



TORONTO BLUE JAYS

# MEDIA GUIDE

1988

**GEORGE  
BELL**



1987 AMERICAN LEAGUE

**M.V.P.**

1987 MAJOR LEAGUE

**PLAYER OF THE YEAR**

(The Sporting News)



# 1988 OFFICIAL SCHEDULE

	SUN	MON	TUES	WED	THURS	FRI	SAT
<b>APRIL</b>	10 MINN 2:15	11 NY 1:35	12 NY 7:35	13 NY 7:35	14 NY 12:35	15 MINN 7:35	16 MINN 1:35
	17 MINN 1:35	18 KAN 7:35	19 KAN 7:35	20 KAN 7:35	21 KAN 7:35	22 NY 7:35	23 NY 7:35
	24 NY 1:05	25 OAK 7:35	26 OAK 10:05	27 OAK 7:35	28 OAK 3:15	29 OAK 7:35	30 CAL 1:20
	1 CAL 1:35	2 SEA 10:05	3 SEA 10:05	4 OAK 10:35	5 OAK 3:15	6 CAL 10:05	7 CAL 10:05
	8 CAL 4:05	9	10 SEA 7:35	11 SEA 7:35	12 CHI 8:30	13 CHI 8:30	14 CHI 7:00
	15 CHI 5:30	16 CHI 5:30	17 TEX 7:35	18 TEX 7:35	19	20 MIL 8:35	21 MIL 8:35
	22 MIL 2:35	23 MIL 8:35	24 TEX 8:35	25 TEX 8:35	26 TEX 8:35	27 CHI 7:35	28 CHI 1:35
	20 CHI 1:35	21 MIL 7:35	22 MIL 7:35	23 MIL 7:35	24 MIL 7:35	25 MIL 7:35	26 MIL 7:35
<b>MAY</b>	1 MIL 1:35	2 CHI 1:35	3 MIL 7:35	4 MIL 7:35	5 MIL 7:35	6 MIL 7:35	7 MIL 7:35
	8 CAL 4:05	9	10 SEA 7:35	11 SEA 7:35	12 SEA 12:35	13 SEA 12:35	14 CHI 7:00
	15 CHI 5:30	16 CHI 5:30	17 TEX 7:35	18 TEX 7:35	19	20 MIL 8:35	21 MIL 8:35
	22 MIL 2:35	23 MIL 8:35	24 TEX 8:35	25 TEX 8:35	26 TEX 8:35	27 CHI 7:35	28 CHI 1:35
	20 CHI 1:35	21 MIL 7:35	22 MIL 7:35	23 MIL 7:35	24 MIL 7:35	25 MIL 7:35	26 MIL 7:35
	27 MIL 8:35	28 MIL 8:35	29 MIL 8:35	30 MIL 8:35	31 MIL 8:35	1 MIL 8:35	2 MIL 8:35
	3	4	5	6	7	8	9
	10	11	12	13	14	15	16
	17	18	19	20	21	22	23
	24	25	26	27	28	29	30
	31	1	2	3	4	5	6
<b>JUNE</b>	5 BOS 1:05	6 CLEV 7:35	7 CLEV 7:35	8 CLEV 7:35	9	10 BOS 7:35	11 BOS 1:35
	12 BOS 1:35	13 CLEV 7:35	14 CLEV 7:35	15 CLEV 12:35	16 DET 7:35	17 DET 7:35	18 DET 4:05
	19 DET 1:35	20 BAL 7:35	21 BAL 7:35	22 BAL 7:35	23 BAL 7:35	24 DET 7:35	25 DET 1:35
	26 DET 1:35	27 BAL 7:35	28 BAL 7:35	29 BAL 7:35	30		
	1	2	3	4	5	6	7
	8	9	10	11	12	13	14
	15	16	17	18	19	20	21
	22	23	24	25	26	27	28
	29	30	31	1	2	3	4
	5	6	7	8	9	10	11
	12	13	14	15	16	17	18
	19	20	21	22	23	24	25
	26	27	28	29	30	31	1
	2	3	4	5	6	7	8
	9	10	11	12	13	14	15
	16	17	18	19	20	21	22
	23	24	25	26	27	28	29
	30	31	1	2	3	4	5
	6	7	8	9	10	11	12
	13	14	15	16	17	18	19
	20	21	22	23	24	25	26
	27	28	29	30	31	1	2
<b>JULY</b>	3 OAK 1:35	4 CAL 7:35	5 CAL 7:35	6 CAL 7:35	7 SYRACUSE 7:00	8 SEA 7:35	9 SEA 1:35
	10 SEA 1:35	11 SEA 1:35	12	13	14 OAK 10:35	15 OAK 1:35	16 OAK 4:05
	17 OAK 4:05	18 OAK 1:35	19 CAL 10:35	20 CAL 10:35	21 SEA 10:05	22 SEA 10:05	23 SEA 10:05
	24 SEA 4:35	25 MINN 8:05	26 MINN 9:05	27 MINN 1:15	28	29 NY 7:35	30 NY 2:20
	31 NY 1:35	1	2	3	4	5	6
	7	8	9	10	11	12	13
	14	15	16	17	18	19	20
	21	22	23	24	25	26	27
	28	29	30	31	1	2	3
	4	5	6	7	8	9	10
	11	12	13	14	15	16	17
	18	19	20	21	22	23	24
	25	26	27	28	29	30	31
	1	2	3	4	5	6	7
	8	9	10	11	12	13	14
	15	16	17	18	19	20	21
	22	23	24	25	26	27	28
	29	30	31	1	2	3	4
	5	6	7	8	9	10	11
	12	13	14	15	16	17	18
	19	20	21	22	23	24	25
	26	27	28	29	30	31	1
<b>AUG.</b>	2 BAL 1:35	3 MINN 7:35	4 MINN 7:35	5 MINN 7:35	6 MINN 7:35	7 MINN 7:35	8 KAN 1:35
	9	10	11	12	13	14	15
	16	17	18	19	20	21	22
	23	24	25	26	27	28	29
	30	31	1	2	3	4	5
	6	7	8	9	10	11	12
	13	14	15	16	17	18	19
	20	21	22	23	24	25	26
	27	28	29	30	31	1	2
	3	4	5	6	7	8	9
	10	11	12	13	14	15	16
	17	18	19	20	21	22	23
	24	25	26	27	28	29	30
	31	1	2	3	4	5	6
	7	8	9	10	11	12	13
	14	15	16	17	18	19	20
	21	22	23	24	25	26	27
	28	29	30	31	1	2	3
<b>SEPTEMBER</b>	4 TEX CHE 1:05	5 DET Labor Day	6 DET 7:35	7 DET 7:35	8	9 BAL 8:05	10 BAL 7:35
	11 BAL 1:35	12 DET 7:35	13 DET 7:35	14 DET 7:35	15 CLEV 7:35	16 CLEV 7:35	17 CLEV 1:35
	18 CLEV 1:35	19 BOS 7:35	20 BOS 7:35	21 BOS 7:35	22	23 CLEV 7:35	24 CLEV 7:35
	25 CLEV 1:35	26 BOS 7:35	27 BOS 7:35	28 BOS 7:35	29	30 BAL 7:35	31 BAL 1:35
	1	2	3	4	5	6	7
	8	9	10	11	12	13	14
	15	16	17	18	19	20	21
	22	23	24	25	26	27	28
	29	30	31	1	2	3	4
	5	6	7	8	9	10	11
	12	13	14	15	16	17	18
	19	20	21	22	23	24	25
	26	27	28	29	30	31	1
<b>AUGUST</b>	7 KAN 1:35	8 KAN 7:35	9 NY 7:35	10 NY 7:35	11 NY 7:35	12 KAN 8:35	13 KAN 8:05
	14 KAN 2:35	15	16 CHI 8:30	17 CHI 8:30	18	19 MIL CHE 7:35	20 MIL CHE 2:05
	21 MIL CHE 1:05	22 CHI CHE 7:35	23 CHI CHE 7:35	24 CHI 12:35	25	26 TEX 8:35	27 TEX 8:35
	28 TEX 8:35	29 MIL 8:35	30 MIL 8:35	31 MIL 2:35			
	1	2	3	4	5	6	7
	8	9	10	11	12	13	14
	15	16	17	18	19	20	21
	22	23	24	25	26	27	28
	29	30	31	1	2	3	4
	5	6	7	8	9	10	11
	12	13	14	15	16	17	18
	19	20	21	22	23	24	25
	26	27	28	29	30	31	1

□ Home Games □ Away Games

\* Holidays



All games on C.J.L. Radio 1430.  
All games shown Toronto Time.  
For all ticket information (416) 595-0077.  
Televised games subject to change.

**COPYRIGHT:** 1988 by the Toronto Blue Jays Baseball Club. All information is current to February 5, 1988. Entire contents are the property of the Toronto Blue Jays Baseball Club and cannot be reprinted in whole or in part without permission of the Blue Jays Public Relations Department.

FROM THE SPORTS LIBRARY OF  
**RETROSEASONS**.com

More publications available at:

[www.retroseasons.com/library/](http://www.retroseasons.com/library/)

# TORONTO BLUE JAYS 1988

## TABLE OF CONTENTS

Directories	2-4	Records	116-129
Important Dates	5	Detailed Batting/Pitching/Fielding	130-139
Bios	6-51	Opponents Statistics	144-150
Items of Interest	52-55	Broadcasting	152
Exhibition Stadium	56-57	Roster	154-156
1987 Statistics & Information	60-85	Spring Training	158-160
History/Awards	86-93	Blue Jays 1977-1987	i-xxiii
All-Time Statistics	94-127	Blue Jays Stadium	xxiv

## DETAILED INDEX

AL Stats '87	60-63	Major League Leaders, '87	63
All-Star Break	94	Manager, Williams	8
All Star Selections	88	Marathons	142
Attendance Data	82-85	Martinez, Buck	152
Awards	88-90	Mattick, Bob	7
Baseball Hall of Fame, Canadian	81	Milestones, Upcoming	157
Batting:		Milestones Victories	110
All-Time Blue Jays Leaders	106	Minor League Review, 1987	78-81
Analysis, 1987	71	Monthly Records	105
Big RBI Games	111	Multiple Hit Games	114
Career, as Blue Jays	98, 140	MVP, AL	18
Career, Detailed	130-135	Name the Team	4
Detailed, Blue Jays 1987	75	Nicholson, Bob	7
1987 Blue Jays	69	No-Hitters	112
300 Hitters	111	Non-Pitchers	59
DH Hitting	76; 105	Non-Roster Players	47-50
Pinch Hitting	50; 77; 105; 112	1-0 Games	103
Road	77	Opening Day Lineups	102
Single Season, Highs	108	Openers, Home	103
Streaks	120	Opponents Records:	
Top Ten	106	Batters	146-148
Year-By-Year	94, 104	Pitchers	149-151
VS Opposing Teams	107	Leading (Season)	143
BBWAA Directory	160	Home Runs	144-145
Beeston, Paul	6	Original Blue Jays	5
Biographies:		Pitching:	
Front Office	6-7	All-Time Blue Jays Leaders	107
Manager & Coaches	8-14	Analysis, 1987	71
Roster Players	15-46	Career, as Blue Jays	100
Non Roster Players	47-50	Career, Detailed	135-139
Behind the Scenes	51	Detailed, Blue Jays 1987	75
Biggest Innings	129	15-Game Winners	111
Birthdays	16	Low-Hit Games	91; 146
Blue Jays and Expos	89	1987, Blue Jays	69
Broadcasting	152-153	Relief	77
Canadian Players	87, 115	Single Season Highs	108
Championship Series, 1985	82-93	Strikeout Highs	121
Cheek, Tom	153	10 or More Strikeouts	149
Climate, Toronto	31	Top Ten	107
Coaches, BIOS	9-14	Year-By-Year	90, 104
Craig, Tommy	51	Player Transactions, 1987	76
Dates to Remember, 1988	5	Player Development	2
Day-By-Day, 1987	72-73	Players, BIOS	15-51
Directory	2	Postponements	101
Duff, Ian	51	Radio	153
Exhibition Stadium	56-57	Rain Delays	101
Extra-Innings	59	Rainouts	101
Farm System	4	Records:	
Fielding:		Club & Individual	116
By Position, 1987	74	Season	116-122
Blue Jays, All-Time Team	122	Game	123-126
Career by Position	140	Month	126
League Leaders	59	Rookies	127
Season	117; 122; 124	Held or Tied	93
Triple Plays	55	Review, 1987	64-68
Year-By-Year	104	Rookies	127
'Firsts'	57	Ross, Jeff	51
Forfeit Game	101	Rosters:	
Free Agent Draft	128	All-Time	87
Front Office	6-7	Numerical	156
Games by Position	95	1988 Spring	154-156
Game Personnel	4	Rules of Interest	52-55
Gillick, Pat	6	Schedules:	
Gold Glove Award	69	Season	Inside Front Cover
Grant Field	158	Spring	160
Ground Rules	56	Scouts	3
Hardy, N.E.	6	Series Sweeps	103
Highest Scoring Games	99	Shares, WS/LCS	63
Highs & Lows, 1987	70-71	Spring Training	158-160
History	86	Stolen Bases	101, 111
Home Runs:		Statistical Analysis '87	71
Grand Slams	112	Streaks:	
In Consecutive Games	110	Hitting	120
Inside the Park	109	Winning and Losing	110
Lifetime, AL Parks	139	SkyDome	58
Pinch-Hit	112	Switch-Hitters	59
20 Home Runs	111	Suspend Games	63
Opponents	144-145	Taylor, Dr. Ron	51
Two (Three) in a Game	113	Ticket Prices	56
Yearly Leaders	110	Time	56; 91
Hotels, Out of Town	27	Trades	115
Howarth, Jerry	153	Transactions, 1987	76
Innings, Biggest	129	Triple Plays	55
Iron Man Streak	110	TV	152
Items of Interest	52-55	Uniform	7
Kubek, Tony	152	Webster, R. Howard (Awards)	90
Labatt's 'Blue' Award	88	Williams, Jimmy	8
LaMacchia, Al	7	Won-Lost vs AL	96-97
Last Time	90	Won-Lost Breakdown	97
Leaders, Year-By-Year	94-95	Won-Lost, Best	157
Logo, Blue Jays	4	Year-By-Year	104-105
Major League Draft	103	Youngest Blue Jays	59

**Toronto Blue Jays**  
**Box 7777, Adelaide Street Post Office**  
**Toronto, Ontario M5C 2K7**  
**(416) 595-0077**

## TORONTO BLUE JAYS—CLUB DIRECTORY

### BOARD OF DIRECTORS

John Craig Eaton, William Ferguson, L.G. Greenwood, N.E. Hardy,  
 R. Howard Webster, P.N.T. Widdrington

### OFFICERS

Chairman of the Board	R. Howard Webster
Vice-Chairman, Chief Executive Officer	N.E. Hardy
Executive Vice-President, Business	Paul Beeston
Executive Vice-President, Baseball	Pat Gillick
Vice-President, Baseball	Al LaMacchia
Vice-President, Baseball	Bob Mattick
Vice-President, Finance and Administration	Bob Nicholson

### FRONT OFFICE

Director, Public Relations	Howard Starkman
Director, Ticket Operations	George Holm
Director, Operations	Ken Erskine
Director, Marketing	Paul Markle
Director, Canadian Scouting	Bob Prentice
Director, Florida Operations	Ken Carson
Administrator, Player Personnel	Gord Ash
Controller	Phil Martin
Assistant Director, Public Relations	Gary Oswald
Assistant Director, Operations	Len Frejlich
Assistant Director, Ticket Operations	Randy Low
Manager, Group Sales	Maureen Haffey
Manager, Promotions & Community Events	John Brioux
Manager, Stadium Promotions	Colleen Burns
Manager, Employee Compensation	Catherine Elwood
Manager, Information Systems	Kevin Worth
Manager, Team Travel	Mike Mitchell
Manager, Ticket Vault	Paul Goodyear
Manager, Ticket Revenue	Mike Maunder
Manager, Ticket Mail Services	Allan Koyanagi
Manager, Ticket Mail Services	Doug Barr
Manager, Commerce Court Store	Helen Maunder
Manager, Commerce Court Tickets	Barb Walker
Manager, Event Personnel	Fred Wootton
Assistant Controller	Sue Sostarich
Systems Administrator	Mark Graham
Co-ordinator, Group Sales	Mark Edwards
Accounting Assistant	Duncan Gray
Supervisor, Maintenance	Dave Hamilton
Supervisor, Grounds	Brad Bujold
Supervisor, Security	Bob Sharpe
Supervisor, Office & Game Services	David Cox
Mailroom Attendant	Dino Zampini
Operations Assistant	Mario Coutinho
Trainer	Tommy Craig
Clubhouse Manager, Blue Jays	Jeff Ross
Clubhouse Manager, Visitors	Ian Duff
Team Physician	Dr. Ron Taylor
Consulting Orthopaedic Surgeons	Dr. Allan Gross Dr. Martin Korreich

### ADMINISTRATIVE PERSONNEL

Accounting	Sandi Schlesinger
Baseball	Fran Brown, Janet Donaldson, Ellen Harrigan
Business Operations	Sue Cannell
Group Sales	Betty Ann Armstrong
Marketing & Promotions	Christine Massa
Operations	June Sym
Public Relations	Debbie Alleyne, Judy Van Zutphen
Receptionist/Switchboard	Anne Jarvis, Debbie Murphy
Ticket Department	Donna Calderone, Sheila Cantarutti, Dan Clarry, Heather Connolly, Janice Marshall, Frank Padget, Al Ross

### BLUE JAYS PLAYER DEVELOPMENT

Pat Gillick	Executive Vice-President, Baseball
Bob Mattick	Vice-President, Baseball
Al LaMacchia	Vice-President, Baseball
Gord Ash	Administrator, Player Personnel
Bob Prentice	Director, Canadian Scouting
John Mayberry	Minor League Hitting Instructor
Mel Queen	Minor League Pitching Instructor
Ellis Clary	Minor League Instructor
Marty Pattin	Minor League Pitching Instructor
Fran Brown	Administrative Assistant, Secretary
Janet Donaldson	Administrative Aide, Baseball
Ellen Harrigan	Administrative Aide, Baseball
Jody Pucello	Minor League Equipment Co-ordinator

## SCOUTING SUPERVISORS

David Blume	Elk Grove, CA
Chris Bourjos	Chicago, IL
Ellis Dungan	Marianna, FL
Bob Engle, Eastern Regional Scouting Director	Manheim, PA
Joe Ford	Yukon, OK
Epy Guerrero, Co-ordinator Latin America	Santo Domingo, DR
Tom Hinkle	Atascadero, CA
Jim Hughes	McKinney, TX
Moose Johnson, Special Assignment Scout	Arvado, CO
Gordon Lakey, Special Assignment Scout	Houston, TX
Duane Larson	Charlotte, NC
Ted Lekas	Worcester, MA
Steve Minor	Long Beach, CA
Wayne Morgan, Western Regional, Scouting Director	Morgan Hill, CA
Ben McLure	Hershey, PA
Bob Prentice, Director, Canadian Scouting	Scarborough, ONT
Neil Summers	Manhasset, NY
Don Welke	Berrien Springs, MI
Tim Wilken	Dunedin, FL
Dave Yoakum	Orlando, FL

## SCOUTS

Jeffrey Allen	North Bend, OR	Bob Masterton	Cincinnati, OH
Pat Anderson	Pine Bluff, AR	Ken Montgomery	Houston, TX
John Andriuk	Calgary, ALTA	Rodger Morphew	Alexandria, IN
Jake Boss	Holt, MI	Bob Nelson	Toronto, ONT
Ron Cabot	Mississauga, ONT	Steve Partington	Sydney, OH
Carlos Cambo	Miami, FL	Frank Pottie	Dartmouth, NS
Domingo Carrasquel	Barquisimeto, VZ	Jim Ridley	Milton, ONT
Osvaldo Chavarria	North Burnaby, BC	Jorge Rivera	Rio Piedras, PR
John Cole	Newport Beach, CA	Charles Ryan	Sherwood, PEI
Lee David	Naples, FL	Joe Saunders	Canton, MI
Bill Dortch	Cheyenne, WY	Gladwyn Scott	Warren, MAN
Don Davis	New Maryland, NB	Glessis Scott	Minnedosa, MAN
Dick Finn	Columbus, OH	Wally Sinner	Rialto, CA
Mike Gaddy	Sylard, NC	Bill Slack	Montreal, PQ
Kurt Geese	Valparaiso, IN	James Smith	Cantonment, FL
Jeff Gillespie	Ocala, FL	Gerald Sobeck	San Jose, CA
Melvin Gomes	San Pedro de Macoris, DR	Steve Sotir	Palm Harbor, FL
Ignacio Javier	Santo Domingo, DR	Ron Thompson	Detroit, MI
Walter Jeffries	Rockwood, ONT	Jeff Trundy	Manchester, ME
Jeff Jordan	Spokane, WA	Larry Tuttle	Blissfield, MI
John Kemmerly	Dover, PA	Tom Valcke	Regina, SASK
Leonard Kemp	Langley, BC	Noel Vester	Dunedin, FL
Elton Lash	Buchanan, MI	Ramon Webster	Colon, Panama
Haig Lavery	Sydney, Australia	L.M. Wesson	Forest, MS
Bill Lechner	Little Canada, MN	Ken Wilson	Centralia, WA
Jeff Long	Green Cove Springs, FL	Rod Wilson	St. Stephen, N.B.
Ron Mace	Coalhurst, ALTA	Patrick Wolf	Guam
John Mabry	Montgomery, AL		

## GAME PERSONNEL

PA Announcer	Murray Eldon
Music Co-ordinator	Jory Sigesmund
Press Gate Attendant	Eric Porteous
Press Box Attendant	Alex McDonald
Press Dining Room Attendant	Ross Buchanan

## BLUE JAYS PUBLIC RELATIONS DEPARTMENT

**Howard Starkman,**                      **Gary Oswald**  
 Director, Public Relations      Assistant Director, Public Relations  
 Secretary: Judy Van Zutphen  
 Public Relations Assistant: Debbie Alleyne

## BLUE JAYS FARM CLUBS

### AAA—International

Syracuse Chiefs  
MacArthur Stadium  
Syracuse, NY 13208  
(315) 474-7833  
General Manager & Executive Vice-President:  
Anthony "Tex" Simone  
Director, Finance: Edward Mapstone  
Director of Operations: John Simone  
Field Manager: Bob Bailor  
Coaches: Hector Torres, Galen Cisco  
Trainer: Randy Holland  
Clubhouse Manager: Mark Debottis  
Stadium: MacArthur Stadium  
Capacity: 10,500  
Outfield Distances: LF-320, CF-434, RF-320

### A—Florida State

Dunedin Blue Jays  
P.O. Box 957  
Dunedin, Florida 34697  
(813) 733-9302  
General Manager: Ken Carson  
Administrative Assistant: Marsha Kuliesh  
Clubhouse Manager: Kevin Kierst  
Sales Promotion Co-Ordinator: Janine Brewster  
Grounds, Supervisor: Stacy Stangle  
Grounds Staff: Mike Ryan, Alan Proctor, Dick Swisher  
Field Manager: Doug Ault  
Coaches: Dennis Holmberg, Steve Mingori  
Trainer: Jon Woodworth  
Stadium: Grant Field  
Capacity: 3471  
Outfield Distances: LF-335, CF-400, RF-315

### A—New York-Penn

St. Catharines Blue Jays  
P.O. Box 1088  
St. Catharines, Ontario  
L2R 3B0  
(416) 641-5297  
General Manager: Rick Amos  
Assistant General Manager: Steve Stunt  
Administrative: Mary Dorman  
Field Manager: Eddie Dennis  
Coach: Mike McAlpin  
Trainer: Armando Pagliari  
Stadium: Community Park  
Capacity: 2,000  
Outfield Distances: LF-310, CF-400, RF-310

### AA—Southern

Knoxville Blue Jays  
Bill Meyer Stadium  
633 Jessamine St.  
Knoxville, Tennessee 37917  
(615) 637-9494  
Chairman of the Board: Pat Gillick  
President: Paul Beeston  
General Manager: Gary McCune  
Assistant General Manager: Bill Dyke  
Field Manager: Barry Foote  
Coaches: J.J. Cannon, John Poloni  
Trainer: Tim Ringler  
Stadium: Bill Meyer Stadium  
Capacity: 8000  
Outfield Distances: LF-330, CF-405, RF-330

### A—South Atlantic

Myrtle Beach Blue Jays  
P.O. Box 1110  
Myrtle Beach, South Carolina 29578-1110  
(803) 626-1987  
President: Winston Blenckstone  
General Manager: Dan Rajkowski  
Field Manager: Richie Hebner  
Coaches: Rocket Wheeler, Leroy Stanton,  
Bill Monbouquette  
Trainer: Mike Murray  
Stadium: Coastal Carolina College Stadium  
Capacity: 3200  
Outfield Distances: LF-315, CF-400, RF-315

### Rookie—Pioneer

Medicine Hat Blue Jays  
P.O. Box 465  
Medicine Hat, Alberta T1A 7G2  
(403) 526-0404  
President: Bill Yuill  
Vice-President: Russ Williams  
General Manager: Dean Linden  
Field Manager: T.B.A.  
Coach: Bob Nandin  
Trainer: Brent Andrews  
Stadium: Athletic Park  
Capacity: 3,200  
Outfield Distances: LF-350, CF-380, RF-350

**REMEMBER?** Doug Ault is the only Blue Jays player to hit two HR's in his first game with the club. It occurred in the franchise's first game, April 7, 1977 vs Chicago.

### NAME THE TEAM CONTEST

The Blue Jays were named in a contest conducted in June and July of 1976. Over 30,000 individual entries were received, suggesting over 4,000 names for the new American League club. From the list of names submitted, specially-appointed panels of judges selected ten names to submit to the Board of Directors. The Directors chose the name "Blue Jays" from that list and announced their decision on August 12th, at which time the team officially became the Toronto Blue Jays Baseball Club.

A total of 154 people submitted the name Blue Jays, and a drawing was held to select a grand prize winner from those who submitted the name. Dr. William Mills of Etobicoke, Ontario, won a pair of season tickets for 1977 and an all-expenses paid trip for himself and his family to watch the Blue Jays at spring training in Dunedin, Florida. Nine runners-up also won season tickets.

### BLUE JAYS LOGO

The Blue Jays logo was created by the Toronto design firm of Savage Sloan, Ltd. It depicts a stylized Blue Jay on a red baseball outline incorporating a red maple leaf. The logo features two shades of blue, and red. It was selected to represent three facets of the club's identity: the team name, baseball, and the fact that the team is Canadian.

**1988 IMPORTANT DATES TO REMEMBER**

January 5-15	Period in which player may make submission to arbitration.
January 8	Last day until May 1 for former clubs to resign players who refused binding arbitration.
February 1-20	Salary arbitration hearings held.
February 19	First date pitchers, catchers, and injured players can voluntarily work out at spring training.
February 24	First date all others can voluntarily work out at spring training.
March 2	Earliest mandatory date for first spring training workout.
March 10	Earliest date to request major league waivers on selected players or draft-excluded players acquired after August 15, 1987
March 11	Last date to renew contracts.
March 20	First date draft-excluded players acquired after 8-15-87 or players chosen in 1987 Rule 5 selection meeting may be assigned to a National Association club. Also, last date to furnish notice of release and incur only 30 days' salary liability.
March 25	Last date to request unconditional release waivers if you will MAIL notice to player, without incurring full season salary liability.
March 29	Last date to request unconditional release waivers if you will HAND notice to player, without incurring full season salary liability.
March 30	Last date to mail notice of unconditional release to player.
April 1	Last date to furnish player notice without incurring full season salary liability.
April 4	Official opening of the 1988 Championship Season. Beginning this date, Active list to 25 (24) players.
May 1	First day former clubs may resign free agent players who refused binding arbitration and were unsigned after January 8.
May 3	Waivers secured on or after November 11th expire at 5:00 P.M. EDT.
May 4	New waiver period. Waivers secured on/after this date are good through 5:00 P.M. EDT July 31st. Beginning today, outright assignments to National Association may be made with ordinary major league waivers in effect.
May 25	Start of free agent closed period re summer draft.
June 1-3	Summer free agent draft.
July 12	All-Star Game at Cincinnati.
July 31	Waivers secured on or after May 4, 1988 expire 5:00 P.M. EDT.
August 1	Hall of Fame game.
August 1	New waiver period begins. No assignments of player contracts to other Major League clubs until day after end of championship season except on waiver claim or with waivers in effect.
August 15	Last date to bring player up for "full trial" (to avoid "draft-excluded" status.)
September 1	Active player limit increased from 25 (24) to 40. Beginning today, until 30 days of the 1989 season have expired outright assignments to National Association may be made only with special waivers in effect.
October 2	1988 Championship Season Closes.
October 9	Last date for requesting waivers until November 11th.
October TBA	Last date to file A and Rookie Class reserve lists with National Association and Commissioner.
Close of World Series	Commencement of 15-day period during which eligible players may elect trade or free agency.
November 10	Waivers secured on or after August 1, 1988 expire 5:00 P.M. EST.
November 11	New waiver period begins. Major League waiver requests may be withdrawn by a club on any player only once in each waiver period; subsequent Major League waiver requests in that period are irrevocable.
November (TBA)	Last date to file AAA and AA reserve lists with National Association and Commissioner.
November (TBA)	Last date to file Major League reserve lists with League and Commissioner.
November 28	No contract of a Major League player shall be assigned to a club of lower classification during the period from 5:00 P.M. EST of the Monday preceding the major League draft meeting until draft meeting has been concluded.
December 2-8	Winter Meetings in Atlanta, Georgia.
December 15	Last date to make selections under working agreements.
December 20	Last date to tender contracts.

**THE ORIGINAL BLUE JAYS  
American League Expansion Draft Selections  
November 5, 1976**

- |                                    |                                    |
|------------------------------------|------------------------------------|
| 1. Bob Bailor, if-of, Baltimore    | 16. Doug Ault, if, Texas           |
| 2. Jerry Garvin, lhp, Minnesota    | 17. Ernie Whitt, c, Boston         |
| 3. Jim Clancy, rhp, Texas          | 18. Mike Weathers, if, Oakland     |
| 4. Gary Woods, of, Oakland         | 19. Steve Staggs, if, Kansas City  |
| 5. Rico Carty, if-dh, Cleveland    | 20. Steve Hargan, rhp, Texas       |
| 6. Butch Edge, rhp, Milwaukee      | 21. Garth Iorg, if, New York       |
| 7. Al Fitzmorris, rhp, Kansas City | 22. Dave Lemanczyk, rhp, Detroit   |
| 8. Al Woods, of, Minnesota         | 23. Larry Anderson, rhp, Milwaukee |
| 9. Mike Darr, rhp, Baltimore       | 24. Jesse Jefferson, rhp, Chicago  |
| 10. Pete Vuckovich, rhp, Chicago   | 25. Dave McKay, if, Minnesota      |
| 11. Jeff Byrd, rhp, Texas          | 26. Tom Bruno, rhp, Kansas City    |
| 12. Steve Bowling, of, Milwaukee   | 27. Otto Velez, of, New York       |
| 13. Dennis DeBarr, lhp, Detroit    | 28. Mike Willis, lhp, Baltimore    |
| 14. Bill Singer, rhp, Minnesota    | 29. Sam Ewing, of, Chicago         |
| 15. Jim Mason, if, New York        | 30. Leon Hooten, rhp, Oakland      |

**NORMAN EDGAR (Peter) HARDY**  
**Vice Chairman & Chief Executive Officer**

Served as Chairman of the Board of John Labatt Limited from 1980-1987. . . . Has been with the Blue Jays since Day One serving as Vice-Chairman on the club's Board of Directors. . . . Served as a liaison between the Blue Jays and the Board of Directors following the resignation of club President, Peter Bavasi, on Nov. 24/81. . . . Appointed Chief Executive Officer of the club on July 22/82. . . . Provides counselling input to the day-to-day operations of the club while leaving the responsibilities of the day-to-day operations to Executive Vice-Presidents Pat Gillick and Paul Beeston. . . . Represents the club, officially, in American League and Major League matters. . . . Also serves as a director of many firms including Brascan Ltd., Noma Industries Ltd., and Stambax Inc. . . . Appointed to the Major League Committee formed to find a successor to former Commissioner Bowie Kuhn. . . . A current member of American League's Audit Committee. . . . Currently a member of Major League Baseball's Executive Council. . . . Resides in London, Ontario.



**PAT GILLICK**  
**Executive Vice-President, Baseball**

Born, August 22, 1937 at Chico, California. . . . . Father Larry was a former star pitcher with Sacramento in the Pacific Coast League and former sheriff of Butte County, California. . . . Married the former Doris Sander in November, 1968. . . . One child, Kimberley (11/24/72). . . . Graduated in 1954 at the age of 16 from Notre Dame High School in Sherman Oaks, California where he played baseball and football. . . . Enrolled in University of Southern California in the fall and graduated in 1958 at the age of 20 with a Bachelor of Science Degree in business. . . . Played baseball at USC under coach Rod Dedeaux and was a member of USC's N.C.A.A. College World Series championship team in 1958. . . . Pitched semi-pro for Edmonton, Alberta in Western Canada League in summer of 1958. . . . Batted and threw lefthanded. . . . Was signed to his first pro contract by Mike Catron in Baltimore Orioles organization. . . . Made pro debut in 1959 at Stockton (C) with a 9-5 record and 3.78 ERA. . . . Advanced to Fox Cities (B) in 1960 where he was 11-2 with a 1.91 ERA and finished season at Vancouver (AAA). . . . Spent next three seasons between Little Rock (AA), Elmira (A) and Rochester (AAA) including 10 wins at Little Rock in 1961. . . . Compiled a 45-32 record and 3.42 ERA in five seasons in Baltimore chain. . . . Played under former Baltimore manager Earl Weaver for three seasons at Fox Cities (1960) and Elmira (1962-63). . . . Retired at age 26 due to arm problems in 1963 to accept position in Houston organization as Assistant Farm Director under Eddie Robinson, who was formerly assistant to Paul Richards in Baltimore before both moved to Houston Colt 45's. . . . Spent 10 years with Houston working his way to Regional Scouting Co-ordinator and to Director of Scouting. . . . Joined New York Yankees in September 1974 as Co-ordinator of Player Development and Scouting under Tai Smith. . . . Accepted the challenge of building the Blue Jays and joined Toronto on August 16, 1976 as Vice President of Player Personnel. . . . Responsible for all Baseball-related activities including scouting, the farm system and the major league team. . . . Became Vice-President, Baseball Operations on Nov. 24/77. . . . Voted Canada's 1983 Baseball Man of the Year by the Toronto and Montreal Chapters of the BBWAA. . . . Appointed Executive Vice-President, Baseball, September 24, 1984. . . . Named UPI's 1985 ML Baseball Executive of the Year. . . . Resides in the Toronto suburb of Mississauga.



**PAUL BEESTON**  
**Executive Vice-President, Business**

Born, June 20, 1945 at Welland, Ontario. . . . Married the former Kaye Doherty (8/29/69). . . . Two children, Aimee (11/15/75) and David (4/10/78). . . . Graduated in 1964 from Welland Vocational and High School. . . . Started at University of Western Ontario in fall of 1964 and graduated in 1968 with a Bachelor of Arts degree, majoring in economics and political science. . . . Began working with Coopers & Lybrand in London in summer of 1968. . . . Received Chartered Accountant designation in 1971. . . . Became a manager with Coopers & Lybrand in 1973 after only five years. . . . Left Coopers & Lybrand to become the first employee of the Blue Jays on May 10, 1976, only 1 1/2 months after the granting of the franchise. . . . Became Blue Jays Vice-President, Administration. . . . Responsible for all areas of the club's day-to-day operations excluding player development. . . . Also handles all of the Blue Jays corporate sponsorships and has played an important and influential role in the negotiation of the club's ancillary services including radio and television, stadium lease and souvenir contracts. . . . Became Vice-President, Business Operations on Nov. 24/77. . . . Currently a Director of Major League Baseball Promotion Corporation and a member of the committee examining American League expansion. . . . Appointed Executive Vice-President, Business, September 24, 1984. . . . Resides in Toronto.



**BOB MATTICK**  
**Vice-President, Baseball**

Born, December 5, 1915 at Sioux City, Iowa but grew up in St. Louis. . . . Father, Wally (Chick) Mattick was a former major league player with the White Sox (1912-13) and the Cardinals (1918). . . . Signed first professional contract as a shortstop with Chicago Cubs in 1933. . . . Best season was 1937 when he hit .279 with 66 RBI's and 39 doubles for Los Angeles of Pacific Coast League. . . . After playing for both the Cubs and Cincinnati he retired in 1942 finishing with a career major league average of .233 with 64 RBI's in 206-games. . . . Suffered serious eye injury in 1936 (fractured skull above the right eye due to a foul ball) while with Los Angeles which seriously hampered career. . . . Resulted in double vision. . . . Managed in Southern League, 1944-45. . . . From 1946 through 1979 was spent in administrative and scouting capacities working for 10 different organizations including a 20 year association with Gabe Paul. . . . Left Montreal in 1976 to join BLUE JAYS as scouting supervisor. . . . In 1978 was appointed Director of Player Development overseeing all minor league field activities. . . . Replaced Roy Hartsfield as BLUE JAYS field manager in 1980 becoming the oldest rookie manager to start a season (64 years). . . . Served that position for two seasons compiling a 104-164 record. . . . Appointed Executive Co-ordinator, Baseball Operations with responsibilities including on-field, player personnel and field staff recruitment activities at all levels of the organization with emphasis at the major league level. . . . Appointed Vice-President, Baseball, September 24, 1984. . . . Oversees the operation of the BLUE JAYS' entry in the Florida Instructional League. . . . Some of the top starters recruited, signed and developed by Mattick include Curt Flood, Vada Pinson, Rusty Staub, Tommy Harper, Darrell Porter, Gorman Thomas, Bobby Grich, Don Baylor, Gary Carter, Ellis Valentine and Dave Stieb. . . . Married wife, Jacqueline on October 6, 1945. . . . Resides in Bellevue, Washington.



**AL LaMACCHIA**  
**Vice-President, Baseball**

Born, July 22, 1921 at St. Louis, Mo. . . . The former right-handed pitcher spent three seasons in the Major Leagues with the St. Louis Browns from 1943-46. . . . He compiled a career record of 2-2 with a 6.46 ERA in 16 games. . . . Making his Major League debut with the Browns, he finished his career in 1946 with the Washington Senators. . . . Moved into baseball's front office scouting four years for the Philadelphia Phillies and 16 years with the Atlanta Braves. Involved in the drafting and signing of such players as Cito Gaston, Larvell Blanks, Jamie Easterly, Joey McLaughlin, Adrian Devine, Bruce Benedict and Dale Murphy for the Braves. Joined the Blue Jays in 1977. Aided in drafting and signing many of players in the Blue Jays system including Dave Stieb & George Bell. . . . Was a scouting supervisor prior to being named Assistant to the President, Baseball Operations on January 12, 1984 assisting Pat Gillick in all facets of the game. . . . Appointed Vice-President, Baseball on September 24, 1984. . . . Married the former Ann Monaco (1/9/44). . . . Resides in San Antonio, Texas.



**BOB NICHOLSON**  
**Vice-President, Finance & Administration**

Born, April 20, 1955. . . . Graduate of University of Toronto with a Bachelor of Commerce in 1978. . . . Joined Coopers & Lybrand the same year and stayed with company until November, 1982 at the time leaving as an audit supervisor. . . . Attained chartered accountant standing in 1980. . . . Joined the BLUE JAYS on November 29, 1982 serving as Director of Finance. . . . Elevated to Vice-President, Finance on September 24, 1984. . . . Serves as corporate secretary. . . . Responsibilities include: . . . treasury, personnel, and overseeing accounting, computer operations and minor league business operations. . . . Hobbies include squash and skiing. . . . Married (12/27/86). . . . Wife's name, Carolyn. . . . Resides in Unionville, Ontario.



**BLUE JAYS UNIFORMS AND INSIGNIA**

INSIGNIA—Double blue stylized Blue Jay superimposed over a red baseball outline which incorporates a red maple leaf. Toronto Blue Jays distinctive (split) lettering in medium blue. UNIFORMS—HOME—White double knit pullover shirt with full colour Blue Jays symbol. "Blue Jays" in dark blue (split) lettering with white center on chest. Numbers on back are dark blue split with white center. Dark blue, white and medium blue striping around neck and sleeves. White pants with dark blue, white and medium blue piping on sides. Dark blue, white and medium blue trimmed elastic waistband. ROAD—Medium blue pullover with full colour Blue Jays symbol and "Blue Jays" in white (split) lettering with dark blue center on chest. Numbers on back are white (split) lettering with dark blue center. Dark blue, white and dark blue striping around neck and sleeves. Medium blue pants with dark blue, white and dark blue piping on sides. Dark blue, white and dark blue trimmed elastic waistband. CAP—Dark blue with two white front panels, dark blue visor. Full colour Blue Jays symbol centered on white panels. SOCKS—Dark Blue. T-Shirt—dark blue sleeves. Players' names on the back of home uniforms.

## MANAGER

## JAMES FRANCIS (Jimmy) WILLIAMS

3

**Position:** Manager**Birthdate:** October 4, 1943**Age:** 44, turns 45 on October 4**Birthplace:** Arroyo Grande, California**Resides:** Dunedin, Fl.**Bats:** Right**Throws:** Right**Height:** 5-11**Weight:** 170

**ACQUIRED:** Appointed to coaching staff, November 6, 1979. Appointed to the position of manager, October 25, 1985.

**PERSONAL:** Married the former Peggy Sallee, 2/19/77. Four children, Monica Jean (7), Brady Charles (6), Shawn Thomas (9/18/83) and Jenna Marie (2/15/85). Graduated from Arroyo Grande High School and attended Fresno State University where he received a Bachelor of Science in Agribusiness (animal science). Hobbies include fishing and hunting. Resides in Dunedin, Florida.

**PLAYING CAREER:** Was a shortstop. 1963: Played semi-pro ball for Sturgis, South Dakota in the Basin League after being named to the All-California Collegiate All-Star team in his final two seasons at Fresno State. With Sturgis hit .301 in 45 games. 1964: Split season between Sturgis and the Alaska Goldpanners. Batted .250 in 50-games with Sturgis and helped the Goldpanners to a 2nd place finish in the National Baseball Congress tournament. Signed as a free agent with the Red Sox by Glenn Wright and former Blue Jays coach Bobby Doerr. 1965: Was 1st professional season. Led all Midwest League (A) shortstops in fielding pct. (.944) and was named to the League's All-Star team. 1966: Had been drafted by St. Louis from the Red Sox Triple A roster and spent all of the season with the Cardinals despite spending the final 2 months of the season in the Army reserve. In 1st ML AB being a strikeout vs Sandy Koufax. Collected 1st ML hit vs Juan Marichal of SF. 1967: Spent part of the season with Arkansas (AA) and Tulsa (AAA) and the Cardinals. Joined the Cardinals in Sept. as part of the pennant drive. 1968: Was traded to Cincinnati with former Cleveland mgr. Pat Corrales for catcher Johnny Edwards prior to the start of play. Hit .226 with Indianapolis. 1969: Selected by the Expos in the Expansion Draft and suffered a shoulder injury while working in a St. Louis Ford Motor plant during the winter. Limited him to 35-games with Vancouver. 1970: Played with Winnipeg batting .257 in 109-games. 1971: Was final full season as a player but was still hampered by shoulder problems. 1975: Injuries forced him to play 7-games with El Paso (Tex) when he was the club's mgr.

**COACHING/MANAGING CAREER:** 1974: Began career in Angel's organization guiding Quad Cities to a first place finish in the first half Southern Division standings. 1975: Moved up to Double A with El Paso and finished 3rd in the Western Division of the Texas League and his only sub-.500 season as a skipper. 1976: Promoted to triple A with Salt Lake City (PCL), leading the club to a 90-54 first place record, only to lose the championship in the 6th game to Hawaii. 1977: Took same club to a 2nd place finish during the next season. 1978: Joined the Cardinals' organization at Springfield (AA) where he finished 3rd with a 70-66 record. 1979: Moved to Salt Lake City (AAA) leading club to 2nd place finish in Southern Division prior to defeating Albuquerque 2-0 and Hawaii 3-0 to win the P.C.L. Championship. 1980: 1st season with BLUE JAYS to teach defense to the outfielders and started six year stint as club's third base coach. 1981-82: Managed Obregon in the Mexican Winter League. 1982: Considered by the Oakland mgr. position prior to the hiring of Steve Boros. 1983: Responsibilities shifted to teaching defense to the infielders as well as coaching third base. 1984: Runnerup to Chuck Cottier in the Seattle manager job for '85 season.

## JIMMY WILLIAMS

## PLAYING CAREER

Year	Club & League	AVG	G	AB	R	H	2B	3B	HR	RBI	SH-SF	HP	BB	SO	SB-CS
1965	Waterloo (Midw.)-a	.287	115	435	64	125	19	3	2	31	3-2	5	41	74	10-4
1966	ST. LOUIS (NL)	.273	13	11	1	3	0	0	0	1	0-0	0	1	5	0-0
1967	Arkansas (Tex.)	.208	28	101	8	21	1	1	0	8	2-0	1	9	14	0-1
1967	Tulsa (P.C.L.)	.226	61	164	37	42	2	0	1	21	3-2	0	18	33	4-1
1967	ST. LOUIS (NL)-b	.000	1	2	0	0	0	0	0	0	0-0	0	0	1	0-0
1968	Indianapolis (PCL)-c	.226	120	403	38	91	19	5	2	34	2-1	1	20	59	5-5
1969	Vancouver (P.C.L.)	.258	35	66	7	17	1	1	0	9	0-0	0	4	8	1-3
1970	Winnipeg (Int.)	.230	109	361	49	83	15	0	3	18	2-3	2	34	48	5-3
1971	Wpg-Tidewater (Int)	.257	105	327	40	84	7	4	5	31	3-3	5	38	46	7-4
1972-73															
1975	El Paso (Tex.)	.118	6	17	3	2	0	0	0	2	0-0	0	2	2	2-0
	<b>Major League Totals</b>	.214	14	13	1	3	0	0	0	1	0-0	0	1	6	0-0

a-Drafted during off-season by St. Louis Cardinals

b-Traded with Pat Corrales to Cincinnati for Johnny Edwards, February 8, 1968.

c-Selected by the Expos in the 1968 National League Expansion Draft.

## MANAGING CAREER

Year	Club & League	W-L	Position
1974	Quad Cities (Midwest)	65-58	1st first half; 3rd second half
1975	El Paso (Texas)	62-71	3rd Western Division
1976	Salt Lake City (P.C.L.)	90-54	1st Eastern Division
1977	Salt Lake City (P.C.L.)	74-65	2nd Eastern Division
1978	Springfield (A.A.)	70-66	3rd Eastern Division
1979	Salt Lake City (P.C.L.)	80-68*	2nd Southern Division
1980-1985	Coach, TORONTO BLUE JAYS		
1986	TORONTO (AL)	86-76	4th Eastern Division
1987	TORONTO (AL)	96-66	2nd Eastern Division

\*won championship.

## BLUE JAYS MANAGERS

	G*	W	L	PCT	YEARS
Cox, Bobby	648	355	292	.549	1982-85
Hartsfield, Roy	484	166	318	.343	1977-79
Williams, Jimmy	325	182	142	.562	1986-87
Mattick, Bobby	268	104	164	.388	1980-81

\*Includes Tie Games

## COACHES

## CLARENCE EDWIN (Cito) GASTON

43



Position: Batting Coach

Birthdate: March 17, 1944

Age: 43, turns 44 on March 17

Birthplace: San Antonio, Texas

Resides: Toronto, Ont.

Bats: Right

Throws: Right

Height: 6-4

Weight: 210

APPOINTED: November 4, 1981

PERSONAL: Married. . . Wife's name Denise. . . Two children, Adrian and Carly. . . Resides year round in Toronto. . . Graduated from Holy Cross High School in Corpus Christi in 1962. . . Enjoys all sports.

PLAYING CAREER: Originally signed by Milwaukee (Atlanta) Braves after an all-star career at Holy Cross High School where he was a three-sport player. . . Selected by San Diego in 1969 NL Expansion Draft where he started a 10-year ML career. . . Had an all-star season in 1970, batting .318 with 29 home runs and 93 RBI's all career highs for a single season. . . Represented San Diego in 1970 All-Star Game at Cincinnati. . .

Traded by San Diego to Atlanta following 1974 season. . . Had two other big home run seasons at San Diego with 17 in 1971 and 16 in 1973. . . Was used mostly as a utility outfielder and pinch-hitter in Atlanta. . . Was a valuable right-handed pinch-hitter in 1977, with 12 pinch hits and 14 RBI's for a .324 average. . . Sold to Pittsburgh Pirates in late September '78 and was granted free agency following season. . .

Invited back to Atlanta for spring training in 1979 but was released. . . Joined Santo Domingo of the Inter-American League (AAA), batting .324 before the league ceased operations on June 30. . . Finished 1979 season with Leon of the Mexican League and also played there in 1980 before retiring.

COACHING CAREER: Made coaching debut as the Atlanta Braves minor league hitting instructor in 1981. . . Made significant strides working with Blue Jays hitters in 1982 under Bobby Cox. . . As club's first full-time batting instructor, he stressed the mental as well as the physical side of hitting. . . Results were amazing, improving the team average by 36 pts. to a club high of .262. . . In 1983 club batting continued to improve under his tutelage finishing first in average (.277) triples (58) and slugging pct. (.436). . . Has completed five seasons as Jays batting coach. . . In his five seasons as batting instructor the club has batted 9084-33653/.270.

## CITO GASTON

## PLAYING RECORD

Year	Club & League	AVG	G	AB	R	H	2B	3B	HR	RBI
1964	Binghamton (NYP)	.238	11	21	1	5	2	0	1	4
1964	Greenville (W. Carol.)	.230	49	165	15	38	6	3	0	16
1965	West Palm Beach (FSL)	.188	70	202	14	38	5	3	0	9
1966	Batavia (NYP)	.330	114	433	84	143	18	5	28	104
1966	Austin (Texas)	.300	4	10	2	3	1	1	0	4
1967	Austin (Texas)	.305	136	505	72	154	24	6	10	70
1967	ATLANTA (NL)	.120	9	25	1	3	0	1	0	1
1968	Richmond (Int.)	.239	21	71	9	17	4	0	2	8
1968	Shreveport (Texas)-a	.279	96	340	49	95	15	4	6	57
1969	SAN DIEGO (NL)	.230	129	391	20	90	11	7	2	28
1970	SAN DIEGO (NL)	.318	146	584	92	186	26	9	29	93
1971	SAN DIEGO (NL)	.228	141	518	57	118	13	9	17	61
1972	SAN DIEGO (NL)-b	.269	111	379	30	102	14	0	7	44
1973	SAN DIEGO (NL)	.250	133	476	51	119	18	4	16	57
1974	SAN DIEGO (NL)-c	.213	106	267	19	57	11	0	6	33
1975	ATLANTA (NL)	.241	64	141	17	34	4	0	6	15
1976	ATLANTA (NL)	.291	69	134	15	39	4	0	4	25
1977	ATLANTA (NL)	.271	56	85	6	23	4	0	3	21
1978	ATL.-d PITTS.-e (NL)	.233	62	120	6	28	1	0	1	9
1979	Santo Dom. (Int.-Am.)	.324	40	148	22	48	5	0	1	14
1979	Leon (Mexican)	.337	24	83	5	28	2	0	1	8
1980	Leon (Mexican)	.238	48	185	16	44	5	0	4	27
<b>Major League Totals</b>		<b>.256</b>	<b>1026</b>	<b>3120</b>	<b>314</b>	<b>799</b>	<b>106</b>	<b>30</b>	<b>91</b>	<b>387</b>

a-Recalled by Atlanta Braves; selected by San Diego Padres in expansion draft, October 14, 1968.

b-On supplemental disabled list, May 17 to June 2, 1972.

c-Traded to Atlanta Braves for Pitcher Danny Frisella, November 7, 1974.

d-Sold to Pittsburgh Pirates, September 22, 1978.

e-Granted free agency, November 2, 1978; invited to Atlanta Braves' 1979 spring camp.

## ALL-STAR GAME RECORD

Year	Club & League	AVG	G	AB	R	H	2B	3B	HR	RBI
1970	National, at Cincinnati	.000	1	2	0	0	0	0	0	0

Minor League hitting instructor, Atlanta Braves, 1981 Coach, Toronto Blue Jays, 1982-

# WINSTON ENRIQUILLO

## (Winston) LLENAS

57

**Position:** Coach**Birthdate:** September 23, 1943**Age:** 44, turns 45 on September 23**Birthplace:** Santiago, Dominican Republic**Resides:** Santiago, Dominican Republic**Bats:** Right**Throws:** Right**Height:** 5-10**Weight:** 170**APPOINTED:** November 9, 1987**PERSONAL:** Married. . . Wife's name, Cecilia. . . Five children. . . Brother, Gus, was a former infielder in the Philadelphia Phillies' organization. . . Pronounced Yay-nis.**PLAYING CAREER:** Signed as a Free Agent by the Kansas City Athletics in 1961 and remained in their organization until being released on 6/16/62. . . Signed as a Free Agent by the Los Angeles Dodgers on 12/2/62. . . Remained with the Dodgers organization prior to ending his ML career with the California Angels (1968-69; 1972-75). . . Made his ML debut with the Angels in 1968. . . Still owns Angels records for PH AB (56), PH (16) and PH RBI (18) set in 1973. . . While with El Paso in 1966 he led Tex. League in TB (255). . . Also tied league in 2B (28) and HR's (28). . . Led all league 3B's in fldg. (.964), putouts (124) and assists (273). . . While with Jalisco of Mex. League in 1967, led league in RBI (113) 3B putouts (112), assists (289) and DP's (30). . . In 1970 with Hawaii, led PCL in RBI (108). . . Moved to Salt Lake City in 1971 where he led league in AB (600) and 3B's in assists (306). . . Ended playing career as player/mgr for the Mexico City Reds in 1982.**MANAGING AND COACHING CAREER:** In his first season as player/mgr of Mexico City, he led them to a 1st place finish. . . Remained there for 1 more yr. and returned to the Angel's organization. . . Managed Nashua of the East. League encountering his 1st losing season as a mgr (60-80, 6th place). . . Moved to Waterbury of East. League in 1984 posting a 2nd place finish (76-64), losing the league championship in a 5-gm. playoff to Vermont. . . Spent the 1985-86 seasons with Edmonton (AAA) of PCL posting a combined 134-149 record. . . Spent the 1987 season as a Latin-American instructor for the BLUE JAYS.**WINSTON LLENAS****PLAYING RECORD**

Year	Club & League	AVG	G	AB	R	H	2B	3B	HR	RBI
1961	Albuquerque (Soph.)	.244	100	381	78	93	16	8	3	37
1962	Day. Beach (FSL)	.210	53	210	20	44	7	0	0	27
1963	Hawaii (PCL)	.203	19	24	4	5	2	0	0	3
1963	Quad City (Midw.)	.257	91	323	48	83	17	3	5	54
1964	Tri-City (Nwst.)	.346	128	485	90	168	38	3	11	71
1964	Hawaii (PCL)	.242	8	33	2	8	2	0	0	1
1965	El Paso (Tex.)	.286	124	503	76	144	39	1	21	67
1965	Seattle (PCL)	.214	8	14	3	3	0	0	0	0
1966	El Paso (Tex.)	.280	140	521	83	146	28	3	25	77
1967	Jalisco (Mex.)	.290	132	493	83	143	21	6	27	113
1968	Jalisco (Mex.)	.292	136	476	81	139	29	4	23	79
1968	CALIFORNIA (AL)	.128	16	39	5	5	1	0	0	1
1969	Hawaii (PCL)	.361	73	266	47	96	23	2	12	42
1969	CALIFORNIA (AL)	.170	34	47	4	8	2	0	0	0
1970	Hawaii (PCL)	.339	140	542	83	184	25	3	20	108
1971	Salt Lake City (PCL)	.300	146	600	90	180	38	5	15	95
1972	CALIFORNIA (AL)	.266	44	64	3	17	3	0	0	7
1973	Salt Lake City (PCL)	.392	23	97	20	38	5	0	4	29
1973	CALIFORNIA (AL)	.269	78	130	16	35	1	0	2	25
1974	CALIFORNIA (AL)	.261	72	138	16	36	6	0	2	17
1975	Salt Lake City (PCL)	.254	16	63	8	16	5	1	0	9
1975	CALIFORNIA (AL)	.186	56	113	6	21	4	0	0	11
1976										
1977	Cordoba (Mex.)	.301	148	548	77	165	34	2	13	96
1978	Cordoba (Mex.)	.315	144	520	63	164	31	5	11	87
1979	Cordoba (Mex.)	.292	131	487	62	142	13	4	10	61
1980	Reynosa-E (Mex.)	.262	25	84	12	22	1	1	2	14
1980	Reynosa-F (Mex.)	.313	97	348	53	109	20	3	10	67
1981	Mexico City (Mex.)	.282	122	440	62	124	26	3	5	61
1982	Mexico City (Mex.)	.268	127	452	64	121	20	2	12	75
<b>Major League Totals</b>		<b>.230</b>	<b>300</b>	<b>531</b>	<b>44</b>	<b>122</b>	<b>19</b>	<b>0</b>	<b>4</b>	<b>61</b>

**MANAGERIAL CAREER**

Year	Club and League	W-L-T	Position
1981	Mexico City (Mex.)	75-47-5	First
1982	Mexico City (Mex.)	69-61-0	Third
1983	Nashua (East.)	68-80	Sixth
1984	Waterbury (East.)	76-64*	Tied/Second
1985	Edmonton (PCL)	66-76	Fifth/First Half
1986	Edmonton (PCL)	68-73	Second/Second Half
			Fifth/First Half
			Third/Second Half
<b>Career Totals</b>		<b>414-401-5</b>	

\*defeated Glens Falls in four-games and then lost in five-games to Vermont for the league championship.  
 1987-Toronto Blue Jays, Latin American Instructor  
 1988-Toronto Blue Jays, Coach

**JOHN LOWELL (John) McLAREN**

7

**Position:** Third Base Coach  
**Birthdate:** September 29, 1951  
**Age:** 36, turns 37 on September 29  
**Birthplace:** Galveston, Texas  
**Resides:** Houston, Texas  
**Bats:** Right      **Throws:** Right  
**Height:** 6-0      **Weight:** 200



**APPOINTED:** October 28, 1985

**PERSONAL:** Married. . . Wife's name, Ann (12/1/78). . . No children. . . Graduated from Houston's Westbury High School in 1970. . . Also attended Blinn Jr. College, St. Thomas University and Houston Baptist University.

**PLAYING CAREER:** Played professionally in the Houston organization from 1970-76. . . Played first year pro at Covington under current Blue Jays Coach Billy Smith. . . Signed by current Blue Jay scout Gordon Lakey. . . Led So. League catchers in fldg. pct. (.982) in 1973. . . Best season was 1971 with Sumter of the West Carolina League batting .259 with 13 HR's and 46 RBI while leading league in catcher putouts. . . Never reached the ML level.

**MANAGING AND COACHING CAREER:** Started new career as a coach with Utica (A) of the NY-Penn. League in 1977. . . Managerial debut, the next season with Medicine Hat (Rookie). . . Managed Lloyd Moseby at that level. . . Piloted Kinston (A) to a Carolina League 1st half championship in 1981 and did the same with Knoxville (AA) of Southern League in 1984 and 1985. . . Co-Manager of the Year in Southern League in 1985. . . Managed winter ball for Willard in Columbian League in 1981 and 1982. . . Has managed winter ball for Lara in Venezuela for past three seasons.

**JOHN McLAREN****PLAYING RECORD**

Year	Club & League	AVG	G	AB	R	H	2B	3B	HR	RBI
1970	Covington (Appal.)	.240	40	121	22	29	2	0	3	11
1971	Sumter (W. Carol.)	.269	108	338	43	91	15	0	13	46
1972	Cocoa (FSL)	.264	72	227	23	60	10	0	1	25
1973	Columbus (South.)	.247	83	231	19	57	7	0	2	20
1974	Columbus (South.)	.222	67	212	25	47	10	0	3	23
1975	Iowa (AA)	.571	4	7	1	4	2	0	1	2
1975	Dubuque (Midw.)	.263	102	297	19	78	17	0	12	55
1976	Memphis (Int.)	.220	36	82	7	18	1	0	2	12

**MANAGERIAL CAREER**

Year	Club & League	W-L	Position
1978	Medicine Hat (Pion.)	28-40	7th
1979	Utica (NYP)	25-41	4th (Yawkey)
1980	Medicine Hat (Pion.)	16-54	4th (Northern)
1981	Kinston (Carol.)	72-68	1st first half, 4th second half - Southern
1982	Kinston (Carol.)	76-59	3rd first half, 2nd second half - Southern
1983	Knoxville (South.)	64-82	4th first half, 4th second half - West
1984	Knoxville (South.)	70-75	1st first half, 5th second half - West
1985	Knoxville (South.)	79-64	2nd first half, 1st second half - West

Coach, Toronto Blue Jays, 1986-

**BILLY FRANKLIN (Billy) SMITH**

42

**Position:** First Base Coach  
**Birthdate:** January 14, 1930  
**Age:** 57, turns 58 on January 14  
**Birthplace:** High Point, North Carolina  
**Resides:** Jamestown, North Carolina  
**Bats:** Left      **Throws:** Left  
**Height:** 5-9      **Weight:** 160



**APPOINTED:** January 16, 1984

**PERSONAL:** Married (8/28/50). . . Wife's name Joyce. . . Four children. . . Billy Jr. (36), Treva (32), Julie (29) and Suzanne (28). . . Graduated from Jamestown (NC) High School in 1948 and attended North Carolina State University for two years. . . Hunting and fishing enthusiast. . . Enjoys western movies.

**PLAYING CAREER:** Signed by the Boston Braves organization in 1950. . . Was a first baseman-outfielder. . . In 1951 led the Interstate League in batting (.363) and doubles (36) while at Hagerstown. . . Also named league All-Star first baseman. . . Enjoyed fine campaign in 1952 with Hartford (AA) of the Eastern League batting .312. . . Slumped noticeably in 1953 and 1954 batting well below career average. . . Sat out 1955 season due to contract dispute with Braves' management. . . Returned in 1956 with Evansville of 3-1 League and was named the league's All-Star first baseman. . . Captured similar honours in 1957. . . Also led the 3-1 League in BB (118) and SF's in 1957. . . Served as player-manager for final three seasons with Boise (Rookie) of the Pioneer League. . . Batting .390 in 1959 he had the distinction of having the highest average of any player in professional ball that season.

**MANAGING AND COACHING CAREER:** In three coaching seasons with Boise, 1958-60, he captured the league championship in two of the three seasons. . . Lost championship in 1959 but finished in first place. . . Began scouting for Braves' organization in 1960 and remained in that capacity through October 20, 1966. . . Also managed Boise (Rookie) in 1963. . . Signed on with the Houston Astros as a scout on November 1, 1966. . . Also managed the organization's rookie league clubs, Williamsport (NY-P, 1969-70) and Covington (Appalachian, 1971-75). . . Served Astros in capacity of Special Assignment Scout, 1975-79. . . Named as Blue Jays Director of Player Development, October 19, 1979 and served as field manager of Blue Jays Florida Instructional league entry for a number of seasons. . . 1984 was his first season as a member of the Blue Jays ML coaching staff handling the first base assignment.

#### BILLY SMITH PLAYING RECORD

Year	Club & League	AVG	G	AB	R	H	2B	3B	HR	RBI	
1950	H. Pnt./Thomasville (NC St.)	.271	85	314	72	85	16	5	6	40	
1951	Hagerstown (Int. St.)	.363	126	429	92	160	36	5	7	88	
1952	Hartford (East.)	.312	138	490	79	153	29	4	8	53	
1953	Atlanta (So. Ass'n)	.248	86	171	29	42	6	1	2	17	
1954	Jacksonville (S.A.L.)	.238	13	42	12	10	2	0	0	3	
1954	Lincoln (West.)	.258	118	383	68	99	9	3	3	24	
1955		OUT OF BASEBALL									
1956	Evansville (3-IL)	.319	120	458	91	146	21	2	3	37	
1957	Evansville (3-IL)	.313	130	466	107	146	21	4	4	54	
1958	Boise (Pion.)	.315	127	416	108	131	33	2	5	53	
1959	Boise (Pion.)	.390	100	308	80	120	21	1	10	74	
1960	Boise (Pion.)	.287	101	265	68	70	23	1	7	54	

#### MANAGERIAL CAREER

Year	Club & League	W-L	Position
1958	Boise (Pion.)	36-29	Third 1st-half
1958	Boise (Pion.)	40-25	First 2nd-half
1959	Boise (Pion.)	81-47	First
1960	Boise (Pion.)	48-22	First 1st-half
1960	Boise (Pion.)	30-30	Third 2nd-half
1963	Boise (Pion.)	20-40	Sixth 1st-half
1963	Boise (Pion.)	28-42	Fifth 2nd-half
1969	Williamsport (NY-P)	39-36	Fourth
1970	Williamsport (NY-P)	28-42	Eighth
1971	Covington (Appal.)	33-35	Fourth
1972	Covington (Appal.)	41-29	First
1973	Covington (Appal.)	21-48	Eighth
1974	Covington (Appal.)	32-37	Third
1975	Covington (Appal.)	35-34	Second

Coach, Toronto Blue Jays, 1984-

## JOHN PETER (John) SULLIVAN

**Position:** Bullpen Coach

**Birthdate:** January 3, 1941

**Age:** 46, turns 47 on January 3

**Birthplace:** Somerville, N.J.

**Resides:** Dansville, N.Y.

**Bats:** Left **Throws:** Right

**Height:** 6-0 **Weight:** 210

8



**APPOINTED:** November 4, 1981

**PERSONAL:** Married, wife's name Elizabeth (Betsy); four children, Carrie Ann (8/4/62), James (9/15/63), Margaret (10/9/64) and Jeffrey (7/7/68). . . Graduated from Bernards High, Bernardsville, N.J. in 1958. . . Enjoys hunting and golf.

**PLAYING CAREER:** Originally signed by Detroit as a catcher in 1959. . . Played all but 116 games of his 14-year career in the minors. . . Had three brief stints with the Tigers (1963-65) and one each with New York Mets (1967) and Philadelphia Phillies (1969). . . Longest tenure was 1965 with Detroit when he hit .267 (23-86) with two home runs and 11 RBI's in 34 games. . . First ML hit was a home run on Opening Day in 1965 for Detroit off Wes Stock of Kansas City A's. . . Lifetime major league average was .228.

**MANAGING AND COACHING CAREER:** Served as a player-coach for Jacksonville (Kansas City organization) of the Southern League in 1972. . . Started managing career the following season in Kingsport (Appalachian Rookie League), finishing first (53-17). . . Managed KC farm teams for six years before promotion in 1979 to the parent club. . . From 1980-81 he coached at the major league level under Bobby Cox in Atlanta. . . Compiled an impressive 434-288 record (.601 pct.) in six years with KC farm teams. . . His teams won division titles in five of six seasons and overall league playoff titles on three other occasions. . . His 1978 Omaha (Triple-A) Royals overcame a slow start to win 21 of their final 30 games and win the Western Division of the American Association. . . In 1975 at Waterloo, his club was 93-35 (.727) overall including a sizzling 49-13 (.790) mark during the first-half of the year, a modern day record for professional baseball. . . Was named Appalachian League Manager-of-the-Year in 1973. . . Was voted Midwest League Manager-of-the-Year in 1975 and recieved the Ewing M. Kauffman Award for being the Royals' minor league manager or scout with outstanding contributions to the Royals' organization. . . Was the Royals bullpen coach in 1979 and held the same position with the Braves. . . Is starting his seventh season with the Blue Jays. . . Moved to the bullpen in 1984 from his first base assignment.

## JOHN SULLIVAN

## PLAYING RECORD

Year	Club & League	AVG	G	AB	R	H	2B	3B	HR	RBI
1959	Erie (NYP)	.322	110	348	69	112	29	1	13	58
1960	Durham (Carolina)	.279	125	419	59	117	18	4	11	71
1961	Birmingham (Southern)	.229	126	415	47	95	14	2	8	57
1962	Knoxville (Sally)	.267	117	389	50	104	18	2	6	36
1963	Syracuse (Int.)	.263	106	323	35	85	14	1	6	35
1963	DETROIT (AL)	.000	3	5	0	0	0	0	0	0
1964	Syracuse (Int.)	.220	93	264	29	58	9	4	6	27
1964	DETROIT (AL)	.000	2	3	0	0	0	0	0	0
1965	DETROIT (AL)	.267	34	86	5	23	0	0	2	11
1965	Syracuse (Int.)	.169	29	77	10	13	2	0	2	8
1966	Vancouver (PCL)-a	.328	83	238	34	78	12	2	5	34
1967	NEW YORK (NL)-b	.218	65	147	4	32	5	0	0	6
1968	San Diego (PCL)	.246	83	256	18	63	11	0	1	23
1969	PHILADELPHIA (NL)-c	.222	12	18	0	4	0	0	0	1
1969	Rochester (Int.)-d	.253	95	293	26	74	17	0	4	44
1970	Omaha (A.A.)	.256	64	160	10	41	12	0	1	20
1971	Omaha (A.A.)	.330	82	215	22	71	14	2	4	40
1972	Jacksonville (South)-e	.255	88	220	19	56	11	0	3	32
<b>American League Totals</b>		.245	39	94	5	23	0	0	2	11
<b>National League Totals</b>		.218	77	165	4	36	5	0	0	7
<b>Major League Totals</b>		.228	116	259	9	59	5	0	2	18

a-Drafted by New York Mets from Syracuse (Detroit Tigers' organization), November 28, 1966.

b-Sold to Philadelphia Phillies' organization, February, 19, 1968.

c-Sold to Baltimore Orioles' organization, April 8, 1969.

d-Sold to Kansas City Royals' organization, April 13, 1970.

e-Player-coach.

## MANAGERIAL RECORD

Year	Club & League	W-L	Position
1973	Kingsport (Appal.)	53-17	First
1974	Waterloo (Midwest)	39-22	Second (N) 1st-half
	Waterloo (Midwest)	29-34	Third (N) 2nd-half
1975	Waterloo (Midwest)	49-13	First (N) 1st-half
	Waterloo (Midwest)	44-22	First (N) 2nd-half
1976	Waterloo (Midwest)	38-24	First (N) 1st-half
	Waterloo (Midwest)-f	40-28	First (N) 2nd-half
1977	Omaha (A.A.)-g	76-59	First (E)
1978	Omaha (A.A.)-h	66-79	First (W)

f-Won championship playoffs from Quad Cities, two games to none.

g-Lost championship playoffs to Denver, four games to two.

h-Won championship playoffs from Indianapolis, four games to one.

Coach, Kansas City Royals, 1979; coach, Atlanta Braves, 1980-81; Toronto Blue Jays, 1982-

## ALBERT JOSEPH (AI) WIDMAR

**Position:** Pitching Coach

**Birthdate:** March 20, 1925

**Age:** 62, turns 63 on March 20.

**Birthplace:** Cleveland, Ohio

**Resides:** Tulsa, Ok.

**Bats:** Right

**Throws:** Right

**Height:** 6-4

**Weight:** 195

41



**APPOINTED:** November 1, 1979

**PERSONAL:** Married. Wife's name Betty. Has 3 children. . . Grew up in Cleveland. . . Graduated from Cathedral Latin High School in 1943. . . This will be his 47th year in professional baseball after having served as a player, coach and farm director. . . One of the few remaining St. Louis Browns to still be associated with the game.

**PLAYING CAREER:** Was an active pitcher for 17 years. . . Put together three 20 win seasons in the minor leagues. . . Compiled an overall 182-160 record as a professional. . . Began career with Canton of the Mid-Atlantic League in 1942. . . Was 7-3 that season with Boston farm team. . . Promoted to Scranton in the Eastern League the following year registering a 15-5 record with a 2.22 ERA. . . Spent 1944-1946 with Louisville of the American Association. . . Led all pitchers in A.A. in '46 with 2.43 ERA. . . Made major league debut with the Red Sox the following year appearing in 2 games before being optioned to Louisville. . . Dealt to the St. Louis Browns in November of 1947. . . Spent all of '48 with St. Louis appearing in 49 games with a 2-6 mark. . . Optioned to Baltimore of the International League the following season and wound up leading the circuit in innings (294) and wins (22). . . Returned to the major league club for 1950 and 1951 seasons winning 11 and losing 24 in the 2 year span. . . Traded to Chicago White Sox during off-season and played 1 game for them the next year before being optioned to Seattle of the P.C.L. . . Spent '52 to '55 with Seattle winning 20 games in each of his first 2 seasons. . . Shifted to Tulsa in middle of 1955 season as player-manager where he spent the duration of his playing career.

**COACH AND MANAGER:** Began managing career when he was still an active player with Tulsa in 1956. After two 4th place finishes with Tulsa in the Texas League he was replaced midway through the 1958 season. . . Joined the Philadelphia Phillies organization that year and spent the next 11 years (1958-1969) alternating as the major and minor league pitching coach. . . During that time he was instrumental in changing former Cy Young Award winner Mike Marshall from a shortstop to a reliever. . . He also worked with Ferguson Jenkins when he was a rookie in the Phillies organization. . . Departed the Phillies in 1969 to join the newly formed Seattle Pilots as a coach. . . In 1970 when franchise was shifted to Milwaukee he accompanied organization as their minor league pitching instructor. . . Held that position for 2 years before being promoted to Director of Player Development in 1973. . . In July of '73, however, he returned to the field replacing Bob Shaw as the major league pitching coach. . . Remained as pitching coach through 1974, until he returned to Director of Player Development, a post he held until 1977. . . In 1978 he joined the Baltimore Orioles as their minor league pitching coach succeeding Ray Miller who replaced the departed George Bamberger as the major league pitching coach. . . Acted as an interim manager for Orioles Triple A affiliate in Rochester between April 28 and May 9 after the resignation of Ken Boyer and the appointment of Frank Robinson. . . Significant contributor in Blue Jays pitching staff as the team ERA has been below the 4.00 in four of the last six seasons. . . Enters his 9th year as Blue Jays pitching coach.

## AL WIDMAR

## PLAYING RECORD

Year	Club & League	G	IP	W	L	PCT.	H	R	ER	SO	BB	ERA
1942	Canton (Mid. Atl.)	14	94	6	2	.750	77	42	30	34	43	2.87
1943	Scranton (East.)	18	142	10	5	.667	114	52	35	43	39	2.22
1944	Louisville (A.A.)	31	174	12	11	.522	181	105	90	59	78	4.66
1945	Louisville (A.A.)	33	153	10	8	.556	160	101	81	64	94	4.76
1946	Louisville (A.A.)	30	185	12	9	.571	156	64	50	73	94	2.43
1947	BOSTON (AL)	2	1	0	0	.000	1	2	2	1	2	18.00
1947	Louisville (A.A.)-a	29	126	8	8	.500	130	77	69	44	63	4.93
1948	ST. LOUIS (AL)	49	83	2	6	.250	88	42	41	34	48	4.45
1949	Baltimore (Int.)	45	294	22	15	.595	245	120	99	173	98	3.03
1950	ST. LOUIS (AL)	36	195	7	15	.318	211	115	103	78	74	4.75
1951	ST. LOUIS (AL)-b	26	108	4	9	.308	157	84	78	28	52	6.50
1952	CHICAGO (AL)	1	2	0	0	.000	4	1	1	2	0	4.50
1952	Seattle (PCL)	38	246	20	12	.625	228	73	63	106	67	2.30
1953	Seattle (PCL)	46	272	20	14	.588	283	121	112	83	108	3.70
1954	Seattle (PCL)	40	178	8	13	.381	215	105	94	63	60	4.75
1955	Seattle (PCL)	8	9	1	0	1.000	5	3	1	3	6	1.00
1955	Tulsa (Tex.)	53	152	18	8	.692	141	55	53	66	26	3.14
1956	Tulsa (Tex.)	36	117	11	11	.500	196	90	80	79	59	4.07
1957	Tulsa (Tex.)	35	192	9	12	.429	210	83	73	56	25	3.42
1958	Tulsa (Tex.)	11	37	2	2	.500	42	25	23	17	7	5.59
<b>Major League Totals</b>		<b>114</b>	<b>389</b>	<b>13</b>	<b>30</b>	<b>.302</b>	<b>461</b>	<b>244</b>	<b>225</b>	<b>143</b>	<b>176</b>	<b>5.21</b>

a-Recalled by Boston Red Sox and traded to St. Louis Browns with Pitchers Joe Ostrowski and Jim Wilson, Catcher Roy Partee, Shortstop Eddie Pellagrini, Outfielder Peter Layden and reported \$310,000 for pitcher Jack Kramer and shortstop Vern Stephens, November 17, 1947.

b-Traded to Chicago White Sox with Catcher Sherm Lollar and Shortstop Tommy Upton for Pitcher Dick Littlefield, Catcher Gus Niarhos, First Baseman Gordon Goldsberry, Shortstop Joe DeMaestr and outfielder Jim Riviera, November 27, 1951.

## RECORD AS MANAGER

Year	Club & League	Position	W	L
1956	Tulsa (Texas)	Fourth	77	77
1957	Tulsa (Texas)	Fourth	75	79
1958	Tulsa† (Texas)	Seventh	45	54
1971	Newark (NYP)	Fourth	35	35
1972	San Antonio‡# (Texas)	Fourth (W)	5	6

†Replaced by Jim Fanning, July 20.

‡Named interim manager replacing Mike Roarke, June 5.

#Replaced by Jim Walton, June 16.

Coach, Toronto Blue Jays, 1980 —

Minor league pitching instructor, Philadelphia Phillies, 1960-61; coach, Philadelphia Phillies, 1962 through 1964; minor league pitching instructor, Philadelphia Phillies, 1965 through 1967; coach, Philadelphia Phillies, 1968-69; minor league pitching instructor, Seattle Pilots, 1970; minor league pitching instructor, Milwaukee Brewers, 1971-72; director of player development, Milwaukee Brewers, 1974 through 1977; minor league pitching instructor, Baltimore Orioles 1978-79; coach Toronto Blue Jays, 1980-

# ROSTER PLAYERS

## JESSE LEE (Jesse) BARFIELD

**Position:** Outfielder  
**Birthdate:** October 29, 1959  
**Age:** 28, turns 29 on October 29  
**Birthplace:** Joliet, Illinois  
**Resides:** Houston, Texas  
**Bats:** Right      **Throws:** Right  
**Height:** 6-1      **Weight:** 200  
**M.L. Service:** 6 years, 32 days

29



**ACQUIRED:** Blue Jays' ninth round (233rd overall) selection in June 1977 Free Agent Draft. Promoted to Major League roster, October 22, 1979.

**PERSONAL:** Married, Marla. . . Two children, Joshua Laroy (12/17/82) and Jessica (6/17/84 on Father's Day). . . Attended Joliet Central High School outside of Chicago. . . Named to All-Conference team as well as being selected First Team All-American in baseball. . . Major Leaguers Bill Gullickson and former major leaguers Larry Gura, Jack Perconte are also from Joliet. . . Enjoys playing basketball.

**LAST SEASON:** Batted 5th in 46 of 1st 47GS thro 6/2. . . Hit 3rd in 33 of 34GS from 6/3-7/11. . . Avg. dropped from .319-.248, 6/10-8/26. . . 7th career 4H game 6/16 vs Det. . . 8th career 4H game, 7/16 vs Milw. . . HR vs Tex. on 7/23 snapped HR drought of 22-games. . . SH, 8/14 vs Chgo. 1st since 6/24/84. . . PH vs NY on 9/12, 1st since 9/29/84. . . 3rd 4H game of yr, 9/14 vs Balt., and 4th 4H game of season, 9/26 vs Det. . . No HR's in last 21 games. . . Was named in a poll of AL mgrs. by Tor. Star as having the best OF arm and being the best def. OF. . . 17 assists tied him with Rueben Sierra for league lead. . . Personal high in G (159), AB (590). . . Won second consecutive Gold Glove. . . Tied for AL lead in OF assists (17). . . Had off season surgery (left knee & left wrist).

**PROFESSIONAL CAREER:** 1977: Spent season with Utica (A) helping club to 2nd place finish. . . 1978: Spent season at Dunedin where he slumped noticeably, batting only .206. . . 1979: Had best minor league season batting .264 with Kinston (A) and had 71RBI's, more than in the two previous seasons combined. . .

1980: Led Knoxville (AA) in HR's (14) and RBI's (65). . . 1981: Spent second season with Knoxville prior to joining parent club in Sept. . . ML debut, 9/3 at Chgo responding with a hit, RBI and SB. . . 1st ML HR, 9/6 vs Chgo's Britt Burns. . . Through 1st 8-games he hit safely in all setting club rookie mark from the start of career, a career high which still stands. . . In total he hit in 12 of 1st 13 ML games. . . 1982: Captured Toronto's BBWAA award for Rookie-of-the Yr while setting club rookie marks in HR's (18), BB (42) and slug. pct. (.426). . . Labatt's "Blue" Player of Mos for Apr in the process becoming the 1st BLUE JAYS player to hit a PH grand slam HR, 4/24 vs Bost's Tom Burgermeier. . . 1983: Tied for club lead in HR's (27). . . AL Player of the Wk, period ending 9/4 on basis of .421 avg, 7HR's, 13RBI's. . . 4HR's in 8AB's, 9/1-2. . . Set club mark for HR's at Exhibition Stadium (22). . . Led club in 2HR games (4) and outfield assists (16) with errorless streaks of 55 and 50-games. . . Set then career highs in HR's (27), runs (58), triples (3) and RBI's (68). . . Raised avg 53 pts. over last 42-games. . . 1984: Was platooned in RF seeing action vs LHP. . . Set then personal highs in 2B (14) and SB while leading the club with 3-4H games. . . 5HR's in 3-games, 7/1-6. . . 1985: Set personal high with 16-game hit streak, 5/8-26. . . Tied then club mark with HR's in 3 consec. games, 5/19-21. . . 6HR's in 10-games, 5/10-21. . . 7 consec. hits, 9 consec. times reaching base, 8/8-9. . . Reached base safely in 24 consec. games, 8/3-27 and was named Labatt's "Blue" Player of Mos. for Aug (.365, 2HR's 17RBI). . . Led AL with 22 OF assists to set club mark. . . Set then club marks in x-base hits (70) and K's (143) as well as then-personal highs in AB (539), RBI (84), H (156), 2B (34) and HR's (27). . . 1st BLUE JAY to have 20 HR's and 20 SB in same season. . . Was 3rd in AL slug. (.536), 9th in 2B (34) and 12th in GW RBI (12). . . Hit safely in 6 of 7 ALCS games. . . Voted as Labatt's "Blue" Player of the Year and club's Player of the Year by Tor's BBWAA. . .

1986: Led club in RBI (108-tied with Bell), HR's (4), K's (.146) and slug. (.559). . . Among league leaders in HR's (1st), Slug. (2nd), X-base hits (2nd, 77), TB (5th, 329), runs (T/5th, 107), RBI (T/5th), GW RBI (T/7th, 13), 2B (T/10th, 35). . . Personal high with 6RBI, 5/17 vs Clev. . . Labatt's "Blue" Player of Mos. for May (.276, 9HR, 23RBI). . . 1st BLUE JAYS player to reach 100HR mark, 6/1 vs Chgo's Bob James. . . 10th career 2HR game, 7/3 vs Bost. . . 1st All-Star appearance going 0-2. . . Labatt's "Blue" Player of Mos. for Sept./Oct. (.266, 10HR's). . . Led all AL OF's with 20 assists while capturing Gold Glove honours. . . Won Silver Slugger Award and voted BLUE JAYS Player of the Year (BBWAA) and to AP ML All-Star team, UPI AL All-Star team. . . Named to American All-Star team which toured Japan after the 1986 season. . . Hit six 9th inning homers.

**CAREER NOTES:** All-time club leader with 156HR's (86 at home-70 on the road, 94 vs RHP-62 vs LHP. . . Has led the AL in OF assists in each of last three years. . . Is second with .493 career slugging pct. on all-time club list. . . Has 101 career OF assists.

### JESSE BARFIELD

Year	Club & League	AVG	G	AB	R	H	2B	3B	HR	RBI	SH-SF	HP	BB	SO	SB-CS
1977	Utica (NYP)	.226	70	234	37	53	9	3	5	35	4-3	4	38	78	4-6
1978	Dunedin (FSL)	.206	133	441	40	91	12	3	2	34	3-7	2	30	125	1-0
1979	Kinston (Carol.)	.264	136	477	66	126	24	5	8	71	2-3	5	49	126	6-0
1980	Knoxville (South.)-a	.240	124	433	63	104	12	8	14	65	1-7	6	57	113	11-2
1981	Knoxville (South)	.261	141	524	83	137	24	13	16	70	0-7	4	59	111	25-11
1981	TORONTO (AL)	.232	25	95	7	22	3	2	2	9	0-0	1	4	19	4-3
1982	TORONTO (AL)	.246	139	394	54	97	13	2	18	58	6-1	3	42	79	1-4
1983	TORONTO (AL)	.253	128	388	58	98	13	3	27	68	1-5	4	22	110	2-5
1984	TORONTO (AL)	.284	110	320	51	91	14	1	14	49	1-2	2	35	81	8-2
1985	TORONTO (AL)	.289	155	539	94	156	34	9	27	84	0-3	4	66	143	22-8
1986	TORONTO (AL)	.289	158	589	107	170	35	2	40	108	0-5	8	69	146	8-8
1987	TORONTO (AL)	.263	159	590	89	155	25	3	28	84	1-2	3	58	141	3-5
<b>Major League Totals</b>		.271	874	2915	460	789	137	22	156	460	9-18	25	296	719	48-35

## Barfield (continued)

## CHAMPIONSHIP SERIES RECORD

Year	Club & League	AVG	G	AB	R	H	2B	3B	HR	RBI	SH-SF	HP	BB	SO	SB-CS
1985	TORONTO (AL)	.280	7	25	3	7	1	0	1	4	0-0	0	3	7	1-1

## ALL STAR GAME RECORD

Year	Club & League	AVG	G	AB	R	H	2B	3B	HR	RBI	SH-SF	HP	BB	SO	SB-CS
1986	American at Houston	.000	1	3	0	0	0	0	0	0	0-0	0	0	0	0-0

a-On disabled list, August 15 to August 29, 1980.

## KEVIN WADE (Kevin) BATISTE

**Position:** Outfielder

**Birthdate:** October 21, 1966

**Age:** 21, turns 22 on October 21

**Birthplace:** Galveston, Texas

**Resides:** Galveston, Texas

**Bats:** Right **Throws:** Right

**Height:** 6-2 **Weight:** 175

**M.L. Service:** None

34



**ACQUIRED:** BLUE JAYS' second round selection, 53rd overall, in the June, 1985 Free Agent Draft. . . Promoted to Major League roster, November 12, 1987.

**PERSONAL:** Single. . . Graduate of Ball High School in Galveston. . . Played baseball and football earning All-District and All-Greater Houston honours. . . Football team was district and regional champs in 1984-85.

**LAST SEASON:** Spent the season with Dunedin (A) of FSL. . . 3rd in the league in AB (514) and led league in SB's (70), OF total chances (368) and putouts (347) while T/1st with 16 OF assists. . . Tied for club lead in G's (130) and led team in H (137) and SB (70). . . Also led league in CS (25) and K's (136).

**PROFESSIONAL CAREER: 1985:** Tied for league lead in games (70) while leading OF's in putouts (135) and tied for league lead in DP's (3). . . 2nd in league in AB (274). . . **1986:** Started season with Florence (A) of SAL prior to being purchased by Ventura County (A) of Calif. League on promotion 5/31. . . Accumulatively hit 93-431/.216, 25HR's 59RBI in 127G.

## KEVIN BATISTE

Year	Club & League	AVG	G	AB	R	H	2B	3B	HR	RBI	SH-SF	HP	BB	SO	SB-CS
1985	Medicine Hat (Pion.)	.248	70	274	45	68	6	4	1	20	0-1	7	14	83	13-8
1986	Florence (SAL)	.265	49	181	33	48	8	1	3	16	0-0	2	30	56	20-4
1986	Ventura (Calif.)	.180	78	250	29	45	6	0	0	9	0-0	7	29	92	14-4
1987	Dunedin (FSL)	.267	130	514	65	137	12	3	3	28	2-2	2	58	136	70-25

## BLUE JAYS BIRTHDAYS IN 1988

## January

3-John Sullivan (47)  
13-Jose Nunez (24)  
14-Billy Smith (58)  
15-Rance Mulliniks (32)  
21-Matt Stark (23)

## February

22-Eric Yelding (23)  
26-Kelly Gruber (26)  
28-Norm Tonucci (22)

## March

17-Cito Gaston (44)  
18-Geronimo Berroa (23)  
20-Al Widmar (63)  
22-Glenallen Hill (23)

## April

14-Greg Myers (22)  
22-Jimmy Key (27)  
26-Lou Thornton (25)  
27-Willie Upshaw (31)  
28-John Cerutti (28)

## May

4-Rick Leach (31)  
13-Juan Beniquez (38)  
14-Pat Borders (25)  
20-David Wells (25)  
24-Rob Ducey (23)  
28-Duane Ward (24)

## June

3-Nelson Liriano (24)  
9-Colin McLaughlin (29)  
13-Ernie Whitt (36)  
17-Manny Lee (23)  
20-Paul Beeston (43)  
21-Jeff Musselman (25)  
30-Tony Fernandez (26)

## July

16-Jimy Kelly (18)  
22-Dave Stieb (31)

## August

22-Pat Gillick (51)

## September

21-Cecil Fielder (25)  
23-Winston Lianas (45)  
29-John McLaren (37)

## October

4-Jimy Williams (45)  
21-Kevin Batiste (22)  
21-George Bell (29)  
28-Juan Guzman (22)  
29-Jesse Barfield (29)  
31-Fred McGriff (25)

## November

5-Lloyd Moseby (29)  
21-Mark Eichhorn (28)

## December

16-Mike Flanagan (37)  
18-Jim Clancy (33)  
21-Tom Henke (31)  
31-Silvestre Campusano (22)

**GEORGE ANTONIO (George) BELL****11****Position:** Outfielder**Birthdate:** October 21, 1959**Age:** 28, turns 29 on October 21**Birthplace:** San Pedro de Macoris, Dominican Republic**Resides:** San Pedro de Macoris, D.R.**Bats:** Right      **Throws:** Right**Height:** 6-1      **Weight:** 194**M.L. Service:** 5 years, 84 days**ACQUIRED:** From the Philadelphia Phillies organization (Oklahoma City Triple A roster) in the Major League Draft, December 8, 1980.**PERSONAL:** Married Marie Louisa Beguero, 11/19/81. . . Three sons, Christopher, (10/12/80) George Jr., and Kevin Antonio (9/10/86). . . Played baseball in high school. . . Hobbies include music and movies. . . Has 2 brothers, Juan and Rolando in the Dodgers' chain. . . Older brother, Jose, played in the Dodgers' chain.**LAST SEASON:** AL MVP and The Sporting News Major League Player of the Year. . . Named to The Sporting News AL AS team and USA Today, The Sporting News and Baseball America's AL Player of the Year. . . Labatt's "Blue" Player of the Year for 2nd consec. year. . . 9-2HR games, 2 short of Hank Greenberg's 1938 record. . . Among league leaders in HR's (2nd, 47), RBI (1st, 134), Slug. (2nd, .605), Runs (2nd, 111), Hits (6th, 188), GW RBI (T/5th, 16). . . Set personal highs in runs, total bases (270), HR's, RBI, GW RBI [all club marks] and SF (9-tied club mark). . . ML's current all-time leader with 2,918 plate app's (2,739AB) without a SH. . . Labatt's "Blue" Player of the Month for April (20-79/.250, 5HR's, 11RBI) and May (37-105/.352, 11HR's, 31RBI). . . Career high 7RBI, 5/9 at Tex. . . Set club mark with 11HR's and 31RBI in May. . . AL Player of the Week, period ending 6/14 (11-27/.407, 1.037 slugging pct., 5HR's, 15RBI, 7-games). . . 4th career grand slam HR, 6/11 vs Balt's Habyan. . . Tied his club record with 11HR's in June. . . 4th career 4H game, 7/26 at Minn. . . Co-winner, with Royals' Kevin Seitzer for AL Player of the Week, for period ending 8/22 (11-22/.500, 3HR, 7RBI). . . Was 1st time since '82 (JIM CLANCY) that a BLUE JAYS player had been twice named Player of the Week. . . Personal high with 17-game hit streak (29-66/.439, 6HR's 20RBI), 7/26-8/13. . . 100th RBI in 112th game on 8/16, earliest in club history. . . 5th career grand slam HR, 8/27 vs Oak's Cadaret. . . Sustained non-displaced fracture of the nose by a Bill Wegman pitch, 9/7 at Milw. . . 1st BLUE JAYS player ever to be voted to the mid-summer classic All-Star team. . . 47 HR's were most ever in 1 yr. Latin-American player (Orlando Cepeda 46, '61 Giants), 28 road HR's tied AL mark for a RH batter set in 1962 by Minn's Killebrew. . . 2R-HR game at NY on 6/8, recorded the distinction of hitting a HR in every current AL park.**PROFESSIONAL CAREER: 1978:** Had contract purchased by Phillies from Escogido of Dominican League, 3/7. . . Set a personal high, batting .311 with Helena. . . **1979:** Named to Western Carolinas League All-Star team with Spartanburg finishing 3rd in the league in batting (.305), HR's (22) while leading the league in 3B (15) and RBI's (102). . . **1980:** Suffered stress fracture in shoulder after swinging bat on 4/24. . . Was rested at Reading until mid-June and then aggravated same shoulder in a slide at the plate as a PR. . . Placed on DL missing rest of season. . . **1981:** Made ML debut with BLUE JAYS as a PR on 4/9 at Det for John Mayberry. . . 1st ML hit, a PH, 4/30 vs Balt. . . 1st ML HR, 5/2 (2nd game) vs Balt's Scott McGregor. . . Spent most time in LF. . . **1982:** Plagued by illness for much of season after being optioned to Syracuse from spring training. . . Sideline with mononucleosis, 4/20-5/1. . . On DL, 6/4-30 with damaged left knee and 7/8-9/1 with broken jaw. . . **1983:** Started season with Syracuse leading club in HR's (10). . . BLUE JAYS Minor League Player of the Month for June (.303, 10HR's, 21RBI's). . . Promoted to parent club on 7/11 while in midst of 8-game hit streak. . . Debuted with a 2B and HR vs Vida Blue at KC on 7/12. . . 1st career 4H game, 8/3 vs NY. . . **1984:** Was Labatt's "Blue" Player of the Year. . . Set club mark with 448 ST avg. . . Saw action in LF vs LHP and RF vs RHP. . . Set club mark in 2B (39-3rd in AL) and then club mark in X-base hits (T/4th, 69). . . Labatt's "Blue" Player of the Month for Aug. (.313, 8HR's, 17RBI). . . 8th in AL with 302TB. . . Led club in HR's (26) games (159) and T/1 - GW RBI (11). . . Set then personal high with 10-game hit streak 4/13-25. . . **1985:** Among league leaders in various dept's including TB (11th, 219), RBI (13th, 95) and HBP (6th, 8). . . Tied then club mark with HR's in 3 consec. games, 4/11-13. . . Set then personal high with 11-game hit streak, 4/23-5/4. . . 1st ML ejection, 6/23 for charging the mound vs Boston's Kison earning him a 2-game suspension. . . 1st career grand slam HR, 7/9 vs Sea's Ed Vande Berg. . . Tied club mark with 2nd grand slam of season, 8/2 vs Tex. Glenn Cook. . . Set club mark with HR's in 4 consec. games, 8/23 (Chgo's Wehrmeister [LF Comiskey Park roof]) and 8/25 (Chgo's Seaver [CF Comiskey Park bleachers-455 ft]) 8/24 (Chgo's Bannister [LF Comiskey Park roof]) and 8/26 (Minn's Blyeven [LF seats]). . . Named to The Sporting News Latin America Team and same publication's Silver Slugger team. . . **1986:** Labatt's "Blue" Player of the Year. . . Among league leaders in GW RBI (T/1st, 15), TB (T/3rd, 341), X-Base H (3rd, 75), Slug. (4th, .532), RBI (T/5th, 108), HR's (T/6th, 31), 2B (6th, 38), Hits (7th, 198), Avg. (9th, .309), Runs (9th, 101), 3B (T/12th, 6). . . Labatt's "Blue" Player of the Month for Apr. . . Then career high 15-game hitting streak 5/23-6/8. . . 3rd career grand slam HR, 6/20 vs NY's Righetti. . . Labatt's "Blue" Player of the Month for July. . . 3rd career 4H game, 8/28 at Clev. . . Named to The Sporting News AL All-Star Team and captured Silver Slugger honours.**CAREER NOTES:** Has gone 2918 plate appearances without a SH to currently lead ML's. . . Offensive stats have improved in each of the last four seasons. . . Has played a minimum of 156-games in each of the last four seasons. . . Is club's all-time slugging pct. leader (.513). . . Is 2nd on club's all-time home run list (139), 60 at Home/79 on Road. . . Only player to clear the left field roof in Comiskey Park's 77 year history twice in one series 8/23-25/1985.

## Bell (continued)

## GEORGE BELL

Year	Club & League	AVG	G	AB	R	H	2B	3B	HR	RBI	SH-SF	HP	BB	SO	SB-CS
1978	Helena (Pion.)	.311	33	106	20	33	6	1	0	14	2-1	2	9	18	3-2
1979	Spartanburg (W.Car.)	.305	130	491	78	150	24	15	22	102	1-4	6	26	98	10-5
1980	Reading (East.)-ab	.309	22	55	11	17	5	2	0	11	0-0	0	3	8	3-2
1981	TORONTO (AL)	.233	60	163	19	38	2	1	5	12	0-0	0	5	27	3-2
1982	Syracuse (Int.)-c	.200	37	125	11	25	5	4	3	19	2-1	2	1	42	2-2
1983	Syracuse (Int.)	.271	85	317	37	86	11	4	15	59	1-5	1	23	54	5-3
1983	TORONTO (AL)	.268	39	112	5	30	5	4	2	17	0-0	2	4	17	1-1
1984	TORONTO (AL)	.292	159	606	85	177	39	4	26	87	0-3	8	24	86	11-2
1985	TORONTO (AL)	.275	157	607	87	167	28	6	28	95	0-8	8	43	90	21-6
1986	TORONTO (AL)	.309	159	641	101	198	38	6	31	108	0-6	2	41	62	7-8
1987	TORONTO (AL)	.308	156	610	111	188	32	4	47	134	0-9	7	39	75	5-1
<b>Major League Totals</b>		.291	730	2739	408	798	144	25	139	453	0-26	27	156	357	48-20

## CHAMPIONSHIP SERIES RECORD

Year	Club & League	AVG	G	AB	R	H	2B	3B	HR	RBI	SH-SF	HP	BB	SO	SB-CS
1985	TORONTO (AL)	.321	7	28	4	9	3	0	0	1	0-1	1	0	4	0-1

## ALL-STAR GAME RECORD

Year	Club & League	AVG	G	AB	R	H	2B	3B	HR	RBI	SH-SF	HP	BB	SO	SB-CS
1987	AL at Oak.	.000	1	3	0	0	0	0	0	0	0-0	0	0	0	0-0

a-On disabled list June 25 to August 31, 1980.

b-Selected from the Oklahoma City roster (Philadelphia Phillies) in the Major League Draft, December 8, 1980.

c-On disabled list April 20 — May 1, 1982; June 14-30, 1982; July 8 — September 1, 1982.

## 1987 AL MVP VOTING

Voting by members of the Baseball Writers' Association (two from each league city) on the 1987 American League Most Valuable Player Award with 14 points for a first-place vote, 9 for second, 8 for third, etc. (14-9-8-7-6-5-4-3-2-1).

Player/Club	1st	2nd	3rd	4th	5th	6th	7th	8th	9th	10th	Pts.
George Bell, Toronto	16	12	—	—	—	—	—	—	—	—	332
Alan Trammell, Detroit	12	15	1	—	—	—	—	—	—	—	311
Kirby Puckett, Minnesota	—	—	17	6	3	1	—	—	—	—	201
Dwight Evans, Boston	—	—	3	5	3	5	2	4	1	3	127
Paul Molitor, Milwaukee	—	1	3	2	3	4	9	1	—	1	125
Mark McGwire, Oakland	—	—	1	7	3	3	2	1	2	4	109
Don Mattingly, N.Y.	—	—	1	2	2	4	5	3	3	3	92
Tony Fernandez, Toronto	—	—	1	2	5	2	1	3	2	—	79
Wade Boggs, Boston	—	—	1	3	1	1	1	5	1	3	64
Gary Gaetti, Minnesota	—	—	—	—	3	1	4	1	1	3	47
Jeff Reardon, Minnesota	—	—	—	—	1	3	1	1	4	1	37
Darrell Evans, Detroit	—	—	—	1	—	1	—	1	2	2	21
Doyle Alexander, Detroit	—	—	—	—	2	—	—	—	2	1	17
Tom Henke, Toronto	—	—	—	—	1	—	—	2	1	3	17
Wally Joyner, California	—	—	—	—	—	1	—	—	5	2	17
Kent Hrbek, Minnesota	—	—	—	—	—	1	—	2	—	—	11
Danny Tartabull, K.C.	—	—	—	—	—	—	2	—	1	—	10
Robin Yount, Milwaukee	—	—	—	—	—	—	—	2	1	—	8
Roger Clemens, Boston	—	—	—	—	1	—	—	—	—	1	7
Jack Morris, Detroit	—	—	—	—	—	1	—	—	—	—	5
Kevin Seitzer, K.C.	—	—	—	—	—	—	—	1	1	—	5
Ruben Sierra, Texas	—	—	—	—	—	—	—	1	1	—	5
Jose Canseco, Oakland	—	—	—	—	—	—	—	1	—	—	4
Matt Nokes, Detroit	—	—	—	—	—	—	—	—	—	1	1

## HISTORY OF THE MVP AWARD

The Baseball Writers Association of America officially balloted and named the Most Valuable Player in each major league since 1931. The earlier awards were known as the Chalmers (an automobile) Award (1911-14) and then the league made the award from 1922 through 1928. Under league rules, no player could repeat as winner.

**TAPE MEASURE SHOTS:** When George Bell HR'd into the Comiskey Park centerfield bleachers (401 ft) on August 23, 1985 vs Dave Wehrmeister, he became only the 6th player in the 75-year history of Comiskey Park to clear the centerfield fence. When Bell hit roof shots on August 24th, (Tom Seaver) and August 25, 1985 (Floyd Bannister), he became the 15th non-White Sox player to hit the Comiskey Roof and the first major league player to hit two roof shots in one series. He also became the third non-White Sox player to hit two roof shots in their career. The others are Jimmy Foxx and Ted Williams.

# JUAN JOSE (Juan) BENIQUEZ

**Position:** Outfielder  
**Birthdate:** May 13, 1950  
**Age:** 37, turns 38 on May 13th  
**Birthplace:** San Sebastian, Puerto Rico  
**Resides:** Carolina, Puerto Rico  
**Bats:** Right **Throws:** Right  
**Height:** 5-11 **Weight:** 175  
**M.L. Service:** 14 Years, 129 Days

# 21



**ACQUIRED:** Acquired from the Kansas City Royals for right-handed pitcher Luis Aquino, July 14th, 1987.  
**PERSONAL:** Married. Wife's name, Irma. Two children, Juan (4/3/69) and Irma (9/21/73). Credits Carl Yastrzemski and Bernie Carbo with educating him about OF play. His throwing out of Pete Rose from LF during the '75 WS ranks as one of his top career highlights as well as his 1st ML grand slam vs Jim Perry. Would like to scout or coach in Puerto Rico at the end of his career.

**PROFESSIONAL CAREER:** 1969: Signed as undrafted Free Agent by Boston on 10/1/68. Led the FSL shortstops in assists (372) and DP's (51). 1970: Split the season between Winston-Salem and Pawtucket hitting a combined .262 with 13HR's, 62RBI. 1971: Led IL in SH (11). Made ML debut, 9/4 for Boston going 3-4, 2RBI's vs Clev. 1972: Was recalled in June to replace the injured Luis Aparicio after starting the season with Louisville. Established modern ML record for most errors, SS, 2 consec. games (6), 7/13-14. 1st ML HR, 7/4 vs Minn's Ray Corbin. 1973: Led in hitting (.298). Added a career high 13HR's as well. Was final app. in minor leagues. 1974: On DL, 7/3-28 in 1st full ML season. 1st ML grand slam HR vs Jim Perry, 6/29 at Clev. Made transition from SS to CF. 1975: Played all three outfield positions and 3B (14-games). Was 5-7 as a PH'er. On DL 7/3-18 with a knee injury. 1976: Led the ML with 18 OF assists including throwing 7 runners out at the plate. Was the most assists by an AL OF since Bobby Murcer threw out in '74. 1977: Won Gold Glove for defensive excellence in the OF. 16-game hitting streak 5/28-6/13. On DL 7/31-8/15 with pulled hamstring which was 2X aggravated later. 1978: Spent the season with the Rangers and hit a career high 11HR's. In final 2 years with Rangers he hit a combined .262 while averaging 26 X-base hits and 50RBI/season. Hit 21HR's in those two seasons after connecting for only 8 in 1st five ML seasons. 1979: Played in only 62-games for the Yankees after being sidelined with 3 separate injuries. In 1st spring AB sustained fractured left thumb when hit by a Jim Kern pitch. Activated on 4/11 and played in NY OF until spraining left thumb on a check swing on 7/4. DL'd from 7/10-30 and, on the day he was reinstated seriously tore a groin muscle running the bases and was DL'd again from 7/31-9/1. 1980: Injury-riddled season began with a dislocation of his right shoulder during a 3/25 rundown. Placed on the 21-day DL effective 4/8. Reinstated on 6/2 and was the Mariners' CF'er. 12-game hit streak, 6/22-7/4. Pulled right hamstring placed him on DL from 7/22-8/8. 5 of 6 HR's at Kingdome. 1981: Saw the least action of his ML career. Hit 364 in August but only 167 for the rest of the season. 1982: Served as an utility OF. Used primarily as a PH'er and defensive replacement. Executed 16SH in only 228 plate app's. 1983: Hit a career high .305 in 92-games. Topped club with 46-144/.319 vs LHP. 2nd career grand slam, 8/17 vs Oak's Mike Warren. Suffered a fractured 5th metacarpal of left hand when hit by a Luis Leal fastball at Tor. 6/9. Returned to lineup on 8/9 and batted 46-131/.351 for rest of season. 13-game hitting streak 4/23-5/10. Winner of the L&H Coins Most Valuable Utility Player Award. 1984: Hit .336 marking only the 2nd time that he has surpassed the .300 mark. Started season as the 4th OF and became regular on 5/25 vs Orioles. Hit safely in 48 of 60 home games. Set club record by scoring at least 1R in 10 consec. games, 8/28-9/8. 2HR game vs Oak, on 8/12 was 3rd of career and 1st since 7/9/77. Co-recipient with Brian Downing of the Owner's Trophy for club MVP as voted by mates. Didn't steal a base for 1st season of career. Had club's highest average vs LHP (59-161/.366). 1985: Hit over .300 for 3rd consec. season in final year with Angels. 42 plate app's short of qualifying as the AL's 7th leading hitter. Led Angels with a 70-214/.327 avg. at Anaheim Stadium. 2nd on club with 125 hits and led club with 4 HR games. Played all three OF positions, 3B SS and appeared at 1B for 1st time in ML career (46-games). 10-game hit streak 9/7-22. 1986: Signed as F/A with the Orioles. Collected 4th career +.300 season. Was 22-55/400 in last 19-games of the season. Led the AL in PH'ing (9-19/.474) for those with at least 20 plate app's (6RBI). Became only the 2nd player to hit 3HR's in 1-game at Memorial Stadium 6/2 vs NY. Other was Bobby Grich. Going into '87 he owned the 2nd highest batting average among right-handed hitters (.306) in the ML's since '82 and the highest average in the ML's, same category (.315) since '83. Has led his team in batting vs LHP in each of last 4 seasons.

## JUAN BENIQUEZ

Year	Club & League	AVG	G	AB	R	H	2B	3B	HR	RBI	SH-SF	HP	BB	SO	SB-CS
1969	Winter Haven (FSL)	.261	120	426	59	111	15	14	2	59	2-5	1	76	78	16-7
1969	Win.-Salem (Carol)	.200	2	10	0	2	0	0	0	0	0-0	0	0	4	0-0
1970	Win.-Salem (Carol)	.272	92	335	53	91	12	2	9	37	4-2	2	38	68	30-5
1970	Pawtucket (East)	.249	56	233	58	5	3	3	4	25	1-1	2	15	41	13-2
1971	Louisville (IL)	.279	132	534	82	149	12	13	4	51	11-0	0	3	6	1-0
1971	BOSTON (AL)	.298	16	57	8	17	2	0	0	4	3-0	0	3	4	3-1
1972	Louisville (IL)	.296	66	277	40	82	10	7	5	32	5-2	0	0	0	0-0
1972	BOSTON (AL)	.242	33	99	10	24	4	1	1	8	0-2	0	7	11	0-0
1973	Pawtucket (IL)	.298	131	440	80	131	24	4	13	52	10-3	5	50	55	25-8
1974	BOSTON (AL)-a	.267	106	389	60	104	14	3	5	33	7-1	1	25	61	19-11
1975	BOSTON (AL)-b,c	.291	78	254	43	74	14	4	2	17	10-4	2	25	26	7-10
1976	TEXAS (AL)	.255	145	478	49	122	14	4	0	33	5-1	3	39	56	17-6
1977	TEXAS (AL)-d	.269	123	424	56	114	19	6	10	50	8-2	1	43	43	26-18
1978	TEXAS (AL)-e,1	.260	127	473	61	123	17	3	11	50	10-4	3	20	59	10-12
1979	NEW YORK (AL)-g,h	.254	62	142	18	36	6	1	4	17	1-4	2	9	17	3-3
1980	SEATTLE (AL)-i,j,k	.228	70	237	26	54	10	0	6	21	2-1	0	17	25	2-3
1981	CALIFORNIA (AL)	.181	58	166	18	30	5	0	3	13	4-1	1	15	16	2-1
1982	CALIFORNIA (AL)	.265	112	196	25	52	11	2	3	24	16-0	1	15	21	3-0
1983	CALIFORNIA (AL)-l	.305	92	315	44	96	15	0	3	34	6-1	4	15	29	4-2
1984	CALIFORNIA (AL)	.336	110	354	60	119	17	0	8	39	4-3	3	18	43	0-3
1985	CALIFORNIA (AL)-m	.304	132	411	54	125	13	5	8	42	9-1	5	34	47	4-3
1986	BALTIMORE (AL)-n	.300	113	343	48	103	15	0	6	36	2-6	3	40	49	2-3
1987	KANSAS CITY (AL)-o	.236	57	174	14	41	7	0	3	26	2-2	1	11	26	0-0
1987	TORONTO (AL)	.284	39	81	6	23	5	1	5	21	0-1	1	5	13	0-0
<b>Major League Totals</b>		.272	1473	4615	601	1257	188	30	78	468	89-34	31	341	546	102-76

## Beniquez (continued)

a-On Disabled List, July 3-28, 1974.

b-On Disabled List, July 2-18, 1975.

c-Estimated \$200,000 to Texas for pitcher Ferguson Jenkins, November 17, 1975; Texas acquired pitcher Craig Skok to complete deal, December 12, 1975.

d-On Disabled List, July 31-August 15, 1977

e-On Disabled List, June 13-July 13, 1978.

f-Traded with pitchers Paul Mirabella, Mike Griffin and Dave Righetti and outfielder Greg Jemison to New York Yankees for pitchers Sparky Lyle, Larry McCall and Dave Rajsich, catcher Mike Heath, shortstop Domingo Ramos and cash November 10, 1978.

g-On Disabled List, July 9-September 1, 1979.

h-Traded with catcher Jerry Narron and pitchers Jim Beattie and Rick Anderson to Seattle Mariners for outfielders Ruppert Jones and pitcher Jim Lewis, November 1, 1979.

i-On Disabled List, April 9-June 2; July 19-August 8, 1980.

j-On Suspended List, September 2-7, 1980.

k-Granted Free Agency, October 24, 1980; signed by California Angels, December 29, 1980.

l-On Disabled List, June 20-August 9, 1983.

m-Granted Free Agency, November 12, 1985; signed by Baltimore Orioles, January 28, 1986.

n-Traded to Kansas City for shortstop Joe Jarrell and pitcher Jimmy Daniels, December 17, 1986.

o-Traded to Toronto for right-handed pitcher Luis Aquino, July 14, 1987.

## CHAMPIONSHIP SERIES RECORD

Year	Club & League	AVG	G	AB	R	H	2B	3B	HR	RBI	SH-SF	HP	BB	SO	SB-CS
1975	BOSTON (AL)	.250	3	12	2	3	0	0	0	1	0-0	1	0	1	2-0
1982	CALIFORNIA (AL)	.000	2	0	0	0	0	0	0	0	0-0	0	0	0	0-0

## WORLD SERIES RECORD

Year	Club & League	AVG	G	AB	R	H	2B	3B	HR	RBI	SH-SF	HP	BB	SO	SB-CS
1975	BOSTON (AL)	.125	3	8	0	1	0	0	0	1	0-0	1	1	1	0-0

GERONIMO EMILIANO  
(Geronimo) BERROA

Position: Outfielder

Birthdate: March 18, 1965

Age: 22, turns 23 March 18

Birthplace: Santo Domingo, Dominican Rep.

Resides: Santo Domingo, Dominican Rep.

Bats: Right Throws: Right

Height: 6-0 Weight: 165

M.L. Service: 34 days

32



**ACQUIRED:** Signed by the BLUE JAYS as a free agent on September 4, 1983. Contract purchased by TORONTO on August 31, 1987.

**PERSONAL:** Signed by BLUE JAYS scout Epy Guerrero.

**LAST SEASON:** Started season with Knoxville (AA) of the Southern League. Caught fire in 2nd half batting .391 in June, .323 in July and .301 in Aug. Had 2 2HR games 6/23 vs Orlando and Columbus.

Top RBI game, 7, 5/11 vs Birmingham in 4H performance. . . Longest hit streak, 14-games 6/27-7/12. . . Named winner of the R. Howard Webster Award as club's MVP. . . Contract purchased by TORONTO on 8/31 but did not see action. . . Named to Southern League All-Star team. . . Among league leaders in TB (1st, 297), RBI (2nd, 108), GW RBI (3rd, 13), H (2nd, 150). . . Tied for league with 15 errors in the OF. His HR's (36) and RBI's (108) were most by any Blue Jays farm hand in 1987. Named to Topps class 'AA' All-Star Team.

**PROFESSIONAL CAREER:** 1984: Turned professional with Bradenton of the Gulf Coast League. 1985: Led Pioneer League in 2B (22), T/6th in avg. (.343), 4th in slugging (.562) and T/2nd in GW RBI (6). . . Finished season with Florence (A) of SAL where hit safely in 15 of 19-games including 11-game hitting streak. Named R. Howard Webster winner as club's MVP at Medicine Hat and named to Baseball America All-Star team. . . 1986: Paced Ventura (A) of Calif. League in TB (232) and HR's (21). . . Best months were May (.321) which included a 16-game hit streak. . . Hit .345 in July.

## GERONIMO BERROA

Year	Club & League	AVG	G	AB	R	H	2B	3B	HR	RBI	SH-SF	HP	BB	SO	SB-CS
1984	Bradenton (G. Coast)	.251	62	235	31	59	16	1	3	34	0-2	2	12	34	2-3
1985	Kinston (Carol.)	.186	19	43	4	8	0	0	1	4	0-1	0	4	10	0-1
1985	Medicine Hat (Pion.)	.343	54	201	39	69	22	2	6	45	0-1	3	18	40	7-2
1985	Florence (SAL)	.318	19	66	7	21	2	0	3	20	1-1	0	6	13	0-1
1986	Ventura (Calif.)	.298	128	459	76	137	22	5	21	73	1-8	5	38	92	12-9
1986	Knoxville (South)	.000	1	4	0	0	0	0	0	0	0-0	0	0	1	0-0
1987	Knoxville (South)	.287	134	523	87	150	33	3	36	108	0-9	5	46	104	2-1

**PATRICK LANCE (Pat) BORDERS**

10



**Position:** Catcher  
**Birthdate:** May 14, 1963  
**Age:** 24, turns 25 on May 14  
**Birthplace:** Lake Wales, Florida  
**Resides:** Columbus, Ohio  
**Bats:** Right      **Throws:** Right  
**Height:** 6-2      **Weight:** 190  
**M.L. Service:** None

**ACQUIRED:** BLUE JAYS' sixth round selection, 134th overall, in the June, 1982 Free Agent Draft. . . Promoted to the Major League roster, November 12, 1987.

**PERSONAL:** Single. . . Graduate of Lake Wales High School in 1982. . . Played baseball and football where he set a school mark in HR's. . . Was ranked 2nd in the state in baseball. . . Baseball hero was Pete Rose. . . Hit .440 in 1981 when his school finished as runners-up in the state finals. . . Hit .513 with 10 HR's and 36RBI in 25-games in his sr. yr. . . Offered baseball and football scholarships from Mississippi State University. . . Originally signed as a 3B.

**LAST SEASON:** Started the season with Dunedin (A) of the FSL prior to being promoted to Knoxville (AA) of So. League on 4/17. . . Tied with Columbus' Jeff Datz for league lead in PB (16). . . Played 1-game at 1B. . . Led the team with GDP (13).

**PROFESSIONAL CAREER:** 1982: Spent the season with Medicine Hat (A) of Pion. League where he was used exclusively at 3B. . . Avg'd over 1H/game (66H/61G). . . 1983: Led SAL 3B's in games (125) and T/2nd in 2B (31). . . 1984: T/1st in SAL RBI (85), T/2nd in TB (205), 3rd in 2B (32) and slug. (.443), T/3rd in GW RBI (11), 4th in runs produced (142). . . Named to SAL All-Star team and earned league's Star of Stars honours as MVP of All-Star game. . . Winner of R. Howard Webster Award as club's MVP. . . 1985: T/1st in league for gms by a 1B (110). . . Was used exclusively at 1B. . . 1986: Was 1st season as a catcher. . . Started the season with Florence (A) of SAL. . . Contract purchased by Knoxville (AA) of So. League on 5/13. . . Sent to Kinston (A) on Carol. League on 6/22.

**PAT BORDERS**

Year	Club & League	AVG	G	AB	R	H	2B	3B	HR	RBI	SH-SF	HP	BB	SO	SB-CS
1982	Medicine Hat (Pion.)	.304	61	217	30	66	12	2	5	33	1-1	2	24	52	1-2
1983	Florence (SAL)	.274	131	457	62	125	31	4	5	54	1-1	1	46	116	4-1
1984	Florence (SAL)	.276	131	467	69	129	32	5	12	85	0-3	1	56	109	3-4
1985	Kinston (Carol.)	.261	127	460	43	120	16	1	10	60	0-2	1	45	116	6-5
1986	Florence (SAL)	.375	16	40	8	15	7	0	3	9	0-0	0	2	9	0-0
1986	Kinston (Carol.)	.328	49	174	24	57	10	0	6	26	0-1	1	10	42	0-0
1986	Knoxville (South.)	.353	12	34	3	12	1	0	2	5	2-0	0	1	6	0-3
1987	Dunedin (FSL)	.364	3	11	0	4	0	0	1	0-0	0	0	3	0-0	
1987	Knoxville (South.)	.292	94	349	44	102	14	1	11	51	0-3	2	20	56	2-5

**SILVESTRE CAMPUSANO**

6



**Position:** Outfielder  
**Birthdate:** December 31, 1966  
**Age:** 21, turns 22 on December 31  
**Birthplace:** Mano Guayabo, Dominican Republic  
**Resides:** Santo Domingo, Dominican Republic  
**Bats:** Right      **Throws:** Right  
**Height:** 6-0      **Weight:** 160  
**M.L. Service:** None

**ACQUIRED:** Signed as a free agent, November 14, 1983. . . Promoted to Major League roster on November 12, 1986.

**PERSONAL:** Single.

**LAST SEASON:** Spent the season with Syracuse (AAA) of IL. . . Led club in 2B (28), 3B's (10-T/1st in league) and X-base hits (52). . . Tied for league lead in CS (15). . . Was 13-21/619 as the club's DH. . . 18RBI in 1st 30GS. . . 9-GM hit streak, 4/25-5/5 and 7/4-7/13. . . Hit for the cycle, 5-5, 8/25 vs Richmond. . . 4RBI in final 15-GM. . . Also led club in TB (217). . . Hit 59-260/.227, 8HR, 33RBI in the 1st half compared to 68-221/308, 6HR's, 30RBI in the 2nd half.

**PROFESSIONAL CAREER:** 1984: Began pro career with Bradenton (Rookie) of Gulf Coast League. . . Tied for league lead in SB (21), 2nd in 2B (17), 4th in AB (236), R (49) and H (63). . . 1985: Started the season with Florence (A) of the South Atlantic League where he finished 2nd in the league with a .537 slugging pct. and T4th in batting (.313). . . Promoted to Knoxville (AA) on 7/18 where he hit safely in 38 of 45 games. . . Named winner of the R. Howard Webster Award as Florence's MVP and was also named to the SAL All-Star team. . . Recognized as the SAL's Most Outstanding ML Prospect. . . Topps' Player of the Month for June (.364) and Topps' Class A All-Star team. . . SAL MVP and recipient of "Star of Stars" Award. . . 1986: Spent the season with Knoxville (AA) of Southern League where he was 5th in the league, in 2B's (32). . . Led club in R (89), GW RBI (9) and 2B.

**SILVESTRE CAMPUSANO**

Year	Club & League	AVG	G	AB	R	H	2B	3B	HR	RBI	SH-SF	HP	BB	SO	SB-CS
1984	Bradenton (G. Coast)	.267	63	236	42	63	17	2	0	22	0-1	3	20	40	21-4
1985	Florence (S. Atl.)	.313	88	348	80	109	31	1	15	56	3-4	3	58	84	21-14
1985	Knoxville (South.)	.303	45	178	30	54	9	0	6	29	3-1	0	14	32	10-4
1986	Knoxville (South.)	.256	132	493	89	126	32	6	14	59	0-4	6	61	110	18-11
1987	Syracuse (Int.)	.264	129	481	70	127	20	10	14	63	4-2	4	47	110	27-15

**JOHN JOSEPH (John) CERUTTI****55**

**Position:** Pitcher  
**Birthdate:** April 28, 1960  
**Age:** 27, turns 28 on April 28  
**Birthplace:** Albany, N.Y.  
**Resides:** Amherst, MA.  
**Bats:** Left                      **Throws:** Left  
**Height:** 6-2                      **Weight:** 200  
**M.L. Service:** 2 years, 7 days

**ACQUIRED:** Blue Jays second choice (first round selection — 21st overall) in the June 1981 Free Agent Draft. . . Additional first round pick was granted due to the loss of free agent Roy Howell. . . Promoted to Major League roster on November 3, 1983.

**PERSONAL:** Married Claudia Laks 6/25/83. . . One child, Daniel Henry (7/19/86). . . Attended Amherst (Mass.) College. . . Had a 29-5, 1.95 ERA career record in college including 11-1, 2.30 ERA in '81. . . Included 106 strikeouts in 83 innings. . . Was selected as MVP for second straight year. . . Selected first team All-American honours, Division III in '81. . . Most scouted player in Amherst College history. . . His mother, the former Marlene Koski was born and raised in St. Catharines, Ontario. . . Graduated with a B.A. in economics/math from Amherst College. . . Nicknamed "JJ". . . Hobbies include oil painting, drawing, and music.

**LAST SEASON:** Split the season between the bullpen (2-0-0, 23 GMS, 3.53 ERA) and the rotation (9-4, 21GS, 4.75 ERA). . . Defeated the Angels 7-2 on 7/31 for 1st CG since 7/21/86. . . Last minute replacement for DAVE STIEB, 6/13 and tossed an 8-2 CG 5H'er vs Balt. . . 8K's at KC on 7/3[2] to equal career high. . . Personal high 8-game win streak, 5/31-8/14. . . Labatt's "Blue" Pitcher of the Month for Aug. (4-1, 7GS, 2.33 ERA). . . 2 of 4 losses vs Oak. . . Undeafated in April (1-0), June (3-0) and July (1-0).

**PROFESSIONAL CAREER:** 1981: Turned pro. with Medicine Hat and led Pioneer League pitchers in IP (107), T/1st in GS (14), 2nd in K's (120), T/2nd in wins (8) and ShO (2), 4th in CG (5), 9th in ERA (3.03). . . Also named to Pioneer All-Star team. . . 1982: Pitched at A, AA and AAA, compiling a combined 14-8 record with a 3.39 ERA. . . Finished 5th in Carolina League in K's (136). . . 1983: Tied for Southern League lead in ShO (3), T/2nd in GS (28), 4th in IP (189) and K's (131), 5th in CG (9), 9th in ERA (3.43). . . Pitched 3H ShO of Savannah, 7/2. . . Was third straight season with over 100 K's. . . Had hepatitis in winter of '83. . . 1984: First full season at Triple A level, toiling at Syracuse. . . Pitched 1 of the league's 8-1 H'ers, 6-1 victory vs Toledo on 6/10. . . Lost 7 in a row, 6/20-8/1. . . 2nd on club in K's (114). . . 1985: Was 2nd full season @ Triple A level. . . Finished T/2nd in IL starts (27) and K's (110), 3rd in IP (182.0) and 5th in CG (7). . . Recalled to parent club on 9/1. . . ML debut 0.1IP, 1K vs. Chgo on 9/1. . . 1st ML decision, losing 4-2, 13 inn. in Boston on 9/25. . . 1st ML GS, 8-0 loss to NY's Phil Niekro (300th win) on 10/6. . . 1986: Started the season with Syracuse (AAA) of IL prior to his recall on 5/16. . . 1st ML win, 8-1 at Clev. 5/25. . . 1st of 4 consec. wins. . . 1st ML CG and ShO, 8-0 vs Milw. on 6/24. . . 1st ML SV, 8-5 at Sea. 7/17. . . Again won 4 in a row, 8/3-9/15. . . Career K high, 8, 8/17 vs Tex. and 9/11[2] vs NY.

**CAREER NOTES:** Has a .667 won-loss pct., best on BLUE JAYS all-time list (300IP). . . Career record as starter (16-9, 42GS, 4CG, 226.1IP, 114ER) in relief (4-1, 40G, 1SV, 77.0IP, 31ER). . . Has allowed 56 career home-runs, only four with more than one runner on base.

**JOHN CERUTTI**

Year	Club & League	W-L	ERA	G	GS	CG	SHO	SV	IP	H	R	ER	HR	HB	BB	SO	WP
1981	Med. Hat (Pion.)	8-4	3.03	14	14	5	2	0	107.0	87	45	36	8	1	43	120	5
1982	Kinston (Carol.)	10-5	3.19	16	16	5	1	0	113.0	88	47	40	9	2	49	136	5
1982	Knoxville (South.)	4-0	1.11	4	4	1	1	0	32.1	18	4	4	0	2	10	17	2
1982	Syracuse (Int.)	0-3	6.60	6	6	0	0	0	30.0	42	25	22	6	1	16	20	1
1983	Knoxville (South.)	9-13	3.43	29	28	9	3	1	188.2	182	89	72	16	1	65	131	10
1984	Syracuse (Int.)	7-13	4.44	29	22	6	0	3	148.0	152	89	73	20	2	52	114	5
1985	Syracuse (Int.)	11-9	2.97	28	27	7	2	0	182.0	165	84	60	10	2	60	110	6
1985	TORONTO (AL)	0-2	5.40	4	1	0	0	0	6.2	10	7	4	1	1	4	5	2
1986	Syracuse (INT)	1-3	4.12	7	7	2	1	0	43.2	44	27	20	5	0	16	22	1
1986	TORONTO (AL)	9-4	4.15	34	20	2	1	1	145.1	150	73	67	25	1	47	89	8
1987	TORONTO (AL)	11-4	4.40	44	21	2	0	0	151.1	144	75	74	30	1	59	92	5
<b>Major League Totals</b>		<b>20-10</b>	<b>4.30</b>	<b>82</b>	<b>42</b>	<b>4</b>	<b>1</b>	<b>1</b>	<b>303.1</b>	<b>304</b>	<b>155</b>	<b>145</b>	<b>56</b>	<b>3</b>	<b>110</b>	<b>186</b>	<b>15</b>

**JAMES (Jim) CLANCY****18**

**Position:** Pitcher  
**Birthdate:** December 18, 1955  
**Age:** 32, turns 33 on December 18  
**Birthplace:** Chicago, Illinois  
**Resides:** Oak Forest, Illinois  
**Bats:** Right                      **Throws:** Right  
**Height:** 6-4                      **Weight:** 220  
**M.L. Service:** 10 years, 72 days

**ACQUIRED:** From Texas Rangers in AL Expansion Draft, November 5, 1976. Granted free agency, November 12, 1986. . . Signed with Toronto January 6, 1987

**PERSONAL:** Four children, Katie Marie (2/9/75), Patrick James (5/27/78), Kara Lynn Ann (8/9/79) and Shawna (3/5/83). . . Graduated from St. Rita High School in 1974. . . Plays the guitar. . . Grew up as a Cubs fan with favourite player being Ernie Banks. . . Patterned pitching style after Ferguson Jenkins.

**LAST SEASON:** Only player to play at the major league level for the BLUE JAYS in each of the club's 11 seasons. . . Won 6 in a row, 4/28-5/23. . . 3rd career 2H'er in a 12-0 dec. at Anaheim on 5/18. . . 21.1 consec. scoreless IP, 5/13-23. . . AL Player of the Wk for period ending 5/24 (2-0, 2GS/CG, 18.0IP, 8H, 2R, 1ER, 0BB, 18K's 0.50 ERA). . . Al and Labatt's "Blue" Pitcher of the Month for May (5-1, 1.171ERA). . . Consec. scoreless string at Balt. snapped at 27.0IP on 6/12. . . String of being only active ML'er with 1,000+ IP without a BK snapped at 1871.2IP, 6/22 at Det. . . Defeated Milw. 8-1 in CG on 6/27 for his 1st win in 7GS dating back to 5/23. . . Tied personal best with 11K's, 7/12 vs the Royals. . . Won 6-3 at Sea. on 8/25 for 1st win since 7/12 snapping a string of 8GS without a win. . . All-time BLUE JAYS leader with 117 wins.

**PROFESSIONAL CAREER: 1974:** Originally signed by Texas after being selected in the 4th rd. of the 6/74 F/A Draft. . . Was 3-3, 2.72 ERA with 2ShO in rookie campaign at Sarasota striking out more than one batter per inning. . . **1975:** In the Western Carolina League with Anderson he finished 8th in the league with respect to ERA (3.83) completing close to half of his start. **1976:** Promoted to San Antonio finishing at 6-8. . . **1977:** 1st season in BLUE JAYS organization. . . Started season with Jersey City (AA) striking out 99 in 116 innings. . . ML debut, 7/26 vs. Tex and was starting and losing pitcher, lasting only 2IP losing 14-0. . . 1st ML win, next GS, 8/1 defeating Milw 3-2 on a CG 7H'er. . . Was winning pitcher in BLUE JAYS memorable 19-3 thrashing at NY on 9/10 and winning pitcher in Balt's forfeit on 9/15. . . **1978:** Led staff in wins (10) and was tied with Underwood as the club's top pitcher. . . Initiated the club's 1st triple play in 4-2 win over Chgo, 4/22. . . **1979:** Plagued by foot problems, twice undergoing corrective surgery for dislocated tendons in right foot. . . Missed 7 1/2 weeks through 7/4 and then the final 2 mos. of the season. . . **1980:** Won Labatt's and Toronto BBWAA Pitcher of Yr awards. . . Equalled then club mark for wins (13) and strikeouts (152-6th in AL). . . Led club in wins (13), GS (34), CG (15), IP (251). . . Set career K high (11), 5/15 vs. Chgo. . . **1981:** Pitched his 1st ML opener in Det. . . Not involved in decision as club lost 6-2. . . Tendinitis in right shoulder caused him to miss 3GS. . . Led club in K's (56). . . **1982:** Led league in GS (40), 2nd in IP (266.2), T/4th in ShO (4), 9th in K's (139) and T/9th in CG (11). . . Had perfect game threw 8IP vs. Minn on 9/28 (1st game) prior to losing it on a broken bat single to Randy Bush. . . Labatt's "Blue" Pitcher of Month for Sept/Oct. . . AL Player of Week, twice (6/14-20; 9/27-10/3). . . Only 1 of 2 AL Players to be twiced named Player of the Week during season. . . Other was Andre Thornton. . . Pitched in All-Star game at Montreal. . . Voted Comeback Player by Toronto BBWAA. . . **1983:** Became 1st BLUE JAYS pitcher to hurl 1000IP (5/2 vs. Tex.). . . Labatt's "Blue" Pitcher of Month for July (4-1, 2.81 ERA). . . Had 5 consecutive CG's during mos. . . **1984:** Was a season of streaks. . . Lost 1st 6 on road, then won next 7 while losing last 7 at home. . . Went from 4/19-8/4 without a CG win. . . Co-winner of Labatt's "Blue" Pitcher of Month for Aug. (3-2, 3.49). . . Tied for league lead in GS (36) and a 2H'er in a win over Minn. on 9/3. . . Registered a CG in the franchise's first tie game, 5/13 at Cleveland (4-4) halted in the 8th inning due to rain. . . **1985:** On 21-day DL from 3/25-4/30 appendicitis. . . Sent to Knoxville (AA) on medical rehab and was activated to parent club on 4/30. . . Placed on 15-day DL with tendinitis in right shoulder on 7/27 and moved to 21-day DL on 8/28. . . Activated on 9/2. . . Only CG, 8-2 win over Oak on 7/5. . . 4 of 9 wins were vs. Milw. . . Only ALCS appearance was a loss in a 6-5 decision @ on 10/11. . . Was 1st relief appearance since 8/4/79 vs. Chgo. . . **1986:** Masterful vs Balt. with 21.0 consec. scoreless IP at Memorial Stadium dating back to 8/4/84. . . 8th career ShO, 8-0 at Balt. 4/27 marking 1st CG since 7/5/85 and 1st ShO since 5/22/83. . . Labatt's "Blue" Pitcher of the Month for July (5-0, 1.54 ERA). . . Personal high with 6 consec. wins, 6/25-7/28. . . 6-0 win at KC on 7/28 enabled him to be the 1st pitcher to record 100 wins in a BLUE JAYS uniform. . . Ended season with 7 consec. losses.

**CAREER NOTES:** 1st BLUE JAY to reach 100 win mark. . . 1 of 2 remaining BLUE JAYS from the '76 Expansion Draft. . . All-time club leader in wins (117), losses (127), games (316), starts (314). . . 1 of 5 pitchers to toss a one hitter for the club and came the closest ever to pitch a perfect game. . . Lost the no-hitter to start the 9th inning 9/28/82 vs Twins. . . Last relief outing, 10/11/85 vs KC in only ALCS app. . . Last regular season relief appearance, 8/4/79 vs Chgo. . . Only player in Blue Jay history to play at the ML level in each of their first 11 seasons.

## JIM CLANCY

Year	Club & League	W-L	ERA	G	GS	CG	SHO	SV	IP	H	R	ER	HR	HB	BB	SO	WP
1974	Sarasota (G.C.)	3-3	2.72	9	9	3	2	0	53	40	21	16	1	0	28	58	7
1975	Anderson (W.C.)	6-13	3.83	23	23	11	3	0	148	139	85	63	7	0	91	109	9
1976	San An. (T.)-a,b	6-8	6.41	23	23	5	0	0	125	133	94	89	5	5	98	77	10
1977	Jersey City (E.)	5-13	4.88	20	20	7	1	0	118	116	87	64	7	2	75	99	14
1977	TORONTO (AL)	4-9	5.03	13	13	4	1	0	76.2	80	47	43	7	0	47	44	4
1978	TORONTO (AL)	10-12	4.08	31	30	7	0	0	193.2	199	96	88	10	1	91	106	10
1979	TORONTO (AL)-c	2-7	5.48	12	11	2	0	0	63.2	65	44	39	8	0	31	33	2
1980	TORONTO (AL)	13-16	3.30	34	34	15	2	0	250.2	217	108	92	19	2	128	152	10
1981	TORONTO (AL)	6-12	4.90	22	22	2	0	0	125.0	126	77	68	12	5	64	56	12
1982	TORONTO (AL)	16-14	3.71	40	40	11	3	0	266.2	251	122	110	26	2	77	139	6
1983	TORONTO (AL)	15-11	3.91	34	34	11	1	0	223.0	238	115	97	23	1	61	99	3
1984	TORONTO (AL)	13-15	5.12	36	36	5	0	0	219.2	249	132	125	25	3	88	118	10
1985	Knoxville (South)	1-0	3.38	2	2	0	0	0	8.0	7	3	3	0	0	2	2	0
1985	TORONTO (AL)-d	9-6	3.78	23	23	1	0	0	128.2	117	54	54	15	0	37	66	2
1986	TORONTO (AL)-e	14-14	3.94	34	34	6	3	0	219.1	202	100	96	24	4	63	126	4
1987	TORONTO (AL)	15-11	3.54	37	37	5	1	0	241.1	234	103	95	24	1	80	180	12
<b>Major League Totals</b>		<b>117-127</b>	<b>4.06</b>	<b>316</b>	<b>314</b>	<b>69</b>	<b>11</b>	<b>0</b>	<b>2008.1</b>	<b>1978</b>	<b>998</b>	<b>907</b>	<b>193</b>	<b>19</b>	<b>767</b>	<b>1119</b>	<b>75</b>

## ALL-STAR GAME RECORD

Year	Club & League	W-L	ERA	G	GS	CG	SHO	SV	IP	H	R	ER	HR	HB	BB	SO	WP
1982	AL., at Montreal	0-0	0.00	1	0	0	0	0	1.0	0	0	0	0	0	0	0	0

## CHAMPIONSHIP SERIES RECORD

Year	Club & League	W-L	ERA	G	GS	CG	SHO	SV	IP	H	R	ER	HR	HB	BB	SO	WP
1985	TORONTO (AL)	0-1	9.00	1	0	0	0	0	1.0	2	1	1	0	1	0	0	0

a-On disabled list, June 15 through June 26, 1976.

b-Selected by Toronto Blue Jays from the Texas Rangers in 1976 AL Expansion Draft.

c-On disabled list May 12 through July 3 and August 5 through October 3, 1979.

d-On disabled list March 25 through April 30; July 27 through September 2, 1985.

e-Granted free agency, November 11, 1986; signed with Toronto, January 6, 1987.

**ROBERT THOMAS (Rob) DUCEY**

40



**Position:** Outfielder  
**Birthdate:** May 24, 1965  
**Age:** 22, turns 23 on May 24  
**Birthplace:** Toronto, Ontario  
**Resides:** Cambridge, Ontario  
**Bats:** Left **Throws:** Right  
**Height:** 6-2 **Weight:** 173  
**M.L. Service:** 66 days

**ACQUIRED:** Signed on May 16, 1984 as a free agent. . . Promoted to Major League roster on November 12, 1986.

**PERSONAL:** Married. . . Played for the Cambridge Jr's and Sr's in the 1983 Intercounty League. . . Also played for and attended Seminole Community College in Sanford, Fla. . . Regarded as the club's best Canadian prospect. . . Graduate of Glenview Park High School in 1983 where he was a competitive wrestler. . . Earned Athlete-of-the-Year honours in his senior year. . . Fourth Canadian to be on Jays 40 man roster. . . Others were Dave McKay, Paul Hodgson & Dave Shipanoff. . . Did not play hard ball until age 16. . . Previously had played softball exclusively. . . Youngest of 5 children and only boy.

**LAST SEASON:** Started the season with Syracuse (AAA) of IL batting .318 with 1HR, 7RBI in 12G. . . Promoted to TORONTO on 4/29. . . ML debut, 1-2, 1RBI vs Tex on 5/1. . . 3rd Canadian to play for TORONTO. . . Optioned to Syracuse (AAA) on 5/31 where he remained until 9/1. . . IL Player of the Week, 8/24-31. . . Organization's Minor League Player of the Month for Aug. . . 1st ML HR, 3R vs Balt's Mike Kinnunen, 9/14.

**PROFESSIONAL CAREER:** 1984: Was 3rd in Pioneer League in HR's (12) while hitting .302. . . Was the winner of the R. Howard Webster Award as Medicine Hat's MVP. . . 1985: T/3rd in South Atlantic League AB (529) and enjoyed a 12-game hit streak, 8/8-8 going 21-51/.412 during the process. . . 1986: Started season with Ventura (A) of Calif., League. . . Avg'd over 1 H/G and was promoted to Knoxville (AA) of So. League on 5/31. . . Named winner of the James (Tip) O'Neill Award given annually on behalf of the Canadian Baseball Hall of Fame to the Canadian baseball player excelling in individual achievement and team contribution.

**ROB DUCEY**

Year	Club & League	AVG	G	AB	R	H	2B	3B	HR	RBI	SH-SF	HP	BB	SO	SB-CS
1984	Medicine Hat (Pion.)	.302	63	235	49	71	10	3	12	49	1-1	1	41	61	13-6
1985	Florence (S. Atl.)	.251	134	529	78	133	22	2	13	86	3-7	1	49	103	12-4
1986	Ventura (Cal.)	.337	47	178	36	60	11	3	12	38	1-2	1	21	24	17-5
1986	Knoxville (South)	.308	88	344	49	106	22	3	11	58	0-4	0	29	59	7-7
1987	Syracuse (Int.)	.284	100	359	62	102	14	10	10	60	0-5	3	61	89	8-7
1987	TORONTO (AL)	.188	34	48	12	9	1	0	1	6	0-1	0	8	10	2-0
<b>Major League Totals</b>		.188	34	48	12	9	1	0	1	6	0-1	0	8	10	2-0

**MARK ANTHONY (Mark) EICHHORN**

38



**Position:** Pitcher  
**Birthdate:** November 21, 1960  
**Age:** 27, turns 28 on November 21  
**Birthplace:** San Jose, California  
**Resides:** Watsonville, California  
**Bats:** Right **Throws:** Right  
**Height:** 6-3 **Weight:** 200  
**M.L. Service:** 2 years, 35 days

**ACQUIRED:** Blue Jays' second round selection (30th overall) in January, 1979 Free Agent Draft. . . Resigned as a 6-yr Free Agent, October 15, 1985. . . Promoted to Major League roster, April 8, 1986.

**PERSONAL:** Single. . . Graduated from Watsonville (Cal.) High School in 1978 where he participated in baseball and basketball. . . Originally was a shortstop and pitcher. . . Attended Cabrillo College in Watsonville. . . Is from a family of seven children with four brothers. . . Brother, David, pitches in Dodger organization. . . Enjoys most sports during off season. . . Name is pronounced IKE-HORN. . . Is an accomplished impressionist.

**LAST SEASON:** Led the league in app's (89) which was a club record and tied AL record (Mike Marshall, Minnesota, 1979) for Most Games, Season, as Relief Pitcher. . . Won 4 of 1st 5 dec. and 8 of 1st 10. . . Longest win strk. . . 4, 5/19-6/12. . . Held opp's scoreless in 60 of 89 app's. . . 16 consec. app's with at least 1K, 4/8-5/8 (26K's, 32 1IP). . . Worst spell, 11H/6R, 4IP, 6/12-18. . . K's in 50 of 89G. . . No SV or decisions in each of last 17G dating back to 8/31. . . 6 of 10 wins in 1st 2 months of season.

**PROFESSIONAL CAREER:** 1979: Professional debut with Medicine Hat (Rookie) of Pioneer League. . . 14 GS was T/2nd in the league. . . Then attended F.I.L. . . 1980: Finished T/3rd in wins (14), T/2nd in CG (9), 4th in K's (119), 6th in ERA (2.90). . . Again went to F.I.L. after the season. . . 1981: T/1st in GS (29), 3rd in IP (192.1) in first Double A experience. . . 1982: Started season with Syracuse (AAA) of Int. League. . . Was T/1st on the club in wins (10) and 2nd in IP (156.2). . . Promoted to parent club on 8/30 to replace the injured Jim Gott. . . ML debut the same day starting vs Balt. lost 6-3. . . Stayed with club for final month losing all 3 decisions. . . Best outing a no-decision in a Blue Jays 3-2 loss at Seattle on 9/24 losing a perfect game after 6.1 inn with a HR to Castillo (7.2IP, 3N, 2R-ER, 1BB, 2K's, 1HR). . . Experienced a strained muscle in the back of right shoulder while playing winter ball in Venezuela. . . 1983: Started season with Syracuse losing all 5 decisions before being sent to Knoxville on 5/16. . . Won 6 of 18 decisions at AA with a low BB/K ratio (47/54). . . 1984: Experimented as a submariner. . . Spent the entire season with Syracuse and again experienced control problems allowing 147 hits, 51 BB in 116.1 innings. . . Worked on a submarine/sidearm delivery in Florida Instructional League under the direction of Pitching Coach Al Widmar. . . 1985: Started the season with Knoxville (AA) of So. League where he pitched a 2-0 3H SH0 of Chattanooga on 7/29. . . Also pitched a 4H CG vs. Greenville on 7/17. . . Promoted to Syracuse (AAA) on 7/30 appearing 8 times. . . 1986: Invited to Spring Training as a non-roster player and had contract

purchased on 4/8. Appeared 4/8 at Tex., for 1st ML app., since 9/29/82. 1st ML win, 7-6 vs Tex., 4/21. 1st ML SV, 4-3/2 Sea. on 5/11. On DL, 6/15-7/1 with spiked right heel. Labatt's "Blue" Pitcher of Month for May (2-1-4, 1.37ERA) and Aug. (5-1-3, 1.13ERA). 24.1 consec. scoreless IP, a club season high, 8/10-24. Career high 8K's, 7/8 vs Sea. 5.0IP short of qualifying for ERA title opposing RH batters hit only 135. Allowed only one HR to a RH batter, Larry Parrish. Only AL pitcher with a winning record in every month. The Sporting News AL Rookie Pitcher. Tied Mets' McDowell for most '86 wins by a rookie pitcher (14). Tied then club mark in app's (69) and set club marks for lowest ERA, min., 100IP (1.72), relief wins (14), relief dec., (20), relief IP (157.0) as well as tying club rookie mark in SV (10). 4th in AL winning pct. (.700) and app's (69). Club's Pitcher of the Year and Rookie of the Year (BBWAA).

**CAREER NOTES:** In 1986 fell 5IP short of qualifying for the ERA title. Would have been the 1st reliever to win the ERA title since Hoyt Wilhelm of the New York Giants in 1952. Longest career outing, 7.2IP, 9/24/82 at Sea. Last ML GS, 8-0 loss to Minn., 9/29/82 (4.2IP, 8H, 6R-4ER, 4K's, 1HR [Gary Ward], TWP).

## MARK EICHHORN

Year	Club & League	W-L	ERA	G	GS	CG	SHO	SV	IP	H	R	ER	HR	HB	BB	SO	WP
1979	Med. Hat (Pion.)	7-6	3.39	16	14	3	1	0	93	101	62	35	7	5	26	66	4
1980	Kinston (Carol.)	14-10	2.90	26	26	9	2	0	183	158	72	59	5	3	56	119	8
1981	Knoxville (South.)	10-14	3.98	30	29	9	1	0	192	202	112	85	23	3	57	99	10
1982	Syracuse (Int.)	10-11	4.54	27	27	6	1	0	156.2	158	92	79	18	7	83	71	8
1982	TORONTO (AL)	0-3	5.45	7	7	0	0	0	38.0	40	28	23	4	0	14	16	3
1983	Syracuse (Int.)	0-5	7.92	7	5	0	0	0	30.2	36	32	27	8	2	21	12	1
1983	Knoxville (South.)	6-12	4.33	21	20	3	0	0	120.2	124	65	58	17	1	47	54	4
1984	Syracuse (Int.)	5-9	5.97	36	18	3	1	0	117.2	147	92	78	13	4	51	54	8
1985	Knoxville (South.)	5-1	3.02	26	10	2	1	0	116.1	101	49	39	11	4	34	75	2
1985	Syracuse (Int.)	2-5	4.82	8	7	0	0	0	37.1	38	24	20	5	0	7	27	1
1986	TORONTO (AL)-a	14-6	1.72	69	0	0	0	10	157.0	105	32	30	8	7	45	166	2
1987	TORONTO (AL)	10-6	3.17	89	0	0	0	4	127.2	110	47	45	14	6	52	96	3
<b>Major League Totals</b>		<b>24-15</b>	<b>2.73</b>	<b>165</b>	<b>7</b>	<b>0</b>	<b>0</b>	<b>14</b>	<b>322.2</b>	<b>255</b>	<b>107</b>	<b>98</b>	<b>26</b>	<b>13</b>	<b>111</b>	<b>278</b>	<b>8</b>

a-On disabled list, June 16 to July 1, 1986.

## OCTAVIO ANTONIO (Tony) FERNANDEZ

**Position:** Infielder

**Birthdate:** June 30, 1962

**Age:** 25, turns 26 on June 30

**Birthplace:** San Pedro de Macoris, Dominican Republic

**Resides:** San Pedro de Macoris, D.R.

**Bats:** Both      **Throws:** Right

**Height:** 6-2      **Weight:** 175

**M.L. Service:** 3 years, 164 days

**ACQUIRED:** Signed as a free agent April 24, 1979 (for 1980 season)

**PERSONAL:** Married Clara (2/14/84). Two children, Joel (7/18/85) and Jonathan (9/17/87). Twin Brother Jose was signed by the BLUE JAYS but failed to make the ML's. Attended Gasto Fernando de Ligne High School. Enjoys reading. Has six brothers, four sisters. Signed by Epy Guerrero.

**LAST SEASON:** Set personal highs in average (.322), RBI (67), BB (51). Consecutive game streak snapped at a club record 403-games, 6/26 at Milw. when he returned to the D.R. for the funeral of his brother-in-law. Labatt's "Blue" Player of the Month for July (.310, 11RBI). Selected by the manager to the AL All-Star team for the second consecutive season. Sustained injury to his left knee, 8/8 at Clev. diving for a ball and underwent arthroscopic surgery on 10/15. Personal career high and club season high 18-game hit streak, 9/23/12 (32-79/405, 1HR, 13RBI). Fractured the olecranon bone of the right elbow, 9/24 while turning a DP and underwent surgery. Became the first BLUE JAYS player to have a lifetime average of .300 (.302). Voted in a poll of AL managers conducted by The Toronto Star as being the league's best defensive infielder and having the best infield arm. Finished among the league leaders in average (7th, .322) and stolen bases (T/10th, 32) as well as hits (T/7th, 186) and triples (T/5th, 8). Won Gold Glove for 2nd consecutive season.

**PROFESSIONAL CAREER: 1980:** Debuted with Kinston (A) batting .278 while striking out only 17 times in 215 plate appearances. 1981: Played 75-games at Kinston and was named the All-Star SS for the Carolina League. Finished 4th in the league in 3B (8) and fell 40 plate appearances short of qualifying in the batting race (.318 would have placed him 2nd). Earned promotion to Syracuse (AAA) on 6/29. Hit .279 with the Chiefs prior to suffering pulled rib muscles in left side and shoulder, 8/9. Spent rest of season on DL. Led all IL SS with only 3 errors in 31-games (.980). Went to Instructional League and led club in avg (.292), hits (50), R (30), 3B (5) and SB (17). 1982: Named IL's All-Star SS and also named winner of the R. Howard Webster Award as Syracuse's MVP. Was 3rd in the league in hits (158), 5th in AB (523) and led all IL SS in putouts (246) and fielding (.964). 1983: Again chosen as IL All-Star SS. Led league SS in putouts (211) and DP's (87). Had career highs in BB (57), SB (35) and HR's (5). Again was recipient of R. Howard Award. Needed 3H on final day of season to hit .300. Went 4-4 despite nursing sore shoulder. Recalled to parent club in Sept. ML debut, 9/2 vs. Det as a pinch runner. 1st ML hit vs. Oak's Tim Conroy on 9/10 registering 1st ML RBI the next day. 1984: Missed all of spring with broken navicular bone of left hand, suffered 8/83. Started season with Syracuse (AAA) and recalled to parent club, 5/22. Set then career high with 13-game hit streak, 8/1-19. 1st ML HR vs. Sea's Thomas, 7/19. 1st inside-the-park HR, 8/10 vs. Balt's Dennis Martinez. Named team's Rookie-of-the-Year by Toronto Chapter of BBWAA. 1985: Started 159 of 161-games in his 1st season as the club's regular SS. Was 4th in AL with 10-3B and 11th with 1K every 13.76 AB. Set personal high with 4 RBI, 9/29 at Milw. Made 20 GS in leadoff position. hit .299 after All-Star break. Led AL shortstops in assists (478). Batted .333 in ALCS (8-24) VS K.C. 1986: Played in All-Star game at Houston. Led all AL SS in fldg. (.983), putouts (294), TC (752) and 2nd in assists (445) had 212 of his 213 hits while playing shortstop, the most hits ever by a shortstop. had 65 multiple hit games. 3rd most in AL. Among league leaders in avg (7th, .310), hits (3rd-2130), TB (7th, 294) and 3B (T/3rd, 9).



Labatt's "Blue" Player of Month for June (.385, 3HR, 16RBI). . . 2nd career 4RBI game, 6/22 vs. Clev. . . 3rd Month career 4RBI game, 7/28 at Milw. . . 3rd career 4H game, 9/13 vs. Milw. . . Only non GS, 8/27 [2] at Clev. . . Named to The Sporting News and UPI's AL All-Star team and AP's ML All-Star team. . . Gold Glove Winner. . . Led league in singles (161) and AB (687). . . 163G tied AL mark for most games, switch-hitter.

**CAREER NOTES:** Only organizational player to twice win the R. Howard Webster MVP Award in consecutive seasons with the same club (Syracuse, 1982-83). . . Has set new club RBI marks for switch-hitters in each of the last 3 years. . . Career Home Runs, 13 vs RHP/7 vs LHP. . . His .302 average as a Blue Jay is tops among all players to play at least 350 games with Toronto.

## TONY FERNANDEZ

Year	Club & League	AVG	G	AB	R	H	2B	3B	HR	RBI	SH-SF	HP	BB	SO	SB-CS
1980	Kinston (Carol.)	.278	62	187	28	52	6	2	0	12	8-0	4	28	17	7-3
1981	Kinston (Carol.)	.318	75	280	57	89	10	6	1	13	7-0	2	49	20	15-7
1981	Syracuse (Int.)-a	.278	31	115	13	32	6	2	1	9	2-1	2	7	15	9-5
1982	Syracuse (Int.)	.302	134	523	78	158	21	6	4	56	8-4	1	42	31	22-13
1983	Syracuse (Int.)	.300	117	437	65	131	18	6	5	38	2-1	1	57	27	35-15
1983	TORONTO (AL)	.265	15	34	5	9	1	1	0	2	1-0	1	2	2	0-1
1984	Syracuse (Int.)	.255	26	94	12	24	1	0	0	6	1-1	0	13	9	1-3
1984	TORONTO (AL)	.270	88	233	29	63	5	3	3	19	2-2	0	17	15	5-7
1985	TORONTO (AL)	.289	161	564	71	163	10	2	5	7-2	2	43	41	13-6	
1986	TORONTO (AL)	.310	163	687	91	213	33	9	10	65	5-4	4	27	52	25-12
1987	TORONTO (AL)	.322	146	578	90	186	29	8	5	67	4-4	5	51	48	32-12
<b>Major League Totals</b>		.302	573	2096	286	634	99	31	20	204	19-12	12	140	158	75-38

## CHAMPIONSHIP SERIES RECORD

Year	Club & League	AVG	G	AB	R	H	2B	3B	HR	RBI	SH-SF	HP	BB	SO	SB-CS
1985	TORONTO (AL)	.333	7	24	2	8	2	0	0	0	0-1	0	1	2	0-0

## ALL-STAR GAME RECORD

Year	Club & League	AVG	G	AB	R	H	2B	3B	HR	RBI	SH-SF	HP	BB	SO	SB-CS
1987	American, at Oakland	.000	1	2	0	0	0	0	0	0	0-0	0	0	0	0-0

a-On disabled list, August 10 to August 27, 1981.

## CECIL GRANT (Cecil) FIELDER

**Position:** Designated Hitter/1st baseman

**Birthdate:** September 21, 1963

**Age:** 24, turns 25 on September 21

**Birthplace:** Los Angeles, California

**Resides:** Irving, Texas

**Bats:** Right **Throws:** Right

**Height:** 6-3 **Weight:** 220

**M.L. Service:** One year, 164 days

23



**ACQUIRED:** Obtained from the Kansas City Royals on February 4, 1983 in exchange for outfielder Leon Roberts. . . Contract purchased from Knoxville (AA) on July 18, 1985.

**PERSONAL:** Married the former Stacey Granger (11/7/83). . . One child, Prince Semien (5/9/84). . . Graduated from Nogales High School where he was twice named All-State in baseball. . . Was also a standout in football and basketball in high school, being named to All-State team in both sports.

**LAST SEASON:** 3 of 14 HR's vs KC's Leibbrandt. . . Tied personal high with 3H game, 6/19 vs Milw. . . Only HR vs RHP, 7/19 vs Minn's Reardon. . . 1st career PH HR, 9/4 vs Sea's Powell. . . Longest hit strk. 4-games, 5/9-12. . . Made one app. defensively at 313. 5/9 at Tex.

**PROFESSIONAL CAREER: 1982:** Was the Royals' 4th choice (secondary phase) in the 6/82 Free Agent Draft. . . Led Pioneer League in TB (176), 2B (28), HR's (20) and HB (8). . . Named to Pioneer League's All-Star team. . . **1983:** 3rd in league in games (140) and hits (156), 4th in TB (236), RBI's (94), 6th in avg. (.312). . . Named to S.A.L. All-Star team and named as Florence's Player of the Year (R. Howard Webster Award). . . **1984:** Named TOPPS Player of the Month for May (.301 in 23-games) while at Kinston and was named as the club's Minor League Player of the Month in April. . . Promoted to Knoxville on 6/22. . . **1985:** Started the season with Knoxville (AA) of the So. League and was named the organization's Minor League Player of the Month for May (.363, 10HR's, 37RBI). . . Contract purchased by the BLUE JAYS on 7/18. . . At the time of purchase was 2nd in the Southern League with 27-2B, 3rd with 81RBI, 4th with 18HR's and 5th with 10BH. . . 1st ML AB, a double vs Oakland 7/20. . . Started pro career with 5-game hit streak, 7/18-8/3 and hit in 10 of 1st 12-games. . . 1st ML HR, vs Clev's Neal Heaton, 8/21. . .

**1986:** started season as club's everyday DH. . . 1st ML app., at 3B, 4/20 vs KC. . . Snapped 0-17 skein with 2R HR, 4/27 at Balt. . . Optioned to Syracuse (AAA) of IL on 5/15, remaining there until his recall on 7/25 when Cliff Johnson was DL'd. . . Optioned again to Syracuse on 8/7 returning on 9/5. . . Led Venezuelan League in HR's (19).

## CECIL FIELDER

Year	Club & League	AVG	G	AB	R	H	2B	3B	HR	RBI	SH-SF	HP	BB	SO	SB-CS
1982	Butte (Pion.)	.322	69	237	73	88	28	0	20	68	0-1	8	37	62	3-0
1983	Florence (S.A.L.)	.312	140	500	81	156	28	2	16	94	1-3	5	58	90	2-2
1983	Kinston (Carol.)	.284	61	222	42	63	12	1	19	49	1-3	1	28	44	2-1
1984	Knoxville (South.)	.254	64	236	33	60	12	2	9	44	0-3	1	22	48	0-1
1985	Knoxville (South.)	.294	96	361	52	106	26	2	18	81	0-5	3	45	83	0-0
1985	TORONTO (AL)	.311	30	74	6	23	4	0	4	16	0-1	0	6	16	0-0
1986	TORONTO (AL)	.157	34	83	7	13	2	0	4	13	0-0	1	6	27	0-0
1986	Syracuse (Int.)	.280	88	325	47	91	13	3	18	68	0-3	3	32	91	0-0
1987	TORONTO (AL)	.269	82	175	30	47	7	1	14	32	0-1	1	20	48	0-1
<b>Major League Totals</b>		.250	146	332	43	83	13	1	22	61	0-2	2	32	91	0-1

## CHAMPIONSHIP SERIES RECORD

Year	Club & League	AVG	G	AB	R	H	2B	3B	HR	RBI	SH-SF	HP	BB	SO	SB-CS
1985	Toronto (AL)	.333	3	3	0	1	1	0	0	0	0-0	0	0	1	0-0

## BLUE JAYS OUT-OF-TOWN HOTELS

Baltimore	Sheraton Inner Harbor	(301) 962-8300
Boston	Sheraton Boston	(617) 236-2000
California	Doubletree	(714) 634-4500
Chicago	Westin Hotel	(312) 943-7200
Cleveland	Marriott Inn Airport	(216) 252-5333
Detroit	Hyatt Regency Dearborn	(313) 593-1234
Kansas City	Adam's Mark	(816) 737-0200
Milwaukee	Hyatt Regency	(414) 276-1234
Minneapolis	Hyatt Regency	(612) 370-1234
New York	Grand Hyatt	(212) 883-1234
Oakland	Oakland Airport Hilton	(415) 635-5000
Seattle	The Warwick	(206) 443-4300
Texas	Sheraton Centre Park	(817) 261-8200

## MICHAEL KENDALL (Mike) FLANAGAN

46



Position: Pitcher

Birthdate: December 16, 1951

Age: 36, turns 37 on December 16

Birthplace: Manchester, New Hampshire

Resides: Timonium, Maryland

Bats: Left Throws: Left

Height: 6-0 Weight: 195

M.L. Service: 11 years, 170 days

**ACQUIRED:** From the Baltimore Orioles in exchange for RHP's Oswald Peraza and a player to be named later (RHP Jose Mesa), August 31, 1987.

**PERSONAL:** Married Kathy Welsh (1/10/77). Two children, Kerry Ellen (7/9/82) (1st in vitro fertilization baby born in America through normal delivery) and Kathryn Kendall (10/10/86). Father, Edward, was a pitcher in the Red Sox in the late 40's and 50's and grandfather, Edward Sr., signed a pro. contract in 1913. Attended Memorial High School in Manchester graduating in '71. Once had 31K's in an X-inn. game. Holds NH schoolboy record, most pts., state tournament championship basketball game (44) and was picked as 1 of NH's 5 best HS players. Did not pitch his sr. yr. due to sore elbow. Attended U. of Mass., posting a 12-1, 2-year mark. Led Yankee Conference in '73 in wins (9), K's (89) and ERA (1.72). Was starting guard on school's freshman basketball club. Originally drafted by Hous., but opted for U. of Mass.

**LAST SEASON:** Started season with Balt., and had 17 career wins vs BLUE JAYS, most of any pitcher. Lost each of 1st 5 dec., for Balt through 5/17, extending personal losing streak to 8GMS dating back to 1986. 15-day DL on 5/18 with left elbow problems and assigned to Rochester (AAA) of IL on medical rehab. on 7/2. Acquired from Balt. for RHP, Oswald Peraza and a player to be named later (RHP, Jose Mesa), 8/31. BLUE JAYS debut, 7.2 SHO IP, 9-5 vs Sea. 2R, 12H in 1st 21.0IP with BLUE JAYS. Won 1st 2 and 3 of 1st 4 dec. Held opp's to 2R or less in 5 of 7GS. 9K's in 11IP, 10-3 at Det. 1IP short of personal best (12 [8/15/79 vs Chgo.]) and 3K's short of personal best. 1st time since 7/14/79 that he had reached 9K mark. Labatt's "Blue" Pitcher of Month for Sept./Oct. (3-2, 2.37ERA).

**PROFESSIONAL CAREER:** 1973: Orioles' 7th pick in 6/73 F/A Draft. Signed by John Stokoe. Reported to Miami (A) of FSL winning 4 of 5GS. 1974: Split the season between Miami and Asheville (AA) of So. League posting a combined 12-10 mark. Led So. League in SHO (3). 1975: Started season with Rochester (AAA) of IL winning 13 of 17 dec. ML debut, 9/5/75 at Balt. vs Yankees. 1st ML GS, 3-2 loss to NY's Larry Gura at Shea Stadium, 9/28. 1976: Started the season with three O's, going 0-3 in 10 app's before returning to Rochester on 7/2. Recalled from Rochester on 8/11. 1st ML win, 7-1 6H'er vs KC, 9/1. Had lost each of 1st 5 ML dec. Set personal high with 8BB, 9/19 at Clev. 1977: Started season slowly going 2-8 but was 13-2 after 6/27 including 6 consec. wins. Set personal high with 13K's, 9/27 vs Tigers. 1978: Was 11-4 through 6/22 increasing record to 24-6 since 6/27/77. Hampered by tendinitis in left ankle and won 8 of final 19 GS. Tied personal high with 13K's, 6/30 vs Bos. Lost a bid for a DH'er, 9/26 when Clev's Gary Alexander HR'd to lead off the 9th. Finished with a 3H'er. Lost bid for 20th win on final day of season. 1979: Won Cy Young Award after leading ML's in wins (23) and tying for ML lead in SHO (5). Also named as AL Pitcher of Year by The Sporting News and picked as the top LHP on the TSN. AP and UPI All-Star teams. 6th in MVP voting which was then the highest ranking by a pitcher as well as named Graduate of the Year by Jr. American Legion and Babe Ruth programs. Went 13-3 in last 18GS, 10CG, 2.22ERA. 1980: T/2nd in AL GS (37) with teammate Steve Stone, 8th in IP (251). Led AL in hits allowed (278). Was hampered by soreness in left arm. Only 2-times did he win more than 1 in a row. 19 of 29 dec. decided by 1-2 runs. 1981: In last 11GS was 3-3, 5.97ERA. Tore muscle in left forearm 8/23 at Oak, on a strikeout pitch to Cliff Johnson. Did not pitch again for 26 days. Snapped string of 157GS without missing a turn dating back to '77. 1982: After winning 8 of 18 dec. through 8/13, won 7 of last 8 and 7 in a row from 8/17-9/19. Last win of year, 9/19 vs Clev was 100th of career. 1983: Fastest start ever (6-0). Was best beginning by Orioles' pitcher since McNally went 15-0 to open '69 season. Injured ligaments in left knee fielding a ground ball, 5/17 vs Chgo. Activated on 8/7. Beat Tex. on 8/27 for 1st win in 14 weeks. 5-0 8/28-9/17 and 6-1 from 8/13-9/25. 1984: Lost a career high 5 in a row, 7/14-8/4. Gave up 1st grand slam HR of career to Sea's Presley, 8/31. 1-1 in 3GS in Orioles' trip to Japan. 1985: Missed 1st half of season with achilles tendon injury (left) playing off-season charity basketball. 1st GS of season, 7/20, losing to KC. 1986: On DL, 6/2-19 with tendinitis in left elbow. 0 wins in 10GS, 4/21-6/26. Recorded 17th win vs BLUE JAYS, 8/11. 1GS after 9/13. Orioles scored 3R or less in 14 of 28GS.

**CAREER NOTES:** Is the all-time leader in wins (17) and IP (208.0) vs. BLUE JAYS. Has made more AL GS in the last 11 yrs. (334) than anyone (ahead of Guidry [312], Morris [178] and McGregor [151]). Career by mos: (Apr [14-20, 280.1IP/131ER, 4.21ERA], May [23-14, 369.2IP/148ER, 3.60ERA], June [22-18, 305.2IP/129ER, 3.80], July [22-17, 343.0IP/145ER, 3.80ERA], Aug. [27-21, 434.2IP, 204ER, 4.22ERA], Sept/Oct. [33-21, 480.0IP/197ER, 3.69ERA]). Lifetime has tossed 1-H'er (5/23/78 vs, Det), 11-3H'ers (last time, 7/14/84 vs, Chgo) and 6-4H'ers (latest, 4/25/81 vs, Bos.). Longest losing strk., 5 (7/14-8/4/84, 4/15-5/7/87). Win strk., 8 (8/9-9/13/79). Also won 7 in a row (8/17-9/19/82).

## Flanagan (continued)

## MIKE FLANAGAN

Year	Club & League	W-L	ERA	G	GS	CG	SHO	SV	IP	H	R	ER	HR	HB	BB	SO	WP
1973	Miami (FSL)	4-1	2.21	11	10	2	1	0	61	39	21	15	1	2	25	61	6
1974	Miami FSL	6-6	2.10	14	14	6	1	0	103	67	32	24	1	4	48	119	1
1974	Asheville (South)	6-4	1.82	11	11	7	3	0	84	61	19	17	3	6	18	62	2
1975	Rochester (Int.)	13-4	2.50	27	25	10	4	0	173	155	58	48	8	1	56	135	5
1975	BALTIMORE (AL)	0-1	2.70	2	1	0	0	0	10	9	4	3	0	0	6	7	0
1976	Rochester (Int.)	6-1	2.12	7	7	6	1	0	51	40	16	12	4	1	14	24	1
1976	BALTIMORE (AL)	3-5	4.13	20	10	4	0	0	85	83	41	39	7	0	33	56	2
1977	BALTIMORE (AL)	15-10	3.64	36	33	15	2	1	235	235	100	95	17	2	70	149	5
1978	BALTIMORE (AL)	19-15	4.04	40	40	17	2	0	281	271	128	126	22	3	87	167	8
1979	BALTIMORE (AL)	23-9	3.08	39	38	16	5	0	266	245	107	91	23	3	70	190	6
1980	BALTIMORE (AL)	16-13	4.12	37	37	12	2	0	251	278	121	115	27	2	71	128	12
1981	BALTIMORE (AL)	9-6	4.19	20	20	3	2	0	116	108	55	54	11	2	37	72	6
1982	BALTIMORE (AL)	15-11	3.97	36	35	11	1	0	236.0	233	110	104	24	4	76	103	9
1983	BALT (AL)-a	12-4	3.30	20	20	3	1	0	125.1	135	53	46	10	2	31	50	1
1984	BALTIMORE (AL)	13-13	3.53	34	34	10	2	0	226.2	213	103	89	24	1	81	115	8
1985	Hagerst'n (Car.)-b	0-0	.00	1	1	0	0	0	6.0	1	0	0	0	0	4	5	0
1985	BALTIMORE (AL)	4-5	5.13	15	15	1	0	0	86.0	101	49	49	14	2	28	42	3
1986	BALTIMORE (AL)-c	7-11	4.24	29	28	2	0	0	172.0	179	95	81	15	1	66	96	8
1987	BALT (AL)-d,e	4-6	4.57	17	17	4	0	0	102.1	106	57	52	9	0	37	58	1
1987	Rochester (Int.)	0-0	3.00	3	3	0	0	0	12.0	12	5	4	0	0	3	10	0
1987	TORONTO (AL)	3-2	2.37	7	7	0	0	0	49.1	46	15	13	3	0	15	43	2
<b>Major League Totals</b>		<b>143-111</b>	<b>3.84</b>	<b>352</b>	<b>335</b>	<b>98</b>	<b>17</b>	<b>1</b>	<b>2241.2</b>	<b>2242</b>	<b>1038</b>	<b>957</b>	<b>206</b>	<b>22</b>	<b>708</b>	<b>1276</b>	<b>71</b>

a-On Disabled List, May 18-August 7, 1983.

b-On Disabled List, March 26-July 30, 1985; including disability assignment to Hagerstown, July 10-20, 1985.

c-On Disabled List, May 31-June 19, 1986.

d-On Disabled List, May 18-July 18, 1987; including disability assignment to Rochester, July 2-18, 1987.

e-Traded to Toronto for RHP Oswald Peraza and a player to be named later (RHP Jose Mesa) August 31, 1987.

## ALL-STAR GAME RECORD

Year	Club & League	W-L	ERA	G	GS	CG	SHO	SV	IP	H	R	ER	HR	HB	BB	SO	WP
1978	American, at San Diego																(did not play)

## CHAMPIONSHIP SERIES RECORD

Year	Club & League	W-L	ERA	G	GS	CG	SHO	SV	IP	H	R	ER	HR	HB	BB	SO	WP
1979	BALTIMORE (AL)	1-0	5.14	1	1	0	0	0	7.0	6	6	4	1	0	1	2	0
1983	BALTIMORE (AL)	1-0	1.80	1	1	0	0	0	5.0	5	1	1	0	1	0	1	0
<b>LCS Totals</b>		<b>2-0</b>	<b>3.75</b>	<b>2</b>	<b>2</b>	<b>0</b>	<b>0</b>	<b>0</b>	<b>12.0</b>	<b>11</b>	<b>7</b>	<b>5</b>	<b>1</b>	<b>1</b>	<b>1</b>	<b>3</b>	<b>0</b>

## WORLD SERIES RECORD

Year	Club & League	W-L	ERA	G	GS	CG	SHO	SV	IP	H	R	ER	HR	HB	BB	SO	WP
1979	BALTIMORE (AL)	1-1	3.00	3	2	1	0	0	15.0	18	7	5	1	0	2	13	0
1983	BALTIMORE (AL)	0-0	4.50	1	1	0	0	0	4.0	6	2	2	2	0	1	1	0
<b>WS Totals</b>		<b>1-1</b>	<b>3.32</b>	<b>4</b>	<b>3</b>	<b>1</b>	<b>0</b>	<b>0</b>	<b>19.0</b>	<b>24</b>	<b>9</b>	<b>7</b>	<b>3</b>	<b>0</b>	<b>3</b>	<b>14</b>	<b>0</b>

## KELLY WAYNE (Kelly) GRUBER

Position: Infielder

Birthdate: February 26, 1962

Age: 25, turns 26 on February 26

Birthplace: Bellaire, Texas

Resides: Austin, Texas

Bats: Right

Throws: Right

Height: 6-0

Weight: 185

M.L. Service: 2 years, 108 days

17



ACQUIRED: Obtained from the Cleveland Indians organization (Charleston Charlies, AAA roster) in the Major League Draft, December 5, 1983.

PERSONAL: Married, Lynn Seguin (10/18/86). . . Was four-sport standout at Westlake (TX) High School and named to All-State and All-American teams in senior year, 1980. . . Was All-District quarterback in football and district qualifier in track. . . Attended University of Texas for one semester. Was Cleveland's first round selection (10th overall) in the June, 1980 Free Agent Draft. . . Name is pronounced GREW-ber.

LAST SEASON: Nagged with a variety of injuries during the season. . . Tied personal high with 3H game, 5/9 at Tex. . . Career high 7-game hit streak, (12-28/.429, 1RBI), 5/9-15. . . Set personal highs with 4H and 2HR, 5/22 at Sea. . . Set personal high with 4RBI, 8/3 at Chgo. . . 1-34, 8/12-28. . . Best month was May (26-80/.325, 3HR's, 6RBI).

PROFESSIONAL CAREER: Debuted with Batavia after signing with the Indians. . . 1981: Rebounded well after a dismal yr in 1980 setting a career high .290 average. . . Also hit career high in 2B (25) which was good for 2nd in the league. . . 8th in batting (.290) while leading all Midwest SS in games (125), putouts (180), assists (389) and total chances (569). . . 1982: Received first taste of AA ball with Chattanooga and was as productive as previously despite a slide in avg. . . 1983: Was last season in Clev. chain cracking 4HR's for the 3rd straight season. . . Was also on the Indians' ML roster. . . Switched to 3B. . . 1984:

## Gruber (continued)

Started the season with Blue Jays, making ML debut, 4/20 at Calif. as a 3B defensive replacement. Youngest player on opening day roster. . . . Optioned to Syracuse on 5/16. . . . Led IL in slug pct. (.500) and 2nd in HR's (21). . . . Club's Minor League Player of the Month for June (.390, 5 HR, 17 RBI). . . . Recalled to parent club on 9/2. . . . After 11 ML AB, 1st ML hit a PH HR vs Bost's AL Nipper on 9/25. . . . 1985: Spent the season at Syracuse and was T/3rd in HR's (21) while leading his club in HR's, K's (92), HBP (7). . . . Led IL third basemen in games (121), total chances (309) and assists (217). . . . Named to post season All Star-team. . . . Recalled to TORONTO on 9/1. . . . Appeared in 5-games primarily as a defensive replacement. . . . 1986: 1st full season at ML level. . . . Hit .204, 2HR's, 8RBI as a GS'er in 34G. . . . 1st career inside-the-park HR, 6/12 vs Det's Scherrer. . . . Also 1st career 3H game in that game.

## KELLY GRUBER

Year	Club & League	AVG	G	AB	R	H	2B	3B	HR	RBI	SH-SF	HP	BB	SO	SB-CS	
1980	Batavia (NY-P)	.217	61	212	27	46	3	2	2	19	3-2	3	15	46	6-3	
1981	Waterloo (Midw.)	.290	127	458	64	133	25	4	14	59	10-2	6	24	85	15-7	
1982	Chattanooga (South.)	.243	128	441	53	107	18	4	13	54	4-7	3	21	89	11-6	
1983	Buffalo (East.)-a	.263	111	403	60	106	20	4	15	54	3-2	5	23	44	15-7	
1984	Syracuse (Int.)	.269	97	342	53	92	12	2	21	55	0-1	7	23	67	12-2	
1984	TORONTO (AL)	.063	15	16	1	1	0	0	1	2	0-0	0	0	5	0-0	
1985	Syracuse (Int.)	.249	121	473	71	118	16	5	21	69	1-5	7	28	92	20-8	
1985	TORONTO (AL)	.231	5	13	0	3	0	0	1	0-0	0	0	0	3	0-0	
1986	TORONTO (AL)	.196	87	143	20	28	4	1	5	15	2-2	0	5	27	2-5	
1987	TORONTO (AL)	.235	138	341	50	80	14	3	12	36	1-2	7	17	70	12-2	
<b>Major League Totals</b>			218	245	513	71	112	18	4	18	54	3-4	7	22	105	14-7

a-Obtained by Toronto in Major League Draft, December 5, 1983.

## JUAN ANDRES (Juan) GUZMAN

Position: Pitcher

Birthdate: October 28, 1966

Age: 21, turns 22 October 28

Birthplace: Santo Domingo, Dominican Rep.

Resides: Santo Domingo, Dominican Rep.

Bats: Right

Throws: Right

Height: 5-11

Weight: 182

M.L. Service: None

ACQUIRED: From the Los Angeles Dodgers in exchange for third baseman Mike Sharperson, September 22, 1987.

PERSONAL: Single. . . . Attended Liceo Las Americas High School. . . . Signed by Dodgers scout Ralph Avila, 3/16/85. . . . Hobbies include music.

LAST SEASON: Spent the season with Bakersfield (A) of Calif. League. . . . Finished at 5-6, 4.75ERA for 1st losing record as a pro. . . . K total (111) rose for the 3rd consec. year, and avg'd over 1K/IP (111K's/110IP). . . . Made only 1 relief appearance.

PROFESSIONAL CAREER: 1985: Led Gulf Coast League in WP (15), T/5th in G (21), T/6th in relief pts. (13). 1986: Led FSL in WP (16), T/2nd in BB (90). Pitched for the Dodgers' Instructional League team where he was 0-0, 5.73ERA, 26K's, 14BB, 22IP

## JUAN GUZMAN

Year	Club & League	W-L	ERA	G	GS	CG	SHO	SV	IP	H	R	ER	HR	HB	BB	SO	WP
1985	Bradenton (G. Cst.)	5-1	3.85	21	3	0	0	4	42.0	39	26	18	2	1	25	43	15
1985	Vero Beach (FSL)	10-9	3.49	26	24	3	0	0	131.1	114	69	51	3	4	90	96	16
1987	Bakersfield (Calif.)	5-6	4.75	22	21	0	0	0	110.0	106	71	58	4	1	83	111	19

## TOM ANTHONY (Tom) HENKE

Position: Pitcher

Birthdate: December 21, 1957

Age: 30, turns 31 on December 21

Birthplace: Kansas City, Missouri

Resides: Jefferson City, Missouri

Bats: Right

Throws: Right

Height: 6-5

Weight: 225

M.L. Service: 3 years, 59 days

ACQUIRED: Selected by the Blue Jays in the Compensation Pool (for loss of Type A free agent Cliff Johnson to Rangers) from the Texas Rangers, January 24, 1985. . . . Purchased from Syracuse (AAA) by Blue Jays, July 28, 1985.

PERSONAL: Married former Kathleen Swoboda on 9/13/80. . . . Three children, Ryan (1/13/81), Kimberly (11/10/83) and Amanda (7/18/86). . . . Graduated from Blair Oaks H.S. in Wardsville, Mo. in 1976.

Attended East Central Junior College in Union, Mo. with a degree in building construction. . . . Hobbies include hunting, fishing and trapping. . . . Is a bricklayer by trade.

49



50



## Henke (continued)

**LAST SEASON:** 3rd overall for AL Rolaids Relief Award, finishing with 62 pts (0-6-34) and trailing only Righetti (8-5-31 = 73 pts.) and Reardon (8-8-31 = 70 pts.). . . Started season with 18 consec. ShO app's (19.2IP) thro 5/15. . . Allowed 6R, 4H in 1.1IP at Milw., on 6/26 for most runs surrendered in 1G while with TORONTO. . . Rolaids AL Reliever for July setting club mark with 10SV. . . Named to AL All-Star team marking 2nd time in mid-summer classic history that a pitcher who had not recorded a win was named to the team. . . Other was Dave LaRoche, 1976. . . Set club mark with 28th SV, 8/20 at Oak. . . Rolaids AL Reliever of the Month for Aug. (0-1-7, 2.00ERA, 13G). . . Lost 8-7 to Calif., on 8/31 snapping string of 17 consec. successful SV sit'ns. . . Consec. SV's from 7/6-16 (5SV) and 7/20-28 (5SV) as well as 8/14-22 (5SV). . . Finished season with 6 losses and 8 overall dating back to 1986. . . Set club marks and career highs in SV (34) as well as career highs in app's (72), IP (94.0) and K's (128). . . Among the league leaders in SV (1st) and app's (3rd). . . Named as Relief Pitcher on UPI AL All-Star team.

**PROFESSIONAL CAREER:** 1980: Turned pro. after being selected by the Rangers in the 4th round (secondary phase) of the 6/80 F/A Draft after being previously selected by the Cubs and Mariners. . . Split the season between Sarasota (Rookie) and Asheville (A) posting a combined 3-5 record in 13-games, 9GS. . . 1981: Split the season between Asheville and Tulsa (AAA) of the A.A.. . . Combined for a 12-9 record used primarily in relief. . . 1982: Enjoyed his finest season leading the Texas League in games (52), 2nd in GF (42) and T/3rd in SV (14). . . Major League debut Sept. 10/82. . . Won his 1st ML game 9/29 vs. A's pitching 3 ShO IP. . . 1983: Posted a 9-6 record at Oklahoma City prior to being promoted to the Rangers on 8/11. . . Recorded 1st ML SV, 8/20 vs. White Sox. . . Allowed one run in his first eight innings covering four appearances after being recalled on August 11, 1983. . . 1984: Split season between Oklahoma City (AAA) and Texas. . . Broke camp with Texas before being optioned on 4/24. . . Recalled on 6/27 but returned on 7/1. . . Returned to Texas on 8/9 for remainder of season. . . Used primarily in short relief. . . At Oklahoma City was 1 of 4 American Association pitchers to have more K's than IP (64.2/65 K's). . . Gave up one home run in 65 innings with Oklahoma City and none in his 28 innings with Texas. . . 1985: Started the season with Syracuse (AAA) where he posted an amazing 2-1-18 record and an 0.88 ERA allowing only 5 ER and 13 H in 58.1 innings. . . Tied for International League lead in saves (18) and led all pitchers in batting average against (.081). . . Did not allow a run, 4/19-7/1 (38.0 IP). . . Named to IL All-Star team and was named most valuable pitcher. . . BLUE JAYS Minor League Pitcher of Month for May. . . Contract purchased by TORONTO on 7/28. . . Recorded wins @ Ball in 1st 2 appearances, 7/31-8/1. . . Led AL in SV (8) during August and set new club mark for 1 month. . . 13SV in 15SV situations. . . Labatt's "Blue" Pitcher of Month for August. . . 1986: Career high 7K's, 5/10 vs Sea. . . Allowed a HR to Sea's Dave Henderson on 5/10; his 1st HR to a right-handed hitter in 244 faced at ML level. . . Won 6 in a row, 5/31-9/1. . . Became club's 1st pitcher to SV both ends of a DH, 8/27 at Clev. . . 8SV in Sept./Oct. to tie then club mark. . . 3rd in AL SV (27), 9th in app's (63) while avg'ing 11.63K's/9IP.

**CAREER NOTES:** All-time club SV leader (74). . . Longest career outing, 4.2IP, 4/17/84 vs Bost. . . Has 74 saves in 94 opportunities with the Jays. . . Has 286K's in 225.1IP for Jays.

## TOM HENKE

Year	Club & League	W-L	ERA	G	GS	CG	SHO	SV	IP	H	R	ER	HR	HB	BB	SO	WP
1980	Sarasota (G.C.)	3-3	0.95	8	4	1	1	0	38	33	11	4	0	4	12	34	2
1980	Asheville (S. Atl.)	0-2	7.83	5	5	0	0	0	23	25	21	20	5	3	20	19	11
1981	Asheville (S. Atl.)	8-6	2.93	28	8	0	0	3	92	77	36	30	5	3	35	67	6
1981	Tulsa (Tex.)	4-3	3.94	15	0	0	0	1	32	31	16	14	2	2	14	37	1
1982	Tulsa (Tex.)	3-6	2.67	52	1	0	0	14	87.2	69	35	26	8	3	40	100	5
1982	TEXAS (AL)	1-0	1.15	8	0	0	0	0	15.2	14	2	2	0	1	8	9	0
1983	Okla. City (AA)	9-6	3.01	47	0	0	0	2	77.2	71	33	26	2	2	33	90	1
1983	TEXAS (AL)	1-0	3.38	8	0	0	0	1	16.0	16	6	6	1	0	4	17	0
1984	TEXAS (AL)	1-1	6.35	25	0	0	0	2	28.1	36	21	20	0	1	20	25	2
1984	Okla. City (AA)-a	6-2	2.64	39	0	0	0	7	64.2	59	21	19	1	1	25	65	5
1985	Syracuse (int.)	2-1	0.88	39	0	0	0	18	51.1	13	5	5	2	1	18	60	1
1985	TORONTO (AL)	3-3	2.03	28	0	0	0	13	40.0	29	12	9	4	0	8	42	0
1986	TORONTO (AL)	9-5	3.35	63	0	0	0	27	91.1	63	39	34	6	1	32	118	3
1987	TORONTO (AL)	0-6	2.49	72	0	0	0	34	94.0	62	27	26	10	0	25	128	5
<b>Major League Totals</b>		<b>15-16</b>	<b>3.06</b>	<b>204</b>	<b>0</b>	<b>0</b>	<b>0</b>	<b>77</b>	<b>285.1</b>	<b>220</b>	<b>107</b>	<b>241</b>	<b>21</b>	<b>22</b>	<b>97</b>	<b>339</b>	<b>10</b>

a-Selected in the compensation pool from the Texas Rangers' organization, January 24, 1985.

## CHAMPIONSHIP SERIES RECORD

Year	Club & League	W-L	ERA	G	GS	CG	SHO	SV	IP	H	R	ER	HR	HB	BB	SO	WP
1985	TORONTO (AL)	2-0	4.26	3	0	0	0	0	6.1	5	3	3	1	0	4	4	0

## ALL-STAR GAME RECORD

Year	Club & League	W-L	ERA	G	GS	CG	SHO	SV	IP	H	R	ER	HR	HB	BB	SO	WP
1987	Am., at Oak.	0-0	.00	0	0	0	0	0	2.2	2	0	0	0	0	0	1	0

WINNING PITCHERS VIA HENKE SAVES  
(BLUE JAYS ONLY)

Pitcher	1987	1986	1985	Total
Jim Acker	-	1	-	1
Doyle Alexander	-	2	2	4
Bill Caudill	-	1	-	1
John Cerutti	4	1	1	6
Jim Clancy	3	5	0	8
Mark Eichhorn	5	8	0	14
Tom Filer	-	-	3	3
Mike Flanagan	2	-	-	2
Joe Johnson	2	1	-	3
Jimmy Key	7	3	3	13
Dennis Lamp	-	1	1	2
Gary Lavelle	1	-	1	2
Jeff Musselman	5	-	-	5
Jose Nunez	1	-	-	1
Dave Stieb	3	3	2	8
Duane Ward	1	-	-	1
<b>Totals</b>	<b>34</b>	<b>27</b>	<b>13</b>	<b>74</b>

**GLENALLEN (Glenallen) HILL**

**Position:** Outfielder  
**Birthdate:** March 22, 1965  
**Age:** 22, turns 23 on March 22  
**Birthplace:** Santa Cruz, California  
**Resides:** Santa Cruz, California  
**Bats:** Right      **Throws:** Right  
**Height:** 6-2      **Weight:** 205  
**M.L. Service:** None

30



**ACQUIRED:** Blue Jays' 9th round selection (219th overall) in June, 1983 Free Agent Draft. . . Promoted to ML roster, November 13, 1985.

**PERSONAL:** Single. . . Graduated from Santa Cruz High School in 1983 where he was named all-county in basketball and named Player-of-the-Year in football. . . Also played varsity basketball. . . Nicknamed "Thrill".  
**LAST SEASON:** Spent season at Syracuse (AAA) of IL. . . Led league in K's (153) and 2nd in AB (536). . . Spent 48G as DH batting .204 with 5HR's, 20RBI. . . Led club in games (137), AB, RBI (55). . . Best month was May (.308, 3HR's, 17RBI). . . Longest hit streak 16-games.

**PROFESSIONAL CAREER:** 1983: Debuted with Medicine Hat and batted .256. . . 1984: T/4th in the league with 16 HR's and named to Baseball America's S. Atl. All-Star Team. . . 1985: Spent the season with Kinston (A) where he was 2nd in the league with 20 HR's and 4th with 42SB's. . . Led the club in HR's, RBI, SB and K's (211). . . 1986: Spent the season with Knoxville (AA) of Southern League and led league in TB (286), HR's (31) and AB (570). . . BLUE JAYS' 1st player in minor league system to hit 30+ HR's in 1 year. . . Named to Nat'l Ass. Class AA and Southern League All-Star team. . . Won R. Howard Webster Award as club's MVP. . . Still led league in K's (153) but figure was decreased significantly.

**GLENALLEN HILL**

Year	Club & League	AVG	G	AB	R	H	2B	3B	HR	RBI	SH-SF	HP	BB	SO	SB-CS
1983	Medicine Hat (Pion.)	.256	46	133	26	34	3	4	6	27	2-0	1	17	49	4-4
1984	Florence (S. Atl.)	.239	129	440	75	105	19	5	16	64	0-6	3	63	150	30-15
1985	Kinston (Carol.)	.210	131	466	57	98	13	0	20	56	2-4	1	57	211	42-15
1986	Knoxville (South.)	.277	141	570	87	158	23	6	31	97	0-13	1	39	153	18-19
1987	Syracuse (Int.)	.235	137	536	65	126	25	6	16	77	1-5	1	25	151	22-9

**JIMY FLORENTINO (Jimmy) KELLY**

**Position:** Shortstop  
**Birthdate:** July 16, 1970  
**Age:** 17, turns 18 on July 16  
**Birthplace:** Santo Domingo, Dominican Republic  
**Resides:** Santo Domingo, Dominican Republic  
**Bats:** Right      **Throws:** Right  
**Height:** 6-0      **Weight:** 160  
**M.L. Service:** None

39



**ACQUIRED:** Signed by BLUE JAYS as a non-drafted free agent, February, 15, 1984. . . Promoted to Major League roster, November 12, 1987.

**PERSONAL:** Single. . . Youngest player on 40-man roster. . . Signed by Epy Guerrero.  
**LAST SEASON:** Spent the season with Dunedin (A) of FSL. . . Set personal highs in most offensive categories.  
**PROFESSIONAL CAREER:** 1984: Turn pro. with Bradenton (Rookie) of Gulf Coast League. . . Avg'd almost 1K/G (47K's/48G). . . Led all league SS in DPs (27). . . 1986: Spent season with NY-P League champs. . . again avg. 1K/game (57K's, 60G's).

**JIMY KELLY**

Year	Club & League	AVG	G	AB	R	H	2B	3B	HR	RBI	SH-SF	HP	BB	SO	SB-CS
1985	Bradenton (G.Coast)	.193	48	145	14	28	4	0	0	8	3-1	2	32	47	5-2
1986	St. Catharines (NY-P)	.180	60	178	17	32	5	0	0	13	0-2	2	21	57	2-1
1987	Dunedin (FSL)	.218	71	238	22	52	2	2	0	17	3-2	0	15	27	0-4

**TORONTO CLIMATE**

	High	Low	Rain	Rain days/ Mo		High	Low	Rain	Rain days/ Mo
Jan.	30°F	16°F	2.7"	16	July	79°F	59°F	2.9"	10
Feb.	30°F	15°F	2.4"	12	Aug.	77°F	58°F	2.7"	9
Mar.	37°F	23°F	2.6"	13	Sept.	69°F	51°F	2.9"	12
Apr.	50°F	34°F	2.5"	12	Oct.	56°F	40°F	2.4"	11
May	63°F	44°F	2.9"	13	Nov.	43°F	31°F	2.8"	13
June	73°F	54°F	2.7"	11	Dec.	33°F	21°F	2.6"	13

Temperatures shown above are daily highs and lows for the month indicated, based on weather bureau statistics from previous years. Rain days per month indicates the number of days (on average) that measurable precipitation is recorded.

# JAMES EDWARD (Jimmy) KEY

22

**Position:** Pitcher**Birthdate:** April 22, 1961**Age:** 26, turns 27 on April 22**Birthplace:** Huntsville, Alabama**Resides:** Palm Harbor, Florida**Bats:** Right **Throws:** Left**Height:** 6-1 **Weight:** 190**M.L. Service:** 4 years**ACQUIRED:** Blue Jays third round selection (56th overall) in the June, 1982 Free Agent Draft.

**PERSONAL:** Married (9/24/83). . . Wife's name, Cynthia (Cindy) who doubles as his agent. . . Met at Clemson University where both were attending on athletic scholarships (baseball and swimming, respectively). . . Graduated from Butler High School in 1979. . . Attended Clemson University majoring in Recreation and Park Administration. . . Was All-Conference in 1982 as DH-LHP. . . In '82 led club with 116 innings and a 2.79 ERA while compiling a 9-3 record. . . Set club mark with 21-2B and enjoyed a career .300 average. . . Named as Clemson's MVP, first team ACC Pitcher and DH as well as the All-Regional team. . . In three seasons at Clemson he participated in the College World Series once (freshman year) and the Regionals twice. . . Hobbies include hunting and fishing. . . Drafted by Cincinnati (6/79) but did not sign. . . Club's s's't player rep.

**LAST SEASON:** 2nd to Roger Clemens in Cy Young balloting. . . Named to The Sporting News AL All-Star team and was publication's AL Pitcher of the Year. . . Named to Baseball America All-Star Team. . . Labatt's "Blue" Pitcher of the Year. . . Labatt's "Blue" Pitcher of the Month for April (4-1, 3.03ERA), June (2-2, 1.55ERA), July (4-1, 2.87ERA). . . Club's Opening Day pitcher defeating Clev 7-3. . . Only Sho, 4H'er, 5/11 (4-0) vs KC. . . Personal high 8-game win streak, 7/16-9/25. . . Allowed 3ER or less in 30 of 36GS. . . Personal highs in wins (17, tied club mark), IP (261.0), K's (161), ERA (2.76). . . Led AL in ERA (2.76). . . Set club mark in BK (5). . . In 8 losses club scored 13R for him.

**PROFESSIONAL CAREER:** 1982: Debuted with Medicine Hat prior to being promoted to Florence on 7/15. . . Combined that yr for a 7-3 record with a 3.24 ERA. . . 1983: Started season with Knoxville (AA) and was named organization's Pitcher of the Month for April (2-1, 0.70 ERA). . . Threw a 2-H'er vs Savannah, 4/14. . . Subsequently promoted to Syracuse (AAA) where he was 5-8 and made 1st professional relief appearance. . .

1984: Was 1st ML season and was the only rookie to spend the entire season with the club. . . ML debut, 4/6 at Calif. winning 11-5. . . 1st ML SV, 3-2 at Tex. on 4/13. . . Retired first 16 batters faced. . . Set club rookie mark in SV (10) and then club marks for games (63) and appearances (63). . . Had been invited to camp as a non-roster. . . Ninth in AL in appearances (63). . . 1985: Lost 1st ML GS, 7-2 at Balt., 4/12. . . Became the BLUE JAYS 1st starting LHP to win a game since Paul Mirabella (10/4/80) when he defeated Calif 6-3 on 5/1. . . 1st ML CG, 6-1 vs. Chgo on 5/20. . . Won 6 in a row, 5/1-6/27. . . Carried a 0-H'er into the 9th on 6/6 vs. Det., leaving the game after 10IP having allowed 2H, OR. . . 18 consecutive scoreless IP, 6/1-16 without registering a decision. . . Appeared in All-Star Game retiring only batter faced. . . Led club with 2.12 BB/9IP (10th in AL) and was 2nd on club (4th in AL) in ERA (3.00), winning pct (.700-5th in AL) and wins (14). . . Did not lose two consecutive starts. . .

1986: 1st Sho and 1H'er, 5-0 at Chgo. on 5/22 allowing 2-out 5th inn., single to Guillen. . . Labatt's "Blue" Pitcher of the Month for June (3-2, 2.09ERA). . . Set career K high with 10, 7/7 vs Sea. . . 2X tied career high of 10IP, 6/7 vs Milw. and 7/27 at Oak. . . Labatt's "Blue" Pitcher of the Year. . . 11th in AL in ERA (3.57) and 7/5th in GS (35). . . Season totals of 14-8, 2.70ERA after first seven games (0-3, 13.05 ERA). . . 9-4 vs teams above .500. . . Allowed only one HR to LH batter (Rich Gedman). . . Led AL pitchers by fielding 1,000 in 60 TC.

**CAREER NOTES:** Became Blue Jays 1st starting LHP to win a game since 10/4/80 when he beat Calif. 6-3 on 5/1/85. . . 6th BLUE JAY to pitch a 1H'er 5/22/86 at Chgo. . . Has more wins (44) than any other club starting LHP. . . His 3.22ERA lifetime is lowest of any BLUE JAY.

## JIMMY KEY

Year	Club & League	W-L	ERA	G	GS	CG	SHO	SV	IP	H	R	ER	HR	HB	BB	SO	WP
1982	Med. Hat (Pion.)	2-1	2.30	5	5	1	0	0	31	27	12	8	0	0	10	25	1
1982	Florence (Atl)	5-2	3.72	9	9	0	0	0	58.0	59	33	24	10	4	18	49	2
1983	Knoxville (South)	6-5	2.85	14	14	2	0	0	101.0	86	35	32	4	5	40	57	6
1983	Syracuse (Int.)	4-8	4.13	16	15	2	0	0	89.1	87	58	41	14	3	33	71	6
1984	TORONTO (AL)	4-5	4.65	63	0	0	0	10	62.0	70	37	32	8	1	32	44	3
1985	TORONTO (AL)	14-6	3.00	35	32	3	0	0	212.2	188	77	71	22	2	50	85	6
1986	TORONTO (AL)	14-11	3.57	36	35	4	2	0	232.0	222	98	92	24	3	74	141	3
1987	TORONTO (AL)	17-8	2.76	36	36	8	1	0	261.0	210	93	80	24	2	66	161	8
<b>Major League Totals</b>		<b>49-30</b>	<b>3.22</b>	<b>170</b>	<b>103</b>	<b>15</b>	<b>3</b>	<b>10</b>	<b>767.2</b>	<b>690</b>	<b>305</b>	<b>275</b>	<b>78</b>	<b>8</b>	<b>222</b>	<b>431</b>	<b>20</b>

## ALL-STAR GAME RECORD

Year	Club & League	W-L	ERA	G	GS	CG	SHO	SV	IP	H	R	ER	HR	HB	BB	SO	WP
1985	Amer. at Minn.	0-0	0.00	1	0	0	0	0	1	0	0	0	0	0	0	0	0

## CHAMPIONSHIP SERIES RECORD

Year	Club & League	W-L	ERA	G	GS	CG	SHO	SV	IP	H	R	ER	HR	HB	BB	SO	WP
1985	TORONTO (AL)	0-1	5.19	2	2	0	0	0	8.2	15	5	5	1	0	2	5	0

**STARTING LEFTY SHORTAGE:** When Jimmy Key defeated California 6-3 on May 1, 1985, a rather auspicious streak was snapped. . . The Blue Jays had gone 614-games without a win by a starting LHP. . . Prior to Key's win, the last Blue Jays starting LHP to register a win was Paul Mirabella who defeated Boston 3-1 (second game) on October 4, 1980. . . During the streak the Blue Jays started LHP's on 19 occasions.

**RICHARD MAX (Rick) LEACH, Jr.****Position:** Outfielder**Birthdate:** May 4, 1957**Age:** 30, turns 31 on May 4**Birthplace:** Ann Arbor, Michigan**Resides:** Farmington Hills, Michigan**Bats:** Left **Throws:** Left**Height:** 6-0 **Weight:** 195**M.L. Service:** 5 years, 168 days

9



**ACQUIRED:** Signed to a Triple A contract with Syracuse Chiefs of the International League on April 3, 1984. Contract purchased by the BLUE JAYS on May 8, 1984. Outrighted to Syracuse, November 26, 1984. Declared Free Agency Nov. 13/85. Re-signed to Syracuse contract on Jan. 28/86. Contract once again purchased, April 8, 1986.

**PERSONAL:** Married the former Angie Giampiatroni. Two children, Michael, 12/2/83, Matthew (11/11/86). Attended the University of Michigan and was starting quarterback on their football team for 3 seasons. Was selected in the fifth round of the 1979 National Football League Draft by the Denver Broncos. Received a reported \$200,000 bonus to sign with the Tigers after being the club's first round selection (13th overall) in the June, 1979 Free Agent Draft. Started 48 consecutive games at QB for the University of Michigan leading them to Rose Bowl births, 1977-79 and was named to the All-American team. Had a standout prep career at Flint Southwestern where he was an all-state in 3 sports. Was drafted by the Phillies out of high school but opted for football.

**LAST SEASON:** Started season as the club's #1 utility man. 3R-HR 5/30 at Calt., for 1st HR since 9/11/86. Also tied career best with 3RBI. Season high five consec. GS, 7/24-28. Hit safely in 8 straight GS, 8/27-24 batting .393 (11-28). Appeared in 98-games with plate app's in 90, reaching base safely in 41. GS'er (39-145/.269, 3HR's, 17RBI). Hit .306 on the road compared to .264 at Exhibition Stadium and was 6-19/.316, 3RBI as a pinch hitter.

**PROFESSIONAL CAREER: 1979:** Debuted with Lakeland after an illustrious baseball and football career at the University of Michigan setting school marks in baseball for games (148), H (168), 2B (25), R (107) and RBI's (87) while setting single season marks at Michigan in 2B (12), H (61) and R (37). Was sidelined, 6/18-29 with shoulder problems. **1980:** Moved to Evansville (AA) where he was voted the club's MVP by his teammates. **1981:** Started the season with Evansville prior to joining the parent club on 4/29. ML debut, 4/30 vs. Sea. 1st ML HR, vs. Minn on 8/28 providing all 3R in 3-0 Tigers victory. Did not commit an error in 54-games, splitting between 1B and OF. **1982:** 2H in 3 consecutive games, 7/17, 19-20. Longest hit streak, 4-games, twice. Plagued by shoulder miseries in spring training which resurfaced in Apr. On DL, 4/12-17 including rehabilitation DL assignment to Evansville, 5/6-17. Had 1st career 3H-game, 6/22 vs. Bos. **1983:** Set several then-personal ML highs, including games (99), AB (242), hits 60, RBI (26). All 3HR were vs. Orioles, the 1st being a PH solo shot off Storm Davis to break up a no-hitter, 6/26. Set personal high 6-game hit streak, 5/28-6/3. **1984:** Contract purchased by Syracuse (AAA) after being released by Detroit. Purchased by parent club on 5/8. 1st hit for Blue Jays was a 3R PH 3B at Minn. on 5/16 snapping an 0-7 skien. Only non pitcher to pitch for Blue Jays, seeing 1IP vs. Clev. in 16-1 loss on 8/15 (first game). Led Syracuse in pct. hits/games (.739). **1985:** Spent the season at Syracuse (AAA) and was among league leaders in a variety of categories including 2nd in Hits (151) and AB (533), 3rd in R (77) and RBI (79), T/3rd in games (136), 4th in TB (224). Named to IL's All-Star team and winner of the R. Howard Webster Award as Syracuse's MVP. Recalled to TORONTO on 9/1 and appeared in 16-games. **1986:** Invited to Spring Training as a non-roster player and made club. Hit .296, 4HR's, 29RBI in 63GS. Hit a HR vs. Chgo's Joel Davis on 5/31 for 1st HR since 9/21/83. Tied career high with 6gm hitting streak 9/13-30. 2nd career PH HR, 6/14 vs. Jack Morris.

**RICK LEACH**

Year	Club & League	AVG	G	AB	R	H	2B	3B	HR	RBI	SH-SF	HP	BB	SO	SB-CS
1979	Lakeland (FSL)-a	.304	48	168	21	51	10	1	2	23	0-2	2	27	15	4-3
1980	Evansville (AA)	.272	126	430	69	117	14	1	5	58	4-7	8	76	37	9-10
1981	Evansville (AA)	.409	13	44	8	18	5	0	2	16	1-1	1	10	5	0-1
1981	DETROIT (AL)	.193	54	83	9	16	3	1	1	11	1-1	0	16	15	0-1
1982	DETROIT (AL)-b	.239	82	218	23	52	7	2	3	12	4-2	0	21	29	4-0
1982	Evansville (AA)	.289	11	38	6	11	2	0	0	2	0-1	0	5	4	0-1
1983	DETROIT (AL)-c, d	.248	99	242	22	60	17	0	3	26	0-0	1	19	21	2-2
1984	Syracuse (Int.)-e	.304	23	79	16	24	6	2	3	8	0-1	0	13	8	0-0
1984	TORONTO (AL)-f	.261	65	88	11	23	6	2	0	7	0-1	0	8	14	0-0
1985	Syracuse (Int.)	.283	136	533	77	151	24	2	15	79	0-12	1	52	42	3-6
1985	TORONTO (AL)-g	.200	16	35	2	7	0	1	0	1	0-0	0	3	9	0-0
1986	TORONTO (AL)-h,i	.309	110	246	35	76	14	1	5	39	0-7	0	13	24	0-0
1987	TORONTO (AL)	.282	98	195	26	55	13	1	3	25	0-1	3	25	25	0-1

**Major League Totals** .261 524 1107 128 289 60 8 15 121 5-12 4 105 137 6-4

Selected by Philadelphia in 11th round of June, 1975 Free Agent Draft/Selected by Philadelphia in the 24th round of the June, 1978 Free Agent Draft/Selected by Detroit in the first round of the June, 1979 Free Agent Draft.

a-On disabled list, June 18-29, 1979.

b-On disabled list, April 12-May 17, 1982, including rehabilitation disability assignment to Evansville, May 6-17-82.

c-Released by Detroit, March 24, 1984.

d-Signed to a Triple A contract by the Syracuse Chiefs on April 3, 1984.

e-Purchased by BLUE JAYS May 8, 1984.

f-Outrighted to Syracuse Chiefs on Nov. 26, 1984.

g-Declared Free Agency Nov. 13, 1985.

h-Signed to Syracuse Chiefs contract, Jan. 28, 1986.

i-Purchased by Blue Jays, April 8, 1986.

**MANUEL LORA (Manny) LEE**

4

**Position:** Shortstop  
**Birthdate:** June 17, 1965  
**Age:** 22, turns 23 on June 17  
**Birthplace:** San Pedro de Macoris, D.R.  
**Resides:** San Pedro de Macoris, D.R.  
**Bats:** Both **Throws:** Right  
**Height:** 5-9 **Weight:** 151  
**M.L. Service:** One Year, 149 days



**ACQUIRED:** From the Houston Astros (Tucson AAA roster) in the Major League Draft, December 3, 1984  
**PERSONAL:** Completed one year of college in the Dominican Republic prior to signing with the Mets on May 10, 1982 as a free agent. . . Was signed by Mets' scout Eddy Toledo. . . Single.  
**LAST SEASON:** Started the season at Syracuse (AAA). . . Purchased by BLUE JAYS on 5/27. . . Went 1-3 on 5/29 vs Angels for 1st ML hit since 9/22/86. . . Tied personal high with 3H game, 6/9 at NY. Assigned outright to Syracuse on 7/23. . . Contract purchased by BLUE JAYS on 8/30. . . Became club's everyday SS, 9/25 with the elbow injury to FERNANDEZ. . . As a regular hit 7-31/.226. . . 2nd career HR, 3R vs Det's Alexander on 9/2.  
**PROFESSIONAL CAREER: 1982:** Turned pro. after signing as a free agent on 5/10. . . Spent season both at 2B and SS appearing in only 16-games and setting a career high in SH (2). . . **1983:** Spent season with Little Falls (NYP) and Sarasota (Gulf Coast) batting a combined .261 with 17 RBI's. . . **1984:** Spent season with Columbia (A) of SAL where he led the league in batting (.329) finished third in on-base percentage (.424) and was named as the league's All-Star SS. . . **1985:** Was youngest and only teenager in ML's on Opening Day. . . ML debut, as a PR, 4/10 at KC. . . 1st ML hit vs. Clev's Rick Behenna, 6/2 (2nd game). . . Started 4-games, 1st one being 6/23 vs. Bost at 2B. . . Used primarily as a defensive replacement and PR. . . **1986:** Started the season with Syracuse (AAA) of IL prior to being sent to Knoxville (AA) of Southern League on 5/6. . . Recalled to Syracuse on 6/18. . . Promoted to TORONTO on 8/11 appearing for 1st time on 8/19 vs Chgo. . . 1st ML RBI, 8/27 at Clev. . . 1st ML HR, 8/29 vs Minn's Smithson.

**MANNY LEE**

Year	Club & League	AVG	G	AB	R	H	2B	3B	HR	RBI	SH-SF	HP	BB	SO	SB-CS
1982	Kingsport (Appal.)	.222	16	54	2	12	1	0	0	3	2-0	0	3	12	0-1
1983	Little Falls (NYP)	.289	17	45	10	13	0	0	0	5	2-0	0	9	11	2-1
1983	Sarasota (G. Coast)	.247	32	97	8	24	2	1	0	12	1-0	1	13	14	2-3
1984	Columbia (S. Atl.)-abc	.329	102	346	84	114	12	5	2	33	1-4	0	60	42	24-6
1985	TORONTO (AL)	.200	64	40	9	8	0	0	0	0	1-0	0	2	9	1-4
1986	Knoxville (South)	.272	41	158	21	43	1	2	0	11	0-1	0	20	29	8-4
1986	Syracuse (Int.)	.246	76	236	34	58	6	1	1	19	3-0	0	21	39	7-9
1986	TORONTO (AL)	.205	35	78	8	16	0	1	1	7	2-1	0	4	10	0-1
1987	Syracuse (Int.)	.283	74	251	25	71	9	5	3	26	3-2	0	18	50	2-2
1987	TORONTO (AL)	.256	56	121	14	31	2	3	1	11	1-1	0	6	13	2-0
<b>Major League Totals</b>		.230	155	239	31	55	2	4	2	18	4-2	0	12	32	3-5

a-On disabled list, April 9-22, 1984

b-Traded along with pitcher Mitch Cook and outfielder Gerald Young from New York Mets to Houston for infielder Ray Knight, August 29, 1984

c-Selected by the Blue Jays in the Major League Draft, December 3, 1984

**CHAMPIONSHIP SERIES**

Year	Club & League	AVG	G	AB	R	H	2B	3B	HR	RBI	SH-SF	HP	BB	SO	SB-CS
1985	Toronto (AL)	.000	1	0	0	0	0	0	0	0	0-0	0	0	0	0-0

**NELSON ARTURO (Nelson) LIRIANO**

2

**Position:** Second Baseman  
**Birthdate:** June 3, 1964  
**Age:** 23, turns 24 on June 3  
**Birthplace:** Puerto Plata, Dominican Republic  
**Resides:** Santo Domingo, Dominican Republic  
**Bats:** Both **Throws:** Right  
**Height:** 5-10 **Weight:** 165  
**M.L. Service:** 41 days



**ACQUIRED:** Signed by the BLUE JAYS as a free agent on November 1, 1982 and promoted to the Major League roster on November 12, 1986.

**PERSONAL:** Signed by BLUE JAYS Scout Epy Guerrero. . . Married, Wife's name Milbia. . . Brother, Charlie, is a prospect in the Cleveland organization. . . Was pursued by the New York Yankee's prior to signing with Toronto.

**LAST SEASON:** Started season with Syracuse (AAA) of IL. . . Named to IL's All-Star team. . . Among league leaders in 3B (T/1st, 10), SB (4th, 36), AB (3rd, 531). . . Led IL 2B's in games (130), TC (611), PO (246), assists (346) E's (19) and DP's (96). . . Purchased by TORONTO on 8/25. . . ML debut, 8/25 at Sea., recording 1st ML hit in 1st ML AB vs Mike Moore. . . 1st ML HR, 3R vs Oak's Leiper on 8/30. . . Appeared in each of club's final 37G's, GS'ing 36X.

**PROFESSIONAL CAREER: 1983:** Hit 1st career grand slam HR, 8/24 vs. Greensboro. . . **1984:** Led Carolina League in AB (512), and led all second basemen in assists (357) and tied for league lead in games (131), and DP's (79); T/5th in batting (.288); 5th in games (134). . . **1985:** Was 2nd year with Kinston at the Class A Level, setting then-personal highs in many offensive categories. . . **1986:** Spent season with Knoxville (AA) of the Southern League. . . 2nd in league in AB (557), 5th in SB (35). . . Led club in AB and 3B (15) and 2nd on club in Runs (88) and Hits (159).

## NELSON LIRIANO

Year	Club & League	AVG	G	AB	R	H	2B	3B	HR	RBI	SH-SF	HP	BB	SO	SB-CS
1983	Florence (S. Atl.)	.259	129	478	87	124	24	5	6	57	4-3	3	70	81	27-9
1984	Kinston (Carol.)	.246	132	512	68	125	22	4	5	50	7-2	4	46	86	10-9
1985	Kinston (Carol.)	.288	134	451	68	130	23	1	6	36	4-0	2	39	55	25-11
1986	Knoxville (South.)	.285	135	557	88	159	25	15	7	59	4-5	3	48	63	35-12
1987	Syracuse (Int.)	.250	130	531	72	133	19	10	10	55	5-6	2	44	76	36-10
1987	TORONTO (AL)	.241	37	158	29	38	6	2	2	10	2-0	0	16	22	13-2
<b>Major League Totals</b>		.241	37	158	29	38	6	2	2	10	2-0	0	16	22	13-2

## FREDERICK STANLEY (Fred) McGRUFF

19

Position: First Baseman/Designated Hitter

Birthdate: October 31, 1963

Age: 24, turns 25 on Oct. 31

Birthplace: Tampa, Florida

Resides: Tampa, Florida

Bats: Left Throws: Left

Height: 6-3 Weight: 215

M.L. Service: 1 year, 9 days



**ACQUIRED:** Along with outfielder Dave Collins, pitcher Mike Morgan and cash in exchange for pitcher Dale Murray and minor league outfielder Tom Dodd, December 9, 1982. . . Promoted to major league roster Oct. 6/83.

**PERSONAL:** Single. . . Attended Jefferson High School in Tampa where he was an All-League selection. . . Selected by the Yankees in ninth round (233rd overall) of June 1981 draft. . . Signed by Yankees' Florida scout Gust Poulas.

**LAST SEASON:** One of the three rookies to spend the entire season with the BLUE JAYS, others being JOSE NUNEZ and JEFF MUSSELMAN. . . Used primarily as the club's left-handed DH vs right-handed pitching.

Had two stolen bases in first three appearances after not stealing a base since 1983. . . First major league multiple hit game, two-hit performance, April 11th at Boston. . . First major league HR and RBI, April 17th vs Boston's Bob Stanley. . . First career three-hit game, June 21st vs the Brewers. . . Had club's first pinch hit HR of the season and was his first career HR, vs Milw. Jay Aldrich, 7/28. . . Tied club mark with four strikeouts, 7/26 vs the Twins. . . First major league two-HR game, 8/4 at Chgo. with two solo shots vs Neil Allen. . . Tied club rookie mark with 18th HR, 8/27 vs. Oakland's Greg Cadaret and then set the club rookie mark with his 19th, 9/14 vs Baltimore's Tony Arnold. . . Was the 10th HR in the game. . . Also set club rookie marks in strikeouts (104) as well as walks (60). . . Hit four of his 20HR's vs the World Champion Twins. . . Hit .269 on the road compared to .223 at Exhibition Stadium. . . Was 65-256/.254 as a DH with 18HR's and 39RBI.

**PROFESSIONAL CAREER: 1981:** Struggled in initial pro. season batting only 148 in 29-games in Yankees chain. . . **1982:** Selected as Gulf Coast League All-Star 1B after leading league in BB (48), HR (9), GWRBI (6), T/1st in RBI (41) and 3rd in TB (99). . . **1983:** Joined Kinston (A) on 5/18 after starting season in Florence. . . After failing to hit a HR in his 1st 10-games, he proceeded to hit 7HR in his next 15-games. . . Had 8-game hit streak, 7/21-31. . . Made 1 error in last 36-games at 1B. . . Named organization's Minor League Player of the Mos for Aug (.255, 7HR, 16 RBI). . . **1984:** Started season with Knoxville receiving first taste of Double A ball. . . Was promoted to Syracuse (AAA) on 6/22. . . His combined 22 HR's were a career high. . . **1985:** Started the season with Syracuse (AAA) of the IL. . . Placed on the DL with a stress fracture of right ankle, 6/5-8/14. . . **1986:** Started season with Syracuse (AAA) of IL prior to recall to TORONTO on 5/16. . . ML debut, 5/17 vs Clev. . . 1st ML hit, a single vs Clev's Don Schulze on 5/18. . . Optioned to Syracuse on 5/24 for balance of season. . . Led all IL first basemen in games (131), fldg. pct. (.992), TC (1314), PO (1219) and assists (85). . . Was fourth in RBI (74), third in walks (83).

## FRED McGRUFF

Year	Club & League	AVG	G	AB	R	H	2B	3B	HR	RBI	SH-SF	HP	BB	SO	SB-CS
1981	New York (G. Coast.)	.148	29	81	6	12	2	0	0	9	0-1	1	11	20	0-0
1982	New York (G Coast.)-a	.272	62	217	38	59	11	1	9	41	1-1	5	48	63	6-6
1983	Florence (S. Atl.)	.311	33	119	26	37	3	1	7	26	1-0	1	20	35	3-0
1983	Kinston (Carol.)	.242	94	350	53	85	14	1	21	56	3-2	6	55	112	3-2
1984	Knoxville (South.)	.249	56	189	29	47	13	2	9	25	0-3	1	29	55	0-2
1984	Syracuse (Int.)	.235	70	238	28	56	10	1	13	28	1-1	0	26	89	0-1
1985	Syracuse (Int.)-b	.227	51	176	19	40	8	2	5	20	1-0	4	23	53	0-0
1986	Syracuse (Int.)	.259	133	468	69	121	23	4	19	74	0-8	4	83	119	0-3
1986	TORONTO (AL)	.200	3	5	1	1	0	0	0	0	0-0	0	0	2	0-0
1987	TORONTO (AL)	.247	107	295	58	73	16	0	20	43	0-0	1	60	104	3-2
<b>Major League Totals</b>		.247	110	300	59	74	16	0	20	43	0-0	1	60	106	3-2

a-Acquired along with outfielder Dave Collins and pitcher Mike Morgan from the New York Yankees' organization for pitcher Dale Murray and minor league outfielder Tom Dodd, December 9, 1982.

b-On disabled list, June 5 - August 14, 1985.

## COLIN MICHAEL (Colin) McLAUGHLIN

48

**Position:** Pitcher**Birthdate:** June 9, 1959**Age:** 28, turns 29 on June 9**Birthplace:** Winchester, Massachusetts**Resides:** Raleigh, North Carolina**Bats:** Both **Throws:** Right**Height:** 6-6 **Weight:** 205**M.L. Service:** None**ACQUIRED:** BLUE JAYS 1st round selection (1st overall) in the January, 1980 Free Agent Draft.**PERSONAL:** Married. . . Wife's name, Stacey. . . One child, Conor. . . Attended Nonnewaug High School where he was All-Star and All-League in baseball for 1976-77. . . Also participated in cross country, soccer, and basketball. . . Named All-Yankee Conference, Yankee Conference Rookie-of-the-Year, All-New England and All-American in freshman year at Univ. of Connecticut in 1979 (12-2, 2.51 ERA). . . Helped club to berth in College World Series.**LAST SEASON:** Spent the season with Syracuse (AAA) of IL. . . Was 10-14 in SV sit'ns. . . Surrendered 1R in 17.1IP, 5/19-6/7, covering 8 app's. . . Did not appear in 14-games from 7/28-8/12 due to a sore arm but was not DL'd.**PROFESSIONAL CAREER:** 1980: Debuted with Kinston (A) of Carolina League where he was used exclusively as a starter. . . 1981: Started the season with Knoxville (AA) and was promoted to Syracuse (AAA) on 6/23. . . Combined for an 8-13 record and a 5.82 ERA. . . 1982: Was 1st full season at Class AA and posted 1st pro. winning record (8-7). . . Performance earned him a promotion to the BLUE JAYS major league winter roster. . . Was on the DL, 7/14-8/12 with right elbow problems. . . 1983: 1st full season at Class AAA. . . Encountered control problems allowing more than 18B/IP (92BB/84IP). . . 1984: Continued control problems, walking more batters than he struckout. . . After relief roles with Knoxville he was promoted to Syracuse (AAA) on 8/16 and thrust into the starting rotation. In his 1st outing for the Chieft, he held Pawtucket hitless in 5.1IP. . . 1985: Spent the season with Syracuse and missed close to a month of the season (6/19-7/15) with a strained muscle in his left rib cage. . . 1986: Spent the season with Knoxville (AA) of Southern League. . . Was placed on the DL, 6/16-26 with a twisted right ankle after stepping in a pothole. . . Promoted to Syracuse (AAA) on 8/9 appearing in 6-games.

## COLIN McLAUGHLIN

Year	Club & League	W-L	ERA	G	GS	CG	SHO	SV	IP	H	R	ER	HR	HB	BB	SO	WP
1980	Kinston (Carol.)	6-8	4.06	18	18	2	1	0	102	97	58	46	1	3	70	90	6
1981	Knoxville (South)	5-8	4.92	16	16	3	0	0	86	77	54	47	5	5	73	81	9
1981	Syracuse (Int.)	3-5	7.08	14	14	1	0	0	61	62	54	48	5	1	57	49	7
1982	Knoxville (South)-a	8-7	3.42	20	20	4	2	0	123.2	104	60	47	4	3	89	103	18
1983	Syracuse (Int.)	4-6	6.08	25	13	0	0	0	84.1	78	64	57	5	1	92	62	12
1984	Syracuse (Int.)	2-1	3.65	5	3	1	0	0	24.2	16	11	10	1	0	17	21	3
1984	Knoxville (South)	1-5	6.22	27	3	1	0	0	63.2	63	48	44	4	2	59	52	9
1985	Syracuse (Int.)-b	4-3	4.35	34	10	1	0	1	101.1	91	56	49	9	0	66	73	7
1986	Knoxville (South)-c	2-1	3.20	31	0	0	0	8	59.0	49	26	21	4	1	21	50	5
1986	Syracuse (Int.)	0-0	0.79	6	0	0	0	1	11.1	8	1	1	0	0	1	12	0
1987	Syracuse (Int.)	4-5	4.14	46	0	0	0	10	74.0	53	41	34	10	3	39	91	4

a-On Disabled List, July 14-August 12, 1982.

b-On Disabled List, June 19-July 15, 1985.

c-On Disabled List, June 16-26, 1986.

## LLOYD ANTHONY (Lloyd) MOSEBY

15

**Position:** Outfielder**Birthdate:** November 5, 1959**Age:** 28, turns 29 on Nov. 5**Birthplace:** Portland, Arkansas**Resides:** St. Petersburg, Fl.**Bats:** Left **Throws:** Right**Height:** 6-3 **Weight:** 200**M.L. Service:** 7 years, 135 days**ACQUIRED:** Blue Jays' first round selection (second overall) in June 1978 Free Agent Draft. . . Promoted to major league roster, May 24, 1980.**PERSONAL:** Married 9/14/81. . . Wife's name Adrienne. . . Two children, Alicia Antoinette (7/9/82), Lloyd II (3/18/85). . . Was a All-American in baseball and basketball at Oakland High School. . . Has four brothers and three sisters. . . Started out as a catcher in Little League and was cut from team. . . Returned to baseball as an outfielder and attributes much of his success to his high school coach. . . Nicknamed "Shaker" due to his ability when playing high school basketball to elude his check. . . Sponsors a Little League team in Oakland's Young America Bay Area League.**LAST SEASON:** Tied Damaso Garcia's club mark GS'ing in 7th season opener at same position, 4/6 vs Clev. . . 7th career 2HR game, 5/10 at Tex. . . 1,000th ML game, 5-9 at Tex., and was ejected for charging the mound after being hit by a Mike Loynd pitch. . . 7th career 4H, 5/14 at Minn. . . Tied club mark for OF's with 9 putouts, 5/31 vs Calif. . . Labatt's "Blue" Player of the Month for June (29-102/294, 6HR's, 22RBI). . . Personal high with HR's in 3 consec. games, 7/29-8/2. . . Labatt's "Blue" Player of the Month for Sept/Oct. (42-121/347, 4HR's, 18RBI). . . Personal highs in RBI (96), R (106), HR's (26), K's (124) while tying personal best in AB (592). . . Among the league leaders in SB (7th, 29). . . Hit 24-49/490 vs Brewers including five HR's and 19RBI in 13-games.

**PROFESSIONAL CAREER: 1978:** Named Pioneer League All-Star while with Medicine Hat. . . 1979: Spent season with Dunedin (A) where he finished 2nd in league batting (.332) and HR's (18). . . Led league in runs (89), hits (148), total bases (237) and named to F.S.L. All-Star team as well as the Topps Class A All-Star team. . . 1980: Moved directly to Syracuse seeing first action in AAA. . . After last start was promoted to parent club on 5/24. . . Made ML debut vs NY as starting DH going 2-4 with a double. . . Went 3-5 the following day with a double and 4RBI's including 1st ML HR vs Tommy John. . . Hit safely in 1st 4-games and put together a then-career high 9-game hit streak, 6/20-30. . . 1981: Hit 1st ML inside-the-park HR, 4/25 vs NY's Bill Castro. . . Led club in runs (36), hits (88), total bases (135) and tied for club lead in RBI's (43) and GW RBI's (6). . . Ranked 9th in AL striking out once every 94.50 at bats. . . 1982: Was hot and cold. . . Endured 37-game HR drought through 6/6. . . Set then-club mark with 8HP and was 5th in AL in triples (9). . . Hit HR's in 3 consecutive games, 7/2-4. . . Set then-club mark for K's (106). . . 1983: Selected as co-winner with Upshaw as Labatt's "Blue" MVP. . . Led all AL CF'ers in runs produced (167, R + RBI - HR). . . Named to 2nd team AP ML All-Star team. . . Named to AL All-Star teams by The Sporting News and UPI. . . Named to Silver Slugging Team and led club in on-base pct. (.380) while 2nd in hits (170), TB (269), doubles (31) and triples (7). . . Led club with 52 multiple hit games (45-2H, 5-3H, 2-4H). . . AL Player of the Week, 5/23-29 batting .556 during the span. . . Youngest player on Opening Day roster. . . Tied club mark and set personal high with 21-game hit streak, 7/27-8/16. . . Labatt's Player of Month for July and AL Player of Month for Aug. . . Among league leaders in avg (6th, .315), runs (5th, 104) and 1st BLUE JAYS player to eclipse the 100 mark, SB (7/12th, 27), hits (7/15th, 170), triples (7/9th, 7) on-base pct. (12th, .380) and slug. pct. (.619-12th). Sustained .300+ avg from 7/31 through end of season. . . 1984: Among league leaders in 3B (7/1st, 15), SB (7th, 39), BB (9th, 78 - club mark), extra-base hits (7/10th, 61). . . 1 of 5 ML'ers to reach double figures in 2B, 3B, HR and SB. . . Set career highs in AB (592), 3B (15), RBI (92), and SB (39) and then career high in BB (78). . . 1985: Led club in BB (76). . . 1st ML ejection, 5/31 vs Clev. . . AL Player of the Week, period ending 9/8 (.435, 2-2B, 5HR, 11RBI). . . 4th career 2HR game, 9/8 vs Minn. . . Spent all season batting 2nd or 3rd. . . Extended his errorless streak to 118 games (last 62 games of 1984 and first 56 games of 1985) before streak ended June 13th at Boston. . . 1986: Set then personal high in HR's (21). . . 4RBI game, 4/19 vs KC, 2 short of personal best. . . 4th career 2HR Game, 6/24 vs NY. . . Scored at least 1R (21) in 14 consecutive games, 8/5-21. . . Labatt's "Blue" Player of the Month for Aug. (.309, 6HR's, 20RBI). . . 6th career 4H game, 8/19 vs Chgo. . . AL Player of the Week 8/18-24 (.435, 8R, 20TB, 1-2B, 3HR, 8RBI, .870 slug). . . Played in All-Star game for 1st time.

**CAREER NOTES:** Blue Jays all time leader in games (1129), AB (4150), R (619), H (1095), 2B (200), TB (1783), RBI (566), X-base hits (378), SB (200), BB (421), K's (821), HP (38) and SF (36). . . 3rd on the all-time list in HR's (128). . . Of his 128 HR's, 71 at home, 47 on the road.

## LLOYD MOSEBY

Year	Club & League	AVG	G	AB	R	H	2B	3B	HR	RBI	SH-SF	HP	BB	SO	SB-CS
1978	Medicine Hat (Pion.)	.304	67	253	65	77	12	4	10	38	0-2	11	39	69	20-7
1979	Dunedin (FSL)	.332	129	446	89	148	23	6	18	84	0-1	10	63	103	16-12
1980	Syracuse (Int.)	.322	37	146	28	47	8	6	3	19	0-1	1	17	20	9-2
1980	TORONTO (AL)	.229	114	389	44	89	24	1	9	46	10-2	4	25	85	4-6
1981	TORONTO (AL)	.233	100	378	36	88	16	2	9	43	5-4	1	24	86	11-8
1982	TORONTO (AL)	.236	147	487	51	115	20	9	9	52	3-2	8	33	106	11-7
1983	TORONTO (AL)	.315	151	539	104	170	31	7	18	81	3-6	5	51	85	27-8
1984	TORONTO (AL)	.280	158	592	97	166	28	15	18	92	3-7	8	78	122	39-9
1985	TORONTO (AL)	.259	152	584	92	151	30	7	18	70	1-5	4	76	91	37-15
1986	TORONTO (AL)	.253	152	589	89	149	24	5	21	85	2-7	6	64	122	32-11
1987	TORONTO (AL)	.282	155	592	106	167	27	4	26	96	3-3	2	70	124	39-7
<b>Major League Totals</b>		.264	1129	4150	619	1095	200	50	128	566	30-36	38	421	821	200-71

## CHAMPIONSHIP SERIES RECORD

Year	Club & League	AVG	G	AB	R	H	2B	3B	HR	RBI	SH-SF	HP	BB	SO	SB-CS
1985	TORONTO (AL)	.226	7	31	5	7	1	0	0	4	0-0	0	2	3	1-0

## ALL-STAR GAME RECORD

Year	Club & League	AVG	G	AB	R	H	2B	3B	HR	RBI	SH-SF	HP	BB	SO	SB-CS
1986	AL, at Houston	.000	1	0	0	0	0	0	0	0	0-0	0	0	0	0-0

## STEVEN RANCE (Rance) MULLINIKS

**Position:** Infielder

**Birthdate:** January 15, 1956

**Age:** 32, turns 33 on January 15

**Birthplace:** Tulare, California

**Resides:** El Paso, Texas

**Bats:** Left

**Throws:** Right

**Height:** 6-0

**Weight:** 175

**M.L. Service:** 9 years, 115 days

5



**ACQUIRED:** From Kansas City Royals for pitcher Phil Hultman, March 25, 1982.

**PERSONAL:** Married Jeannette (Jeannie) Geck. . . Two children, Rance Ryan (7/11/78) and Merissa Erin (11/23/86). . . Enjoys all sports. . . Graduated from Monache H.S. in Porterville, CA in 1974. . . Son of Harvey Mulliniks, pitcher in Yankees organization, 1956-57.

**LAST SEASON:** Was DH vs RHP but moved to 3B when GRUBER faltered. . . Solo HR vs Bos't Clemens, 4/16 for 1st HR since 8/17/86. . . Avg slumped, 4/17-6/16, from .462 to .258. . . RBI, May 23rd at Sea, snapping a drought of 22-games. . . 2nd career 2HR-game, 6/24. . . Career high 10-game hit streak (16-33/485, 5RBI), 8/2-14. . . Hit HR vs Calif. 7/27 snapping a 27-game HR drought. . . 3rd career 2HR-game, 9/14 vs Bos't. . . Tied personal high with 11HR's. . . Was 1st season that he wore glasses.

**PROFESSIONAL CAREER: 1974:** Originally signed by California following selection in the 3rd rd. of the 674 F/A Draft. . . Was sent to Pioneer League at Idaho Falls. . . On DL, 5/4-6/9 with fractured thumb.

**1975:** Moved to A ball at Quad Cities where he stroked his 1st pro. HR. . . Subsequently moved to Salinas of Calif. League. . . **1976:** Came into his own, finishing 8th in the Texas League in avg (.315) despite missing the final 6 weeks of the season with a fractured left thumb. . . Was named as Texas League All-Star SS.

## Mulliniks (continued)

**1977:** Started season at Triple A where he batted .307 prior to joining the Angels on 6/14. . . Was leading Salt Lake City in HR's (11) and RBI's (51) at time of recall. . . Became the club's regular SS on 6/23. . .  
**1978:** Started season with California but hit only .185 prior to being sent to Salt Lake City. . . Found hitting touch again batting .343. . .  
**1979:** Split season between the Angels and Salt Lake City for the third straight season, but still had not found the ML batting groove, batting only .147 with the Angels. . . Named to league and National Association class AAA All-Star teams. . .  
**1980:** Was traded during the off-season, along with Willie Aikens, to the Royals. . . Was used as a utility infielder seeing action primarily at SS and 2B.  
**1981:** Once again was used as a utility infielder seeing action at 3B, SS and 2B. . .  
**1982:** Made auspicious debut with the Blue Jays hitting a HR vs Expos' Jeff Reardon in his 1st Blue Jays at bat, 3/29 in Grapefruit League. . . Was 1st ML season that he was a regular at 3B. . . Achieved then-personal highs in AB (311), R (32), hits (76), 2B (25), HR (4) and RBI's (35). . .  
**1983:** Set then-personal highs in avg. (.275), 3B (3) and career highs in games (129), HR (10) and RBI (49). . . Led club in 2B (34)—one short of club mark. Was 2nd among AL 3B in fldg. pct. (.971). . . Led club in PH (10) and led AL PH'ers in slug. pct. (.652) and on-base pct. (.519). . .  
**1984:** Led AL third basemen in fldg. pct. (.968). . . Led club when batting with runners in scoring position (.349, 35 RBI). . . Set club mark & personal high with 8 consec. hits and 10 times reaching base safely, 8/24-27 vs Minn. . . Playing vs Minn. on 8/31, registered 9th consec. hit prior to being retired. . . Labatt's "Blue" Player of the Month for July (.426, 1HR, 9RBI). . .  
**1985:** 1st career 4H game, 4/14 vs Balt. . . 1st career PH HR vs NY's Bardi, 6/12 in 11th inn. to win game. . . Winner of the Good Guy Award by Tor's BBWAA. . . Avg. did not slide below .300 after 5/24. . . Set career high with 9-game hit streak. . . 500th ML hit, 8/19 vs Clev's Tom Waddell. . . Set personal highs in R (55), games (129—ties '84 mark) and RBI (56). . . Led AL third basemen in fldg. pct. (.971) for second straight season. . . Was 4 for 11 in ALCS vs Kansas City including a HR off Bret Saberhagen in Game 3. . .  
**1986:** Set a personal high in HR's (11) but failed to reach the 3-figure mark in hits for the 1st time since 1982. . . Tied then personal high with 9-game hit streak (12-34/ 353, 2HR's, 3RBI), 6/9-20. . . 4HR's in 7-games, 6/15-25 capping a successful June (.315, 4HR's, 11RBI). . . 1st career 2HR game, 7/3 at Bost vs Boyd and Brown. . . Placed on 15-day DL with compressed nerve in lower back on 8/10 retro to 8/6 after going 3-26. . . Reinstated on 9/1 and collected 7H in next 41AB before closing the season with a 4-game hit streak. . . Led AL 3B's in fldg. pct. (.975) for the 3rd straight season.  
**CAREER NOTES:** Holds club mark for most consec. times reaching base (10) and consec. hits (8) set 8/24-27/84. . . Set club mark for fewest errors by a 3B(6) in '86 after committing only 7 each yr from 1983-85. . . Has batted over .300 with runners on base in four of last five seasons.

## RANCE MULLINIKS

Year	Club & League	AVG	G	AB	R	H	2B	3B	HR	RBI	SH-SF	HP	BB	SO	SB-CS
1974	Idaho Falls (Pion.)	.218	66	202	28	44	8	3	0	24	7-1	3	31	41	14-7
1975	Quad Cities (Midw.)	.269	52	186	34	50	6	2	1	21	2-4	1	30	25	7-0
1975	Salinas (Calif.)	.258	59	209	38	54	8	0	0	10	3-2	1	32	30	13-6
1976	El Paso (Texas)-a	.315	90	333	81	105	22	4	7	51	5-4	0	68	61	20-4
1977	Salt Lake City (PCL)	.309	58	220	48	68	17	3	11	51	1-4	0	34	27	11-9
1977	CALIFORNIA (AL)	.269	78	271	36	73	13	2	3	21	0-1	1	23	36	1-1
1978	Salt Lake City (PCL)	.307	34	127	34	39	6	2	3	21	0-0	1	29	11	0-2
1978	CALIFORNIA (AL)	.185	50	119	6	22	3	1	1	6	0-2	1	8	23	2-0
1979	Salt Lake City (PCL)	.343	116	402	94	138	21	7	3	59	0-5	4	98	45	21-11
1979	CALIFORNIA (AL)-b	.147	22	68	7	10	0	0	1	8	0-5	1	4	14	0-0
1980	KANSAS CITY (AL)	.259	36	54	8	14	3	0	0	6	1-1	0	7	10	0-0
1981	KANSAS CITY (AL)-c	.227	24	44	6	10	3	0	0	5	0-0	2	0	7	0-1
1982	TORONTO (AL)	.244	112	311	32	76	25	0	4	35	3-1	1	37	49	3-2
1983	TORONTO (AL)	.275	129	364	54	100	34	3	10	49	3-2	1	57	43	0-2
1984	TORONTO (AL)	.324	125	343	41	111	21	5	3	42	0-2	1	33	43	2-3
1985	TORONTO (AL)	.295	129	366	55	108	26	1	10	56	1-5	0	55	54	2-0
1986	TORONTO (AL)-d	.259	117	348	50	90	22	0	11	45	1-2	1	43	60	1-1
1987	TORONTO (AL)	.310	124	332	37	103	28	1	11	44	3-3	0	34	55	1-1
<b>Major League Totals</b>		.270	946	2620	332	707	156	13	54	317	10-24	9	301	394	12-11

## CHAMPIONSHIP SERIES RECORD

Year	Club & League	AVG	G	AB	R	H	2B	3B	HR	RBI	SH-SF	HP	BB	SO	SB-CS
1985	TORONTO (AL)	.364	5	11	1	4	1	0	1	3	0-0	0	2	2	0-0

a-On disabled list from May 4 to June 9 and September 2 to September 24, 1976.

b-Traded by California Angels with first baseman Willie Mays Aikens to Kansas City Royals for outfielder Al Cowens, shortstop Todd Cruz and a player to be named later, December 6, 1979. Pitcher Craig Eaton was sent to California to complete the deal, April 1, 1980.

c-Traded by Kansas City Royals to Toronto Blue Jays for pitcher Phil Huffman, March 25, 1982.

d-On disabled list from August 6-September 1, 1986.

## JEFFREY JOSEPH (Jeff) MUSSELMAN 13

**Position:** Pitcher

**Birthdate:** June 21, 1963

**Age:** 24, turns 25 on June 21

**Birthplace:** Doylestown, Pennsylvania

**Resides:** Lanoka Harbor, New Jersey

**Bats:** Right      **Throws:** Left

**Height:** 6-0      **Weight:** 180

**M.L. Service:** 1 year, 36 days

**ACQUIRED:** BLUE JAYS' 6th round selection (157th overall) in the June, 1985 Free Agent Draft. Contract purchased by TORONTO from Knoxville (AA) on August 21, 1986.



**PERSONAL:** Married (1/9/88). . . Wife's name, Karen. . . Graduate of Central Regional High School in 1981 competing in baseball, basketball and football. . . Had been recruited to play baseball by Princeton. . . Graduated from Harvard University in Cambridge, Mass. with a B.A. in Economics. . . Played baseball and was a member of the 1983-84 championship teams. . . Pitched a no-hitter vs Penn. and was elected to the All-New England first team. . . Nicknamed "Muss." . . Was a Phillies fan as a youth with favourite major league players being Steve Carlton and Rod Carew. . . Spends the off-season as a stock broker.

**LAST SEASON:** Voted Toronto's Rookie of the Year by Toronto BBWAA. . . Named to TOPPS ML Rookie Team. . . 1 of 3 rookies to spend the entire season with the club. . . 1st ML win, 8-7, 10 inn. dec., at Clev. on 4/20. . . 1st ML SV, 1 ShO IP in a 6-5 win at Sea. 5/25. . . 1st/only ML GS, a no dec. in Blue Jays 8-5 loss at Balt. 6/14. . . Won 4 in a row, 6/2-20 and again, 7/27-9/1. . . Finished season with 68 app's, 5th on all-time ML rookie list. . . Surrendered runs in 26 of 68 app's. . . 10 of his 12 victories at home. . . Underwent an arthroscopy on left shoulder on December 18th to repair a small tear in muscle.

**PROFESSIONAL CAREER: 1985:** Debuted with Medicine Hat (Pioneer League). . . Tied for lead among Pioneer League pitchers in starts (15), led in fielding pct. (1.000) and assists (26). . . Was third in strikeouts (96). . . **1986:** Started the season with Ventura (A) of the Calif. League where he was voted to the league's All-Star team. . . Voted by league managers as the Best Pitching Prospect and the Pitcher with the Best Breaking Ball. . . 2nd in league with 165K's. . . Promoted to Knoxville on 7/28. . . Contract purchased by TORONTO on 8/31. . . ML debut, 9/2 in 9-5 loss to Clev.

JEFF MUSSELMAN

Year	Club & League	W-L	ERA	G	GS	CG	SHO	SV	IP	H	R	ER	HR	HB	BB	SO	WP
1985	Med. Hat (Pion)	6-4	3.99	16	15	2	0	0	88.0	75	41	39	2	1	44	96	9
1986	Ventura (Calif.)	7-7	3.03	26	24	2	0	0	154.2	122	67	52	3	1	59	165	5
1986	Knoxville (South)	5-1	2.83	7	7	1	0	0	41.1	33	17	13	0	0	25	38	3
1986	TORONTO (AL)	0-0	10.13	6	0	0	0	0	5.1	8	7	6	1	0	5	4	0
1987	TORONTO (AL)	12-5	4.15	68	1	0	0	3	89.0	75	43	41	7	3	54	54	5
<b>Major League Totals</b>		<b>12-5</b>	<b>4.48</b>	<b>74</b>	<b>1</b>	<b>0</b>	<b>0</b>	<b>3</b>	<b>94.1</b>	<b>83</b>	<b>50</b>	<b>47</b>	<b>8</b>	<b>3</b>	<b>59</b>	<b>58</b>	<b>5</b>

GREGORY RICHARD (Greg) MYERS

**Position:** Catcher  
**Birthdate:** April 14, 1966  
**Age:** 21, turns 22 on April 14  
**Birthplace:** Riverside, California  
**Resides:** Riverside, California  
**Bats:** Left **Throws:** Right  
**Height:** 6-2 **Weight:** 202  
**M.L. Service:** 34 days

52



**ACQUIRED:** BLUE JAYS third round selection, 74th overall in the June 1984 Free Agent Draft. Promoted to Major League Roster, Nov. 12, 1986.

**PERSONAL:** Single. . . Attended Riverside (Calif.) Polytechnical High School. . . Participated in baseball and was All-League on 3 occasions. . . Helped club to a baseball championship in 1982. . . Baseball hero is Lance Parrish.

**LAST SEASON:** Spent the season with Syracuse (AAA) of IL. . . 15-game hitting streak, 4/29-5/15. . . Hit .257 in the 1st half compared to .170 in the 2nd half. . . Threw out 20 of 105 base stealers. . . 7 of 10 HR's occurred in the 2nd half. . . Hit under .210 in 4 of 6 months of the season, excluding May (.351) and Aug. (.317). . . Purchased by TORONTO, 9/1. . . ML debut, 9/12, defensively vs NY. . . 1st ML GS, 10/2 at Det., collecting 1st ML hit vs Doyle Alexander.

**PROFESSIONAL CAREER: 1984:** Professional debut with Medicine Hat. . . Excellent campaign batting over .300 (.316) with only 6 K's in 133 AB (38-games). . . **1985:** Spent the season with Florence (A) of the South Atlantic League catching 77-games. . . Tied with Rob Ducey for the club lead in games (134). . . Led all catchers in SAL in fielding percentage (.989). . . Had five hits vs. Macon on May 5. . . **1986:** Spent the season with Ventura County (A) of the Calif. League. . . Set career highs in HR's (20), RBI (79) and Hits (133). . . Baseball America's All-Star catcher for league. . . Was 4th in same publication's Top 10 ML prospects from Calif. League. . . Recipient of R. Howard Webster Award as MVP on Ventura club.

GREG MYERS

Year	Club & League	AVG	G	AB	R	H	2B	3B	HR	RBI	SH-SF	HP	BB	SO	SB-CS
1984	Medicine Hat (Pion.)	.316	38	133	20	42	9	0	2	20	3-1	0	16	6	0-0
1985	Florence (S. Atl.)	.223	134	489	52	109	19	2	5	62	2-7	2	39	54	0-0
1986	Ventura (Cal)	.295	124	451	65	133	23	4	20	79	1-5	2	43	46	9-4
1987	Syracuse (Int.)	.246	107	342	35	84	19	1	10	47	3-2	1	22	46	3-3
1987	TORONTO (AL)	.111	7	9	1	1	0	0	0	0	0-0	0	0	3	0-0
<b>Major League Totals</b>		<b>.111</b>	<b>7</b>	<b>9</b>	<b>1</b>	<b>1</b>	<b>0</b>	<b>0</b>	<b>0</b>	<b>0</b>	<b>0-0</b>	<b>0</b>	<b>0</b>	<b>3</b>	<b>0-0</b>

**PINCH HIT POTENTIAL:** The Blue Jays set a club mark with three pinch hit HR's in three consecutive at bats, August 1, 3, 5, 1984. . . After going 126 at bats in 1984 without a round-tripper Ernie Whitt lit up Kansas City's Bret Saberhagen, for two runs on August 1st. . . Then at Baltimore on August 3rd Orioles reliever Bill Swaggerty fell victim to a three-run shot by Willie Aikens. . . The final HR was a solo blast by Cliff Johnson vs Orioles Tippy Martinez on August 5th. . . It was Johnson's 19th career PH HR which set a new major league record. . . The Blue Jays also set a club mark with 6 pinch hits in as many at bats, June 28-29, 1987 at Milwaukee and vs New York. . . On June 28th the club registered pinch hits from Fred McGriff (HR), Rance Mulliniks and Rick Leach in the 8th inning. . . The next night the Blue Jays got pinch hits from Manny Lee, Ernie Whitt and Rance Mulliniks.

## JOSE NUNEZ

**Position:** Pitcher**Birthdate:** January 13, 1964**Age:** 24, turns 25 on January 13**Birthplace:** Jarabocoa, Dominican Republic**Resides:** Jarabocoa, Dominican Republic**Bats:** Right **Throws:** Right**Height:** 6-3 **Weight:** 175**M.L. Service:** 1 year

45



**ACQUIRED:** Selected by the BLUE JAYS from the Kansas City Royals organization (Memphis AA roster) in the Major League Draft, December 8, 1986.

**PERSONAL:** Single. . . Attended Luis E. Gomez Uribe School and played baseball. . . In 1983 was a member of the Dominican team at the Pan-Am Games starting a game against Canada which he regards as his greatest thrill. . . Signed to 1st pro. contract by Ramon Pena of the Royals. . . Hobbies include music and reading.

**LAST SEASON:** Only player to spend entire season on roster without previous ML experience. . . ML debut, 4/9 vs Clev. (2.1IP, 2H, 2R-ER). . . 7K's at Clev, 4/20, most in '87 by BLUE JAYS reliever. . . 8BB-2IBB (4.2IP), 5/16 at Oak, 1 short of club mark. . . 1st ML GS, 7/9 at KC winning 7-1 for 1st ML win. . . Recorded 11K's in game, 1 short of club mark. . . Subbed for KEY 8/22 at Calif, winning 2-0 pitching ShO for 6.2IP. . . In relief, 3-1-0, 28G, 4.37ERA. . . As a starter, 2-1, 9GS, 5.88ERA. . . had an 8-2 record with a 1.99ERA in Winter Ball for Escogido of Dominican League.

**PROFESSIONAL CAREER: 1984:** Led the So. Atl. League in hits allowed (167), T/2nd in wins (14), 3rd in IP (170.0) and T/3rd in CG's (8). . . Starting and winning pitcher for South team in League's All-Star game working two perfect inn. . . Received the Royals Joe Burke Award for outstanding performance and dedication. . . **1985:** On the DL from 5/30-6/19 and 7/1-9/1 with tendinitis in right shoulder. . . Went to the Instructional League where he was 1-3-5 in 12-games and a 3.00ERA before pitching in the Dominican Winter League for Caimanes. . . **1986:** Started the season with Memphis (AA) before being sent to Ft. Myers on 5/9. . . Appeared in 14-games there prior to being recalled to Memphis on 7/29.

## JOSE NUNEZ

Year	Club & League	W-L	ERA	G	GS	CG	SHO	SV	IP	H	R	ER	HR	HB	BB	SO	WP
1984	Charleston (S Atl.)	14-8	3.28	25	25	8	1	0	170.0	167	91	62	8	3	54	106	8
1985	Ft. Myers (FSL)-a	3-2	2.44	11	8	0	0	0	44.1	32	14	12	1	4	12	23	2
1986	Memphis (Sth.)-b	2-6	5.36	13	11	0	0	1	48.2	52	43	29	4	1	51	36	5
1986	Ft. Myers (FSL)	8-2	2.47	14	13	5	0	0	87.1	73	31	24	1	1	32	59	10
1987	TORONTO (AL)	5-2	5.01	37	9	0	0	0	97.0	91	57	54	12	0	58	99	3
<b>Major League Totals</b>		<b>5-2</b>	<b>5.01</b>	<b>37</b>	<b>9</b>	<b>0</b>	<b>0</b>	<b>0</b>	<b>97.0</b>	<b>91</b>	<b>57</b>	<b>54</b>	<b>12</b>	<b>0</b>	<b>58</b>	<b>99</b>	<b>3</b>

a-On disabled list, May 30-June 19; July 1-September 1, 1985.

b-Selected by Toronto in the Major League Draft, December 8, 1986 from the Kansas City Royals organization (Memphis (Class AA roster)).

## MATTHEW SCOTT (Matt) STARK

**Position:** Catcher**Birthdate:** January 21, 1965**Age:** 23, turns 24 on January 21**Birthplace:** Whittier, California**Resides:** Hacienda Heights, California**Bats:** Right **Throws:** Right**Height:** 6-4 **Weight:** 225**M.L. Service:** 31 days

47



**ACQUIRED:** Blue Jays first round selection, (9th overall) in June, 1983, Free Agent Draft. . . Promoted to Major League Roster on Nov. 12, 1986.

**PERSONAL:** Married. . . Wife's name, Sharon Ann. . . No children. . . Attended Los Altos High School, graduating in 1983. . . Participated in football, baseball and basketball achieving All-American status in baseball and football. . . Played for Hacienda Heights All-Stars in 1982. . . Pet superstition - snakes. . . Had been approached by USC's football program. . . Father was a softball star in 1960's catching for Eddie Feigner of The King and his Court softball team.

**LAST SEASON:** Youngest player on club's Opening Day roster. . . ML debut, 4/8 vs Clev, recording only ML hit. . . 15-day DL, 4/17-5/6 with tendinitis in right shoulder. . . Assigned outright to Knoxville, 5/6. . . Batted .299 in 25G's with 2HR's, 18RBI. . . Underwent arthroscopic right shoulder surgery on 7/8 and was DL'd again from 8/5-9/2.

**PROFESSIONAL CAREER: 1983:** Turned pro. with Medicine Hat (Rookie) of Pioneer League. . . Collected close to a hit a game (58H/60G's). . . **1984:** Performance dropped largely due to cracked bone in left ankle. . . On DL, 7/7-9/1. . . **1985:** Started the season with Florence (A) of South Atlantic League where he hit a career high .297 in 110-games. . . Promoted to Knoxville (AA) of So. League on 8/9. . . **1986:** Spent the season with Knoxville (AA) of Southern League where he was the club's #1 catcher. . . Led club in HR's (17) and T/2nd in GW RBI (7).

MATT STARK

Year	Club & League	AVG	G	AB	R	H	2B	3B	HR	RBI	SH-SF	HP	BB	SO	S8-CS
1983	Medicine Hat (Pion.)	.282	60	206	29	58	6	0	8	49	0-4	0	31	33	0-1
1984	Florence (S. Atl.)-a	.224	69	205	24	46	7	1	3	27	2-2	1	39	25	1-2
1985	Florence (S. Atl.)	.297	110	381	66	113	15	0	13	70	1-6	2	83	29	7-3
1985	Knoxville (South.)	.245	18	53	3	13	1	0	1	3	0-0	0	5	8	0-0
1986	Knoxville (South.)	.295	120	424	63	125	21	0	17	72	2-8	4	47	48	1-1
1987	TORONTO (AL)-b	.083	5	12	0	1	0	0	0	0	0-0	0	0	0	0-0
1987	Knoxville (South.)-c	.299	25	87	10	26	3	2	2	18	0-0	1	13	9	0-0
<b>Major League Totals</b>		.083	5	12	0	1	0	0	0	0	0-0	0	0	0	0-0

a-On disabled list, July 7, 1984 through remainder of season  
 b-On disabled list, April 16-May 6, 1987;  
 c-On disabled list, June 5-September 2, 1987.

DAVID ANDREW (Dave) STIEB

**Position:** Pitcher  
**Birthdate:** July 22, 1957  
**Age:** 30, turns 31 on July 22  
**Birthplace:** Santa Ana, California  
**Resides:** Palm Harbor, Fla.  
**Bats:** Right **Throws:** Right  
**Height:** 6-1 **Weight:** 195  
**M.L. Service:** 8 years, 96 days

37



**ACQUIRED:** Blue Jays fifth round selection (106th overall) in June 1978 Free Agent Draft.  
**PERSONAL:** Married Pattie Faso, 8/14/81. . . Two children, Andrew David (5/14/82), Ashley Danielle (11/4/85). . . Graduated from Oak Grove High School in San Jose. . . Attended Southern Illinois University where he played the outfield as well as pitched. . . Named to The Sporting News All-American team as an outfielder. . . Played semi-pro ball in Alaska before signing with Toronto. . . Name pronounced STEEB. . . Hobbies include music with an extensive guitar collection. . . Actively involved in the Cystic Fibrosis Foundation as Chairman for 65 Roses Club.  
**LAST SEASON:** Lost 1st 2GS with offense providing OR, 3H. . . Defeated Angels 3-1 (5/29), Mariners 7-2 (6/3) Yankees 11-0 (6/8) marking 1st time that he had won 3 consec. GS since 7/4-19/85. . . 7-0 4H'er vs KC on 7/10 for 1st ShO and CG in 40GS (5/30/86). . . Personal 7-game win streak 7/10-8/18. . . 4 wins in consec. GS, 8/2-18 marking 1st time since 4/18-5/4/84 that he had won 4 consec. GS. . . Finished year winless in his last 9-games, 7GS. . . In 14 wins the BLUE JAYS outscored opp's., 116-37.  
**PROFESSIONAL CAREER: 1978:** Debuted in 8/78 with Dunedin (A) as a pitcher, DH and OF. . . **1979:** After working in Instructional League as a pitcher, quickly advancing to AAA posting a combined 10-2 mark prior to promotion to parent club. . . ML debut, 6/26/79 starting and losing at Balt, 6-1. . . 1st ML win, in 1st ML home GS, 7/9/79, 7-1 CG over Milw. . . Finished 2nd on club in wins (8) despite playing only a half season. . . **1980:** AL Pitcher of Mos for Apr (3-0, 1.09 ERA) and was the youngest pitcher chosen to play in All-Star game. . . Became the 1st BLUE JAYS pitcher to bat and play a fielding position when he played LF on 8/29/80 in completion of suspended game vs. Minn. . . Set club mark for consecutive CG's (7), 6/18-7/21. . . **1981:** Was outstanding leading all club pitchers in wins (11), ERA (3.18), GS (25), IP (184) and K's (89) while becoming 1st BLUE JAYS pitcher to have a winning pct. (.524). . . Named as Labatt's and Toronto BBWAA MVP while finishing among league leaders in a host of categories including GS (25-2nd), CG (11-6th), innings (184-5th), K's (89-10th) and wins (11-10th). . . Pitched 1 2IP in All-Star game making 2nd straight appearance. . . **1982:** Finished 2nd in Labatt's MVP voting to Garcia. . . The Sporting News AL Pitcher of the Year. . . Set club marks in wins (17) and decisions (31) while finishing fifth in the AL with a 3.25 ERA. . . Led AL in IP (288.1), CG (19) and ShO (5). . . Led AL pitchers defensively in total chances (82) and assists (53). . . Sporting News AL Pitcher of the Year. . . **1983:** AL Player of the Week, 5/16-22. . . AL and Labatt's Pitcher of Mos for May (5-1, 1.73 ERA) while pitching club record 57.1IP. Labatt's "Blue" Pitcher of Mos for Aug (2-2, 2.19 ERA). . . 2nd in AL in IP (278), tied for 2nd in ShO (4), 3rd in K's (187), ERA (3.04) and CG's (14), tied for 3rd in GS (36), tied for 7th in wins (17). . . Opponents hit .219 vs. the righthander while he tied personal high in wins (17). . . Named Pitcher of the Yr by Tor's BBWAA for 3rd consecutive season. . . **1984:** Led AL in IP (267), 2nd in K's (198) and ERA (2.83), T/4th in GS (35), T/5th in win. pct. (.667), T/9th in CG (10) and ShO (2), T/10th in wins (16). . . Labatt's "Blue" Pitcher of the Month for April (4-0, 1.88 ERA), June (1-2, 3.02), July (4-1, 2.25) and co-winner for August (2-1, 2.25). . . Labatt's "Blue" Pitcher of the Year. . . Starting and losing pitcher in the All-Star game. . . **1985:** Signed richest contract in ML history thru '95 on 3/8. . . Had streak of 26 consec. IP without an ER, 5/17-6/2. . . AL Pitcher of Mos for May (4-1, 5CG, 1.69 ERA). . . Labatt's "Blue" Pitcher of Mos for May and June (3-2, 1.51 ERA as well as July (2-1, 2.03 ERA). . . Pitched in 3rd consec. and 5th overall All-Star game. . . Held opp's to 2R or less in 15 of 1st 17GS. . . No-hitter thro' 8IP, 8/24 prior to surrendering consec HR's to Law and Little. . . T/6th in AL GS (35) and T/9th in ShO (2). . . Won 1 of last 6 decisions. . . Labatt's "Blue" Pitcher of the Year. . . **1986:** Lost 1st 5 dec. . . Only CG, 6-0 vs Chgo, 5/30. . . Appeared in relief, 7/12 vs Oak, for 1st ML relief app., since 10/4/80 snapping string of 189 consec. GS. . . 1st professional SV, 6-2 for Clancy at Sea, 7/23. . . 1st ML ejection, 8/8 in 3rd inn. by Palermo. . . Club's 2nd 100-game winner with 3-1 dec. over Clev., 9/3. . . allowed 29 first-inning runs (4th most in AL) in 34 starts. . . Led AL in hit batters (15) for fourth time in past six season. . . tied for AL lead with 15 no-decision starts.  
**CAREER NOTES:** All-time club leader in IP (2044.1), K's (1184), ShO's (22) and CG's (82). . . Most All-Star appearances by a Blue Jay (5), three short of ML record for a pitcher. . . Most career wins vs Chgo. (14), fewest vs Balt. (3).

## DAVE STIEB

Year	Club & League	W-L	ERA	G	GS	CG	SHO	SV	IP	H	R	ER	HR	HB	BB	SO	WP
1978	Dunedin (FSL)	2-0	2.08	4	4	1	0	0	26	23	10	6	1	0	1	8	0
1979	Dunedin (FSL)	5-0	4.24	8	8	2	1	0	51	54	30	24	0	4	28	38	3
1979	Syracuse (Int.)	5-2	2.13	7	7	4	0	0	51	39	15	12	0	2	14	20	1
1979	TORONTO (AL)	8-8	4.33	18	18	7	1	0	129	139	70	62	11	4	48	52	3
1980	TORONTO (AL)	12-15	3.70	34	32	14	4	0	243	232	108	100	12	6	83	108	6
1981	TORONTO (AL)	11-10	3.18	25	25	11	2	0	184	148	70	65	10	11	61	89	1
1982	TORONTO (AL)	17-14	3.25	38	38	19	5	0	288.1	271	116	104	27	5	75	141	3
1983	TORONTO (AL)	17-12	3.04	36	36	14	4	0	278.0	223	105	94	21	14	93	187	5
1984	TORONTO (AL)	16-8	2.83	35	35	11	2	0	267.0	215	87	84	19	11	88	198	2
1985	TORONTO (AL)	14-13	2.48	36	36	8	2	0	265.0	206	89	73	22	9	96	167	4
1986	TORONTO (AL)	7-12	4.74	37	34	1	1	1	205.0	239	128	108	29	15	87	127	7
1987	TORONTO (AL)	13-9	4.09	33	31	3	1	0	185.0	164	92	84	16	7	87	115	4
<b>Major League Totals</b>		<b>115-101</b>	<b>3.41</b>	<b>292</b>	<b>285</b>	<b>88</b>	<b>22</b>	<b>1</b>	<b>2044.1</b>	<b>1837</b>	<b>865</b>	<b>774</b>	<b>167</b>	<b>82</b>	<b>718</b>	<b>1184</b>	<b>35</b>

## CHAMPIONSHIP SERIES RECORD

Year	Club & League	W-L	ERA	G	GS	CG	SHO	SV	IP	H	R	ER	HR	HB	BB	SO	WP
1985	TORONTO (AL)	1-1	3.10	3	3	0	0	0	20.1	11	7	7	1	1	10	18	0

## ALL-STAR GAME RECORD

Year	Club & League	W-L	ERA	G	GS	CG	SHO	SV	IP	H	R	ER	HR	HB	BB	SO	WP
1980	Am., at L.A.	0-0	0.00	1	0	0	0	0	1.0	1	1	0	0	2	0	0	1
1981	Am., at Clev.	0-0	0.00	1	0	0	0	0	1.2	1	0	0	0	1	1	1	0
1983	Am., at Chi. (AL)	1-0	0.00	1	1	0	0	0	3.0	0	0	0	0	0	1	4	0
1984	Am., at S.F.	0-1	4.50	1	1	0	0	0	2.0	3	2	1	1	0	0	2	0
1985	Am., at Minn.	0-0	0.00	1	0	0	0	0	1.0	0	0	0	0	0	1	2	0

## LOUIS (Louis) THORNTON, JR.

Position: Outfielder

Birthdate: April 26, 1963

Age: 24, turns 25 on April 26

Birthplace: Montgomery, Alabama

Resides: Hope Hull, Alabama

Bats: Left Throws: Right

Height: 6-0 Weight: 175

M.L. Service: 1 year, 34 days

28



**ACQUIRED:** From the New York Mets (Tidewater, AAA roster) in the Major League Draft, December 3, 1984. Assigned outright to Syracuse (AA) December 18, 1985. Promoted to Major League roster, November 12, 1986.

**PERSONAL:** Graduated from Jefferson Davis High School in Montgomery, Alabama in 1981. . . Was 4-A Baseball Player of the Year.

**LAST SEASON:** Spent the season with Syracuse (AAA) of IL. . . Led club in SB's (39) and was 3rd in IL. . . 14-game hitting streak, 8/9-25. . . 33 multiple hit games. . . Best month was April (.308, 1HR, 2RBI) . . . 8 of 9HR's occurred in 1st half. . . 43 of 48RBI were notched at night. . . Called up to TORONTO on 9/1. . . Appeared in 12-games either as a PR or defensive replacement.

**PROFESSIONAL CAREER:** 1981: Debuted with Kingsport (Appal. League) after being selected in the 18th rd of the 6/81 F/A Draft. . . 1982: Second straight season with Kingsport where he upped his avg by one pt to .210. . . 1983: Was 2nd in So. All. League in game winning RBI (16) while setting personal highs in HR (11) and RBI (73). . . 1984: Set personal highs in a host of categories including avg. (.275), games (131), hits (139), 2B (25), 3B (7) and SB (28). . . T/3rd in Carolina league 3B's. . . 1985: Was acquired during the off-season from the New York Mets. . . 1st ML game, a defensive replacement in RF on 4/8 at KC. . . 1st ML GS, 5/1 at Calf in RF. . . Collected 1st ML hit in same game, a GW RBI single. . . 1st ML HR, 7/27 vs Calf's Sanchez. . . Started a total of 14G's. . . 6 consecutive starts in RF, 7/27-8/1. . . 1986: Spent the season at Syracuse (AAA) of IL after being removed from the ML roster on 12/17/85. . . Appeared in only 64-games due hamstring problems which DL'd him, 5/29-7/8, 7/9-9/1. . . Still averaged close to 1H/G (60/64).

## LOUIS THORNTON

Year	Club & League	AVG	G	AB	R	H	2B	3B	HR	RBI	SH-SF	HP	BB	SO	SB-CS
1981	Kingsport (Appal.)	.209	48	153	23	32	7	0	2	17	0-0	0	15	34	4-1
1982	Kingsport (Appal.)	.210	57	210	29	44	9	2	5	29	1-1	4	14	36	12-1
1983	Columbia (S. Atl.)	.268	119	448	80	120	24	6	11	73	2-4	6	32	90	22-8
1984	Lynchburg (Carol.)-a	.275	131	505	78	139	25	7	6	67	0-1	8	29	81	28-11
1985	TORONTO (AL)	.236	56	72	18	17	1	1	1	8	0-0	1	2	24	1-0
1986	Syracuse (Int.)-b	.260	64	231	34	60	4	2	2	28	1-3	2	14	33	20-5
1987	Syracuse (Int.)	.265	122	464	64	123	10	5	9	47	0-3	1	23	71	38-9
1987	TORONTO (AL)	.500	12	2	5	1	0	0	0	0	0-0	0	1	0	0-1
<b>Major League Totals</b>		<b>.243</b>	<b>68</b>	<b>74</b>	<b>23</b>	<b>18</b>	<b>1</b>	<b>1</b>	<b>1</b>	<b>8</b>	<b>0-0</b>	<b>1</b>	<b>3</b>	<b>24</b>	<b>1-1</b>

## CHAMPIONSHIP SERIES RECORD

Year	Club & League	AVG	G	AB	R	H	2B	3B	HR	RBI	SH-SF	HP	BB	SO	SB-CS
1985	TORONTO (AL)	.000	2	0	1	0	0	0	0	0	0-0	0	0	0	0-0

a-Selected by Blue Jays in the Major League Draft, December 3, 1984.

b-On disabled list, May 29-July 8; July 9-September 1, 1986.

**NORMAN ROBERT (Norm) TONUCCI****35**

**Position:** Third Baseman  
**Birthdate:** February 28, 1966  
**Age:** 21, turns 22 on February 28  
**Birthplace:** New London, Connecticut  
**Resides:** Waterford, Connecticut  
**Bats:** Right      **Throws:** Right  
**Height:** 5-11      **Weight:** 180  
**M.L. Service:** None

**ACQUIRED:** BLUE JAYS' 13th selection, (360th overall) in the June, 1984 Free Agent Draft. . . Promoted to the Major League roster, November 12, 1987.

**PERSONAL:** Single. . . Graduated from Waterford High School in 1984 where he participated in baseball, football, track and wrestling. . . Hit a grand slam HR in the state finals as a freshman. . . Played American Legion baseball. . . Baseball hero is Robin Yount. . . Hobbies include fishing, hunting, trapping.

**LAST SEASON:** Spent the season with Knoxville (AA) of Southern League. . . Led all 3B's in gms (135), total chances (420), assists (289), putouts (98) and T/1st in errors (33)

**PROFESSIONAL CAREER: 1984:** Led all Pioneer League 3B's in G's (69), T/2nd in G's 5th in AB (258). . . **1985:** Led all SAL 3B's in G's (133), putouts (95), DP's (27) and 3rd in league in BB (109). . . Named to SAL All-Star team as a utility player. . . **1986:** Started the season with Florence (A) of SAL prior to reporting to Knoxville on 4/26. . . Had 3-2HR games with Knoxville.

**NORM TONUCCI**

Year	Club & League	AVG	G	AB	R	H	2B	3B	HR	RBI	SH-SF	HP	BB	SO	SB-CS
1984	Medicine Hat (Pion.)	.264	69	258	50	68	13	3	7	36	2-0	0	40	83	3-2
1985	Florence (SAL)	.248	133	420	76	104	19	0	18	61	0-5	2	109	153	13-4
1986	Florence (SAL)-a	.400	3	10	4	4	0	0	1	3	0-0	0	2	3	0-0
1986	Knoxville (South)	.223	111	382	44	85	17	0	17	58	2-4	2	47	117	2-3
1987	Knoxville (South)	.224	135	482	58	108	15	6	20	55	2-3	3	39	176	3-4

a-On disabled list, April 11-25, 1986.

**WILLIE CLAY (Willie) UPSHAW****26**

**Position:** First Baseman  
**Birthdate:** April 27, 1957  
**Age:** 30, turns 31 on April 27  
**Birthplace:** Blanco, Texas  
**Resides:** Fairfield, Conn.  
**Bats:** Left      **Throws:** Left  
**Height:** 6-0      **Weight:** 195  
**M.L. Service:** 8 years, 74 days

**ACQUIRED:** Selected in the Major League Draft from Syracuse Chiefs (New York Yankees organization), December 5, 1977.

**PERSONAL:** Married. . . Wife's name Cindy. . . Three children, Brock Anthony (7), Courtney (2/18/82), Chad (6/23/84). . . Has 14 brothers and sisters and is a first-cousin of former NFL players Gene and Marvin Upshaw. . . Attended Blanco, Tex. High School. . . Hobby is off-season sports. Club's player rep.

**LAST SEASON:** Hit HR's in each of 1st 2 games and 3 of 5. . . 2nd career grand slam HR, 6/23 vs Det's Robinson. . . 5th career 4RBI game, 6/23. . . Sprained right finger on 7/17 which hindered swing. . . Saw avg. dip from .263 on that date to .241 by 9/2. . . Solo HR vs Clev's Schrom on 7/9 was 1st in 21G's. . . Prior to the All Star break was 79-303/.261 with 11HR's, 41RBI. . . After the All-Star break was 46-209/.220, 4HR's, 17RBI.

**PROFESSIONAL CAREER: 1975:** Drafted in 5th rd of 6/78 F/A Draft by Yankees and was signed by Dave Yoakum and Pat Gillick, both now with BLUE JAYS. . . **1976:** Toiled with Fort Lauderdale in first full season. . . **1977:** Split season between A and AA combining for a .283 avg and 7HR and 51 RBI's. . . **1978:** Made ML debut, playing the OF, at Det on 4/9/78 going 1-2. . . Had not played above AA. . . Had then-career high, 6-game hit streak in early May. . . 1st ML HR vs Goose Gossage 5/28 at NY in the 9th inning sending game in X-Inn. . . **1979:** Spent season at Syracuse experiencing first taste of AAA ball while setting then-career highs in HR's (12) and RBI's (68). . . **1980:** Split season between Syracuse and parent club, optioned on 5/24 and recalled on 9/10. . . When recalled he snapped Gossage's 29 consecutive batter hitless streak with a PH. . . Used primarily as a defensive replacement at 1B and OF. . . **1981:** Hit club's only PH HR of yr, 4/24 vs Gossage. . . **1982:** Inherited the 1B job with the trade of John Mayberry to Yankees on 5/5. . . Led club in HR's (21) and RBI's (75). . . Also led club, while finishing 9th in AL in GW RBI (14). . . Led AL first basemen in total chances (1556). . . Labatt's "Blue" Player of Mos for June. . . Set then-club mark in extra-base hits (53). . . **1983:** Selected as co-winner (with Moseby) as Labatt's "Blue" Player of the Yr. . . Among league leaders in avg (.304-14th), HR's (27-T/9th), RBI's (104-8th, becoming 1st BLUE JAYS player to eclipse the 100 RBI mark), runs (99-8th), hits (177-T/11th), total bases (298-6th), slug, pct. (.515-T/11th), triples (7-T/9th), on-base pct. (.377-13th). . . Set career high with 12-game hit streak, 6/7-19. . . Labatt's "Blue" Player of Mos for May and Sept/Oct. . . RBI's in eight consecutive games, 9/11-20 (15 RBI's-a club mark). . . Set then club marks in RBI's (104), TB (298), slug, pct. (.515) and extra-base hits (60). . . 1st career grand slam, vs. Oak's Chris Codiroli, 9/11. . . **1984:** Was T/5th in AL in 3B (9) and achieved personal high in 2B (31). . . Of 19 HR's, none were hit after 8/30. . . 1st ML suspension, 3-games for charging NY's Dennis Rasmussen on 9/11. . . 2-4 RBI games, 4/6 at Calif, and 7/5 vs. Sea. . . 3rd career 2 HR game vs Oak, 4/26. . . **1985:** Club's Player of the Month for April (.270, 4HR's, 12 RBI). . . 4th career 2HR game, 4/28 at Tex. . . 22-games without a HR, 4/28-5/26. . . Hit in 16 of 17-games, 6/6-7/3. . . Spelled at 1B vs. certain LHP's with the purchase of Cecil Fielder on 7/18. . . Pulled abdominal muscle, 9/13 making 1GS thro' 9/27. . . Career hit #700 vs Minn's Pete Filson, 9/8. . . **1986:** Avg (.251), HR's (9) and RBI (60) declined for 3rd consec. year. . . Committed 3E's in the 5th inn., 7/1 at Bost to tie ML record. . . Set personal highs in BB (78) and SB (23) while marking 4th consec. year of 145+G's.

**CAREER NOTES:** Has hit 76 of 112 career home runs with the bases empty. . . Has homered in every current AL stadium. . . 2nd on All-Time Blue Jays list in career games (1115), R (538), TB (1579), RBI (478), extra-base hits (331) and BB (390). . . 4th in HR's (112). . . Of 112 HR's, 50 at Home and 62 on Road.

## WILLIE UPSHAW

Year	Club & League	AVG	G	AB	R	H	2B	3B	HR	RBI	SH-SF	HP	BB	SO	SB-CS
1975	Oneonta (NYP)	.088	29	91	8	8	1	0	0	4	0-0	0	15	19	1-1
1976	Ft. Lauderdale (FSL)	.228	84	263	20	60	6	0	3	22	3-1	5	28	31	6-2
1977	Ft. Lauderdale (FSL)	.275	87	335	38	92	13	7	3	29	0-3	1	43	50	2-11
1977	West Haven (East)-a	.299	41	157	20	47	5	2	4	22	0-1	1	10	19	2-1
1978	TORONTO (AL)	.237	95	224	26	53	8	2	1	17	2-3	0	21	35	4-6
1979	Syracuse (Int.)	.249	140	526	71	131	25	8	12	68	3-6	4	52	90	3-3
1980	TORONTO (AL)	.213	34	61	10	13	3	1	1	5	1-0	0	6	14	1-0
1980	Syracuse (Int.)	.254	100	358	55	91	13	7	9	52	3-5	2	65	62	11-7
1981	TORONTO (AL)	.171	61	111	15	19	3	1	4	10	0-0	1	11	16	2-1
1982	TORONTO (AL)	.267	160	580	77	155	25	7	21	75	10-3	1	52	89	8-8
1983	TORONTO (AL)	.306	160	579	99	177	26	7	27	104	3-7	5	61	98	10-7
1984	TORONTO (AL)	.278	152	569	79	158	31	9	19	84	3-3	5	55	86	10-4
1985	TORONTO (AL)	.275	148	501	79	138	31	5	15	65	1-3	4	48	71	8-8
1986	TORONTO (AL)	.251	155	573	85	144	28	6	9	60	4-4	2	78	87	23-5
1987	TORONTO (AL)	.244	150	512	68	125	22	4	15	58	3-1	3	58	78	10-11
<b>Major League Totals</b>		.265	1115	3710	538	982	177	42	112	478	27-24	21	390	574	76-50

## CHAMPIONSHIP SERIES RECORD

Year	Club & League	AVG	G	AB	R	H	2B	3B	HR	RBI	SH-SF	HP	BB	SO	SB-CS
1985	TORONTO (AL)	.231	7	26	2	6	2	0	0	1	0-0	1	1	4	0-0

a-Selected by Toronto Blue Jays from Syracuse Chiefs (New York Yankees) in Major League draft, December 5, 1977.

## ROY DUANE (Duane) WARD

Position: Pitcher

Birthdate: May 28, 1964

Age: 23, turns 24 on May 28

Birthplace: Parkview, New Mexico

Resides: Farmington, New Mexico

Bats: Right

Throws: Right

Height: 6-4

Weight: 205

M.L. Service: 154 days

31



**ACQUIRED:** From the Atlanta Braves for righthanded pitcher Doyle Alexander, July 5, 1986.

**PERSONAL:** Single. . . While at Farmington (NM) High School he was All-State, All-State Tournament and All-District Player for 2 years., and All-American in his sr. yr.

**LAST SEASON:** Started the season with the BLUE JAYS appearing in 3G's. . . Optioned to Syracuse (AAA) of IL on 4/29. . . Remained there until recall on 9/1. . . 14 consec. relief outings at Syracuse without allowing a R (16.1IP), 6/5-7/1. . . 2-0-10. 0.96ERA, 6/5-7/31. . . Led club in SV (14), ERA (2.74) and app's (43). . . 1st ML win, 5-3 at Milw., 9/7. . . BB'd a batter in all but 1 app. with BLUE JAYS.

**PROFESSIONAL CAREER:** 1982: Was Braves' 1st rd. selection (9th overall) in June Free Agent Draft. . . Began pro. career with Bradenton. . . 1983: Remained at the Class A level but with Durham. . . Set personal high with 11 wins. . . 1984: Spent the season with Greenville (AA) finishing 4th on the club in K's (54). . . Proceeded to lead the Florida Instructional League in ERA (1.45). . . 1985: Started the season with Greenville (AA) where he dropped each of 1st 5 decisions but rebounded to go 10-2 in his next 18 games. . . Finished season at Richmond going 0-1 in 5 games. . . Was named by Baseball America as 1 of the top 3 major prospects in Southern League behind Jose Canseco and Eric Plunk. . . 1986: Started season with Atlanta making ML debut, 4/12 vs Houston. . . 1st ML dec., 3-2 loss to Hous., 4/22. . . Optioned to Richmond (AAA) of IL on 6/6 due to inactivity. . . Acquired by TORONTO for Doyle Alexander on 7/5 and assigned to Syracuse (AAA) of IL. . . Recalled on 9/1. . . BLUE JAYS debut, 1 ShO IP, 9/17 vs Det. . . 1st ML GS, 12-3 loss on 9/28 at Fenway which eliminated BLUE JAYS from post season play.

## DUANE WARD

Year	Club & League	W-L	ERA	G	GS	CG	SHO	SV	IP	H	R	ER	HR	HB	BB	SO	WP
1982	Bradenton (G. Cst.)	2-3	4.53	8	8	1	0	0	45.2	45	25	23	0	3	24	31	2
1982	Anderson (S. Atl.)	1-2	5.32	5	4	0	0	0	23.2	24	16	14	0	1	15	18	4
1983	Durham (Carol.)	11-13	4.29	28	28	6	2	0	178.1	165	103	85	20	6	75	115	6
1984	Greenville (Sth.)-a	4-9	4.99	21	20	4	0	0	104.2	108	71	58	9	2	57	54	8
1985	Greenville (Sth.)	11-10	4.20	28	24	3	0	0	150.0	141	83	70	4	4	105	100	9
1985	Richmond (Int.)	0-1	11.81	5	1	0	0	0	5.1	8	9	7	1	1	8	3	0
1986	ATLANTA (NL)	0-1	7.31	10	0	0	0	0	16.0	22	13	13	2	0	8	8	0
1986	Rchmnd. (Int.)-b	1-1	3.38	6	6	0	0	0	34.2	34	13	13	0	1	23	17	0
1986	Syracuse (Int.)	6-4	4.23	14	14	3	0	0	83.0	91	43	39	9	2	29	50	4
1986	TORONTO (AL)	0-1	3.50	2	1	0	0	0	2.0	3	4	3	0	0	4	1	0
1987	TORONTO (AL)	1-0	6.94	12	1	0	0	0	11.2	14	9	9	0	0	12	10	0
1987	Syracuse (Int.)	2-2	3.89	46	3	0	0	14	76.1	59	35	33	7	2	42	67	7
<b>American League Totals</b>		1-1	7.90	14	2	0	0	0	13.2	17	13	12	0	0	16	11	0
<b>National League Totals</b>		0-1	7.31	10	0	0	0	0	16.0	22	13	13	2	0	8	8	0
<b>Major League Totals</b>		1-2	7.58	24	2	0	0	0	29.2	29	26	25	2	0	24	19	0

a-On disabled list, May 7-29; July 14-August 7, 1984.

b-Traded to Toronto for RHP, Doyle Alexander, July 5, 1986.

**DAVID LEE (David) WELLS**

**Position:** Pitcher  
**Birthdate:** May 20, 1963  
**Age:** 24, turns 25 on May 20  
**Birthplace:** Torrance, California  
**Resides:** San Diego, California  
**Bats:** Left **Throws:** Left  
**Height:** 6-2 **Weight:** 225  
**M.L. Service:** 55 days

36



**ACQUIRED:** BLUE JAYS second round selection, (30th overall) in the June, 1982 Free Agent draft. Purchased by the BLUE JAYS from Syracuse (AAA) on June 22, 1987.

**PERSONAL:** Single. A graduate of Point Loma High School in San Diego. Graduated in 1982 where he played baseball and basketball. Was named Conference Player of the Year. Baseball heroes were Willie Mays and Rod Carew. Hobbies include basketball and surfing.

**LAST SEASON:** Started season with Syracuse (AAA) of IL. Purchased by Blue Jays on 6/22. ML debut, 6/30 vs NY, starting and losing 4-0 (4IP, 9H, 4R-ER, 2B, 4K's). Optioned to Syracuse on 7/12 and remained with Syracuse until recalled on 8/30 by the Blue Jays. Was workhorse in bullpen going 4-1-1, 1.50 ERA in 16-games, 26K's, 24IP. 1st ML win, 7-6 vs Calif. 9/2. 1st ML SV, 9/18 at NY.

**PROFESSIONAL CAREER:** 1982: Started season with Medicine Hat (Rookie) of the Pioneer League and was used exclusively as a GS'er. 1 of 6 LHP's to pitch for the Pioneer League champs. 1983: Spent the entire season with Kinston (A) of the Carolina League. Completed 20% of GS and set a personal high in K's (115). T/3rd on staff in wins (6), IP (167.0) and K's (115). 1984: Started the season with Kinston losing 6 of 7 GS. Promoted to Knoxville (AA) on 5/14. Pitched a 2H SH0 vs Memphis for Knoxville on 6/5. Placed on the disabled list with an injured left elbow on 6/28. 1985: Did not play due to left elbow surgery to the ulnar collateral ligament. Was placed on the disabled list on 4/10 when the operation was conducted. 1986: Started the season with Florence (A) of the So. Atl. League prior to being promoted to Ventura (A) of the Calif. League on 4/26. Was 2-1 with a sparkling 1.89 ERA in 5-games for Ventura. Promoted to Knoxville (AA) on 5/14 and was placed on the DL from 7/7-8/20 with tendinitis in his left shoulder. Promoted to Syracuse on 8/25. Posted a combined 3-5 record during the season.

**DAVID WELLS**

Year	Club & League	W-L	ERA	G	GS	CG	SHO	SV	IP	H	R	ER	HR	HB	BB	SO	WP
1982	Med. Hat (Pion.)	4-3	5.18	12	12	1	0	0	64.1	71	42	37	5	0	32	53	5
1983	Kinston (Carol.)	6-5	3.73	25	25	5	0	0	157.0	141	81	65	13	1	71	115	7
1984	Kinston (Carol.)	1-6	4.71	7	7	0	0	0	42.0	51	29	22	1	1	19	44	4
1984	Knoxville (So.)-a	3-2	2.59	8	8	3	1	0	59.0	58	22	17	3	0	17	34	1
1985									DID NOT PLAY								
1986	Florence (SAL)	0-0	3.55	4	1	0	0	0	12.2	7	6	5	1	0	9	14	0
1986	Ventura (Calif.)	2-1	1.89	5	2	0	0	0	19.0	13	5	4	0	0	4	26	0
1986	Knoxville (So.)-b	1-3	4.05	10	7	1	0	0	40.0	42	24	18	1	1	18	32	4
1986	Syracuse (Int.)	0-1	9.82	3	0	0	0	0	3.2	6	4	4	0	0	1	2	0
1987	Syracuse (Int.)	4-6	3.87	43	12	0	0	6	109.1	102	49	47	9	0	32	106	9
1987	TORONTO (AL)	4-3	3.99	18	2	0	0	1	29.1	37	14	13	0	0	12	32	4
<b>Major League Totals</b>		4-3	3.99	18	2	0	0	1	29.1	37	14	13	0	0	12	32	4

a-On disabled list, July 24-September 14, 1984; April 10-September 9, 1985

b-On disabled list, July 7-August 20, 1986

**LEO ERNEST (Ernie) WHITT**

**Position:** Catcher  
**Birthdate:** June 13, 1952  
**Age:** 35, turns 36 on June 13  
**Birthplace:** Detroit, Michigan  
**Resides:** Mt. Clemens, Mich.  
**Bats:** Left **Throws:** Right  
**Height:** 6-2 **Weight:** 205  
**M.L. Service:** 9 years 17 days

12



**ACQUIRED:** From Boston Red Sox in AL Expansion Draft, November 5, 1976.

**PERSONAL:** Married Christine Jordan 6/19/74. Three children, Ashley Renai (11/3/76), Ernest Jordan (12/13/78), and Taylor (12/3/79). Graduated in 1970 from Carl Brabec High School in Roseville. Attended Macomb Community College in Warren, Mich. Enjoys hunting and fishing. Is a partner in 15 Mother's Pizza-Pasta Restaurant franchises around Toronto. 1986-87 Honourary Campaign Chairman of the Canadian Cancer Society.

**LAST SEASON:** Oldest player (36) on the club's Opening Day active roster. 4th career 4H, 5/14 at Minn. Set then-personal high with a two-HR game, 9/12 vs NY. Tied club mark with a 3HR game, 9/14 vs Balt. 6 straight hits from 9/12-15 were HR's. Cracked two ribs in his left rib cage area on a take out of Paul Molitor on 9/29 which left him incapacitated for remainder of year. Personal highs in RBI (75), AB (446), R (57), H (120), 2B (24) while tying personal high in HR's (19). Best month was Aug. (32-93, 344, 3HR, 16RBI). Recorded 7PB.

**PROFESSIONAL CAREER:** 1972: Signed with Red Sox after being drafted in 15th rd. of 6/72 F/A Draft. 1973: Had best minor league season, batting .290 (6th in league) with 50 RBI's as the Carolina League All-Star catcher. 1974: Moved to AA where he set personal high with 56RBI's. 1975: Saw numbers slip as he spent most of season on disabled list. 1976: Split season between AA, AAA and the Red Sox making ML debut vs Milw on 9/21/76. HR'd vs Jim Colborn in same game. 1977: Was first yr in BLUE JAYS system joining parent club on 6/23 but dislocated tendon in left foot making a tag on 8/16 and

## Whitt (continued)

was sidelined for season. **1978:** Spent entire year with Syracuse prior to joining parent club in September. **1979:** Spent entire season at Syracuse committing only three errors in 114-games to lead IL catchers in fielding (.995). Named to The Sporting News Silver Glove team. Was also used at 1B and OF. **1980:** Was 1st full season in the ML's and, despite poor year at the plate, he hit .254 in the 2nd half. **1981:** Hurt by players' strike finishing at .236. **1982:** Hit then-career highs in HR's (11) and RBI's (42) then personal high. . . . Set then-personal high with 8-game hit streak (August 7-17). **1983:** Had 1st 2HR game, 5/23 vs Det's Milt Wilcox. . . . Tied then-career high with 8-game hit streak (June 12-23). . . . Had 2nd career 2HR game, 9/4 vs Det's Glenn Abbott and Aurelio Lopez. . . . Committed an error on 8/16 at Clev. which snapped errorless string at 96-games. . . . Set then-career highs in HR's (17), RBI's (56) and runs (53). . . . **1984:** On DL, 6/16-7/1 with right achilles tendon injury suffered in a home plate collision with Bost's Reid Nichols. . . . Hottest streak, hitting in 12 of 13-games, 5/27-6/12. . . . Set then career high in games (124). **1985:** Set career high 10-game hit streak, 4/24-5/10 (.378, 3HR's, 6RBI). . . . Hit HR's in 3 consec. games, 5/24-26 at Chgo and Clev to tie then club mark. . . . 1st career grand slam HR, 6/23 vs Bost's Kison. . . . Started 27 of last 29-games due to injury to Martinez batting .145 with 1HR and 4RBI from 9/2-21. . . . Was third among AL catchers in HR's (19). . . . Played in All-Star game at Minnesota, did not bat. . . . **1986:** On DL, 4/16-30 with back spasms. . . . 2nd career grand slam HR, 5/22 vs Chgo's Dotson. . . . 3rd career 4RBI game in same game. . . . 4th career 4RBI game, 8/16 vs Tex. . . . 1K in 78AB, 5/30-7/5.

**CAREER NOTES:** One of two remaining Blue Jays from 1976 Expansion Draft. Has hit more HR's (19) vs Detroit than against any other club. . . . Has caught more games (901) than any other Blue Jays catcher. . . . All 19 of his HR's in 1987 were off RHP. . . . Had three HR's off lefties in '86 (Shirley, Oelkers, Krueger) to give him six for his career. . . . Had two in '85 (Guidry & Matt Young). Other one was off Grant Jackson in 1982. . . . Has homered in every current AL stadium. . . . Of 105 career HR's, 52 at Home and 53 on the Road.

## ERNE WHITT

Year	Club & League	AVG	G	AB	R	H	2B	3B	HR	RBI	SH-SF	HP	BB	SO	SB-CS
1972	Winter Haven (FSL)	.183	31	82	3	15	1	1	0	7	0-0	0	10	9	0-2
1972	Williamsport (NYP)	.500	1	4	1	2	1	0	0	0	0-0	0	0	0	0-0
1973	Winston-Salem (Car.)	.290	130	424	63	123	23	3	1	50	7-6	2	60	31	7-4
1974	Bristol (East.)	.249	111	385	55	96	10	1	9	56	3-3	1	47	32	12-4
1975	Bristol (East.)-a	.254	82	252	29	64	9	1	2	19	3-1	0	33	19	2-3
1976	Bristol (East.)	.218	26	87	12	19	2	3	1	10	0-1	0	10	5	0-0
1976	Rhode Island (Int.)	.266	90	304	33	81	16	2	7	42	4-1	2	39	32	1-3
1976	BOSTON (AL)-b	.222	8	18	4	4	2	0	1	3	0-0	0	2	2	0-0
1977	Charleston (Int.)	.255	29	94	12	24	6	0	0	7	1-1	0	18	14	0-1
1977	TORONTO (AL)-c	.171	23	41	4	7	3	0	0	6	0-2	0	2	12	0-0
1978	Syracuse (Int.)	.246	121	399	50	98	16	3	12	53	2-4	2	8	35	0-4
1978	TORONTO (AL)	.000	2	4	0	0	0	0	0	0	0-0	0	1	1	0-0
1979	Syracuse (Int.)	.249	114	382	32	95	18	4	7	43	7-3	0	42	43	2-1
1980	TORONTO (AL)	.237	106	295	23	70	12	2	6	34	5-3	0	22	30	1-3
1981	TORONTO (AL)	.236	74	195	16	46	9	0	1	16	7-0	0	20	30	5-2
1982	TORONTO (AL)	.261	105	284	28	74	14	2	11	42	1-5	0	26	35	3-1
1983	TORONTO (AL)	.256	123	344	53	88	15	2	17	56	1-5	0	50	55	1-1
1984	TORONTO (AL)-d	.238	124	315	35	75	12	1	15	46	0-5	1	43	49	0-3
1985	TORONTO (AL)	.245	139	412	55	101	21	2	19	64	3-2	1	47	59	3-6
1986	TORONTO (AL)-e, f	.268	131	395	48	106	19	2	16	56	0-3	0	35	39	0-1
1987	TORONTO (AL)-	.269	135	446	57	120	24	1	19	75	0-3	1	44	50	0-1
<b>Major League Totals</b>		.251	970	2749	323	691	131	12	105	398	20-28	2	292	362	13-18

## CHAMPIONSHIP SERIES RECORD

Year	Club & League	AVG	G	AB	R	H	2B	3B	HR	RBI	SH-SF	HP	BB	SO	SB-CS
1985	TORONTO (AL)	.190	7	21	1	4	1	0	0	2	0-0	0	2	4	0-0

## ALL-STAR GAME RECORD

Year	Club & League	AVG	G	AB	R	H	2B	3B	HR	RBI	SH-SF	HP	BB	SO	SB-CS
1985	AL at Minn.	—	1	0	0	0	0	0	0	0	0-0	0	0	0	0-0

a-On disabled list, April 11 through June 13, 1975.

b-Selected by Toronto Blue Jays from Boston Red Sox in 1976 AL expansion draft.

c-On disabled list, August 17th through end of season, 1977.

d-On disabled list, June 16-July 1, 1984.

e-On disabled list April 15-30, 1986.

f-Granted free agency, November 3, 1986, signed with Toronto, January 8, 1987.

## ERIC GIRARD (Eric) YELDING

Position: Infielder

Birthdate: February 22, 1965

Age: 22, turns 23 on February 22

Birthplace: Montrose, Alabama

Resides: Montrose, Alabama

Bats: Right Throws: Right

Height: 6-3 Weight: 180

M.L. Service: None

56



**ACQUIRED:** BLUE JAYS' first selection, (19th overall) in the January, 1984 Free Agent Draft.

**PERSONAL:** Single. . . . Graduated from Fairhope High School where he played baseball, football and basketball. . . . Earned MVP honours in baseball. . . . Attended Chipola Jr. College in Miriana, Fla., where he played baseball. . . . Baseball hero is Rickey Henderson.

**LAST SEASON:** Started the season with Knoxville (AA) of Southern League prior to being sent to Myrtle Beach (A) of SAL on 5/21. . . . 3rd in SAL with 73SB. . . . Was 1st pro season at SS. . . . Committed 45 errors in 397 total chances (.887).

**PROFESSIONAL CAREER: 1984:** Led Pion. League in AB (304), T/5th in G's (67), 3rd in R (61), 2nd in H (94), T/4th in TB (132), T/2nd in 3B (6) and 2nd in SB (31). . . **1985:** Led Carolina League in SB (62), 4th in G's (135), 2nd in AB (526), 3rd in H (137). . . Selected to league All-Star team and named winner of R. Howard Webster Award as club's MVP. . . **1986:** Led Calif. League in AB (560), all SS (131), and putouts (231), 2nd overall in H (157), T/2nd in SB (41); led club Gulls in R (83) and 3B (7).

## ERIC YELDING

Year	Club & League	AVG	G	AB	R	H	2B	3B	HR	RBI	SH-SF	HP	BB	SO	SB-CS
1984	Medicine Hat (Pion.)	.309	67	304	61	94	14	6	4	29	0-2	0	26	46	31-11
1985	Kinston (Carol.)	.260	135	526	59	137	14	4	2	31	5-3	4	33	70	62-26
1986	Ventura (Calif.)	.280	131	560	83	157	14	7	4	40	6-2	0	33	84	41-18
1987	Knoxville (South.)	.200	39	150	23	30	6	1	0	7	1-1	1	12	25	10-5
1987	Myrtle Beach (SAL)	.303	88	357	53	108	12	2	1	31	1-4	4	18	31	73-12

## NON-ROSTER PLAYERS

## DENIS (Denis) BOUCHER

**Position:** Pitcher

**Birthdate:** March 7, 1968

**Age:** 19, turns 20 on March 7

**Birthplace:** Lachine, Quebec

**Resides:** Lachine, Quebec

**Bats:** Right

**Throws:** Right

**Height:** 6-1

**Weight:** 185

**M.L. Service:** None

53



**ACQUIRED:** Signed as a free agent by BLUE JAYS' Director, Canadian Scouting Bob Prentice on recommendation of Bill Slack, August 18, 1987 (for 1988 season).

**PERSONAL:** Single. . . Was a member of Canada's entry in the 1987 Pan-Am. games completing the tournament with a 1-1 record, his only loss to USA in the playoff round. . . Attended the National Baseball Institute in '86-'87 and was also a member of Canada's Youth Team at the '86 World Youth Tournament. . . Attended the BLUE JAYS' Florida Instructional League entry at the end of '87 season (2-1, 4.50ERA, 8G, 20IP, 16H, 10ER).

## ENRIQUE (Enrique) BURGOS

**Position:** Pitcher

**Birthdate:** October 7, 1965

**Age:** 22, turns 23 October 7

**Birthplace:** Chorrera, Panama

**Resides:** Chorrera, Panama

**Bats:** Left

**Throws:** Left

**Height:** 6-3

**Weight:** 160

**M.L. Service:** None

58



**ACQUIRED:** Signed as a non-drafted free agent by the BLUE JAYS on January 31, 1983.

**PERSONAL:** Signed by Epy Guerrero. . . Works out during the off-season in Chorrera with BLUE JAYS scout Ramon Webster. . . Five year high school graduate.

**LAST SEASON:** Started the season with Knoxville (AA) of Southern League in 1st Double A competition. . . Sent to Myrtle Beach (A) of SAL on 6/16 where he won 5 of 7 dec. and recorded a win/SV in 12 of 23 app's. . . Avg'd exactly 2K's/app (46K's, 23G). . . Led club in SV (7).

**PROFESSIONAL CAREER: 1983:** Professional career began in Bradenton (Rookie) of Gulf Coast League. . . Lost each of 9 decisions. . . **1984:** Started the season with Florence (A) of SAL prior to being sent to Bradenton on 4/21. . . Led Gulf Coast League pitchers in total chances (30) and assists (24). . . **1985:** Started season with Florence (A) and was used exclusively in relief. . . Promoted to Kinston (A) of Carol. League on 7/30. . . Lost both dec., avg'g over 1BB/IP (10BB/8, 1IP). . . **1986:** For 3rd straight year, began season with Florence. . . Pitched a career high 85.0IP for 1 club. . . Sent to Ventura on 7/20 and was used exclusively as a GS'er for the 1st time in his pro. career. . . K'd 6 more batters than he walked, tying his then career best.

## ENRIQUE BURGOS

Year	Club & League	W-L	ERA	G	GS	CG	SHO	SV	IP	H	R	ER	HR	HB	BB	SO	WP
1983	Bradenton (G. Cst.)	0-9	4.78	13	8	1	0	0	49.0	52	37	16	1	2	20	20	1
1984	Florence (SAL)	0-0	18.00	2	0	0	0	0	1.0	2	2	2	0	0	1	1	0
1984	Bradenton (G. Cst.)	4-5	2.39	12	10	1	0	0	71.2	74	37	19	1	1	22	38	9
1985	Florence (SAL)	3-1	6.61	26	0	0	0	1	47.2	55	39	35	2	1	44	32	7
1985	Kinston (Carol.)	0-2	11.88	7	1	0	0	0	8.1	12	11	11	1	0	10	5	1
1986	Florence (SAL)	3-8	6.46	28	10	0	0	2	85.0	92	76	61	5	2	70	71	15
1986	Ventura (Calif.)	1-3	3.94	9	9	0	0	0	45.2	46	27	20	1	0	31	37	5
1987	Knoxville (South.)	2-3	4.37	17	5	0	0	1	45.1	33	27	22	4	1	55	45	3
1987	Myrtle Beach (SAL)	5-2	2.11	23	0	0	0	7	38.1	22	15	9	2	0	24	46	8

## FRANCISCO PAULINO (Francisco) CABRERA

66

**Position:** Catcher**Birthdate:** October 30, 1966**Age:** 21, turns 23 October 30**Birthplace:** Santo Domingo, Dominican Rep.**Resides:** Santo Domingo, Dominican Republic**Bats:** Right**Throws:** Right**Height:** 6-4**Weight:** 190**M.L. Service:** None**ACQUIRED:** Signed as a non-drafted free agent by the BLUE JAYS on September 17, 1983.**PERSONAL:** Signed by Epy Guerrero.**LAST SEASON:** Spent the season with Myrtle Beach (A) of SAL for 1st full season of pro. ball. . . Avg'd almost 1H/GM (124/129). . . Recorded 20PB's, 3rd highest total in the league. . . Led all SAL catchers in G (123), TC (958), PO (648), E's (21). . . 2nd on club in RBI (72), G (137). . . Led club in GDP (12).**PROFESSIONAL CAREER:** 1986: Started the season with Ventura County (A) of Calif. League appearing in only 6G. . . Contract assigned to St. Catharines (A) on NYP on 6/13 and helped that club to a league championship. . . Avg'd over 1H/G (73/58). . . Tied for NYP lead in GW RBI (10) and 8th in batting (.297).

### FRANCISCO CABRERA

Year	Club & League	AVG	G	AB	R	H	2B	3B	HR	RBI	SH-SF	HP	BB	SO	SB-CS
1986	Ventura (Calif.)	.167	6	12	2	2	1	0	0	3	0-0	0	0	4	1-0
1986	St. Catharines (NYP)	.297	68	246	31	73	13	2	6	35	1-1	4	16	48	7-4
1987	Myrtle Beach (SAL)	.276	129	449	61	124	27	1	14	72	0-6	3	40	82	4-2

## STEVEN KENNON (Steve) DAVIS

25

**Position:** Pitcher**Birthdate:** August 4, 1960**Age:** 27, turns 28, August 4**Birthplace:** San Antonio, Texas**Resides:** San Antonio, Texas**Bats:** Left**Throws:** Left**Height:** 6-1**Weight:** 185**M.L. Service:** 66 days**ACQUIRED:** Blue Jays' 21st selection (523rd overall) in the June, 1982 Free Agent Draft. . . Contract purchased by the Blue Jays from Syracuse (AAA) on August 24, 1985. . . Removed from ML roster, December 16, 1986.**PERSONAL:** Married (2/25/84). . . Wife's name, Kelly. . . Graduate of Churchill High School in '78 where he was named to All-City and All-District teams. . . Attended Texas A&M University. . . Was a marketing major. . . Hobbies include jazz and rock music. . . In final yr. of high school was 8-1 and had a career mark at Texas A&M of 11-5.**LAST SEASON:** Started season with Syracuse (AAA) of IL prior to being DL'd 5/2-17 with tendinitis in left shoulder. . . Surrendered 22ER in last 8.2IP (6/8-7/13) with ERA never below 7.02 with Syracuse. . . Assigned to Knoxville on 7/12 and purchased again by Syracuse on 9/28.**PROFESSIONAL CAREER:** 1982: Professional debut with Medicine Hat (Rookie) of Pioneer League. . . Used primarily in relief. . . Posted a 5-1 record. . . 1983: Was 6th in the SAL in ERA (3.44), T/3rd in K's (167) and T/5th in ShO (2). . . Fired 2H ShO vs Columbia on 7/13. . . Promoted to Knoxville (AA) of So. League on 8/12. . . 1984: Spent the entire season with Knoxville. . . Tossed 2H ShO vs Chattanooga on 5/25. . . 1985: Started the season with Knoxville (AA) tying club mark for wins (17) held by Joe Henderson in 1973 and was 3 short of league mark. . . BLUE JAYS Minor League Pitcher of Month for June (4-2, 1.09ERA, 6GS) and July (6-0, 7GS, 1.08ERA). . . Named as TOPPS Minor League Player of the Month for July Named So. League Player of the Week for Period ending 6/30 (1-1, 0.69ERA, 13IP, 1ER). . . 11 wins in last 13 decisions at minor league level. . . R. Howard Webster Award winner as Knoxville's MVP. . . Named to So. League All-Star team. . . Promoted to Syracuse (AAA) on 7/30 appearing in 6-games. . . Contract purchased by parent club on 8/24. . . ML debut, 2.0 ShO inn, at Chgo on 8/25. . . 1st ML win, 8-0 at Minn. on 8/27 with 4.0 ShO relief inn. . . Became the organization's 1st 20-game winner. . . 1986: Started season with TORONTO appearing in 3G. . . Optioned to Syracuse (AAA) of IL on 4/23. . . Recalled to TORONTO, 6/27-7/1 for crucial series at NY. . . On DL, 7/11-26 with tender left shoulder, undergoing surgery to repair ligament on 1/16/87.

### STEVE DAVIS

Year	Club & League	W-L	ERA	G	GS	CG	SHO	SV	IP	H	R	ER	HR	HB	BB	SO	WP
1982	Med. Hat (Pion.)	5-1	3.44	13	3	0	0	1	36.2	38	15	14	4	0	17	46	1
1983	Florence (S. Atl.)	10-7	3.22	23	23	7	2	0	153.2	129	66	55	7	1	52	167	9
1983	Knoxville (South.)	1-3	6.95	4	4	1	0	0	22.0	26	17	2	0	14	18	2	
1984	Knoxville (South.)	9-6	3.49	27	25	4	2	1	154.2	123	71	60	7	4	96	77	9
1985	Knoxville (South.)	17-6	2.45	27	24	5	3	1	154.0	114	49	42	8	4	72	107	7
1985	Syracuse (Int.)	3-2	2.50	6	6	0	0	0	36.0	19	11	10	2	1	17	34	4
1985	TORONTO (AL)	2-1	3.54	10	5	0	0	0	28.0	23	14	11	5	0	13	22	0
1986	Syracuse (Int.)-a	5-7	5.59	23	19	1	0	0	104.2	104	67	65	15	2	57	80	5
1986	TORONTO (AL)	0-0	17.18	3	0	0	0	0	3.2	8	7	7	2	0	5	5	1
1987	Syracuse (Int.)-b	1-5	9.71	20	10	0	0	0	51.0	71	59	55	10	0	44	31	5
1987	Knoxville (South.)	6-2	3.02	13	11	0	0	0	65.2	54	26	22	6	1	38	37	4
<b>Major League Totals</b>		2-1	5.12	13	5	0	0	0	31.2	31	21	18	7	0	18	27	1

a-On disabled list, July 11-26, 1986

b-On disabled list, May 2-17, 1987

**CARLOS FRANCISCO (Carlos) DIAZ****59**

**Position:** Catcher/First Baseman  
**Birthdate:** December 24, 1964  
**Age:** 23, turns 24 December 24  
**Birthplace:** Elizabeth, New Jersey  
**Resides:** Elizabeth, New Jersey  
**Bats:** Right **Throws:** Right  
**Height:** 6-3 **Weight:** 195  
**M.L. Service:** None

**ACQUIRED:** BLUE JAYS' 14th selection (367th overall) in the June, 1986 Free Agent Draft.

**PERSONAL:** Attended and drafted from Oklahoma State University.

**LAST SEASON:** Spent the season with Dunedin (A) of FSL. . . Placed on DL with a shoulder separation, 4/19-5/14. . . Primarily saw action behind the plate, 71G as catcher and 2G as 1B. . . Committed 7E's in 73G's.

**PROFESSIONAL CAREER: 1986:** Started the season with Ventura (A) of Calif. League and was moved to Medicine Hat (Rookie) of Pioneer League on 6/26. . . Finished the season with St. Catharines (A) of NYP year helping them to a league championship. . . Hit a combined 41-162/.253 for the season.

**CARLOS DIAZ**

Year	Club & League	AVG	G	AB	R	H	2B	3B	HR	RBI	SH-SF	HP	BB	SO	SB-CS
1986	Ventura (Calif.)	.400	2	5	1	2	1	0	0	0	0-0	0	1	2	0-0
1986	Medicine Hat (Pion.)	.313	20	83	11	26	5	2	0	16	0-1	0	6	17	1-0
1986	St. Catharines (NYP)	.176	24	74	9	13	3	1	1	5	0-1	2	7	18	1-0
1987	Dunedin (FSL)	.230	73	230	24	53	6	0	0	27	1-1	1	22	41	3-2

**JAMES RANDALL (Jimmy) ROGERS****60**

**Position:** Pitcher  
**Birthdate:** January 3, 1967  
**Age:** 21, turns 22 January 3  
**Birthplace:** Tulsa, Oklahoma  
**Resides:** Tulsa, Oklahoma  
**Bats:** Right **Throws:** Right  
**Height:** 6-2 **Weight:** 185  
**M.L. Service:** None

**ACQUIRED:** Was BLUE JAYS' 16th round selection (419th overall) in June, 1987 Free Agent Draft.

**PERSONAL:** Single. . . Attended Daniel Webster High School in Tulsa, graduating in 1985. . . Then attended Seminole Jr. College, graduating in 1987.

**LAST SEASON:** Was his 1st pro. season and played for St. Catharines (A) of NYP. . . Avg'd over 1K/IP (60K's/56.1IP). . . T/2nd on club in losses (4). . . All but 1 of 13G's were as a GS'er.

**JIMMY ROGERS**

Year	Club & League	W-L	ERA	G	GS	CG	SHO	SV	IP	H	R	ER	HR	HB	BB	SO	WP
1987	St. Catharines (NYP)	2-4	3.36	13	12	0	0	0	56.1	46	33	21	4	4	24	60	5

**ALEX ANTHONY (Alex) SANCHEZ****33**

**Position:** Pitcher  
**Birthdate:** April 8, 1966  
**Age:** 21, turns 22 on April 8  
**Birthplace:** Antioch, California  
**Resides:** Antioch, California  
**Bats:** Right **Throws:** Right  
**Height:** 6-2 **Weight:** 185  
**M.L. Service:** None

**ACQUIRED:** BLUE JAYS' first round selection, 17th overall, in the June, 1987 Free Agent Draft.

**PERSONAL:** Single. . . Was an All-American in 1986 at UCLA (16-3) and majored in economics. . . Was 1 of 5 pitchers to make All-American team with ML'ers Greg Swindell and Mike Loynd on that team. . .

Disappointing Jr. year (4-5, 5.92ERA) but 101K's in 106IP. . . Was Cubs 20th pick in the 6/84 Free Agent Draft being drafted as an outfielder. Holds UCLA record for wins in a season, 16 in 1986 and strikeouts in a season, 142 in 1986.

**LAST SEASON:** Was 1st pro. season. . . Started the season with St. Catharines (A) of NYP prior to being promoted to Myrtle Beach on 8/28 where he pitched 1G. . . Named to NYP All-Star team and picked by Baseball America as top Major League prospect in the league. . . Led league in K's (116) while leading the staff in wins (8).

**ALEX SANCHEZ**

Year	Club & League	W-L	ERA	G	GS	CG	SHO	SV	IP	H	R	ER	HR	HB	BB	SO	WP
1987	St. Catharines (NYP)	8-3	2.64	17	17	0	0	0	95.1	72	33	28	3	0	38	116	6
1987	Myrtle Beach (SAL)	0-0	3.00	1	0	0	0	1	3.0	2	1	1	1	0	0	4	0

## TODD VERNON (Todd) STOTTLEMYRE 16



**Position:** Pitcher  
**Birthdate:** May 20, 1965  
**Age:** 22, turns 23 on May 20  
**Birthplace:** Yakima, Washington  
**Resides:** Yakima, Washington  
**Bats:** Left                      **Throws:** Right  
**Height:** 6-3                      **Weight:** 190  
**M.L. Service:** None

**ACQUIRED:** Was the BLUE JAYS 1st rd. selection (3rd overall) in the secondary phase of the June, 1985 Free Agent Draft.

**PERSONAL:** Had previously been drafted by the Yankees (6/84) and the Cardinals (1/85). . . Single. . . Son of former Yankee RHP and current Mets Pitching coach Mel and brother of Mel Jr. who is currently in the Royals chain. . . Had a perfect 10-0 record with a 0.72ERA in his senior year at Davis High School in Yakima. . . Then attended Univ. of Nevada-Las Vegas posting a 10-4 record with a team leading 4.20ERA. . . Withdrew from program to be eligible for January, 1985 Free Agent Draft. . . Sat out all of 1984 due to sore right elbow but attended Yakima Valley Community College.

**LAST SEASON:** Spend entire season with Syracuse and reported to BLUE JAYS on 9/1 as a non-roster player. . . Led IL in GS (34), 1st in losses (13), runs allowed (103) and led league in ER (92), BB (87), 2nd in K's (143) and IP (186.2). . . named by Baseball America as one of IL's top prospects. . . 9 of 11 wins attained by 7/2. . . Set club mark in GS. . . 89K's in last 92IP. . . 4HR's in last 97.1IP (17G's).

**PROFESSIONAL CAREER:** 1986: Started season with Ventura County (A) of Calif. League prior to promotion to Knoxville (AA) on 6/21. . . was 2nd in club wins (9), 71st in CG (2), 4th in GS (17), 3rd in K's (104). . . named by Baseball America as league's best prospect. . . Named Calif League's TOPPS player of month for May and BLUE JAYS minor league pitcher for June. . . 3rd on Knoxville in wins (8), GS (18) and K's (1).

## TODD STOTTLEMYRE

Year	Club & League	W-L	ERA	G	GS	CG	SHO	SV	IP	H	R	ER	HR	HB	BB	SO	WP
1986	Ventura(Calif.)	9-4	2.43	17	17	2	0	0	103.2	76	39	28	4	2	36	104	7
1986	Knoxville(South)	8-7	4.18	18	18	1	0	0	99.0	93	56	46	5	1	49	81	4
1987	Syracuse (IL)	11-13	4.44	34	34	1	0	0	186.2	189	103	92	14	6	87	143	10

## PITCHERS AT THE PLATE

The Blue Jays have never had a pitcher bat in a regular season game in their first ten seasons.

DAVE STIEB batted against Minnesota Twins on August 29, 1980 at Exhibition Stadium but he was playing the outfield.

Stieb had gone in to play left field in the 15th inning of a suspended game started on August 28th.

In his only time at the plate he flied out to the center-fielder, Ken Landreaux in the bottom of the 15th. The pitcher was Al Williams.

He played one inning and had no fielding opportunities as the Jays lost 7-5 in 15 innings.

## GRAND SLAMS

## CAREER

Jesse Barfield (1):  
 George Bell (5):  
 Lloyd Moseby (2):  
 Willie Upshaw (2):  
 Ernie Whitt (2):

## THE LAST TIME

April 24, 1982 vs Boston's Tom Burgmeier  
 August 27, 1987 vs Oakland's Greg Cadaret  
 August 31, 1986 vs Minnesota's Mark Portugal  
 June 23, 1987 vs Detroit's Jeff Robinson  
 May 22, 1986 vs Chicago's Richard Dotson

## CAREER PINCH-HITTING

	AVG	AB	H	HR	RBI
BARFIELD	.333	63	21	3	14
BELL	.444	18	8	1	7
BENIQUEZ	.322	115	37	1	21
DUCEY	.333	3	1	0	0
FERNANDEZ	.308	13	4	0	2
FIELDER	.188	32	6	1	4
GRUBER	.200	30	6	1	4
LEACH	.268	127	34	2	21
LEE	.500	6	3	0	1
LIRIANO	1.000	1	1	0	1
McGRIFF	.071	14	1	1	1
MOSEBY	.286	28	8	0	6
MULLINIKS	.304	125	38	2	23
STARK	.000	2	0	0	0
THORNTON	.333	3	1	0	0
UPSHAW	.175	57	10	1	8
WHITT	.222	108	24	4	20

## BEHIND THE SCENES

### DR. RON TAYLOR

#### Team Physician

Toronto native Ron Taylor became the first former major league player to return to the game in the capacity of team physician when he took over as the Blue Jays team doctor in February, 1979.

Taylor, 50, spent 11 years in the major leagues with five different clubs before retiring from the game in 1972. After beginning his major league career with the American League's Cleveland Indians in 1962, Taylor played the next 10 seasons with National League teams including 2½ seasons with St. Louis and five with New York Mets as well as Houston and San Diego. He finished his career with a 45-43 record, 72 saves and a 3.93 ERA. Pitched on 2 World Series teams — 1964 Cardinals and 1969 Mets.

While playing baseball, Taylor obtained a degree in electrical engineering from the University of Toronto where he also undertook his medical studies. He began his medical studies in 1972 and graduated in June 1977. He served his internship at Mount Sinai Hospital in Toronto and returned for a second year in 1978, specializing in sports medicine. Currently runs a sports medicine clinic at Mount Sinai Hospital. Elected to Canadian Baseball Hall of Fame in 1985.

### TOMMY CRAIG

#### Trainer

Tommy 31, starts his 4th full season with the Blue Jays and his second as Head Trainer. ... Attained a BSc in Health and Physical Education with emphasis in sports medicine from East Carolina University. ... Graduated in 12/79. ... Started training career with Cincinnati's, Shelby, NC affiliate in 1978. ... Joined Blue Jays organization in 1980 as head trainer for Kinston, NC. ... Moved to Knoxville (AA) in 1981 before spending the 1982-84 seasons at Syracuse before joining the Blue Jays in Sept. '84. ... Is a certified athletic trainer with National Athletic Trainers Association and a member of the Professional Baseball Athletic Trainers Society. ... Spent winter '84 working at the Houston Sports Medicine Hospital in Columbus, GA focussing on arthroscopic surgery cases. ... Married the former Theresa Rosick, 9/12/81. ... Two children, Sarah (4/26/83) and Geoffrey (12/20/85). ... Resides Palm Harbour, Florida.

### JEFF ROSS

#### Equipment Manager

Jeff is starting his 8th season as the Blue Jays Equipment Manager after succeeding John Silverman prior to the start of the 1981 season. Jeff, a 34-year-old native of Montreal, ran the Visiting Clubhouse at Exhibition Stadium during the Blue Jays first four seasons of operation. Responsibilities include maintenance of all uniforms and equipment as well as overseeing the transport of such items during the regular season.

Jeff graduated from Darcy McGee High School in Montreal and while attending Dawson College, he worked part-time for the Montreal Expos as a member of their ground crew and also in the clubhouses.

A resident of Oakville, Ontario during the off-season, Jeff enjoys golf and fishing. He and his wife Christine have three children, Matthew (13), Christian (7) and Leah (2).

### IAN DUFF

#### Visiting Clubhouse Manager

Single ... 29 yrs old ... Born in Lachine, Quebec and moved to Toronto 13 yrs. later ... Graduate of Silverthorn Collegiate ... Started with the Blue Jays in 1977 as a home clubhouse attendant, a position he held through 1979 ... Spent the 1980 season as the visiting clubhouse attendant ... Appointed Visiting Clubhouse Manager in November, 1981 succeeding Jeff Ross ... Acts as Home Clubhouse Manager during spring training ... Occasionally travels with the team during the season in the position of Acting Blue Jays Equipment Manager ... Primary responsibility is to handle any and all requests of the visiting team while at Exhibition Stadium ... Resides in Mississauga, Ontario.



Dr. Ron Taylor



Tommy Craig



Jeff Ross



Ian Duff

## ITEMS OF INTEREST

**PLAYER LIMITS:** 40 until opening day, when the number must be reduced to 25 until September 1, when it again becomes 40. The minimum number of active players maintained by each club throughout the championship season shall be 24.

**TRADING REGULATIONS:** The trading deadline is July 31.

Trades may be made with any other major league club in the period from the end of the championship season through July 31 (5:00 pm EDT) without waivers. Waivers are required, however:

1. If the assignment is to another major league club: From August 1 and ending at 5 pm EDT the day after the end of the season.
2. If assignment is to a minor league club, with right of recall, at any time after 3 years from the date the player first reported to a major league club during a championship season.
3. If assigned to a minor league club without right of recall, after acquiring 3 years service: At any time during the year.
4. If assigned to a minor league club, without right of recall, at any time prior to acquiring three years of service, special waivers are required between September 1 and the opening of the following season. If player is claimed, request may be withdrawn. If no claims are made, club has 7-day period in which to make assignment to minor leagues.

**WAIVERS:** The 1985 collective bargaining agreement brought about changes in the waivers process. Following is information on the new waiver agreements:

**SUBSTANTIVE**

- The "trading deadline" is now *July 31*. Waivers are required for any inter- or intra-Major League assignment during the period beginning August 1 and ending at 5 pm ET the day after the end of the season. During the other ten months of the year no waivers are needed.
- It will be easier to compute which players need waivers before they may be optioned: if three years (less one for each previously spent on option) have elapsed since the player *actually* reported to the Major Leagues for the first time, waivers are required. The date of actual physical reporting will be used as the benchmark instead of the date the player was first placed on a club's 40-man roster.
- The procedure for outright assignments to the National Association remains unchanged from the 31st day of each season until August 31; during this period, ordinary waivers are required. However, from September 1 until the 30th day of the following season, special waivers are required:  
The club must tender a special waiver request specifying that waivers are requested for the purpose of outright assignment to the National Association. The claiming period, as with other waivers, is three business days, and an assignment pursuant to special waivers must be completed by 2 pm ET the seventh day after the waivers were secured.
- Seventy-two-hour waivers, secured on players recalled not to report, continue unaffected except insofar as they no longer suffice for an outright assignment to the National Association during those times in the year when special waivers are required.

**PROCEDURAL**

- Waiver requests deadline is now 2:00 pm Eastern Time.
- Claiming period is now *three business days* for all waiver requests, including "special waivers" and waivers for the purpose of unconditional release.
- AL Only and NL Only waivers have been abolished.
- In the event of claims, withdrawals period is *two* business days.
- A club may withdraw once *per waiver period* on any one player.
- New waiver periods:  
November 11–30th day of season  
31st day of season–July 31  
August 1–November 10
- "Special waivers" and waivers for the purpose of unconditional release may both be requested during the closed period, October 10–November 10.
- Waiver price for selected and draft-excluded players is now \$25,000, and may be set by agreement (\$20,000 minimum) in all other waiver assignments. Rules on priority of claim are unchanged.
- Closed period on selected and draft-excluded players now runs from October 10 through the 25th day before Opening Day, and no assignments may be made pursuant to such waivers until 15 days before Opening Day. "Dates to Remember", from the league offices, will specify the correct dates each year.

**FREE AGENCY (RE-ENTRY):** The 1985 collective bargaining agreement brought about changes in the free agency process. Following is the appropriate information:

Six years of Major League Service continues to be required to be eligible for free agency.

The Re-Entry Draft has been abolished.

A player has 15 days from the first day following the World Series to file for free agency.

By December 7, former club must offer to arbitrate or becomes ineligible to sign player. By December 19, player must accept offer or on January 9 former club becomes ineligible to sign the player. (Ineligible club regains eligibility the following May 1.)

If club and player proceed to arbitration, maximum salary cut rules do not apply.

Player who accepts former club's offer to arbitrate is not subject to repeater rights limitations.

**SALARY ARBITRATION:**

Beginning in 1987, three years Major League Service required for eligibility.

Beginning in 1987, maximum cut rules do not apply if in immediately preceding year player won arbitration increase of over 50%.

Beginning in 1987, arbitrator is officially instructed to give particular attention for purposes of comparison to salaries of players with Major League Service no more than one annual service group higher than player who is arbitrating.

**FREE AGENT DRAFT RULE (AMATEUR DRAFT) – REVISED FOR 1987:** One selection meeting shall be conducted each year in June to be known as the "Summer Meeting."

Major League Clubs shall select in reverse order of their league standing at the close of the preceding season (determined by the percentage of games it won). No club may transfer to another club its right to select.

A selected player shall be placed on a club's Negotiation List and shall remain, thereon until the start of the Closed Period (The seven days preceding the Summer Meeting) of the next selection meeting, unless at an earlier date he (1) signs a contract (2) is removed because he was not eligible for selection (3) becomes a College Player by entering or returning to college.

A club may not transfer its Negotiation Right to any other club.

**REGULATION GAME:** A regulation game consists of nine innings unless extended because of a tie score or shortened because (1) the home team needs none of its half of the ninth or only part of it; or (2) because the umpire-in-chief calls the game after five completed innings. A regulation game may be less than five innings if the home team is ahead after the first of the fifth, or takes the lead or ties the score while at bat in the fifth.

**TIE GAME:** A regulation game that is called by the umpire-in-chief when both teams have the same number of runs in a tie game. Individual player performances are official and are entered in the records, but the game does not count in the League standings and may be re-scheduled at a later date.

**SUSPENDED GAME RULE:**

**Rule 4.12 SUSPENDED GAMES**

(a) A league shall adopt the following rules providing for completion at a future date of games terminated for any of the following reasons:

- (1) A curfew imposed by law;
- (2) A time limit permissible under league rules;
- (3) Light failure or malfunction of a mechanical field device under control of the home club. (Mechanical field device shall include automatic tarpaulin or water removal equipment.);
- (4) Darkness because of any law, the lights may not be turned on.
- (5) Weather, if the game is called while an inning is in progress and before it is completed, and one of the following situations prevails:
  - (i) The visiting team has scored one or more runs to tie the score, and the home team has not scored.
  - (ii) The visiting team has scored one or more runs to take the lead, and the home team has not tied the score or retaken the lead.

(b) Such games shall be known as suspended games. No game called because of a curfew, weather, or a time limit shall be a suspended game unless it has progressed far enough to have been a regulation game under the provisions of Rule 4.10. A game called under the provisions of 4.12(a)(3) or (4) shall be a suspended game at any time after it starts.

(c) By amending NOTE to read as follows:

**NOTE:** Weather and similar conditions—4.12(a) (1 through 5)—shall take precedence in determining whether a called game shall be a suspended game. A game can only be considered a suspended game if stopped for any of the five (5) reasons specified in Section (a). Any legal game called due to weather with the score tied (unless situation outlined in 4.12(a)(5)(i) prevails) is a tie game and must be replayed in its entirety.

(c) A suspended game shall be resumed and completed as follows:

- (1) Immediately preceding the next scheduled single game between the two clubs on the same grounds; or
- (2) Immediately preceding the next scheduled double-header between the two clubs on the same grounds, if no single game remains on the schedule, or
- (3) If suspended on the last scheduled date between the two clubs in the city, transferred and played on the grounds of the opposing club, if possible;
  - (i) Immediately preceding the next scheduled single game, or
  - (ii) Immediately preceding the next scheduled double-header, if no single game remains on the schedule.
- (4) If a suspended game has not been resumed and completed on the last date scheduled for the two clubs, it shall be a called game.

(d) A suspended game shall be resumed at the exact point of suspension of the original game. The completion of a suspended game is a continuation of the original game. The lineup and batting order of both teams shall be exactly the same as the lineup and batting order at the moment of suspension, subject to the rules governing substitution. Any player may be replaced by a player who had not been in the game prior to the suspension. No player removed before the suspension may be returned to the lineup. A player who was not with the club when the game was suspended may be used as a substitute, even if he has taken the place of a player no longer with the club who would not have been eligible because he had been removed from the lineup before the game was suspended.

**4.11(d)**

A called game ends at the moment the umpire terminates play. EXCEPTION: If the game is called while an inning is in progress and before it is completed, the game becomes a SUSPENDED game in each of the following situations:

- (1) The visiting team has scored one or more runs to tie the score and the home team has not scored.
- (2) The visiting team has scored one or more runs to take the lead and the home team has not tied the score or retaken the lead.

**DISABLED LISTS; REGULAR DISABLED LIST:** Maximum number of players on list at any one time—three

(3). Minimum period of inactivity—twenty-one (21) days. Players may not be placed on the Regular Disabled List earlier than fifteen (15) days prior to the start of the Championship Season. **SUPPLEMENTAL DISABLED LIST:** Maximum number of players on list at one time—two (2) of which no more than one (1) may be a pitcher. Minimum period of inactivity fifteen (15) days. **SPECIAL DISABLED LIST:** Maximum number of players on list at any one time—one (1). Minimum period of inactivity—thirty (30) calendar days. Placements on this List are limited to Clubs who have two (2) players on the Supplemental Disabled List, and three (3) players on the Regular Disabled List, and subsequently incur an injury or ailment to a player whose estimated disability will exceed twenty-one (21) days, yet be less than sixty (60) days. **EMERGENCY DISABLED LIST:** Maximum number of players on list at one time—no limit. Minimum period of inactivity—sixty (60) calendar days. Players placed on this list after August 1st shall remain there for the balance of the season.

Day 1 is day following player's last game appearance.

Reinstatements may be made beginning Day 16, 22, 31, or 61 respectively; after minimum period has expired player may be reinstated at any time (except in certain "Emergency" cases . . . see above).

**AMERICAN LEAGUE CURFEWS:** No inning of an American league night game can start after 1:00 a.m., local time. Any inning started prior to 1:00 a.m. can be completed. Curfews shall be waived for the final series of the season between two teams in each of the cities.

Any game, regardless of length, called because of the time curfew, becomes a suspended game and must

## 54 • ITEMS OF INTEREST

be completed from the exact point of interruption before the teams play their next scheduled game against each other.

**DEFINITION OF NIGHT GAME:** Any game scheduled to start after 6:00 p.m. (i.e. 6:01 p.m., or later), will be considered a night game. If a game is scheduled to start at 6:00 p.m., and is delayed by rain or for any other reason, it will be considered a day game.

However, both games of a two-night doubleheader shall be considered night games. When afternoon and night games are played on the same date and separate admissions are charged, they will be counted as one day and one night game, and will not be included in doubleheader statistics.

**BATTING CHAMPIONSHIP QUALIFICATIONS:** A batting champion must have 502 or more actual plate appearances. (The equivalent of 3.1 appearances for each of the 162 scheduled games.) If, however, there is any player with fewer than the required number of plate appearances whose average would be the highest if he were charged with the required number of official at bats, then the player shall be awarded the batting championship.

**EARNED-RUN AVERAGE CHAMPION QUALIFICATIONS:** To win the earned-run average championship a pitcher must pitch at least as many innings as the number of games scheduled for each club in his league that season and have the lowest earned-run average.

**FIELDING CHAMPIONSHIP QUALIFICATIONS:** The individual fielding champions shall be the fielders with the highest fielding average at each position, provided:

- (1) A catcher must have participated as a catcher in at least one-half the number of games scheduled for each club in his league that season;
- (2) An infielder or outfielder must have participated at his position in at least two-thirds of the number of games scheduled for each club in his league that season;
- (3) A pitcher must have pitched at least as many innings as the number of games scheduled for each club in his league that season. EXCEPTION: If another pitcher has a fielding average as high or higher, and has handled more total chances in a lesser number of innings, he shall be the fielding champion.

**DETERMINING THE MAGIC NUMBERS:** Determine the number of games yet to be played, add one, then subtract the number of games ahead in the loss column of the standings from the closest opponent.

**DETERMINING BATTING AVERAGE:** Divide the number of at bats into the number of hits.

**DETERMINING AN EARNED-RUN AVERAGE:** Multiply the number of earned runs by nine; take the number and divide it by the number of innings pitched.

**DETERMINING SLUGGING PERCENTAGE:** Divide the total bases of all safe hits by the total times at bat. (At bats do not include walks, sacrifices, hit by pitcher, or times awarded first base because of interference or obstruction.)

**DETERMINING ON BASE PERCENTAGE:** Add the total of hits, walks and hit by pitches and divide by the total of at-bats, walks, hit by pitches and sacrifice flies.

**DETERMINING FIELDING AVERAGE:** Divide the total putouts and assists by the total of putouts, assists and errors.

**DETERMINING PERCENTAGE OF GAMES WON AND LOST:** Divide the number of games won by the total games won and lost.

**CONSECUTIVE HITTING STREAKS:** A consecutive hitting streak shall not be terminated if the plate appearance results in a base on balls, hit batsman, defensive interference or a sacrifice bunt. A sacrifice fly shall terminate the streak.

**CONSECUTIVE-GAME HITTING STREAKS:** A consecutive-game hitting streak shall not be terminated if all the player's plate appearances (one or more) result in a base on balls, hit batsman, defensive interference or a sacrifice bunt. The streak shall terminate if the player has a sacrifice fly and no hit. The player's individual consecutive-game hitting streak shall be determined by the consecutive games in which the player appears and is not determined by his club's games.

**CONSECUTIVE-GAME PLAYING STREAK:** A consecutive-game playing streak shall be extended if the player plays one-half inning on defense, or if he completes a time at bat by reaching base or being put out. A pinch-running appearance only shall not extend the streak. If a player is ejected from a game by an umpire before he can comply with the requirements of this rule, his streak shall continue.

**SUSPENDED GAMES:** For the purpose of this rule, all performances in the completion of a suspended game shall be considered as occurring on the original date of the game.

**"SAVE" RULE:** A pitcher shall be credited with a save when he meets all three of the following conditions:

- (1) He is the finishing pitcher in a game won by his club, and
- (2) He is not the winning pitcher, and
- (3) He qualifies under one of the following conditions:
  - (a) He enters the game with a lead of no more than three runs and pitches for at least one inning, or
  - (b) He enters the game regardless of the count, with the potential tying run either on base, at bat, or on deck (that is, the potential tying run is either already on base or is one of the first two batsmen he faces), or
  - (a) He pitches effectively for at least three innings.

**DESIGNATED HITTER RULE:** A hitter may be designated to bat for the pitcher in any spot in the batting order in any game without affecting the status of the pitcher. The designated hitter must be selected and be included on the lineup cards presented to the umpire-in-chief prior to the game. Failure to do so precludes the use of a designated hitter for that game.

The designated hitter is "locked" into the batting order but may be removed for a pinch-hitter or pinch-runner, who in turn becomes the designated hitter. The designated hitter, while still in the game, may be used defensively but the pitcher then assumes the batting order of the replaced defensive player, thus terminating the designated hitter role.

The designated hitter is eligible for all American League batting titles.

The designated hitter named in the starting lineup must come to bat at least one time, unless the opposition changes pitchers.

**SCORING RULE ON PINCH-HITTERS:** A player shall be considered a pinch-hitter only if he enters the game as a substitute batter and then only on his first time at bat which must be before he becomes a fielder. If the team bats around and a pinch hitter comes up a second time in the inning in which he first appeared he will not be considered a pinch hitter during that second time up.

A substitute hitter for a Designated Hitter is both a pinch hitter and a designated hitter on his first time at bat. On subsequent trips to the plate he is a Designated Hitter only.

**EARNED-RUNS RULE:** The determination of earned-run is as follows:

'An earned-run is a run for which the pitcher is held accountable. In determining earned-runs, the inning should be reconstructed without the errors and passed balls; and the benefit of the doubt should always be given to the pitcher in determining which bases would have been reached with errorless play.'

Until 1969, the reliever could not be charged with an earned-run if he entered the game after the side could have been retired but for an error, no matter how many runs he subsequently gave up in that inning. Now, runs, scored by batters who reach base off the reliever are charged as earned on that pitcher's record. They are not, however, charged as earned against the team as a whole. Therefore, a discrepancy may occur between the total earned-runs charged against a team and the sum total of the earned-runs charged against the individual pitchers of that team.

**DOCTORED BAT:** A batter is out for illegal action when he uses or attempts to use a bat that, in the umpire's judgment, has been altered or tampered with in such a way to improve the distance factor or cause an unusual reaction on the baseball. This includes bats that are filled, flat-surfaced, nailed, hollowed, grooved or covered with a substance such as paraffin, wax, etc. No advancement on the bases will be allowed and any out or outs made during a play shall stand. In addition to being called out, the player shall be ejected from the game and may be subject to additional penalties as determined by his League President. (Rule 6.06d).

**DETERMINING A "MAJOR LEAGUE YEAR":** 172 days constitute a full year in the major leagues.

**MAJOR LEAGUE SERVICE:**

is credited for each day the player appears on an active roster or major league disabled list or suspended list.

in the case of a player called up from the minor leagues, is credited beginning with the date he physically reports.

in the case of a major league player who is traded and reports in the normal course, service is not interrupted.

in the case of a player sent down to the minor leagues, is credited through the date of the assignment.

in the case of a player who is unconditionally released, is credited through the date waivers were requested.

in the case of a player designated for release or assignment (MLR 2), is credited after the designation, through the date of the actual assignment or the request for unconditional release waivers.

for a player who appears on his club's opening day roster, is credited as of the earliest scheduled opener, without regard to the actual opening date of his own club.

is credited at the rate of 172 days per "year", though the season is actually 182 days long.

is not credited during any period or periods of optional assignment totalling 20 days or more during a single season.

**ROOKIE QUALIFICATION:** A player shall be considered a rookie unless, during a previous season or seasons, he has (a) exceeded 130 at bats or 50 innings pitched in the major leagues; or (b) accumulated more than 45 days on the active roster of a major league club or clubs during the period of a 25-man limit (excluding time in military service).

**GAME WINNING RBI:** The RBI that gives the club the lead it never relinquishes. (Note: There does not have to be a game-winning RBI in every game and all game-winning RBIs must conform to RULE 10.04).

**PLAYING RULES:**

**Spectator Interference**—batter, runner and other runner(s) will be placed at the base(s) which the umpires feel they would have reached with no interference.

**Time**—ball is dead, play suspended. This sign used when ball is foul, umpire then pointing to foul territory.

**Batted Balls Fair or Foul**—if fair, umpire points to fair territory—if foul he raises arms overhead (as in "Time" above) and then turns and points to foul territory, and vocally calls "foul"

**SCHEDULE:** The AL schedule uses a balanced format in which each club plays twelve games against all 13 opponents, for a total of 156 games. This includes six home contests and six away against each opponent. However, in order to reach the seasonal total of 162 games, it is necessary to add six games to the above 156 total. This is accomplished by having each club play six additional games within its division—three home and three away, one with each club in its division.

## TRIPLE PLAYS

**By Toronto**

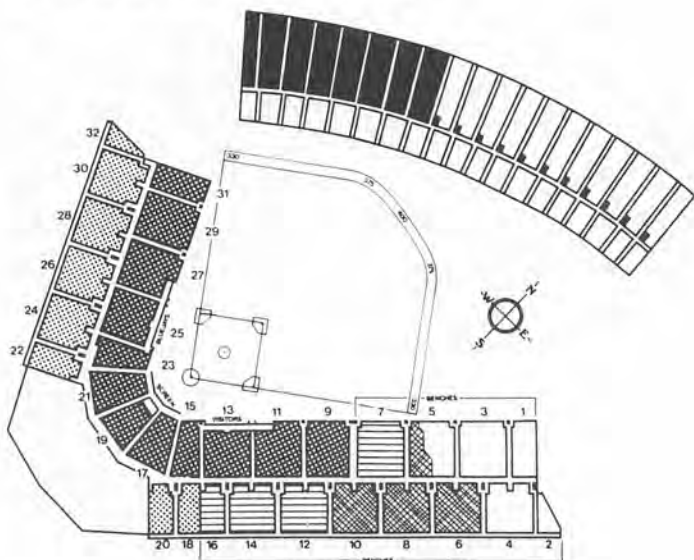
APR. 22/78 vs. Chicago at Toronto—With Jim Clancy pitching in the Chicago second, after Bobby Bonds homered Lamar Johnson doubled and stayed at second on an infield hit by Ron Blomberg. Junior Moore followed with an attempted bunt that was lined to Clancy who threw to John Mayberry at first to double Blomberg. Mayberry then fired the ball to Luis Gomez at second and Johnson was tripled up before he could return to the bag. Final Score Toronto 4 Chicago 2

SEPT. 7/79 at Cleveland—With Phil Huffman pitching in Cleveland's eighth and the bases loaded, Ted Cox grounded to third baseman, Roy Howell, who stepped on the bag forcing Mike Hargrove, threw to second baseman, Luis Gomez, who erased Rick Manning and then relayed to first baseman, John Mayberry to nip Cox. Final Score Cleveland 9 Toronto 8

SEPT. 21/79 vs New York at Toronto—With Tom Underwood pitching in New York's seventh, Chris Chambliss and Roy Staiger were at first and second on consecutive singles. Damaso Garcia, the batter, lined sharply to second baseman Dave McKay, who threw to Craig Kusick at first to double Staiger. Kusick relayed to shortstop Alfredo Griffin at second base to catch Chambliss off base for the third out. Final Score—Toronto 3 New York 2

**By Opposition**

SEPT. 9/78 vs. Baltimore at Toronto—With Scott McGregor pitching in the Blue Jays sixth Doug Auld and Dave McKay hit consecutive singles to put Toronto runners on first and second. Rick Cerone followed with a hard grounder to Doug DeCinces who stepped on third for the first out and then threw to Rick Dauer at second for a forceout. Dauer then fired the ball to first baseman Eddie Murray, beating Cerone to the bag. Final Score—Baltimore 4 Toronto 0



## EXHIBITION STADIUM

Seating Capacity: 43,737

### Playing Field Distances

Left Field	330	Centre Field	400
Left Centre	375	Right Centre	375
		Right Field	330

Height of Wall 12 feet

Toronto Blue Jays Baseball Club  
Exhibition Stadium, Exhibition Place

Fax: (416) 595-5541  
Turf: AstroTurf

### Mailing address

Box 7777, Adelaide Street P.O.  
Toronto, Ontario M5C 2K7  
(416) 595-0077

### Admission Prices

	Seats	Single Game	Season
Field Level, Chair	11,300	\$15.00	\$1215.00
Upper Level, Chair	6,600	\$13.00	\$1053.00
First Base Reserved, Bench	5,100	\$10.00	\$810.00
Right Field Reserved, Bench	6,700	\$ 7.00	\$567.00
General Admission	14,037	\$ 4.00	

### GAME TIMES

Day Games	1:35 p.m.
Exceptions: April 14, May 12, June 15, August 24	12:35 p.m.
April 30	1:20 p.m.
August 21, Sept. 3, 4	1:05 p.m.
July 30	2:20 p.m.
Night Games	7:35 p.m.
Doubleheaders	1:35 p.m.
Two-Night Doubleheaders	5:35 p.m.

## TORONTO GROUND RULES Exhibition Stadium

- Foul poles are outside of the playing field. Any batted ball hitting foul pole above fence is a home run.
- Ball sticking in the fence or padding, or going through wire screen in front of general admission stands—2 Bases.
- Ball remaining under or behind tarpaulin—out of play.
- Ball going into bullpen bench and rebounding onto playing field—In Play.
- Ball hitting any portion of fence or screen in back of home plate—In Play.
- Ball hitting padding and bouncing over fence—2 Bases.
- A fairly batted or thrown ball that crosses the yellow line in front of the dugout's is considered in the dugout.

**NAME OF STADIUM:** Exhibition Stadium  
**CONSTRUCTED:** 1975-76  
**OPENED:** For baseball on April 7, 1977  
**SCOREBOARD:** Electronic scoreboard built by Stewart-Warner; installed 1978 (41 feet high, 131 feet long).

Exhibition Stadium is situated on the grounds of Exhibition Place at the edge of Lake Ontario in downtown Toronto. The fairgrounds site is a 350-acre complex of exhibition buildings, amusement park, landscaped gardens, restaurants, and concert facilities. It is the home of the Canadian National Exhibition, the largest fair of its kind in the world. The Exhibition, annually attracts over three million visitors in its three-week run from mid-August through Labour Day.

The Stadium also overlooks Ontario Place, a provincial park and entertainment complex of restaurants, cinemas, exhibits, recreation facilities, children's village, and a marina, all in a strikingly modern setting.

The Stadium is owned by the Municipality of Metropolitan Toronto and operated by the Exhibition Stadium Corporation. Built at a cost of \$17.8 million and financed by Metropolitan Toronto and a loan from the Province of Ontario, the Stadium is the home of the Blue Jays and the Toronto Argonauts of the Canadian Football League.

#### SOME FACTS ABOUT EXHIBITION STADIUM

- Capacity 43,737 for baseball and 53,816 for football.
- Monsanto Astroturf surface of 160,000 square feet is largest artificial playing surface in North America. New surface installed for 1985 season.
- Construction started in December 1974.
- Most of infield, including pitcher's mound, home plate, and first base, is located outside of football field area, allowing for permanent installation.
- Second and third base locations are convertible.
- Slope gradient of 1% for baseball and 2% for football.
- Chain-link outfield fence, 12 feet high, lower eight feet padded.
- Warning track made of textured synthetic Chevron.
- Distance from fair territory to out-of-play is 47 feet, 6 inches, at first base and third base, and 60 feet directly behind home plate to screen.
- 20 light standards, each 180 feet high, providing 250 foot-candles of illumination on the infield.
- Dugouts connected to clubhouses by tunnels, TV camera locations provided at end of dugouts.
- Height of stadium at outside wall behind home plate—65 feet.
- 14 private club boxes, leased by Exhibition Stadium Corporation.
- Concessions operated by VS Services.
- Electronic scoreboard built by Stewart-Warner, installed 1978 (41 feet high, 131 feet long).

#### FIRST GAME PLAYED AT EXHIBITION STADIUM

The Blue Jays slugger their way to a 9-5 triumph over the Chicago White Sox in their April 7, 1977, debut.

Despite snow flurries before the game and near-freezing temperatures, 44,649 fans witnessed the exciting contest, which featured 16 hits by the Blue Jays and 15 by Chicago.

Doug Ault smaked two homers and a single and rookie Al Woods hit a pinch-homer in his first big-league at bat for Toronto. Richie Zisk had four hits for the visitors.

### EXHIBITION STADIUM FIRSTS

**GAME** — Thurs. April 7, 1977 (Blue Jays 9, Chicago White Sox 5)  
**ATTENDANCE** — 44,649 **TIME/TEMP.** — 3:22/0°C (32°F)  
**PITCHER** — Bill Singer, Toronto  
**BATTER** — Ralph Garr, Chicago (walked)  
**PLATE UMPIRE** — Nestor Chylak  
**PITCH** — Called strike  
**HIT** — Home run by Richie Zisk, first inning, none on  
**RUN** — Ralph Garr (scored on sacrifice fly by Jorge Orta)  
**SINGLE** — Jim Spencer, Chicago, April 7, 1977, first inning  
**DOUBLE** — Richie Zisk, Chicago, April 7, 1977, second inning  
**TRIPLE** — Ron LeFlore, Detroit, April 12, 1977, fifth inning  
**HOME RUN** — Richie Zisk, April 7, 1977, first inning  
**FIRST RBI** — Jorge Orta, Chicago, April 7, 1977, 1st inning  
**INSIDE-THE-PARK HOME RUN** — Cecil Cooper, Milwaukee, May 5, 1977 (fifth inning)  
**GRAND SLAM HOME RUN** — Hector Torres vs. New York, June 27, 1977 (fifth inning, off Ron Guidry)  
**TWO HOME-RUN GAME** — Doug Ault, Toronto, April 7, 1977  
**THREE HOME-RUN GAME** — John Mayberry, K.C., June 1, 1977  
**PINCH-HIT HOME RUN** — Al Woods, Toronto, April 7, 1977 (fifth inning)  
**WINNING PITCHER** — Jerry Johnson, Toronto (in relief), April 7, 1977  
**LOSING PITCHER** — Ken Brett, Chicago (starter), April 7, 1977  
**SAVE** — Pete Vuckovich, Toronto, April 7, 1977  
**PUTOUT** — Steve Bowling, Toronto (fly ball to right field) April 7, 1977  
**ASSIST** — Hector Torres, Toronto (ground ball to shortstop) April 7, 1977  
**ERROR** — Rick Cerone, Toronto, April 7, 1977  
**SHUTOUT** — Ferguson Jenkins, Boston, Sun. April 24, 1977 (9-0)  
**COMPLETE GAME** — Dave Lemanczyk, Toronto vs. Chicago, April 9, 1977  
**WALK** — Ralph Garr by Bill Singer, April 7, 1977 (first inning)  
**STRIKED OUT** — John Scott by Ken Brett, April 7, 1977 (first inning)  
**FORFEIT** — Baltimore, Thurs. September 15, 1977 (Blue Jays 9, Baltimore 0)  
**NIGHT GAME** — Mon., May 2, 1977 vs. Milwaukee (Brewers 3, Blue Jays 1)  
**STOLEN BASE** — Ralph Garr, Chicago, April 7, 1977 (first inning)  
**TRIPLE PLAY** — Clancy to Mayberry to Gomez, April 22, 1978 (sixth inning)  
**BALK** — Balor Moore, Toronto vs. Seattle, May 13, 1978  
**ONE-HITTER** — Chris Knapp, California, September 3, 1978 (Angels 3, Blue Jays 1)  
**NO-HITTER** — Never happened



# SKYDOME™

Beginning in 1989 the Blue Jays will play in the new retractable roof domed stadium being currently built at the foot of the CN TOWER in downtown Toronto.

In the heart of Metropolitan Toronto, described by Fortune magazine as "one of the world's newest great cities", an exciting new development is taking shape that will make this 'great' city even greater! It's the new 'domed' Stadium that will be 'like no other in the world!'"

This revolutionary entertainment complex will be the world's first multi-purpose stadium with a retractable roof. Rain or shine, it will accommodate not only major league sports franchises like the Toronto Blue Jays but also provide magnificently versatile facilities for large exhibitions, trade shows, concerts, musical extravaganzas and other attractions of all kinds. Expected to attract upwards of 4 million spectators annually, it will add yet another exciting new dimension to Toronto's lifestyle and reputation as financial capital, cultural centre, communications hub and tourist mecca.

"The SkyDome" will also be a showpiece for Ontario and Canadian architectural and engineering design, and construction technology.

The Stadium Corporation of Ontario is a Provincial Crown Corporation responsible for development and construction of the new 'domed' Stadium. It, together with a group of major Canadian Corporations has put together a financial package that is making a 'dream' Stadium a reality.

This partnership is a truly unique blending of government and business interests. The Provincial and Metro governments have each allocated \$30 million towards the project, while the public sector companies have invested upwards of \$100 million. Upon completion, the Stadium will be owned and operated by the partnership.

Other funding is to be generated through a variety of promotional programs involving the general public.

The unique financing arrangements for "The SkyDome", blending government and private sector investments in a common purpose, will stand as a model of what enlightened teamwork can accomplish.

Most of all "The SkyDome" will be a year-round people place, where residents and visitors alike will come to enjoy themselves in an extra-ordinary entertainment environment.

## DOMES DATA

- Site preparation began in April 1986.
- Official Ground-breaking took place on October 3, 1986.
- Target for opening is April 1989.
- The Stadium will be in operation an estimated 210 days a year, with approximately 100 days devoted to major league sports.
- There will be approximately 54,000 seats for baseball and 56,000 for football and up to 70,000 for concerts.
- There will be 161 private boxes and 5,000 club seats.
- Encompassing an area of eight acres, the Stadium roof will be large enough to cover a 32 home sub-division.
- The roof will rise to an inside height of 86 metres (282 feet), sufficient to fit a 31 storey apartment building at centre field with the roof closed.
- The roof will open or close within 20 minutes.
- Artificial turf will be ASTRO TURF "8"
- Scoreboard will be SONY JUMBOTRON
- 100 percent of the field and 91 percent of the Stadium seats will be uncovered with the roof in the retracted mode.
- During the construction phase, an estimated 10,200 person-years of employment will be created in Ontario.
- When the Stadium is in operation it will contribute an estimated \$326 million annually to the economy of Metropolitan Toronto plus an additional \$50 million to the overall economy of Ontario.
- The hospitality and tourism industry is expected to be stimulated by \$300 million in additional expenditures annually.
- Estimated cost \$380 million (Canadian)
- Design — Rod Robbie and Michael Allen
- Design Build Contractor — Ellis-Don Limited
- Architect & Structural Engineer — The Robbie/Adjeleian/Norr Consortium
- Dome Information (416) 964-DOME

### BLUE JAYS EXTRA-INNING RECORDS

	GP	W-L		GP	W-L
1977	15	4-11	1983	17	11-6
1978	15	7-8	1984	18	6-12
1979	12	2-10	1985	17	12-5
1980	18	10-8	1986	23	10-13
1981	9	1-8	1987	16	10-6
1982	15	10-5			

### NON-PITCHERS WHO PITCHED FOR THE BLUE JAYS

Player	Regular Position	Year(s) Pitched	W-L	ERA	G	GS	IP	H	BB	SO
Bailor, Bob	IF/OF	1980	0-0	7.71	3	0	2.1	4	1	0
Kusick, Craig	1B	1979	0-0	4.91	1	0	3.2	3	0	0
Leach, Rick	1B/OF	1984	0-0	27.00	1	0	1.0	2	2	0

### BLUE JAYS WHO LED LEAGUE IN FIELDING

Rance Mulliniks, 3B, 1964	968	Tony Fernandez, SS, 1986	.983
Rance Mulliniks, 3B, 1985	971	Jimmy Key, P, 1986	1,000
Rance Mulliniks, 3B, 1986	975		

### YOUNGEST BLUE JAYS

Three teenagers have performed for the Blue Jays.

	Birthdate	Date of 1st Game	Age at 1st Game
Brian Milner	Nov. 17, 1959	June 23, 1978	18 yrs. 7 mths. 6 days
Fred Manrique	Nov. 5, 1961	Aug. 23, 1981	19 yrs. 9 mths. 18 days
Manny Lee	June 17, 1965	April 10, 1985	19 yrs. 9 mths. 24 days

### BLUE JAYS SWITCH-HITTERS

Alan Ashby	- C	Dave Collins	- OF
Dave McKay	- IF	Tony Fernandez	- IF
Bobby Brown	- OF	Mitch Webster	- OF
Alfredo Griffin	- IF	Manny Lee	- IF
Ted Wilborn	- IF	Nelson Liriano	- IF
Geno Petralli	- C/IF		

**BACK-TO-BACK-TO-BACK HOME RUNS:** The Blue Jays have hit three consecutive home runs, twice in their ten year history. The first time it happened was April 26, 1984 vs Oakland at Exhibition Stadium. In the bottom of the 6th inning with one out Willie Upshaw had a solo home run to left on the first pitch. George Bell followed with another home run to left on a 3-2 count. Jesse Barfield completed the trio of home runs with one to right field on 0-1 pitch. All three home runs came off RHP, Mike Warren. Final score of game was Oakland 7, Toronto 4. The last time was September 12, 1987 vs. the Yankees at Exhibition Stadium. With two out in the 8th inning Ernie Whitt hit a three-run HR against Tom Fulton. That was followed by solo shots by Jesse Barfield and Kelly Gruber also against Fulton. The final score was Toronto 13, New York 1.

**THREE HOME RUNS IN A GAME:** Did you know that Otto Velez and Ernie Whitt are the only Blue Jays players to hit three HR's in one game? . . . Velez hit his in the first game of a DH on May 4, 1980 vs Cleveland at the expense of Dan Spillner, Wayne Garland and Sid Monge. . . Whitt hit his against Baltimore on September 14, 1987 vs Ken Dixon (2) and Tony Arnold. . . Four opponents have hit three home runs in a game off Blue Jay pitching and all four have done it at Exhibition Stadium. . . John Mayberry (Kansas City) on June 1, 1977; Cliff Johnson (New York) on June 30, 1977; Eddie Murray (Baltimore) on September 14, 1980; Jim Rice (Boston) on August 29, 1983 (2nd game).

### HITTING FOR THE CYCLE

Since 1900, major league batters have hit single-double-triple-homer in a game 165 times — 85 in the American League and 80 in the National League.

No Blue Jay has ever hit for the cycle.

Only two opponents have hit for the cycle vs the Blue Jays.

Mike Cabbage, Minnesota Twins, July 27, 1978 at Minnesota

Rich Gedman, Boston Red Sox, September 18, 1985 at Boston.

## 1987 AMERICAN LEAGUE STATISTICS

## FINAL STANDINGS 1987 SEASON

AMERICAN LEAGUE WEST					AMERICAN LEAGUE EAST				
Club	Won	Lost	Pct.	Games Behind	Club	Won	Lost	Pct.	Games Behind
Minnesota	85	77	.525	—	Detroit	98	64	.605	—
Kansas City	83	79	.512	2	Toronto	96	66	.593	2
Oakland	81	81	.500	4	Milwaukee	91	71	.562	7
Seattle	78	84	.481	7	New York	89	73	.549	9
Chicago	77	85	.475	8	Boston	78	84	.481	20
California	75	87	.463	10	Baltimore	67	95	.414	31
Texas	75	87	.463	10	Cleveland	61	101	.377	37

## 1987 TOTAL PERFORMANCE

Club	Bos	NY	Det	Tor	Cle	Mil	Balt	Cal	Tex	KC	Oak	Chi	Min	Sea	Won	Lost	PCT
<b>EASTERN DIVISION</b>																	
Detroit	—	7	6	5	11	9	9	8	5	5	7	9	9	8	98	64	.605
Toronto	6	—	4	7	7	12	8	9	4	5	10	8	7	9	96	66	.593
Milwaukee	7	9	—	7	7	11	9	3	8	6	4	6	5	9	91	71	.562
New York	8	6	6	—	6	10	7	6	7	5	7	7	9	5	89	73	.549
Boston	2	6	6	7	—	12	7	7	6	4	7	3	4	7	78	84	.481
Baltimore	4	1	2	3	1	—	7	5	9	7	4	8	9	7	67	95	.414
Cleveland	4	5	4	6	6	6	—	3	6	4	5	5	5	2	61	101	.377
TOTALS																	
<b>WESTERN DIVISION</b>																	
Minnesota	4	3	9	6	5	7	9	—	5	10	9	7	5	6	85	77	.525
Kansas City	7	8	4	5	6	3	6	3	—	5	9	7	8	7	83	79	.512
Oakland	7	7	6	7	8	5	8	8	8	—	5	4	7	6	81	81	.500
Seattle	5	2	8	5	5	8	7	4	4	8	—	7	6	9	78	84	.481
Chicago	3	4	6	5	9	4	7	6	6	9	6	—	5	7	77	85	.475
California	3	5	7	3	8	3	7	8	5	6	7	8	—	5	75	87	.463
Texas	4	3	3	7	5	5	10	7	6	7	4	6	8	—	75	87	.463
TOTALS																	
GRAND TOTAL																	

## 1987 CLUB BATTING

CLUB	AVG	G	AB	R	H	2B	3B	HR	RBI	SH-SF	BB	SO	SB-CS	SLG	OBP
Boston	.278	162	5586	842	1554	273	26	174	802	52-58	606	825	77-45	.430	.352
Milwaukee	.276	162	5625	862	1552	272	46	163	832	63-50	598	1040	176-74	.428	.346
Seattle	.272	162	5508	760	1499	282	48	161	717	38-50	500	863	174-73	.428	.335
Detroit	.272	162	5649	896	1535	274	32	225	840	39-56	653	913	106-50	.451	.349
Toronto	.269	162	5635	845	1514	277	38	215	790	30-35	555	970	126-50	.446	.336
Texas	.266	162	5564	823	1478	264	35	194	772	42-51	567	1081	120-71	.430	.333
Cleveland	.263	162	5606	742	1476	267	30	187	691	44-42	489	977	140-54	.422	.324
Kansas City	.262	162	5499	715	1443	239	40	168	677	34-42	523	1034	125-43	.412	.328
New York	.262	162	5511	788	1445	239	16	196	749	38-38	604	949	105-43	.418	.336
Minnesota	.261	162	5441	786	1422	258	35	196	733	47-39	523	898	113-65	.430	.328
Oakland	.260	162	5511	806	1432	263	33	199	761	50-48	593	1056	140-63	.428	.333
Baltimore	.258	162	5576	729	1437	219	20	211	701	31-32	524	939	69-45	.418	.322
Chicago	.258	162	5538	748	1427	283	36	173	706	54-52	487	971	138-52	.415	.319
California	.252	162	5570	770	1406	257	26	172	706	70-36	590	926	125-44	.401	.326
TOTALS	.265	1134	77816	11112	20620	3667	461	2634	10480	632-629	7812	13442	1734-772	.425	.333

## 1987 CLUB PITCHING

CLUB	W-L	ERA	G	CG	SHO	SV	IP	H	R	ER	HR	HB	BB	SO	WP
Toronto	96-66	3.74	162	18	8	43	1454.0	1323	655	605	158	22	567	1064	56
Kansas City	83-79	3.86	162	44	11	26	1424.0	1424	691	610	128	36	548	923	54
Detroit	98-64	4.02	162	33	10	31	1456.0	1430	735	651	180	33	563	976	72
Chicago	77-85	4.30	162	29	12	37	1447.2	1436	746	691	189	35	537	792	35
Oakland	81-81	4.32	162	18	6	40	1445.2	1442	789	694	176	36	531	1042	52
New York	89-73	4.36	162	19	10	47	1446.1	1475	758	700	179	32	542	900	61
California	75-87	4.38	162	20	7	36	1457.1	1481	803	709	212	32	504	941	54
Seattle	78-84	4.49	162	39	10	33	1430.2	1503	801	713	199	28	497	919	47
Milwaukee	91-71	4.62	162	28	6	45	1464.0	1548	817	752	169	26	529	1039	45
Minnesota	85-77	4.63	162	16	4	39	1427.1	1465	806	734	210	50	564	990	62
Texas	75-87	4.63	162	20	3	27	1444.1	1388	849	743	199	55	760	1103	61
Boston	78-84	4.77	162	47	13	16	1436.0	1584	825	761	190	31	517	1034	37
Baltimore	67-95	5.01	162	17	6	30	1439.2	1555	880	801	226	27	547	870	52
Cleveland	61-101	5.28	162	24	8	25	1422.2	1566	957	835	219	50	606	849	74
TOTALS	1134-1134	4.46	1134	372	114	475	20195.2	20620	11112	9999	2634	493	7812	13442	762

## 1987 CLUB FIELDING

CLUB	AVG	G	PO	A	E	TC	DP	TP	PB
Minnesota	.984	162	4282	1609	98	5989	147	0	21
New York	.983	162	4339	1685	102	6126	155	0	22
Baltimore	.982	162	4319	1747	111	6177	174	0	5
Toronto	.982	162	4362	1700	111	6173	148	0	13
Boston	.982	162	4308	1684	110	6102	158	0	30
Chicago	.981	162	4343	1782	116	6241	174	0	11
California	.981	162	4372	1640	117	6129	162	0	11
Detroit	.980	162	4368	1703	122	6193	147	0	13
Seattle	.980	162	4292	1756	122	6170	150	0	4
Kansas City	.979	162	4272	1853	131	6256	151	0	17
Oakland	.977	162	4337	1649	142	6128	122	0	18
Milwaukee	.976	162	4392	1606	145	6143	155	0	13
Texas	.976	162	4333	1685	151	6169	148	0	73
Cleveland	.975	162	4268	1626	153	6047	128	0	16
TOTALS	.979	1134	60587	23725	1731	84043	2119	0	267

## 1987 CLUB PINCH-HITTING

CLUB	AVG	AB	H	2B	3B	HR	RBI	SH-SF	HB	BB	SO	GI DP	SLG	OBP
California	.327	147	48	7	2	9	35	1-0	0	16	32	0	.585	.393
Baltimore	.314	86	27	3	0	5	23	2-1	0	14	24	2	.523	.406
Minnesota	.254	134	34	2	2	2	25	0-1	1	21	27	1	.343	.357
Boston	.250	80	20	4	0	2	16	0-2	1	8	24	1	.375	.319
Kansas City	.248	125	31	5	0	3	16	0-1	0	11	30	2	.360	.307
Milwaukee	.247	77	19	5	1	1	9	1-2	1	4	19	3	.377	.286
Toronto	.234	167	39	6	1	3	28	1-3	1	33	37	9	.335	.358
Detroit	.227	172	39	8	0	1	28	0-9	0	32	39	8	.291	.333
Seattle	.225	89	20	3	1	3	27	0-2	0	15	18	3	.382	.330
Oakland	.214	112	24	3	0	3	15	0-2	0	20	28	2	.321	.328
Chicago	.202	89	18	2	1	3	15	0-3	0	13	18	2	.348	.295
New York	.196	153	30	4	0	6	35	0-2	3	22	42	10	.340	.306
Texas	.195	154	30	7	0	6	24	1-1	1	27	48	5	.357	.317
Cleveland	.186	129	24	4	0	3	19	0-3	0	8	34	4	.287	.229
TOTALS	.235	1714	403	63	8	50	315	6-32	8	244	420	52	.369	.328

## 1987 CLUB DESIGNATED HITTING

CLUB	AVG	AB	R	H	2B	3B	HR	RBI	SH-SF	HP	BB	SO	SB-CS	SLG	OBP
California	.278	630	106	175	35	3	28	89	3-3	12	95	74	3-5	.476	.381
Milwaukee	.273	662	96	181	36	6	16	98	2-6	1	70	132	24-5	.418	.341
New York	.271	627	93	170	31	3	30	85	0-3	3	66	124	19-6	.474	.342
Chicago	.271	642	83	174	35	5	23	105	1-2	4	64	103	1-2	.449	.340
Minnesota	.265	585	69	155	28	3	18	70	1-4	8	65	99	5-9	.415	.344
Texas	.262	606	90	159	26	1	31	100	1-5	4	72	177	4-2	.462	.342
Toronto	.258	592	101	153	32	3	38	97	0-3	5	83	160	3-3	.515	.353
Seattle	.258	573	93	148	18	2	34	109	2-8	8	103	122	2-3	.475	.374
Detroit	.254	635	109	161	25	0	32	112	9-10	9	78	108	6-5	.444	.339
Cleveland	.249	607	77	151	40	1	14	80	2-7	6	63	124	10-5	.387	.322
Boston	.248	600	114	149	19	0	34	105	0-6	27	75	113	5-4	.450	.355
Baltimore	.235	630	76	148	14	1	17	60	7-2	2	67	123	14-10	.341	.310
Kansas City	.215	599	78	129	30	6	25	91	2-8	4	61	113	7-2	.411	.289
Oakland	.203	617	81	125	24	2	22	74	4-8	5	65	163	5-5	.355	.281
TOTALS	.253	8605	1266	2178	393	36	362	1275	34-75	98	1027	1735	108-66	.433	.337

## 1987 AMERICAN LEAGUE RELIEF PITCHING

Club	W-L	ERA	G	SV	IP	H	R	ER	HR	HB	BB	IBB	SO	WP
TORONTO	34-22	3.45	144	43	484.2	408	197	186	49	9	232	46	428	19
CALIFORNIA	23-27	3.64	142	36	504.1	467	236	204	43	9	208	21	353	21
DETROIT	24-18	3.94	129	31	383.1	395	194	168	41	7	170	36	252	21
TEXAS	29-24	4.04	142	27	497.0	471	246	223	59	22	240	27	365	21
KANSAS CITY	19-13	4.07	116	26	344.2	344	174	156	31	10	151	19	237	15
OAKLAND	27-23	4.10	144	40	506.2	504	252	231	50	11	184	16	407	20
SEATTLE	16-15	4.27	123	33	372.2	372	187	177	54	10	137	11	271	12
MILWAUKEE	31-20	4.29	134	45	466.0	480	260	222	46	11	184	23	345	21
NEW YORK	27-19	4.43	143	47	501.1	498	268	247	60	9	207	11	362	23
CHICAGO	20-24	4.51	133	37	427.1	444	230	214	63	18	186	20	228	14
BALTIMORE	25-25	4.59	145	30	527.2	540	291	269	71	12	204	41	330	19
CLEVELAND	22-26	5.11	138	25	477.2	535	321	271	61	20	195	19	329	29
MINNESOTA	30-23	5.11	146	39	429.2	452	263	244	62	15	193	25	338	26
BOSTON	19-24	5.45	115	16	368.1	439	241	223	83	7	178	23	298	17

### 1987 TOP FIFTEEN QUALIFIERS FOR BATTING CHAMPIONSHIP (502 OR MORE PLATE APPEARANCES)

Batter and Club	Bats	AVG	G	AB	R	H	2B	3B	HR	RBI	SH-SF	HB	BB	SO	SB-CS
Boggs, Wade, Bos.	L	.363	147	551	108	200	40	6	24	89	1-8	2	105	48	1-3
Molitor, Paul, Mil.	R	.353	118	465	114	164	41	5	16	75	5-1	2	69	67	45-10
Trammell, Alan, Det.	R	.343	151	597	109	205	34	3	28	105	2-6	3	60	47	21-2
Puckett, Kirby, Minn.	R	.332	157	624	96	207	32	5	28	99	0-6	6	32	91	12-7
Mattingly, Don, NY	L	.327	141	569	93	186	38	2	30	115	0-8	1	51	38	1-4
Seitzer, Kevin, KC	R	.323	161	641	105	207	33	8	15	83	1-1	2	80	85	12-7
Fernandez, Tony, Tor.	S	.322	146	578	90	186	29	8	5	67	4-4	5	51	48	32-12
Franco, Julio, Cle.	R	.319	128	495	86	158	24	3	8	52	0-5	3	57	56	32-9
Sheets, Larry, Balt.	L	.316	135	469	74	148	23	0	31	94	0-5	3	31	67	1-1
Yount, Robin, Mil.	R	.312	158	635	99	198	25	9	21	103	6-5	1	76	94	19-9
Tartabull, Danny, KC	R	.309	158	582	95	180	27	3	34	101	0-5	1	79	136	9-4
Bell, George, Tor.	R	.308	156	610	111	188	32	4	47	134	0-9	7	39	75	5-1
Tabler, Pat, Cle.	R	.307	151	553	66	170	34	3	11	86	3-5	6	51	84	5-2
Randolph, Willie, NY	R	.305	120	449	96	137	24	2	7	67	5-5	2	82	25	11-1
Evans, Dwight, Bos.	R	.305	154	541	109	165	37	2	34	123	0-7	3	106	98	4-6

### 1987 TOP FIFTEEN QUALIFIERS FOR EARNED-RUN LEADERSHIP (162 OR MORE INNINGS)

## L - THROWS LEFTHANDED

Pitcher and Club	W-L	PCT	ERA	G	GS	CG	SHO	SV	IP	H	R	ER	HR	HB	BB	SO	WP
Key, Jimmy, Tor.-L	17-8	.680	2.76	36	36	8	1	0	261.0	210	93	80	24	2	66	161	8
Viola, Frank, Minn.-L	17-10	.630	2.90	36	36	7	1	0	251.2	230	91	81	29	6	66	197	1
Clemens, Roger, Bos.	20-9	.690	2.97	36	36	18	7	0	281.2	248	100	93	19	9	83	256	4
Saberhagen, Bret, KC	18-10	.643	3.36	33	33	15	4	0	257.0	246	99	96	27	6	53	163	6
Morris, John, Det.	18-11	.621	3.38	34	34	13	0	0	266.0	227	111	100	39	1	93	208	24
Leibrandt, Charlie, KC-L	16-11	.593	3.41	35	35	8	3	0	240.1	235	104	91	23	1	74	151	9
Clancy, Jim, Tor.	15-11	.577	3.54	37	37	5	1	0	241.1	234	103	95	24	1	80	180	12
Bannister, Floyd, Chi.-L	16-11	.593	3.58	34	34	11	2	0	228.2	216	100	91	38	0	49	124	5
Stewart, David, Oak.	20-13	.606	3.68	37	37	8	1	0	261.1	224	121	107	24	6	105	205	11
Hough, Charlie, Tex.	18-13	.581	3.79	40	40	13	0	0	285.1	238	159	120	36	19	124	223	12
Langston, Mark, Sea.-L	19-13	.594	3.84	35	35	14	3	0	272.0	242	132	116	30	5	114	262	12
Higuera, Teddy, Mil.-L	18-10	.643	3.85	35	35	14	3	0	261.2	236	120	112	24	2	87	240	4
Rhoden, Rick, NY	16-10	.615	3.86	30	29	4	0	0	181.2	184	84	78	22	3	61	107	9
Tanana, Frank, Det.-L	15-10	.600	3.91	34	34	5	3	0	218.2	216	106	95	27	5	56	146	6
Fraser, Bill, Cal.	10-10	.500	3.92	36	23	5	1	1	176.2	160	85	77	26	6	63	106	12

### 1987 TOP FIFTEEN DESIGNATED HITTERS

Batter & Club	Bats	AVG	G	AB	R	H	2B	3B	HR	RBI	SH-SF	BB	SO	SB-CS	SLG	OBP
Baines, Chi.	L	.290	117	466	56	135	23	4	19	89	0-2	42	75	0-0	.479	.348
Parrish, Tex.	R	.269	122	458	62	123	20	1	26	84	0-4	40	125	2-1	.487	.326
Downing, Cal.	R	.273	118	444	85	121	22	3	24	63	2-2	84	63	2-4	.498	.400
Baylor, Bos.-Minn.	R	.242	111	376	66	91	8	0	16	60	0-4	44	56	5-3	.391	.359
Phelps, Sea.	L	.262	114	325	67	85	13	1	26	66	0-4	78	72	1-1	.548	.412
McGriff, Tor.	L	.254	90	256	53	65	15	0	18	39	0-0	49	89	3-2	.523	.376
Jackson, Oak.	L	.179	79	252	28	45	7	0	11	32	0-1	26	76	2-1	.337	.260
Cooper, Mil.	L	.249	62	249	25	62	13	0	6	36	0-3	17	50	1-1	.373	.294
Smalley, Minn.	S	.269	73	249	25	67	11	1	7	28	0-1	28	41	1-0	.406	.344
Tabler, Cle.	R	.306	66	248	36	76	17	1	3	34	1-2	23	41	4-1	.419	.372
Madlock, Det.	R	.263	64	247	37	65	11	0	10	38	7-1	19	36	2-3	.429	.335
Molitor, Mil.	R	.350	58	237	56	83	18	4	9	42	2-1	38	38	23-3	.574	.440
Balboni, KC	R	.189	52	180	23	34	5	1	11	25	0-2	20	55	0-0	.411	.267
Young, Balt.	S	.224	47	161	18	36	2	1	7	19	0-1	25	41	3-5	.379	.326
Wiggins, Balt.	S	.236	44	157	18	37	2	0	0	8	4-1	13	26	6-4	.248	.297

### 1987 TOP TEN PINCH HITTERS (MINIMUM 20 AT BATS)

Batter, Club	BATS	AVG	G	AB	H	TB	2B	3B	HR	RBI	GW	HP	BB	SO	GI	DP	SLG	OBP
Herrndon, Det.	R	.381	29	21	8	9	1	0	0	5	0	0	6	5	3	.429	.483	
Mulliniks, Tor.	L	.333	28	24	8	10	2	0	0	2	0	0	4	5	2	.417	.429	
Ryal, Cal.	L	.323	35	31	10	19	3	0	2	8	0	0	1	3	0	.613	.344	
Dwyer, Balt.	L	.292	29	24	7	13	0	0	2	7	1	0	5	8	2	.542	.414	
Bosley, KC	L	.286	47	42	12	13	1	0	0	3	1	0	4	12	1	.310	.340	
Bernquez, KC-Tor.	R	.261	28	23	6	11	0	1	1	1	1	1	4	0	.478	.308		
Hariston, Chi.	S	.250	39	32	8	15	1	0	2	10	1	0	5	6	1	.469	.333	
Leach, Tor.	L	.250	40	28	7	8	1	0	0	3	0	0	7	4	2	.286	.400	
Jackson, Oak.	L	.241	32	29	7	10	0	0	1	5	0	0	3	8	0	.345	.313	
Bush, Minn.	L	.233	40	30	7	7	0	0	0	7	0	0	9	8	0	.233	.410	

## 1987 MAJOR LEAGUE LEADERS

American League		Batting		National League	
Wade Boggs, Bost	363	Average	370	Tony Gwynn, SD	
Cal Ripken, Balt	162	Games	162	Bill Doran, Hous	
Ruben Sierra, Tex	643	At Bats	655	Juan Samuel, Phil	
Paul Molitor, Milw	114	Runs	123	Tim Raines, Mtl	
Kirby Puckett, Minn	207	Hits	218	Tony Gwynn, SD	
Kevin Seitzer, KC	207				
George Bell, Tor	369	Total Bases	353	Andre Dawson, Chi	
Kevin Seitzer, KC	151	Singles	162	Tony Gwynn, SD	
Paul Molitor, Milw	41	Doubles	42	Tim Wallach, Mtl	
Willie Wilson, KC	15	Triples	15	Juan Samuel, Mtl	
Mark McGwire, Oak	49	Home Runs	49	Andre Dawson, Chi	
George Bell, Tor	134	RBI's	137	Andre Dawson, Chi	
Danny Tartabull, KC	21	GW-RBI	16	Andre Dawson, Chi	
			16	Howard Johnson, NY	
			16	Dave Parker, Cinn	
			16	Tim Wallach, Mtl	
Harold Reynolds, Sea	60	Stolen Bases	109	Vince Coleman, St. L	
Paul Molitor, Milw	39	Longest Hitting Streak	34	Benito Santiago, SD	
Mark McGwire, Oak	618	Slugging Pct.	597	Jack Clark, St. L	
Wade Boggs, Bost	461	On Base Pct.	459	Jack Clark, St. L	
Marty Barrett, Bost	22	Sacrifice Hits	12	Shane Rawley, Phil	
			12	Ozzie Smith, St. L	
Ruben Sierra, Tex	12	Sacrifice Flies	12	Tom Herr, St. L	
Brian Downing, Cal	106	Walks	136	Jack Clark, St. L	
Dwight Evans, Bost	106				
Wade Boggs, Bost	19	Intentional Walks	29	Dwayne Murphy, Atl	
Don Baylor, Bos-Minn	28	Hit By Pitch	10	Andres Galarraga, Mtl	
Rob Deer, Milw	186	Strikeouts	162	Juan Samuel, Phil	
Gary Gaetti, Minn	25	GDP Most	24	Willie McGee, St. L	
American League		Pitching		National League	
Jimmy Key, Tor	2.76	ERA	2.76	Nolan Ryan, Hous	
Roger Clemens, Bost	20	Wins	18	Rick Sutcliffe, Chi	
Dave Stewart, Oak	20				
Mike Moore, Sea	19	Losses	17	Bob Knepper, Hous	
Tom Henke, Tor	34	Saves	40	Steve Bedrosian, Phil	
Mark Eichhorn, Tor	89	Games	90	Kent Tekulve, Phil	
Charlie Hough, Tex	40	Games Started	36	Shane Rawley, Phil	
			36	Mike Scott, Phil	
			36	Zane Smith, Atl	
Roger Clemens, Bost	18	Complete Games	12	Rick Reuschel, Pitt-SF	
			12	Fernando Valenzuela, LA	
Roger Clemens, Bost	7	Shutouts	4	Rick Reuschel, Pitt-SF	
			4	Bob Welch, LA	
Charlie Hough, Tex	285.1	Innings Pitched	264.2	Orel Hershiser, LA	
Mike Moore, Sea	268	Hits	254	Fernando Valenzuela, LA	
Mark Langston, Sea	262	Strikeouts	270	Nolan Ryan, Hous	
Bobby Witt, Tex	140	Walks	124	Fernando Valenzuela, LA	
Bert Blyleven, Minn	46	Home Runs	36	Ed Whitson, SD	
Charlie Hough, Tex	19	Hit Batsmen	10	Kevin Gross, Phil	
			10	Joe Magrane, St. L	
Jack Morris, Det	24	Wild Pitches	14	Fernando Valenzuela, LA	
Charlie, Hough, Tex	9	Balks	8	Mike Jackson, Phil	
			8	Lester Lancaster, Chi	

## BLUE JAYS WORLD SERIES/LCS SHARES:

The Blue Jays have qualified for a share of the World Series/League Championship pool three times in their eleven year history.

Here are the individual share/total of all shares that Blue Jay players have received.

1984	\$3,557.49/\$129,965.54	(2nd place-East)
1985	\$26,697.41/\$975,671.41	(1st place-East)
1987	\$5,663.88/\$202,767.15	(2nd place-East)

**BATTING DATA:** The 215 HR's hit by the BLUE JAYS in 1987 was a club record and enabled the BLUE JAYS to have the sixth most HR's in American League history behind the 1961 Yankees (240), 1987 Tigers and 1963 Twins (225), the 1964 Twins (221) and the 1982 Brewers (216) . . . It also placed eighth overall on the major league list . . . National League clubs which have eclipsed the 200 HR mark include the 1953 and 1955 Brooklyn Dodgers (208; 201), the 1955 Cincinnati Reds (221), the 1987 Chicago Cubs (209) and San Francisco Giants (205).

**ATTENDANCE RECORD:** The largest crowd ever to see the Blue Jays at Exhibition Stadium was 47,828 to see the Blue Jays lose to the New York Yankees 6-1 on July 1, 1987. . . Prior to that the Blue Jays largest crowd was 47,686 to see the Blue Jays lose to the Yankees, 5-1 on October 4th, 1985.

## 1987: THE TORONTO BLUE JAYS SEASON IN REVIEW

## FORWARD:

The script writer for the 1987 season could not have written a better scenario. After 152-games, the BLUE JAYS were in first place, one-half game ahead of the Detroit Tigers. The BLUE JAYS had 10-games to play, seven of which would be against the Tigers. The season would come down to the final two weekends of the season with four games in TORONTO (September 24-27th) and three-games at Detroit (October 2-4th). Even though the BLUE JAYS finished in second place, two-games behind the Tigers, fans were treated to some of the best baseball in recent time as all seven-games played between the Tigers and BLUE JAYS were decided by a solitary run. Instead of focusing on a season where the BLUE JAYS lost the final seven-games of the season, solace can be taken in the fact that the BLUE JAYS finished with the second best record in the major leagues. Fans, who turned out in record numbers bared witness to banner seasons by GEORGE BELL and JIMMY KEY while watching history in the making, whether it be a four hour and five minute nine inning marathon vs the Twins or a 10 HR barrage against the Baltimore Orioles on September 14th. This was the TORONTO BLUE JAYS 1987 season.

**WINS & LOSSES:** The BLUE JAYS finished at 96-66/.593 on the season, a seven game improvement over 1986 and only three-games short of the club mark . . . Club was 52-29/.642 at home and 44-37/.543 on the road . . . Club finished three wins short of their best home record (54-26/.675 [1985]) and one win short of the club road mark (45-36/.556 [1985]) . . . The BLUE JAYS won their first two-games of the season, 7-3 (April 6th) and 5-1 (April 8th) over the Indians, marking the first time in franchise history that they had won their first two games . . . **vs EAST:** Club was 44-34/.564, 22-17 at home and 22-17 at home and 22-17 on the road . . . Best record vs eastern opponent, 12-1 vs the Orioles including a flawless 6-0 at home . . . Worst record vs the east 4-9 vs the Brewers . . . **vs WEST:** Club finished 52-32 vs the west including a 30-12 mark at Exhibition Stadium and 22-20 on the road . . . Club lost the season series to one western rival, that to Oakland (5-7, 2-4 at home) . . . Best record vs the West was 10-2 vs the Mariners (5-1 at home) . . . Only park that the BLUE JAYS failed to win a game in was Royals Stadium where the club was 0-6 . . . It marked the 13th time in franchise history that the club had been shutout in a season series on the road. In all, the BLUE JAYS finished with the second best record in the major leagues and a better record than three of the four playoff teams . . . Set club mark with an 11-game winning streak, June 2-13th, winning two from Seattle, three straight from Baltimore, three straight at Yankee Stadium and the first three of a four game series at Baltimore . . . The club also lost eight in a row from June 28th-July 5th when they lost one at Milwaukee, three straight to New York and four straight at Kansas City. The club also won 19-games in the final month of the season which tied the club mark set initially in May, 1984 . . . Club was 37-games over .500 on September 25th which was a season high (96-59) and four short of the club mark . . . Club was never below .500 although it was at the .500 mark on seven occasions, the last time being April 21st (7-7) . . . The BLUE JAYS also set a club mark with a 6-1 road trip to New York (3-0) and Baltimore (3-1) on June 8-14th.

WHEN	AHEAD	TIED	TRAILING		
After 6 innings	67-8	14-7	15-51	BJ's SCORING 1st:	55-19
After 7 innings	70-7	16-7	10-52	OPP'S SCORING 1st:	41-47
After 8 innings	77-3	14-7	5-56	FINAL AT BAT:	24-14
GRASS SURFACE:	35-28			ARTIFICIAL SURFACE:	52-29
NIGHT GAMES:	67-38			BEST RECORD:	96-59
vs LEFTHANDERS:	27-24			WORST RECORD:	7-7
vs RIGHTHANDERS:	69-42			AT ALL STAR BREAK:	51-36
vs STARTING LHP:	22-28			AFT. ALL-STAR BK:	45-30
vs STARTING RHP:	74-38			ALLOWING 4+ RUNS:	32-47
SCORING 4+ RUNS	80-23			ALLOWING 3 OR LESS:	64-19
SCORING 3 OR LESS	16-43				

MONTHLY BREAKDOWN	HOME/ROAD	OVERALL	MONTHLY BREAKDOWN	HOME/ROAD	OVERALL
April	7-4 / 5-4	12-8	July	12-4 / 3-8	15-12
May	7-3 / 9-8	16-11	August	5-6 / 12-6	17-12
June	8-7 / 9-4	17-11	September/October	13-5 / 6-7	19-12

MONDAY (14-7) TUESDAY (16-7) WEDNESDAY (13-11) THURSDAY (9-6) FRIDAY (19-8) SATURDAY (12-14) SUNDAY (13-13) AFTER AN OFF DAY (12-4)

**STANDINGS:** BLUE JAYS finished in second place surrendering the first place lead on October 2nd, two-days before the season ended. They finished two-games behind the division leading Detroit Tigers, five games ahead of the third place Milwaukee Brewers, seven games ahead of the fourth place New York Yankees, 18-games ahead of the fifth place Boston Red Sox, 29-games ahead of the sixth place Baltimore Orioles and 35-games ahead of the seventh place Cleveland Indians . . . Furthest from first place was 7.0 games, April 27th (10-8, third place) . . . Largest first place lead 3.5-games, September 26th (96-59) . . . With a 7-3 victory over the Cleveland Indians on Opening Day the BLUE JAYS found themselves in first place for the first time since April 11, 1986 . . . BLUE JAYS record after each month was: April (12-8, 3rd place, 5.5 GBL); May (28-19, 2nd place, 2.0 GBL); June (43-30, 2nd place, 2.0 GBL); July (60-42, 2nd place, 2.5 GBL); August (67-54, 2nd place, 1.0 GBL); September (96-63, 1st place, - 1.5 GBL); October (96-66, 2nd place, 2.0 GBL) . . . BLUE JAYS did not spend a day in sixth or seventh place . . . In fact, the last time the club was in sixth place was August 4, 1986 and the last time they were in seventh place was June 2, 1986.

			1st	2nd	3rd	4th	5th	6th	7th
April,	25-days,	20-games	3	1	15	3	3	0	0
May,	31-days,	27-games	0	19	12	0	0	0	0
June,	30-days,	28-games	21	9	0	0	0	0	0
July,	31-days,	27-games	0	22	9	0	0	0	0
August,	31-days,	29-games	11	19	1	0	0	0	0
Sept./Oct.	34-days,	31-games	21	13	0	0	0	0	0
TOTALS	182-days,	162-games	56	83	37	3	3	0	0

1987 Season in Review (continued)

**ATTENDANCE:** The BLUE JAYS set an all-time attendance record with 4,737,709 through the turnstiles surpassing the previous high of 4,311,035 set in 1985. The club set personal highs in home attendance (2,778,429) and road attendance (1,959,280) . . . The BLUE JAYS also boasted of 14,500 season ticket holders, reaching their cut off point for the fourth straight season and the 14,500 mark for the third straight season . . . While leading the league in home attendance and home average (34,302) the club was also the sixth highest draw on the road . . . The club surpassed the 40,000 mark on 19 occasions . . . The home attendance mark was the most ever achieved by an American League East team.

1. 40,404	April 6th	Cleveland	W 7-3	Opening Day
2. 40,313	May, 31st	California	W 7-2	Bat Day
3. 42,254	June 7th	Baltimore	W 3-2	Sports Bag Day
4. 46,227	June 17th	Detroit	L 2-3	Business/School Day
5. 44,444	June 21st	Milwaukee	W 7-6	Seat Cushion Day
6. 42,179	June 29th	New York	L14-15	Night Game
7. 45,279	June 30th	New York	L 0-4	Night Game
8. 47,828*	July 1st	New York	L 1-6#	Wristband/Canada Day
9. 40,268	July 12th	Kansas City	W 3-2	Wallet Day
10. 45,152	August 13th	Chicago	L 3-10	Night Game
11. 41,384	August 16th	Chicago	W 6-4	Camera Day
12. 42,388	August 29th	Oakland	L 5-6■	Poster Day
13. 44,287	Sept. 6th	Seattle	W 3-2□	Back-to-School Day
14. 45,648+	Sept. 12th	New York	W13-1	Radio Day
15. 45,312+	Sept. 13th	New York	L 5-8	Toque Day
16. 42,436+	Sept. 24th	Detroit	W 4-3	Night Game
17. 46,233+	Sept. 25th	Detroit	W 3-2	Night Game
18. 46,429+	Sept. 26th	Detroit	W10-9	Scarf Day
19. 46,346+	Sept. 27th	Detroit	L 2-3□	Fan Appreciation Day

\*-club mark; +-advanced sellouts; #-12 innings; ■-10 innings; □-11 innings; ○-13 innings

The BLUE JAYS and Tigers set a BLUE JAYS club record for a four-game series when 181,434 passed through the Exhibition Stadium turnstiles. The club set a personal mark for groups in attendance when 185 groups encompassing 17,144 fans were on hand for a June 17th BUSINESS AND SCHOOL DAY special vs the Tigers. Largest crowd, home/road (47,828 [July 1st-NY]/51,005 [October 4th-Detroit]) . . . Smallest crowd, home/road (17,285 [April 15th-Chicago]/6,000 [April 22nd-Cleveland]).

**CLOSE ENCOUNTERS:** The BLUE JAYS led the league with 27 one-run wins in 1987 but also finished second with 24 one-run losses . . . The club was 24-14 in games decided in a club's final at bat and 10-6 in extra innings . . . However, the club won 14 of their last 21 extra inning games dating back to August 27, 1986.

**SHUTOUTS:** The BLUE JAYS were 8-10 in shutouts in 1987, with the only complete game shutouts being recorded for the BLUE JAYS by JIM CLANCY (12-0 at Anaheim, May 18th), JIMMY KEY (4-0 vs Kansas City, May 11th) and DAVE STIEB (7-0 vs the Royals, May 10th). The BLUE JAYS also had five combined shutouts and are as follows:

May 13th	at Minnesota	W 7-0	(CLANCY [7.1IP], HENKE [1.2IP])
June 8th	at New York	W11-0	(STIEB [7.0IP], EICHHORN [2.0IP])
August 22nd	at California	W 2-0	(NUNEZ [6.2IP], HENKE [2.1IP])
Sept. 5th	vs Seattle	W 3-0	(FLANAGAN [7.2IP], HENKE [1.1IP])
Sept. 16th	vs Baltimore	W 7-0	(KEY [7.0IP], MUSSELMAN [1.0IP], HENKE [1.0IP])

Conversely, the club was shutout on 10 occasions. The 5-0 shutout, April 15th vs the White Sox marked the first time since October 5th, 1985 that the club had been shutout at Exhibition Stadium (span of 85-games). Following is a list of the opponents shutouts in 1987:

1. April 10th	at Boston	L 0-3	(Hurst [9.0IP])
2. April 15th	vs Chicago	L 0-5	(DeLeon [7.2IP], Searage [1.1IP])
3. April 21st	at Cleveland	L 0-5	(Candiotti [9.0IP])
4. May 17th	at Oakland	L 0-3	(Stewart [9.0IP])
5. June 1st	vs Seattle	L 0-2	(Bankhead [7.0IP], Wilkinson [2.0IP])
6. June 22nd	at Detroit	L 0-2	(Tanana [9.0IP])
7. June 30th	vs New York	L 0-4	(Guidry [7.2IP], Stoddard [1.1IP])
8. August 1st	vs Cleveland	L 0-3	(Bailes [8.2IP], Stewart [0.1IP])
9. August 15th	vs Chicago	L 0-1	(Dotson [9.0IP])
10. October 4th	at Detroit	L 0-1	(Tanana [9.0IP])

**STREAKS:** The BLUE JAYS longest win streak of the season was 11-games from June 2-13th winning the final two-games of a three-game stint vs the Mariners (June 2-3rd [4-3/7-2]), three straight vs the Orioles (June 5-7th [6-2/8-5/3-2]), three straight at Yankee Stadium (June 8-10th [11-0/7-2/4-1]) and the first three-games of a four-game set at Baltimore (June 11-13th [8-6/8-5/8-2]) . . . After the winning streak the club finished the season with a 57-46 record . . . The longest losing streak of the season was eight-games, the club's longest losing streak since dropping 12 in a row in 1981 . . . Club lost eight in a row from June 28-July 5th, dropping the final game of a three-game series at Milwaukee (June 28th [5-11]), three straight at home to New York (June 29-July 1st [14-15/0-4/1-6, 12 innings]) and all four-games of a four-game series at Kansas City (July 3-5th [4-6/4-5/1-9/3-4, 10 innings]) . . . The club finished the season by losing each of their last seven-games including the final game of a four-game series to Detroit (September 27th [2-3, 13 innings]), three straight to Milwaukee (September 28-30th [4-6/3-5/2-5]) and three straight at Detroit to conclude the season (October 2-4th [3-4/2-3, 12 innings/0-1]) . . . Between losing streaks, the club did not lose more than two-games in a row, doing that on two occasions . . . The BLUE JAYS lost two in a row to Oakland (August 28-29th) and two in a row at Texas (July 21-22nd).

**SERIES:** The BLUE JAYS finished the season with a 29-14-9 season series record, 16-4-6 at home and 13-10-3 on the road . . . The club swept 12 series in 1987 including two-game series at the Kingdom (August 24-25th), at the Metrodome (May 13-14th) and vs the Twins at home (April 28-29th) as well as three game series at New York (June 8-10th), at Chicago (August 3-5th) and at Baltimore (September 21-23rd) as well as home series vs the Rangers (May 1-3rd; July 6-8th), California (May 29-31st) and Baltimore (June 5-7th) . . . The club was swept on four occasions including two-game series at Kansas City (May 5-6th) and at home vs Oakland (May 27-28th), a three-game series at home to the Yankees (June 29-July 1st) and a four-game series at Kansas City (July 3-5th) . . . The club lost only four of their last 21 series and were undefeated in 12 home series (10-0-2) from July 6-September 27th.

## 1987 Season in Review (continued)

**DOUBLEHEADERS:** The BLUE JAYS played only one doubleheader all season, that a loss at Kansas City on Friday, July 3rd, necessitated by a rainout at Royals Stadium on Monday, May 4th. In that twin-bill the club dropped the opener 6-4 (Gubicza over CLANCY, SV-Gleaton) and the nightcap 5-4 (Farr over HENKE) . . . The loss dropped the club's lifetime doubleheader record to 18-35-34.

**POSTPONEMENTS:** The only game postponed was the Monday, May 4th game at Kansas City's Royals Stadium. This marked the second time in franchise history that the club had not lost a home game due to weather (other time, 1985) and the first time in franchise history that they have not lost a home game due to any reason.

**RAIN DELAY:** The BLUE JAYS set a club record when the July 26th game at Exhibition Stadium vs the Minnesota Twins was delayed three hours and 34 minutes . . . Originally scheduled for 1:35 pm the game did not get underway until 5:09 pm.

**AT THE PLATE:** (\*-indicates club mark; #-fewest)

AVG	269	5th	ON BASE	335	4th
RUNS	845*	3rd	HITS	1514	4th
TOT. BASES	2512*	2nd	DOUBLES	277	3rd
TRIPLES	38	4th	HOME RUNS	215*	2nd
RBI	790	4th	SACRIFICES	30	14th
SAC. FLIES	35	13th	HIT BY PITCH	38	T/4th
WALKS	555*	8th	INTENTIONAL BB	45	T/1st
STRIKEOUTS	949*	8th#	STOLEN BASES	126	6th
CAU'T STEAL	50	T/8th	GIDP	136	11th#
LEFT/BASE	1126	7th	ERRORS	111	T/5th
DBLE PLAYS	148	T/9th			

**ON THE MOUND** (\*-club mark; #-fewest)

ERA	3.74	1st	COMPLETE GAMES	18	T/11th
ShO's	8	T/7th	SAVES	43	3rd
INNINGS	1454	4th	HITS	1323	1st#
RUNS	655	1st#	EARNED RUNS	605	1st#
HOME RUNS	158	2nd#	HIT BATSMEN	22	1st#
BASE/BALLS	567	12th#	INTENTIONAL BB	65	14th#
STRIKEOUTS	1064*	2nd	WILD PITCH	56	6th
BALKS	14*	2nd			

**THE RELIEVERS:** BLUE JAYS relievers recorded 27.0 consecutive scoreless innings from the fifth inning of the April 12th game at Boston through the sixth inning of an April 18th game against the BoSox

	I.R.E.	PCT.	F.B.E.	PCT.
MUSSELMAN, Jeff	44-62	71.0	47-67	70.1
WARD, Duane	8-12	66.7	5-10	50.0
WELLS, David	13-16	81.3	10-15	66.7
STIEB, Dave	0-0	0	1-1	100.0
EICHHORN, Mark	64-96	66.7	69-89	77.5
GORDON, Don	3-4	75.0	3-5	60.0
NUNEZ, Jose	23-34	67.6	19-28	67.9
LAVELLE, Gary	7-20	35.0	11-22	50.0
HENKE, Tom	36-58	62.0	58-72	80.6
CERUTTI, John	25-33	75.8	14-23	60.9
TOTALS	223-335	66.6	237-332	71.4

**I.R.E.: INHERITED RUNNERS EFFICIENCY:** Number of runners on base when entering the game that were eventually stranded. **F.B.E.: FIRST BATTER EFFICIENCY:** Number of first batters faced that were subsequently retired.

**STARTERES/RELIEVERS BREAKDOWN:**

	W-L	ERA	IP	H	R-ER	HR	HB	BB-IBB	K's	WP
Starters	62-44	3.89	969.1	914	458-419	109	13	335-15	636	36
Relievers	34-22	3.45	484.2	408	197-186	49	9	232-35	428	17

**ROOKIES:** A total of 12 rookies were on the 1987 BLUE JAYS at one point or another during the season, but only three spent the entire season on the roster. They were right-handed pitcher JOSE NUNEZ, designated hitter FRED McGRUFF and left-handed pitcher JEFF MUSSELMAN. The club started the season with five rookies on the Opening Day roster, namely NUNEZ, MUSSELMAN, McGRUFF as well as infielder MIKE SHARPERSON and catcher MATT STARK. This was the most rookies on a BLUE JAYS Opening Day roster since 1977 when they opened the season with nine freshmen. Other rookies to play for the BLUE JAYS in 1987 were catchers JEFF DeWILLIS (April 17-June 5th) and GREG MYERS (September 1st), left-handed pitcher DAVID WELLS (June 22-July 12th; from September 1st), infielders NELSON LIRIANO (from August 24th) and ALEXIS INFANTE (from September 25th) as well as outfielders ROB DUCEY (April 29-June 1st; from September 1st) and GERONIMO BERROA (from September 1st [did not see action]).

**TEN HOME RUN GAME:** The BLUE JAYS etched a page in the record book with a 10 HR performance against the Baltimore Orioles on September 14th. Following is a list of highlights from that game:

In the 18-3 victory the BLUE JAYS received HR's from ERNIE WHITT (3), GEORGE BELL (2), RANCE MULLINIKS (2), FRED McGRUFF (1), ROB DUCEY (1) and LLOYD MOSEBY (1) . . . WHITT became the second BLUE JAYS player and the second since Otto Velez on May 10, 1980 to hit three HR's in one game. . . The clubs combined to hit 11 HR's in the game, a new major league mark. . . FRED McGRUFF hit his 19th HR of the season, a new club rookie mark. . . RANCE MULLINIKS hit his 10th and 11th of the season, enabling the BLUE JAYS to become the 12th team in major league history to have at least nine players with at least 10 HR's. . . A club mark with 53 total bases in the game was set. . . The club hit three HR's in the second inning, marking the third time in 1987 and seventh time in franchise history that the club had a three HR inning. . . ROB DUCEY hit his first major league HR.

1987 Season in Review (continued)

HOME RUN BREAKDOWN:

	1R	2R	3R	SLAM	TOTAL		1R	2R	3R	SLAM	TOTAL
BARFIELD	19	4	5	0	28	CERUTTI	19	8	1	2	30
BELL	26	14	5	2	47	CLANCY	17	4	3	0	24
BENIQUEZ	2	0	3	0	5	EICHHORN	7	6	0	1	14
BERROA	0	0	0	0	0	FLANAGAN	3	0	0	0	3
DeWILLIS	0	1	0	0	1	GORDON	2	0	0	0	2
DUCEY	0	0	1	0	1	HENKE	3	4	2	1	10
FERNANDEZ	5	0	0	0	5	JOHNSON	7	2	0	1	10
FIELDER	12	2	0	0	14	KEY	17	5	2	0	24
GRUBER	10	2	0	0	12	LAVELLE	0	2	0	0	2
IORG	3	1	0	0	4	McMURTRY	0	0	0	0	0
LEACH	1	0	2	0	3	MUSSELMAN	3	3	1	0	7
LEE	0	0	1	0	1	NEKRO	2	0	2	0	4
LIRIANO	0	1	1	0	2	NUNEZ	5	5	1	1	12
McGRIFF	14	4	2	0	20	STIEB	12	3	1	0	16
MOORE	0	1	0	0	1	WARD	0	0	0	0	0
MOSEBY	11	10	5	0	26	WELLS	0	0	0	0	0
MULLINIKS	6	4	1	0	11						
MYERS	0	0	0	0	0						
SHARPERSON	0	0	0	0	0						
STARK	0	0	0	0	0						
UPSHAW	8	4	2	1	15						
WHITT	10	7	2	0	19						
BLUE JAYS	127	55	30	3	215						

**BATTING DATA:** The 215 HR's hit by the BLUE JAYS was a club record and enabled the BLUE JAYS to have the sixth most HR's in American League history behind the 1961 Yankees (240), 1987 Tigers and 1963 Twins (225), the 1964 Twins (221) and the 1982 Brewers (216). . . It also placed eighth overall on the major league list. . . National League clubs which have eclipsed the 200 HR mark include the 1953 and 1955 Brooklyn Dodgers (208; 201), the 1956 Cincinnati Reds (221), the 1987 Chicago Cubs (209) and San Francisco Giants (205). . . The BLUE JAYS recorded extra-base hits in all but eight games during the season. . . Batting by month: April (170-682/.250, 22 HR's, 82 RBI); May (254-928/.274, 36 HR's, 132 RBI); June (270-981/.275, 46 HR's, 158 RBI); July (245-923/.265, 34 HR's, 125 RBI); August (283-1028/.275, 39 HR's, 149 RBI); September/October (292-1093/.267, 38 HR's, 144 RBI). . . Club's longest HR drought of the season, was three-games on April 20-22nd and equalled on June 15-17th. . . The club also led the league with 38 HR's from the DH position.

**FIELDING DATA:** The BLUE JAYS finished fourth overall in fielding percentage with a .982 percentage, making 111 errors in 6,173 total chances. . . The club finished fourth in total chances, tied for fourth in fewest errors (111), sixth in assists (1700), fourth in putouts (4,362) and tied for ninth in double plays (148). . . JESSE BARFIELD tied with Texas' Reuben Sierra with 17 outfield assists. . . LLOYD MOSEBY tied a club mark with nine outfield putouts, May 31st vs. the Angels. . . ERNIE WHITT led all AL catchers with 863 total chances, 803 putouts and was second to California's Bob Boone in starts (113) and assists (55).

**ROSTER:** A total of 39 players, 16 of which were pitchers, wore the blue and white in 1987. . . Two of the 39 players, pitcher CRAIG McMURTRY and outfielder GERONIMO BERROA, did not see any action. . . Six players, catcher JEFF DeWILLIS, outfielder ROB DUCEY and shortstop MANNY LEE as well as pitchers JOE JOHNSON, DAVID WELLS and DUANE WARD had two stints with the club. . . The oldest player to play for the club in 1987 was lefthander GARY LAVELLE (38 years, three months on Opening Day) while the youngest was catcher MATT STARK (22 years, two months).

MULTIPLE RUN INNINGS:

	1R	2R	3R	4R	5R	6R	7R	8R	9R	10R
BLUE JAYS	206	93	52	18	8	4	5	1	1	1
Opponents	198	78	33	17	8	0	3	1	0	0

**BLUE JAYS BIGGEST INNING:** 10 runs in the 6th inning of a 14-5 win at Chicago on August 3rd.

**OPPONENTS BIGGEST INNING:** Seven runs in the 8th inning, June 26th at Milwaukee in a BLUE JAYS 10-5 loss; seven runs in the 6th inning of a 13-9 Minnesota win on July 25th; seven runs in the eighth inning of a 10-3 Chicago win on August 13th.

STARTS IN THE BATTING ORDER:

	GS	GS BREAKDOWN	1st	2nd	3rd	4th	5th	6th	7th	8th	9th
BARFIELD	146	136-RF/10-CF	0	0	49	4	47	45	1	0	0
BELL	154	147-LF/7-DH	0	0	1	153	0	0	0	0	0
BENIQUEZ	18	13-DH/1-LF/4-RF	1	6	3	1	1	0	6	0	0
DEWILLIS	10	10-C	0	0	0	0	0	0	0	1	9
DUCEY	10	4-LF/4-CF/2-RF	0	3	0	0	0	0	2	2	3
FERNANDEZ	142	142-SS	115	0	27	0	0	0	0	0	0
FIELDER	49	34-DH/15-1B	0	0	1	0	33	4	8	3	0
GRUBER	84	75-3B/8-SS/1-2B	1	8	0	0	1	19	18	24	12
IORG	85	76-2B/8-3B/1-DH	0	3	0	0	0	2	13	23	45
LEACH	47	20-RF/18-DH/9-LF	0	2	1	3	2	4	13	22	1
LEE	32	20-2B/12-SS	0	0	0	0	0	0	2	4	26
LIRIANO	36	36-2B	36	0	0	0	0	0	0	0	0
MCGRIFF	88	76-DH/12-1B	0	0	4	1	23	9	23	28	1
MOORE	35	34-C/1-LF	0	0	0	0	0	1	3	6	25
MOSEBY	148	148-CF	3	106	32	0	0	6	0	1	0
MULLINIKS	93	80-3B/13-DH	0	30	15	0	6	11	25	3	0
MYERS	2	2-C	0	0	0	0	0	0	0	2	0
SHARPERSON	30	30-2B	0	2	0	0	0	0	0	5	23
STARK	3	3-C	0	0	0	0	0	0	3	0	0
UPSHAW	135	135-1B	6	1	10	0	6	54	20	23	15
WHITT	113	113-C	0	1	19	0	43	7	26	15	2

## 1987 Season in Review (continued)

## GAMES HIT IN:

## MULTIPLE RBI GAMES:

	GAMES HIT IN:					TOT	MULTIPLE RBI GAMES:							TOT
	1H	2H	3H	4H	5H		2RBI	3RBI	4RBI	5RBI	6RBI	7RBI		
BARFIELD	65	24	9	4	0	102	BARFIELD	10	6	1	1	0	0	18
BELL	61	38	16	1	0	116	BELL	22	5	2	2	1	1	33
BENIQUEZ	13	5	0	0	0	18	BENIQUEZ	0	4	1	0	0	0	5
DEWILLIS	3	0	0	0	0	3	DEWILLIS	1	0	0	0	0	0	1
DUCEY	7	1	0	0	0	8	DUCEY	0	1	0	0	0	0	1
FERNANDEZ	62	34	16	2	0	114	FERNANDEZ	12	2	1	0	0	0	15
FIELDER	24	10	1	0	0	35	FIELDER	9	1	0	0	0	0	10
GRUBER	36	12	6	1	0	55	GRUBER	4	1	1	0	0	0	6
IORG	34	11	3	0	0	48	IORG	6	0	0	0	0	0	6
LEACH	32	10	1	0	0	43	LEACH	3	2	0	0	0	0	5
LEE	19	4	1	0	0	24	LEE	2	1	0	0	0	0	3
LIRIANO	15	7	3	0	0	25	LIRIANO	1	1	0	0	0	0	2
MCGRIFF	40	12	3	0	0	55	MCGRIFF	6	3	0	0	0	0	9
MOORE	14	5	0	0	0	19	MOORE	1	0	0	0	0	0	1
MOSEBY	67	33	10	1	0	111	MOSEBY	16	7	3	1	0	0	27
MULLINIKS	45	21	6	0	0	72	MULLINIKS	7	4	0	0	0	0	11
MYERS	1	0	0	0	0	1	SHARPERSON	2	0	0	0	0	0	2
SHARPERSON	13	2	1	0	0	16	UPSHAW	7	4	2	0	0	0	13
STARK	1	0	0	0	0	1	WHITT	12	2	1	1	1	0	17
THORNTON	1	0	0	0	0	1								
UPSHAW	59	25	5	1	0	90								
WHITT	49	22	7	1	0	79								

## AVERAGE - RUNNERS IN SCORING POSITION:

BATTER	RSP AVG	RSP AB	RSP H	RSP RBI
BARFIELD	T 0.241	145	35	54
BELL	T 0.337	169	57	86
BENIQUEZ	T 0.333	24	8	19
DEWILLIS	T 0.500	2	1	2
DUCEY	T 0.222	9	2	6
FERNANDEZ	T 0.405	116	47	53
FIELDER	T 0.232	43	10	18
GRUBER	T 0.289	69	20	19
IORG	T 0.276	76	21	27
LEACH	T 0.444	36	16	23
LEE	T 0.318	22	7	11
LIRIANO	T 0.280	25	7	7
MCGRIFF	T 0.190	63	12	18
MOORE	T 0.227	22	5	6
MOSEBY	T 0.326	153	50	69
MULLINIKS	T 0.310	74	23	32
MYERS	T 0.000	2	0	0
SHARPERSON	T 0.300	20	6	8
STARK	T 0.000	2	0	0
THORNTON	T 0.000	1	0	0
UPSHAW	T 0.276	112	31	40
WHITT	T 0.285	119	34	54
TOTAL	0.300	1306	393	556

## INNING SCORES:

	1st	2nd	3rd	4th	5th	6th	7th	8th	9th	10th	11th	12th	13th	14th	15th
BLUE JAYS (845)	83	97	77	106	108	75	140	85	60	8	5	0	1	0	0
OPP (655)	104	63	68	73	73	86	86	67	23	3	2	6	1	0	0

**BASE THEFTS ABOUND:** On August 5, 1984 at Baltimore the Blue Jays set a club record with seven stolen bases. Dave Collins and Willie Upshaw each set personal highs with four and two respectively while Lloyd Moseby picked up one. Ironically, not one of the seven bases figured in the scoring of a Blue Jays 4-3 win.

**DÉJA VU:** Tom Henke became the first Blue Jays pitcher to record saves in both ends of a doubleheader, August 27, 1986 at Cleveland. . . Henke pitched one shutout inning to secure a 3-2, 12 inning win the opener and then 1<sup>2</sup>/<sub>3</sub> shutout innings (3 strikeouts) to preserve a 6-3 win in the nightcap.

**NO-HITTERS:** The longest the Blue Jays have gone protecting a no-hitter is eight full innings. . . Jim Clancy entered the 9th inning of a September 28, 1982 (first game) vs Minnesota. . . As Clancy attempted to protect his perfect game in the 9th, he surrendered a lead off broken bat single to RF by Randy Bush. . . Jimmy Key enjoyed eight hitless innings vs Detroit on June 6, 1985. . . He surrendered a lead off single to Tom Brookens in the 9th and finished with 2 hits in 10 innings. . . Dave Stieb is the last Blue Jay to have a no-hitter after 8 innings. . . He entered the 9th at Chicago on August 24, 1985 and proceeded to surrender solo HR's to Rudy Law and Bryan Little before leaving the game.

BLUE JAYS 1987 STATISTICS

GAMES PLAYED — 162

PLAYER	AVG	G	AB	R	H	2B	3B	HR	RBI-GW	SH-SF	HP	BB	SO	SB-CS	GIDP
BARFIELD	.263	159	590	89	155	25	3	28	84-12	1-2	3	58	141	3-5	13
BELL	.308	156	610	111	188	32	4	47	134-16	0-9	7	39	75	5-1	17
BENIQUEZ	.284	39	81	6	23	5	1	5	21-2	0-1	1	5	13	0-0	3
DEWILLIS	.120	13	25	2	3	1	0	1	2-0	1-0	0	2	12	0-0	0
DUCEY	.188	34	48	12	9	1	0	1	6-1	0-1	0	8	10	2-0	0
FERNANDEZ-T	.322	146	578	90	186	29	8	5	67-10	4-4	5	51	48	32-12	14
FERNANDEZ-L	.334	-	386	-	129	21	7	3	51-9	3-3	4	30	30	-	7
FERNANDEZ-R	.297	-	192	-	57	8	1	2	16-1	1-1	1	21	18	-	7
FIELDER	.269	82	175	30	47	7	1	14	32-3	0-1	1	20	48	0-1	6
GRUBER	.235	138	341	50	80	14	3	12	36-4	1-2	7	17	70	12-2	11
INFANTE	-	1	0	0	0	0	0	0	0-0	0-0	0	0	0	0-0	0
IORG	.210	122	310	35	65	11	0	4	30-3	6-3	2	21	52	2-2	8
LEACH	.282	98	195	26	55	13	1	3	25-5	0-1	3	25	25	0-1	3
LEE-T	.256	56	121	14	31	2	3	1	11-0	1-1	0	6	13	2-0	1
LEE-L	.219	-	73	-	16	2	0	1	5-0	1-1	0	4	9	-	1
LEE-R	.313	-	48	-	15	0	3	0	6-0	0-0	0	2	4	-	0
LIRIANO-T	.241	37	158	29	38	6	2	2	10-0	2-0	0	16	22	13-2	3
LIRIANO-L	.267	-	116	-	31	6	2	0	3-0	2-0	0	13	16	-	0
LIRIANO-R	.167	-	42	-	7	0	0	2	7-0	0-0	0	3	6	-	3
MCGRIFF	.247	107	295	58	73	16	0	20	43-5	0-0	1	60	104	3-2	3
MOORE	.215	51	107	15	23	10	1	1	7-1	4-0	1	13	12	0-0	2
MOSEBY	.282	155	592	106	167	27	4	26	96-8	3-3	2	70	124	39-7	11
MULLINIKS	.310	124	332	37	103	28	1	11	44-3	3-3	0	34	55	1-1	10
MYERS	.111	7	9	1	1	0	0	0	0-0	0-0	0	0	3	0-0	2
SHARPERSON	.208	32	96	4	20	4	1	0	9-0	1-0	1	7	15	2-1	2
STARK	.083	5	12	0	1	0	0	0	0-0	0-0	0	0	0	0-0	2
THORNTON	.500	12	2	5	1	0	0	0	0-0	0-0	0	1	0	0-1	1
UPSHAW	.244	150	512	68	125	22	4	15	58-9	3-1	3	58	78	10-11	7
WHITT	.269	135	446	57	120	24	1	19	75-8	0-3	1	44	50	0-1	17
DH HITTERS	.258	162	592	101	153	32	3	38	97-13	0-3	5	83	160	3-3	13
PH HITTERS	.234	108	167	39	6	1	3	2	8-2	1-3	1	33	37	-	9
BLUE JAYS	.269	162	5635	845	1514	277	38	215	790-90	30-35	38	555	970	126-50	136
OPPONENTS	.244	162	5426	655	1323	268	40	158	620-61	56-32	22	567	1064	123-59	118

PITCHER	W-L	ERA	G	GS	CG	SHO	SV	IP	H	R	ER	HR	HP	BB	SO	WP
CERUTTI	L 11-4	4.40	44	21	2	0	0	151.1	144	75	74	30	1	59	92	5
CLANCY	R 15-11	3.54	37	37	5	1	0	241.1	234	103	95	24	1	80	180	12
EICHHORN	R 10-6	3.17	89	0	0	0	4	127.2	110	47	45	14	6	52	96	3
FLANAGAN	L 3-2	2.37	7	7	0	0	0	49.1	46	15	13	3	0	15	43	2
GORDON	R 0-0	4.09	5	0	0	0	0	11.0	8	5	5	2	0	3	3	0
HENKE	R 0-6	2.49	72	0	0	0	34	94.0	62	27	26	10	0	25	128	5
JOHNSON	R 3-6	5.13	14	14	0	0	0	66.2	77	44	38	10	2	18	27	3
KEY	L 17-8	2.76	36	36	8	1	0	261.0	210	93	80	24	2	66	161	8
LAVELLE	L 2-3	5.53	23	0	0	0	1	27.2	36	20	17	2	0	19	17	1
MUSSELMAN	L 12-5	4.15	68	1	0	0	3	89.0	75	43	41	7	3	54	54	5
NIEKRO	R 0-2	8.25	3	3	0	0	0	12.0	15	11	11	4	0	7	7	1
NUNEZ	R 5-2	5.01	37	9	0	0	0	97.0	91	57	54	12	0	58	99	3
STIEB	R 13-9	4.09	33	31	3	1	0	185.0	164	92	84	16	7	87	115	4
WARD	R 1-0	6.94	12	1	0	0	0	11.2	14	9	9	0	0	12	10	0
WELLS	L 4-3	3.99	18	2	0	0	1	29.1	37	14	13	0	0	12	32	4
BLUE JAYS	96-66	3.74	162	162	18	8	43	1454.0	1323	655	605	158	22	567	1064	56
OPPONENTS	66-96	4.72	162	162	26	10	33	1441.1	1514	845	756	215	38	555	970	64

VS EAST	HOME W-L	ROAD W-L	TOTAL W-L	VS. WEST	HOME W-L	ROAD W-L	TOTAL W-L
BALTIMORE	6-0	6-1	12-1	CALIFORNIA	5-1	2-4	7-5
BOSTON	4-3	3-3	7-6	CHICAGO	3-3	5-1	8-4
CLEVELAND	4-2	4-3	8-5	KANSAS CITY	4-2	0-6	4-8
DETROIT	4-3	2-4	6-7	MINNESOTA	5-1	4-2	9-3
MILWAUKEE	2-5	2-4	4-9	OAKLAND	2-4	3-3	5-7
NEW YORK	2-4	5-2	7-6	SEATTLE	5-1	5-1	10-2
				TEXAS	6-0	3-3	9-3
TOTALS VS. EAST	22-17	22-17	44-34	TOTALS VS WEST	30-12	22-20	52-32

	HOME W	HOME L	ROAD W	ROAD L	TOTAL W	TOTAL L	TOR	OPP	
SHUTOUTS	4	5	4	5	8	10	DOUBLE PLAYS	148	162
EXTRA INNINGS	8	4	2	3	10	7	TRIPLE PLAYS	0	0
ONE-RUN DECISIONS	19	12	8	12	27	24	LEFT ON BASE	1126	1086
VS. LEFTHANDERS	17	10	10	15	27	25	GRAND SLAM HR	3	6
VS. RIGHTHANDERS	35	19	34	22	69	41	HOME RUNS-HOME	101	83
GRASS FIELDS	0	0	35	28	35	28	HOME RUNS-ROAD	114	75
ARTIFICIAL FIELDS	52	29	9	9	61	38			
DAY GAMES	21	13	8	15	29	28			
NIGHT GAMES	31	16	36	22	67	38			
DOUBLEHEADERS	Won 0	Lost 1	Split 0						
							ATTENDANCE		
							HOME		ROAD
TOTAL	2,778,429						1,959,280		
AVE.	34,302						24,491		
DATES	81						80		
GAMES	81						81		

## 1987 TORONTO BLUE JAYS HIGHS &amp; LOWS

\*New Club Record

#Ties Club Record

## TEAM BATTING

Most Runs, Game, Blue Jays	18.	Sept. 14, Baltimore (H)
Most Runs, Game, Opponents	15.	June 29, New York (H)
Most Runs, Inning, Blue Jays	10.	Aug. 3, 6th Inn., Chicago (A)
Most Runs, Inning, Opponents	7.	June 26, 8th Inn., Milwaukee (A)
	7.	July 25, 6th Inn., Minnesota (H)
	7.	Aug. 13, 7th Inn., Chicago (H)
Most Extra-Base Hits, Game, Blue Jays	*12.	Sept. 16, Baltimore (H)
Most Extra-Base Hits, Game, Opponents	8.	April 9, Cleveland (H)
Most Hits, Game, Blue Jays	21.	Sept. 14, Baltimore (H)
Most Hits, Game, Opponents	17.	June 28, Milwaukee (A)
Most Hits, Inning, Blue Jays	9.	Aug. 3, 6th Inn., Chicago (A)
Most Hits, Inning, Opponents	7.	May 5, 2nd Inn., Kansas City (A)
Most Home Runs, Game, Blue Jays	*10.	Sept. 14, Baltimore (H)
Most Home Runs, Game, Opponents	5.	June 29, New York (H)
Most Home Runs, Inning, Blue Jays	3.	Sept. 12, 8th Inn., New York (H) (back-to-back-to-back)
	3.	Sept. 14, 2nd Inn., Baltimore (H)
	2.	Six times
Most Home Runs, Inning, Opponents	5.	October 3, Detroit (A)
Most Stolen Bases, Game, Blue Jays	5.	July 25, Minnesota (H)
Most Stolen Bases, Game, Opponents	2.	Many Times
Most Stolen Bases, Inning, Blue Jays	13.	June 16, Detroit (H)
Most Singles, Game, Blue Jays	15.	June 6, Baltimore (H)
Most Singles, Game, Opponents	#7.	May 14, Minnesota (A)
Most Doubles, Game, Blue Jays	5.	May 9, Texas (A)
Most Doubles, Game, Opponents	2.	June 17, Detroit (H)
Most Triples, Game, Blue Jays	2.	July 9, Kansas City (H)
	2.	Sept. 26, Detroit (H)
	3.	August 29, Oakland (H)
Most Triples, Game, Opponents	*53.	Sept. 14, Baltimore (H)
Most Total Bases, Game, Blue Jays	31.	April 9, Cleveland (H)
Most Total Bases, Game, Opponents	14.	August 1, Cleveland (H)
Most Left on Base, Blue Jays	15.	June 6, Baltimore (H)
Most Left on Base, Opponents		

## TEAM FIELDING

Most Double Plays, Game, Blue Jays	4.	June 1, Seattle (H)
Most Double Plays, Game, Opponents	5.	Oct. 2, Detroit (A)
Most Errors, Game, Blue Jays	4.	Sept. 4, Seattle (H)
Most Errors, Game, Opponents	4.	June 16, Detroit (H)

## TEAM PITCHING

Pitchers Most Strikeouts, Game, Blue Jays	13.	July 12, Kansas City (H)
Pitchers Most Strikeouts, Game, Opponents	17.	June 28, Milwaukee (A)
Pitchers Most Walks, Game, Blue Jays	9.	April 25, Chicago (A)
	9.	May 10, Texas (A)
	9.	July 25, Minnesota (H)
	9.	May 10, Texas (A)
Pitchers Most Walks, Game, Opponents	9.	August 7, Cleveland (A)

## INDIVIDUAL BATTING:

Most Runs, Game	3.	Many times
Most Hits, Game	4.	Barfield (4), Bell, Fernandez, Moseby, Whitt
Most Doubles, Game	3.	Barfield, Sept. 26, Detroit (H)
Most Triples, Game	1.	Many times
Most Home Runs, Game	#3.	Whitt, Sept. 14, Baltimore (H)
Most Runs Batted In, Game	7.	Bell, May 9, Texas (A)
Most Extra-Base Hits, Game	4.	Barfield, Sept. 26, Detroit (H)
Most Stolen Bases, Game	3.	Moseby, Oct. 3, Detroit (A)
Longest Hitting Streak	18.	Fernandez, Aug. 23 - Sept. 12
Grand Slams	1.	Bell, June 11, Baltimore (A)
	1.	Upshaw, June 23, Detroit (A)
	1.	Bell, August 27, Oakland (H)

## INDIVIDUAL PITCHING

Most Strikeouts, Game	11.	Nunez, July 9, Kansas City (H)
	11.	Clancy, July 12, Kansas City (H)
Most Walks, Game	8.	Nunez, May 16, Oakland (A)
Low Hit, Complete Game	2.	Clancy, May 18, California (A)
Most Home Runs, Allowed	3.	Cerutti, June 29, New York (A)
Most Innings Game, Starter	11.0.	Flanagan, Oct. 3, Detroit (A)
Most Innings Game, Reliever	6.2.	Nunez, July 4, Kansas City (A)
Longest Winning Streak	8.	Cerutti
	8.	Key
Longest Losing Streak	6.	Henke
Most Consecutive Scoreless Innings, Starter	18.1.	Jim Clancy, May 13-23
Most Consecutive Scoreless Innings, Reliever	19.1.	Tom Henke, April 6 - May 15

**TEAM MISCELLANEOUS**

Longest Winning Streak . . . . .	*11 . . . June 2 - 13
Longest Home Winning Streak . . . . .	7 . . . Sept. 1 - 2; 4 - 6; 11 - 12
Longest Road Winning Streak . . . . .	#7 . . . May 25; June 8 - 13
Longest Losing Streak . . . . .	8 . . . June 28 - July 5
Longest Home Losing Streak . . . . .	4 . . . Sept. 27 - 30
Longest Road Losing Streak . . . . .	5 . . . June 28; July 3(2) - 5
Longest Game, Innings . . . . .	13 . . . April 14, Chicago (H) Sept. 27, Detroit (H)
Longest Game, Time, Nine Innings . . . . .	*4:05 . . . June 25, Minnesota (H)
Longest Game, Time, Extra Innings . . . . .	4:25 . . . July 1, New York (H)
Fastest Game, Time . . . . .	2:04 . . . April 10, Boston (A)
Largest Margin, Victory . . . . .	15 . . . Sept. 14, Baltimore (H), 18-3
Largest Margin, Loss . . . . .	11 . . . April 9, Cleveland (H), 14-3
Largest Crowd, Exhibition Stadium . . . . .	*47,828 . . . July 1, New York
Smallest Crowd, Exhibition Stadium . . . . .	17,285 . . . April 15, Chicago
Largest Crowd, Road . . . . .	51,005 . . . October 4, Detroit
Smallest Crowd, Road . . . . .	6,000 . . . April 22, Cleveland
Largest Lead . . . . .	3.5 . . . Sept. 26 (96-59)
Furthest from First Place . . . . .	7.0 . . . GBL - April 27 (10-8, 3rd place)

**1987 STATISTICAL ANALYSIS - BATTING**

	AVG.	SLUGGING	ON-BASE	AB/HR	SB%	AB/SO
BARFIELD	.263	.457	.331	21.07	.375	4.18
BELL	.308	.605	.352	12.98	.833	8.13
BENIQUEZ (Tor.)	.284	.556	.330	16.20	—	6.23
BENIQUEZ (Total)	.251	.400	.297	31.88	—	6.54
DeWILLIS	.120	.280	.185	25.00	—	2.08
DUCEY	.188	.271	.298	48.00	1.000	4.80
FERNANDEZ	.322	.426	.379	115.60	.727	12.04
FIELDER	.269	.560	.345	12.50	.000	3.65
GRUBER	.235	.399	.283	28.42	.857	4.87
INFANTE	—	—	—	—	—	—
IORG	.210	.284	.262	77.50	.500	5.96
LEACH	.282	.405	.371	65.00	.000	7.80
LEE	.256	.347	.289	121.00	1.000	9.31
LIRIANO	.241	.342	.310	79.00	.867	7.18
McGRIFF	.247	.505	.376	14.75	.600	2.84
MOORE	.215	.355	.306	107.00	—	8.92
MOSEBY	.282	.473	.358	22.77	.848	4.77
MULLINIKS	.310	.500	.371	30.18	.500	6.04
MYERS	.111	.111	.111	—	—	3.33
SHARPERSON	.208	.271	.269	—	.667	6.40
STARK	.083	.083	.083	—	—	—
THORNTON	.500	.500	.667	—	.000	—
UPSHAW	.244	.391	.324	34.13	.476	6.56
WHITT	.269	.455	.334	23.47	.000	8.92
BLUE JAYS	.269	.446	.336	26.21	.716	5.81
AL AVG	.265	.425	.333	29.54	.692	5.79

**1987 STATISTICAL ANALYSIS - PITCHING**

	ERA	HITS/9 Inn.	BB/9 Inn.	SO/9 Inn.	HR'S/9 Inn.	% Starts Completed	% Reliefs Finished
CERUTTI	4.40	8.56	3.51	5.47	1.78	.010	.261
CLANCY	3.54	8.73	2.98	6.71	0.90	.134	—
EICHHORN	3.17	7.75	3.67	6.77	0.99	—	.303
FLANAGAN (Tor.)	2.37	8.39	2.73	7.84	0.55	.000	—
FLANAGAN (Tot.)	4.06	9.25	3.19	3.19	0.75	.174	—
GORDON	4.09	6.55	2.46	2.46	1.64	—	.400
HENKE	2.49	5.94	2.39	12.26	0.96	—	.861
JOHNSON	5.13	10.40	2.43	3.65	1.35	.000	—
KEY	2.76	7.24	2.26	5.55	0.83	.222	—
LAVELLE	5.53	11.71	6.19	5.53	0.65	—	.391
MUSSELMAN	4.15	7.58	5.46	5.46	0.71	.000	.209
NIEKRO (Tor.)	8.25	11.25	5.25	5.25	3.00	.000	—
NIEKRO (Total)	6.10	10.42	3.98	4.25	1.46	.080	—
NUNEZ	5.01	8.44	5.38	9.19	1.11	.000	.464
STIEB	4.09	7.98	4.23	5.59	0.78	.010	.500
WARD	6.94	10.80	9.26	7.71	—	.000	.364
WELLS	3.99	11.35	3.68	9.82	—	.000	.375
BLUE JAYS	3.74	8.19	3.51	6.59	0.98	.111	.889
AL AVG	4.46	9.19	3.48	5.99	1.17	.329	—

## 1987 BLUE JAYS DAY-BY-DAY

Pitcher in Caps - Complete Game

[ - Doubleheaders

r - Relief Pitcher

DATE	W-L	POS	GB	OPPN	D/N	SCORE	WINNER	LOSER
<b>APRIL</b>								
6	1-0	T1	—	CLEV	D	W7-3	Key (1-0)	Candioti (0-1)
7	1-0	T1	—	OFF DAY				
8	2-0	T1	—	CLEV	D	W5-1	Clancy (1-0)	Swindell (0-1)
9	2-1	T2	1	CLEV	D	L3-14	P. Niekro (1-0)	Johnson (0-1)
10	2-2	T3	2	@ BOS	D	L0-3	HURST (1-0)	Stieb (0-1)
11	3-2	T3	2	@ BOS	D	W11-1	Key (2-0)	Clemens (0-1)
12	3-3	T4	3	@ BOS	D	L3-8	Stanley (1-1)	Clancy (1-1)
13	3-3	5	3 1/2	OFF DAY				
14	4-3	T4	3 1/2	CHGO	N	W4-3(13)	rEichhorn (1-0)	rMcKeon (0-1)
15	4-4	T4	4 1/2	CHGO	N	L0-5	DeLeon (2-0)	Stieb (0-2)
16	5-4	T3	4	BOS	N	W4-2	Key (3-0)	Clemens (0-2)
17	6-4	T3	4	BOS	D	W10-5	rCerutti (1-0)	Stanley (1-2)
18	6-5	5	5	BOS	D	L4-6	Sellers (1-0)	Clancy (1-2)
19	6-6	T5	6	BOS	D	L1-4	Nipper (2-0)	Johnson (0-2)
20	7-6	T3	6	@ CLEV	N	W8-7(10)	rMusselman (1-0)	rD. Jones (0-1)
21	7-7	T3	6	@ CLEV	N	L0-5	CANDIOTTI (1-3)	KEY (3-1)
22	8-7	T3	5 1/2	@ CLEV	N	W6-3	rEichhorn (2-0)	rCarlton (1-2)
23	8-7	T3	5 1/2	OFF DAY				
24	9-7	3	5 1/2	@ CHGO	N	W4-2(10)	rEichhorn (3-0)	rJames (0-1)
25	9-8	3	6 1/2	@ CHGO	N	L4-5	rJames (1-1)	rEichhorn (3-1)
26	10-8	3	6 1/2	@ CHGO	D	W5-2	Key (4-1)	DeLeon (2-2)
27	10-8	3	7	OFF DAY				
28	11-8	3	6	MINN	N	W5-1	CLANCY (2-2)	Vida (1-3)
29	12-8	3	5 1/2	MINN	N	W8-1	Johnson (1-2)	Smithson (3-1)
30	12-8	3	5 1/2	OFF DAY				
<b>MAY</b>								
1	13-8	3	5	TEX	N	W3-2	rMusselman (2-0)	rM. Williams (2-2)
2	14-8	3	5 1/2	TEX	D	W9-8	rEichhorn (4-1)	rHarris (1-3)
3	15-8	2	4 1/2	TEX	D	W3-1	Clancy (3-2)	Correa (1-2)
4	15-8	2	4 1/2	@ KC	PPD: RAIN - RESCHEDULED FOR July 3rd - DH			
5	15-9	2	4 1/2	@ KC	N	L4-6	Leibrandt (4-1)	Johnson (1-3)
6	15-10	3	4 1/2	@ KC	N	L3-6	Black (1-0)	Key (4-2)
7	15-10	3	4 1/2	OFF DAY				
8	16-10	3	3 1/2	@ TEX	N	W7-4	Clancy (4-2)	Guzman (1-2)
9	17-10	2	2 1/2	@ TEX	N	W15-4	Stieb (1-2)	Correa (1-3)
10	17-11	3	2 1/2	@ TEX	D	L8-9	B. Witt (1-1)	rEichhorn (4-2)
11	18-11	3	2	KC	N	W4-0	KEY (5-2)	LEIBRANDT (4-2)
12	18-12	3	2	KC	N	L1-3	Black (2-0)	Cerutti (1-1)
13	19-12	3	1	@ MINN	N	W7-0	Clancy (5-2)	Portugal (1-2)
14	20-12	3	1	@ MINN	N	W16-4	Stieb (2-2)	Straker (2-1)
15	21-12	2	2	@ OAK	N	W3-2	Johnson (2-3)	Plunk (1-2)
16	21-13	2	1	@ OAK	D	L3-10	Haas (1-0)	Key (5-3)
17	21-14	2	2	@ OAK	D	L0-3	STEWART (5-3)	Cerutti (1-2)
18	22-14	2	2	@ CALF	N	W12-0	CLANCY (6-2)	Cook (1-2)
19	22-15	2	2	@ CALF	N	L1-2	rBuice (2-2)	rMusselman (2-1)
20	22-16	3	2	@ CALF	N	L4-5(10)	rLucas (1-1)	rHenke (0-1)
21	22-16	3	2	OFF DAY				
22	23-16	3	2	@ SEA	N	W7-5	rEichhorn (5-2)	Bankhead (5-2)
23	24-16	2	2	@ SEA	N	W6-2	CLANCY (7-2)	M. Moore (2-5)
24	24-17	2	3	@ SEA	N	L2-5	LANGSTON (5-4)	Stieb (2-3)
25	25-17	2	3	@ SEA	N	W6-5	Key (6-3)	Morgan (4-5)
26	25-17	2	3	OFF DAY				
27	25-18	2	3	OAK	N	L1-4	Haas (2-1)	Johnson (2-4)
28	25-19	2	4	OAK	N	L3-4	Stewart (6-4)	Clancy (7-3)
29	26-19	2	3	CALF	N	W3-1	Stieb (3-3)	SUTTON (2-5)
30	27-19	2	2	CALF	D	W2-3(10)	rEichhorn (6-2)	Lazorko (0-2)
31	28-19	2	2	CALF	D	W7-2	CERUTTI (2-2)	Candelana (4-2)
<b>JUNE</b>								
1	28-20	2	2	SEA	N	L0-2	Bankhead (6-3)	Johnson (2-5)
2	29-20	2	2	SEA	N	W4-3	rMusselman (3-1)	M. Moore (2-7)
3	30-20	2	2	SEA	N	W7-2	Stieb (4-3)	Langston (6-5)
4	30-20	2	1 1/2	OFF DAY				
5	31-20	2	1 1/2	BALT	N	W6-2	KEY (7-3)	E. Bell (5-3)
6	32-20	2	1 1/2	BALT	D	W8-5(11)	rMusselman (4-1)	rDixon (3-5)
7	33-20	2	1 1/2	BALT	D	W3-2	rEichhorn (7-2)	BODDICKER (5-2)
8	34-20	1	+ 1/2	@ NY	N	W11-0	Stieb (5-3)	Rhoden (6-4)
9	35-20	1	+ 1 1/2	@ NY	N	W7-2	Cerutti (3-2)	Guidry (0-2)
10	36-20	1	+ 2 1/2	@ NY	N	W4-1	Key (8-3)	John (6-2)
11	37-20	1	+ 3	@ BALT	N	W8-6	Johnson (3-5)	Habyan (1-2)
12	38-20	1	+ 3	@ BALT	N	W8-5	rEichhorn (8-2)	Boddicker (5-3)
13	39-20	1	+ 3	@ BALT	N	W8-2	CERUTTI (4-2)	McGregor (2-6)
14	39-21	1	+ 3	@ BALT	D	L5-8	Schmidt (7-1)	rEichhorn (8-3)
15	39-22	1	+ 2	DET	N	L1-2	Terrell (5-6)	KEY (6-4)
16	40-22	1	+ 2	DET	N	W10-4	rLavelle (1-0)	Robinson (4-3)
17	40-23	1	+ 1	DET	D	L2-3	Tanana (6-3)	Clancy (7-4)
18	40-24	1	—	MILW	N	L3-6	Nieves (5-4)	Stieb (5-4)
19	41-24	1	—	MILW	N	W15-6	rMusselman (5-1)	rClear (5-2)
20	41-25	1	—	MILW	D	L2-3	Wegman (6-6)	KEY (8-5)
21	42-25	1	+ 1	MILW	D	W7-6	rMusselman (6-1)	Crim (3-5)
22	42-26	1	—	@ DET	N	L0-2	TANANA (7-3)	Clancy (7-5)
23	43-26	1	—	@ DET	N	W8-7	Stieb (6-4)	Robinson (4-4)
24	44-26	1	+ 1	@ DET	N	W5-3	Cerutti (5-2)	MORRIS (10-3)
25	44-26	1	+ 1	OFF DAY				
26	44-27	1	—	@ MILW	N	L5-10	rPlesac (4-0)	rHenke (0-2)
27	45-27	1	—	@ MILW	N	W8-1	CLANCY (8-5)	Nieves (5-5)
28	45-28	1	—	@ MILW	D	L5-11	Higuera (6-7)	Stieb (6-5)
29	45-29	2	1	NY	N	L14-15	rRighetti (5-3)	rHenke (0-3)
30	45-30	2	2	NY	N	L0-4	Guidry (1-3)	Weiss (0-1)
<b>JULY</b>								
1	45-31	2	3	NY	D	L1-6	rClements (2-0)	rMusselman (6-2)
2	45-31	2	3	OFF DAY				
3	45-32	—	—	@ KC	TNDH	L4-6	Gubicza (7-8)	Clancy (8-6)
3	45-33	2	4	@ KC	—	L4-5	rFarr (3-2)	rHenke (0-4)

DATE	W-L	POS	GB	OPPN	D/N	SCORE	WINNER	LOSER
<b>JULY</b>								
4	45-34	2	5	@ KC	N	L1-9	Black (4-2)	Wells (0-2)
5	45-35	3	5	@ KC	D	L3-4(10)	rQuisenberry (4-0)	rEichhorn (8-4)
6	46-35	2	4	TEX	N	W6-4	Key (9-5)	HOUGH (9-4)
7	47-35	2	4	TEX	N	W6-2	Clancy (9-6)	Loynd (1-5)
8	48-35	2	4	TEX	N	W5-2	rMusselman (7-2)	B. Witt (4-4)
9	49-35	2	3	KC	N	W7-1	J. Nunez (1-0)	Black (4-3)
10	50-35	2	3	KC	N	W7-0	STIEB (7-5)	Leibrandt (8-7)
11	50-36	2	3	KC	D	L1-2	SABERHAGEN (15-3)	KEY (9-6)
12	51-36	2	3	KC	D	W3-2	Clancy (10-6)	rBlack (4-4)
... ALL-STAR BREAK ...								
16	52-36	2	3	@ MINN	D	W5-2	Key (10-6)	Bylveen (8-7)
17	52-37	2	4	@ MINN	N	L2-3	Viola (9-6)	rEichhorn (8-5)
18	53-37	2	3	@ MINN	N	27-5	Stieb (8-5)	J. Niekro (5-7)
19	53-38	2	3	@ MINN	D	L6-7	rSchatz'dr (1-0)	rLavelle (1-1)
20	54-38	2	3	@ TEX	N	W5-3	Cerutti (6-2)	Hough (10-6)
21	54-39	3	3	@ TEX	N	L4-6	rMohoric (6-2)	rMusselman (7-3)
22	54-40	3	3	@ TEX	N	L3-5	rRussell (3-1)	rLavelle (1-2)
23	55-40	2	2 1/2	MINN	N	W4-3	STIEB (9-5)	rFrazier (5-5)
24	56-40	2	1 1/2	MINN	N	W8-6	rEichhorn (9-5)	rReardon (5-5)
25	56-41	3	1 1/2	MINN	D	L9-13	rSchatz'dr (2-0)	rMusselman (7-4)
26	57-41	3	1 1/2	MINN	D	W4-2	Key (11-6)	BLYLEVEN (9-8)
27	58-41	3	1	BOS	N	W10-8	rMusselman (8-4)	rSchiraldi (5-5)
28	59-41	3	1	BOS	N	W5-4	rMusselman (9-4)	rSambito (1-3)
29	59-42	3	2	BOS	N	L5-6	rSchiraldi (6-5)	rLavelle (1-3)
30	59-42	3	2 1/2	OFF DAY				
31	60-42	2	2 1/2	CLEV	N	W8-3	Key (12-6)	rRitter (0-1)
<b>AUGUST</b>								
1	60-43	3	2 1/2	CLEV	D	L0-3	Bailes (4-4)	Clancy (10-7)
2	61-43	2	2 1/2	CLEV	D	W11-5	Stieb (10-5)	Akerfelds (0-2)
3	62-43	2	1 1/2	@ CHGO	N	W14-5	rMusselman (10-4)	Bannister (6-9)
4	63-43	2	1 1/2	@ CHGO	N	W4-1	Cerutti (7-2)	Allen (0-6)
5	64-43	2	1 1/2	@ CHGO	N	W3-2	Key (13-6)	DOTSON (8-8)
6	64-44	2	1 1/2	@ CLEV	N	L5-14	Bailes (5-4)	Clancy (10-8)
7	65-44	1	+ 1/2	@ CLEV	N	W15-1	Stieb (11-5)	Akerfelds (0-3)
8	65-45	2	1 1/2	@ CLEV	D	L1-3	CANDIOTTI (5-11)	J. Nunez (1-1)
9	66-45	1	+ 1/2	@ CLEV	D	W5-1	Cerutti (8-2)	Schrom (5-8)
10	66-46	1	+ 1/2	@ BOS	N	L1-9	CLEMENS (12-7)	Clancy (10-9)
11	67-46	1	+ 1 1/2	@ BOS	N	W8-3	KEY (14-6)	Stanley (3-12)
12	68-46	1	+ 1 1/2	@ BOS	N	W10-4	Stieb (12-5)	Sellers (4-5)
13	68-47	1	+ 1 1/2	CHGO	N	L3-10	BANNISTER (8-9)	Niekro (7-12)
14	69-47	1	+ 1 1/2	CHGO	N	W3-2	Cerutti (9-2)	DELEON (5-11)
15	69-48	1	+ 1/2	CHGO	D	L0-1	DOTSON (10-6)	Clancy (10-10)
16	70-48	1	+ 1/2	CHGO	D	W6-4	rEichhorn (10-5)	rSeavage (2-3)
17	70-48	1	+ 1/2	OFF DAY				
18	71-48	1	+ 1/2	@ OAK	N	W2-1	Stieb (13-5)	rEckersley (6-6)
19	71-49	2	1 1/2	@ OAK	D	L3-7	STEWART (17-8)	Cerutti (9-3)
20	72-49	2	1 1/2	@ OAK	D	W7-6	rLavelle (2-3)	rCadaret (2-1)
21	72-50	2	—	@ CALF	N	L1-3	Reuss (4-1)	Niekro (7-13)
22	73-50	2	—	@ CALF	N	W2-0	J. Nunez (2-1)	Witt (15-9)
23	73-51	2	—	@ CALF	D	L2-5	McCaskill (4-5)	Stieb (13-6)
24	74-51	2	—	@ SEA	N	W7-3	Cerutti (10-3)	Morgan (10-14)
25	75-51	2	—	@ SEA	N	W6-3	Clancy (11-10)	M. MOORE (6-16)
26	75-51	2	1/2	OFF DAY				
27	76-51	2	—	OAK	N	W9-4	Key (15-6)	rCadaret (3-2)
28	76-52	2	—	OAK	N	L2-3	Stewart (18-9)	STIEB (13-7)
29	76-53	2	1	OAK	D	L5-6(10)	rPlunk (2-4)	rEichhorn (10-6)
30	77-53	2	1	OAK	D	W13-3	Clancy (12-10)	Rijo (2-7)
31	77-54	2	1	CALF	N	L7-8(11)	rFraser (9-8)	rHenke (0-5)
<b>SEPTEMBER</b>								
1	78-54	2	1	CALF	N	W4-3(10)	rMusselman (11-4)	WITT (15-10)
2	79-54	2	1	CALF	D	W7-6	rWells (1-2)	rBuice (5-6)
3	79-54	2	1 1/2	OFF DAY				
4	80-54	2	1 1/2	SEA	N	W6-5(10)	rJ. Nunez (3-1)	rPowell (0-3)
5	81-54	2	1 1/2	SEA	D	W3-0	Flanagan (4-6)	Campbell (0-3)
6	82-54	1	+ 1/2	SEA	D	W3-2(11)	rJ. Nunez (4-1)	rE. Nunez (3-3)
7	83-54	1	+ 1/2	@ MILW	D	W5-3	rWard (1-0)	rPlesac (5-6)
8	83-55	2	—	@ MILW	N	L4-6	Bosio (10-5)	Stieb (13-8)
9	83-56	2	1 1/2	@ MILW	N	L4-6	rClear (7-5)	rWells (1-3)
10	83-56	2	1	OFF DAY				
11	84-56	T1	—	NY	N	W6-5(10)	iWells (2-3)	rRighetti (7-4)
12	85-56	1	+ 1	NY	D	W13-1	Key (16-6)	Rhoden (16-10)
13	85-57	T1	—	NY	D	L5-8	rHudson (10-6)	Cerutti (10-4)
14	86-57	T1	—	BALT	N	W18-3	Clancy (13-10)	Dixon (7-10)
15	87-57	T1	—	BALT	N	W6-2	Flanagan (5-6)	Mesa (0-1)
16	88-57	T1	—	BALT	N	W7-0	Key (17-6)	Boddicker (10-9)
17	88-58	2	1/2	@ NY	N	L5-5	rRighetti (8-4)	rHenke (0-6)
18	89-58	2	1/2	@ NY	N	W6-3	Clancy (14-10)	Allen (0-8)
19	89-59	2	1 1/2	@ NY	D	L-2-4	Gullickson (3-2)	Flanagan (5-7)
20	90-59	2	1/2	@ NY	D	W6-2	rWells (3-3)	Leiter (1-1)
21	91-59	1	+ 1/2	@ BALT	N	W2-1	rCerutti (11-4)	Boddicker (10-10)
22	92-59	1	+ 1/2	@ BALT	N	W8-4	rWells (4-3)	Bailard (2-7)
23	93-59	1	+ 1/2	@ BALT	N	W6-1	CLANCY (15-10)	Habyan (5-6)
24	94-59	1	+ 1 1/2	DET	N	W4-3	Flanagan (6-7)	MORRIS (18-10)
25	95-59	1	+ 2 1/2	DET	N	W3-2	rMusselman (12-4)	rHernandez (3-4)
26	96-59	1	+ 3 1/2	DET	D	W10-9	rJ. Nunez (5-1)	rHeneman (9-3)
27	96-60	1	+ 2 1/2	DET	D	L2-3(13)	rHeneman (10-3)	rJ. Nunez (5-2)
28	96-61	1	+ 2 1/2	MILW	N	L4-6	Wegman (11-11)	Flanagan (6-8)
29	96-62	1	+ 1 1/2	MILW	N	L3-5	BOSIO (11-7)	Key (17-7)
30	96-63	1	+ 1 1/2	MILW	N	L2-5	NIEVES (14-8)	Stieb (13-9)
<b>OCTOBER</b>								
1	96-63	1	+ 1	OFF DAY				
2	96-64	T1	—	@ DET	N	L3-4	Alexander (9-0)	Clancy (15-11)
3	96-65	2	1	@ DET	D	L2-3(13)	Morris (19-10)	rMusselman (12-5)
4	96-66	2	2	@ DET	D	L0-1	TANANA (15-10)	KEY (17-8)

## 1987 BLUE JAYS INDIVIDUAL FIELDING

## FIRST BASEMEN

NAME	G	GS	PO	A	E	DP	TP	TC	AVG
Beniquez	2	0	7	0	0	0	0	7	1.000
Fielder	16	15	98	6	0	12	0	104	1.000
Leach	5	0	6	0	0	0	0	6	1.000
McGriff	14	12	108	7	2	5	0	117	.983
Upshaw	146	135	1169	127	9	113	0	1305	.993
TEAM TOTALS	183	162	1388	140	11	130	0	1539	.993

## SECOND BASEMEN

NAME	G	GS	PO	AS	E	DP	TP	TC	AVG
Bell	1	0	1	0	0	0	0	1	1.000
Gruber	7	1	3	4	0	1	0	7	1.000
Iorg	91	74	139	195	6	33	0	340	.982
Lee	27	20	51	61	4	16	0	116	.966
Liriano	37	36	83	107	1	28	0	191	.995
Sharperson	32	31	64	69	4	16	0	137	.971
TEAM TOTALS	195	162	341	436	15	94	0	792	.981

## THIRD BASEMEN

NAME	G	GS	PO	AS	E	DP	TP	TC	AVG
Bell	1	0	0	0	0	0	0	0	—
Fielder	2	0	0	0	0	0	0	0	—
Gruber	119	74	52	168	12	11	0	232	.948
Iorg	28	9	10	26	1	2	0	37	.973
Mulliniks	96	79	29	137	13	14	0	179	.927
TEAM TOTALS	246	162	91	331	26	27	0	448	.942

## SHORTSTOPS

NAME	G	GS	PO	AS	E	DP	TP	TC	AVG
Fernandez	146	142	270	396	14	88	0	680	.979
Gruber	21	8	20	28	1	7	0	49	.980
Lee	26	12	26	49	1	10	0	76	.987
Mulliniks	1	0	0	0	0	0	0	0	—
TEAM TOTALS	194	162	316	473	16	105	0	805	.980

## OUTFIELDERS

NAME	G	GS	PO	AS	E	DP	TP	TC	AVG
Barfield	158	146	341	17	3	4	361	.992	
Bell	149	147	248	14	11	1	273	.960	
Beniquez	7	5	7	0	1	0	8	.875	
Ducey	28	10	31	0	0	0	31	1.000	
Gruber	2	0	1	0	0	0	1	1.000	
Leach	43	29	51	1	1	0	53	.981	
Moore	5	1	1	1	1	0	3	.667	
Moseby	153	148	294	7	6	1	307	.980	
Thornton	4	0	0	0	0	0	0	—	
TEAM TOTALS	549	486	974	40	23	6	1037	.978	

## CATCHERS

NAME	G	GS	PO	AS	E	ED	TP	PB	TC	AVG
Myers	5	0	7	1	0	0	0	0	8	1.000
Whitt	131	113	803	55	5	10	0	0	863	.994
DeWillis	13	10	49	5	2	1	0	0	56	.964
Moore	44	34	236	10	4	0	0	4	250	.983
Stark	5	3	25	1	0	0	0	1	26	1.000
TEAM TOTALS	200	162	1137	72	11	11	0	13	1220	.991

## PITCHERS

NAME	G	GS	PO	AS	E	DP	TP	TC	AVG
Cerutti	44	21	5	15	1	1	0	21	.952
Clancy	37	37	25	36	2	4	0	63	.968
Eichhorn	89	0	2	30	1	2	0	33	.970
Flanagan	7	7	3	4	0	1	0	7	1.000
Gordon	5	0	0	1	0	0	0	1	1.000
Henke	72	0	9	12	0	1	0	21	1.000
Johnson	14	14	7	8	0	0	0	15	1.000
Key	36	36	17	44	3	5	0	64	.953
Lavelle	23	0	4	5	0	0	0	9	1.000
Musselman	68	1	9	15	0	2	0	24	1.000
Niekro, P.	3	3	1	0	0	0	0	1	1.000
Nunez	37	9	5	7	0	1	0	12	1.000
Stieb	33	31	24	25	2	2	0	51	.961
Ward	12	1	2	2	0	0	0	4	1.000
Wells	18	2	2	4	0	1	0	6	1.000
TEAM TOTALS	498	162	115	208	9	20	0	332	.973

## BLUE JAYS DETAILED HITTING — 1987

	AVG.	G	AB	R	H	HR	RBI	
Season	.269	162	5635	845	1514	215	790	
Home	.268	81	2777	425	743	101	395	
Road	.270	81	2858	420	771	114	395	
VS. Right	.273	—	3865	574	1055	153	551	
VS. Left	.259	—	1770	271	459	62	239	
Day	.261	57	1979	271	516	73	255	
Night	.273	105	3656	574	998	142	535	
Artificial	.272	99	3426	521	932	129	489	
Natural	.263	63	2209	324	582	86	301	
Pinch Hitting	.234	108	167	—	39	3	28	
Des. Hitting	.258	162	592	101	153	38	97	
April	.250	20	682	92	170	22	82	
May	.274	27	928	142	254	36	132	
June	.275	28	981	164	270	46	158	
July	.265	27	923	133	245	34	125	
August	.275	29	1028	155	283	39	149	
Sept./Oct.	.267	31	1093	159	292	38	144	
At All-Star	.265	87	2996	446	793	113	418	
After All-Star	.273	75	2639	399	721	102	372	
Baltimore	.299	13	471	93	141	31	89	
Boston	.289	13	453	72	131	17	67	
Cleveland	.280	13	454	74	127	17	65	
Detroit	.239	13	457	50	109	8	47	
Milwaukee	.276	13	442	67	122	17	61	
New York	.273	13	480	80	131	20	74	
VS. East Div.	.276	78	2757	436	761	110	403	
VS. West Div.	.262	84	2878	409	753	105	387	
California	.253	12	415	54	105	10	47	
Chicago	.234	12	410	50	96	14	49	
Kansas City	.259	12	401	42	104	9	41	
Minnesota	.308	12	428	81	132	20	79	
Oakland	.245	12	412	51	101	14	48	
Seattle	.273	12	411	57	112	20	55	
Texas	.257	12	401	74	103	18	68	
On Base Pct	.336			Slugging Pct	.446		Total Bases	2512

## BLUE JAYS DETAILED PITCHING — 1987

	ERA	G	W	L	IP	H	ER
Season	3.74	162	96	66	1454.0	1323	605
Home	3.54	81	52	29	752.0	650	296
Road	3.96	81	44	37	702.0	673	309
Day	4.09	57	29	28	515.1	475	234
Night	3.56	105	67	38	938.2	848	371
April	3.65	20	12	8	182.2	160	74
May	3.47	27	16	11	238.1	199	92
June	4.03	28	17	11	250.0	242	112
July	4.20	27	15	12	240.0	218	112
August	3.87	29	17	12	258.0	235	111
Sept./Oct.	2.24	31	19	12	285.0	269	104
At All-Star	3.66	87	51	36	779.2	692	317
After All-Star	3.84	75	45	30	674.1	631	288
Baltimore	3.13	13	12	1	118.0	108	41
Boston	4.58	13	7	6	114.0	117	58
Cleveland	4.77	13	8	5	115.0	116	61
Detroit	2.92	13	7	6	120.1	111	39
Milwaukee	5.42	13	4	9	113.0	131	68
New York	3.91	13	7	6	119.2	111	52
VS. East Div.	4.10	78	45	33	700.0	694	319
VS. West Div.	3.41	84	51	33	754.0	629	286
California	2.96	12	7	5	109.1	87	36
Chicago	2.88	12	8	4	112.2	90	36
Kansas City	3.39	12	4	8	103.2	95	39
Minnesota	3.74	12	9	3	106.0	83	44
Oakland	4.25	12	5	7	106.0	95	50
Seattle	2.62	12	10	2	110.0	87	32
Texas	4.15	12	9	3	106.1	92	49
Opp. Batting Avg.	.244						
SO Per 9 Inn.	6.59						
BB Per 9 Inn.	3.51						
Win/Loss Streak	11:8						

## TORONTO BLUE JAYS 1987 PLAYER TRANSACTIONS

DATE	PLAYER	TRANSACTION
February 2	Damaso Garcia - 2B	Traded to Atlanta (NL)
	Craig McMurtry - RHP	Acquired from Atlanta (NL)
March 22	Santiago Garcia - 2B	Optioned to Knoxville (AA)
	Silvestre Campusano - OF	Optioned to Syracuse (AAA)
	Otis Green - OF	Optioned to Syracuse (AAA)
March 23	Nelson Liriano - 2B	Optioned to Syracuse (AAA)
	Jose Mesa - RHP	Optioned to Knoxville (AA)
March 27	Greg Myers - C	Outrighted to Knoxville (AA)
March 28	Glenallen Hill - OF	Outrighted to Syracuse (AAA)
March 30	Rob Ducey - OF	Outrighted to Syracuse (AAA)
	Gary Lavelle - LHP	Disabled (15-Day) - Elbow
	Craig McMurtry - RHP	Disabled (21-Day) - Appendectomy
April 2	Bill Caudill - RHP	Released outright
	Lou Thornton - OF	Outrighted to Syracuse (AAA)
	Don Gordon - RHP	Outrighted to Syracuse (AAA)
	Manny Lee - IF	Outrighted to Syracuse (AAA)
April 6	<b>OPENING DAY ROSTER</b>	
	<b>PITCHERS (10)</b> - John Cerutti, Jim Clancy, Mark Eichhorn, Tom Henke, Joe Johnson, Jimmy Key, Gary Lavelle (DL), Craig McMurtry (DL), Jeff Musselman, Jose Nunez, Dave Stieb, Duane Ward	
	<b>CATCHERS (2)</b> - Matt Stark, Ernie Whitt	
	<b>INFELDERS (8)</b> - Tony Fernandez, Cecil Fielder, Kelly Gruber, Garth Iorg, Fred McGriff, Rance Mulliniks, Mike Sharperson, Willie Upshaw	
	<b>OUTFIELDERS (4)</b> - Jesse Barfield, George Bell, Rick Leach, Lloyd Moseby	
April 16	Matt Stark - C	Disabled (15-Day) - Right Shoulder
April 20	Gary Lavelle - LHP	Assigned to Dunedin (A) on 20-day medical rehabilitation
April 29	Rob Ducey - OF	Purchased from Syracuse (AAA)
April 30	Duane Ward - RHP	Optioned to Syracuse (AAA)
May 6	Matt Stark - C	Reinstated from disabled list and outrighted to Knoxville (AA)
May 9	Gary Lavelle - LHP	Recalled from injury rehabilitation remains on DL
May 27	Mike Sharperson - 2B	Outrighted to Syracuse (AAA)
	Manny Lee - IF	Purchased from Syracuse (AAA)
May 29	Craig McMurtry - RHP	Assigned to Knoxville (AA) on 20-day medical rehabilitation
June 1	Rob Ducey - OF	Optioned to Syracuse (AAA)
	Gary Lavelle - LHP	Reinstated from DL
June 5	Jeff DeWillis - C	Optioned to Knoxville (AA)
	Charlie Moore - C	Signed as a free agent
June 17	Craig McMurtry - RHP	Recalled from injury rehabilitation
June 18	Craig McMurtry - RHP	Optioned to Knoxville (AA)
June 21	Joe Johnson - RHP	Optioned to Syracuse (AAA)
June 22	David Wells - LHP	Purchased from Syracuse (AAA)
July 12	David Wells - LHP	Optioned to Syracuse (AAA)
July 14	Juan Beniquez - OF	Acquired from Kansas City (AL)
	Luis Aquino - RHP	Traded to Kansas City (AL) and assigned to Omaha (AAA)
July 24	Manny Lee - IF	Outrighted to Syracuse (AAA)
	Don Gordon - RHP	Recalled from Syracuse (AAA)
August 9	Phil Niekro - RHP	Acquired from Cleveland (AL) in exchange for minor league OF - Daryl Landrum
August 10	Don Gordon - RHP	Claimed on waivers by Cleveland (AL)
August 25	Nelson Liriano - 2B	Purchased from Syracuse (AAA)
	Gary Lavelle - LHP	Released outright
August 30	Mike Flanagan - LHP	Acquired from Baltimore (AL) in exchange for minor league pitchers, RHP-Oswald Peraza & RHP-Jose Mesa
	Phil Niekro - RHP	Released outright
September 1	Rob Ducey - OF	Recalled from Syracuse (AAA)
	Craig McMurtry - RHP	Recalled from Syracuse (AAA)
	Joe Johnson - RHP	Recalled from Syracuse (AAA)
	David Wells - LHP	Recalled from Syracuse (AAA)
	Duane Ward - RHP	Recalled from Syracuse (AAA)
	Lou Thornton - OF	Purchased from Syracuse (AAA)
	Greg Myers - C	Purchased from Syracuse (AAA)
	Manny Lee - IF	Purchased from Syracuse (AAA)
	Jeff DeWillis - C	Recalled from Knoxville (AA)
	Geronimo Berroa - OF	Purchased from Knoxville (AAA)
September 25	Alexis Infante - IF	Purchased from Syracuse (AAA)

## 1987 BLUE JAYS DESIGNATED HITTERS

PLAYER	BAT	OBA	G	AB	R	H	2B	3B	HR	RBI-GW	SH-SF	HP	BB	SO
BELL	.250	.323	7	28	5	7	0	1	2	5-0	0-0	1	2	7
BENIQUEZ	.268	.333	15	41	3	11	3	0	3	8-0	0-0	0	4	8
DUCEY	—	—	1	0	1	0	0	0	0	0-0	0-0	0	0	0
FIELDER	.283	.357	55	127	24	36	6	1	11	25-2	0-1	1	14	31
GRUBER	—	—	1	0	0	0	0	0	0	0-0	0-0	0	0	0
IORG	.000	.000	5	9	0	0	0	0	0	1-1	0-1	0	0	1
LEACH	.278	.376	30	72	9	20	4	1	2	11-4	0-1	2	10	11
LEE	—	—	1	0	0	0	0	0	0	0-0	0-0	0	0	0
McGRIFF	.254	.376	90	256	53	65	15	0	18	39-5	0-0	1	40	89
MOSEBY	.000	.000	2	1	0	0	0	0	0	0-0	0-0	0	0	0
MULLINIKS	.241	.290	22	58	4	14	4	0	2	8-1	0-0	0	4	13
STIEB	—	—	1	0	0	0	0	0	0	0-0	0-0	0	4	13
THORNTON	—	—	6	0	2	0	0	0	0	0-0	0-0	0	0	0
BLUE JAYS	.258	.353	162	592	101	153	32	3	38	97-13	0.3	5	83	160

1987 BLUE JAYS ROAD HITTERS

PLAYER	BAT	OBA	G	AB	R	H	2B	3B	HR	RBI-GW	SH-SF	HP	BB	SO
BARFIELD	.219	.288	79	288	46	63	7	1	17	45-4	0-2	2	27	82
BELL	.325	.357	78	308	57	100	19	1	28	78-10	0-6	3	16	34
BENIQUEZ (Tot)	.266	.312	46	143	10	38	6	0	6	26-3	1-1	1	9	23
BENIQUEZ (Tor)	.366	.413	18	41	4	15	2	0	3	14-1	0-1	1	3	5
DeWILLIS	.250	.250	7	12	2	3	1	0	1	2-0	0-0	0	0	6
DUCEY	.167	.286	19	30	8	5	1	0	0	0-0	0-0	0	5	8
FERNANDEZ	.344	.397	72	279	48	96	14	3	4	25-3	3-2	2	24	32
FIELDER	.188	.263	36	85	13	16	2	0	4	11-1	0-1	0	9	24
GRUBER	.244	.284	68	197	29	48	8	1	7	17-2	1-0	4	7	41
IORG	.210	.257	62	162	20	34	6	0	3	15-1	5-2	0	11	26
LEACH	.306	.388	46	85	11	26	5	0	0	12-2	0-1	1	11	12
LEE	.311	.311	22	61	6	19	2	2	1	6-0	1-0	0	0	4
LIRIANO	.203	.288	14	59	8	12	1	0	1	4-0	0-0	0	7	7
McGRIFF	.269	.384	53	156	31	42	5	0	13	24-3	0-0	0	29	52
MOORE	.207	.281	21	58	8	12	3	1	0	5-1	1-0	1	5	7
MOSEBY	.272	.345	77	294	50	80	15	1	11	47-2	3-2	1	33	58
MULLINIKS	.306	.378	63	170	18	52	13	0	5	21-2	3-2	0	21	23
MYERS	.111	.111	2	9	1	1	0	0	0	0-0	0-0	0	0	3
SHARPERSON	.212	.281	18	52	1	11	1	0	0	4-0	1-0	1	4	7
STARK	.000	.000	1	3	0	0	0	0	0	0-0	0-0	0	0	0
THORNTON	.000	.000	4	1	2	0	0	0	0	0-0	0-0	0	0	0
UPSHAW	.261	.329	77	276	29	72	13	2	8	33-6	0-0	2	26	42
WHITT	.276	.329	68	232	28	64	12	0	8	32-5	0-1	0	19	21
BLUE JAYS	.270	.332	81	2858	420	771	130	12	114	395-43	18-20	18	257	494

1987 BLUE JAYS PINCH-HITTERS

PLAYER	BAT	OBA	G	AB	R	H	2B	3B	HR	RBI-GW	SH-SF	HP	BB	SO
BARFIELD	.250	.400	5	4	0	1	0	0	0	1-0	0-0	0	1	1
BELL	.000	.000	2	1	0	0	0	0	0	1-0	0-1	0	0	0
BENIQUEZ	.286	.353	19	14	0	4	0	1	1	7-1	0-1	1	1	2
DUCEY	.333	.333	3	3	0	1	0	0	0	0-0	0-0	0	0	1
FERNANDEZ	.000	.000	1	1	0	0	0	0	0	0-0	0-0	0	0	0
FIELDER	.211	.444	33	19	0	4	0	0	1	3-1	0-0	0	8	8
GRUBER	.125	.176	18	16	0	2	0	0	0	1-0	0-0	0	1	1
IORG	.200	.294	17	15	0	3	1	0	0	3-0	0-0	0	2	2
LEACH	.250	.400	40	28	0	7	1	0	0	3-0	0-0	0	7	4
LEE	.667	.667	3	3	0	2	0	0	0	1-0	0-0	0	0	0
LIRIANO	1.000	1.000	1	1	0	1	0	0	0	1-0	0-0	0	0	0
McGRIFF	.071	.188	18	14	0	1	0	0	1	1-0	0-0	0	2	7
MOORE	.667	.750	5	3	0	2	2	0	0	0-0	1-0	0	1	0
MULLINIKS	.333	.429	28	24	0	8	2	0	0	2-0	0-0	0	4	5
STARK	.000	.000	2	2	0	0	0	0	0	0-0	0-0	0	0	0
THORNTON	—	1.000	1	0	0	0	0	0	0	0-0	0-0	0	1	0
UPSHAW	.286	.444	9	7	0	2	0	0	0	1-0	0-0	0	2	2
WHITT	.083	.250	16	12	0	1	0	0	0	3-0	0-1	0	3	4
BLUE JAYS	.234	.358	—	167	—	39	6	1	3	28-2	1-3	1	33	37

1987 BLUE JAYS STARTING PITCHERS

PITCHER	THROWS	W-L	ERA	G	GS	CG	SV	IP	H	R	ER	HR	HB	BB	SO
CERUTTI	L	9-4	4.75	21	21	2	0	108.0	109	58	57	25	1	38	59
CLANCY	R	15-11	3.54	37	37	5	0	241.1	234	103	95	24	1	80	180
FLANAGAN	L	3-2	2.37	7	7	0	0	49.1	46	15	13	3	0	15	43
JOHNSON	R	3-5	5.13	14	14	0	0	66.2	77	44	38	10	2	18	27
KEY	L	17-8	2.76	36	36	8	0	261.0	210	93	80	24	2	66	161
MUSSELMAN	L	0-0	1.93	1	1	0	0	4.2	3	1	1	0	0	1	1
NIEKRO	R	0-2	8.25	3	3	0	0	12.0	15	11	11	4	0	7	7
NUNEZ	R	2-1	5.88	9	9	0	0	41.1	43	28	27	3	0	22	42
STIEB	R	13-9	4.18	31	31	3	0	178.2	158	91	83	16	7	83	110
WARD	R	0-0	45.00	1	1	0	0	1.0	5	5	5	0	0	1	0
WELLS	L	0-2	15.19	2	2	0	0	5.1	15	9	9	0	0	4	6
BLUE JAYS		62-44	3.89	162	162	18	0	969.1	915	458	419	109	13	335	636

1987 BLUE JAYS RELIEF PITCHERS

PITCHER	THROWS	W-L	ERA	G	GF	SV	IP	H	R	ER	HR	HB	BB	IBB	SO
CERUTTI	L	2-0	3.53	23	6	0	43.1	35	17	17	5	0	21	5	33
EICHHORN	R	10-6	3.17	89	27	4	127.2	110	47	45	14	6	52	13	96
GORDON	R	0-0	4.09	5	2	0	11.0	8	5	5	2	0	3	0	3
HENKE	R	0-6	2.49	72	62	34	94.0	62	27	26	10	0	25	3	128
LAVELLE	L	2-3	5.53	23	9	1	27.2	36	20	17	2	0	19	4	17
MUSSELMAN	L	12-5	4.27	67	14	3	84.1	72	42	40	7	3	53	12	53
NUNEZ	R	3-1	4.37	28	13	0	55.2	48	29	27	9	0	36	6	57
STIEB	R	0-0	1.42	2	1	0	6.1	6	1	1	0	0	4	1	5
WARD	R	1-0	3.38	11	4	0	10.2	9	4	4	0	0	11	2	10
WELLS	L	4-1	1.50	16	6	1	24.0	22	5	4	0	0	8	0	26
BLUE JAYS		34-22	3.45	336	144	43	484.2	408	197	186	49	9	232	46	428

## 1987 BLUE JAYS MINOR LEAGUE ORGANIZATION

### SYRACUSE CHIEFS INTERNATIONAL LEAGUE (AAA)

**Manager:** Doug Ault**Record:** 68-72 (6th-13GB)**All-Stars:** Nelson Liriano - 2B

Don Gordon - Relief Pitcher

**League Leaders:** Glenallen Hill (137-games, 152 strikeouts); Rob Ducey, Nelson Liriano, Sil Campusano (all tied with 10 triples); Todd Stottlemyre (34GS)

**Most Used Lineup (Most games at each position)**

C	Greg Myers	(106)
1B	Otis Green	(117)
2B	Nelson Liriano	(130)
3B	Mike Sharperson	(75)
SS	Manny Lee	(74)
OF	Sil Campusano	(123)
OF	Lou Thornton	(114)
OF	Glenallen Hill	(89)
ST	Todd Stottlemyre	(34)
REL	Colin McLaughlin	(46)

### DUNEDIN BLUE JAYS FLORIDA STATE LEAGUE (A)

**Manager:** Bob Bailor**Record:** 76-64 2nd - Western Division**All-Stars:** None

**League Leaders:** Kevin Batiste (70 stolen bases, 136 strikeouts, 25 caught stealing), Domingo Martinez (32 doubles)

**Most Used Lineup (Most games at each position)**

C	Carlos Diaz	(71)
1B	Domingo Martinez	(118)
2B	Webster Garrison	(116)
3B	Hector de la Cruz	(118)
SS	Jimmy Kelly	(70)
OF	Kevin Batiste	(129)
OF	Shawn Jeter	(126)
OF	Darryl Landrum	(96)
ST	Steve Cummings	(29)
REL	Willie Blair	(50)

### KNOXVILLE BLUE JAYS SOUTHERN LEAGUE (AA)

**Manager:** Glenn Ezell**Record:** 68-76 overall West Division (5th in 1st half (31-41), (2nd in 2nd half (37-35))**All Stars:** Geronimo Berroa - OF

**League Leaders:** Bernie Tatis (101 runs; 55 stolen bases), Geronimo Berroa (297 total bases), Todd Provence (58 games), Jose Mesa (35 games started, 193.1 innings pitched, 13 losses)

**Most Used Lineup (Most games at each position)**

C	Pat Borders	(77)
1B	Kevin Slivinski	(93)
2B	Santiago Garcia	(62)
3B	Norm Tonucci	(135)
SS	Chris Shaddy	(66)
OF	Geronimo Berroa	(133)
OF	Bernie Tatis	(104)
OF	Luis Reyna	(79)
ST	Jose Mesa	(35)
REL	Todd Provence	(58)

### MYRTLE BEACH BLUE JAYS SOUTH ATLANTIC LEAGUE (A)

**Manager:** Barry Foote

**Record:** 83-56 overall Southern Division; 1st in 1st half (42-28), 1st in 2nd half (41-28). Myrtle Beach defeated Asheville three games to two to win league championship.

**All-Stars:** Junior Felix - OF, Mark Whiten - OF, Doug Linton - Most Outstanding Pitcher

**League Leaders:** Mark Whiten (139 games, 16HBP), Junior Felix (9 triples, 28 caught stealing), Pat Hentgen (31 games started, 188.0 innings pitched)

**Most Used Lineup (Most games at each position)**

C	Francisco Cabrera	(123)
1B	Julian Yan	(131)
2B	Oscar Escobar	(119)
3B	Tom Quinlan	(130)
SS	Eric Yelding	(88)
OF	Mark Whiten	(135)
OF	Wayne Davis	(133)
OF	Junior Felix	(85)
ST	Pat Hentgen	(31)
REL	Darren Hall	(41)

### ST. CATHARINES BLUE JAYS NEW YORK-PENN LEAGUE (A)

**Manager:** Joe Lonnett**Record:** 41-36 (4th, 7.5GB) Western Division**All-Stars:** Williams Suero 2-B, Alex Sanchez RBI

**League Leaders:** William Suero (77 games), Alex Sanchez (116 strikeouts)

**Most Used Lineup (Most games at each position)**

C	Ken Rivers	(45)
1B	Jason Townley	(72)
2B	Williams Suero	(78)
3B	Lindsay Foster	(69)
SS	Steve Berriatua	(54)
OF	Derek Bell	(72)
OF	Bernardino Nunez	(59)
OF	Charlie Romero	(53)
ST	Alex Sanchez	(17)
REL	Bob Watts	(28)

### MEDICINE HAT BLUE JAYS PIONEER LEAGUE (ROOKIE)

**Manager:** Eddie Dennis**Record:** 26-43, 19.5GB, 4th in North Division**All-Stars:** Greg Vella - 1B**League Leaders:** Chris Lariviere (15 GS)**Most Used Lineup (Most games at each position)**

C	Andy Dziadkowiec	(55)
1B	Greg Vella	(66)
2B	Steve Baucum	(58)
3B	Dan Etzweiler	(49)
SS	Matt Gilmore	(45)
OF	Juan de la Rosa	(52)
OF	Winston Brown	(34)
OF	Willy Fillard	(34)
ST	Chris Lariviere	(15)
REL	Bobby Maitia	(22)

## 1987 BLUE JAYS MINOR LEAGUE MONTHLY AWARDS

	Player	Pitcher
April	Bernie Tatis-Knoxville	Pat Hentgen-Myrtle Beach
May	Greg Myers-Syracuse	David Wells-Syracuse
June	Domingo Martinez-Dunedin	Doug Linton-Myrtle Beach
July	Geronimo Berroa-Knoxville	Doug Linton-Myrtle Beach
August	Rob Ducey-Syracuse	Steve Cummings-Dunedin

### 1987 BLUE JAYS MINOR LEAGUE STATISTICS

BATTER	POS	'87 CLUB	AVG.	G	AB	R	H	2B	3B	HR	RBI	BB	SO	SB
ALYEA, Brant	OF	Miami	.280	116	414	43	116	29	1	5	63	20	65	3
BATISTE, Kevin	OF	Dunedin	.267	130	514	65	137	12	3	3	28	58	136	69
BAUCOM, Steve	IF	Medicine Hat	.242	58	231	32	56	11	0	3	21	15	19	3
BEAUCHAMP, Kash	OF	Knoxville	.298	59	188	28	56	10	2	5	24	24	39	3
BELL, Derek	OF	St. Catharines	.264	74	273	46	72	11	3	10	42	18	60	12
BERRIATUA, Steve	IF	St. Catharines	.201	55	149	8	30	4	0	0	11	18	38	0
	IF	Medicine Hat	.268	11	41	7	11	1	0	0	3	5	7	1
BERROA, Geronimo	OF	Knoxville	.287	134	523	87	150	33	3	35	108	46	104	2
BORDERS, Pat	C	Knoxville	.292	94	349	44	102	14	1	11	51	20	56	2
	IF	Dunedin	.364	3	11	0	4	0	0	0	1	0	3	0
BROWN, Winston	OF	Medicine Hat	.185	36	108	5	20	6	0	0	8	11	37	3
CABRERA, Francisco	C	Myrtle Beach	.276	129	449	61	124	27	1	14	72	40	82	4
CAMPUSANO, Sil	OF	Syracuse	.264	129	481	70	127	28	10	14	63	47	110	27
CASTRO, Jose	IF	Syracuse	.277	61	184	26	51	14	0	5	21	21	14	0
CHESNEY, Mike	C	St. Catharines	.412	12	17	6	7	0	1	2	7	4	7	0
COYLE, Rocky	OF	Syracuse	.219	14	32	3	7	0	0	0	1	0	4	1
	OF	Knoxville	.326	67	236	45	77	18	3	8	39	36	20	8
DAVID, Greg	C	Dunedin	.218	106	335	56	73	15	0	11	54	70	82	1
DAVIS, Wayne	OF	Myrtle Beach	.237	137	518	78	123	25	1	21	76	28	166	46
DAY, Randy	—	Syracuse	.231	8	13	3	3	0	0	1	3	5	4	0
DELACRUZ, Hector	IF	Dunedin	.259	130	425	57	110	20	2	2	42	56	75	31
DELAROSA, Juan	OF-IF	Medicine Hat	.291	57	199	29	58	9	2	1	24	3	37	14
DELROSARIO, Bautista	IF	St. Catharines	.135	28	52	7	7	1	0	0	3	4	16	0
DEWILLIS, Jeff	C	Knoxville	.131	39	122	11	16	6	0	3	11	11	23	0
DIAZ, Carlos	C-IF	Dunedin	.230	73	230	24	53	6	0	0	27	22	41	3
DIAZ, Jose	IF	Knoxville	.178	29	90	14	16	5	1	3	10	6	29	0
	IF	Myrtle Beach	.230	21	61	8	14	3	0	2	6	6	19	1
DUCEY, Rob	OF	Syracuse	.284	100	359	62	102	14	10	10	60	61	89	8
DZIADKOWIEC, Andy	C	Myrtle Beach	.282	17	39	6	11	1	0	0	1	8	9	0
	C	Medicine Hat	.271	65	229	30	62	13	3	1	25	16	36	4
ESCOBAR, Jose	IF	Syracuse	.353	37	68	12	24	2	2	0	14	0	8	0
	IF	Knoxville	.141	26	92	4	13	3	0	0	4	4	11	2
ESCOBAR, Oscar	IF	Myrtle Beach	.267	120	445	62	119	16	2	5	47	25	45	20
ESTES, Doc	IF-OF	Syracuse	.276	76	214	23	59	12	0	4	32	11	21	0
ETZWEILER, Dan	IF	St. Catharines	.071	4	14	1	1	0	0	0	0	3	5	0
	IF	Medicine Hat	.255	65	212	34	54	15	3	11	37	31	70	1
FELIX, Junior	OF	Myrtle Beach	.290	124	466	70	135	15	9	12	51	43	124	63
FILLARD, Willy	OF	Medicine Hat	.244	40	119	14	29	4	1	5	18	20	41	6
FLOYD, Chris	IF	Medicine Hat	.259	20	54	5	14	1	0	2	6	5	15	0
FOSTER, Lindsay	IF	Myrtle Beach	.169	21	59	8	10	3	0	0	7	4	13	1
	IF	St. Catharines	.264	74	288	40	76	7	4	2	23	16	51	10
GARCIA, Santiago	IF	Knoxville	.297	63	239	28	71	12	5	3	22	10	22	7
GARRISON, Webster	IF	Dunedin	.283	128	477	70	135	14	4	0	44	57	52	27
GILMORE, Matt	IF	St. Catharines	.333	1	3	1	1	0	0	0	0	0	1	0
	IF	Medicine Hat	.248	46	153	21	38	2	0	1	17	13	42	4
GREEN, Otis	IF-OF	Syracuse	.256	131	473	62	121	21	6	5	60	45	96	15
HEARRON, Jeff	C	Knoxville	.220	37	118	19	26	9	1	1	15	16	30	0
HILL, Gianlani	OF	Syracuse	.235	137	536	65	126	25	5	16	77	25	152	22
INFANTE, Alexis	IF	Syracuse	.226	107	319	40	72	7	4	2	30	23	37	18
JETER, Shawn	OF	Dunedin	.271	127	468	59	127	23	4	9	56	54	107	8
JOHNSON, Cisco	OF	Myrtle Beach	.000	3	1	0	0	0	0	0	0	0	0	0
	OF	Medicine Hat	.223	34	121	19	27	5	3	2	18	16	29	6
JONES, Mike	OF	Knoxville	.292	7	24	3	7	1	0	0	1	0	5	1
	OF	Dunedin	.315	80	267	30	84	13	3	5	51	13	42	7
KELLY, Jim	IF	Dunedin	.218	71	238	22	52	2	2	0	17	15	27	0
KINNARD, Ken	OF	Knoxville	.271	91	325	49	88	15	4	5	41	20	106	14
KNORR, Randy	C-IF	Myrtle Beach	.264	46	129	17	34	4	0	6	21	6	44	0
	C	Medicine Hat	.292	26	106	21	31	7	0	10	24	5	26	0
LANDRUM Darryl	OF	Dunedin	.207	98	348	42	72	20	3	10	38	28	97	16
LEE, Manny	IF	Syracuse	.283	74	251	25	71	9	5	3	26	18	50	2
LIRIANO, Nelson	IF	Syracuse	.250	130	531	72	133	19	10	10	55	44	76	36
MALAVE, Omar	IF-OF	Dunedin	.228	38	101	7	23	2	1	1	10	7	15	0
MARTINEZ, Domingo	IF	Dunedin	.257	118	435	53	112	32	2	8	65	41	88	8
McMAHON, Sean	IF	Myrtle Beach	1.000	3	1	2	1	0	0	0	0	0	0	0
	IF	St. Catharines	.150	11	20	3	3	0	0	0	1	7	7	1
MENDEZ, Eddie	OF	Medicine Hat	.243	20	70	10	17	2	0	1	6	5	20	4
MORPHEW, Barry	IF	Medicine Hat	.132	15	38	3	5	0	0	0	1	6	14	0
MORRISON, Brian	OF	San Bern.	.255	118	396	44	101	19	2	15	66	50	121	8
MUNOZ, Pedro	OF	Dunedin	.235	92	341	55	80	11	5	8	44	34	74	13
MYERS, Greg	C	Syracuse	.246	107	342	35	84	19	1	10	47	22	46	3
NUNEZ, Bernardino	OF	St. Catharines	.204	66	225	23	46	10	1	7	22	15	77	2
QUINLAN, Tom	IF	Myrtle Beach	.223	132	435	42	97	20	3	5	51	34	130	0
REYNA, Luis	OF-IF	Knoxville	.297	132	501	61	149	21	8	14	67	20	75	21
RIVERS, Ken	C	Dunedin	.333	14	36	3	12	1	0	1	5	2	4	0
	C	Myrtle Beach	.250	2	8	1	2	1	0	0	0	0	2	0
	C	St. Catharines	.263	49	171	21	45	6	0	6	27	10	25	2
ROBERTS, Steve	IF-OF	Medicine Hat	.172	31	87	6	15	1	0	1	6	3	31	0
RODGERS, Paul	OF	Myrtle Beach	.263	120	377	71	99	20	3	11	45	77	93	28
RODRIGUEZ, Raul	C	Myrtle Beach	.167	8	12	1	2	0	0	0	0	2	2	1
	C	Dunedin	.182	4	11	1	2	1	0	0	0	0	2	0
ROMERO, Charlie	OF	Myrtle Beach	1.000	1	1	0	1	0	0	0	0	0	0	0
	OF	St. Catharines	.242	53	198	14	48	2	2	0	13	6	51	14

## 80 • MINOR LEAGUE STATS '87

BATTER	POS	'87 CLUB	AVG.	G	AB	R	H	2B	3B	HR	RBI	BB	SO	SB
SCHUNK, Jerry	IF	Dunedin	.246	98	358	40	88	15	2	4	39	17	38	11
SHADY, Chris	IF	Knoxville	.291	125	475	87	138	35	3	19	77	59	110	10
SHARPERSON, Mike	IF	Syracuse	.299	88	338	67	101	21	5	5	26	40	41	13
SHIFFLETT, Barry	IF	St.Catharines	.276	59	192	36	53	8	0	8	31	43	39	3
SLIWINSKI, Kevin	IF-OF	Knoxville	.256	133	480	72	123	19	4	23	90	73	88	3
SMITH, Ed	OF	Medicine Hat	.133	11	15	2	2	0	0	0	0	1	12	0
SOJO, Luis	IF-OF	Myrtle Beach	.211	72	223	23	47	5	4	2	15	17	18	5
STARK, Matt	C	Knoxville	.299	25	87	10	26	3	2	2	18	13	9	0
STENHOUSE, Dave	C	Syracuse	.221	64	140	6	31	7	0	0	9	19	29	1
SUERO, Williams	IF	St.Catharines	.316	77	297	43	94	12	4	4	24	35	35	23
TATIS, Bernie	OF-IF	Knoxville	.279	137	526	101	147	22	8	12	49	80	93	55
THORNTON, Lou	OF	Syracuse	.265	122	464	64	123	10	5	9	47	23	71	38
TONUCCI, Norm	IF	Knoxville	.224	135	482	58	108	15	6	20	55	39	176	3
TOWNLEY, Jason	C-IF	St.Catharines	.175	60	177	21	31	4	1	6	17	27	47	1
VELLA, Greg	IF	Medicine Hat	.266	67	229	43	61	11	0	11	43	34	49	4
WADE, Darrin	IF	St.Catharines	.250	74	268	28	67	12	1	6	41	21	71	0
WARE, Derek	OF	St.Catharines	.278	27	90	8	25	2	0	0	9	3	28	8
		Medicine Hat	.253	27	91	11	23	1	0	0	8	7	27	7
WHITEN, Mark	OF	Myrtle Beach	.253	139	494	90	125	22	5	15	64	76	149	49
WILSON, Terrence	OF	St.Catharines	.195	33	87	7	17	4	1	0	7	5	27	1
YAN, Julian	IF	Myrtle Beach	.231	132	481	67	111	21	2	17	71	41	129	3
YELDING, Eric	IF	Knoxville	.200	39	150	23	30	6	1	0	7	12	25	10
YOUNG, Mark	OF	St.Catharines	.154	3	13	3	2	0	0	0	3	1	3	2
	OF-IF	Medicine Hat	.333	29	105	24	35	7	2	2	7	10	27	4

### 1987 BLUE JAYS MINOR LEAGUE STATISTICS

PITCHER	R/L	'87 CLUB	W-L	ERA	G	GS	CG	SV	IP	H	R	ER	BB	SO
AQUINO, Luis	R	Syracuse	6-7	4.78	26	11	0	0	84.2	75	46	45	51	68
BALSLEY, Daren	R	Dunedin	3-5	3.29	43	0	0	9	79.1	67	35	29	30	49
BENCOMO, Omar	R	Knoxville	8-11	4.14	38	23	1	3	167.1	186	94	77	40	96
BEVIS, Bob	R	St.Catharines	2-3	6.20	11	0	0	0	20.1	26	15	14	4	20
	R	Medicine Hat	1-1	3.20	11	1	0	2	25.1	32	15	9	6	22
BLAIR, Willie	R	Dunedin	2-9	4.43	50	0	0	13	85.1	99	51	42	29	72
BRINSON, Hugh	R	Dunedin	11-5	3.11	25	18	0	0	107.0	99	47	37	58	64
	R	Knoxville	0-1	5.40	8	5	0	1	26.2	23	17	16	18	19
BURGOS, Enrique	L	Knoxville	2-3	4.37	17	5	0	1	45.1	33	27	22	55	45
	L	Myrtle Beach	5-2	2.11	23	0	0	7	38.1	22	15	9	24	46
BUTLER, Alan	L	St.Catharines	2-2	3.90	19	8	0	1	57.2	45	34	25	38	55
CASTILLO, Tony	L	Dunedin	6-2	3.36	39	0	0	6	69.2	62	30	26	19	62
CASTRO, Pablo	R	Medicine Hat	0-0	36.00	1	0	0	0	1.0	4	4	4	0	1
CHESTNUT, Troy	R	Knoxville	7-6	3.77	41	4	0	4	76.1	74	39	32	26	26
COLON, Geovanny	R	Medicine Hat	0-3	8.04	12	4	0	0	31.1	44	33	28	13	27
CONLIFFE, Tony	R	Medicine Hat	0-1	7.03	17	0	0	1	24.1	38	26	19	13	19
CROMWELL, Nate	L	Medicine Hat	4-6	4.47	15	11	1	0	54.1	54	36	27	37	47
CUFF, Bob	R	Medicine Hat	0-1	7.04	17	3	0	1	47.1	83	54	37	17	21
CUMMINGS, Steve	R	Dunedin	18-8	2.94	32	29	2	0	186.2	189	80	61	60	111
DAVIS, Steve	L	Syracuse	1-5	9.71	20	10	0	0	51.0	71	59	55	44	31
	L	Knoxville	6-2	3.02	13	11	0	0	65.2	54	26	22	28	37
DEPASTINO, Rich	R	Myrtle Beach	4-0	4.92	25	1	0	1	53.0	48	34	29	28	37
DIAZ, Jose	R	Myrtle Beach	0-0	16.62	1	0	0	0	4.1	8	8	8	3	1
DIAZ, Victor	L	Myrtle Beach	1-5	3.53	34	0	0	9	43.1	39	24	17	27	41
ENGLUND, Tim	R	Knoxville	0-2	7.98	20	0	0	2	38.1	55	37	34	13	19
FILER, Tom	R	Dunedin	5-2	3.60	9	9	2	0	55.0	59	23	22	6	22
	R	Syracuse	1-0	1.46	8	4	0	0	24.2	23	6	4	6	9
	R	Knoxville	2-0	0.87	6	3	1	1	20.2	13	2	2	4	14
FIREVID, Steve	R	Syracuse	0-0	6.50	10	0	0	0	18.0	31	15	13	6	4
FOLEY, Tim	R	Medicine Hat	0-0	8.68	5	0	0	0	9.1	14	10	9	2	6
GILLIAM, Keith	L	Knoxville	0-0	6.00	3	0	0	0	3.0	0	2	2	7	1
GIROUARD, Mike	R	Batavia	5-6	2.69	19	10	6	1	100.1	107	40	30	33	69
GORDON, Don	R	Syracuse	4-6	1.75	41	0	0	6	82.1	83	28	16	10	67
GRANATO, Mark	R	Medicine Hat	4-3	6.80	18	6	0	0	46.1	62	45	35	26	39
GUENTHER, Robert	R	Myrtle Beach	0-0	5.87	5	0	0	0	7.2	14	7	5	7	5
HALL, Darren	R	Myrtle Beach	5-5	3.51	41	0	0	6	66.2	57	31	26	28	68
HENTGEN, Pat	R	Myrtle Beach	11-5	2.35	32	31	2	0	188.0	145	62	49	60	131
HERNANDEZ, Xavier	R	St.Catharines	3-3	5.07	13	11	0	0	55.0	57	39	31	16	49
HORSMAN, Vince	L	Myrtle Beach	7-7	3.32	30	28	0	0	149.0	143	74	55	37	109
HUDSON, Tony	R	Syracuse	5-5	4.59	40	3	2	1	96.0	113	62	49	31	47
HUMPHRIES, Joe	R	Myrtle Beach	4-9	5.95	20	10	0	3	65.0	78	53	43	27	58
JOHNSON, Dane	R	Dunedin	2-5	5.80	18	13	0	0	59.0	68	44	38	49	25
JOHNSON, Joe	R	Syracuse	6-4	4.24	13	13	0	0	76.1	88	41	36	18	24
JONES, Chris	R	Dunedin	11-6	2.63	27	25	3	0	157.1	119	48	46	57	95
JONES, Dennis	L	Myrtle Beach	6-5	2.75	21	15	0	0	68.2	51	37	21	50	78
JONES, Odell	R	Syracuse	12-7	4.03	31	27	0	0	167.2	142	80	75	81	147
LARIVIERE, Chris	R	Medicine Hat	4-7	3.86	15	15	0	0	81.2	90	46	35	29	47
	R	St.Catharines	0-0	9.00	2	0	0	1	5.0	6	5	5	3	5
LAVELLE, Gary	L	Dunedin	0-1	8.25	9	8	0	0	12.0	18	12	11	2	8
LEAL, Luis	R	Syracuse	2-1	2.37	4	3	0	0	19.0	11	6	5	5	9
	R	Knoxville	1-0	0.00	1	1	0	0	6.0	5	0	0	2	7
LINTON, Doug	R	Knoxville	0-0	9.00	1	1	0	0	3.0	5	3	3	1	1
	R	Myrtle Beach	14-2	1.55	20	19	2	1	122.0	94	34	21	25	154
MacDONALD, Rob	L	St.Catharines	0-0	4.50	1	1	0	0	4.0	8	2	0	4	
	L	Myrtle Beach	2-1	5.66	10	0	0	0	20.2	24	18	13	7	12
	L	Medicine Hat	3-1	2.92	13	0	0	2	24.2	22	13	8	12	26
MAITIA, Bobby	R	Medicine Hat	1-3	6.35	24	2	0	3	45.1	49	41	32	34	45

PITCHER	R/L	'87 CLUB	W-L	ERA	G	GS	CG	SV	IP	H	R	ER	BB	SO
MALAVE, Omar	R	Dunedin	0-0	0.00	1	0	0	0	2.0	1	0	0	1	1
McLAUGHLIN, Colin	R	Syracuse	4-5	4.14	46	0	0	10	74.0	53	41	34	39	91
McMURTRY, Craig	R	Syracuse	5-3	3.52	9	8	1	0	53.2	46	23	21	15	31
	R	Knoxville	4-2	2.77	12	11	1	0	78.0	64	28	24	20	56
MEJIA, Cesar	R	Myrtle Beach	7-4	2.73	33	10	1	5	125.1	108	42	38	27	91
MESA, Jose	R	Knoxville	10-13	5.21	35	35	4	0	193.1	206	131	112	104	115
MUMAW, Steve	L	Knoxville	0-0	6.59	6	0	0	0	13.2	13	11	10	7	7
	L	Dunedin	6-5	2.13	30	1	0	3	76.0	68	23	18	23	73
NEWCOMB, Joe	R	Dunedin	0-1	5.23	4	1	0	1	10.1	14	10	6	10	3
	R	Medicine Hat	3-3	4.86	11	11	1	0	66.2	67	46	36	33	43
PERAZA, Oswald	R	Knoxville	10-7	3.12	28	19	3	1	132.2	122	63	46	33	105
PROVENCE, Todd	R	Knoxville	6-13	4.05	58	0	0	9	97.2	105	52	44	44	39
RICHEY, Rod	R	Medicine Hat	1-2	2.08	12	0	0	4	21.2	16	9	5	10	26
	R	St. Catharines	0-1	4.76	6	0	0	0	11.1	10	7	6	10	8
RIVERS, Ken	R	Dunedin	0-0	45.00	1	0	0	0	1.0	4	5	5	1	0
ROGERS, Jimmy	R	St. Catharines	2-4	3.36	13	12	0	0	56.1	46	33	21	23	60
SAITTA, Pat	R	Myrtle Beach	0-1	6.00	1	0	0	0	3.0	2	2	2	1	0
	R	Dunedin	2-2	3.18	16	0	0	0	39.2	41	18	14	19	21
SANCHEZ, Alex	R	Myrtle Beach	0-0	3.00	1	0	0	1	3.0	2	1	1	0	4
	R	St. Catharines	8-3	2.64	17	17	0	0	95.1	72	33	28	38	116
SANDERS, Earl	R	Dunedin	7-11	4.50	29	26	1	0	146.0	138	87	73	86	83
SEGURA, Jose	R	Syracuse	5-8	6.58	43	12	0	4	106.2	136	90	78	59	54
SHEA, John	L	Myrtle Beach	11-5	3.47	26	23	1	0	140.0	147	67	54	42	92
SILVERSTEIN, Allan	R	St. Catharines	3-3	1.94	22	2	0	4	60.1	37	21	13	23	81
STOTTEMYRE, Todd	R	Syracuse	11-13	4.44	34	34	1	0	186.2	189	103	92	87	143
TIMLIN, Mike	R	Medicine Hat	4-8	5.14	13	12	2	0	75.1	79	50	43	26	66
TOWEY, Steve	R	St. Catharines	4-2	5.63	16	4	0	0	38.1	26	26	24	53	42
TRACY, Jim	R	Myrtle Beach	3-5	2.17	28	2	0	5	74.2	69	26	18	17	53
TRAHEY, Jim	R	St. Catharines	0-1	23.82	6	1	0	0	5.2	11	16	15	14	5
WALSH, Dave	L	Knoxville	2-4	5.45	24	8	0	0	67.2	72	52	41	46	42
WAPNICK, Steve	R	St. Catharines	3-4	3.02	20	6	0	1	65.2	53	28	22	21	63
WARD, Duane	R	Syracuse	2-2	3.89	46	3	0	14	76.1	59	35	33	42	67
WARD, Joe	R	Batavia	1-9	3.91	20	6	3	2	69.0	67	35	30	20	56
WATTS, Bob	R	St. Catharines	4-5	2.39	28	0	0	8	52.2	41	18	14	10	37
	R	Dunedin	0-0	3.24	5	0	0	0	8.1	9	4	3	4	3
	R	Myrtle Beach	3-0	2.84	10	0	0	1	19.0	13	7	6	7	10
WELLS, Dave	L	Syracuse	4-6	3.87	43	12	0	6	109.1	102	49	47	32	106
WILSON, Terry L.	R	Medicine Hat	1-4	5.23	15	4	0	0	41.1	53	32	24	27	35
WISHNEVSKI, Bob	R	St. Catharines	7-2	1.53	16	15	1	0	88.0	58	18	15	39	71
WOIDE, Steve	L	St. Catharines	3-3	2.10	24	0	0	9	55.2	38	19	13	14	54
YEAROUT, Mike	L	Knoxville	2-3	3.13	34	6	0	5	95.0	71	42	33	24	79
YOUNG, Chris	L	Knoxville	8-9	4.45	42	12	0	1	119.1	148	76	59	43	81
YOUNG, Ray	R	Dunedin	3-2	2.64	34	5	0	0	95.1	62	34	28	72	69

## CANADIAN BASEBALL HALL OF FAME

**THE CANADIAN BASEBALL HALL OF FAME** was inaugurated in 1983 to honour those who have made a major contribution to Canadian baseball.

The Canadian Baseball Hall of Fame and Museum is located at Ontario Place, opposite Exhibition Stadium in Toronto. The first level consists of the Museum where artifacts from Canadian baseball history are displayed. The second level is reserved for the persons who have made spectacular contributions to the game in Canada. Each inductee is honoured with a plaque detailing his contribution to the game.

The Blue Jays organization have great pride in two of their own who have been inducted into Canada's Baseball Hall of Fame.

**DR. RON TAYLOR**, inducted in 1985 was a right-handed relief pitcher with five major league teams from 1962 to 1972.

Taylor, who helps in the game today as team physician for the Blue Jays, appeared in two World Series working seven innings without allowing a run.

In 1964, Taylor led the World Champion St. Louis Cardinals in appearances with 63 and saved game four of the World Series vs the Yankees with four innings of shutout ball.

In 1969, as a member of the New York Mets, Taylor led the club in saves (13) and appearances (59) and picked up a World Series save against the Baltimore Orioles.

Taylor started his career in 1962 with Cleveland and also pitched for Houston and San Diego. He pitched 799 innings in 491 games for a record of 45 wins, 43 losses, 72 saves and a 3.93 ERA.

**BOBBY PRENTICE**, inducted in 1986, is one of Canada's most successful amateur scouts.

Prentice, who joined the Blue Jays as Director of Canadian Scouting on Nov. 1, 1976 had been associated for 17 years as a scout with the Detroit Tigers.

During his 10 full-time and seven part-time seasons as a Tiger scout, Prentice was responsible for signing of such Canadians as John Hiller, George Korince and Mike Kilkenny—three Canadians who pitched in the Tiger organization through the 1960s.

Prentice was also instrumental in the Tigers drafting of Dave Lemanczyk, who was playing for Guelph of the Inter-County League in Ontario. Lemanczyk went on to a major league career which included a stop with the Blue Jays.

His involvement in baseball doesn't stop with scouting.

He played in the Cleveland Indian organization for nine years between 1949 and 1957. As a power hitting infielder, Prentice led his club in home runs four times and led the Three I (Class B) League in RBI in 1950.

As a member of the American Association pennant-winning Indianapolis team in 1955, he was a teammate of such Indian greats as Herb Score and Rocky Colavito.

His greatest involvement in Canadian baseball comes as an inspiration to seek continued improvement for amateur baseball. He is directly involved in projects such as the National Baseball Institute, Pearson Cup Game and co-ordination of clinics for coaches and players across Canada.

## 1987 ATTENDANCE DAY-BY-DAY

DATE	DAY	D/N	OPP'NT	HOME	ROAD	TOTAL HOME	TOTAL ROAD	
APRIL								
6	Mon.	D	CLEV	40,404 (1)		40,404		
7	Tue.				OFF DAY			
8	Wed.	D	CLEV	20,388 (2)		60,792		
9	Thurs.	D	CLEV	21,088 (3)		81,880		
10	Fri.	D	@ BOS		33,651 (1)		33,651	
11	Sat.	D	@ BOS		33,355 (2)		67,006	
12	Sun.	D	@ BOS		27,458 (3)		94,464	
13	Mon.				OFF DAY			
14	Tue.	N	CHGO	17,324 (4)		99,204		
15	Wed.	N	CHGO	17,285 (5)		116,489		
16	Thurs.	N	BOS	22,065 (6)		138,554		
17	Fri.	D	BOS	36,400 (7)		174,954		
18	Sat.	D	BOS	39,107 (8)		214,061		
19	Sun.	D	BOS	28,140 (9)		242,201		
20	Mon.	N	@ CLEV		11,164 (4)		105,628	
21	Tue.	N	@ CLEV		7,203 (5)		112,831	
22	Wed.	N	@ CLEV		6,000 (6)		118,831	
23	Thurs.				OFF DAY			
24	Fri.	N	@ CHGO		10,105 (7)		128,936	
25	Sat.	N	@ CHGO		18,644 (8)		147,580	
26	Sun.	D	@ CHGO		20,443 (9)		168,023	
27	Mon.				OFF DAY			
28	Tue.	N	MINN	21,182 (10)		263,383		
29	Wed.	N	MINN	19,020 (11)		282,403		
30	Thurs.				OFF DAY			
MAY								
1	Fri.	N	TEX	22,124 (12)		304,527		
2	Sat.	D	TEX	28,352 (13)		332,879		
3	Sun.	D	TEX	32,325 (14)		365,204		
4	Mon.	N	@ KC	PPD: RAIN - RESCHEDULED FOR July 3rd - DH				
5	Tue.	N	@ KC		19,245 (10)		187,268	
6	Wed.	N	@ KC		28,083 (11)		215,351	
7	Thurs.				OFF DAY			
8	Fri.	N	@ TEX		21,832 (12)		237,183	
9	Sat.	N	@ TEX		28,847 (13)		266,030	
10	Sun.	D	@ TEX		17,356 (14)		283,386	
11	Mon.	N	KC	24,154 (15)		389,358		
12	Tue.	N	KC	30,034 (16)		419,392		
13	Wed.	N	@ MINN		9,158 (15)		292,544	
14	Thurs.	N	@ MINN		10,053 (16)		302,597	
15	Fri.	N	@ OAK		13,139 (17)		315,736	
16	Sat.	D	@ OAK		20,900 (18)		336,636	
17	Sun.	D	@ OAK		30,511 (19)		367,147	
18	Mon.	N	@ CALF		23,710 (20)		390,857	
19	Tue.	N	@ CALF		23,622 (21)		414,479	
20	Wed.	N	@ CALF		23,766 (22)		438,245	
21	Thurs.				OFF DAY			
22	Fri.	N	@ SEA		10,023 (23)		448,267	
23	Sat.	N	@ SEA		13,512 (24)		461,779	
24	Sun.	D	@ SEA		12,771 (25)		474,550	
25	Mon.	D	@ SEA		8,513 (26)		483,063	
26	Tue.				OFF DAY			
27	Wed.	N	OAK	25,245 (17)		444,637		
28	Thurs.	N	OAK	27,017 (18)		471,654		
29	Fri.	N	CALF	33,107 (19)		504,761		
30	Sat.	D	CALF	36,055 (20)		540,816		
31	Sun.	D	CALF	40,313 (21)		581,129		
JUNE								
1	Mon.	N	SEA	28,294 (22)		609,423		
2	Tue.	N	SEA	31,076 (23)		640,499		
3	Wed.	N	SEA	30,502 (24)		671,001		
4	Thurs.				OFF DAY			
5	Fri.	N	BALT	32,514 (25)		703,515		
6	Sat.	D	BALT	36,345 (26)		739,860		
7	Sun.	D	BALT	42,254 (27)		782,114		
8	Mon.	N	@ NY		25,526 (27)		508,589	
9	Tue.	N	@ NY		29,765 (28)		538,354	
10	Wed.	N	@ NY		26,806 (29)		565,160	
11	Thurs.	N	@ BALT		17,409 (30)		582,569	
12	Fri.	N	@ BALT		27,521 (31)		610,090	
13	Sat.	N	@ BALT		25,359 (32)		635,449	
14	Sun.	D	@ BALT		31,358 (33)		666,807	
15	Mon.	N	DET	36,225 (28)		818,339		
16	Tue.	N	DET	36,398 (29)		854,964		
17	Wed.	D	DET	46,227 (30)		900,964		
18	Thurs.	N	MILW	31,353 (31)		932,317		
19	Fri.	N	MILW	31,230 (32)		963,547		
20	Sat.	D	MILW	38,465 (33)		1,002,012		
21	Sun.	D	MILW	44,444 (34)		1,046,456		
22	Mon.	N	@ DET		28,978 (34)		695,785	
23	Tue.	N	@ DET		29,275 (35)		725,060	
24	Wed.	N	@ DET		34,866 (36)		759,926	
25	Thurs.				OFF DAY			
26	Fri.	N	@ MILW		29,461 (37)		789,387	
27	Sat.	N	@ MILW		48,159 (39)		837,546	
28	Sun.	D	@ MILW		42,389 (40)		879,935	
29	Mon.	N	NY	42,179 (35)		1,088,635		
30	Tue.	N	NY	45,297 (36)		1,133,932		
JULY								
1	Wed.	D	NY	47,828 (37)		1,181,760		
2	Thurs.				OFF DAY			
3	Fri.	DH	@ KC		40,619 (41)		920,554	

## ATTENDANCE '87 DAY-BY-DAY • 83

DATE	DAY	D/N	OPP	HOME	ROAD	TOTAL HOME	TOTAL ROAD	
4	Sat.	N	@ KC		40,746 (42)		961,300	
5	Sun.	D	@ KC		25,607 (43)		986,907	
6	Mon.	N	TEX	28,264 (38)		1,210,024		
7	Tue.	N	TEX	28,013 (39)		1,238,037		
8	Wed.	N	TEX	30,341 (40)		1,268,378		
9	Thurs.	N	KC	31,290 (41)		1,299,668		
10	Fri.	N	KC	35,200 (42)		1,334,868		
11	Sat.	D	KC	38,289 (43)		1,373,157		
12	Sun.	D	KC	40,268 (44)		1,413,425		
			* * * ALL STAR BREAK * * *					
16	Thurs.	D	@ MINN		34,334 (43)		1,021,241	
17	Fri.	N	@ MINN		28,324 (44)		1,049,565	
18	Sat.	N	@ MINN		38,365 (45)		1,087,930	
19	Sun.	D	@ MINN		32,095 (46)		1,120,025	
20	Mon.	N	@ TEX		27,501 (47)		1,147,526	
21	Tue.	N	@ TEX		13,791 (48)		1,161,317	
22	Wed.	N	@ TEX		16,380 (49)		1,177,697	
23	Thurs.	N	MINN	35,320 (45)		1,448,745		
24	Fri.	N	MINN	30,382 (46)		1,479,127		
25	Sat.	D	MINN	36,395 (47)		1,515,522		
26	Sun.	D	MINN	33,353 (48)		1,548,875		
27	Mon.	N	BOS	35,425 (49)		1,584,300		
28	Tue.	N	BOS	36,122 (50)		1,620,422		
29	Wed.	N	BOS	35,052 (51)		1,655,474		
30	Thurs.				OFF DAY			
31	Fri.	N	CLEV	30,256 (52)		1,685,730		
AUGUST								
1	Sat.	D	CLEV	38,435 (53)		1,724,165		
2	Sun.	D	CLEV	33,351 (54)		1,757,516		
3	Mon.	N	@ CHGO		12,193 (50)		1,189,890	
4	Tue.	N	@ CHGO		13,319 (51)		1,203,209	
5	Wed.	N	@ CHGO		13,360 (52)		1,216,569	
6	Thurs.	N	@ CLEV		7,978 (53)		1,224,547	
7	Fri.	N	@ CLEV		24,049 (54)		1,248,596	
8	Sat.	D	@ CLEV		16,706 (55)		1,265,302	
9	Sun.	D	@ CLEV		13,890 (56)		1,279,192	
10	Mon.	N	@ BOS		30,606 (57)		1,309,798	
11	Tue.	N	@ BOS		32,555 (58)		1,342,353	
12	Wed.	N	@ BOS		33,483 (59)		1,375,836	
13	Thurs.	N	CHGO	45,152 (55)		1,802,668		
14	Fri.	N	CHGO	37,236 (56)		1,839,904		
15	Sat.	D	CHGO	37,155 (57)		1,877,059		
16	Sun.	D	CHGO	41,384 (58)		1,918,443		
17	Mon.				OFF DAY			
18	Tue.	N	@ OAK		34,823 (60)		1,410,659	
19	Wed.	D	@ OAK		16,039 (61)		1,426,698	
20	Thurs.	D	@ OAK		12,607 (62)		1,439,305	
21	Fri.	N	@ CALF		47,926 (63)		1,487,231	
22	Sat.	N	@ CALF		34,209 (64)		1,521,440	
23	Sun.	D	@ CALF		42,000 (65)		1,563,440	
24	Mon.	N	@ SEA		11,879 (66)		1,575,319	
25	Tue.	N	@ SEA		12,376 (67)		1,587,695	
26	Wed.				OFF DAY			
27	Thurs.	N	OAK	38,026 (59)		1,956,469		
28	Fri.	N	OAK	32,256 (60)		1,988,725		
29	Sat.	D	OAK	42,388 (61)		2,031,113		
30	Sun.	D	OAK	38,211 (62)		2,069,324		
31	Mon.	N	CALF	30,224 (63)		2,099,548		
SEPTEMBER								
1	Tue.	N	CALF	31,101 (64)		2,130,649		
2	Wed.	D	CALF	33,408 (65)		2,164,057		
3	Thurs.				OFF DAY			
4	Fri.	N	SEA	33,042 (66)		2,197,099		
5	Sat.	D	SEA	38,436 (67)		2,235,535		
6	Sun.	D	SEA	44,287 (68)		2,279,822		
7	Mon.	D	@ MILW		16,935 (68)		1,604,630	
8	Tue.	N	@ MILW		8,053 (69)		1,612,683	
9	Wed.	N	@ MILW		10,555 (70)		1,623,238	
10	Thurs.				OFF DAY			
11	Fri.	N	NY	38,540 (69)		2,318,362		
12	Sat.	D	NY	45,648 (70)		2,364,010		
13	Sun.	D	NY	45,312 (71)		2,409,322		
14	Mon.	N	BALT	27,446 (72)		2,436,768		
15	Tue.	N	BALT	27,192 (73)		2,463,960		
16	Wed.	N	BALT	29,353 (74)		2,493,313		
17	Thurs.	N	@ NY		27,032 (71)		1,650,270	
18	Fri.	N	@ NY		34,110 (72)		1,684,380	
19	Sat.	D	@ NY	38,239 (73)		1,722,619		
20	Sun.	D	@ NY		45,267 (74)		1,767,886	
21	Mon.	N	@ BALT		13,683 (75)		1,781,569	
22	Tue.	N	@ BALT		13,923 (76)		1,795,492	
23	Wed.	N	@ BALT		22,590 (77)		1,818,082	
24	Thurs.	N	DET	42,436 (75)		2,535,749		
25	Fri.	N	DET	46,233 (76)		2,582,982		
26	Sat.	D	DET	46,429 (77)		2,628,411		
27	Sun.	D	DET	46,346 (78)		2,674,757		
28	Mon.	N	MILW	34,113 (79)		2,708,870		
29	Tue.	N	MILW	34,314 (80)		2,743,184		
30	Wed.	N	MILW	35,245 (81)		2,778,429		
OCTOBER								
1	Thurs.				OFF DAY			
2	Fri.	N	@ DET		45,167 (78)		1,863,249	
3	Sat.	D	@ DET		45,026 (79)		1,908,275	
4	Sun.	D	@ DET		51,005 (80)		1,959,280	

## 1987 BLUE JAYS ATTENDANCE

CLUB	AT EXHIBITION STADIUM			ON THE ROAD		
	DATES	AVERAGE	TOTAL	DATES	AVERAGE	TOTAL
BALTIMORE	6	32,517	195,104	7	21,692	151,843
BOSTON	7	33,187	232,311	6	31,851	191,108
CLEVELAND	6	30,654	183,922	7	12,427	86,990
DETROIT	7	42,899	300,294	6	39,053	234,317
MILWAUKEE	7	35,595	249,164	6	25,925	155,552
NEW YORK	6	44,134	264,804	7	32,392	226,745
<b>EAST</b>	<b>39</b>	<b>36,554</b>	<b>1,425,599</b>	<b>39</b>	<b>26,835</b>	<b>1,046,555</b>
CALIFORNIA	6	34,035	204,208	6	32,539	195,233
CHICAGO	6	32,589	195,536	6	14,677	88,064
KANSAS CITY	6	33,206	199,235	5	30,860	154,300
MINNESOTA	6	29,275	175,652	6	25,388	152,329
OAKLAND	6	33,857	203,143	6	21,337	128,019
SEATTLE	6	34,273	205,637	6	11,512	69,073
TEXAS	6	28,237	169,419	6	20,951	125,707
<b>WEST</b>	<b>42</b>	<b>32,210</b>	<b>1,352,830</b>	<b>41</b>	<b>22,262</b>	<b>912,725</b>
<b>TOTAL</b>	<b>81</b>	<b>34,302</b>	<b>2,778,429</b>	<b>80</b>	<b>24,491</b>	<b>1,959,280</b>

## ATTENDANCE RECORDS

Largest Home	47,828	Wed., July 1/87	New York
Smallest Home	10,074	Tues., Apr. 17/79	Chicago
Opening Day	44,649	Thurs., Apr. 7/77	Chicago
Largest Day	47,828	Wed., July 1/87	New York
Smallest Day	10,074	Thurs., Apr. 17/79	Chicago
Largest Night	47,686	Fri., Oct. 4/85	New York
Smallest Night	10,125	Tues., May 3/83	Texas
Doubleheader (Day)	41,308	Sun., May 21/78	New York
Doubleheader (TN)	45,102	Tues., Aug. 2/83	New York
Series	214,510	Sept. 12-15/85	New York
Series, Four Dates (Home)	181,444	Sept. 24-27/87 (4 Games)	Detroit
Series, Four Dates (Road)	214,510	Sept. 12-15/85 (4 Games)	New York
Series, Three Dates (Home)	136,716	Oct. 4-6/85 (3 Games)	New York
Series, Three Dates (Road)	148,813	Aug. 5-7/83 (3 Games)	Milwaukee
Series, Two Dates (Home)	68,645	Sept. 9-11/86 (3 Games)	New York
Series, Two Dates (Road)	72,973	April 19-20/80	Cleveland
	*78,624	May 15-16/84	Minnesota
Largest Road	61,340	Fri., May 23/86	Cleveland
Smallest Road	1,205	Thurs., Apr. 12/79	Chicago
Season, Home	2,778,429	1987	
Season, Road	1,959,280	1987	
Season, Home & Road	4,737,709	1987	

\* Includes tickets purchased by Minnesota Task Force.

## ANNUAL ATTENDANCE FIGURES, 1977-87

Season	AT EXHIBITION STADIUM			ON THE ROAD			Season
	Attendance	Dates	Average	Attendance	Dates	Average	
1977	1,701,052	72	23,626	1,035,444	73	14,184	1977
1978	1,562,585	73	21,405	1,264,940	71	17,816	1978
1979	1,431,651	77	18,593	1,261,000	75	16,813	1979
1980	1,400,327	75	18,671	1,285,409	77	16,693	1980
1981	755,083	51	14,806	814,365	50	16,287	1981
1982	1,275,978	77	16,751	1,392,301	77	18,081	1982
1983	1,930,415	77	25,070	1,713,302	79	21,687	1983
1984	2,110,009	79	26,709	1,709,172	77	22,197	1984
1985	2,468,925	78	31,653	1,842,278	80	23,028	1985
1986	2,455,477	78	31,480	1,716,243	81	21,188	1986
1987	2,778,429	81	34,302	1,959,280	80	24,491	1987
<b>TOTAL</b>	<b>19,869,931</b>	<b>818</b>	<b>24,291</b>	<b>15,993,734</b>	<b>820</b>	<b>19,505</b>	<b>TOTAL</b>

## 1987 AMERICAN LEAGUE ATTENDANCE

CLUB	HOME			ROAD		
	TOTAL	AVERAGE	DATES	TOTAL	AVERAGE	DATES
Toronto	* 2,778,429	34,302	81	* 1,959,280	24,491	80
California	2,696,299	33,288	81	1,877,630	23,181	81
New York	2,427,672	31,124	78	2,451,506	30,644	80
Kansas City	* 2,392,471	29,906	80	* 2,047,056	25,588	80
Boston	2,231,551	28,131	79	1,999,414	25,309	79
Minnesota	* 2,081,976	25,703	81	* 1,880,273	24,106	78
Detroit	2,061,830	25,773	80	2,018,317	25,548	79
Milwaukee	1,909,244	23,866	80	* 1,999,766	24,997	80
Baltimore	1,835,692	23,535	78	* 1,880,669	23,508	80
Texas	* 1,763,053	20,987	80	* 1,796,351	23,030	78
Oakland	1,678,921	20,987	80	1,930,731	23,836	81
Chicago	1,208,060	15,292	79	* 1,860,940	22,975	81
Seattle	1,134,255	14,003	81	* 1,795,683	22,446	80
Cleveland	1,077,898	13,644	79	* 1,779,735	22,247	80
<b>Totals</b>	<b>27,277,351</b>	<b>24,420</b>	<b>1117</b>	<b>27,277,351</b>	<b>24,420</b>	<b>1117</b>

\* INDICATES CLUB RECORD

## TWENTY LARGEST HOME CROWDS

Attendance	Date	Opponent	Event
47,828	Wednesday, July 1, 1987	New York	Wrist Band/Canada Day
47,686	Friday, October 4, 1985	New York	Night Game
46,429	Saturday, September 26, 1987	Detroit	Scarf Day
46,346	Sunday, September 27, 1987	Detroit	Fan Appreciation Day
46,233	Friday, September 25, 1987	Detroit	Night Game
46,227	Wednesday, June 17, 1987	Detroit	Day Game
45,648	Saturday, September 12, 1987	New York	Radio Day
45,312	Sunday, September 13, 1987	New York	Toque Day
45,297	Tuesday, June 30, 1987	New York	Night Game
45,161	Sunday, August 31, 1986	Minnesota	Cap Day
45,152	Thursday, August 13, 1987	Chicago	Night Game
45,102	Tuesday, August 2, 1983	New York	Twi-Night Doubleheader
44,715	Monday, May 20, 1985	Chicago	Bat Day/Victoria Day
44,649	Thursday, April 7, 1977	Chicago	Opening Day
44,608	Saturday, October 5, 1985	New York	Day Game
44,484	Saturday, June 8, 1985	Detroit	Day Game
44,444	Sunday, June 21, 1987	Milwaukee	Seat Cushion Day
44,422	Sunday, October 6, 1985	New York	Fan Appreciation Day
44,335	Monday, September 1, 1986	Cleveland	Labour Day
44,327	Saturday, April 22, 1978	Chicago	Jacket Day

## CLUB RECORDS AT EXHIBITION STADIUM

	LARGEST	SMALLEST
Baltimore	43,587 . . . Apr. 14/86	11,080 . . . Sept. 13/79
Boston	44,197 . . . Sept. 21/86	10,428 . . . Apr. 23/82
California	44,164 . . . Apr. 21/84	11,295 . . . May 15/78
Chicago	45,152 . . . Aug. 13/87	10,074 . . . Apr. 17/79
Cleveland	44,335 . . . Sept. 1/86	10,173 . . . Apr. 20/83
Detroit	46,429 . . . Sept. 26/87	10,087 . . . Apr. 13/82
Kansas City	42,313 . . . Aug. 17/85	10,169 . . . Apr. 17/78
Milwaukee	44,444 . . . June 21/87	10,127 . . . Apr. 14/83
Minnesota	45,161 . . . Aug. 31/86	10,155 . . . May 1/79
New York	47,828 . . . July 1/87	13,306 . . . Apr. 19/78
Oakland	42,388 . . . Aug. 29/87	11,339 . . . May 9/78
Seattle	44,287 . . . Sept. 6/87	10,213 . . . June 11/79
Texas	41,284 . . . Apr. 16/85	10,101 . . . Apr. 27/82

## BLUE JAYS ON THE ROAD

AT	LARGEST	SMALLEST
BALTIMORE	47,387 . . . Aug. 23/83	7,053 . . . September 6/79
BOSTON	35,664 . . . July 6/77	7,542 . . . April 16/82
CALIFORNIA	47,926 . . . Aug. 21/87	10,239 . . . June 7/77
CHICAGO	41,043 . . . April 10/79	1,205 . . . April 12/79
CLEVELAND	61,340 . . . May 23/86	2,724 . . . April 28/77
DETROIT	52,528 . . . April 7/78	6,210 . . . September 22/80
KANSAS CITY	41,086 . . . April 8/85	14,740 . . . April 10/85
MILWAUKEE	53,852 . . . May 6/79	5,298 . . . April 21/82
MINNESOTA	51,863 . . . May 16/84	2,830 . . . September 20/82
NEW YORK	55,367 . . . May 27/78	9,685 . . . April 18/77
OAKLAND	46,770 . . . July 4/85	1,289 . . . August 14/79
SEATTLE	43,200 . . . April 4/84	4,113 . . . June 1/79
TEXAS	43,705 . . . July 23/83	6,819 . . . May 13/82

## HOW THEY HAVE DRAWN

Attendance Re-Cap 1977-87

RANK	CLUB	DATES	ATTENDANCE	AVERAGE
1	NEW YORK	63	2,063,200	32,749
2	DETROIT	69	1,896,517	27,486
3	BOSTON	67	1,746,948	26,074
4	MILWAUKEE	69	1,585,259	22,975
5	BALTIMORE	65	1,544,098	23,755
6	CALIFORNIA	62	1,497,543	24,154
7	OAKLAND	63	1,484,720	23,567
8	KANSAS CITY	62	1,459,142	23,535
9	CHICAGO	61	1,442,441	23,647
10	MINNESOTA	59	1,356,129	22,985
11	CLEVELAND	61	1,321,939	21,671
12	TEXAS	58	1,270,139	21,899
13	SEATTLE	59	1,201,856	20,370
TOTAL		818	19,869,931	24,291

### TWO MILLION, FOURTH STRAIGHT YEAR

The Blue Jays exceeded 2 million for the 4th straight year. The 1987 figure of 2,778,429 was a new club mark and the most ever drawn by an American League East club. In all 7 American League clubs surpassed the 2 million mark in 1987, none drawing more than the Blue Jays.

## HISTORY OF TORONTO BLUE JAYS

**1976 . . . March 26 . . .** American League votes to expand to Toronto, awarding franchise to group consisting of Imperial Trust, Ltd., Labatt's Breweries, and the Canadian Imperial Bank of Commerce. **June 18 . . .** Metro Baseball, Ltd., appoints Peter Bavasi, Executive Vice-President and General Manager of new franchise. **August 12 . . .** Directors select "Blue Jays" from over 4,000 names and 30,000 entries in a Name the Team contest. **August 25 . . .** Blue Jays announce Dunedin, Florida as spring training site. **September 22 . . .** Roy Hartsfield appointed field manager. **October 8 . . .** Club reveals distinctive "Blue Jays logo" as season ticket sales begin. **October 22 . . .** Blue Jays acquire first player in purchase of catcher Phil Roof from the Chicago White Sox. **November 5 . . .** Blue Jays announce first trade at conclusion of expansion draft, sending Al Fitzmorris to Cleveland for catcher Alan Ashby and infielder outfielder Doug Howard.

**1977 . . . March 11 . . .** Blue Jays defeat New York Mets 3-1 at Dunedin, Florida, in first spring training game. **April 7 . . .** 44,649 brave snow and freezing temperatures as Major League baseball makes a successful debut in Toronto. Doug Ault becomes an instant hero hitting two home runs in the Blue Jays 9-5 win over the Chicago White Sox. **August 9 . . .** Blue Jays defeat Minnesota 6-2 in front of 23,450 which pushes the home attendance to 1,219,551 and establishes a new attendance record for a first-year expansion club after only 50 home dates. **September 10 . . .** Roy Howell drives in nine runs with five hits, including two home runs and two doubles as the Blue Jays inflict a 19-3 loss on the New York Yankees. Jays' total is most runs scored against the Yankees in New York in over a half century. **September 15 . . .** Blue Jays awarded 9-0 forfeit win over Baltimore Orioles as Orioles' manager Earl Weaver removes team from field in fifth inning. **October 2 . . .** Blue Jays complete their first year with a 54-107 record with 1,701,052 having made their way to Exhibition Stadium to see the team in their inaugural season. **November 24 . . .** Board of Directors names Peter Bavasi, President and Chief Operating Officer of Toronto Blue Jays Baseball Club.

**1978 . . . April 22 . . .** Jim Clancy gets the credit for a 4-2 Jacket Day win over the Chicago White Sox in front of 44,327 including Prime Minister Pierre Trudeau and in doing so helps his own cause by starting the Blue Jays first ever triple play. **June 26 . . .** Blue Jays explode for 24 runs on 24 hits en route to a 24-10 shacking of the Baltimore Orioles.

**1979 . . . September 23 . . .** Blue Jays complete home season as an expansion record total of 4,695,288 have come to see Blue Jays baseball in the first 3 seasons. **October 18 . . .** Bobby Mattick named Field Manager for the 1980 season. **November 26 . . .** Alfredo Griffin named co-winner of the American League's Rookie of the Year Award. **December 2-7 . . .** The Blue Jays play host to the first Winter Meetings held outside the United States since 1936.

**1980 . . . September 12 . . .** Blue Jays defeat Baltimore 7-5 to win their 60th game of the season and in doing so set a new club record for victories in a single season. **September 26 . . .** Continuing to break all attendance records for expansion teams the Blue Jays play host to their 6 millionth fan. **October 5 . . .** Toronto defeats Boston 4-1 to chalk up their 67th win of the season, 8 more victories than ever before.

**1981 . . . October 7 . . .** Bobby Mattick resigns as Field Manager to become Executive Co-Ordinator, Baseball Operations. **October 15 . . .** Bobby Cox, former Atlanta Braves Manager (1978-81) named Blue Jays Field Manager for the 1982 season. **November 24 . . .** Peter Bavasi, President & Chief Operating Officer resigns.

**1982 . . . July 22 . . .** N.E. Hardy appointed Chief Executive Officer. **September 11 . . .** Blue Jays set new club mark for road attendance surpassing the previous mark of 1,285,409. **October 3 . . .** Blue Jays set then club marks for best home (44-37) and road (34-47) records. Club establishes an American league record for the fewest games behind an American league leader for a last place club (17) since divisional play started in 1969. Toronto wins 78th game to tie Cleveland for sixth place, the first season that the club did not finish in 7th place.

**1983 . . . May 23 . . .** Lloyd Moseby becomes third consecutive Blue Jays player to capture AL player of the week honours (others being Luis Leal and Dave Stieb) marking only the second time, league history that one club had captured the honour for three consecutive weeks. **June 6 . . .** Blue Jays become the last club to make a roster move when Dave Collins is placed on the disabled list. **July 4 . . .** Blue Jays lead the AL East at the All-Star break, a club first. **July 25 . . .** Blue Jays are tied for first place, then the latest date that the club was ever in first place. **August 2 . . .** 45,102 (a then record crowd) see Blue Jays sweep TN-DH from the Yankees. **September 19 . . .** Lloyd Moseby becomes first Blue Jay to score 100 runs. **September 20 . . .** Willie Upshaw becomes first Blue Jay to drive in 100 runs. **October 2 . . .** Blue Jays finish season at 89-73, 4th place, 9 GB, then the first time the franchise had finished above .500.

**1984 . . . April 17 . . .** Blue Jays set record with 9,104 season tickets sold. **April 28 . . .** Blue Jays gain sole possession of second place, a position they would never relinquish. **May 27 . . .** Alfredo Griffin has his major league leading consecutive game streak snapped at 392-games. **June 2 . . .** Blue Jays win their 19th one-run game in a row. **August 5 . . .** Blue Jays steal seven bases in a 5-3 win at Baltimore. **August 5 . . .** Cliff Johnson sets a new major league record with his 19th career pinch hit home run. **September 2 . . .** Blue Jays reach 22-games over .500 (79-57) for a then new club mark. **September 19 . . .** Blue Jays become the 18th major league franchise to surpass the two million mark in home attendance. **September 23 . . .** Blue Jays draw 2,110,009 at home—a new franchise mark. **September 29 . . .** Blue Jays clinch second place—their highest standing ever.

**1985 . . . April 16 . . .** Blue Jays placing 11,500 ceiling on season tickets. **May 1 . . .** Jimmy Key becomes the club's first starting LHP to win a game since Oct. 4/80 (614-games). **May 20 . . .** Blue Jays gain sole possession of 1st place which they would not relinquish. **June 8-9 . . .** Blue Jays draw back-to-back 40,000 home crowds for first time. **June 27 . . .** Blue Jays surpass one million mark in home attendance, earliest ever. **July 21 . . .** Blue Jays win their 10th straight home win and push first place lead to a club record 9 1/2-games. **July 27 . . .** Blue Jays average home attendance, surpasses the 30,000 mark for the first time ever. **September 11 . . .** Blue Jays surpass the two million mark for first time. **September 12-15 . . .** Blue Jays and Yankees set an AL record for a 4-game series (214,510). **September 29 . . .** Blue Jays move to a club record 41-games over .500 (98-57). **October 4 . . .** 47,686 see the Blue Jays play New York—a new club mark. **October 5 . . .** Blue Jays captured first division title (American League East). **October 6 . . .** Blue Jays draw 2,468,925 at home — new club mark. **October 25 . . .** Jimmy Williams succeeds Bobby Cox as manager.

**1986 . . .** Blue Jays place a sealing of 14,000 season tickets. Blue Jays celebrate 10th anniversary season. **April 15 . . .** Club's first home rainout since July 4, 1983. Game vs the Orioles was made up the next day. **May 6 . . .** Jesse Barfield cracks 2HR's vs Oakland to become the club's all-time franchise leader at 93. **June 20 . . .** Cliff Johnson HR's vs Detroit for his major league leading 20th career pinch hit HR. **June 27 . . .** Damaso Garcia ties a major league record with four doubles vs NY. **July 10 . . .** Damaso Garcia becomes the first player to register 1000 hits in a Blue Jays uniform. **July 28 . . .** Jim Clancy becomes the first pitcher to record 100 wins in a Blue Jay uniform. **September 22 . . .** Tony Fernandez becomes the first Blue Jays player to reach the 200 hit mark in one season.

**1987: June 2 . . .** BLUE JAYS embark on a club record 11-game win streak. **July 1 . . .** BLUE JAYS set a club record when a Canada Day crowd of 47,828 saw the Yankees. **July 14 . . .** George Bell participates in All-Star Game and first BLUE JAY ever selected by the fans. **September 14 . . .** Ernie Whitt becomes the second BLUE JAYS player to have a 3HR game (vs Orioles) as BLUE JAYS set a Major League Record with a 10HR game vs the Orioles. **September 30 . . .** BLUE JAYS final home attendance reached 2,778,429, the Most Ever for an AL East team and to lead AL in attendance for first time ever. **November 17th . . .** George Bell named AL MVP. **December 8th . . .** George Bell is named the ML Player of the Year by The Sporting News.

**ALL TIME BLUE JAYS ROSTER  
MANAGERS, COACHES AND PLAYERS**

1977 thru 1987

Total number of players — 173

(includes all players who have participated in one or more official American League games.)

**MANAGERS**

Cox, Bobby ('82-'85)  
Hartsfield, Roy ('77-'79)  
Mattick, Bobby ('80-'81)  
Williams, Jimmy ('86-)

**COACHES**

Doerr, Bobby ('77-'81)  
Felske, John ('80-'81)  
Gaston, Cito ('82-)  
Guerrero, Epy ('81)  
Leppert, Don ('77-'79)  
McLaren, John ('85-)  
Menke, Denis ('80-'81)  
Miller, Bob ('77-'79)  
Moore, Jackie ('77-'79)  
Smith, Billy ('84-)  
Sullivan, John ('82-)  
Warner, Harry ('77-'80)  
Widmar, Al ('80-)  
Williams, Jimmy ('80-'85)

**PLAYERS****A**

Acker, Jim (rhp) ('83-'86)  
Adams, Glenn (dh) ('82)  
Ainge, Dan (if-of) ('79-'81)  
Aikens, Willie (dh-lb) ('84-'85)  
Alberts, Butch (dh) ('78)  
Alexander, Doyle (rhp) ('83-'86)  
Allenson, Gary (c) ('85)  
Aquino, Luis (rhp) ('86)  
Ashby, Alan (c) ('77-'78)  
Ault, Doug (lb-of) ('77-'78; '80)

**B**

Bailor, Bob (if-of-p) ('77-'80)  
Baker, Dave (if) ('82)  
Barfield, Jesse (of) ('81-)  
Barlow, Mike (rhp) ('80-'81)  
Beamon, Charlie (lb-dh) ('81)  
Bell, George (of) ('81; '83-)  
Beniquez, Juan (of-dh) ('87-)  
Berenguer, Juan (rhp) ('81)  
Bomback, Mark (rhp) ('81-'82)  
Bonnell, Barry (of) ('80-'83)  
Bosetti, Rick (of) ('78-'81)  
Bowling, Steve (of) ('77)  
Braun, Steve (if-dh) ('80)  
Brown, Bobby (of) ('79)  
Bruno, Tom (rhp) ('77)  
Burroughs, Jeff (dh) ('85)  
Buskey, Tom (rhp) ('78-'80)  
Byrd, Jeff (rhp) ('77)

**C**

Cannon, J.J. (of) ('79)  
Carty, Rico (dh) ('78-'79)  
Caudill, Bill (rhp) ('85-'86)  
Cerone, Rick (c) ('77-'79)  
Cerutti, John (lhp) ('85-)  
Clancy, Jim (rhp) ('77-)  
Clark, Bryan (lhp) ('84)  
Clarke, Stan (lhp) ('83; '85-'86)  
Coleman, Joe (rhp) ('78)  
Collins, Dave (of) ('83-'84)  
Cooper, Don (rhp) ('83)  
Cox, Ted (if) ('81)  
Cruz, Victor (rhp) ('78)

**D**

Darr, Mike (rhp) ('77)  
Davis, Bob (c) ('80)  
Davis, Dick (of) ('82)  
Davis, Steve (lhp) ('85-)  
DeBarr, Dennis (lhp) ('77)  
DeWillis, Jeff (c) ('87)  
Ducey, Rob (of) ('87)

**E**

Edge, Butch (rhp) ('79)  
Eichhorn, Mark (rhp) ('82; '86-)  
Espinosa, Nino (rhp) ('81)  
Ewing, Sam (if-of-dh) ('77-'78)

**F**

Fairly, Ron (if-of) ('77)  
Fernandez, Tony (if) ('83-)  
Fielder, Cecil (dh-lb) ('85-)  
Filer, Tom (rhp) ('85)  
Flannigan, Mike (lhp) ('87)  
Freisleben, Dave (rhp) ('79)

**G**

Garcia, Damaso (if) ('80-'86)  
Garcia, Pedro (if) ('77)  
Garvin, Jerry (lhp) ('77-'82)  
Geisel, Dave (lhp) ('82-'83)  
Gomez, Luis (if) ('78-'79)  
Gordon, Don (rhp) ('86-'87)  
Gott, Jim (rhp) ('82-'84)  
Griffin, Alfredo (if) ('79-'84)  
Grilli, Steve (rhp) ('79)  
Gruber, Kelly (if-of) ('84-)

**H**

Hargan, Steve (rhp) ('77)  
Hartenstein, Chuck (rhp) ('77)  
Hearron, Jeff (c) ('85-'86)  
Henke, Tom (rhp) ('85-)  
Hernandez, Pedro (if-of) ('79; '82)  
Hernandez, Toby (c) ('84)  
Hodgson, Paul (of) ('80)  
Horton, Willie (dh) ('78)  
Howell, Roy (if) ('77-'80)  
Huffman, Phil (rhp) ('79)  
Hutton, Tommy (if-of) ('78)

**I**

Infante, Alex (if) ('87)  
Iorg, Garth (if-of) ('78; '80-'87)

**J**

Jackson, Roy Lee (rhp) ('81-'84)  
Jefferson, Jesse (rhp) ('77-'80)  
Johnson, Anthony (of) ('82)  
Johnson, Cliff (dh) ('83-'86)  
Johnson, Jerry (rhp) ('77)  
Johnson, Joe (rhp) ('86-'87)  
Johnson, Tim (if) ('78-'79)

**K**

Kelly, Pat (c) ('80)  
Key, Jimmy (lhp) ('84-)  
Kirkwood, Don (rhp) ('78)  
Kluttz, Mickey (if) ('83)  
Kucek, Jack (rhp) ('80)  
Kusick, Craig (if-p) ('79)

**L**

Lamp, Dennis (rhp) ('84-'86)  
Lavelle, Gary (lhp) ('85-'87)  
Leach, Rick (lb-of-p) ('84-)  
Leal, Luis (rhp) ('80-'85)  
Lee, Manny (if) ('85-)  
Lemanczyk, Dave (rhp) ('77-'80)  
Lemongello, Mark (rhp) ('79)  
Liriano, Nelson (if) ('87)  
Luebber, Steve (rhp) ('79)

**M**

Macha, Ken (if) ('81)  
Macha, Mike (if) ('80)  
Mahler, Mickey (lhp) ('86)  
Manrique, Fred (if) ('81; '84)  
Martinez, Buck (c) ('81-'86)  
Mason, Jim (if) ('77)  
Matuszek, Len (dh) ('85)  
Mayberry, John (lb) ('78-'82)

McGriff, Fred (lb) ('86-'87)  
McKay, Dave (if) ('77-'79)  
McLaughlin, Joey (rhp) ('80-'84)  
Miller, Dyar (rhp) ('79)  
Milner, Brian (c) ('78)  
Mirabella, Paul (lhp) ('80-'81)  
Moffitt, Randy (rhp) ('83)  
Moore, Balor (lhp) ('78-'80)  
Moore, Charlie (c) ('87)  
Morgan, Mike (rhp) ('83)  
Moseby, Lloyd (of) ('80-)  
Mulliniks, Rance (if) ('82-)  
Murphy, Tom (rhp) ('77-'79)  
Murray, Dale (rhp) ('81-'82)  
Musselman, Jeff (lhp) ('86-)  
Musselman, Ron (rhp) ('84-'85)  
Myers, Greg (c) ('87-)

**N**

Nicosia, Steve (c) ('85)  
Niekro, Phil (rhp) ('87)  
Nordbrook, Tim (if) ('77)  
Nordhagen, Wayne (of-dh) ('82)  
Nunez, Jose (rhp) ('87)

**O**

Oliver, Al (dh) ('85)  
Orta, Jorge (of-dh) ('83)

**P**

Petralli, Geno (c) ('82-'84)  
Powell, Hosken (of-dh) ('82-'83)

**R**

Rader, Doug (if) ('77)  
Ramos, Domingo (if) ('80)  
Revering, Dave (lb-dh) ('82)  
Roberts, Leon (of-dh) ('82)  
Robertson, Bob (lb-dh) ('79)  
Roof, Phil (c) ('77)

**S**

Schrom, Ken (rhp) ('80; '82)  
Scott, John (of) ('77)  
Senteney, Steve (rhp) ('82)  
Sharperson, Mike (if) ('87)  
Shepherd, Ron (of) ('84-'86)  
Singer, Bill (rhp) ('77)  
Solaita, Tony (lb-dh) ('79)  
Staggis, Steve (if) ('77)  
Stark, Matt (c) ('87)  
Stieb, Dave (rhp-of) ('79-)

**T**

Thornton, Lou (of) ('85-'87)  
Todd, Jackson (rhp) ('79-'81)  
Torres, Hector (if) ('77)

**U**

Underwood, Tom (lhp) ('78-'79)  
Upshaw, Willie (if-of) ('78; '80-)

**V**

Velez, Otto (if-of-dh) ('77-'82)  
Vuckovich, Pete (rhp) ('77)

**W**

Wallace, Dave (rhp) ('78)  
Ward, Duane (rhp) ('86-)  
Webster, Mitch (of) ('83-'85)  
Wells, David (lhp) ('87)  
Wells, Greg (lb-dh) ('81)  
Whitmer, Dan (c) ('81)  
Whitt, Ernie (c) ('77-'78; '80-)  
Wilbarn, Ted (of-pr) ('79)  
Wiley, Mark (rhp) ('78)  
Williams, Matt (rhp) ('83)  
Willis, Mike (lhp) ('77-'81)  
Woods, Al (of) ('77-'82)  
Woods, Gary (of) ('77-'78)

**THREE CANADIANS** have worn the Blue Jays uniform in the history of the franchise. Infielder Dave McKay was a member of the Blue Jays from 1977-79. . . A native of Vancouver, McKay played 38 in the club's inaugural game, April 7, 1977. . . Paul Hodgson, an outfielder from Fredericton, New Brunswick, played with the Blue Jays in 1980. . . Outfielder Rob Ducey, born in Toronto but a resident of nearby Cambridge, Ontario debuted with the Blue Jays in 1987. . . In addition to these three players, there has been one other on the club's 40-man winter roster. . . That is RHP, Dave Shipanoff (Oct. 1982-Apr. 1984).

## AWARDS

## LABATT'S 'BLUE' PLAYER OF THE MONTH

Voting is conducted after each Blue Jays game, home and away, by a panel of accredited media personalities to select the outstanding Blue Jays player. The player with the greatest point total at the end of the season receives the Labatt's 'Blue' Most Valuable Player Award, along with \$1000 and a cheque in a matching amount donated to the player's favourite charity. Monthly winners receive \$500 and a matching amount to their favourite charity along with the Labatt's 'Blue' Player of the Month Trophy. In 1983 the award was split into separate 'Player' & 'Pitcher' awards.

## PLAYER OF THE MONTH

Year								Most Valuable	
	April	May	June	July	August	September	Player	Pitcher	
1977	Velez	Fairly	Fairly	Rader	Bailor	Bowling	Bailor	---	
1978	Howell	Bosetti	Howell	Mayberry	Bailor	Bailor & Bosetti	Howell	Clancy & Underwood	
1979	Mayberry	Griffin	Underwood	Velez	Griffin	Griffin	Griffin	Underwood	
1980	Stieb	Woods	Mayberry	Woods	Garcia	Mayberry	Mayberry	Clancy	
1981	Todd	Bonnell	---	---	Moseby	Stieb	Stieb	Stieb	
1982	Barfield	Bonnell	Upshaw	Garcia	Garcia	Clancy	Garcia	Stieb	
1983	Barfield	Upshaw	Johnson	Moseby	Moseby	Upshaw	Moseby & Upshaw	Stieb	
1984	Upshaw	Collins	Upshaw	Mulliniks	Bell	Collins	Bell	Stieb	
1985	Upshaw	Garcia	Bell	Mulliniks	Barfield	Moseby	Barfield	Stieb	
1986	Bell	Barfield	Fernandez	Bell	Moseby	Barfield	Bell	Key	
1987	Bell	Bell	Moseby	Fernandez	Bell	Moseby	Bell	Key	

## PITCHER OF THE MONTH

Year	April	May	June	July	August	September
1983	Stieb	Stieb	Gott	Clancy	Stieb	Alexander
1984	Stieb	Alexander	Stieb	Stieb	Stieb & Clancy	Alexander
1985	Caudill	Stieb	Stieb	Stieb	Henke	Alexander
1986	Alexander	Eichhorn	Key	Clancy	Eichhorn	Stieb
1987	Key	Key	Clancy	Key	Cerutti	Flanagan

## TORONTO CHAPTER BBWAA AWARD WINNERS

YEAR	PLAYER OF THE YEAR	PITCHER OF THE YEAR	ROOKIE OF THE YEAR	GOOD GUY	MOST IMPROVED
1977	Bob Bailor	Dave Lemanczyk	Bob Bailor	Roy Hartsfield	---
1978	Bob Bailor	Jim Clancy	Victor Cruz	Mike Cannon	Alan Ashby
1979	Alfredo Griffin	Tom Underwood	Alfredo Griffin	John Silverman	Rick Cerone
1980	John Mayberry	Jim Clancy	Damaso Garcia	Howard Starkman	Al Woods
1981	Dave Stieb	Dave Stieb	---	Bob Mattick	Joey McLaughlin
1982	Damaso Garcia	Dave Stieb	Jesse Barfield	Buck Martinez	Jim Clancy
1983	Lloyd Moseby	Dave Stieb	Jim Acker	Ernie Whitt	Lloyd Moseby
1984	Dave Collins	Doyle Alexander	Tony Fernandez	Dave Collins	Dave Collins
1985	Jesse Barfield	Dennis Lamp	---	Rance Mulliniks	Dennis Lamp
1986	Jesse Barfield	Mark Eichhorn	Mark Eichhorn	Garth Iorg	Rick Leach
1987	George Bell	Jimmy Key	Jeff Musselman	Garth Iorg	Lloyd Moseby

Baseball Man of the Year in Canada  
(Toronto-Montreal BBWAA)

Peter Bavasi - 1977; Pat Gillick - 1983

## American League Player of the Month

Otto Velez, April, 1977

Alfredo Griffin, September, 1979

Lloyd Moseby, August 1983

## American League Pitcher of the Month

Dave Stieb, April, 1980

Dave Stieb, May, 1983

Doyle Alexander, Sept. 1984

Dave Stieb, May, 1985

Jim Clancy, May, 1987

## All-Star Game Selections (\* voted)

Ron Fairly, of - 1977

Roy Howell, 3B - 1978

Dave Lemanczyk, p, Roy Hartsfield, coach - 1979

Dave Stieb, p, Ken Carson, trainer - 1980

Dave Stieb, p, - 1981

Jim Clancy, p, - 1982

Dave Stieb, p, - 1983

Dave Stieb, p; Damaso Garcia, 2B,

Alfredo Griffin, ss - 1984

Dave Stieb, p; Damaso Garcia, 2b; Jimmy Key, p;

Ernie Whitt, c; Bob Cox, Coach - 1985

Jesse Barfield, of; Lloyd Moseby, of; Tony

Fernandez, ss - 1986

\*George Bell, of; Tony Fernandez, ss;

Tom Henke, p - 1987

## American League Player of the Week

Otto Velez, July 23-29, 1979

Dave Stieb, April 21-27, 1981

Jim Clancy, June 14-20, 1982

Jim Clancy, Sept. 27-Oct. 3, 1982

Luis Leal, May 9-15, 1983

Dave Stieb, May 16-22, 1983

Lloyd Moseby, May 23-29, 1983

Cliff Johnson, June 20-26, 1983

Jesse Barfield, August 29-Sept. 4, 1983

Willie Upshaw, April 21-28, 1985

Lloyd Moseby, Sept. 2-Sept. 8, 1985

Lloyd Moseby, Aug. 18-24, 1986

George Bell, Sept. 1-7, 1986

Jim Clancy, May 19-24, 1987

George Bell, June 8-14, 1987

George Bell, July 27-Aug. 2, 1987

## All-Rookie Team - Topps

1977 - Bob Bailor, ss; Doug Ault, 1B;

Jerry Garvin, LHP

1978 - Rick Bosetti, of

1979 - Alfredo Griffin, ss; Dan Ainge, 2B

1980 - Damaso Garcia, 2B

1987 - Jeff Musselman

## All-Rookie Team - Baseball Digest

1977 - Bob Bailor, cf; Jerry Garvin, LHP

1978 - Rick Bosetti, cf

1979 - Alfredo Griffin, ss; Dan Ainge, 2B

1980 - Damaso Garcia, 2B

## Latin American All-Star Team-TSN

Damaso Garcia, 2b - 1985

George Bell, of - 1985

## Rolaids Relief Awards

Bill Caudill, April 1985

Toronto Blue Jays, 1985

## THE SPORTING NEWS AWARDS

### Pitcher of the Year (AL)

1982 - Dave Stieb  
1987 - Jimmy Key

### Rookie Pitcher of the Year (AL)

1986 - Mark Eichhorn

### Silver Slugger (AL)

1982 - Damaso Garcia, 2B  
1983 - Lloyd Moseby, OF  
1985 - George Bell, OF  
1986 - George Bell, OF  
1986 - Jesse Barfield, OF  
1987 - George Bell, OF

### All-Star Team (AL)

1982 - Damaso Garcia, 2B  
1982 - Dave Stieb, P  
1983 - Lloyd Moseby, OF  
1985 - Damaso Garcia, 2B  
1986 - Tony Fernandez, OF  
1986 - George Bell, OF  
1987 - George Bell, OF  
1987 - Jimmy Key, LHP

### Manager of the Year (ML)

1985 - Bobby Cox

### Gold Glove (AL)

1986 - Tony Fernandez, SS  
1986 - Jesse Barfield, OF  
1987 - Tony Fernandez, SS  
1987 - Jesse Barfield, OF

### Major League Player of the Year

1987 - George Bell

### American League Player of the Year

1987 - George Bell

## BASEBALL WRITERS ASSOCIATION OF AMERICA AWARDS

### Rookie of the Year (AL)

1979 - Alfredo Griffin

### Most Valuable Player (AL)

1987 - George Bell

### Manager of the Year (AL)

1985 - Bobby Cox

## AMERICAN LEAGUE ALL-STAR TEAM (UPI)

1982 - Damaso Garcia, 2B  
1983 - Lloyd Moseby, OF  
1986 - Jesse Barfield, OF

1986 - Tony Fernandez, SS  
1987 - George Bell, OF

1987 - Tom Henke, RP  
1987 - Jimmy Key, LHP

## MAJOR LEAGUE ALL-STAR TEAM (AP)

1982 - Damaso Garcia, 2B  
1986 - Tony Fernandez, SS

1986 - Jesse Barfield, RF  
1987 - George Bell, OF

1987 - Jimmy Key, LHP

## AMERICAN LEAGUE EXECUTIVE OF THE YEAR (UPI)

1985 - Pat Gillick

## AMERICAN LEAGUE MANAGER OF THE YEAR (UPI)

1985 - Bobby Cox

## AMERICAN LEAGUE MANAGER OF THE YEAR (AP)

1985 - Bobby Cox

## BASEBALL AMERICA

### All-Star Team (AL)

1983 - Dave Stieb-P  
1983 - Lloyd Moseby-OF  
1984 - Dave Stieb-P  
1986 - Tony Fernandez-SS  
1986 - Jesse Barfield-OF  
1987 - George Bell-OF  
1987 - Jimmy Key-SP  
1987 - Tom Henke-RP

### Player of the Year (AL)

1987 - George Bell

**BLUE JAYS AND EXPOS:** There are 15 different players who, at one time or another, played for both the Blue Jays and the Expos. The "All-Canadian" consists of pitchers Mickey Mahler, Dale Murray, Balor Moore and Dyar Miller, infielders Ron Fairly, Fred Manrique, Tommy Hutton, Ken Macha, Jim Mason, Tony Solaita, Hector Torres and Al Oliver as well as outfielders Anthony Johnson and Mitch Webster and catcher Steve Nicosia. Others associated with the two clubs include Blue Jays Equipment Manager JEFF ROSS (previously worked for the Expo clubhouses and ground crew), Expos Equipment Manager JOHN SILVERMAN (held same position with Toronto), Jackie Moore, Coach with the Expos (held same position with Toronto 77-79) and Chicago Cub Travelling Secretary PETER DURSO (Travelling Secretary [Expos], Director, Promotions [Blue Jays]).

## R. HOWARD WEBSTER AWARDS

In 1982 the Blue Jays established a set of awards to be bestowed annually upon the 'Most Valuable Player' on each Blue Jay farm club.

The awards are named in honor of R. HOWARD WEBSTER, who has been Chairman of the Board for the Toronto Blue Jays since their inception in 1976.

**AAA-Syracuse Chiefs:** 1982-Tony Fernandez; 1983-Tony Fernandez; 1984-Fred Manrique; 1985-Rick Leach; 1986-Mike Sharperson; 1987-Todd Stottlemyre.

**AA-Knoxville Blue Jays:** 1982-Tim Thompson; 1983-Dave Shipanoff; 1984-Mike Sharperson; 1985-Steve Davis; 1986-Glenallen Hill; 1987-Geronimo Berroa

**A-Kinston Blue Jays:** 1982-Dave Shipanoff; 1983-Jose Escobar; 1984-Luis Aquino; 1985-Eric Yelding

**A-Ventura Blue Jays:** 1986-Greg Myers

**A-Dunedin Blue Jays:** 1987-Steve Cummings

**A-Florence Blue Jays:** 1982-Ken Kinnard; 1983-Cecil Fielder; 1984-Pat Borders; 1985-Sil Campusano; 1986-Pedro Munoz

**A-Myrtle Beach Blue Jays:** 1987-Doug Linton

**A-St. Catharines Blue Jays:** 1986-Willie Blair; 1987-Derek Bell

**Rookie-Medicine Hat Blue Jays:** 1982-Chris Johnston; 1983-Ronnie Robbins; 1984-Rob Ducey; 1985-Geronimo Berroa; 1986-Mark Whiten; 1987-Andy Dziadkowiec

**Rookie-Bradenton Blue Jays:** 1982-Esteban Bolivar; 1983-Santiago Escobar; 1984-Santiago Garcia; 1985-Domingo Martinez

## LAST TIME – BLUE JAYS

**NO-HITTER:** Never

**ONE-HITTER:** Jimmy Key, May 22, 1986 at Chicago (won 5-0)

**TWO-HITTER:** Jim Clancy, (9.0IP), May 18, 1987 at California (won 12-0)

**10 OR MORE STRIKEOUTS, ONE GAME:** Jim Clancy (11) vs KC, July 12, 1987 (won 3-2)

**SHUTOUT:** Jimmy Key (7.0IP), Jeff Musselman (1.0IP), Tom Henke (1.0IP), September 16, 1987 vs Baltimore (won 7-0)

**BACK-TO-BACK SHUTOUTS, SAME PITCHER:** Dave Stieb, July 16 & 21, 1980

**PITCHER TO BAT:** Dave Stieb, Aug. 29, 1980 vs Minnesota

**PITCHER TO APPEAR OFFENSIVELY:** Dave Stieb, Pinch Run; June 20, 1987 vs. Milwaukee

**CONSECUTIVE SHUTOUTS:** Doyle Alexander/Dennis Lamp (won 1-0) and Dave Stieb (won 6-0), April 27-28, 1984 at Kansas City

**INSIDE-THE-PARK HOME RUN:** Kelly Gruber, vs Detroit, June 12, 1986

**TWO HOME RUNS, ONE GAME:** Lloyd Moseby, September 29, 1987 vs Milwaukee

**BACK-TO-BACK HOME RUNS:** Ernie Whitt, Jesse Barfield, Kelly Gruber, September 12, 1987 vs New York (8th Inning)

**FIVE HITS, ONE GAME:** Damaso Garcia, June 19, 1982, at Oakland

**THREE OR MORE STEALS, ONE GAME:** Lloyd Moseby, October 3, 1987 at Detroit

**STEALING HOME:** Lloyd Moseby, July 27, 1987 vs Boston (1st inning)

**BATTING FOR THE CYCLE:** Never

**THREE HOME RUNS, ONE GAME:** Ernie Whitt, September 14, 1987 vs Baltimore

**GRAND SLAM HOME RUN:** George Bell, July 27, 1987 vs Oakland

**FOUR HITS, ONE GAME:** Jesse Barfield, September 25, 1987 vs Detroit

**PINCH HIT HOME RUN:** Cecil Fielder, September 4, 1987 vs Seattle

**TWO HITS, SAME INNING:** Jesse Barfield, September 14, 1987 vs Baltimore (7th inning)

**1-0 GAME:** Lost at Detroit, October 4, 1987

**BACK-TO-BACK COMPLETE GAMES:** Dave Stieb (Beat KC 2-0) and Jimmy Key (Lost 2-1 to KC) July 10-11, 1987

**BACK-TO-BACK COMPLETE GAME VICTORIES:** Dave Stieb (Sept. 30, 1983) and Doyle Alexander (Oct. 1, 1983) beat Minnesota 8-0 and 4-3

## LAST TIME – OPPONENTS

**NO HITTER:** Len Barker at Cleveland (Won 3-0) May 15, 1981

**ONE HITTER:** Mike Boddicker (Baltimore Won 2-1) Aug. 13, 1984

**TWO HITTER:** Mike Flanagan (8.1IP, 2H), Don Aase (.2IP), Aug. 11, 1986 at Baltimore (Won 3-1)

**TEN OR MORE STRIKEOUTS:** Juan Nieves (10) Milwaukee wins (5-2), September 30, 1987

**SHUTOUT:** Bruce Hurst at Boston (Won 2-0), Sept. 27, 1986

**BACK-TO-BACK SHUTOUTS:** 2-0 and 1-0, 15 inn at Oakland July 26-27, 1986 (9 pitchers combined)

**INSIDE-THE-PARK HOME RUN:** Kirk Gibson, at Detroit, October 2, 1985

**TWO HOME RUNS, ONE GAME:** Matt Nokes, Detroit, September 26, 1987

**THREE HOME RUNS, ONE GAME:** Jim Rice (Boston) Aug. 29, 1983 (2nd game)

**GRAND SLAM HOME RUN:** Matt Nokes (Detroit) vs John Cerutti, September 26, 1987

**BACK-TO-BACK HOME RUNS:** Brian Downing (Solo), Doug DeCinces (Solo), May 31, 1987, California (7th Inning)

**BACK-TO-BACK-TO-BACK HOME RUNS:** Rudy Law, Bryan Little, Harold Baines, at Chicago, August 24, 1985 (9th Inning)

**FIVE HITS, ONE GAME:** Dave Winfield (New York) June 3, 1984

**FOUR HITS, ONE GAME:** Julio Franco (Cleveland), April 20, 1987

**TWO OR MORE STEALS, ONE GAME:** Rickey Henderson (New York), September 13, 1987

**PINCH HIT HOME RUN:** George Hendrick (California), September 2, 1987

**LOW HIT GAMES BY BLUE JAYS**

**ONE HIT GAMES**

- April 24/79 — Dave Lemanczyk, Toronto-2 at Texas-0, Putnam single in third
- August 27/79 — Phil Huffman, Oakland-0 at Toronto-7, Essian single in sixth
- May 30/82 — Jim Gott (6 innings), Roy Lee Jackson (3 innings) Toronto-6 at Baltimore-0, Dempsey single in the fifth
- September 28/82 — Jim Clancy, Minnesota-0 at Toronto-3, Bush bloop single in ninth to break up perfect game
- May 14/83 — Luis Leal (5 innings), Roy Lee Jackson (4 innings) Toronto-8 at Cleveland-1, Bando single in eighth
- May 22/86 — Jimmy Key, Toronto-5 at Chicago-0, Guillen single in 5th

**TWO HIT GAMES**

- September 15/77 — Jim Clancy, Baltimore-0 at Toronto-4, five innings forfeit, Bumby double and Skaggs single in third
- May 2/78 — Tom Underwood, Toronto-1 at Oakland-2, North double and Alexander homer in fourth
- April 13/79 — Jim Clancy, Kansas City-1 at Toronto-4, 5½ innings — rain stopped — Otis single in first, Patek single in fifth
- August 7/79 — Tom Underwood, Kansas City-2 at Toronto-3, Brett single in second, McRae homer in third
- July 27/80 — Jesse Jefferson, Seattle-0 at Toronto-5, Simpson single in fourth and Roberts single in eighth
- September 18/80 — Luis Leal, Toronto-2 at New York-1, Jackson and Spencer, singles in fourth
- October 3/81 — Dave Stieb (8.1 inn), Jerry Garvin (.1 inn), Joey McLaughlin (.1 inn), Toronto-4 at Seattle-1, Anderson homered in third, Zisk homered in ninth (both off Stieb)
- August 10/82 — Dave Stieb, Boston-0 at Toronto-4, Lansford single in second, Allenson single in third
- September 6/82 — Dave Stieb, Toronto-3 at Oakland-1, Armas homered in seventh, Burroughs single in eighth
- July 14/83 — Luis Leal, Toronto-8 at Chicago-0, Luzinski and Baines singles in fourth
- June 16/84 — Luis Leal, Boston at Toronto-7, Miller single in second, Rice double in seventh
- July 3/84 — Jim Gott, California-0 at Toronto-4, Carew single in fourth, Reggie Jackson single in fifth
- September 2/84 — Doyle Alexander, Minnesota-0 at Toronto-6, Brunansky single in second, Putnam double in seventh
- September 5/85 — Doyle Alexander, Minnesota-0 at Toronto-7, Hrbek double in fourth, Gagne single in sixth
- May 25/86 — John Cerutti (8IP), Bill Caudill (11P), Toronto-8 at Cleveland-1, Carter single in the 1st, Tabler single in 2nd
- July 5/86 — Jim Clancy (8IP), Tom Henke (11P), California-3 at Toronto-7, Burleson single in 4th, Pettis single in 8th
- May 3/87 — Jim Clancy (8.1IP), Tom Henke (.2IP), Texas-1 at Toronto-3, O'Brien single in 5th, Petralii double in 9th
- May 18/87 — Jim Clancy, Toronto-12 at California-0, McLemore single in 6th, White single in 7th
- August 27/87 — Jimmy Key (6IP), Mark Eichhorn (.2IP), Jeff Musselman (1.1P), Tom Henke (1P), Oakland-4 at Toronto-9, Canseco single in 1st, Lansford home run in 1st

**SUSPENDED GAMES:** The Blue Jays have played two suspended games in their history. . . The first game was August 28, 1980 in a 7-5, 15 inning loss to Minnesota. . . The game was suspended after 14 innings due to a 5 pm Canadian National Exhibition curfew. . . The last suspended game was an 8-7, 13 inning loss at New York on September 17, 1980 which was completed the next day. Play was halted with the Blue Jays batting in the 10th inning.

**HOW LONG DID IT TAKE**

**LONGEST OFFICIAL GAME**

Home . . . . . 4.56-Sept. 24/78 vs Boston-14 innings  
 Road . . . . . 4.38-Oct. 4/80 vs Boston (1st g.)-17 innings

**SHORTEST OFFICIAL GAME**

. . . . . 1.04-Sept. 15/77 vs Baltimore (forfeit, 4-1/2 innings)

**LONGEST NINE-INNING GAME**

Home . . . . . 4.05-July 25/87 vs Minnesota  
 Road . . . . . 3.22-July 31/85 vs Baltimore

**SHORTEST NINE-INNING GAME**

Road . . . . . 1.39-June 16/77 vs Detroit  
 Home . . . . . 1.33-Sept.28/82 (1st g) vs Minnesota

**AVERAGE TIME OF NINE-INNING GAME**

	Home	Away	AL
1977	2.27	2.27	2.31
1978	2.24	2.23	2.24
1979	2.23	2.24	2.32
1980	2.24	2.28	2.36
1981	2.31	2.27	2.34
1982	2.29	2.28	2.37
1983	2.34	2.36	2.38
1984	2.35	2.39	2.37
1985	2.39	2.46	2.45
1986	2.46	2.47	2.48
1987	2.50	2.54	2.51

## AMERICAN LEAGUE CHAMPIONSHIP SERIES 1985

BATTER	AVG	G	AB	R	H	2B	3B	HR	RBI-GW	SH-SF	HP	BB	SO	SB-CS	E
BARFIELD	.280	7	25	3	7	1	0	1	4-0	0-0	0	3	7	1-1	1
BELL	.321	7	28	4	9	3	0	0	1-0	0-1	1	0	4	0-1	0
BURROUGHS	.000	1	1	0	0	0	0	0	0-0	0-0	0	0	0	0-0	0
FERNANDEZ L	.333		9	2	3	1	0	0	1-0	0-1	0	0	0	0-0	2
FERNANDEZ R	.333		15	0	5	1	0	0	1-0	0-0	0	1	2	0-0	0
FERNANDEZ T	.333	7	24	2	8	2	0	0	2-0	0-1	0	1	2	0-0	2
FIELDER	.333	3	3	0	1	1	0	0	0-0	0-0	0	0	1	0-0	0
GARCIA	.233	7	30	4	7	4	0	0	1-0	0-0	0	3	3	0-0	0
HEARRON	.000	2	0	0	0	0	0	0	0-0	0-0	0	0	0	0-0	0
IORG	.133	6	15	1	2	0	0	0	0-0	0-0	0	1	3	0-0	0
JOHNSON	.368	7	19	1	7	2	0	0	2-0	0-0	0	1	4	0-0	0
LEE L	.000		0	0	0	0	0	0	0-0	0-0	0	0	0	0-0	0
LEE R	.000		0	0	0	0	0	0	0-0	0-0	0	0	0	0-0	0
LEE T	.000		1	0	0	0	0	0	0-0	0-0	0	0	0	0-0	0
MOSEBY	.226	7	31	5	7	1	0	0	4-0	0-0	0	2	3	1-0	0
MULLINIKS	.364	5	11	1	4	1	0	1	3-0	0-0	0	2	2	0-0	0
OLIVER	.375	5	8	0	3	1	0	0	3-2	0-0	1	0	0	0-0	0
THORNTON	.000	2	0	1	0	0	0	0	0-0	0-0	0	0	0	0-0	0
UPSHAW	.231	7	26	2	6	2	0	0	1-0	0-0	1	1	4	0-0	1
WHITT	.190	7	21	1	4	1	0	0	2-1	0-0	0	2	4	0-0	0
DH HITTERS	.370		27	2	10	3	0	0	5-2	0-0	1	1	4	0-0	0
PH HITTERS	.462		13	0	6	2	0	0	4-1	0-0	0	0	2	0-0	0
TOTALS	.269		242	25	65	19	0	2	23-3	0-2	3	16	37	2-2	4
OPPONENTS	.225		227	26	51	9	1	7	26-4	4-2	1	22	51	2-4	6

PITCHER	W-L	ERA	G	GS	CG	SHO	SV	IP	H	R	ER	HR	HB	BB	SO	WP
ACKER	R 0-0	0.00	2	0	0	0	0	6.0	2	0	0	0	0	0	5	0
ALEXANDER	R 0-1	8.71	2	2	0	0	0	10.1	14	10	10	4	0	3	9	1
CLANCY	R 0-1	9.00	1	0	0	0	0	1.0	2	1	1	0	0	1	0	0
HENKE	R 2-0	4.26	3	0	0	0	0	6.1	5	3	3	1	0	4	4	0
KEY	L 0-1	5.19	2	2	0	0	0	8.2	15	5	5	1	0	2	5	0
LAMP	R 0-0	0.00	3	0	0	0	0	9.1	2	0	0	0	0	1	10	0
LAVELLE	L 0-0	0.00	1	0	0	0	0	0.0	0	0	0	0	0	1	0	0
STIEB	R 1-1	3.10	3	3	0	0	0	20.1	11	7	7	1	1	10	18	0
TOTALS	3-4	3.77	17	7	0	0	0	62.0	51	26	26	7	1	22	51	1
OPPONENTS	4-3	3.16	18	7	1	1	1	62.2	65	25	22	2	3	16	37	3

### GAME 1 at TORONTO

Tuesday, October 8

Kansas City	0 0 0 0 0 0 0 1	1 5 1
Toronto	0 2 3 1 0 0 0 0 X	6 11 0

LEIBRANDT, Farr (3), Gubicza (5), Jackson (8), and Sundberg  
STIEB, Henke (9), and Whitt  
HR: None  
T-2:24; A-39,115

### GAME 5

at KANSAS CITY

Sunday, October 13

Toronto	0 0 0 0 0 0 0 0	0 8 0
Kansas City	1 1 0 0 0 0 0 0 X	2 8 0

KEY, Acker (6), and Whitt  
JACKSON, and Sundberg  
HR: None  
T-2:21; A-40,046

### GAME 2 at TORONTO

Wednesday, October 9

Kansas City	0 0 2 1 0 0 0 0 1 1	5 10 3
Toronto	0 0 0 1 0 2 0 1 0 2	6 10 0

Black, QUISENBERRY (8), and Sundberg  
Key, Lamp (4), Lavelle (8), HENKE (8), and Whitt  
HR: Kansas City (2) - Wilson, Sheridan  
T-3:39; A-34,029

### GAME 6

at TORONTO

Tuesday, October 15

Kansas City	1 0 1 0 1 2 0 0 0	5 8 1
Toronto	1 0 1 0 0 1 0 0 0	3 8 2

GUBICZA, Black (6), Quisenberry (9) (S), and Sundberg  
ALEXANDER, Lamp (6), and Whitt, Hearron (8)  
HR: Kansas City (1) - Brett  
T-3:12; A-37,557

### GAME 3 at KANSAS CITY

Friday, October 11

Toronto	0 0 0 0 5 0 0 0 0	5 13 1
Kansas City	1 0 0 1 1 2 0 1 X	6 10 1

Alexander, Lamp (6), CLANCY (8), and Whitt  
Saberhagen, Black (5) FARR (5), and Sundberg  
HR: Toronto (2) - Barfield, Mulliniks Kansas City (3) - Brett (2), Sundberg  
T-2:51; A-40,224

### GAME 7

at TORONTO

Wednesday, October 16

Kansas City	0 1 0 1 0 4 0 0 0	6 8 0
Toronto	0 0 0 0 1 0 0 0 1	2 8 1

Saberhagen, LEIBRANDT (4), Quisenberry (9), and Sundberg  
STIEB, Acker (6), and Whitt  
HR: Kansas City (1) - Sheridan  
T-2:49; A-32,084

### GAME 4

at KANSAS CITY

Saturday, October 12

Toronto	0 0 0 0 0 0 0 0 3	3 7 0
Kansas City	0 0 0 0 0 1 0 0 0	1 2 0

Stieb, HENKE (7), and Whitt, Hearron (9)  
LEIBRANDT, Quisenberry (9), and Sundberg  
HR: None  
T-3:02; A-41,112

### SCORE BY INNINGS

Kansas City	3	2	3	3	2	9	0	1	2	1	26	51	6
Toronto	1	2	4	2	6	3	0	1	4	2	25	65	4

E—Balboni (2), Brett (2), Fernandez (2), Sundberg, Upshaw, Smith, Barfield  
DP—Kansas City (7), Toronto (4)  
LOB—Kansas City (44), Toronto (49)  
SB—Barfield, Moseby, Wilson, Smith  
S—Biancalana, McRae, Wilson, White  
SF—Fernandez, Bell, White, Motley  
WP—Black (2), Alexander, Gubicza  
HBP—Bell (by Black), Oliver (by Saberhagen), McRae (by Stieb)  
ATT—264,167

## POST-SEASON EPILOGUE

As the Blue Jays entered post season play for the first time, they would face the Kansas City Royals in the first ever best-of-seven American League Championship Series. . . The Blue Jays, who finished nine games ahead of the Royals in the loss column, were the favourites and would enjoy the extra home game.

In Game 1 Dave Stieb lived up to superstar billing, shutting out the Royals on three hits through eight innings with no base runner advancing past second base. The Blue Jays struck quickly with two runs in the second, three in the third and one in the fourth. The Blue Jays offense was sparked by 2 RBI performances by Ernie Whitt and Tony Fernandez.

Game 2 was a much more even affair with the Blue Jays eeking out a 6-5, 10-inning win. The Royals jumped into a quick 3-0 lead after 3½ innings primarily on the strength of a 2 run HR by Willie Wilson in the 3rd inning. The Blue Jays rallied and took the lead on a George Bell sacrifice fly in the 8th. The Royals rallied, however in the 9th a on pinch hit HR by Pat Sheridan with the go ahead run being delivered in the 10th on a Frank White single. The Blue Jays won it in the bottom of the 10th on a two-out 2 run single by Al Oliver. On to Kansas City, the Blue Jays were up 2-games to none.

In Game 3, George Brett put on a baseball clinic going 4-4, 2 HR's, 3 RBI with 4 runs scored enroute to a 6-5 Royals win. Leading 5-2 after 4½ innings the Blue Jays squandered the lead for good in the 8th when Brett led off the inning with a single and eventually scored.

Game 4, the Blue Jays came within one win of a World Series berth with a 3-1 come-from-behind victory. The Blue Jays won the game dramatically with 3 runs in the top of the ninth inning, the big blow being a 2 run pinch hit double by Al Oliver.

In Game 5, LHP Danny Jackson went the distance checking Toronto on 8 hits and scoring a run in each of the first two innings. Blue Jays still led the series 3-games to 2.

The Blue Jays and Royals returned to Exhibition Stadium for Game 6. Entering the 5th inning tied at 2-2 George Brett once again delivered the decisive blow with a solo HR. And, with 3.2 shutout innings of relief from Buddy Black and Dan Quisenberry, the Royals pulled even in the series for the first time at three-games apiece.

October 16th - Game 7 - Dave Stieb, the ace of the Toronto staff vs eventual Cy Young Award winner Bret Saberhagen. The Royals came out on top 6-2 shellacking Dave Stieb for six runs in 5.2 innings. The big blow being a wind-assisted bases clearing triple by Jim Sundberg to cap a four run 6th inning.

The Kansas City Royals became only the 5th club in major league history to trail a series 3-games to one and comeback to win the series. The Blue Jays? They slumped immediately after scoring five runs in the 5th inning of Game 3 scoring only eight runs in the last 40 innings.

## BASEBALL RECORDS HELD or TIED BY BLUE JAYS

## MAJOR LEAGUE RECORDS SET

Most Home Runs, None on Base, Game, Club-7, by Boston vs Toronto, July 4/77

Fewest Sacrifice Hits, Club, Season-21, Toronto, 1985

Most Home Runs, Club, Game-10 Toronto vs Baltimore, Sept. 14/87

## MAJOR LEAGUE RECORDS TIED

Home Run, First Time at Bat in Major Leagues, as Pinch Hitter-Al Woods, April 7/77, fifth inning

Most Grounded into Double Play, Extra-Inning Game, Club-6, by Toronto vs Minnesota, August 29/77, first game (10 innings)

Most Home Runs, Opening Game of Season-2, Doug Ault, Toronto April 7/77, John Mayberry, Toronto, April 9/80

Most Players, 100 or More Hits, Club, Season-9, 1983

Most Doubles, Game-4, Damaso Garcia, June 27/86 at New York

Most Pinch-Hit Home Runs, Club, Game-2, Toronto, June 14/86 vs Detroit

Most Errors, First Baseman, Inning-3, Willie Upshaw, Toronto, July 1/86 at Boston, Fifth Inning

Most Players with two or more Home Runs, Club, Game-3 Toronto vs Baltimore Sept. 14/87 (Bell, Mulliniks, Whitt)

Most Home Runs, both Clubs, Game-11, Toronto (10), Baltimore (1) Sept. 14/87

## AMERICAN LEAGUE RECORDS SET

Most Sacrifice Flies Allowed, Season-70, 1977 Toronto

Most Long Hits, Game, Both Clubs-19, Minnesota (12) vs Toronto (7), May 8/79

Most Consecutive Hits Allowed, Pitcher, Start of Game-5, Luis Leal, June 2/80

Most Three-base Hits, Switch-hitter, Season-15, Alfredo Griffin, 1980

Most Runs, Both Clubs-Ninth Inning-15, Toronto (11), Seattle (4), July 20/84

Largest attendance, 4-game series, Blue Jays at New York, September 12-15, 1985 (214,510)

Most Games Played, Shortstop, Season-163, Tony Fernandez, 1986

## AMERICAN LEAGUE RECORDS TIED

Most Players 2 + Two-base Hits, Inning, Club-2, vs Baltimore, June 26/78, 2nd inning

Most Home Runs, Doubleheader, Hitting Homers Each Game-4, Otto Velez, May 4/80 (3, 1st game, 10 innings; 1, 2nd game)

Most Games, Switch-Hitter Season-163, Tony Fernandez, 1986

Most Home Runs on Road, Righthanded Batter, Season-28, George Bell, 1987

Most Games Pitched in Relief, Season-89, Mark Eichhorn, 1987

# 94 • YEAR-BY-YEAR LEADERS

\* League Leader

## YEAR-BY-YEAR LEADERS

# Based on 250 AB's

### BATTING

YEAR	AVG. (350 AB's)	AB	R	H	2B
1977	B. Bailor, .310 R. Howell, .316	B. Bailor, 496	B. Bailor, 62	B. Bailor, 154	R. Fairly, 24
1978	R. Howell, .270	B. Bailor, 621	B. Bailor, 74	B. Bailor, 164	B. Bailor, 29
1979	A. Griffin, .287	A. Griffin, 624	A. Griffin, 81	A. Griffin, 179	R. Bosetti, 35
1980	Al Woods, .300	A. Griffin, 653	A. Griffin, 63	A. Griffin, 166	D. Garcia, 30
1981	D. Garcia, .252#	A. Griffin, 388	L. Moseby, 36	L. Moseby, 88	A. Griffin, 19
1982	D. Garcia, .310	W. Upshaw, 580	D. Garcia, 89	D. Garcia, 185	D. Garcia, 32
1983	L. Moseby, .315	W. Upshaw, 579	L. Moseby, 104	W. Upshaw, 177	R. Mulliniks, 34
1984	D. Collins, .308	D. Garcia, 633	L. Moseby, 97	D. Garcia, 180	G. Bell, 39
1985	R. Mulliniks, .295	G. Bell, 607	J. Barfield, 94	G. Bell, 167	J. Barfield, 34
1986	T. Fernandez, .310	T. Fernandez, 687	J. Barfield, 107	T. Fernandez, 213	G. Bell, 38
1987	T. Fernandez, .322	G. Bell, 610	G. Bell, 111	G. Bell, 188	G. Bell, 32

YEAR	3B	HR	RBI	BB	SO
1977	S. Staggs, 6	R. Fairly, 19	R. Fairly, 64 D. Ault, 64	O. Velez, 65	O. Velez, 87
1978	D. McKay, 8	J. Mayberry, 22	J. Mayberry, 70	J. Mayberry, 61	D. McKay, 90
1979	A. Griffin, 10	J. Mayberry, 21	J. Mayberry, 74	J. Mayberry, 69	R. Howell, 91
1980	A. Griffin, 15*	J. Mayberry, 30	J. Mayberry, 82	J. Mayberry, 77	R. Howell, 92
1981	A. Griffin, 6	J. Mayberry, 17	J. Mayberry, 43 L. Moseby, 43	O. Velez, 55	L. Moseby, 86
1982	L. Moseby, 9	W. Upshaw, 21	W. Upshaw, 75	W. Upshaw, 52	L. Moseby, 106
1983	A. Griffin, 9	J. Barfield, 27 W. Upshaw, 27	W. Upshaw, 104	C. Johnson, 67	J. Barfield, 110
1984	D. Collins, 15* L. Moseby, 15*	G. Bell, 26	L. Moseby, 92	L. Moseby, 78	L. Moseby, 122
1985	T. Fernandez, 10	G. Bell, 28	G. Bell, 95	L. Moseby, 76	J. Barfield, 143
1986	T. Fernandez, 9	J. Barfield, 40*	J. Barfield, 108 G. Bell, 108	W. Upshaw, 78	J. Barfield, 146
1987	T. Fernandez, 8	G. Bell, 47	G. Bell, 134*	L. Moseby, 70	J. Barfield, 141

YEAR	SLUGGING % (350 AB's)	ON BASE % (350 AB's)	SB	SH	SF
1977	R. Fairly, .465	R. Howell, .370	B. Bailor, 15	A. Ashby, 10	O. Velez, 6
1978	J. Mayberry, .416	J. Mayberry, .330	R. Bosetti, 6	L. Gomez, 19	J. Mayberry, 7
1979	J. Mayberry, .461	J. Mayberry, .374	A. Griffin, 21	A. Griffin, 16	R. Bosetti, 7
1980	O. Velez, .487	O. Velez, .368	A. Griffin, 18	A. Griffin, 10	A. Griffin, 5
1981	J. Mayberry, .452#	O. Velez, 366#	D. Garcia, 13	L. Moseby, 10	R. Howell, 5
1982	W. Upshaw, .443	B. Bonnell, .345	D. Garcia, 54	A. Woods, 8	L. Moseby, 4
1983	W. Upshaw, .515	L. Moseby, .380	D. Collins, 31 D. Garcia, 31	A. Griffin, 11	G. Iorg, 7 W. Upshaw, 7
1984	C. Johnson, .507	C. Johnson, .393	D. Collins, 60	A. Griffin, 13	B. Martinez, 9
1985	J. Barfield, .536	R. Mulliniks, .387	L. Moseby, 37	T. Fernandez, 7	G. Bell, 8
1986	J. Barfield, .559	J. Barfield, .368	L. Moseby, 32	T. Fernandez, 5	R. Leach, 7 L. Moseby, 7
1987	G. Bell, .605	T. Fernandez, .379	L. Moseby, 39	G. Iorg, 6	G. Bell, 9

YEAR	PINCH-HITS	HITTING STREAKS
1977	Sam Ewing — 9	Roy Howell (May 10-25) — 15
1978	Otto Velez — 8	Dave McKay (May 19-June 2) — 16
1979	Otto Velez — 5	Alfredo Griffin (August 28-September 12) — 14
1980	Steve Braun — 9	Alfredo Griffin (August 13-September 1) — 19
1981	Willie Upshaw — 4	John Mayberry (May 31-June 18) — 17
1982	Wayne Nordhagen — 11	Damaso Garcia (May 29-June 9) — 11
1983	Rance Mulliniks — 10	Damaso Garcia (August 4-21) — 20
1984	Cliff Johnson — 11	Damaso Garcia (June 21-July 16) — 21*
1985	R. Mulliniks — 9	Lloyd Moseby (July 27-August 16) — 21*
1986	Garth Iorg — 10	Damaso Garcia (April 15-May 1) — 14
	Rick Leach — 10	Jesse Barfield (May 8-26) — 16
1987	Rance Mulliniks — 8	Damaso Garcia (July 23-Aug 10) — 16
		Damaso Garcia (June 15-July 8) — 18
		Tony Fernandez (Aug. 23-Sept. 18) — 18

### AT THE ALL-STAR BREAK:

YEAR	W-L	POS.	GBL	HOME ATTENDANCE
1977	34-58	7th	-19	1,020,152
1978	32-53	7th	-26	804,890
1979	29-64	7th	-31 <sup>1/2</sup>	785,030
1980	33-43	7th	-17	675,556
*1981	16-42	7th	-19	426,795
1982	37-47	7th	-11 <sup>1/2</sup>	637,057
1983	43-33	1st	= 1	786,503
1984	50-34	2nd	- 7	1,247,799
1985	53-35	1st	+ 2 <sup>1/2</sup>	1,123,502
1986	47-43	5th	-10 <sup>1/2</sup>	1,442,158
1987	51-36	2nd	- 3	1,413,455

\*Players strike from June 12-July 31, 1981

Year-By-Year Leaders (continued)

PITCHING				
YEAR	W	L	ERA (MIN 140 INN)	G
1977	D. Lemanczyk, 13	J. Garvin, 18	P. Vuckovich, 3.47	P. Vuckovich, 53
1978	J. Clancy, 10	J. Jefferson, 16	J. Clancy, 4.09	T. Murphy, 50
1979	T. Underwood, 9	P. Huffman, 18	T. Underwood, 3.69	T. Buskey, 44
1980	J. Clancy, 13	J. Clancy, 16	J. Clancy, 3.30	J. Garvin, 61
1981	D. Stieb, 11	L. Leal, 13	D. Stieb, 3.19	J. McLaughlin, 40
1982	D. Stieb, 17	L. Leal, 15	D. Stieb, 3.25	D. Murray, 56
1983	D. Stieb, 17	J. Gott, 14	D. Stieb, 3.04	J. McLaughlin, 50
1984	D. Alexander, 17	J. Clancy, 15	D. Stieb, 2.83	J. Key, 63
1985	D. Alexander, 17	D. Stieb, 13	D. Stieb, 2.48*	G. Lavelle, 69
1986	Jim Clancy, 14 Jimmy Key, 14 Mark Eichhorn, 14	Jim Clancy, 14	Mark Eichhorn, 1.72	Mark Eichhorn, 69
1987	Jim Clancy, 17	Jim Clancy, 11	J. Key, 2.76*	Mark Eichhorn, 89
YEAR	GS	CG	SV	
1977	J. Garvin, 34 D. Lemanczyk, 34	J. Garvin, 12	P. Vuckovich, 8	
1978	J. Clancy, 30 J. Jefferson, 30 T. Underwood, 30	J. Jefferson, 9	V. Cruz, 9	
1979	T. Underwood, 32	T. Underwood, 12	T. Buskey, 7	
1980	J. Clancy, 34	J. Clancy, 15	J. Garvin, 8	
1981	D. Stieb, 25	D. Stieb, 11	J. McLaughlin, 10	
1982	J. Clancy, 40*	D. Stieb, 19	D. Murray, 11	
1983	D. Stieb, 36	D. Stieb, 14	R. Moffitt, 10	
1984	J. Clancy, 36*	D. Alexander, 11 D. Stieb, 11	R.L. Jackson, 10 J. Key, 10	
1985	D. Alexander, 36 D. Stieb, 36	D. Stieb, 8	B. Caudill, 14	
1986	Jimmy Key, 35	Jim Clancy, 6	Tom Henke, 27	
1987	Jimmy Key, 36	Jimmy Key, 8	Tom Henke, 34*	
YEAR	SHO	IP	SO	BB
1977	J. Garvin, 1 J. Clancy, 1 P. Vuckovich, 1	D. Lemanczyk, 252.0	J. Garvin, 127	D. Lemanczyk, 87
1978	J. Jefferson, 2	J. Jefferson, 211.2	T. Underwood, 140	J. Clancy, 91
1979	D. Lemanczyk, 3	T. Underwood, 227.0	T. Underwood, 127	T. Underwood, 95
1980	D. Stieb, 4	J. Clancy, 250.2	J. Clancy, 152	J. Clancy, 128
1981	D. Stieb, 2	D. Stieb, 183.2	D. Stieb, 89	J. Clancy, 64
1982	D. Stieb, 5	D. Stieb, 288.1	D. Stieb, 149	L. Leal, 79
1983	D. Stieb, 4	D. Stieb, 278.0	D. Stieb, 187	D. Stieb, 83
1984	D. Alexander, 2 L. Leal, 2 D. Stieb, 2	D. Stieb, 267.0*	D. Stieb, 198	J. Clancy, 88 D. Stieb, 88
1985	D. Stieb, 2	D. Stieb, 265.0	D. Stieb, 167	D. Stieb, 96
1986	J. Clancy, 3	J. Key, 232.0	M. Eichhorn, 166	D. Stieb, 87
1987	J. Clancy, 1 J. Key, 1 D. Stieb, 1	J. Key, 261.0	J. Clancy, 180	D. Stieb, 87

BLUE JAY CAREER GAMES BY POSITION

<b>FIRST BASEMEN</b>		<b>OUTFIELDERS</b>	
Willie Upshaw . . . . .	950	Lloyd Moseby . . . . .	1104
John Mayberry . . . . .	494	Jesse Barfield . . . . .	839
Doug Ault . . . . .	179	George Bell . . . . .	677
Cecil Fielder . . . . .	45	Al Woods . . . . .	531
		Barry Bonnell . . . . .	530
<b>SECOND BASEMEN</b>		Bob Bailor . . . . .	404
Damaso Garcia . . . . .	869		
Garth Iorg . . . . .	338	<b>CATCHERS</b>	
Dave McKay . . . . .	226	Ernie Whitt . . . . .	901
Manny Lee . . . . .	94	Buck Martinez . . . . .	441
		Rick Cerone . . . . .	251
<b>THIRD BASEMEN</b>		Alan Ashby . . . . .	205
Rance Mulliniks . . . . .	662		
Garth Iorg . . . . .	556	<b>PITCHERS</b>	
Roy Howell . . . . .	490	Jim Clancy . . . . .	316
Kelly Gruber . . . . .	119	Dave Stieb . . . . .	292
		Jerry Garvin . . . . .	196
<b>SHORTSTOP</b>		Joey McLaughlin . . . . .	195
Alfredo Griffin . . . . .	839	Roy Lee Jackson . . . . .	190
Tony Fernandez . . . . .	555	Jimmy Key . . . . .	170
Luis Gomez . . . . .	168	Luis Leal . . . . .	165
Bob Bailor . . . . .	69	Mark Eichhorn . . . . .	165
Hector Torres . . . . .	68		

In the Blue Jays first eleven seasons, the following number of players have been utilized at each position:

Catcher . . . . .	(20)	Shortstop . . . . .	(16)
First Basemen . . . . .	(29)	Outfielders . . . . .	(42)
Second Basemen . . . . .	(19)	Pitchers . . . . .	(77)
Third Basemen . . . . .	(26)		

## BLUE JAYS WON-LOST RECORDS VS AMERICAN LEAGUE

EAST DIVISION				WEST DIVISION			
	HOME	AWAY	TOTAL		HOME	AWAY	TOTAL
BALTIMORE	W-L	W-L	W-L	CALIFORNIA	W-L	W-L	W-L
1977	2-5	3-5	5-10	1977	1-4	3-2	4-6
1978	6-2	1-6	7-8	1978	2-3	1-4	3-7
1979	2-4	0-7	2-11	1979	3-3	2-4	5-7
1980	2-5	0-6	2-11	1980	4-2	5-1	9-3
1981	1-2	1-3	2-5	1981	3-3	3-3	6-6
1982	1-6	2-4	3-10	1982	3-3	1-5	4-8
1983	4-2	2-5	6-7	1983	4-2	4-2	8-4
1984	5-2	4-2	9-4	1984	2-4	3-3	5-7
1985	4-1	4-3	8-4	1985	5-1	2-4	7-5
1986	2-5	3-3	5-8	1986	2-4	4-2	6-6
1987	6-0	6-1	12-1	1987	5-1	2-4	7-5
<b>TOTAL</b>	<b>35-34</b>	<b>26-45</b>	<b>61-79</b>	<b>TOTAL</b>	<b>34-30</b>	<b>30-34</b>	<b>64-64</b>
<b>BOSTON</b>				<b>CHICAGO</b>			
1977	2-6	1-6	3-12	1977	2-3	1-5	3-8
1978	2-5	2-6	4-11	1978	4-1	2-3	6-4
1979	3-4	1-5	4-9	1979	1-5	4-2	5-7
1980	1-5	5-2	6-7	1980	5-1	2-4	7-5
1981	0-4	0-0	0-4	1981	2-4	3-3	5-7
1982	3-3	3-4	6-7	1982	2-4	2-4	4-8
1983	3-4	3-3	6-7	1983	2-4	5-1	7-5
1984	4-2	4-3	8-5	1984	4-2	4-2	8-4
1985	4-3	0-6	4-9	1985	5-1	4-2	9-3
1986	3-3	3-4	6-7	1986	4-2	2-4	6-6
1987	4-3	3-3	7-6	1987	3-3	5-1	8-4
<b>TOTAL</b>	<b>29-42</b>	<b>25-42</b>	<b>54-84</b>	<b>TOTAL</b>	<b>34-30</b>	<b>34-31</b>	<b>68-61</b>
<b>CLEVELAND</b>				<b>KANSAS CITY</b>			
1977	1-5	4-4	5-9	1977	1-4	1-4	2-8
1978	2-6	2-4	4-10	1978	2-3	3-2	5-5
1979	4-2	1-6	5-8	1979	3-3	0-6	3-9
1980	4-3	1-5	5-8	1980	2-4	1-5	3-9
1981	1-1	1-3	2-4	1981	1-4	2-1	3-5
1982	3-4	3-3	6-7	1982	5-1	3-3	8-4
1983	4-2	5-2	9-4	1983	3-3	3-3	6-6
1984	5-2	2-4	7-6	1984	5-1	2-4	7-5
1985	4-2	5-2	9-4	1985	2-4	3-3	5-7
1986	5-2	5-1	10-3	1986	3-3	4-2	7-5
1987	4-2	4-3	8-5	1987	4-2	0-6	4-8
<b>TOTAL</b>	<b>37-31</b>	<b>33-37</b>	<b>70-68</b>	<b>TOTAL</b>	<b>31-32</b>	<b>22-39</b>	<b>53-71</b>
<b>DETROIT</b>				<b>MINNESOTA</b>			
1977	5-3	0-7	5-10	1977	1-4	0-5	1-9
1978	2-5	4-4	6-9	1978	2-3	2-3	4-6
1979	1-6	3-3	4-9	1979	1-5	0-6	1-11
1980	1-5	3-4	4-9	1980	2-4	3-3	5-7
1981	1-3	3-3	4-6	1981	1-2	0-3	1-5
1982	4-2	3-4	7-6	1982	4-2	3-3	7-5
1983	4-3	3-3	7-6	1983	4-2	3-3	7-5
1984	2-4	3-4	5-8	1984	6-0	5-1	11-1
1985	5-2	2-4	7-6	1985	5-1	3-3	8-4
1986	4-2	5-2	9-4	1986	5-1	3-3	8-4
1987	4-3	2-4	6-7	1987	5-1	4-2	9-3
<b>TOTAL</b>	<b>33-38</b>	<b>31-42</b>	<b>64-80</b>	<b>TOTAL</b>	<b>36-25</b>	<b>26-35</b>	<b>62-60</b>

HOW THEY STAND IN THE AMERICAN AND NATIONAL LEAGUES  
1983-1987

AMERICAN LEAGUE			NATIONAL LEAGUE		
	W-L	PCT		W-L	PCT
Detroit	465-344	.575	New York	456-354	.563
Toronto	459-350	.567	St. Louis	438-371	.514
New York	454-355	.561	Houston	420-390	.519
Boston	418-391	.517	Montreal	413-394	.512
Kansas City	413-397	.510	Philadelphia	412-396	.510
California	408-402	.504	Los Angeles	411-399	.507
Chicago	407-403	.502	Cincinnati	403-406	.498
Baltimore	406-403	.502	San Diego	395-415	.488
Milwaukee	393-415	.486	Chicago	390-415	.484
Oakland	385-425	.475	San Francisco	380-430	.469
Minnesota	384-426	.474	Atlanta	375-433	.464
Texas	370-438	.458	Pittsburgh	360-449	.445
Seattle	353-457	.436			
Cleveland	350-460	.432			

## Blue Jays Won-Lost Records vs AL (continued)

EAST DIVISION				WEST DIVISION			
	HOME	AWAY	TOTAL		HOME	AWAY	TOTAL
	W-L	W-L	W-L		W-L	W-L	W-L
<b>MILWAUKEE</b>				<b>OAKLAND</b>			
1977	4-4	3-4	7-8	1977	0-5	3-2	3-7
1978	3-4	0-8	3-12	1978	4-2	0-5	4-7
1979	2-5	1-5	3-10	1979	4-2	4-2	8-4
1980	3-3	5-2	8-5	1980	2-4	2-4	4-8
1981	2-5	2-1	4-6	1981	2-4	0-6	2-10
1982	2-4	2-5	4-9	1982	3-3	6-0	9-3
1983	4-3	1-5	5-8	1983	4-2	2-4	6-6
1984	2-4	1-6	3-10	1984	4-2	4-2	8-4
1985	5-2	4-2	9-4	1985	3-3	4-2	7-5
1986	2-4	4-3	6-7	1986	3-3	1-5	4-8
1987	2-5	2-4	4-9	1987	2-4	3-3	5-7
<b>TOTAL</b>	<b>31-43</b>	<b>25-45</b>	<b>56-88</b>	<b>TOTAL</b>	<b>31-34</b>	<b>29-35</b>	<b>60-69</b>
<b>NEW YORK</b>				<b>SEATTLE</b>			
1977	2-5	4-4	6-9	1977	2-3	4-1	6-4
1978	3-5	1-6	4-11	1978	1-4	1-4	2-8
1979	2-4	2-5	4-9	1979	3-3	1-5	4-8
1980	2-5	1-5	3-10	1980	4-2	2-4	6-6
1981	1-1	2-1	3-2	1981	2-1	1-2	3-3
1982	5-2	2-4	7-6	1982	3-3	2-4	5-7
1983	4-2	2-5	6-7	1983	3-3	5-1	8-4
1984	4-3	1-5	5-8	1984	3-3	4-2	7-5
1985	2-4	5-2	7-6	1985	6-0	4-2	10-2
1986	2-5	4-2	6-7	1986	3-3	3-3	6-6
1987	2-4	5-2	7-6	1987	5-1	5-1	10-2
<b>TOTAL</b>	<b>29-40</b>	<b>29-41</b>	<b>58-81</b>	<b>TOTAL</b>	<b>35-26</b>	<b>32-29</b>	<b>67-55</b>
				<b>TEXAS</b>			
				1977	2-4	2-3	4-7
				1978	4-1	3-3	7-4
				1979	3-3	2-4	5-7
				1980	3-3	2-4	5-7
				1981	0-2	2-4	2-6
				1982	6-0	2-4	8-4
				1983	5-1	3-3	8-4
				1984	3-3	3-3	6-6
				1985	4-2	5-1	9-3
				1986	4-2	3-3	7-5
				1987	6-0	3-3	9-3
				<b>TOTAL</b>	<b>40-21</b>	<b>30-35</b>	<b>70-56</b>

## BLUE JAYS ALL-TIME WON-LOST BREAKDOWN

	Home	Road	Day	Night	vs East	vs West	1-Run	Extra Inn's.	DH's W-L-S
1977	25-55	29-52	27-39	27-68	31-58	23-49	17-27	4-11	1-7-8
1978	37-44	22-58	20-42	39-60	28-61	31-41	23-30	7-8	3-8-6
1979	32-49	21-60	21-44	32-65	22-56	31-53	19-28	2-10	0-3-7
1980	35-46	32-49	29-27	38-68	28-50	39-45	23-21	10-8	5-1-4
1981	17-36	20-33	16-27	21-42	15-27	22-42	10-17	1-8	0-5-0
1982	44-37	34-47	30-28	48-56	33-45	45-39	28-30	10-5	3-3-2
1983	48-33	41-40	35-23	54-50	39-39	50-34	24-20	11-6	1-1-4
1984	49-32	40-41	32-27	57-46	37-41	52-32	34-25	6-12	2-4-1
1985	54-26	45-36	34-24	65-38	44-33	55-29	26-21	12-5	2-0-1
1986	42-39	44-37	30-30	56-46	42-36	44-40	22-25	10-13	1-2-1
1987	52-29	44-37	29-28	67-38	44-34	52-32	27-24	10-7	0-1-0

## ALL-TIME WON-LOST BREAKDOWN

Toronto vs	X-INN W-L	DH W-L-S	SHUTOUTS W-L	1-RUN W-L	HRS F-A
Baltimore	5-8	2-7-2	10-14	18-19	123-143
Boston	4-9	1-2-4	4-11	18-29	111-161
California	8-5	0-0-1	7-8	19-16	104-128
Chicago	6-0	3-0-4	12-9	21-19	100-113
Cleveland	7-4	4-3-8	1-10	23-23	116-101
Detroit	9-10	2-1-2	7-6	22-27	143-152
Kansas City	7-4	0-3-0	9-8	19-19	85-91
Milwaukee	6-8	1-8-2	3-15	20-26	96-105
Minnesota	6-9	1-3-1	9-7	17-22	113-102
New York	8-11	1-5-4	4-9	18-16	111-149
Oakland	2-11	1-2-2	8-8	21-19	110-112
Seattle	7-6	1-1-1	11-8	18-13	129-104
Texas	8-8	1-0-3	3-9	20-20	109-113
<b>Total</b>	<b>83-93</b>	<b>18-35-34</b>	<b>88-122</b>	<b>254-268</b>	<b>1450-1574</b>

## BATTING STATISTICS AS BLUE JAYS ('77 thru '87)

BATTER	AVG	G	AB	R	H	2B	3B	HR	RBI	SH-SF	HP	BB	SO	SB-CS
ADAMS	.258	30	66	2	17	4	0	1	11	0-3	0	4	5	0-0
AINGE	.220	211	665	57	146	19	4	2	37	12-3	4	37	128	12-5
AIKENS	.205	105	254	23	52	8	0	12	31	0-1	2	32	62	0-0
ALBERTS	.278	6	18	1	5	1	0	0	0	0-0	0	0	2	0-0
ALLENSON	.118	14	34	2	4	1	0	0	3	0-0	0	0	10	0-0
ASHBY	.230	205	660	52	152	31	3	11	58	14-2	3	78	82	1-3
AULT	.234	247	693	66	162	28	5	17	86	5-4	7	70	105	4-5
BAILOR	.264	523	1878	230	495	75	19	8	138	21-11	15	127	107	46-28
BAKER	.250	9	20	3	5	1	0	0	2	1-0	2	3	3	0-0
BARFIELD	.271	874	2915	460	789	137	22	156	460	9-18	25	296	719	48-35
BEAMON	.200	8	15	1	3	1	0	0	0	0-0	0	2	2	0-0
BELL	.291	730	2739	408	798	144	25	139	453	0-26	27	156	357	48-20
BENIQUEZ	.284	39	81	6	23	5	1	5	21	0-1	1	5	13	0-0
BONNELL	.281	457	1504	184	422	76	14	33	187	10-13	6	114	187	28-12
BOSETTI	.252	376	1422	149	359	69	8	17	119	13-10	8	69	170	23-30
BOWLING	.206	89	194	19	40	8	1	1	13	3-2	0	37	41	2-3
BRAUN	.273	37	55	4	15	2	0	1	9	0-0	0	8	5	0-0
BROWN	.000	4	10	1	0	0	0	0	0	0-0	0	2	1	0-0
BURROUGHS	.257	86	191	19	49	9	3	6	28	0-2	0	34	36	0-1
CANNON	.177	131	192	30	34	1	1	1	9	3-0	1	1	48	14-4
CARTY	.269	236	848	99	228	42	0	32	123	1-0	1	82	86	4-2
CERONE	.229	255	851	79	195	39	6	11	91	8-4	2	66	84	1-7
COLLINS	.291	246	843	114	245	36	19	3	78	8-5	11	76	108	91-21
COX	.300	16	50	6	15	4	0	2	9	0-0	0	5	10	0-1
DAVIS, B	.189	123	307	24	58	13	0	5	27	14-0	2	17	40	0-0
DAVIS, D	.286	3	7	0	2	0	0	0	2	0-1	0	0	1	0-0
DeWILLIS	.120	13	25	2	3	1	0	1	2	1-0	0	2	12	0-0
DUCEY	.188	34	48	12	9	1	0	1	6	0-1	0	8	10	2-0
EWING	.267	137	300	27	80	8	2	6	43	3-1	0	24	51	1-1
FAIRLY	.279	132	458	60	128	24	2	19	64	8-2	2	58	58	0-4
FERNANDEZ	.302	573	2096	286	634	99	31	20	204	19-12	12	140	158	75-38
FIELDER	.250	144	332	43	83	13	1	22	61	0-2	2	32	91	0-1
GARCIA, D.	.288	902	3572	453	1028	172	26	32	296	27-20	18	110	284	194-86
GARCIA, P.	.208	41	130	10	27	10	1	0	9	3-0	3	5	21	0-0
GOMEZ	.227	212	576	50	131	14	3	0	42	21-3	0	40	58	3-10
GRIFFIN	.250	873	3151	346	789	117	50	13	84	67-22	14	134	280	76-72
GRUBER	.218	245	513	71	112	18	4	18	54	3-4	7	22	105	14-7
HEARRON	.200	16	30	2	6	1	0	0	4	0-0	0	3	9	0-0
HERNANDEZ, P.	.000	11	9	2	0	0	0	0	0	0-0	0	0	3	0-0
HERNANDEZ, T.	.500	3	2	1	1	0	0	0	0	0-0	0	0	0	0-0
HODGSON	.220	20	41	5	9	0	1	1	5	2-0	0	3	12	0-1
HORTON	.205	33	122	12	25	6	0	3	19	0-1	0	3	29	0-0
HOWELL	.272	516	1954	219	532	101	17	43	234	12-11	13	178	337	5-6
HUTTON	.254	64	173	19	44	9	0	2	9	5-0	0	19	12	1-2
INFANTE	—	1	0	0	0	0	0	0	0	0-0	0	0	0	0-0
IORG	.258	931	2450	251	633	125	16	20	238	21-19	11	114	288	22-17
JOHNSON, A.	.235	70	98	17	23	2	1	3	14	1-1	0	11	26	3-13
JOHNSON, C.	.273	400	1175	162	321	58	3	54	202	1-10	12	178	203	0-3
JOHNSON, T.	.212	110	165	15	35	4	1	0	9	5-1	1	16	31	0-2
KELLY	.286	3	7	0	2	0	0	0	0	0-0	0	0	4	0-0
KLUTTS	.256	22	43	3	11	0	0	3	5	0-0	1	1	11	0-1
KUSICK	.204	24	54	3	11	1	0	2	7	0-1	1	7	7	0-0
LEACH	.285	289	564	74	161	33	5	8	72	0-9	3	49	72	0-1
LEE	.230	155	239	31	55	2	4	2	18	4-2	0	12	32	3-5
LIRIANO	.241	37	158	29	38	6	2	2	10	2-0	0	16	22	13-2
MACHA, K.	.200	37	85	4	17	2	0	0	6	0-1	0	8	15	1-1
MACHA, M.	.000	5	8	0	0	0	0	0	0	0-0	0	0	1	0-0
MANRIQUE	.189	24	37	1	7	0	0	0	2	0-0	1	0	13	0-1
MARTINEZ	.221	454	1100	114	243	63	2	35	154	11-23	4	123	175	2-5
MASON	.165	22	79	10	13	3	0	0	2	2-0	0	7	10	1-1
MATUSZEK	.212	62	151	23	32	6	2	2	15	0-4	0	11	24	2-1
MAYBERRY	.256	549	1803	215	461	62	6	92	272	5-16	21	257	247	3-4
McGRIFF	.247	110	300	59	74	16	0	20	43	0-0	1	60	106	3-2
McKAY	.223	287	934	96	208	33	11	10	79	24-3	4	34	160	7-6
MILNER	.444	2	9	3	4	0	1	0	2	0-0	0	0	1	0-0
MOORE	.215	51	107	15	23	10	1	1	7	4-0	1	13	12	0-0
MOSEBY	.264	1129	4150	619	1095	200	50	128	566	30-36	38	421	821	200-71
MULLINIKS	.285	736	2064	269	588	156	10	49	271	11-16	4	257	305	9-9
MYERS	.111	7	9	1	1	0	0	0	0	0-0	0	0	3	0-0
NICOSIA	.267	6	15	0	4	0	0	0	1	0-0	0	0	0	0-0
NORDBROOK	.175	31	63	10	11	0	1	0	1	1-0	1	4	11	1-0
NORDHAGEN	.270	72	185	12	50	6	0	1	20	0-2	0	10	22	0-2
OLIVER	.251	61	187	20	47	6	1	5	23	0-0	1	7	13	0-0
ORTA	.237	103	245	30	58	6	3	10	38	0-4	0	19	29	1-2
PETRALLI	.314	25	51	3	16	2	0	0	1	1-0	0	5	7	0-0
POWELL	.250	152	348	49	87	13	4	4	33	0-4	0	17	31	6-4
RADER	.240	96	313	47	75	18	2	13	40	4-5	3	38	67	2-1
RAMOS	.125	5	16	0	2	0	0	0	0	0-0	0	2	5	0-0
REVERING	.215	55	135	15	29	6	0	5	18	0-2	0	22	30	0-3
ROBERTS	.229	40	105	6	24	4	0	1	5	0-1	0	7	16	1-1
ROBERTSON	.103	15	29	1	3	0	0	1	1	0-0	0	3	9	0-0
ROOF	.000	3	5	0	0	0	0	0	0	0-0	0	0	1	0-0
SCOTT	.240	79	233	26	56	9	0	2	15	6-0	0	8	39	10-8
SHARPERSON	.208	32	96	4	20	4	1	0	9	1-0	1	7	15	2-1
SHEPHERD	.167	115	108	23	18	6	0	2	5	1-0	0	5	37	3-1
SOLAITA	.265	36	102	14	27	8	1	2	13	0-2	0	17	16	0-0
STAGGS	.258	72	291	37	75	11	6	2	28	3-1	0	36	38	5-9

BATTER	AVG	G	AB	R	H	2B	3B	HR	RBI	SH-SF	HP	BB	SO	SB-CS
STARK	.083	5	12	1	0	0	0	0	0	0-0	0	0	0	0-0
STIEB	.000	1	1	1	0	0	0	0	0	0-0	0	0	0	0-0
THORNTON	.243	68	74	23	18	1	1	1	8	0-0	1	3	24	1-1
TORRES	.241	91	266	33	64	7	3	5	26	5-4	1	16	33	1-1
UPSHAW	.265	1115	3710	538	982	177	42	112	478	33-26	21	390	565	76-50
VELEZ	.257	522	1531	204	394	76	10	72	243	9-14	11	278	333	6-9
WEBSTER	.206	41	34	11	7	2	1	0	4	0-0	0	2	8	0-1
WELLS	.247	32	73	7	18	5	0	0	5	0-0	0	5	12	0-2
WHITMER	.111	7	9	0	1	1	0	0	0	0-0	0	1	2	0-0
WHITT	.252	962	2731	319	687	129	12	104	395	17-28	3	290	360	13-18
WILBORN	.000	22	12	3	0	0	0	0	0	1-0	0	2	7	0-1
WOODS, A.	.270	595	1958	228	529	97	14	33	188	31-15	3	164	176	23-24
WOODS, G.	.211	68	246	22	52	10	1	0	17	3-0	2	8	39	6-4

**TEN HOME RUN GAME:** The BLUE JAYS etched a page in the record book with a 10 HR performance against the Baltimore Orioles on September 14th, 1987. Following is a list of highlights from that game: In the 18-3 victory the BLUE JAYS received HR's from ERNIE WHITT (3), GEORGE BELL (2), RANCE MULLINIKS (2), FRED McGRUFF (1), ROB DUCEY (1) and LLOYD MOSEBY (1) . . . WHITT became the second BLUE JAYS player since Otto Velez on May 10, 1980 to hit three HR's in one game . . . The clubs combined to hit 11 HR's in the game, to tie the major league mark . . . FRED McGRUFF hit his 19th HR of the season, a new club rookie mark . . . RANCE MULLINIKS hit his 10th and 11th of the season, enabling the BLUE JAYS to become the 12th team in major league history to have at least nine players with at least 10 HR's . . . A club mark with 53 total bases in the game was set . . . The club hit three HR's in the second inning, marking the third time in 1987 and seventh time in franchise history that the club had a three HR inning . . . ROB DUCEY hit his first major league HR . . . Most players with two or more home runs, club, game was tied as three Blue Jays, Bell, Mulliniks and Whitt had multiple home run game . . . The 10 home runs surpassed the previous record of eight.

## HIGHEST SCORING GAMES (13 or More Runs Scored)

### BY BLUE JAYS

DATE	OPPONENT	SCORE	BLUE JAYS PITCHER OF RECORD
June 26, 1978	vs Baltimore	24-10	Tom Underwood
Sept. 10, 1977	at New York	19-3	Jim Clancy
June 26, 1983	at Seattle	19-7	Jim Acker
Sept. 14, 1987	vs Baltimore	18-3	Jim Clancy
May 14, 1987	at Minnesota	16-4	Dave Stieb
June 22, 1986	vs New York	15-1	Jimmy Key
May 9, 1987	at Texas	15-4	Dave Stieb
June 19, 1987	vs Milwaukee	15-6	Jeff Musselman
May 28, 1986	at Minnesota	14-8	Jim Clancy
June 27, 1986	at New York	14-7	Jim Acker
June 29, 1987	vs New York	14-15	Tom Henke
Aug. 3, 1987	at Chicago	14-5	Jeff Musselman
July 18, 1978	at Seattle	13-12 (10)	Tom Murphy
June 14, 1983	vs Oakland	13-7	Roy Lee Jackson
Aug. 2, 1983 (2nd gm)	vs New York	13-6	Matt Williams
Sept. 17, 1983	at Minnesota	13-3	Luis Leal
April 5, 1984	at Seattle	13-5	Luis Leal
Sept. 29, 1985	at Milwaukee	13-5	Jim Acker
Aug. 16, 1986	vs Texas	13-1	Jimmy Key
Aug. 30, 1987	vs Oakland	13-3	Jim Clancy
Sept. 12, 1987	vs New York	13-1	Jimmy Key

### BY OPPONENTS

DATE	OPPONENT	SCORE	BLUE JAYS PITCHER OF RECORD
Aug. 25, 1979	vs California	2-24	Balor Moore
June 3, 1981	vs California	6-17	Jim Clancy
May 8, 1979	at Minnesota	6-16	Mike Willis
Aug. 6, 1979	vs Kansas City	12-16	Dave Stieb
Aug. 31, 1983	vs Cleveland	11-16	Jim Acker
Aug. 15, 1984 (1st gm)	at Cleveland	1-16	Luis Leal
Sept. 25, 1977 (1st gm)	vs New York	0-15	Jerry Garvin
April 9, 1982	vs Milwaukee	4-15	Mark Bomback
June 3, 1984	vs New York	2-15	Jim Clancy
June 29, 1987	vs New York	14-15	Tom Henke
July 26, 1977	vs Texas	0-14	Jim Clancy
Sept. 9, 1979	at Cleveland	10-14	Tom Buskey
July 20, 1983	vs Kansas City	8-14	Dave Stieb
Sept. 25, 1984	at Boston	6-14	Dave Stieb
April 9, 1987	vs Cleveland	3-14	Joe Johnson
Aug. 6, 1987	at Cleveland	5-14	Jim Clancy
June 17, 1978	at Texas	2-13	Jim Clancy
July 22, 1979	at Minnesota	1-13	Dave Lemanczyk
Aug. 23, 1981	vs Chicago	2-13	Luis Leal
Aug. 22, 1984	vs Cleveland	3-13	Jim Clancy
Sept. 18, 1985	at Boston	1-13	Jim Clancy
May 9, 1986	at Seattle	3-13	Dave Stieb
July 25, 1987	vs Minnesota	9-13	Jeff Musselman

## 100 • PITCHING STATS AS BLUE JAYS

## PITCHING STATISTICS AS BLUE JAYS '77 thru '87

\* Left Handed

PITCHER	W-L	ERA	G	GS	CG	SV	SHO	IP	H	R	ER	HR	HB	BB	SO	WP
ACKER	17-12	4.04	154	13	0	12	0	316.0	331	160	142	23	19	128	151	11
ALEXANDER	46-26	3.56	106	103	25	0	3	750.0	752	315	297	81	14	172	392	16
AQUINO	1-1	6.35	7	0	0	0	0	11.1	14	8	8	2	0	3	5	1
BAILOR	0-0	7.71	3	0	0	0	0	2.1	4	2	2	2	0	1	0	0
BARLOW	3-1	4.11	52	1	0	5	0	70.0	79	40	32	5	6	27	24	5
BERENGUER	2-9	4.31	12	11	1	0	0	71.0	62	41	34	7	3	35	29	1
BOMBACK	6-10	4.74	36	19	0	0	0	150.0	171	86	79	16	4	60	55	9
BRUNO	0-1	7.85	12	0	0	0	0	18.1	30	181	16	4	1	13	9	3
BUSKEY	9-12	3.86	85	0	0	7	0	158.2	156	73	68	22	1	55	85	3
BYRD	2-13	6.18	17	17	1	0	0	87.1	98	68	60	5	0	68	40	3
CAUDILL	6-10	4.09	107	0	0	16	0	105.2	89	51	48	15	4	52	78	0
CERUTTI*	20-10	4.30	82	42	4	1	1	303.1	304	155	145	56	3	110	186	15
CLANCY*	117-127	4.06	316	314	69	0	11	2008.1	1978	998	907	193	19	767	1119	75
CLARK*	1-2	5.91	20	3	0	0	0	45.2	66	33	30	6	1	22	21	7
CLARKE*	1-2	6.18	24	0	0	0	0	27.2	31	19	19	7	0	17	18	0
COLEMAN	2-0	4.60	31	0	0	0	0	60.2	67	34	31	6	1	30	28	5
COOPER	0-0	6.75	4	0	0	0	0	5.0	8	4	4	3	0	0	5	0
CRUZ	7-3	1.71	32	0	0	9	0	47.1	28	10	9	0	1	36	51	3
DAVIS*	2-1	5.12	13	5	0	0	0	31.2	31	21	18	7	0	18	27	1
DARR	0-1	33.75	1	1	0	0	0	1.1	3	5	5	1	1	4	1	0
DEBARR*	0-1	5.91	14	0	0	0	0	21.1	29	14	14	1	0	8	10	2
EDGE	3-4	5.23	9	9	1	0	0	51.2	60	32	30	6	1	24	19	4
EICHHORN	24-15	2.73	165	7	0	14	0	322.2	255	107	98	26	13	111	278	8
ESPINOSA	0-0	9.00	1	0	0	0	0	1.0	4	1	1	0	0	0	0	0
FILER	7-0	3.88	11	9	0	0	0	48.2	38	21	21	6	0	18	24	0
FLANAGAN*	3-2	2.37	7	7	0	0	0	49.1	46	15	13	3	0	15	43	2
FREISLEBEN	2-3	4.95	42	2	0	3	0	91.0	101	57	50	5	2	54	35	6
GARVIN*	20-41	4.46	196	65	15	8	1	606.0	648	318	300	74	13	219	320	17
GEISEL*	1-4	4.39	63	2	0	5	0	84.0	79	43	41	10	4	48	72	2
GORDON	0-1	6.06	19	0	0	1	0	32.2	36	25	22	3	1	11	16	0
GOTT	21-30	4.25	99	65	8	2	3	442.1	422	233	209	37	11	183	276	11
GRILLI	0-0	0.00	1	0	0	0	0	2.1	1	0	0	0	0	0	1	0
HARGAN	1-3	5.22	6	5	1	0	0	29.1	36	17	17	2	0	14	11	2
HARTENSTEIN	0-2	6.59	13	0	0	0	0	27.1	40	22	20	8	1	6	15	0
HENKE	12-14	2.76	163	0	0	74	0	225.1	154	78	69	20	1	65	288	8
HUFFMAN	6-18	5.77	31	31	2	0	1	173.0	220	130	111	25	0	68	56	5
JACKSON	24-21	3.50	190	2	0	30	0	337.0	307	148	131	30	7	128	204	10
JEFFERSON	22-56	4.75	127	37	21	1	4	666.1	718	385	352	82	8	266	307	9
JOHNSON, Jr.	2-4	4.60	43	0	0	5	0	86.0	91	50	44	9	0	54	54	2
JOHNSON, Jo.	10-7	4.42	30	29	0	0	0	154.2	171	83	76	13	5	40	66	5
KEY*	49-30	3.22	170	103	15	10	3	767.2	690	305	275	78	8	222	431	20
KIRKWOOD	4-5	4.24	16	9	3	0	0	68.0	76	36	32	6	0	25	29	3
KUCEK	3-8	6.75	23	12	0	1	0	68.0	83	56	51	9	1	41	35	3
KUSICK	0-0	4.91	1	0	0	0	0	3.2	32	2	2	1	0	0	0	0
LAMP	21-14	4.20	149	7	0	13	0	263.2	286	145	123	21	1	88	143	9
LAVELLE*	7-10	3.77	92	0	0	9	0	100.1	90	50	42	7	0	55	67	1
LEACH*	0-0	27.00	1	0	0	0	0	1.0	2	3	3	1	0	2	0	0
LEAL	51-58	4.14	165	151	27	1	3	946.0	958	476	435	101	22	320	491	23
LEMANCZYK	27-45	4.68	95	82	25	0	3	575.0	632	334	299	52	13	212	240	36
LEMONGELLO	1-9	6.29	18	10	2	0	0	83.0	97	64	58	14	3	34	40	2
LUEBBER	0-0	INF	1	0	0	0	0	0	2	1	1	0	0	1	0	0
MAHLER*	0-0	0.00	2	0	0	0	0	1.0	1	0	0	0	1	0	0	0
MCLAUGHLIN	22-24	3.88	195	10	0	31	0	341.0	343	169	147	36	5	148	207	10
MILLER	0-0	10.57	10	0	0	0	0	15.1	27	18	18	3	0	5	7	2
MIRABELLA*	5-12	4.64	41	23	3	0	1	145.1	171	89	75	13	4	73	62	4
MOFFITT	6-2	3.77	45	0	0	10	0	57.1	52	27	24	5	1	24	38	0
MOORE*	12-17	4.96	102	37	7	1	0	348.1	376	213	192	39	19	164	148	11
MORGAN	0-3	5.16	16	4	0	0	0	45.1	48	26	26	6	0	21	22	3
MURPHY	9-12	4.00	79	1	0	9	0	164.1	173	76	73	18	1	63	67	9
MURRAY	9-7	2.92	67	0	0	11	0	126.1	127	50	41	3	3	37	72	5
MUSSELMAN, J.*	12-5	4.48	74	1	0	3	0	94.1	83	50	47	8	3	59	58	5
MUSSELMAN, R.	5-2	3.79	36	4	0	1	0	73.2	77	35	31	4	0	34	38	3
NIKRO	0-2	8.25	3	3	0	0	0	12.0	15	11	11	4	0	7	7	1
NUNEZ	5-2	5.01	37	9	0	0	0	97.0	91	57	54	12	0	58	99	3
SCHROM	2-0	5.44	23	0	0	1	0	46.1	45	29	28	5	0	34	21	1
SENTENEY	0-0	4.91	11	0	0	0	0	22.0	23	16	12	5	0	6	20	1
SINGER	2-8	6.79	13	12	0	0	0	59.2	71	54	45	5	2	39	33	3
STIEB	115-101	3.41	292	285	88	1	22	2044.0	1837	865	774	167	82	718	1184	35
TODD	7-10	4.27	45	26	7	0	0	215.0	224	117	102	31	7	68	99	9
UNDERWOOD*	15-30	3.88	64	62	19	0	2	424.2	414	218	183	46	11	182	267	18
VUCKOVICH	9-7	3.47	53	8	3	8	1	148.0	143	64	57	13	5	59	123	12
WALLACE	0-0	3.86	6	0	0	0	0	148.0	12	6	6	1	0	11	7	1
WARD	1-1	7.90	14	2	0	0	0	13.2	17	13	12	0	1	16	11	1
WELLS*	4-3	3.99	18	2	0	1	0	29.1	37	14	13	0	0	12	32	4
WILEY	0-0	6.75	2	0	0	0	0	2.2	3	2	2	0	0	1	2	0
WILLIAMS	1-1	14.63	4	3	0	0	0	8.0	13	13	13	5	1	7	5	0
WILLIS*	7-21	4.59	144	6	1	15	0	296.0	312	161	151	36	3	123	149	9

**REMAINING BLUE JAYS:** Only two players remain with the Blue Jays from the 1976 Expansion Draft. They are pitcher Jim Clancy (3rd selection—Texas Rangers) and catcher Ernie Whitt (17th round, Boston).

## BLUE JAYS HOME POSTPONEMENTS

1. April 22, 1977, vs. Boston (Friday-Day)	15. May 5, 1981, vs. Cleveland (Tuesday-Night) -Fog
2. April 23, 1977, vs. Boston (Saturday-Day)	16. August 30, 1981, vs. Kansas City (Sunday-Day)
3. September 24, 1977, vs. New York (Saturday-Day)	17. September 21, 1981, vs. Oakland (Monday-Night)
4. September 30, 1977, vs. Cleveland (Friday-Night)	18. June 5, 1982, vs. Cleveland (Saturday-Day)
5. October 1, 1977, vs. Cleveland (Saturday-Day)	19. June 25, 1982, vs. Minnesota (Friday-Night)
6. April 20, 1978, vs. New York (Thursday-Day)	20. September 14, 1982, vs. Oakland Tuesday-Night)
7. May 8, 1978, vs. Oakland (Monday-Night)	21. April 30, 1983, vs. Chicago (Saturday-Day)
8. May 14, 1978, vs. Seattle (Sunday-Day)	22. May 29, 1983, vs. Boston (Sunday-2nd g-DH)
9. June 12, 1978, vs. Minnesota (Monday-Night)	23. July 4, 1983, vs. Seattle (Monday-Night)
10. May 25, 1979 vs. Boston (Friday-Night)	24. April 30, 1984, vs. Texas (Monday-Night) (Winds)
11. April 14, 1980, vs. Milwaukee (Monday-Opening Day)	25. April 16, 1986, vs. Baltimore (Wednesday-Day)
12. April 28, 1980, vs. Kansas City (Monday-Night)	26. September 10, 1986, vs. New York (Wednesday-Night)
13. May 13, 1980, vs. Seattle (Tuesday-Night)	27. October 4, 1986, vs. Milwaukee (Saturday-Day)
14. June 19, 1980, vs. Chicago (Thursday-Night)	

## LONGEST RAIN DELAYS

(Exhibition Stadium)

- 3 hours, 34 minutes – vs Cleveland, August 2, 1987 (3 hours, 34 minutes to start. Game started at 5:09 P.M. and ended at 7:55 P.M. T-2:46)
- 3 hours, 18 minutes – vs Boston, September 26, 1985 (3 hours, 18 minutes delay to start. Game started at 10:53 P.M. and ended at 1:02 A.M. T-2:09)
- 3 hours, 16 minutes – vs Boston, June 22, 1985 (3 hours, 16 minutes delay bottom of 5th inning. Game started at 1:39 P.M. and ended at 7:47 P.M. T-2:25)
- 3 hours, 1 minute – vs Boston, June 17, 1984 (1 hour, 33 minutes delay to start and 1 hour, 28 minutes delay at start of bottom of the 5th inning. Game started at 3:08 P.M. and ended at 7:47 P.M. T-2:48)
- 2 hours, 47 minutes – vs Boston, June 11, 1986 (2 hours, 47 minutes delay to start. Game started at 10:22 P.M. and ended at 12:51 P.M. T-2:29)

## LATEST ENDING GAMES

- 1:02 A.M. – at Baltimore (Memorial Stadium), August 3, 1984. T-2:45, rain delay 2 hours, 7 minutes in top of 4th. Blue Jays – 5, Orioles – 2.
- 1:02 A.M. – Boston (Exhibition Stadium), September 26, 1985. T-2:09. 3 hours, 18 minutes delay to start. Red Sox – 4, Blue Jays – 1.

## STOLEN BASE DATA

Year	SB	CS	Attempts.	Success	Year	SB	CS	Attempts.	Success
				Rate					Rate
1977	84	75	159	52.8	1983	83	46	129	64.3
1978	101	66	167	60.5	1984	193	67	260	74.2
1979	85	56	141	60.3	1985	144	77	221	65.1
1980	115	53	168	68.5	1986	110	59	169	65.1
1981	55	35	90	61.1	1987	126	50	176	76.1
1982	78	46	124	62.8					
					Total	1174	630	1804	65.1

**CALL IT A DRAW!** The Blue Jays have played two tie games in their history. . . The first one was May 13, 1984 at Cleveland. . . with one out in the top of the 8th inning the rains came and play could not continue with the score 4-4. . . The game had to be completely replayed as part of a TWDH on August 15th. . . The second occurrence was at Cleveland on August 26, 1986. . . Play was halted after 9 innings due to rain. . . The game was completely replayed as part of an August 27th TWDH. . . Even though the games were rained out, the statistics from the games were entered into the books.

**FORFEIT GAME:** The Blue Jays have played one forfeit game, a 9-0 decision vs Baltimore on September 15, 1977. . . In that game Clancy had held the Orioles to two-hits over five innings before Earl Weaver pulled his club off the field. . . His reason was that the tarps on the Blue Jays bullpen created a hazard for his players.

## BLUE JAYS OPENING DAY LINEUPS

1977		1978		1979		1980	
Opening Game - Home April 7, 1977 - 44,649		Opening Game - Away April 7, 1978 at Detroit 52,528		Opening Game - Away April 5, 1979 at Kansas City 37,754		Opening Game - Away April 9, 1980 at Seattle 22,588	
John Scott - LF	Rick Bosetti - CF	Alfredo Griffin - SS	Alfredo Griffin - SS	Bob Bailor - RF	Bob Bailor - RF	Bob Bailor - RF	Bob Bailor - RF
Hector Torres - SS	Al Woods - LF	Bob Bailor - RF	Bob Bailor - RF	Roy Howell - 3B	Roy Howell - 3B	John Mayberry - 1B	John Mayberry - 1B
Doug Ault - 1B	Roy Howell - 3B	Roy Howell - 3B	Roy Howell - 3B	Rico Carty - DH	Rico Carty - DH	Otto Velez - DH	Otto Velez - DH
Otto Velez - DH	Rico Carty - DH	Rico Carty - DH	Rico Carty - DH	John Mayberry - 1B	John Mayberry - 1B	Roy Howell - 3B	Roy Howell - 3B
Gary Woods - CF	John Mayberry - 1B	John Mayberry - 1B	John Mayberry - 1B	Rick Bosetti - CF	Rick Bosetti - CF	Barry Bonnell - LF	Barry Bonnell - LF
Steve Bowling - RF	Tommy Hutton - RF	Rick Bosetti - CF	Rick Bosetti - CF	Bobby Brown - LF	Bobby Brown - LF	Rick Bosetti - CF	Rick Bosetti - CF
Pedro Garcia - 2B	Dave McKay - 2B	Dave McKay - 2B	Dave McKay - 2B	Dave McKay - 2B	Dave McKay - 2B	Damaso Garcia - 2B	Damaso Garcia - 2B
Dave McKay - 3B	Luis Gomez - SS	Rick Cerone - C	Rick Cerone - C	Rick Cerone - C	Rick Cerone - C	Ernie Whitt - C	Ernie Whitt - C
Rick Cerone - C	Alan Ashby - C	Tom Underwood - P	Tom Underwood - P	Tom Underwood - P	Tom Underwood - P	Dave Lemanczyk - P	Dave Lemanczyk - P
Bill Singer - P	Dave Lemanczyk - P	Ter 220 001 000 -5-15-0	Ter 020 000 000 -2-5-0	Ter 090 020 000 -2-7-3	Ter 090 020 000 -2-7-3	Ter 200 001 030 -6-9-1	Ter 200 001 030 -6-9-1
Chi 220 001 000 -5-15-0	Det 011 300 10x -6-10-1	K.C. 091 001 00x -11-11-2	K.C. 091 001 00x -11-11-2	Sea 410 100 20x -8-12-2	Sea 410 100 20x -8-12-2		
Brett, Barrios (4), Hamilton (7), LaGrow (8) & Downing.	Lemanczyk, Jefferson (4) & Ashby; Fidrych & May, W-Fidrych;	Underwood, Moore (2), Murphy (5), Freisleben (8) & Cerone.	Underwood, Moore (2), Murphy (5), Freisleben (8) & Cerone.	Leonard, Mingori (7) & Porter, Wathan (7).	Leonard, Mingori (7) & Porter, Wathan (7).	Lemanczyk, Buskey (1), Moore (3), Jefferson (6), J. McLaughlin (8) & Whitt.	Lemanczyk, Buskey (1), Moore (3), Jefferson (6), J. McLaughlin (8) & Whitt.
Singer, Johnson (5), Vuckovich (8) & Cerone.	L-Lemanczyk; HRS-May, Mankowski, Thompson.	W-Leonard; L- Underwood, S-Mingori.	W-Leonard; L- Underwood, S-Mingori.	Parrott, B. McLaughlin (7), Heaverlo (8) & Stinson.	Parrott, B. McLaughlin (7), Heaverlo (8) & Stinson.	W-Parrott; L-Lemanczyk; S-Heaverlo; HRS-Mayberry (2), Simpson (1).	W-Parrott; L-Lemanczyk; S-Heaverlo; HRS-Mayberry (2), Simpson (1).

1981		1982		1983		1984	
Opening Game - Away April 9, 1981 at Detroit 51,452		Opening Game - Home April 9, 1982 - 30,216		Opening Game - Away April 5, 1983 - at Boston 33,842		Opening Game - Away April 4, 1984 - at Seattle 43,200	
Alfredo Griffin - SS	Alfredo Griffin - SS	Damaso Garcia - 2B	Damaso Garcia - 2B	Damaso Garcia - 2B	Damaso Garcia - 2B	Damaso Garcia - 2B	Damaso Garcia - 2B
Lloyd Moseby - CF	Al Woods - LF	Dave Collins - LF	Dave Collins - LF	Rance Mulliniks - 3B	Rance Mulliniks - 3B	Rance Mulliniks - 3B	Rance Mulliniks - 3B
Otto Velez - DH	Lloyd Moseby - CF	Willie Upshaw - 1B	Willie Upshaw - 1B	Lloyd Moseby - CF	Lloyd Moseby - CF	Lloyd Moseby - CF	Lloyd Moseby - CF
John Mayberry - 1B	Willie Upshaw - 1B	Cliff Johnson - DH	Cliff Johnson - DH	Willie Upshaw - 1B	Willie Upshaw - 1B	Willie Upshaw - 1B	Willie Upshaw - 1B
Willie Upshaw - LF	John Mayberry - DH	Jesse Barfield - RF	Jesse Barfield - RF	Cliff Johnson - DH	Cliff Johnson - DH	Cliff Johnson - DH	Cliff Johnson - DH
Damaso Garcia - 2B	Jesse Barfield - RF	Ernie Whitt - C	Ernie Whitt - C	George Bell - LF	George Bell - LF	George Bell - LF	George Bell - LF
Barry Bonnell - RF	Ernie Whitt - C	Lloyd Moseby - CF	Lloyd Moseby - CF	Jesse Barfield - RF	Jesse Barfield - RF	Jesse Barfield - RF	Jesse Barfield - RF
Danny Ainge - 3B	Damaso Garcia - 2B	Rance Mulliniks - 3B	Rance Mulliniks - 3B	Ernie Whitt - C	Ernie Whitt - C	Ernie Whitt - C	Ernie Whitt - C
Ernie Whitt - C	Rance Mulliniks - 3B	Alfredo Griffin - SS	Alfredo Griffin - SS	Alfredo Griffin - SS	Alfredo Griffin - SS	Alfredo Griffin - SS	Alfredo Griffin - SS
Jim Clancy - P	Mark Bombback - P	Dave Stieb - P	Dave Stieb - P	Jim Clancy - P	Jim Clancy - P	Jim Clancy - P	Jim Clancy - P
Ter 001 010 000 -2-5-1	Milw 600 107 010 -15-16-2	Ter 041 020 000 -7-9-0	Ter 041 020 000 -7-9-0	Ter 001 000 100 0 -2-7-0	Ter 001 000 100 0 -2-7-0		
Det 001 010 310 -6-8-1	Ter 000 020 000 -4-8-2	Bos 000 001 000 -1-3-0	Bos 000 001 000 -1-3-0	Sea 000 000 101 1 -3-9-1	Sea 000 000 101 1 -3-9-1		
Clancy, McLaughlin (7), Willis (7), Jackson (8) & Whitt.	Vuckovich, Easterly (7), Bernard (8), Jones (9) & Moore.	Stieb, Jackson (7) & Whitt.	Stieb, Jackson (7) & Whitt.	Clancy, Lamp (8) & Whitt.	Clancy, Lamp (8) & Whitt.		
Morris & Parrish W-Morris;	Bomback, Murray (1), Garvin (4), Gott (5), McLaughlin (9) & Whitt	Eckersley, Hurst (5), Johnson (9) & Gedman	Eckersley, Hurst (5), Johnson (9) & Gedman	Moore, Stanton (9) & Kearney, Mercado (9)	Moore, Stanton (9) & Kearney, Mercado (9)		
L-McLaughlin; HR-Hebner	W-Vuckovich; L- Bombback; HRS-Oglivie, Whitt	W-Stieb; L-Eckersley; S-Jackson; HRS- Mulliniks, Upshaw, Stapleton	W-Stieb; L-Eckersley; S-Jackson; HRS- Mulliniks, Upshaw, Stapleton	W-Stanton; L-Lamp HRS-Whitt, Phelps	W-Stanton; L-Lamp HRS-Whitt, Phelps		

1985		1986		1987	
Opening Game - Away April 8, 1985 at Kansas City - 41,086		Opening Game - Away April 8, 1986 at Texas - 40,602		Opening Game - Home April 6, 1987 - 40,404	
Damaso Garcia - 2B	Lloyd Moseby - CF	Tony Fernandez - SS	Tony Fernandez - SS	Rance Mulliniks - 3B	Rance Mulliniks - 3B
Lloyd Moseby - CF	Tony Fernandez - SS	Rance Mulliniks - 3B	Rance Mulliniks - 3B	Lloyd Moseby - CF	Lloyd Moseby - CF
George Bell - LF	Rance Mulliniks - 3B	George Bell - LF	George Bell - LF	George Bell - LF	George Bell - LF
Jesse Barfield - RF	Willie Upshaw - 1B	Jesse Barfield - RF	Jesse Barfield - RF	Willie Upshaw - 1B	Willie Upshaw - 1B
Jeff Burroughs - DH	George Bell - LF	Willie Upshaw - 1B	Willie Upshaw - 1B	Ernie Whitt - C	Ernie Whitt - C
Buck Martinez - C	Jesse Barfield - RF	Ernie Whitt - C	Ernie Whitt - C	Fred McGriff - DH	Fred McGriff - DH
Garth Iorg - 3B	Ernie Whitt - C	Damaso Garcia - 2B	Damaso Garcia - 2B	Sharperson - 2B	Sharperson - 2B
Tony Fernandez - SS	Cecil Fielder - DH	Dave Stieb - P	Dave Stieb - P	Jimmy Key - P	Jimmy Key - P
Dave Stieb - P	Damaso Garcia - 2B	Ter 010 000 000 -1-5-1	Ter 000 003 000 -3-10-1	Clev 000 200 100 -3-6-1	Clev 000 200 100 -3-6-1
Ter 010 000 000 -1-5-1	Tex 000 330 00x -6-8-0	KC 000 000 20x -2-6-2	Tex 000 330 00x -6-8-0	Ter 120 013 00x -7-11-0	Ter 120 013 00x -7-11-0
Stieb, Lavelle (7), & Whitt.	Stieb, Eichhorn (5), & Whitt.	Key, Eichhorn (8), Henke (9) & Whitt.	Key, Eichhorn (8), Henke (9) & Whitt.	Candiotti, Jones (6), Bailes (7), Waddell (8) & Bando	Candiotti, Jones (6), Bailes (7), Waddell (8) & Bando
Black, Quisenberry (8) & Sundberg, Wathan (8)	Guzman, Harris (9) & Slaughter, Porter (6)	W-Key L-Candiotti HRS-Moseby, Upshaw	W-Key L-Candiotti HRS-Moseby, Upshaw		
W-Black; L-Stieb, SV- Quisenberry	W-Guzman; L-Stieb; S-Harris HRS-Slaughter, Parrish				

## HOME OPENERS

April 14, 1978-35,751 Det 311 100 002 -8-13-3 Tor 201 006 00x -10-12-0	April 13, 1979-40,035 K.C. 000 010 -1-2-0 Tor 001 21x -4-7-0	April 16, 1980-12,688 Milw 002 000 000 -2-6-2 Tor 220 400 21x -11-12-0	April 13, 1981-25,112 N.Y. 100 000 000 -1-5-0 Tor 000 300 20x -5-7-0
Slaton, Wilcox (3), Hiller (6), Taylor (8) & May Garvin, Moore (3), Kirkwood (3), Murphy (9) & Ashby. W-Kirkwood; L-Wilcox; S-Murphy; HRS-LeFlore, Thompson.	STOPPED BY RAIN AFTER 5½ INNINGS. Spiltorf (L) & Porter; Clancy (W) & Cerone. HR-Howell.	Slaton, Cleveland (4), Augustine (4), Boitano (7), McClure (8) & Moore. Stieb & Whitt. W-Stieb; L-Slaton; HR-Howell.	John, Underwood (7), Bird (8) & Cerone. Clancy, Jackson (8) & Whitt. W-Clancy; SV-Jackson; L-John.

April 9, 1983-36,459 N.Y. 000 000 220 -4-9-2 Tor 020 000 05x -7-10-3	April 17, 1984-35,602 Balt 000 020 000 -2-6-0 Tor 000 002 01x -3-9-0	April 16, 1985-41,284 Tex 000 040 212 -9-12-1 Tor 000 030 001 -4-10-3	April 14, 1986-43,587 Ball 001 010 000 -2-9-1 Tor 100 000 000 -1-4-0
Gott, McLaughlin (7), Geisel (7), Jackson (7) & Whitt. Alexander, Gossage (8) & Cerone. W-Jackson; L-Gossage; HR-Barfield.	Boddicker, T. Martinez (6), Stewart (8) & Dempsey. Alexander, Key (8), Lamp (9) & Whitt. Martinez (7). W-Key; L-T. Martinez; SV-Lamp; HR-Lowenstein.	Mason, Noles (7) & Slaughter. Leal, Musselman (5), Lamp (7) & Martinez. HR-Jorg. W-Mason; L-Leal; SV-Noles.	Boddicker & Dempsey. Alexander & Whitt. W-Boddicker; L-Alexander.

SERIES SWEEPS:	Last Time	SERIES SWEEPS:	Last Time
vs Baltimore: 2G(2); 3G(3); 4G(1)	9/14-16/87 (3)	vs Milwaukee: 2G(1)	4/16-17/80 (2)
at Baltimore: 3G(2)	9/20-22/87 (3)	at Milwaukee: 3G(2)	9/27-29/85 (3)
vs Boston: 2G(1), 3G(2)	6/15-17/84 (3)	vs Minnesota: 2G(2); 3G(1)	4/28-29/87 (2)
at Boston: Never	—	at Minnesota: 2G(3); 3G(1)	5/13-14/87 (2)
vs California: 2G(1); 3G(2); 4G(1)	5/29-31/87 (3)	vs New York: 1G(1)	5/19/78 (1)
at California: 2G(1); 3G(1)	5/6-8/80 (3)	at New York: 3G(2)	6/8-10/87 (3)
vs Chicago: 2G(2); 3G(1)	5/20-22/85 (3)	vs Oakland: 2G(2); 3G(1)	9/15/82 (2)
at Chicago: 2G(2); 3G(1)	8/3-5/87 (3)	at Oakland: 2G(1); 3G(1)	4/29-30/85 (2)
vs Cleveland: 2G(1); 3G(1); 4G(1)	8/26-28/86 (3)	vs Seattle: 2G(1); 3G(4)	9/4-6/87 (3)
at Cleveland: 3G(1); 4G(1)	8/25-28/86 (3)	at Seattle: 2G(3); 3G(1)	8/24-25/87 (2)
vs Detroit: 3G(1)	9/9-11/85	vs Texas: 2G(3); 3G(3); 4G(1)	7/6-8/87 (3)
at Detroit: Never	—	at Texas: 3G(1)	4/25-28/85 (3)
vs Kansas City: 2G(1); 3G(1)	5/4-6/84 (3)		
at Kansas City: 2G(2); 3G(1)	7/25-30/86 (3)		

The BLUE JAYS have swept 71 series since the club's inception. . . They have swept 29 2-game series, 36 3-game series, five 4-game series and one 1-game series. . . Conversely, the BLUE JAYS have been swept on 96 occasions (12 4-gm; 46 3-gm; 37 2-gm; and 1 1-gm.

**1-0 GAMES:** The Blue Jays are 9-10 in 1-0 games. . . By year they are: 1979 (0-3); 1980 (5-0); 1981 (0-2); 1982 (0-1); 1984 (2-0); 1985 (1-0); 1986 (1-2); 1987 (0-2). . . The Blue Jays won back-to-back 1-0 games vs Seattle and Oakland on May 15-16, 1980. . . The club's last 1-0 win was September 26, 1986 at Boston when Jesse Barfield led off the 12th inning with a HR. . . The last 1-0 loss was October 4, 1987 at Detroit when FRANK TANANA edged JIMMY KEY on the final game of the season to clinch the division.

## BLUE JAYS' MAJOR LEAGUE DRAFT SELECTIONS

The Major League Draft is held annually during the winter meetings. Players on a minor league roster with three years of pro ball may be drafted for \$50,000. Prior to 1985 the draft price was \$25,000. The drafted player must remain with his new club for the full season or be offered back to his original club for \$25,000. The drafting is in reverse order of previous seasons records and alternating between leagues.

Following this major league draft a separate selection is held by National Association clubs from class AAA to A levels. A "AAA" selection price is \$12,000. A "AA" selection is \$4,000.

Following are the Blue Jays' Major League Draft Selections.

1977-Willie Upshaw-1B-OF, Syracuse (NYY)	1982-Jim Acker-RHP, Richmond (ATL)
Andy Dyes-OF, Denver (MTL)	Mercedes Esquer-LHP, Portland (PITT)
1978-Ted Wilborn-OF, Tacoma (NYY)	1983-Kelly Gruber-IF, Charleston (CLEV)
Bob Davis-C, Hawaii (S.D.)	Terry Cormack-C, Richmond (ATL)
1979-Mike Macha-IF, Richmond (ATL)	1984-Manny Lee-IF, Tucson (HOUS)
1980-George Bell-OF, Oklahoma City (PHIL)	Louis Thornton-OF, Tidewater (NYM)
Dan Whitmer-C, Salt Lake City (CALF)	1985-Jose DeJesus-RHP, Omaha (KC)
1981-Jim Gott-RHP, Springfield (ST.L)	1986-Jose Nunez-RHP, Omaha (KC)
Anthony Johnson-OF, Denver (MTL)	

Following are players drafted from the Blue Jays.

1981-Ramon Lora-C, by Los Angeles	1986-Clim Young-LHP, by Oakland
Domingo Ramos-IF, by Seattle	Stan Clarke-LHP, by Seattle
1983-Dave Geisel-LHP, by Seattle	1987-Joe Johnson-RHP, by California
1984-Mike Morgan-RHP, by Seattle	Santiago Garcia-IF, by Chicago W.S.

## BLUE JAYS YEAR-BY-YEAR

## WON-LOST

Year	W-L	PCT	POS	GB	Home Attendance	Manager
1977	54-107	.335	7th	45-1/2	1,701,052	Roy Hartsfield
1978	59-102	.366	7th	50	1,562,585	Roy Hartsfield
1979	53-109	.327	7th	50-1/2	1,431,651	Roy Hartsfield
1980	67-95	.414	7th	36	1,400,327	Bob Mattick
1981	16-42 (1st half) 21-27 (2nd half)	.276 .438	7th	19 7-1/2	— 755,083	Bob Mattick
1982	78-84	.481	16th	17	1,275,978	Bobby Cox
1983	89-73	.549	4th	9	1,930,415	Bobby Cox
1984	89-73	.549	2nd	15	2,110,009	Bobby Cox
1985	99-62	.615	1st	+2	2,468,925	Bobby Cox
1986	86-76	.531	4th	9 <sup>1/2</sup>	2,455,477	Jimmy Williams
1987	96-66	.593	2nd	2	2,778,429	Jimmy Williams

807-916

## STANDING BY MONTH

	May 1st (GB)	June 1st (GB)	July 1st (GB)	Aug 1st (GB)	Sept 1st (GB)
1977	5 (-3)	7 (-9)	7 (-13 <sup>1/2</sup> )	7 (-23)	7 (-32 <sup>1/2</sup> )
1978	7 (-6 <sup>1/2</sup> )	7 (-16)	7 (-25 <sup>1/2</sup> )	7 (-27)	7 (-30 <sup>1/2</sup> )
1979	6 (-7)	7 (-19)	7 (-30 <sup>1/2</sup> )	7 (-39 <sup>1/2</sup> )	7 (-45)
1980	1 (+1)	3 (-5 <sup>1/2</sup> )	7 (-14)	7 (-18 <sup>1/2</sup> )	7 (-24)
*1981	7 (-5)	7 (-14)	—	—	6 (-3)
1982	5 (-5)	7 (-9)	7 (-11)	7 (-10)	7 (-17 <sup>1/2</sup> )
1983	6 (-2)	1 (+ <sup>1/2</sup> )	1 (+2)	4 (-2 <sup>1/2</sup> )	5 (-7 <sup>1/2</sup> )
1984	2 (-6)	2 (-5 <sup>1/2</sup> )	2 (-10)	2 (-12)	2 (-9 <sup>1/2</sup> )
1985	1 (+ <sup>1/2</sup> )	1 (+4)	1 (+3 <sup>1/2</sup> )	1 (+7 <sup>1/2</sup> )	1 (+5)
1986	7 (-5)	7 (-10)	5 (-10 <sup>1/2</sup> )	4 (-5 <sup>1/2</sup> )	2 (-3 <sup>1/2</sup> )
1987	3 (-5 <sup>1/2</sup> )	2 (-2)	2 (-2)	2 (-2 <sup>1/2</sup> )	2 (-1)

\*SPLIT-SEASON

## CLINCHING/ELIMINATION DATES

Year	Date	GP	Eliminated By	H/A	Score Tor-Opp	Division Winner	GBL
*1977	Aug. 30	129	Did not play	—	—	New York	33
#1978	Aug. 29	133	Texas	A	4-1	New York	30-1/2
1979	Aug. 19	123	California	A	2-4	Baltimore	41
†1980	Sept. 7	137	Chicago	H	7-6	New York	27
‡1981	May 17	34	Cleveland	A	0-1	New York	10
	Sept. 22	39	Oakland	H	2-4	Milwaukee	5-1/2
1982	Sept. 14	143	Did not play	—	—	Milwaukee	19
1983	Sept. 21	153	Seattle	H	4-3	Baltimore	11
1984	Sept. 18	151	Boston	H	10-3	Detroit	13
1985	Oct. 5	160	New York	H	5-1	Toronto	+2
1986	Sept. 28	156	Boston	A	3-12	Boston	9
1987	Oct. 4	162	Detroit	A	0-1	Detroit	2

\* New York defeated Seattle, 6-5, to eliminate Blue Jays

# Boston (leader on Aug. 29) defeated Seattle, 10-5, to eliminate Blue Jays

† New York defeated California, 4-1, to eliminate Blue Jays

‡ 2nd game of DH

\* 1st game of DH

† Split-Season

‡ Milwaukee defeated Detroit, 6-3, to eliminate Blue Jays

## BATTING

YEAR	AVG	G	AB	R	H	TB	2B	3B	HOMERS			SLUG										
									T-H-A	RBI	BB	SO	SH-SF	HP	SB-CS	LOB	PCT	GIDP				
1977	.252	161	5419	605	1367	2099	230	41	100	45-55	552	499	819	81-34	23	65-55	1094	.365	156			
1978	.250	161	5430	590	1358	1947	217	39	98	50-48	550	448	645	77-37	23	28-52	1075	.359	124			
1979	.251	162	5423	613	1362	1968	253	34	95	50-45	562	448	663	65-38	36	75-56	1064	.363	131			
1980	.251	162	5571	624	1398	2131	249	53	126	56-70	580	448	813	63-34	33	67-72	1083	.383	119			
1981	.226	106	3521	329	797	1163	137	23	61	34-27	314	284	556	44-18	20	66-57	658	.330	72			
1982	.262	162	5526	651	1447	2117	267	45	106	62-44	605	415	749	48-50	28	118-81	1071	.383	107			
1983	.277	162	5581	795	1546	2431	268	58	167	101-66	748	510	810	36-54	32	131-71	1106	.436	117			
1984	.273	163	5687	750	1555	2395	275	58	143	59-84	702	460	816	35-49	52	193-67	1177	.421	90			
1985	.269	161	5508	759	1482	2343	281	53	158	75-83	714	503	807	21-44	30	143-77	1067	.425	121			
1986	.269	163	5716	809	1540	2438	285	35	181	87-94	767	496	848	24-49	33	110-59	1099	.427	122			
1987	.269	162	5635	845	1514	2512	277	38	215	101-114	790	555	970	30-35	38	126-50	1126	.446	136			

## PITCHING

YEAR	W-L	ERA	G	RE	CG	SHO	SV	IP	H	R	ER	HR	BB	SO	HB	WP	BK
1977	54-107	4.57	348	187	40	3	20	1428	1568	822	725	152	623	771	20	62	5
1978	59-102	4.55	374	213	35	5	23	1429	1529	775	723	149	614	758	22	47	5
1979	53-109	4.82	357	195	44	7	11	1417	1537	862	759	165	594	613	40	64	7
1980	67-95	4.19	448	286	39	9	23	1466	1523	762	683	135	635	705	28	41	5
1981	37-69	3.81	295	189	20	4	18	953	908	466	404	72	377	451	36	41	4
1982	78-84	3.95	382	220	41	13	25	1444	1428	701	633	147	493	776	25	38	3
1983	89-73	4.12	419	257	43	8	32	1445	1434	726	662	145	517	835	42	25	5
1984	89-73	3.86	420	257	34	10	33	1464	1433	696	628	140	528	875	34	42	2
1985	99-62	3.29	477	316	18	9	47	1448	1312	588	529	147	484	823	26	36	5
1986	86-76	4.08	453	290	16	12	44	1476	1467	733	669	164	487	1002	45	38	6
1987	96-66	3.74	—	—	18	8	43	1454	1323	655	605	158	567	1064	22	56	14

FIELDING

YEAR	PCT	PO	A	E	TC	DP	TP	PB	RANK
1977	.974	4285	1798	164	6247	133	0	7	13
1978	.979	4288	1763	128	6179	163	1	16	5
1979	.975	4251	1878	158	6287	186	2	8	12
1980	.979	4398	1939	133	6470	206	0	8	3
1981	.975	2860	1164	105	4129	102	0	4	14
1982	.978	4331	1768	136	6235	146	0	7	11
1983	.981	4336	1637	115	6088	148	0	7	3
1984	.980	4392	1669	123	6184	166	0	9	4
1985	.980	4344	1729	125	6198	164	0	3	7
1986	.984	4428	1682	100	6210	150	0	9	1
1987	.982	4362	1700	111	6173	148	0	13	4

DESIGNATED HITTING

YEAR	AVG	AB	R	H	2B	3B	HR	RBI	SH-SF	BB	SO	HP	SB-CS	SLUG %	RANK
1977	.269	583	75	157	27	2	22	87	9-8	76	108	4	4-4	.436	5
1978	.250	621	75	155	25	0	25	96	1-8	52	83	1	2-3	.411	10
1979	.260	599	71	156	37	1	18	82	1-6	66	74	1	3-2	.416	8
1980	.229	599	73	137	21	4	22	84	1-5	75	129	1	1-0	.387	14
1981	.212	363	45	77	14	2	13	36	3-2	64	75	4	3-6	.369	13
1982	.238	596	52	142	18	3	8	56	1-8	60	91	0	7-16	.319	14
1983	.250	604	86	151	29	3	34	113	1-6	81	101	5	0-2	.477	12
1984	.270	612	91	165	32	1	27	93	0-4	79	121	5	4-4	.458	4
1985	.247	600	77	148	22	5	13	78	0-8	61	85	1	5-5	.365	6
1986	.242	616	86	149	26	3	20	83	0-2	67	119	5	2-4	.391	10
1987	.258	592	101	153	32	3	38	97	0-3	83	160	5	3-3	.515	7

PINCH HITTING

YEAR	AVG	AB	R	H	2B	3B	HR	RBI	SH-SF	BB	SO	HP	OBP	SLUG %
1977	.280	93	10	26	2	1	5	23	1-2	11	17	0	.349	.484
1978	.236	123	11	29	4	0	2	18	0-1	15	22	2	.326	.317
1979	.231	52	5	12	3	0	4	14	0-0	11	12	0	.365	.519
1980	.280	100	10	28	4	0	3	15	0-0	14	15	1	.374	.410
1981	.234	77	4	18	3	0	1	15	0-0	11	19	0	.330	.312
1982	.271	262	24	71	14	0	4	53	1-3	39	48	1	.364	.370
1983	.290	200	26	58	8	0	5	42	0-5	28	36	1	.372	.405
1984	.284	215	29	61	10	2	6	39	1-4	30	51	1	.368	.433
1985	.222	167	18	37	4	1	4	29	3-4	19	31	1	.319	.329
1986	.277	155	19	43	8	1	4	32	0-4	21	26	0	.356	.419
1987	.234	167	—	39	6	1	3	28	1-3	33	37	1	.358	.335

BLUE JAYS MONTHLY RECORDS

	APR. W-L	MAY W-L	JUNE W-L	JULY W-L	AUG. W-L	SEPT./ OCT. W-L	AT ALL-STAR W-L	AFTER ALL-STAR W-L	TOTALS W-L
H	6-4	5-10	3-9	5-10	3-8	3-14	18-27	7-28	25-55
1977A	4-7	3-7	7-8	2-11	7-10	6-9	16-31	13-21	29-52
T	10-11	8-17	10-17	7-21	10-18	9-23	34-58	20-49	54-107
H	4-7	7-7	6-8	7-7	10-3	3-12	19-23	18-21	37-44
1978A	4-6	2-11	3-9	6-11	6-11	1-10	13-30	9-28	22-58
T	8-13	9-18	9-17	13-18	16-14	4-22	32-53	27-49	59-102
H	3-8	3-15	6-5	5-6	6-8	9-7	14-32	18-17	32-49
1979A	4-7	2-8	6-14	3-11	5-9	1-11	15-32	6-28	21-60
T	7-15	5-23	12-19	8-17	11-17	10-18	29-64	24-45	53-109
H	3-1	8-9	7-7	5-10	6-8	6-11	18-19	17-27	35-46
1980A	6-6	5-5	3-10	6-7	5-12	7-9	15-24	17-25	32-49
T	9-7	13-14	10-17	11-17	11-20	13-20	33-43	34-52	67-95
H	2-7	5-10	0-5	—	4-8	6-6	7-22	10-14	17-36
1981A	5-5	4-10	0-5	—	5-2	6-11	9-20	11-13	20-33
T	7-12	9-20	0-10	—	9-10	12-17	16-42	21-27	37-69
H	5-6	6-5	7-10	9-4	7-8	10-4	19-24	25-13	44-37
1982A	3-6	7-9	5-4	6-8	6-12	7-8	18-23	16-24	34-47
T	8-12	13-14	12-14	15-12	13-20	17-12	37-47	41-37	78-84
H	4-4	12-6	6-3	8-8	7-6	11-6	23-15	25-18	48-33
1983A	4-6	6-3	10-9	7-4	8-13	6-5	20-18	21-22	41-40
T	8-10	18-9	16-12	15-12	15-19	17-11	43-33	46-40	89-73
H	5-5	15-2	9-5	7-6	6-5	7-9	34-15	15-17	49-32
1984A	8-4	4-4	4-11	7-8	12-7	5-7	16-19	24-22	40-41
T	13-9	19-6	13-16	14-14	18-12	12-16	50-34	39-39	89-73
H	5-4	9-2	11-5	10-4	5-3	12-8	26-13	28-13	54-26
1985A	8-3	8-6	5-8	8-6	12-7	6-6	27-22	18-24	45-36
T	13-7	17-8	16-13	18-10	17-10	18-14	53-35	46-37	99-62
H	4-7	7-5	10-8	5-5	11-5	5-9	26-25	16-14	42-39
1986A	5-4	7-10	7-3	10-6	7-5	8-9	21-18	23-19	44-37
T	9-11	14-15	17-11	15-11	18-10	13-18	47-43	39-33	86-76
H	7-4	7-3	8-7	12-4	5-6	13-5	28-16	24-13	52-29
1987A	5-4	9-8	9-4	3-8	12-6	6-7	23-20	21-17	44-37
T	12-8	16-11	17-11	15-12	17-12	19-12	51-36	45-30	96-66

## BLUE JAYS ALL TIME 'TOP TEN' — PITCHING DEPARTMENTS

ERA (400 IP)		WINS		LOSSES		INNINGS PITCHED	
Key	3.22	Clancy	117	Clancy	127	Stieb	2044.0
Stieb	3.41	Stieb	115	Stieb	101	Clancy	2008.1
Alexander	3.56	Leal	51	Leal	58	Leal	946.0
Underwood	3.88	Key	49	Jefferson	56	Key	767.2
Clancy	4.06	Alexander	46	Lemanczyk	45	Alexander	750.0
Leal	4.14	Lemanczyk	27	Garvin	41	Jefferson	666.1
Gott	4.25	Eichhorn	24	Key	30	Garvin	606.0
Garvin	4.46	Jackson	24	Underwood	30	Lemanczyk	575.0
Lemanczyk	4.68	Jefferson	22	Gott	30	Gott	442.1
Jefferson	4.75	McLaughlin	22	Alexander	26	Underwood	424.2

STRIKEOUTS		BASES ON BALLS		W-L PCT (300 IP)		GAMES	
Stieb	1184	Clancy	767	Cerutti	.667	Clancy	316
Clancy	1119	Stieb	718	Alexander	.639	Stieb	292
Leal	491	Leal	320	Key	.620	Garvin	196
Key	431	Jefferson	266	Eichhorn	.615	McLaughlin	195
Alexander	392	Key	222	Acker	.586	Jackson	190
Garvin	320	Garvin	219	Jackson	.533	Key	170
Jefferson	307	Lemanczyk	212	Stieb	.532	Eichhorn	165
Henke	288	Gott	183	Clancy	.480	Leal	165
Eichhorn	278	Underwood	182	McLaughlin	.478	Henke	163
Gott	276	Alexander	172	Leal	.468	Acker	154

SHUTOUTS		SAVES		GAMES STARTED		COMPLETE GAMES	
Stieb	22	Henke	74	Clancy	314	Stieb	88
Clancy	11	McLaughlin	31	Stieb	285	Clancy	69
Key	5	Jackson	30	Leal	151	Leal	27
Jefferson	4	Caudill	16	Alexander	103	Alexander	25
Alexander	3	Willis	15	Key	103	Lemanczyk	25
Gott	3	Eichhorn	14	Lemanczyk	82	Jefferson	21
Leal	3	Lamp	13	Garvin	65	Underwood	19
Lemanczyk	3	Acker	12	Gott	65	Garvin	15
Underwood	2	Murray	11	Underwood	62	Key	15
		Key	10	Cerutti	42	Gott	8
		Moffitt	10				

HOME RUNS ALLOWED		HIT BATSMEN		WILD PITCHES	
Clancy	193	Stieb	82	Clancy	75
Stieb	167	Leal	22	Lemanczyk	36
Leal	101	Acker	19	Stieb	35
Jefferson	82	Moore	19	Leal	23
Alexander	81	Clancy	19	Key	20
Key	78	Alexander	14	Underwood	18
Garvin	74	Eichhorn	13	Garvin	17
Cerutti	62	Garvin	13	Alexander	16
Lemanczyk	52	Lemanczyk	13	Cerutti	15
Underwood	46	Gott	11	Vuckovich	12
		Underwood	11	Acker	11
				Gott	11
				Moore	11

**SEASONED VETERANS:** RHP, Jim Clancy is the longest active Blue Jays player in terms of service with the club (10 years, 72 days). . . DH/OF Juan Beniquez has the most major league experience of anyone on the club with 14 years, 129 days prior to 1988.

## BLUE JAYS CAREER PITCHING VS. OPPOSING TEAMS

	GP	W-L-S	CG	IP	ER	HR	ERA
Baltimore	140	61-79-20	32	1235.2	551	143	4.01
Boston	141	57-84-19	34	1235.0	625	161	4.55
California	128	64-64-25	27	1149.1	510	128	3.99
Chicago	129	68-61-34	26	1144.0	468	113	3.68
Cleveland	138	70-68-29	29	1249.2	583	101	4.20
Detroit	144	64-80-31	21	1298.0	623	152	4.32
Kansas City	124	53-71-17	22	1094.1	538	91	4.42
Milwaukee	144	56-88-28	21	1286.0	559	106	3.91
Minnesota	122	62-60-22	29	1095.2	488	102	4.01
New York	139	58-81-17	43	1248.2	592	107	4.27
Oakland	129	60-69-23	25	1201.1	498	112	3.73
Seattle	122	67-55-28	24	1095.1	493	104	4.05
Texas	126	70-56-30	26	1245.2	503	113	3.63

BLUE JAYS ALL TIME 'TOP TEN' BATTING DEPARTMENTS

GAMES		AT BATS		RUNS		HITS	
Moseby	1129	Moseby	4150	Moseby	619	Moseby	1095
Upshaw	1115	Upshaw	3710	Upshaw	538	Garcia, D.	1028
Whitt	962	Garcia, D.	3572	Barfield	460	Upshaw	982
Iorg	931	Griffin	3151	Garcia, D.	453	Bell	798
Garcia, D.	902	Barfield	2915	Bell	408	Griffin	789
Barfield	874	Bell	2739	Griffin	346	Barfield	789
Griffin	873	Whitt	2731	Whitt	319	Whitt	687
Mulliniks	736	Iorg	2450	Fernandez	286	Fernandez	634
Bell	730	Fernandez	2096	Mulliniks	269	Iorg	633
Fernandez	573	Mulliniks	2064	Iorg	251	Mulliniks	588

DOUBLES		TRIPLES		HOME RUNS		TOTAL BASES	
Moseby	200	Griffin	50	Barfield	156	Moseby	1779
Upshaw	177	Moseby	50	Bell	139	Upshaw	1579
Garcia, D.	172	Upshaw	42	Moseby	128	Barfield	1438
Mulliniks	156	Fernandez	31	Upshaw	112	Bell	1406
Bell	144	Garcia, D.	26	Whitt	104	Garcia, D.	1348
Barfield	137	Bell	25	Mayberry	92	Whitt	1152
Whitt	129	Barfield	22	Velez	72	Griffin	1045
Iorg	125	Collins	19	Johnson, C.	54	Mulliniks	911
Griffin	117	Bailor	19	Mulliniks	49	Fernandez	855
Howell	101	Howell	17	Howell	43	Iorg	850

RUNS BATTED IN		EXTRA BASE HITS		BATTING AVG. (300 GP)		SLUGGING PCT (300 GP)	
Moseby	566	Moseby	378	Fernandez	.302	Bell	.513
Upshaw	478	Upshaw	331	Bell	.291	Barfield	.493
Barfield	460	Barfield	315	Garcia, D.	.288	Velez	.461
Bell	453	Bell	308	Mulliniks	.285	Mayberry	.450
Whitt	395	Whitt	245	Bonnell	.281	Mulliniks	.441
Garcia, D.	296	Garcia, D.	230	Johnson, C.	.273	Moseby	.429
Mayberry	272	Mulliniks	215	Howell	.272	Upshaw	.426
Mulliniks	271	Griffin	180	Barfield	.271	Whitt	.422
Velez	243	Howell	161	Woods, A.	.270	Bonnell	.416
Iorg	238	Iorg	161	Upshaw	.265	Fernandez	.408

STOLEN BASES		BB		SO		HP	
Moseby	200	Moseby	421	Moseby	821	Moseby	38
Garcia, D.	194	Upshaw	390	Barfield	719	Bell	27
Collins	91	Barfield	296	Upshaw	565	Barfield	25
Griffin	76	Whitt	290	Whitt	360	Mayberry	21
Upshaw	76	Velez	278	Bell	357	Upshaw	21
Fernandez	75	Mayberry	257	Howell	337	Garcia, D.	18
Barfield	48	Mulliniks	257	Velez	333	Bailor	15
Bell	48	Johnson, C.	178	Mulliniks	305	Griffin	14
Bailor	46	Howell	178	Iorg	288	Howell	13
Bonnell	28	Woods, A.	164	Garcia, D.	284	Johnson, C.	12
						Fernandez	12

SH		SF	
Griffin	67	Moseby	36
Upshaw	33	Whitt	28
Woods, A.	31	Upshaw	26
Moseby	30	Bell	26
Garcia, D.	27	Martinez	23
Mckay	24	Griffin	22
Bailor	21	Garcia, D.	20
Gomez	21	Iorg	19
Iorg	21	Barfield	18
Fernandez	19	Mayberry	16
		Mulliniks	16

BLUE JAYS CAREER BATTING VS. OPPOSING TEAMS

	GP	AB	R	H	HR	RBI	AVG.
Baltimore	140	4692	542	1165	123	513	.248
Boston	141	4709	562	1280	111	530	.272
California	128	4381	553	1148	104	521	.262
Chicago	129	4309	533	1077	99	504	.250
Cleveland	138	4785	655	1248	116	614	.261
Detroit	144	4949	623	1233	143	584	.249
Kansas City	124	4290	534	1166	85	503	.272
Milwaukee	144	4924	526	1268	96	483	.258
Minnesota	122	4236	560	1191	113	520	.261
New York	139	4753	608	1267	111	550	.267
Oakland	129	4374	543	1072	110	509	.245
Seattle	122	4188	561	1137	129	429	.271
Texas	126	4230	570	1130	109	536	.267

## BLUE JAYS TOP TEN—SINGLE SEASON

## AVERAGE (350 AB)

1. Fernandez	.322	1987
2. Bonnell	.318	1983
3. Howell	.316	1977
4. Moseby	.315	1983
5. Bailor	.310	1977
Garcia	.310	1982
Fernandez	.310	1986
8. Bell	.309	1986
9. Collins	.308	1984
Bell	.308	1987

## GAMES

1. Fernandez	163	1986
2. Bosetti	162	1979
Griffin	162	1982
Griffin	162	1983
5. Fernandez	161	1985
6. Upshaw	160	1982
Upshaw	160	1983
8. Bell	159	1984
Bell	159	1986
Barfield	159	1987

## HITS

1. Fernandez	213	1986
2. Bell	198	1986
3. Bell	188	1987
4. Fernandez	186	1987
5. D. Garcia	185	1982
6. D. Garcia	180	1984
7. Griffin	179	1979
8. Upshaw	177	1983
Bell	177	1984
10. Moseby	170	1983
Barfield	170	1986

## AT BATS

1. Fernandez	687	1986
2. Griffin	653	1980
3. Bell	641	1986
4. D. Garcia	633	1984
5. Griffin	624	1979
6. Bailor	621	1978
7. Bosetti	619	1979
8. Bell	610	1987
9. Bell	607	1985
10. Bell	606	1984

## RUNS

1. Bell	111	1987
2. Barfield	107	1986
3. Moseby	106	1987
4. Moseby	104	1983
5. Bell	101	1986
6. Upshaw	99	1983
7. Moseby	97	1984
8. Barfield	94	1985
9. Moseby	92	1985
10. Fernandez	91	1986

## SINGLES

1. Fernandez	161	1986
2. Griffin	145	1979
D. Garcia	145	1982
4. Fernandez	144	1987
5. D. Garcia	138	1984
6. D. Garcia	132	1985
7. D. Garcia	129	1983
8. Bailor	127	1978
9. Bailor	123	1977
Griffin	123	1980
Bell	123	1986

## DOUBLES

1. Bell	39	1984
2. Bell	38	1986
3. Bosetti	35	1979
Barfield	35	1986
5. Mulliniks	34	1983
Barfield	34	1985
7. Fernandez	33	1986
8. D. Garcia	32	1982
D. Garcia	32	1984
Bell	32	1987

## TRIPLES

1. Griffin	15	1980
Collins	15	1984
Moseby	15	1984
4. Griffin	10	1979
Fernandez	10	1985
6. Howell	9	1980
Moseby	9	1982
Griffin	9	1983
Upshaw	9	1984
Barfield	9	1985
Fernandez	9	1986

## HOME RUNS

1. Bell	47	1987
2. Barfield	40	1986
3. Bell	31	1986
4. Mayberry	30	1980
5. Bell	28	1985
6. Barfield	28	1987
Barfield	27	1983
Upshaw	27	1983
9. Barfield	27	1985
Bell	26	1984
Moseby	26	1987

## EXTRA BASE HITS

1. Bell	83	1987
2. Barfield	77	1986
3. Bell	75	1986
4. Barfield	70	1985
5. Bell	69	1984
6. Bell	62	1985
7. Moseby	61	1984
8. Upshaw	60	1983
9. Upshaw	59	1984
10. Moseby	57	1987

## TOTAL BASES

1. Bell	369	1987
2. Bell	341	1986
3. Barfield	329	1986
4. Bell	302	1984
5. Upshaw	298	1983
6. Fernandez	294	1986
7. Bell	291	1985
8. Barfield	289	1985
9. Moseby	280	1987
10. Moseby	278	1984

## RUNS BATTED IN

1. Bell	134	1987
2. Barfield	108	1986
Bell	108	1986
4. Upshaw	104	1983
5. Moseby	96	1987
6. Bell	95	1985
7. Moseby	86	1986
8. Barfield	84	1985
Barfield	84	1987
10. Mayberry	82	1980

## SLUGGING (350 AB)

1. Bell	.605	1987
2. Barfield	.559	1986
3. Barfield	.536	1985
4. Bell	.532	1986
5. Upshaw	.515	1983
6. Barfield	.510	1983
7. Johnson	.507	1984
8. Moseby	.499	1983
9. Bell	.498	1984
10. Johnson	.489	1983

## ON-BASE

1. Johnson	.393	1984
2. Mulliniks	.387	1985
3. Moseby	.380	1983
4. Fernandez	.379	1987
5. Upshaw	.377	1983
6. Johnson	.376	1983
7. Mayberry	.374	1979
Mulliniks	.374	1983
9. Moseby	.372	1984
10. Barfield	.371	1985

## STOLEN BASES

1. D. Garcia	54	1982
2. Moseby	39	1987
3. Moseby	37	1985
4. Moseby	32	1986
Fernandez	32	1987
6. Collins	31	1983
7. D. Garcia	31	1984
8. D. Garcia	28	1985
9. Moseby	27	1984
10. Fernandez	25	1986

## STRIKEOUTS (BATTER)

1. Barfield	146	1986
2. Barfield	143	1985
3. Barfield	141	1987
4. Moseby	124	1987
5. Moseby	122	1984
Moseby	122	1986
7. Barfield	110	1983
8. Moseby	106	1982
9. McGriff	104	1987
10. Upshaw	98	1983

## BASE ON BALLS

1. Moseby	78	1984
Upshaw	78	1986
3. Mayberry	77	1980
4. Moseby	76	1985
5. Moseby	70	1987
6. Mayberry	69	1979
Barfield	69	1986
8. Johnson	67	1983
9. Barfield	66	1985
10. Velez	65	1977

## HITTING STREAKS

1. Garcia	21	1983
Moseby	21	1983
3. Garcia	20	1982
4. Griffin	19	1980
5. Garcia	18	1986
Fernandez	18	1987
7. Mayberry	17	1980
Bell	17	1987
9. McKay	16	1978
Barfield	16	1985
Garcia	16	1985

Blue Jays Top Ten—Single Season (continued)

PINCH-HITS			PINCH AT BATS			ERA (162 INNINGS)		
1. Nordhagen	11	1982	1. Johnson	39	1983	1. Stieb	2.48	1985
Johnson	11	1984	2. Johnson	34	1984	2. Key	2.76	1987
3. Powell	10	1982	3. Leach	31	1986	3. Stieb	2.83	1984
Mulliniks	10	1983	4. Powell	30	1982	4. Key	3.00	1985
Iorg	10	1986	5. Ewing	29	1978	5. Stieb	3.04	1983
Leach	10	1986	Orta	29	1973	6. Alexander	3.13	1984
7. Ewing	9	1977	Burroughs	29	1985	7. Stieb	3.25	1982
Braun	9	1980	8. Iorg	28	1986	8. Clancy	3.30	1980
Iorg	9	1982	Leach	28	1987	9. Alexander	3.45	1985
Mulliniks	9	1985	10. Ewing	27	1977	10. Clancy	3.54	1987
			Mulliniks	27	1983			
			Iorg	27	1985			

WINS			LOSSES			SAVES		
1. Stieb	17	1982	1. Garvin	18	1977	1. Henke	34	1987
Stieb	17	1983	Huffman	18	1979	2. Henke	27	1986
Alexander	17	1984	3. Jefferson	17	1977	3. Caudill	14	1985
Alexander	17	1985	4. Clancy	16	1980	4. Henke	13	1985
Key	17	1987	Underwood	16	1979	5. Murray	11	1982
6. Clancy	16	1982	Jefferson	16	1978	6. McLaughlin	10	1981
Stieb	16	1984	Lemanczyk	16	1977	Moffitt	10	1983
8. Clancy	15	1983	8. Clancy	15	1984	Jackson	10	1984
Clancy	15	1987	Leal	15	1982	Key	10	1984
10. Key	14	1985	Stieb	15	1980	Acker	10	1985
Stieb	14	1985				Eichhorn	10	1986
Clancy	14	1980						
Key	14	1986						

GAMES PITCHED			GAMES STARTED			COMPLETE GAMES		
1. Eichhorn	89	1987	1. Clancy	40	1982	1. Stieb	19	1982
2. Henke	72	1987	2. Leal	38	1982	2. Clancy	15	1980
3. Lavelle	69	1985	Stieb	38	1982	3. Stieb	14	1980
Eichhorn	69	1986	4. Clancy	37	1987	Stieb	14	1983
5. Musselman	68	1987	5. Stieb	36	1983	5. Garvin	12	1977
6. Caudill	67	1985	Clancy	36	1984	Underwood	12	1979
7. Henke	63	1986	Alexander	36	1985	7. Lemanczyk	11	1977
8. Key	63	1985	Stieb	36	1986	Lemanczyk	11	1979
9. Garvin	61	1980	Key	36	1987	Stieb	11	1981
Acker		1985	10. Leal	35	1983	Clancy	11	1982
			Alexander	35	1984	Clancy	11	1983
			Leal	35	1984	Alexander	11	1984
			Stieb	35	1984	Stieb	11	1984
			Key	35	1986			

INNINGS PITCHED			STRIKEOUTS (PITCHER)			SHUTOUTS		
1. Stieb	288.1	1982	1. Stieb	198	1984	1. Stieb	5	1982
2. Stieb	278.0	1983	2. Stieb	187	1983	2. Stieb	4	1980
3. Stieb	267.0	1984	3. Clancy	180	1987	Stieb	4	1983
4. Clancy	266.2	1982	4. Stieb	167	1985	4. Lemanczyk	3	1979
5. Stieb	265.0	1985	5. Eichhorn	166	1986	Clancy	3	1982
6. Alexander	261.2	1984	6. Key	161	1980	Clancy	3	1986
7. Key	261.0	1987	7. Clancy	152	1987	7. Jefferson	2	1978
8. Alexander	260.2	1985	8. Alexander	142	1985	Clancy	2	1980
Lemanczyk	252.0	1977	9. Stieb	141	1982	Jefferson	2	1980
10. Clancy	250.2	1980	Key	141	1986	Stieb	2	1981
						Stieb	2	1985
						Key	2	1986

**IN THE RECORDS:** On June 27, 1986, Damaso Garcia became the 16th American league player to register four doubles in one game. Garcia was also the first Major leaguer to record the feat since Boston's Rick Miller on May 11, 1981.

BLUE JAYS INSIDE THE PARK HOMERS

Date	Player	H/A	Opponent
August 21, 1977	DOUG RADER	A	California
July 9, 1979	AL WOODS	H	Milwaukee
August 28, 1979	ALFREDO GRIFFIN	H	Oakland
September 17, 1980	ROY HOWELL	A	New York
April 25, 1981	LLOYD MOSEBY	A	New York
June 7, 1982	WILLIE UPSHAW	H	Cleveland
April 14, 1983	WILLIE UPSHAW	H	Milwaukee
May 25, 1983	JORGE ORTA	H	Detroit
May 30, 1983	LLOYD MOSEBY	A	Detroit
September 14, 1983	BARRY BONNELL	A	Seattle
June 6, 1984	GEORGE BELL	A	Detroit
August 10, 1984	TONY FERNANDEZ	H	Baltimore
June 12, 1986	KELLY GRUBER	H	Detroit

## BLUE JAYS' YEARLY HOME RUN LEADERS AT EXHIBITION STADIUM

Jesse Barfield set the Toronto Blue Jay record for home runs in a season at Exhibition Stadium in 1983 as he hit 22. The yearly leaders:

YEAR	PLAYER	HR	YEAR	PLAYER	HR	YEAR	PLAYER	HR
1977	Ron Fairly	10	1981	John Mayberry	10	1984	George Bell	12
1978	John Mayberry	12	1982	Jesse Barfield	11	1985	Jesse Barfield	15
1979	John Mayberry	13	1982	Willie Upshaw	11	1986	Jesse Barfield	16
1980	Otto Velez	12	1983	Jesse Barfield	22	1987	George Bell	19

## BLUE JAYS' YEARLY HOME RUN LEADERS ON THE ROAD

YEAR	PLAYER	HR	YEAR	PLAYER	HR	YEAR	PLAYER	HR
1977	Ron Fairly	9	1979	John Mayberry	8	1983	Cliff Johnson	12
1977	Doug Rader	9	1979	Otto Velez	8	1984	George Bell	14
1977	Otto Velez	9	1980	John Mayberry	20	1985	George Bell	18
1978	Rico Carty	10	1981	John Mayberry	7	1986	Jesse Barfield	24
1978	John Mayberry	10	1982	Willie Upshaw	10	1987	George Bell	28

## LONGEST WINNING & LOSING STREAKS

YEAR	WON	LOST	YEAR	WON	LOST
1977	3	11	1983	5	6
1978	5	9	1984	7	6
1979	4	7	1985	9	6
1980	6	8	1986	9	5
1981	4	12	1987	11	7
1982	6	6			

## MILESTONE VICTORIES

VICTORY #	DATE	OPPONENT	SCORE	WINNER	LOSER
1	Apr. 7/77	vs Chicago	9-5	Jerry Johnson	Ken Brett
100	Aug. 13/78	vs Kansas City	3-2(10)	Mike Willis	Al Hrabosky
200	July 11/80	vs Cleveland	6-3	Dave Stieb	Wayne Garland
300	June 19/82	at Oakland	3-1(12)	Joey McLaughlin	Bob Owchinko
400	July 18/83	vs Kansas City	8-2	Jim Clancy	Larry Gura
500	Aug. 5/84	at Baltimore	4-3	Jimmy Key	Tippy Martinez
600	Aug. 20/85	at Cleveland	3-2	Jimmy Key	Roy Smith
*625	Oct. 5/85	vs New York	5-1	Doyle Alexander	Joe Cowley
700	Sept. 3/86	vs Cleveland	3-1	Dave Stieb	Tom Candiotti
800	Sept. 18/87	at New York	6-3	Jim Clancy	Neil Allen

\*1985 AL East Pennant Clincher

**IRON MAN STREAK** Tony Fernandez holds the Blue Jays record by playing in 403-games between September 21, 1984 and June 24, 1987. . . The streak was snapped at Milwaukee on June 26, 1987 due to the funeral of his brother-in-law in the Dominican Republic. Fernandez' streak surpasses the previous club record of 392-games set by Alfredo Griffin (September 6, 1981 - May 27, 1984 [second game]).

## HOME RUNS IN CONSECUTIVE GAMES

George Bell hit four home runs in four consecutive games (August 23, 24, 25, 26) in 1985 to set the club record.

The following players have hit home runs in three consecutive games.

RON FAIRLY	- June 27 & 28th (1st & 2nd g), 1977
DOUG RADER	- July 9, 10 & 11, 1977
JOHN MAYBERRY	- September 14, 16 & 17, 1980
LLOYD MOSEBY	- July 2, 3, & 4, 1982
GEORGE BELL	- April 11, 12 & 13, 1985
JESSE BARFIELD	- May 19, 20 & 21, 1985
ERNIE WHITT	- May 24, 25, & 26, 1985
JESSE BARFIELD	- April 30, May 1 & 2, 1986
CLIFF JOHNSON	- June 12, 13 & 14, 1986
GEORGE BELL	- July 19, 20 & 21, 1985
JESSE BARFIELD	- July 21, 22 & 23, 1986
JESSE BARFIELD	- September 30, October 1 & 3, 1986
GEORGE BELL	- June 23, 24 & 26, 1987
LLOYD MOSEBY	- July 29, 31, August 2, 1987

### BLUE JAYS .300 HITTERS (350 or more At-Bats)

YEAR	PLAYER	AVG	YEAR	PLAYER	AVG	YEAR	PLAYER	AVG
1977	Bob Bailor	.310	1983	Damaso Garcia	.307	1984	Cliff Johnson	.304
1977	Roy Howell	.316	1983	Lloyd Moseby	.315	1986	Tony Fernandez	.317
1980	Al Woods	.300	1983	Willie Upshaw	.306	1986	George Bell	.309
1982	Damaso Garcia	.310	1984	Rance Mulliniks	.324	1987	Tony Fernandez	.322
1983	Barry Bonnell	.318	1984	Dave Collins	.308	1987	George Bell	.308

### BLUE JAYS WITH 80 RBI

YEAR	PLAYER	RBI	YEAR	PLAYER	RBI	YEAR	PLAYER	RBI
1980	John Mayberry	82	1984	Willie Upshaw	84	1986	Lloyd Moseby	86
1983	Willie Upshaw	104	1985	George Bell	95	1987	George Bell	134
1983	Lloyd Moseby	81	1985	Jesse Barfield	84	1987	Lloyd Moseby	96
1984	Lloyd Moseby	92	1986	Jesse Barfield	108	1987	Jesse Barfield	89
1984	George Bell	87	1986	George Bell	108			

### BLUE JAYS WITH 20 HOME RUNS

YEAR	PLAYER	HR's	YEAR	PLAYER	HR's	YEAR	PLAYER	HR's
1978	Rico Carty	20	1983	Willie Upshaw	27	1986	George Bell	31
1978	John Mayberry	22	1983	Cliff Johnson	22	1986	Lloyd Moseby	21
1979	John Mayberry	21	1984	George Bell	26	1987	George Bell	47
1980	John Mayberry	30	1985	George Bell	28	1987	Jesse Barfield	28
1980	Otto Velez	20	1985	Jesse Barfield	27	1987	Lloyd Moseby	26
1982	Willie Upshaw	21	1986	Jesse Barfield	40	1987	Fred McGriff	20
1983	Jesse Barfield	27						

### BLUE JAYS 15-GAME WINNERS

YEAR	PITCHER	W	L	YEAR	PITCHER	W	L
1982	Dave Stieb	17	14	1984	Dave Stieb	16	8
1982	Jim Clancy	16	14	1985	Doyle Alexander	17	10
1983	Dave Stieb	17	12	1987	Jimmy Key	17	8
1983	Jim Clancy	15	11	1987	Jim Clancy	15	11
1984	Doyle Alexander	17	6				

### BLUE JAYS PINCH-HITTING LEADERS

Wayne Nordhagen and Cliff Johnson hold the Blue Jay record for pinch-hits in a season at 11

#### THE YEARLY BLUE JAY PINCH-HITTING LEADER:

YEAR	PLAYER	HITS	YEAR	PLAYER	HITS	YEAR	PLAYER	HITS
1977	Sam Ewing	9	1981	Willie Upshaw	4	1985	Rance Mulliniks	9
1978	Otto Velez	8	1982	Wayne Nordhagen	11	1986	Rick Leach	10
1979	Otto Velez	5	1983	Rance Mulliniks	10	1986	Garth Iorg	10
1980	Steve Braun	9	1984	Cliff Johnson	11	1987	Rance Mulliniks	8

### BLUE JAYS WITH 20 STOLEN BASES

YEAR	PLAYER	SB	YEAR	PLAYER	SB	YEAR	PLAYER	SB
1979	Alfredo Griffin	21	1984	Damaso Garcia	46	1986	Lloyd Moseby	32
1982	Damaso Garcia	54	1984	Lloyd Moseby	39	1986	Tony Fernandez	25
1983	Damaso Garcia	31	1985	Lloyd Moseby	37	1986	Willie Upshaw	23
1983	Dave Collins	31	1985	Damaso Garcia	28	1987	Lloyd Moseby	39
1983	Lloyd Moseby	27	1985	Jesse Barfield	22	1987	Tony Fernandez	32
1984	Dave Collins	60	1985	George Bell	21			

#### BLUE JAY – "BIG" RBI GAMES

- 9 – Roy Howell, Sept. 10/77 vs New York (A)
- 7 – John Mayberry, June 26/78 vs Baltimore (H)
- 7 – Otto Velez, May 4/80 vs Cleveland (H) (1st g)
- 7 – George Bell, May 9/87 vs Texas (A)
- 6 – Roy Howell, July 3/79 vs Detroit (A)
- 6 – Barry Bonnell, May 3/80 vs Cleveland (H)
- 6 – Lloyd Moseby, Aug. 19/81 vs Kansas City
- 6 – Damaso Garcia, May 10/85 vs Seattle (H)
- 6 – Jesse Barfield, May 17/86 vs Cleveland (H)
- 6 – George Bell, June 11/87 vs Baltimore (A)
- 6 – Ernie Whitt, September 12/87 vs New York (H)

## BLUE JAYS GRAND SLAM HOME RUNS

Date	Player	H/A	Opponent
June 27, 1977	Hector Torres	H	Off Ron Guidry, New York (5th inning)
May 7, 1978	Rick Bosetti	A	Off Enrique Romo, Seattle (8th inning)
July 31, 1978	Rico Carty	H	Off Jack Billingham, Detroit (1st inning)
July 3, 1979	Roy Howell	A	Off Jack Billingham, Detroit (1st inning)
August 27, 1979	Roy Howell	H	Off Craig Minetto, Oakland (6th inning)
September 7, 1979	Rico Carty	A	Off Rick Waits, Cleveland (5th inning)
April 26, 1980	Barry Bonnell	A	Off Mike Caldwell, Milwaukee (9th inning)
May 4, 1980 (1st g.)	Otto Velez	H	Off Dan Spillner, Cleveland (1st inning)
April 24, 1982	Jesse Barfield (PH)	H	Off Tom Burgmeier, Boston (8th inning)
May 1, 1983	Barry Bonnell	H	Off Dick Tidrow, Chicago (7th inning)
June 5, 1983	Buck Martinez	A	Off Tim Stoddard, Baltimore (6th inning)
September 11, 1983	Willie Upshaw	H	Off Chris Codiroli, Oakland (1st inning)
April 20, 1984	Lloyd Moseby	H	Off Mike Witt, California (6th inning)
June 23, 1985	Ernie Whitt	H	Off Bruce Kison, Boston (6th inning)
July 9, 1985	George Bell	A	Off Ed Vande Berg, Seattle (13th inning)
August 2, 1985	George Bell	H	Off Glen Cook, Texas (4th inning)
May 22, 1986	Ernie Whitt	A	Off Richard Dotson, Chicago (4th inning)
June 20, 1986	George Bell	H	Off Dave Righetti, New York (9th inning)
August 31, 1986	Lloyd Moseby	H	Off Mark Portugal, Minnesota (3rd inning)
June 11, 1987	George Bell	A	Off John Habyan, Baltimore (5th inning)
June 23, 1987	Willie Upshaw	A	Off Jeff Robinson, Detroit (4th inning)
August 27, 1987	George Bell	H	Off Greg Cadaret, Oakland (5th inning)

## BLUE JAYS PINCH HIT HOME RUNS

Date	Player	H/A	Opponent
April 7, 1977	Al Woods	H	Off Francisco Barrios, Chicago, (5th inning, one on) (tied major league record as 11th player to homer as pinch-hitter in first major league at bat)
April 14, 1977	Otto Velez	H	Off John Hiller, Detroit (8th inning, two on)
April 21, 1977	Al Woods	A	Off Dick Tidrow, at New York (9th inning, none on)
August 9, 1977	Doug Ault	H	Off Tom Burgmeier, Minnesota (4th inning, none on)
August 24, 1977	Doug Rader	A	Off Mike Kekich, at Seattle (4th inning, none on)
June 26, 1978	John Mayberry	H	Off Joe Kerrigan, Baltimore (2nd inning, one on)
July 1, 1978	Sam Ewing	H	Off Sid Monge, Cleveland (8th inning, one on)
June 17, 1979	Otto Velez	H	Off Bob Lacey, Oakland (7th inning, two on)
July 4, 1979	Otto Velez	A	Off Dave Tobik at Detroit (11th inning, two on)
August 6, 1979	Rico Carty	H	Off Steve Mingori, Kansas City (8th inning, none on)
Sept. 22, 1979	Rico Carty	H	Off Jim Kaat, New York (4th inning, one on)
May 6, 1980	Roy Howell	A	Off Don Aase, California (7th inning, one on)
June 14, 1980	Bob Davis	H	Off Dave Rajsich, Texas (6th inning, none on)
August 7, 1980	Doug Ault	A	Off Rick Waits, Cleveland (7th inning, one on)
April 24, 1981	Willie Upshaw	A	Off Rich Gossage, New York (8th inning, one on)
April 24, 1982	Jesse Barfield	H	Off Tom Burgmeier, Boston (8th inning, three on)
June 23, 1982	Ernie Whitt	A	Off Mike Stanton, Seattle (9th inning, none on)
July 21, 1982	Ernie Whitt	H	Off Dan Quisenberry, Kansas City (9th inn., none on)
July 24, 1982	Jesse Barfield	A	Off Kevin Hickey, Chicago (8th inning, two on)
April 29, 1983	Mickey Klutts	H	Off Dick Tidrow, Chicago (7th inning, none on)
May 22, 1983	Cliff Johnson	H	Off Tippy Martinez, Baltimore (8th inning, none on)
June 25, 1983	Buck Martinez	A	Off Ed Vande Berg, Seattle (9th inning, none on)
July 14, 1983	Rance Mulliniks	A	Off Dennis Lamp, Chicago (7th inning, two on)
July 20, 1983	Ernie Whitt	H	Off Mike Armstrong, Kansas City (7th inning, two on)
August 1, 1984	Ernie Whitt	H	Off Bret Saberhagen, Kansas City (8th inning, one on)
August 3, 1984	Willie Aikens	A	Off Bill Swaggerty, Baltimore (6th inning, two on)
August 5, 1984	Cliff Johnson	A	Off Tippy Martinez, Baltimore (8th inning, none on)
August 14, 1984	Geotge Bell	A	Off Tom Waddell, Cleveland (8th inning, none on)
August 28, 1984	Jesse Barfield	H	Off Bert Roberge, Chicago (7th inning, one on)
Sept. 25, 1984	Kelly Gruber	A	Off Al Nipper, Boston (9th inning, one on)
April 24, 1985	Jeff Burroughs	H	Off Larry Gura, Kansas City (3rd inning, two on)
April 27, 1985	Willie Aikens	A	Off Tommy Boggs, Texas (9th inning, one on)
June 12, 1985	Rance Mulliniks	A	Off Rich Bordi, New York (10th inning, none on)
Sept. 25, 1985	Jeff Burroughs	H	Off Bruce Hurst, Boston (9th inning, none on)
June 13, 1986	Cliff Johnson	H	Off Willie Hernandez, Detroit (8th inning, none on)
June 14, 1986	Rick Leach	H	Off Jack Morris, Detroit (7th inning, none on)
June 14, 1986	Buck Martinez	H	Off Willie Hernandez, Detroit (9th inning, one on)
June 15, 1986	Garth Iorg	H	Off Chuck Cary, Detroit (6th inning, two on)
June 28, 1987	Fred McGriff	A	Off Jay Aldrich, Milwaukee (8th inning, none on)
July 24, 1987	Juan Beniquez	H	Off Dan Schatzeder, Minnesota (7th inning, two on)
September 4, 1987	Cecil Fielder	H	Off Dennis Powell, Seattle (10th inning, none on)

## BLUE JAYS WHO HAVE HIT TWO HOME RUNS IN A GAME

Player	Date	OPP	Pitchers
DOUG AULT (1)	April 7, 1977	Chicago	Ken Brett
OTTO VELEZ	April 25, 1977	Boston	Luis Tiant, Bill Campbell
OTTO VELEZ	June 5, 1977	at Oakland	Vida Blue, Joe Coleman
ROY HOWELL (1)	Sept. 10, 1977	at New York	Catfish Hunter, Ken Clay
RICO CARTY (1)	April 27, 1978	at Kansas City	Larry Gura
JOHN MAYBERRY	May 22, 1978	Boston	Allen Ripley
JOHN MAYBERRY	May 26, 1978	at New York	Jim Beattie, Sparky Lyle
JOHN MAYBERRY	June 26, 1978	Baltimore	Joe Kerrigan, Larry Harlow
OTTO VELEZ	July 26, 1979	Texas	Doc Medich, Doyle Alexander
JOHN MAYBERRY	August 26, 1979	California	Nolan Ryan
JOHN MAYBERRY	April 9, 1980	at Seattle	Mike Parrott
JOHN MAYBERRY	June 1, 1980	at New York	Tom Underwood, Rich Gossage
JOHN MAYBERRY	August 14, 1980	at Milwaukee	Moose Haas
JOHN MAYBERRY	July 16, 1980	at Seattle	Glenn Abbott
JOHN MAYBERRY	May 30, 1981	Oakland	Mike Norris
OTTO VELEZ (4)	June 3, 1981	California	Geoff Zahn
JOHN MAYBERRY (10)	April 25, 1982	Boston	Bob Ojeda, Mark Clear
WILLIE UPSHAW	June 7, 1982	Cleveland	John Denny
WILLIE UPSHAW	August 17, 1982	Cleveland	Ed Whitson
LLOYD MOSEBY	April 19, 1983	Cleveland	Rick Sutcliffe, Dan Spillner
ERNIE WHITT	May 23, 1983	Detroit	Milt Wilcox
LLOYD MOSEBY	May 29, 1983	Boston	Dennis Eckersley
JESSE BARFIELD	June 14, 1983	Oakland	Tom Underwood
CLIFF JOHNSON	June 21, 1983	Minnesota	Bryan Oelkers, Jim Lewis
MICKEY KLUTTS (1)	June 26, 1983	at Seattle	Manny Castillo
LLOYD MOSEBY	August 2, 1983	New York (1st g)	Matt Keough
JESSE BARFIELD	August 29, 1983	Boston (1st g)	John Tudor
JESSE BARFIELD	Sept. 1, 1983	Baltimore	Jim Palmer
JESSE BARFIELD	Sept. 2, 1983	Detroit (1st g)	Juan Berenguer, Doug Bair
ERNIE WHITT	Sept. 4, 1983	Detroit	Glenn Abbot, Aurelio Lopez
CLIFF JOHNSON	April 6, 1984	at California	Jim Slaton
WILLIE UPSHAW	April 26, 1984	Oakland	Mike Warren
BUCK MARTINEZ (1)	June 23, 1984	at Boston	Rich Gale, Mike Brown
JESSE BARFIELD	July 1, 1984	Oakland	Curt Young, Keith Atherton
DAMASO GARCIA	July 3, 1984	California	Tommy John
JESSE BARFIELD	July 6, 1984	Seattle	Edwin Nunez
CLIFF JOHNSON (3)	July 15, 1984	at Oakland	Keith Atherton, Chris Codiroli
WILLIE AIKENS (11)	Sept. 14, 1984	at Detroit	Jack Morris
WILLIE UPSHAW (4)	April 28, 1985	at Texas	Mike Mason, Greg Harris
JESSE BARFIELD	June 5, 1985	Minnesota	Mike Smithson
JESSE BARFIELD	July 31, 1985	at Baltimore	Dennis Martinez
JESSE BARFIELD	May 6, 1986	Oakland	Moose Haas, Steve Ontiveros
LLOYD MOSEBY	June 28, 1986	at New York	Joe Niekro, Alfonso Pulido
JESSE BARFIELD	July 3, 1986	at Boston	Oil Can Boyd, Mike Brown
RANCE MULLINIKS	July 3, 1986	at Boston	Oil Can Boyd, Mike Brown
GEORGE BELL	July 19, 1986	at California	John Candelaria, Donnie Moore
GEORGE BELL	July 21, 1986	at Seattle	Mark Huismann
JESSE BARFIELD	July 21, 1986	at Seattle	Mark Huismann, Karl Best
LLOYD MOSEBY	August 5, 1986	Kansas City	Scott Bankhead, Buddy Black
JESSE BARFIELD	Sept. 17, 1986	Detroit	Jack Morris
JESSE BARFIELD	October 1, 1986	at New York	Ron Guidry
GEORGE BELL	April 26, 1987	at Chicago	Jose DeLeon, Bobby Thigpen
JESSE BARFIELD	May 1, 1987	vs Texas	Jose Guzman, Mitch Williams
JESSE BARFIELD(15)	May 8, 1987	at Texas	Jose Guzman
GEORGE BELL	May 9, 1987	at Texas	Ed Correa, Dale Mohorcic
LLOYD MOSEBY	May 10, 1987	at Texas	Bobby Witt, Dale Mohorcic
GEORGE BELL	May 22, 1987	at Seattle	Scott Bankhead
KELLY GRUBER(1)	May 22, 1987	at Seattle	Scott Bankhead, Jerry Reed
GEORGE BELL	May 25, 1987	at Seattle	Mike Morgan, Steve Shields
GEORGE BELL	June 8, 1987	at New York	Rick Rhoden, Rich Bordi
GEORGE BELL	June 11, 1987	at Baltimore	John Habyan
RANCE MULLINIKS	June 24, 1987	at Detroit	Jack Morris
GARTH IORG(1)	July 20, 1987	at Texas	Charlie Hough
GEORGE BELL	July 29, 1987	vs Boston	Bruce Hurst
FRED McGRUFF(1)	August 4, 1987	at Chicago	Neil Allen
GEORGE BELL	August 30, 1987	vs Oakland	Jose Rijo, Dennis Lamp
ERNIE WHITT(3)	Sept. 12, 1987	vs New York	Rick Rhoden, Bill Fulton
GEORGE BELL(11)	Sept. 14, 1987	vs Baltimore	Eric Bell, Mike Kinnunen
RANCE MULLINIKS(3)	Sept. 14, 1987	vs Baltimore	Ken Dixon, Eric Bell
LLOYD MOSEBY(7)	Sept. 29, 1987	vs Milwaukee	Chris Bosio

## BLUE JAYS WHO HAVE HIT THREE HOME RUNS IN A GAME

Player	Date	OPP	Pitchers
OTTO VELEZ	May 4, 1980	at Cleveland (1st g)	Dan Spillner, Wayne Garland, Sid Monge
ERNIE WHITT	Sept. 14, 1987	vs Baltimore	Ken Dixon (2), Tony Arnold

## BLUE JAYS MULTIPLE HIT GAMES

## FIVE HITS

## Roy Howell

—Sept. 10/77 vs New York (A) (5 for 6; 4 runs; 1-1B; 2-2B; 2HR; 9 RBI)

## Rick Bosetti

—Apr. 27/79 vs Milwaukee (H) (5 for 5; 2 runs; 4-1B; 1-2B; 1RBI)

## FOUR HITS

## Alan Ashby (1)

—Aug. 20/78 vs Minnesota (A) 3-1B; 1-2B

## Bob Bailor (6)

—May 15/77 vs Minnesota (A) 3-1B; 1-2B

—June 24/77 vs Baltimore (A) 4-1B

—July 9/77 vs Cleveland (A) 3-1B; 1-3B

—Aug. 12/78 vs Kansas City (H) 3-1B; 1-3B

—Aug. 13/78 vs Kansas City (H) 4-1B

—Aug. 30/78 (2nd game) vs Boston (A) 3-1B; -2B

## Jesse Barfield (10)

—May 6/83 vs Kansas City (H) 3-1B; 1-2B

—Sept. 17/83 vs Minnesota (A) 2-1B; 1-2B; 1-HR

—July 1/84 vs Oakland (H) 1-1B; 1-2B; 2-HR

—July 19/84 vs Seattle (A) 2-1B; 2-2B

—Aug. 15/84 (2nd game) vs Cleveland (A) 3-1B; 1-HR

—May 3/85 vs Seattle (A) 4-1B

—June 16/87 vs Detroit (H) 4-1B

—July 16/87 vs Minnesota (A) 3-1B; 1-2B

—Sept. 14/87 vs Baltimore (H) 3-1B; 1-2B

—Sept. 26/87 vs Detroit (H) 3-2B; 1-2B

## George Bell (4)

—Aug. 3/83 vs New York (H) 1-1B; 2-2B; 1-3B

—Sept. 28/85 vs Milwaukee (A) 4-1B

—Aug. 28/86 vs Cleveland (A) 2-1B; 2-2B

—July 26/87 vs Minnesota (H) 3-1B; 1-2B

## Barry Bonnell (3)

—May 26/81 vs California (A) 1-1B; 2-2B; 1-HR

—July 1/82 vs Seattle (H) 3-1B; 1-2B

—Aug. 7/83 vs Milwaukee (A) 4-1B

## Rick Bosetti (3)

—Aug. 29/78 vs Texas (A) 4-1B

—June 8/79 vs Oakland (A) 3-1B; 1-HR

—Sept. 9/79 vs Cleveland (A) 2-1B; 2-2B

## Rico Carty (1)

—May 12/78 vs Seattle (H) 3-1B; 1-2B Dave Collins (4)

—July 11/83 vs Kansas City (A) 4-1B

—July 22/83 vs Texas (A) 2-1B; 2-2B

—Aug. 27/83 vs Detroit (A) 4-1B

—Aug. 21/84 vs Cleveland (H) 4-1B

## Ted Cox (1)

—Sept. 25/81 vs California (A) 4-1B

## Ron Fairly (2)

—June 20/77 vs Cleveland (H) 4-1B

—Sept. 10/77 vs New York (A) 3-1B; 1-HR

## Tony Fernandez (6)

—Aug. 15/84 (2nd game) vs Cleveland (A) 4-1B

—Sept. 29/85 vs Milwaukee (A) 3-1B; 1-3B

—Aug. 28/86 vs Cleveland (A) 2-1B; 1-2B; 1-3B

—Sept. 13/86 vs Milwaukee (A) 3-1B; 1-2B

—June 13/87 vs Baltimore (A) 3-1B; 1-2B

—June 16/87 vs Detroit (H) 3-1B; 1-2B

## Damaso Garcia (9)

—Aug. 15/81 vs Milwaukee (H) 3-1B; 1-2B

—June 27/82 vs Minnesota (H) 3-1B; 1-HR

—June 12/84 vs Detroit (H) 3-1B; 1-2B

—May 10/85 vs Seattle (H) 2-1B; 1-2B; 1-3B

—May 17/85 vs Minnesota (A) 4-1B

—May 21/85 vs Chicago (H) 4-1B

—June 1/85 vs Cleveland (H) 3-1B; 1-3B

—June 27/86 vs New York (A) 4-2B

—July 10/86 vs Oakland (H) 4-1B

## Alfredo Griffin (5)

—May 18/79 vs Baltimore (H) 3-1B; 1-2B

—June 17/79 vs Oakland (H) 4-1B

—July 31/79 vs Kansas City (A) 3-1B; 1-3B

—July 11/82 vs Chicago (H) 2-1B; 2-2B

—June 2/84 vs New York (H) 4-1B

## Kelly Gruber (1)

—May 22/87 vs Seattle (A) 2-1B; 2-HR

## Barry Bonnell

—Apr. 10/82 vs Milwaukee (H) (5 for 5; 1 run; 4-1B; 1-2B)

## Damaso Garcia

—June 19/82 vs Oakland (A) (5 for 5; 1 run; 5-1B)

## Roy Howell (9)

—June 11/77 vs Seattle (A) 3-1B; 1-2B

—June 22/77 vs Cleveland (H) 3-1B; 1-2B

—Aug. 7/77 (2nd game) vs Milwaukee (A) 4-1B

—Apr. 14/78 vs Detroit (H) 4-1B

—June 21/78 vs Detroit (H) 2-1B; 2-2B

—May 22/79 vs Cleveland (H) 3-1B; 1-2B

—Aug. 27/79 vs Oakland (H) 2-1B; 1-2B; 1-HR

—Apr. 11/80 vs Seattle (A) 3-1B; 1-2B

—July 3/80 vs Detroit (A) 2-1B; 2-2B

## Garth Iorg (2)

—Aug. 9/83 vs New York (A) 3-1B; 1-2B

—Apr. 19/84 vs Baltimore (H) 3-1B; 1-3B

## Cliff Johnson (2)

—June 10/84 vs New York (A) 3-1B; 1-2B

—Sept. 29/84 vs Milwaukee (A) 2-1B; 1-2B; 1-HR

## Buck Martinez (2)

—June 14/83 vs Oakland (H) 2-1B; 1-2B; 1-HR

—July 4/78 vs Detroit (A) 4-1B

## Len Matuszek (1)

—June 13/85 vs Boston (A) 1-1B; 2-2B; 1-HR

## John Mayberry (3)

—Apr. 5/79 vs Kansas City (A) 3-1B; 1-2B

—Apr. 9/80 vs Seattle (A) 1-1B; 1-2B; 2-HR

## Lloyd Moseby (7)

—Sept. 22/80 vs Detroit (A) 2-1B; 2-2B

—May 20/81 vs Chicago (H) 4-1B

—May 1/82 vs Kansas City (A) 4-1B

—Apr. 19/83 vs Cleveland (H) 2-1B; 2-HR

—Sept. 4/83 vs Detroit (H) 3-1B; 1-2B

—Aug. 19/86 vs Chicago (H) 3-1B; 1-2B

—May 14/87 vs Minnesota (A) 2-1B; 1-2B; 1-HR

## Dave McKay (1)

—Sept. 8/78 vs Baltimore (H) 2-1B; 1-3B; 1-HR

## Rance Mulliniks (1)

—June 13/85 vs Boston (A) 1-1B; 2-2B; 1-HR

## Willie Upshaw (5)

—May 28/78 vs New York (A) 3-1B; 1-HR

—Aug. 30/83 vs Boston (H) 4-1B

—Sept. 21/83 vs Seattle (H) 3-1B; 1-2B

—Apr. 22/84 vs California (H) 2-1B; 2-2B

—July 9/85 vs Seattle (A) 3-1B; 1-3B

## Otto Velez (2)

—Sept. 5/78 vs Cleveland (H) 2-1B; 1-2B; 1-HR

—May 8/80 vs Cleveland (A) 3-1B; 1-2B

## Ernie Whit (4)

—July 18/80 vs California (A) 4-1B

—Aug. 3/82 vs Milwaukee (H) 3-1B; 1-HR

—June 12/83 vs California (A) 2-1B; 1-2B; 1-HR

—May 14/87 vs Minnesota (A) 2-1B; 2-2B

## Al Woods (6)

—May 9/77 vs Seattle (H) 4-1B

—Sept. 10/77 vs New York (A) 3-1B; 1-2B

—Aug. 20/78 vs Minnesota (A) 2-1B; 1-2B; 1-3B

—June 23/79 vs Boston (A) 3-1B; 1-2B

—July 26/80 (2nd game) vs Seattle (H) 3-1B; 1-2B

—Oct. 4/80 (1st game) vs Boston (A) 3-1B; 1-HR

## BLUE JAYS' TRADES

DATE	CLUB	OBTAINED	FOR
11-5-76	Cleveland	Alan Ashby, c	Al Fitzmorris, rhp
112-6-76	Cleveland	Doug Howard, 1b-of Rick Cerone, c John Lowenstein, of	Rico Carty, 1b-of
2-17-77	San Diego	Jerry Johnson, rhp	Dave Roberts, c-if
2-24-77	Oakland	Ron Fairly, 1b-of	Mike Weathers, if
3-29-77	Cleveland	Hector Torres, if	John Lowenstein, of
5-9-77	Texas	Roy Howell, if	Steve Hargan, rhp Jim Mason, if
12-6-77	St. Louis	Tom Underwood, lhp Victor Cruz, rhp	Peter Vuckovich, rhp John Scott, of
12-8-77	California	Pat Kelly, c Butch Alberts, 1b-of	Ron Fairly, 1b-of
3-3-78	St. Louis	Rick Bosetti, of	Tom Bruno, rhp
3-3-78	Cleveland	Rico Carty, dh	Dennis DeBarr, lhp
4-28-78	Milwaukee	Tim Johnson, inf	Tim Nordbrook, inf
8-15-78	Oakland	Willie Horton, dh Phil Huffman, rhp	Rico Carty, dh
9-12-78	San Diego	Mark Wiley, rhp	Andrew Dyes, of
11-27-78	Houston	Mark Lemongello, rhp Joe Cannon, of Pedro Hernandez, inf	Alan Ashby, c
12-5-78	Houston	Don Pisker, of	Gary Woods, of
12-6-78	Cleveland	Alfredo Griffin, inf Phil Lansford, 3b	Victor Cruz, rhp
11-1-79	New York (AL)	Chris Chambliss, 1b Paul Mirabella, lhp Damaso Garcia, inf	Tom Underwood, lhp Rick Cerone, c Ted Wilborn, of
12-5-79	Atlanta	Barry Bonnell, of Joey McLaughlin, rhp Pat Rockett, inf	Chris Chambliss, 1b Luis Gomez, ss
12-12-80	New York (NL)	Roy Lee Jackson, rhp	Bob Bailor, if-of
4-6-81	New York (NL)	Mark Bombardier, rhp	Charlie Puleo, rhp
5-11-81	Milwaukee	Buck Martinez, c	Gil Kubski, of
6-10-81	Oakland	Future considerations	Rick Bosetti, of
11-18-81	New York (AL)	Aurelio Rodriguez, if	Mike Lebo, c
12-28-81	Minnesota	Hosken Powell, of	Greg Wells, 1b
12-28-81	Chicago (NL)	Dave Geisel, lhp	Paul Mirabella, lhp
3-25-82	Kansas City	Rance Mulliniks, if	Phil Huffman, rhp
4-2-82	Chicago (AL)	Wayne Nordhagen, of-dh	Aurelio Rodriguez, 3b
5-5-82	New York (AL)	Dave Revering, 1b-dh Jeff Reynolds, 3b	John Mayberry, 1b
6-15-82	Philadelphia	Dick Davis, of	Wayne Nordhagen, of (to Pittsburgh)
10-27-82	New York (AL)	Tucker Ashford, 3b	'conditional'
11-5-82	Oakland	Cliff Johnson, dh	Al Woods, of
12-9-82	New York (AL)	Dave Collins, of Mike Morgan, rhp Fred McGriff, 1b	Dale Murray, rhp Tom Dodd, of-c
2-4-83	Kansas City	Cecil Fielder, 1b	Leon Roberts, of
2-4-83	New York (NL)	Jorge Orta, dh-of	Steve Senteney, rhp
12-9-83	Seattle	Bryan Clark, lhp	Barry Bonnell, of
12-19-83	Kansas City	Willie Aikens, if-dh	Jorge Orta, dh-of
12-8-84	Oakland	Bill Caudill, rhp	Dave Collins, of Alfredo Griffin, ss
1-26-85	San Francisco	Gary Lavelle, lhp	Jim Gott, rhp Jack McKnight, rhp Augie Schmidt, if
4-1-85	Philadelphia	Len Matuszek, 1b-dh	Dave Shipanoff, rhp Jose Escobar, if Ken Kinnard, of
7-9-85	Los Angeles	Al Oliver, dh	Len Matuszek, 1b-dh
8-29-85	Texas	Cliff Johnson, dh	Matt Williams, rhp Greg Ferlanda, rhp Jeff Mays, rhp
7-5-86	Atlanta	Duane Ward, rhp	Doyle Alexander, rhp
7-6-86	Atlanta	Joe Johnson, rhp	Jim Acker, rhp
2-2-87	Atlanta	Craig McMurry, rhp	Damaso Garcia, if Luis Leal, rhp
7-14-87	Kansas City	Juan Beniquez, of-dh	Luis Aquino, rhp

## CANADIAN PLAYERS IN BLUE JAYS ORGANIZATION

Name	Position	Birthdate	Hometown	1986 Club
Boucher, Denis	LHP	March 7/68	Lachine, Que.	—
Butler, Alan	LHP	Mar. 16/68	Toronto, Ont.	St. Catherines
Ducey, Rob	OF	May 24/65	Cambridge, Ont.	Syracuse Toronto
Horsman, Vince	LHP	Mar. 9/67	Dartmouth, NS	Myrtle Beach
Wilson, Nigel	OF	Jan. 12/70	Ajax, Ontario	—

## BLUE JAY TEAM RECORDS

CATEGORY	GENERAL RECORD	YEAR
Doubleheaders, Most Played	17	1978
Fewest Played	1	1987
Best Record	5-1-4	1980
Most Wins	5	1980
Most Losses	8	1978
Most Split	8	1977
Extra Innings, Most Wins	12	1985
Most Losses	13	1986
Most Played	23	1986
Fewest Played	9	1981
Games	163	1984, 1986
Games Won	99	1985
Games Lost	109	1979
Games Won, Consecutively	11	June 2-13, 1987
Games Lost, Consecutively	12	May 31-June 11 & August 10, 1981
Home Wins, Consecutive	10	July 21-28, August 2-3, 1985
Home Losses, Consecutive	9	Aug. 26-28, Sept. 2-5 (dh)-6, 1977
Road Wins, Consecutive	7	Apr. 14, 26-May 1, 1985; May 25; June 8-13, 1987
Road Losses, Consecutive (over two seasons)	10 10	Aug. 19-22, Sept. 3(dh), 6-9, 1979 1977 (9), 1978 (1)
Games Won, Highest Percentage	.615 (99-62)	1985
Home Record, Best	54-26 (.675)	1985
Road Record, Best	45-36 (.556)	1985
Homestand, Best	10-1	May 17-27, 1984
Worst	0-6	Sept. 26-Oct. 1, 1980
Home Wins, Fewest	25	1977
Road Wins, Fewest	21	1979
Home Losses, Most	55	1977
Road Losses, Most	60	1979
Road Trip, Best	6-1	June 8-14, 1987
Worst	0-6	Sept. 26-Oct. 1, 1978
	0-6	July 19-23, 1979
	0-6	Sept. 3-9, 1979
One Club, Most Wins vs	12	vs Baltimore, 1987
Most Losses vs	12	Boston (77) & Milwaukee, (78)
Most Home Wins	6	Balt., 1978, 1987; Tex., 1982, 1987; Minn., 1984; Sea., 1985
Most Home Losses	6	Bos. (77); Clev. (78); Det. (79); Balt. (82)
Most Road Wins	6	Oakland, 1982; Baltimore, 1987
Most Road Losses	8	Milwaukee, 1978
One Run Games, Most	59	1984
Most Wins	34	1984
Most Losses	30	1978, 1982
Fewest Wins	17	1977
Fewest Losses	20	1983
Two Run Games, Most	38	1980
Most Wins	20	1980
Most Losses	23	1979
Fewest Wins	7	1984
Fewest Losses	12	1984
Day Games, Played	65	1979
Most Won	35	1983
Most Lost	44	1979
Night Games, Played	106	1980
Most Won	67	1987
Most Lost	68	1977, 1980
Players Used, Most	40	1979, 1985
Fewest	33	1983, 1984
Pitchers Used, Most	19	1979
Fewest	13	1982, 1984
Righthanders, Most Wins vs	75	1985
Lefthanders, Most Wins vs	35	1982
Righthanders, Most Losses vs	75	1979
Lefthanders, Most Losses vs	44	1982
Shutouts, Both Teams, Most	24	1978, 1981
Most Wins	13	1982
Most Losses	20	1981
Fewest Won	3	1977
Fewest Lost	4	1984
Most vs One Team	3	vs Chi (78); Oak (79); Sea (80); Chi (86)
Most By Opponents	4	vs Milwaukee, 1978
Winning Margin, Highest	16	vs New York, Sept. 10, 1977
Highest by Foe	22	vs California, Aug. 25, 1979
Artificial Turf, Most Won	64	1985
Most Lost	60	1977 & 1978
Natural Turf, Most Won	35	1987
Most Lost	52	1978

## BLUE JAY TEAM RECORDS (Continued)

## BATTING

CATEGORY	RECORD	YEAR
At Bats, Most	5716	1986
Batting Average, Highest	.277	1983
Lowest	.250	1978
Lowest	.226	(106 games) 1981
Grounded Into Double Plays	156	1977
Hit By Pitcher, Most	52	1984
Fewest	23	1977 & 1978
Hits, Most	1555	1984
Fewest	1358	1978
Hits vs One Club, Most	152	vs Detroit, 1978
Fewest	73	vs California, 1978
Home Runs, Most	215	1987
Fewest	95	1979
Home, Most	101	1983 & 1987
Fewest	45	1977
Road, Most	114	1987
Fewest	44	1982
Home Runs vs One Club, Most	31	vs Baltimore, 1987
Fewest	2	vs KC & Minn, 1977
Fewest	2	vs Minn & Oak, 1978
Grand Slams, Most	3	1979, 1983, 1985, 1986, 1987
Inside The Park, Most	4	1983
Left On Base, Most	1177	1984
Fewest	1064	1979
Singles, Most	1069	1984
Fewest	970	1980
Doubles, Most	285	1986
Fewest	217	1978
Triples, Most	68	1984
Fewest	34	1979
Pinch Hits, Most	71	1982
Fewest	12	1979
Pinch Hits Home Runs, Most	6	1984
Pinch Hit Average, Highest	.290	1983
Runs Batted In, Most	790	1987
Fewest	550	1978
Runs Scored, Most	845	1987
Fewest	590	1978
Sacrifices, Most	81	1977
Sacrifices, Fewest	21	1985
Sacrifice Flies, Most	54	1983
Slugging Percentage, Highest	.446	1987
Lowest	.358	1978
Lowest	.330	(106 games) 1981
Stolen Bases, Most Stolen	193	1984
Times Caught	81	1982
Fewest Stolen	28	1978
Strikeouts, Most	970	1987
Fewest	645	1978
Total Bases, Most	2512	1987
Fewest	1947	1978
Walks, Most	555	1987
Fewest	415	1982
On-Base Percentage, Highest	.372	1983
Lowest	.293	1977
Lowest	.288	(106 games) 1981

## FIELDING

CATEGORY	RECORD	YEAR
Assists, Most	1938	1980
Fewest	1637	1983
Chances Accepted, Most	6468	1980
Fewest	6088	1983
Double Plays, Most	206	1980
Fewest	133	1977
Errors, Most	164	1977
Fewest	100	1986
Fielding Average, Highest	.984	1986
Lowest	.974	1977
Passed Balls, Most	16	1978
Fewest	3	1985
Putouts, Most	4428	1986
Fewest	4251	1979
Triple Plays	2	1979
Most Errorless Games	96	1986
Most Consecutive Errorless Games	11	1986

# 118 • INDIVIDUAL RECORDS

## Blue Jays Team Records (continued)

### PITCHING

CATEGORY	RECORD	YEAR
Complete Games, Most	44	1979
Fewest	16	1986
Earned Run Average, Lowest	3.29	1985
Highest	4.81	1979
Hit Batsmen, Most	45	1986
Fewest	20	1977
Hits, Most	1568	1977
Fewest	1312	1985
Home Runs, Most	165	1979
Fewest	135	1980
Home, Most	94	1977
Home, Fewest	70	1982
Road, Most	91	1979
Road, Fewest	58	1977
One Hit Games	2	1979, 1982
Runs, Most	862	1979
Fewest	588	1985
Earned Runs, Most	758	1979
Fewest	529	1985
Relief Appearances, Most	336	1987
Fewest	187	1977
Saves, Most	47	1985
Fewest	11	1979
Strikeouts, Most	1064	1987
Fewest	611	1979
Walks, Most	635	1980
Fewest	484	1985
Wild Pitches, Most	63	1979
Fewest	25	1983
Shutouts, Most	13	1982
Fewest	3	1977
1-0 Games, Won, Most	5	1980
1-0 Games, Lost, Most	3	1979

R - Right hand batter  
 L - Left hand batter  
 B - Switch hitter  
 \* - League Leader

### SEASON INDIVIDUAL RECORDS

#### BATTING

Highest Average (502 Plate App.)	(R)	.310	Bob Bailor-'77
		.310	Damaso Garcia-'82
	(L)	.315	Lloyd Moseby-'83
	(B)	.322	Tony Fernandez-'87
Highest Average (100 games)	(R)	.318	Barry Bonnell-'83
	(L)	.324	Rance Mulliniks-'84
	(B)	.322	Tony Fernandez-'87
Highest Average as Blue Jay	(R)	.318	Barry Bonnell-'83
	(L)	.324	Rance Mulliniks-'84
	(B)	.322	Tony Fernandez-'87
Most Games	(R)	162	Rick Bosetti-'79
	(L)	160	Willie Upshaw-'82/'83
	(B)	*163	Tony Fernandez-'86
Most at Bats	(R)	641	George Bell-'86
	(L)	592	Lloyd Moseby-'84; '87
	(B)	687	Tony Fernandez-'86
Most Runs	(R)	111	George Bell-'87
	(L)	106	Lloyd Moseby-'87
	(B)	91	Tony Fernandez-'86
Most Hits	(R)	198	George Bell-'86
	(L)	177	Willie Upshaw-'83
	(B)	213	Tony Fernandez-'86
Most Total Bases	(R)	369	George Bell-'87
	(L)	296	Willie Upshaw-'83
	(B)	294	Tony Fernandez-'86
Highest Slugging Percentage	(R)	.605	George Bell-'87
	(L)	.515	Willie Upshaw-'83
	(B)	.428	Tony Fernandez-'86
Most Singles	(R)	145	Damaso Garcia-'82
	(L)	117	Willie Upshaw-'83
	(B)	*161	Tony Fernandez-'86
Most Extra Base Hits	(R)	83	George Bell-'87
	(L)	61	Lloyd Moseby-'84
	(B)	52	Tony Fernandez-'86
Most Doubles	(R)	39	George Bell-'84
	(L)	34	Rance Mulliniks-'83
	(B)	33	Tony Fernandez-'86

SEASON INDIVIDUAL RECORDS, BATTING (Continued)

Most Triples	(R) . . . . .	9	Jesse Barfield-'85
	(L) . . . . .	* 15	Lloyd Moseby-'84
	(B) . . . . .	* 15	Alfredo Griffin-'80
Most Home Runs	(R) . . . . .	15	Dave Collins-'84
	(L) . . . . .	47	George Bell-'87
	(B) . . . . .	30	John Mayberry-'80
Most Home Runs—Home	(R) . . . . .	10	Tony Fernandez-'86
	(L) . . . . .	22	Jesse Barfield-'83
	(B) . . . . .	16	Willie Upshaw-'83
Road	(R) . . . . .	28	George Bell-'87
	(L) . . . . .	20	John Mayberry-'80
	(B) . . . . .	2	George Bell-'85; '87
Most Grand Slam Homers	(R) . . . . .	2	Roy Howell-'79
	(L) . . . . .	2	George Bell-'87
	(B) . . . . .	* 134	Willie Upshaw-'83
Most Runs Batted In	(R) . . . . .	104	Tony Fernandez-'87
	(L) . . . . .	67	Jesse Barfield-'86
	(B) . . . . .	69	Lloyd Moseby-'84
Most Base On Balls	(R) . . . . .	78	Willie Upshaw-'86
	(L) . . . . .	78	Tony Fernandez-'87
	(B) . . . . .	51	Jesse Barfield-'86
Most Times Striking Out	(R) . . . . .	146	Lloyd Moseby-'87
	(L) . . . . .	124	Dave McKay-'78
	(B) . . . . .	90	Luis Gomez-'78
Most Sacrifice Bunts	(R) . . . . .	19	Alfredo Griffin-'84
	(L) . . . . .	12	Alfredo Griffin-'79
	(B) . . . . .	16	Buck Martinez-'84
Most Sacrifice Flies	(R) . . . . .	9	George Bell-'87
	(L) . . . . .	9	John Mayberry-'78
	(B) . . . . .	7	Willie Upshaw-'83
Most Sacrifices Total	(R) . . . . .	7	Lloyd Moseby-'84
	(L) . . . . .	7	Rick Leach-'86
	(B) . . . . .	7	Lloyd Moseby-'86
Most Times Hit by Pitch	(R) . . . . .	5	Alfredo Griffin-'80
	(L) . . . . .	22	Luis Gomez-'78
	(B) . . . . .	16	Alfredo Griffin-'84
Most Times GIDP	(R) . . . . .	20	Alfredo Griffin-'79
	(L) . . . . .	9	Damaso Garcia-'84
	(B) . . . . .	8	John Mayberry-'81
Fewest Times GIDP (100 games)	(R) . . . . .	8	Lloyd Moseby-'82 & '84
	(L) . . . . .	9	Dave Collins-'84
	(B) . . . . .	21	Rico Carty-'79
Fewest Times Striking Out (502 Plate App.)	(R) . . . . .	16	Roy Howell-'77
	(L) . . . . .	2	Buck Martinez-'84
	(B) . . . . .	3	Fred McGriff-'87
Most GWRBI's	(R) . . . . .	0	Dave Collins-'84
	(L) . . . . .	21	Bob Bailor-'78
	(B) . . . . .	38	Al Woods-'77
Most Pinch-Hits	(R) . . . . .	16	George Bell-'87
	(L) . . . . .	14	Willie Upshaw-'82
	(B) . . . . .	11	Wayne Nordhagen-'82
Most Stolen Bases	(R) . . . . .	11	Cliff Johnson-'84
	(L) . . . . .	10	Hosken Powell-'82
	(B) . . . . .	10	Rance Mulliniks-'83
		10	Rick Leach-'86
		60	Dave Collins-'84

PITCHING

Most Wins	(R) . . . . .	17	Dave Stieb-'82/'83
	(L) . . . . .	17	Doyle Alexander-'84/'85
Most Home Wins	(R) . . . . .	17	Jimmy Key-'87
	(L) . . . . .	12	Doyle Alexander-'84
	(B) . . . . .	10	Jimmy Key-'85/'87
Most Road Wins	(R) . . . . .	10	Jeff Musselman-'87
	(L) . . . . .	9	Jim Clancy-'82/'86
	(B) . . . . .	8	John Cerutti-'87
Most Losses	(R) . . . . .	18	Phil Huffman-'79
	(L) . . . . .	18	Jerry Garvin-'77
	(B) . . . . .	10	Jesse Jefferson-'77
Most Home Losses	(R) . . . . .	10	Dave Stieb-'80
	(L) . . . . .	9	Jerry Garvin-'80
	(B) . . . . .	12	Luis Leal-'82
Most Road Losses	(R) . . . . .	9	Jerry Garvin-'77
	(L) . . . . .	9	Dave Stieb-'82
	(B) . . . . .	31	Jerry Garvin-'77
Most Decisions	(R) . . . . .	28	Doyle Alexander-'84
	(L) . . . . .	* 739	John Cerutti-'87
	(B) . . . . .	* 733	Dave Stieb-'85
Highest Winning Pct (10 decisions)	(R) . . . . .	* 2.48	Jimmy Key-'87
	(L) . . . . .	* 2.76	Mark Eichhorn-'86
	(B) . . . . .	* 1.72	Jimmy Key-'87
Lowest ERA (162 IP)	(R) . . . . .	* 2.76	Mark Eichhorn-'87
	(L) . . . . .	89	Gary Lavelle-'85
	(B) . . . . .	69	Jim Clancy-'82
Lowest ERA (100 IP)	(R) . . . . .	40	Jimmy Key-'87
	(L) . . . . .	36	Dave Stieb-'82
	(B) . . . . .	19	Jerry Garvin-'77
Most Appearances	(R) . . . . .	12	Tom Underwood-'79
	(L) . . . . .	12	
	(B) . . . . .	12	

# 120 • INDIVIDUAL RECORDS / HITTING STREAKS

## SEASON INDIVIDUAL RECORDS, PITCHING (Continued)

Most Shutouts	(R)	5	Dave Stieb-'82
	(L)	2	Jimmy Key-'86
Most Innings Pitched	(R)	288.1	Dave Stieb-'82
	(L)	261.0	Jimmy Key-'87
Most Hits Allowed	(R)	278	Dave Lemanczyk-'77
	(L)	247	Jerry Garvin-'77
Most Runs Allowed	(R)	143	Dave Lemanczyk-'77
	(L)	127	Jerry Garvin-'77
Most Earned Runs Allowed	(R)	125	Jim Clancy-'84
	(L)	114	Jerry Garvin-'77
Most Home Runs Allowed	(R)	29	Dave Stieb-'86
	(L)	33	Jerry Garvin-'77
Most Bases on Balls	(R)	128	Jim Clancy-'80
	(L)	95	Tom Underwood-'79
Most Strikeouts	(R)	198	Dave Stieb-'84
	(L)	161	Jimmy Key-'87
Most Hit Batsmen	(R)	15	Dave Stieb-'83
	(L)	9	Tom Underwood-'79
Most Balks	(R)	2	Dave Stieb-'80
	(L)	2	Luis Leal-'83
	(L)	5	Jimmy Key-'87
Most Wild Pitches	(R)	20	Dave Lemanczyk-'77
	(L)	11	Tom Underwood-'79
Most Relief Appearances	(R)	89	Mark Eichhorn-'87
	(L)	69	Gary Lavelle-'85
Most Relief Wins	(R)	14	Mark Eichhorn-'86
	(L)	12	Jeff Musselman-'87
Most Relief Losses	(R)	10	Tom Buskey-'79
	(L)	7	Mike Willis-'78
	(L)	7	Jerry Garvin-'80
	(L)	7	Gary Lavelle-'85
Most Saves	(R)	34	Tom Henke-'87
	(L)	10	Jimmy Key-'84
Most Decisions in Relief	(R)	20	Mark Eichhorn-'86
	(L)	17	Jeff Musselman-'87
Highest Total of Wins & Saves (Relief Only)	(R)	36	Tom Henke-'86
	(L)	15	Jeff Musselman-'87
Innings Pitched In Relief	(R)	157.0	Mark Eichhorn-'86
	(L)	92.1	Mike Willis-'77
Most Games Finished	(R)	62	Tom Henke-'87
Most Consecutive Won, Season	(R)	11	Dennis Lamp-'85
	(L)	6	Jimmy Key-'85
Most Consecutive Lost, Season	(R)	9	Jeff Byrd-'77
	(L)	10	Jerry Garvin-'77
	(L)	10	Paul Mirabella-'80
Best Start	(R)	11-0 Relief	Dennis Lamp-'85
	(R)	7-0 Starter	Tom Filer-'85
	(L)	5-0	Jerry Garvin-'77

## LONGEST HITTING STREAKS

Club Record 21 games, Damaso Garcia & Lloyd Moseby, 1983  
 20 games, Damaso Garcia, 1982  
 19 games, Alfredo Griffin, 1980  
 18 games, Damaso Garcia, 1986  
 18 games, Tony Fernandez, 1987  
 17 games, John Mayberry, 1980  
 17 games, Damaso Garcia, 1982  
 17 games, George Bell, 1987  
 16 games, Dave McKay, 1978  
 16 games, Jesse Barfield, 1985  
 16 games, Damaso Garcia, 1985  
 15 games, Roy Howell, 1977  
 15 games, George Bell, 1986

Active Blue Jays	Year	Streak
Jesse Barfield	1985	16
George Bell	1987	17
Juan Beniquez	1977 (Texas)	16
Rob Ducey	1987	3
Tony Fernandez	1987	18
Cecil Fielder	1985	5
Kelly Gruber	1987	7
Rick Leach	1986	6
Nelson Liriano	1987	5
Manny Lee	1987	4
Fred McGriff	1987	6
Lloyd Moseby	1983	21
Rance Mulliniks	1985, 86, 87	9
Lou Thornton	1985	3
Willie Upshaw	1983	12
Ernie Whitt	1985	10

## MISCELLANEOUS

Most Consecutive Wins	11	Dennis Lamp	Apr. 26–Oct. 6/85
Most Consecutive Losses (Season)	10	Jerry Garvin	June 16–Aug. 7/77
	10	Jerry Garvin	May 21–July 23/78
	10	Paul Mirabella	May 23–Sept. 29/80
	9	Jeff Byrd	Aug. 11–Sept. 27/77
	9	Tom Underwood	Apr. 5–June 10/79
	9	Juan Berenguer	Aug. 24–Oct. 2/81
Most Consecutive Losses	13	Tom Underwood	Aug. 28–Sept. 26/78 (4) & Apr. 5–June 10/79 (9)
Most Consecutive Shutouts	2	Dave Stieb	July 16–July 21/80
Most Consecutive Complete Games	7	Dave Stieb	June 18–July 21/80
Most Consecutive Scoreless Innings	26	Dave Stieb	May 17–June 2/85
Most Consecutive Games, one or more RBI's	8	Willie Upshaw	Sept. 11–20/83
Most Consecutive Hits	8	Rance Mulliniks	Aug. 24–27/84
Most Consecutive Times Reached Base	10	Rance Mulliniks	Aug. 24–27/84
Most Consecutive Games Reached Base Safely	26	Lloyd Moseby	1983
Most Consecutive Hits, Team	8	vs Minnesota (A) (1st inning)	Aug. 23/86
Most Home Runs, One Inning	3	vs Seattle (A) (9th inning)	June 23/82
		vs Detroit (H) (4th inning)	May 23/83
		vs Oakland (H) (6th inning) (Cons.)	Apr. 26/84
		vs Detroit (A) (4th inning)	June 5/84
		vs Oakland (H) (7th inning)	Aug. 30/87
		vs New York (H) (8th Inning) (Cons.)	Sept. 12/87
		vs Baltimore (H) (2nd inning)	Sept. 14/87
Home Runs in Consecutive AB's	3	Cliff Johnson	June 20–21/83
Most Consecutive Stolen Bases	19	Damaso Garcia	1982
Most Runs, One Inning	11	vs Seattle (A) (9th inning)	July 20/84
Most Hits, One Inning	11	vs Seattle (A) (9th inning)	July 20/84
Most Batters, One Inning	16	vs Seattle (A) (9th inning)	July 20/84
Most Errors, Game	6	Texas (A)	May 13/82
Most Double Plays, Game	5	California (A)	May 7/80
	5	Boston (H)	Sept. 25/85, 13 innings
Most Innings, Home	15	vs Minnesota	Aug. 28/80
Road	17	vs Boston	Oct. 4/80 (1st game)
Hitting Streak	21	Damaso Garcia	1983
	21	Lloyd Moseby	1983
Most Consecutive Times Shutout	3		May 13–15/81
Most Consecutive Complete Games	4		Sept. 20, 21, 23, 24/83
Most Consecutive Shutout Games	3		May 21, 22, 23/83
Most Consecutive Shutout Innings	28		June 4, 5, 6, 7/85
Most Consecutive Games Played	403	Tony Fernandez	Sept. 21/84–June 24/87
Consecutive Games with At Least One Home Run	13	(17 Home Runs)	May 19–June 2/85
Most Years, Pitcher	11	Jim Clancy	1977–1987
Most Years, Non-Pitcher	10	Ernie Whitt	1977–1987

## STRIKEOUTS HIGHS

Club record: 12, Pete Vuckovich, vs Baltimore, June 26/77

Active Blue Jays	No.	Game
John Cerutti	8	vs Texas, August 17/86
John Cerutti	8	vs Kansas City, July 3/87 (2nd game)
Jim Clancy	11	vs Chicago, Sept. 5/80
Jim Clancy	11	vs Kansas City, July 12/87
Steve Davis	6	vs Minnesota, Sept. 6/85
Mark Eichhorn	8	vs Seattle, July 8/86
Mike Flanagan	13 (Orioles)	vs Detroit, Sept. 27/77
Mike Flanagan	13 (Orioles)	vs Boston, June 30/78
Tom Henke	7	vs Seattle, May 10/86
Jimmy Key	10	vs Seattle, July 7/86
Jeff Musselman	5	vs Boston, April 18/87
Jose Nunez	11	vs Kansas City, July 9/87
Dave Stieb	11 (10 inn)	vs Detroit, Sept. 4/83
Duane Ward	3	vs Seattle, Sept. 4/87
David Wells	6	vs Baltimore, Sept. 22/87
		vs Detroit, Det. 3/87

## FIELDING—SEASON

\*Based on 100 games

CATEGORY		RECORD	PLAYER	YEAR
First Basemen	Games, Most	159	Willie Upshaw	1983
	Putouts, Most	1438	Willie Upshaw	1982
	Assists, Most	131	Willie Upshaw	1986
	Errors, Most	21	Willie Upshaw	1983
	Errors, Fewest	6	John Mayberry	1979
	Total Chances, Most	1556	Willie Upshaw	1982
	Double Plays, Most	138	John Mayberry	1980
	Best Percentage	.995	John Mayberry	1979
	Second Basemen	Games, Most	149	Damaso Garcia
Putouts, Most		316	Damaso Garcia	1980
Assists, Most		471	Damaso Garcia	1980
Errors, Most		16	Damaso Garcia	1980
Errors, Fewest		12	Dave McKay	1978
		12	Damaso Garcia	1983
		8 (106 games)	Damaso Garcia	1986
Total Chances, Most		803	Damaso Garcia	1980
Double Plays, Most		112	Damaso Garcia	1980
Best Percentage	.985	Damaso Garcia	1986	
Third Basemen	Games, Most	138	Roy Howell	1980
	Putouts, Most	109	Roy Howell	1978
	Assists, Most	306	Roy Howell	1978
	Errors, Most	22	Roy Howell	1978
	Errors, Fewest	6	Rance Mulliniks	1986
	Total Chances, Most	437	Roy Howell	1978
	Double Plays, Most	28	Roy Howell	1979
	Best Percentage	.975	Rance Mulliniks	1986
	Shortstops	Games, Most	163	Tony Fernandez
Putouts, Most		319	Alfredo Griffin	1982
Assists, Most		501	Alfredo Griffin	1979
Errors, Most		37	Alfredo Griffin	1979
Errors, Fewest		13	Tony Fernandez	1986
Total Chances, Most		824	Alfredo Griffin	1982
Double Plays, Most		126	Alfredo Griffin	1980
Best Percentage		.983	Tony Fernandez	1986
Catchers		Games, Most	136	Rick Cerone
	Putouts, Most	803	Ernie Whitt	1987
	Assists, Most	71	Alan Ashby	1977
	Errors, Most	13	Rick Cerone	1979
	Errors, Fewest	5	Ernie Whitt, 1983/1987	
	Passed Balls, Most	8	Rick Cerone	1978
	Total Chances, Most	863	Ernie Whitt	1987
	Double Plays, Most	11	Alan Ashby, 1977 & Ernie Whitt	1980
	Best Percentage	.994	Ernie Whitt, 1984/1987	
Outfielders	Games, Most	162	Rick Bosetti	1979
	Putouts, Most	473	Lloyd Moseby	1984
	Assists, Most	22	Jesse Barfield	1985
	Errors, Most	13	Rick Bosetti	1979
	Errors, Fewest	2 (108g)	Dave Collins	1984
	Total Chances, Most	497	Rick Bosetti	1979
	Double Plays, Most	8	Jesse Barfield, 1985, 1986	
	Best Percentage	.992	Lloyd Moseby, 1982 & Jesse Barfield, 1986/1987	
	Pitchers	Games, Most	89	Mark Eichhorn
Putouts, Most		34	Dave Stieb, 1985 & Jim Clancy	1986
Assists, Most		66	Jerry Garvin	1977
Errors, Most		8	Jesse Jefferson	1977
Total Chances, Most		92	Dave Stieb	1985
Double Plays, Most		8	Dave Stieb	1980
Best Percentage		1.000	Phil Huffman	1979
(35 or more chances)			Jerry Garvin	1978
			Luis Leal, 1982 & Jimmy Key	1986
		Mark Eichhorn	1986	

## BLUE JAY ALL-TIME FIELDING TEAM

(100 Games)	Year	PCT	G	PO	A	E	TC	DP
John Mayberry-1B	1979	.995	135	1192	74	6	1272	128
Damaso Garcia-2B	1986	.985	106	224	286	8	518	66
Rance Mulliniks-3B	1986	.975	110	60	176	6	242	13
Tony Fernandez-SS	1986	.983	163	294	445	13	752	103
Lloyd Moseby-OF	1982	.992	145	361	4	3	368	0
Ernie Whitt-C	1987	.994	113	803	55	5	863	10
Jerry Garvin-P	1978	1.000	26	9	28	0	37	1
Phil Huffman-P	1979	1.000	31	7	30	0	37	0
Luis Leal-P	1982	1.000	38	17	31	0	48	2
Luis Leal-P	1984	1.000	35	12	30	0	42	3
Jimmy Key	1986	1.000	36	18	42	0	60	4
Mark Eichhorn-P	1986	1.000	69	16	21	0	37	1
(35 or more chances for pitchers)								

**BLUE JAY GAME-TEAM RECORD**

Category	Record	Opponent	Date
Runs	24	Baltimore (H)	June 26/78
Hits	24	Baltimore (H)	June 26/78
Singles	17	Milwaukee (A)	Sept. 29/85
	15	Boston (H) (14 Inn)	Sept. 24/78
	14	Detroit (H)	July 4/78
Doubles	7	Baltimore (H)	June 26/78
	7	Cleveland (A)	Sept. 9/79
	7	Oakland (H)	April 25/84
	7	Oakland (H)	July 21/85
	7	Minnesota (A)	May 14/87
Triples	4	Cleveland (H)	July 29/83
	4	Oakland (H)	Sept. 11/83
	4	Seattle (H)	July 5/84
Home Runs	10	Baltimore (H)	Sept. 14/87
Total Bases	53	Baltimore (H)	Sept. 14/87
Runs Batted In	24	Baltimore (H)	June 26/78
Extra Base Hits	12	Baltimore (H)	Sept. 14/87
Left On Base	16	Chicago (H)	April 16/78
	20	Cleveland (A) (13 Inn) (2nd g)	August 15/84
Strikeouts	19	California (A) (13 Inn)	June 8/77
	18	California (A) (9 Inn)	June 8/77
Base On Balls	13	Chicago (H)	April 16/79
Stolen Bases	7	Baltimore (A)	August 5/84
	5	Milwaukee (H)	April 14/83
Sacrifice Hits	4	Cleveland (A)	Sept. 17/77
Sacrifice Flies	3	Cleveland (A)	May 18/82
GIDP	6	Minnesota (A) (10 Inn)	Aug. 29/77 (1st game)
	5	Texas (A)	Apr 23/79
Best Shutout Victory	12-0	California (A)	May 18/87
	11-0	Oakland (H)	April 25/84
Worst Shutout Defeat	0-15	New York (H)	Sept. 25/77 (1st game)
Best Winning Margin	16	New York (A) (Tor-19, NY-3)	Sept. 10/77
Worst Losing Margin	22	California (H) (Tor-2, Cal-24)	August 25/79
Most Consecutive Games, one or more HRs	13	(17 homers)	1985

**PITCHING**

Category	Record	Opponent	Date
Most Runs	24	California (H)	August 25/79
Most Earned Runs	19	California (H)	
Most Unearned Runs	6	Kansas City (A)	April
Most Hits	26	California (H)	August 25/79
Most Hits	26	California (H)	August 25/79
Most Home Runs	8	Boston (A)	July 4/77
Most Strikeouts	14	Seattle (H)	July 7/86
	14	Oakland (A) (15 inn.)	May 23/81
	12	Baltimore (A)	June 26/77
Most Walks	14	Cleveland (A)	Sept. 9/79
Most Wild Pitches	4	Boston (A)	July 3/86
Most Hit Batsmen	3	Chicago (H)	August 23/81
Longest 1-0 game, won	12 innings	Boston (A)	Sept. 26/86
Longest 1-0 game, lost	15 innings	Oakland (A)	July 27/86

**GAME INDIVIDUAL RECORDS**

**BATTING**

Category	Record	Player	Opponent	Date
At Bats	9	Alfredo Griffin (17 innings)	Boston (A), 1st g	Oct. 4/80
	8	Barry Bonnell & John Mayberry (17 innings)	Boston (A), 1st g	Oct. 4/80
Runs	4	Al Woods & Roy Howell	New York (A)	Sept. 10/77
		Otto Velez & Bob Bailor	Baltimore (H)	June 26/78
		Lloyd Moseby	Cleveland (H)	April 19/83
		Ernie Whitt	Cleveland (H)	May 25/85
Hits	5	Roy Howell	New York (A)	Sept. 10/77
		Rick Bosetti	Milwaukee (H)	April 27/79
		Barry Bonnell	Milwaukee (H)	April 10/82
		Damaso Garcia	Oakland (A)	June 19/82
Doubles	4	Damaso Garcia	New York (A)	June. 27/86
Triples	2	Alfredo Griffin	Minnesota (A)	May 8/79
		Alfredo Griffin	Milwaukee (A)	April 25/80
		Barry Bonnell	Oakland (H)	May 16/83
		Garth Iorg	Boston (H); 2nd g.	Aug. 29/83
		Lloyd Moseby	New York (H)	June 1/84
		Dave Collins	Seattle (H)	July 5/84
Home Runs	3	Otto Velez	Cleveland (H), 1st g	May 4/80
		Ernie Whitt	Baltimore (H)	Sept. 14/87
Total Bases	13	Roy Howell	New York (A)	Sept. 10/77
RBI's	9	Roy Howell	New York (A)	Sept. 10/77
Sacrifice Bunts	2	Many Times		

## 124 • GAME RECORDS

### Game Individual Records (continued)

Sacrifice Flies	2	Hector Torres	New York (H), 1st g	June 28/77
		Rico Carty	Cleveland (H)	July 1/78
Strikeouts	4	Alfredo Griffin	California (A)	Aug. 17/79
		Damaso Garcia	Milwaukee (H)	April 12/83
		Dave McKay	Cleveland (A)	April 28/77
		Otto Velez	California (A)	June 7/77
		Dave McKay	California (A)	July 14/78
		Willie Horton	New York (H), 2nd g	Sept. 20/78
		Lloyd Moseby	Detroit (A)	Sept. 24/80
		Jesse Barfield	New York (A)	May 26/82
		Jesse Barfield	Oakland (A)	June 19/82
		Jesse Barfield	Texas (H)	Aug. 16/86
Walks	4	Fred McGriff	Minnesota (H)	July 26/87
		Fred McGriff	California (H)	Aug. 31/87
Stolen Bases	4	Alfredo Griffin & John Mayberry	Chicago (H)	April 16/79
Hit By Pitch	2	Damaso Garcia	Oakland (H)	April 25/84
		Dave Collins	Baltimore (A)	August 5/84
		Jesse Barfield	Seattle (A)	May 11/86

## PITCHING

Category	Record	Player	Opponent	Date	
Innings	12	Jesse Jefferson	Boston (H)	May 23/78	
		Dave Stieb	Oakland (H)	May 17/80	
Hits	13	Pete Vuckovich	Boston (A)	July 6/77	
		Dave Lemanczyk	Detroit (H)	May 28/79	
		Dave Stieb	Minnesota (H)	Aug. 29/80	
Runs	10	Jim Clancy	Seattle (A)	June 23/82	
Earned Runs	10	Luis Leal	Cleveland (A)	Aug. 15/84[2]	
		Luis Leal	Cleveland (A)	Aug. 15/84[2]	
Unearned Runs	6	Jesse Jefferson	Chicago (A)	April 11/78	
Home Runs	4	Tom Underwood	Kansas City (A)	April 5/79	
		Chuck Hartenstein	Boston (A)	July 4/77	
Strikeouts	12	Jerry Garvin	Seattle (H)	Sept. 4/77	
		Jesse Jefferson	Chicago (A)	April 11/78	
		Dave Lemanczyk	Chicago (A)	April 12/78	
		Balor Moore	Texas (H)	Aug. 21/78	
		Jackson Todd	Detroit (H)	Sept. 30/80	
		Jimmy Key	Oakland (H)	May 6/86	
		Pete Vuckovich	Baltimore (A)	June 26/77	
		Jesse Jefferson	Baltimore (H)	June 18/77	
Walks	9	Jim Clancy	Chicago (A)	August 30/84	
		Dave Lemanczyk (11 innings)	Chicago (A), 2nd g	July 13/77	
Hit Batsmen	2	Balor Moore	New York (A)	Sept. 28/78	
		Tom Underwood (2 times)	Milwaukee (A)	May 3/79	
			California (A)	Aug. 18/79	
		Dave Stieb (6 times)	Boston (H)	Sept. 27/80	
			Detroit (A)	April 11/81	
			Texas (H)	Aug. 25/81	
			Chicago (A)	Sept. 4/81	
			Kansas City (A)	April 8/85	
			Kansas City (A)	Aug. 9/85	
			Chicago (A)	June 8/81	
Wild Pitches	4	Luis Leal	Chicago (H)	Aug. 23/81	
		Jim Acker	Boston (A)	June 30/86	
		Mark Eichhorn	Seattle (A)	May 22/87	
		Joe Johnson	Cleveland (H)	April 9/87	
		John Cerutti	Boston (A)	July 2/86	

## SINGLE GAME-FIELDING RECORDS

Pitchers	Record	Player	Opponent	Date
Most Putouts	4	Dave Lemanczyk	Boston (H)	Sept. 7/77
		Jackson Todd	New York (A)	April 25/81
		Luis Leal	Chicago (A)	May 9/83
		Jim Clancy	California (H)	June 18/83
Most Assists	8	Jim Clancy	Kansas City (A)	July 13/83
Most Errors	2	Jim Clancy	Seattle (A)	April 4/84
		Jesse Jefferson	Minnesota (H)	Aug. 9/77
Most Double Plays	3	Tom Underwood	Oakland (A)	May 2/78
		Tom Underwood	California (A)	June 5/79
		Jack Kucek	Detroit (A)	July 3/80
		Dave Lemanczyk	Boston (H)	Sept. 7/77
Most Total Chances	8	Jim Clancy	Seattle (A)	April 4/84

Game Fielding Records (continued)

**CATCHERS**

Most Putouts	15	Ernie Whitt	Seattle (H)	July 7/86
Most Assists	4	Buck Martinez (12 innings)	Oakland (A)	May 24/81
	3	Rick Cerone (5 times)	Last time, Oakland (H)	Aug. 29/79
		Bob Davis	Oakland (A)	June 8/79
			Texas (A)	June 21/80
	3	Ernie Whitt (6 times)	Last time, Boston (H), 2nd g	Aug. 29/83
		Buck Martinez	Seattle (H)	April 23/84
Most Errors	2	Ernie Whitt	California (A)	Sept. 28/83
Most Passed Balls	2	Ernie Whitt	Texas (A)	April 14/84
	2	Charlie Moore	Milwaukee (H)	Sept. 30/87
Most Total Chances	17	Ernie Whitt (15 innings)	Oakland (A)	May 23/81
	15	Ernie Whitt	Oakland (A)	June 18/82
	15	Ernie Whitt	Seattle (H)	July 7/86

**FIRST BASEMEN**

Most Putouts	21	Doug Ault (13 innings)	Detroit (H)	July 15/77
	21	Rick Leach (14 innings)	Milwaukee (H)	Sept. 21/85
Most Assists	20	John Mayberry	Seattle (H)	Sept. 2/79
	4	Doug Ault (3 times)	Detroit (H)	April 13/77
			Seattle (A)	June 11/77
			Boston (H)	Sept. 7/77
		John Mayberry	Chicago (H)	April 18/79
		Willie Upshaw (6 times)	Milwaukee (A)	April 22/82
			New York (H)	Aug. 27/82
			Kansas City (A)	July 13/83
			California (A)	July 20/86
			New York (A)	Sept. 30/86
			Kansas City (A)	July 5/87
Most Errors	3	Willie Upshaw	Boston (A)	July 1/86
Most Double Plays	5	John Mayberry	California (A)	May 7/80
Most Total Chances	21	Doug Ault (13 innings)	Detroit (H)	July 15/77
	21	Rick Leach (14 innings)	Milwaukee (H)	Sept. 21/85
	20	John Mayberry	Seattle (H)	Sept. 2/79

**SECOND BASEMEN**

Most Putouts	8	Dave McKay	New York (A), 2nd g	May 28/78
		Damaso Garcia	Kansas City (H)	May 7/82
		Dan Ainge	Texas (A)	July 8/79
		(11 Innings)	Milwaukee (A)	July 19/79
Most Assists	10	Dave McKay	Kansas City (H)	Aug. 12/78
Most Errors	3	Garth Iorg	California (A)	April 28/78
		Alfredo Griffin	Cleveland (H)	Aug. 22/84
Most Double Plays	4	Dan Ainge (10 Innings)	New York (H)	June 28/79
			Texas (A)	July 8/79
		Damaso Garcia	Seattle (A)	July 16/80
			Milwaukee (H)	April 22/81
			Boston (H)	Sept. 25/85
Most Total Chances	15	Dave McKay	New York (A), 2nd g	May 28/78
		Damaso Garcia	Kansas City (H)	May 7/82

**THIRD BASEMEN**

Most Putouts	6	Dan Ainge (12 Innings)	Texas (A)	June 5/81
	5	Roy Howell (2 times)	Milwaukee (H)	April 17/80
			Chicago (A)	June 11/80
Most Assists	9	Roy Howell	Milwaukee (H), 2nd g	June 14/78
Most Errors	3	Dave Baker	Oakland (H), 2nd g	Sept. 15/82
Most Double Plays	3	Roy Howell	Texas (A)	July 8/79
			Boston	Sept. 26/79
Most Total Chances	11	Roy Howell	Milwaukee (H), 2nd g	June 14/78
			Milwaukee (H)	April 17/80

**SHORTSTOPS**

Most Putouts	7	Alfredo Griffin	Texas (A)	Sept. 2/81
Most Assists	9	Alfredo Griffin	Boston (A)	July 27/82
		Alfredo Griffin	Kansas City (H)	May 7/83
		Tony Fernandez (10 innings)	Kansas City (A)	Aug. 10/85
		Tony Fernandez	New York (A)	Sept. 14/85
Most Errors	3	Hector Torres	Baltimore (A)	June 24/77
		Alfredo Griffin	Texas (A)	May 13/82
Most Double Plays	5	Alfredo Griffin	California (A)	May 7/80
Most Total Chances	14	Alfredo Griffin	Oakland (H)	July 29/80

# 126 • MONTHLY RECORDS

## Game Fielding Records (continued)

### OUTFIELDERS

Most Putouts	10	Lloyd Moseby (10 inn.)	New York (H) 1st g.	Aug. 2/83
	9	Rick Bosetti	New York (H)	May 19/78
		Bob Bailor	Oakland (A)	June 9/79
		Lloyd Moseby	Seattle (A)	June 23/82
		Lloyd Moseby	California (H)	May 31/87
Most Assists	3	Steve Bowling	Oakland (H)	Aug. 27/77
		Rick Bosetti	Detroit (H)	May 28/79
Most Errors	2	Al Woods	Seattle (A)	June 1/79
			New York (A)	June 21/79
		Otto Velez	Kansas City (H)	Aug. 9/79
		Bob Bailor	Baltimore (A)	Sept. 20/80
Most Double Plays	2	Rick Bosetti	Detroit (H)	May 28/79
		Bob Bailor	Boston (H)	May 20/80
		Jesse Barfield	Seattle (A)	July 9/85
Most Total Chances	10	Lloyd Moseby (10 inn.)	New York (H) 1st g.	Aug. 2/83
	9	Rick Bosetti	New York (H)	May 19/78
		Bob Bailor	Detroit (H)	June 21/78
			Oakland (A)	June 9/79
		Lloyd Moseby	Seattle (A)	June 23/82

## TEAM RECORDS—MONTH

CATEGORY	RECORD	YEAR
Wins	19	May-84
	19	Sept/Oct-87
Losses	23	Sept./Oct.-77/May-79
Batting Average	.293	July-83
Runs	152	August-83
Hits	324	August-83
2B	57	July & August-83
3B	16	June & July-84
HRs	46	June-86
RBI's	146	August-83
SB	47	August-84
Complete Games	11	June-79
Shutouts	4	May-82/83
Home Runs—Opponents	42	August-82
ERA (Low)	2.71	July-85
ERA (High)	5.96	July-77
Slugging Avg.	.465	Sept./Oct.-83
Best Record	19-6	May-84
Worst Record	4-22	Sept./Oct.-78

### INDIVIDUAL PITCHING—MONTH

Games	18	Mark Eichhorn	June '87
Wins	6	Roy Lee Jackson (Relief)	May '84
	5	Dave Lemanczyk	June '77
		Doyle Alexander	September '83 & '84
		Dave Stieb	May '83
		Tom Filer	August '85
		Jim Clancy	July '86
		Jim Clancy	May '87
Losses	7	Jesse Jefferson	August '80
IP	60.2	Doyle Alexander	September '84
Saves	10	Tom Henke	July '87
ERA	1.09	Dave Stieb	April '80 (33 IP)
	0.48	Tom Buskey	August '79 (8 app.)
	0.48	Mark Eichhorn	April '86
	0.00	Tom Henke	April '87 (12 app.)
Complete Games	5	Tom Underwood	June '79
Starts	8	Luis Leal	August '82
	8	Jimmy Key	Sept./Oct. '87
SHO	2	Dave Stieb	July '80
			May '82
			May '83

### INDIVIDUAL BATTING—MONTH

At Bats	134	Lloyd Moseby	August '83
Hits	47	Lloyd Moseby	August '83
Runs	26	Lloyd Moseby	August '83
2B	12	Jesse Barfield	August '85
3B	5	Alfredo Griffin	May '79
	5	Lloyd Moseby	June '84
HRs	11	George Bell	May '87/June '87
RBI's	31	George Bell	May '87
Total Bases	78	Lloyd Moseby	August '83
	78	George Bell	May '87
Extra Base Hits	19	George Bell	August '84
	19	George Bell	August '87
Bases on Balls	25	Lloyd Moseby	July '87
SH	5	Dave McKay	September '77
SF	5	Lloyd Moseby	July '84
SB	18	Dave Collins	August '84
Avg	.442	Otto Velez	April '77 (52 AB)
Slugging	.865	Otto Velez	April '77 (52 AB)
	.684	Cliff Johnson	June '83 (79 AB)
GWRBI's	7	Cliff Johnson	June '83

## BLUE JAYS ROOKIES HIGHS &amp; LOWS

CATEGORY	RECORD	YEAR
Rookies on 25-man roster, opening day	9	1977
Rookies on opening day starting lineup	4	1977
Rookies to appear during season	16	1977
Major league debuts	9	1987
Greatest number of rookies on 25-man roster at one time	12	July 1-13, 23-27, 1977
Youngest rookie		Brian Milner-18 yrs, 7 mos, 6 days, 1978
Oldest rookie		Dave Wallace-30 yrs, 8 mos, 26 days, 1978
Total number of at bats by rookies	2,477	1977
Total number of hits by rookies	649	1977
Combined rookies' batting average	262	1977
Total number of innings pitched by rookies	557	1977
Games started by rookies	68	1977
Games won by rookies	31	1986
Greatest number of rookies in starting lineup, game	7	(many times) 1977
Highest average (500 plate appearances)	310	Bob Bailor, 1977
Most games	153	Alfredo Griffin, 1979
Most at bats	624	Alfredo Griffin, 1979
Most hits	179	Alfredo Griffin, 1979
Most runs	81	Alfredo Griffin, 1979
Most total bases	227	Alfredo Griffin, 1979
Most extra-base hits	41	Damaso Garcia, 1980
Most doubles	30	Damaso Garcia, 1980
Most triples	10	Alfredo Griffin, 1979
Most home runs	20	Fred McGriff, 1987
Most runs batted in	64	Doug Ault, 1977
Most bases on balls	60	Fred McGriff, 1987
Most times striking out	104	Fred McGriff, 1987
Fewest times striking out (502 plate appearances)	26	Bob Bailor, 1977
Most sacrifice bunts	16	Alfredo Griffin, 1979
Most sacrifice flies	4	Alfredo Griffin, 1979
Highest slugging percentage	505	Fred McGriff, 1987
Most stolen bases	21	Alfredo Griffin, 1979
Most stolen base attempts	37	Alfredo Griffin, 1979
Most times caught stealing	16	Alfredo Griffin, 1979
Most times ground into double plays	20	Doug Ault, 1977
Fewest times grounded into double plays (502 plate appearances)	5	Rick Bosetti, 1978
Longest hitting streak	14	Alfredo Griffin, 1979
Longest hitting streak, start of career	8	Jesse Barfield, 1981

## PITCHING

Most wins	14	Mark Eichhorn, 1986
Most losses	18	Jerry Garvin, 1977; Phil Huffman, 1979
Most decisions	28	Jerry Garvin, 1977
Most games	69	Mark Eichhorn, 1986
Most games started	34	Jerry Garvin, 1977
Most relief appearances	69	Mark Eichhorn, 1986
Most games finished	34	Mark Eichhorn, 1986
Most saves	10	Jimmy Key, 1984; Mark Eichhorn, 1986
Lowest era (162 IP)	4.19	Jerry Garvin, 1977
Lowest era (100 IP)	1.72	Mark Eichhorn, 1986
Most innings pitched	244.2	Jerry Garvin, 1977
Most runs allowed	130	Phil Huffman, 1979
Most ER allowed	114	Jerry Garvin, 1977
Most home runs allowed	33	Jerry Garvin, 1977
Most bases on balls	85	Jerry Garvin, 1977
Most strikeouts	166	Mark Eichhorn, 1986
Most hit batsmen	7	Mark Eichhorn, 1986
Most wild pitches	8	Jim Gott, 1982; John Cerutti, 1986
Most balks	3	Jeff Musselman, 1987
Most pickoffs	22	Jerry Garvin, 1977

**11TH IN MAJOR LEAGUE HISTORY:** When Al Woods batted for Steve Bowling in the 5th inning on April 7, 1977 he became the 11th player in major league history to hit a HR as a pinch hitter in his first at bat.

## BLUE JAYS ROOKIES IN 1988

**Pitchers (2):** Juan Guzman, Colin McLaughlin

**Catchers (3):** Pat Borders, Greg Myers, Matt Stark

**Infielders (3):** Jimmy Kelly, Norm Tonucci, Eric Yelding

**Outfielders (5):** Kevin Batiste, Geronimo Berroa, Silvestre Campusano, Glenallen Hill.

## BLUE JAYS ROOKIES

1977 (16): Doug Ault, Bob Bailor, Steve Bowling, Tom Bruno, \*Jeff Byrd, Rick Cerone, \*Jim Clancy, \*Mike Darr, \*Dennis DeBarr, Sam Ewing, \*Jerry Garvin, \*Steve Staggs, Ernie Whitt, \*Mike Willis, \*Al Woods, Gary Woods, \*Major League debut (8)

1978 (7): \*Butch Alberts, Rick Bosetti, \*Victor Cruz, \*Garth Iorg, \*Brian Milner, \*Willie Upshaw, Dave Wallace, \*Major League debut (5)

1979 (9): \*Dan Ainge, \*Bobby Brown, J.J. Cannon, \*Butch Edge, Alfredo Griffin, \*Pedro Hernandez, \*Phil Huffman, \*Dave Stieb, \*Ted Wilborn, \*Major League debut (7)

1980 (8): Damaso Garcia, \*Paul Hodgson, \*Pat Kelly, \*Luis Leal, Mike Macha, \*Lloyd Moseby, Domingo Ramos, \*Ken Schrom, \*Major League debut (5)

1981 (5): \*Jesse Barfield, \*George Bell, \*Fred Manrique, \*Greg Wells, Dan Whitmer, \*Major League debut (4)

1982 (9): \*Dave Baker, Jesse Barfield, \*Mark Eichhorn, \*Jim Gott, Pedro Hernandez, Anthony Johnson, \*Geno Petralli, Ken Schrom, \*Steve Senteney, \*Major League debut (5)

1983 (6): \*Jim Acker, \*Stan Clarke, \*Tony Fernandez, Geno Petralli, \*Mitch Webster, \*Matt Williams, \*Major League debut (5)

1984: Tony Fernandez, \*Kelly Gruber, \*Toby Hernandez, \*Jimmy Key, Fred Manrique, \*Ron Shepherd, Mitch Webster, \*Major League debut (4)

1985 (10): \*John Cerutti, Stan Clarke, \*Steve Davis, \*Cecil Fielder, Kelly Gruber, \*Jeff Hearron, \*Manny Lee, Ron Shepherd, \*Lou Thornton, Mitch Webster, \*Major League debut (6)

1986 (13): \*Luis Aquino, John Cerutti, Stan Clarke, Steve Davis, Mark Eichhorn, Cecil Fielder, \*Don Gordon, Kelly Gruber, Jeff Hearron, Joe Johnson, \*Fred McGriff, \*Jeff Musselman, Duane Ward, \*Major League debut (4)

1987 (12): \*Jeff DeWillis, \*Rob Ducey, \*Alexis Infante, \*Nelson Liriano, Fred McGriff, Jeff Musselman, \*Greg Myers, \*Jose Nunez, \*Mike Sharperson, \*Matt Stark, Duane Ward, \*David Wells, \*Major League debut (9)

## BLUE JAYS FREE AGENT PICKS (Still in Blue Jay Organization)

Player	Pos.	Year Drafted	Phase	Round #	Player	Pos.	Year Drafted	Phase	Round #
Jesse Barfield	OF	1977-June	REG.	9	Dennis Jones	LHP	1984-Jan.	REG.	8
Lloyd Moseby	OF	1978-June	REG.	1	Greg David	C	1985-June	REG.	1
Dave Stieb	RHP	1978-June	REG.	5	Kevin Batiste	OF	1985-June	REG.	2
Mark Eichhorn	RHP	1978-Jan	REG.	2	Chris Jones	RHP	1985-June	REG.	4
Colin McLaughlin	RHP	1980-Jan	REG.	1	Jeff Musselman	LHP	1985-June	REG.	6
John Cerutti	LHP	1981-June	REG.	1	Shawn Jeter	OF	1985-June	REG.	7
Kash Beauchamp	OF	1982-Jan	REG.	1	Steve Mumaw	LHP	1985-June	REG.	8
David Wells	LHP	1982-June	REG.	2	Paul Rodgers	OF	1985-June	REG.	11
Jimmy Key	LHP	1982-June	REG.	3	Mike Jones	OF	1985-June	REG.	13
Pat Borders	3B	1982-June	REG.	6	Todd Stottlemyre	RHP	1985-June	SEC.	1
Chris Shaddy	SS	1982-June	REG.	8	Mark Whiten	OF	1986-Jan.	REG.	18
David Walsh	LHP	1982-June	REG.	9	Earl Sanders	RHP	1986-June	REG.	1
Matt Stark	C	1983-June	REG.	1	Steve Cummings	RHP	1986-June	REG.	2
Webster Garrison	SS	1983-June	REG.	2	Andy Dziadkowiec	C	1986-June	REG.	3
Jeff DeWillis	C	1983-June	REG.	3	Pat Hentgen	RHP	1986-June	REG.	5
Jeff Hearron	C	1983-June	REG.	4	Jerry Schunk	SS	1986-June	REG.	6
Glenallen Hill	OF	1983-June	REG.	9	Randy Knorr	IB-C	1986-June	REG.	10
Otis Green	OF	1983-June	SEC.	1	Willie Blair	RHP	1986-June	REG.	11
Eric Yelding	OF	1984-Jan	REG.	1	Carlos Diaz	C	1986-June	REG.	14
Dane Johnson	RHP	1984-June	REG.	2	John Shea	LHP	1986-June	REG.	17
Greg Myers	C	1984-June	REG.	3	Rob Watts	SS	1986-June	REG.	24
Patrick Saitta	RHP	1984-June	REG.	4	Tom Quinlan	SS	1986-June	REG.	27
Todd Provence	RHP	1984-June	REG.	5	Mike Hall	RHP	1986-June	REG.	28
Tim Englund	RHP	1984-June	REG.	8	Rob Cavanaugh	RHP	1986-June	REG.	29
Brian Morrison	OF	1984-June	REG.	10	Barry Morphew	SS	1986-June	REG.	42
Norm Tonucci	SS	1984-June	REG.	14	Doug Linton	RHP	1986-June	REG.	43
William Shanks	RHP	1984-June	REG.	23					

BLUE JAYS FREE AGENT DRAFT PICKS  
(Signed from June, 1987)

Rd.	No.	Player	Pos.	Rd.	No.	Player	Pos.
Regular Phase (Drafted 17th)							
1	17	Alex Sanchez	RHP	15	387	Brian Rollins	SS
2	49	Derek Bell	OF	16	413	Mark Young	OF
3	75	Rob Wishevski	RHP	19	491	Rob MacDonald	LHP
4	101	Ed Smith	OF	20	517	Greg Vella	1B
5	127	Mike Timlin	RHP	21	543	Mike Chesney	C
6	153	Matt Gilmore	SS	23	595	Jim Trahey	RHP
7	179	Jason Townley	C	28	725	Rod Richey	RHP
8	205	Joe Newcomb	RHP	30	777	Steve Wapnick	RHP
11	283	Nathaniel Cromwell	LHP	31	803	Allan Silverstein	RHP
12	309	Chris Lariviere	RHP	37	959	Dan Etzweiler	3B
13	335	Ryan Thompson	OF	46	1131	Darrin Wade	1B
14	361	Terry Wilson	OF				

## BLUE JAYS BIGGEST INNINGS

Inning	Runs	H/A	Date	OPP	Score	Winner	Loser
1st	6	A	May 31, 1978	Bost	6-2	Clancy	Lee
1st	6	A	September 24, 1980	Det	8-9	Petry	Kucek
1st	6	A	August 11, 1981	Det	6-4	Berenguer	Schatzeder
1st	6	A	September 29, 1985	Milw	13-5	Acker	Burris
1st	6	A	August 23, 1986	Minn	7-4	Cerutti	Smithson
1st	6	A	September 24, 1986	Det	8-2	Stieb	Petry
2nd	9	H	June 26, 1978	Balt	24-10	Underwood	Flanagan
3rd	6	A	June 26, 1983	Sea	19-7	Acker	Stoddard
3rd	6	H	April 24, 1985	KC	10-2	Leal	Saberhagen
3rd	6	H	June 25, 1985	Milw	7-1	Clancy	Burris
3rd	6	A	September 15, 1985	NY	8-5	Alexander	Whitson
4th	7	H	September 15, 1982	Oak	12-11 (2nd)	Jackson	Hanna
4th	7	H	September 1, 1984	Minn	12-4	Lamp	Smithson
5th	7	A	June 8, 1987	NY	11-0	Stieb	Rhoden
6th	10	A	August 3, 1987	Chi	14-5	Musselman	Bannister
7th	9	H	May 15, 1978	Calif	10-6	Moore	Hartzell
7th	9	H	June 19, 1987	Milw	15-6	Musselman	Clear
8th	8	A	May 28, 1986	Minn	14-8	Clancy	Blyleven
9th	11	A	July 20, 1984	Sea	12-7	Acker	Mirabella
10th	4	A	September 17, 1980	NY	7-8	T. Underwood	Kucek
10th	4	A	May 15, 1984	Minn	5-2	Jackson	Davis
10th	4	A	July 20, 1986	Calif	6-3	Henke	Corbett
11th	5	A	July 22, 1983	Tex	10-5	Moffitt	Schmidt
12th	2	A	June 19, 1982	Oak	3-1	McLaughlin	Owchinko
12th	2	H	June 6, 1985	Det	2-0	Acker	Lopez
13th	5	A	July 9, 1985	Sea	9-4	Musselman	Vande Berg
14th	5	A	April 29, 1981	Milw	5-0	Leal	Easterly
15th	3	A	June 12, 1983	Calif	6-5	Clarke	Brown
17th	1	A	October 4, 1980	Bost	7-6	Leal	Stanley

## OPPONENTS BIGGEST INNINGS

Inning	Runs	H/A	Date	OPP	Score	Winner	Loser
1st	8	H	August 25, 1979	Calif	2-24	Frost	Moore
2nd	9	H	April 5, 1979	KC	2-11	Leonard	Underwood
3rd	8	A	August 26, 1982	Balt	5-12	Davis	Gott
4th	6	H	July 28, 1977	Milw	3-7	Haas	Jefferson
4th	6	A	August 15, 1978	Milw	1-9	Augustine	Lemanczyk
4th	6	H	August 26, 1980	Tex	0-8	Hough	Jefferson
5th	6	A	June 10, 1979	Oak	1-12	Hamilton	Underwood
5th	6	H	August 10, 1980	KC	5-8	Leonard	Jefferson
5th	6	H	June 3, 1981	Calif	6-17	Zahn	Clancy
5th	6	H	August 16, 1981	Milw	2-6 (1st)	Caldwell	Stieb
5th	6	A	July 28, 1982	Bost	7-9	Ojeda	Jackson
5th	6	A	August 10, 1983	NY	3-8	Righetti	Gott
6th	7	H	July 25, 1987	Minn	9-13	Schatzeder	Musselman
7th	11	H	August 6, 1979	KC	12-16	Mingori	Stieb
8th	8	H	June 30, 1977	NY	5-11	Hunter	Garvin
9th	6	A	September 7, 1979	Clev	8-9	Reuschel	Buskey
9th	6	H	May 15, 1985	Calif	6-9	Moore	Caudill
10th	4	A	September 17, 1980	NY	7-8	T. Underwood	Kucek
10th	4	H	May 10, 1981	Bost	5-9	Burgmeier	Jackson
10th	4	A	August 24, 1982	Balt	3-7	D. Martinez	McLaughlin
10th	4	A	August 24, 1983	Balt	4-7	T. Martinez	McLaughlin
11th	4	H	June 28, 1977	NY	1-5 (2nd)	Tidrow	Johnson
12th	5	H	July 1, 1987	NY	1-6	Clements	Musselman
13th	6	H	June 2, 1982	NY	6-12	Rawley	McLaughlin
14th	2	H	May 17, 1980	Oak	2-4	Keough	McLaughlin
15th	2	H	August 28, 1980	Minn	5-7	Verhoeven	Jefferson
15th	2	A	June 12, 1983	Calif	6-5	Clarke	Brown

**BLUE JAYS SCORE 11:** Trailing 3-1 at Seattle's Kingdome going into the 9th inning on July 20, 1984 the Blue Jays erupted for 11 runs in the 9th to win the game 12-7. . . Blue Jay club marks for one inning were set for: MOST RUNS (11), MOST HITS (11), MOST PLATE APPEARANCES (16), MOST CONSECUTIVE BATTERS REACHED BASE (10). . . Here is what happened. . . Lloyd Moseby led off with a triple. . . Willie Upshaw struck out. . . Willie Aikens singled scoring Moseby. . . Pitcher Mike Stanton was replaced by Paul Mirabella. . . Cliff Johnson had a PH single sending Alfredo Griffin, who had pinch-run for Aikens to second. . . George Bell had a PH single sending Griffin to third and Garth Iorg, who had pinch-run for Johnson to second. However Seattle third baseman Jim Presley was called for obstruction and Griffin was waved home. . . Jesse Barfield then singled to load the bases. . . Tony Fernandez then singled scoring Iorg and Bell. . . Mirabella was replaced by Edwin Nunez. . . Damaso Garcia singled to score Barfield. . . Dave Collins walked to re-load the bases. . . Dave Geisel then replaced Nunez on the mound for Seattle. . . Moseby, up for the second time in the inning, singled (his 2nd hit in the inning) to drive in Fernandez and Garcia. . . Upshaw singled scoring Collins. . . Rick Leach ran for Upshaw. . . Griffin had a bloop single to score Moseby. . . Garth Iorg hit into a fielder's choice to erase Griffin. . . George Bell walked to load bases. . . Barfield the 15th batter of the inning singled (his 2nd hit) to score Leach and Iorg. . . Fernandez struck out to end the inning. . . The line for the inning read 11 runs, 11 hits, one error, two walks, two left on base. . . The Mariners scored four times in the bottom of the ninth on a grand slam HR by Alvin Davis to help set an American league record for most runs in the 9th inning (15).

DETAILED BATTING STATISTICS

Player	1987										1987										1987																																																																																						
	vs. AMERICAN LEAGUE					Career					vs. AMERICAN LEAGUE					Career					vs. AMERICAN LEAGUE					Career																																																																																	
	AVG	G	AB	R	H	HR	RBI	AVG	G	AB	R	H	HR	RBI	AVG	G	AB	R	H	HR	RBI	AVG	G	AB	R	H	HR	RBI	AVG	G	AB	R	H	HR	RBI																																																																								
Jesse Barfield	.271	874	2915	460	789	156	460	.286	435	1440	249	412	86	257	HOME	219	79	288	46	63	17	45	.324	69	216	44	70	16	40	vs BALT	.255	68	255	41	65	16	48	.249	68	231	33	53	9	26	.318	60	170	35	54	9	29	.307	67	212	35	65	9	31	.273	66	227	27	62	4	24	.272	65	206	35	56	8	31	.262	72	256	38	67	12	32	.240	72	250	31	60	14	45	.282	71	248	41	70	19	46	.247	69	247	34	61	16	32	.267	60	167	33	50	15	33
George Bell	.291	730	2739	408	798	139	453	.297	361	1318	207	391	60	228	HOME	296	369	1421	201	407	79	225	.289	56	216	29	56	15	30	vs BALT	.253	57	221	33	56	8	27	.338	60	207	34	70	10	37	.348	59	230	38	60	13	49	.282	56	202	28	57	10	35	.301	54	193	39	58	11	34	.263	58	219	25	62	6	27	.261	54	203	29	53	9	40	.283	56	205	32	58	11	39	.266	54	203	37	58	14	38	.357	51	190	29	64	12	39							
Juan Beniquez	.274	1473	4593	601	1257	78	467	.276	763	2414	310	666	39	236	HOME	.271	710	2179	291	591	39	231	.388	125	338	58	131	8	46	vs BALT	.278	88	295	34	82	5	21	.252	62	222	23	56	5	20	.286	110	399	52	114	8	52	.286	99	308	42	88	3	35	.257	95	343	31	88	2	24	.243	102	367	52	100	2	33	.266	129	372	38	99	5	30	.283	134	385	59	109	12	53	.360	81	250	26	70	4	23	.276	81	239	40	66	9	31	.239	70	216	25	52	4	25

**BENIQUEZ'S BESTS**  
**SEASON**  
 AVG .336 - 1984  
 H 125 - 1986  
 HR 11 - 1978  
 RBI 50 - 1977, 78  
 SB 26 - 1977  
 Hit Strk. 16 - 1977

**GAME**  
 5 vs NY, 5/29/84  
 3 vs NY, 6/12/86  
 5-at Clev, 6/29/74  
 2 at Milw, 9/28/85  
 2-several times

**LONGEST HIT STRK** 10 (July 29-Aug. 31)  
**ON-BASE PCT.** .297  
**SLUGGING PCT.** .400  
**TOTAL BASES** 102

**BELL'S BESTS**  
**SEASON**  
 AVG .309 - 1986  
 H 188 - 1987  
 HR 47 - 1987  
 RBI 134 - 1987  
 SB 21 - 1985  
 Hit Strk. 17 - 1987

**GAME**  
 4 - 4 times  
 2 - 11 times  
 7 - at Texas, 5/9/87  
 2 at Milw, 9/28/85  
 Tex, 7/22/86

**LONGEST HIT STRK** 17 (Jul. 26-Aug. 13)  
**ON-BASE PCT.** .352  
**SLUGGING PCT.** .605  
**TOTAL BASES** 369

**BARFIELD'S BESTS**  
**SEASON**  
 AVG .289 - 1985-86  
 H 170 - 1986  
 HR 40 - 1986  
 RBI 108 - 1986  
 SB 22 - 1985  
 Hit Strk. 16 - 1985

**GAME**  
 4 - 10 times  
 2 - 15 times  
 6 - vs Clev, 5/17/86  
 2 - 3 times

**LONGEST HIT STRK** 10 (May 27 - June 6)  
**ON-BASE PCT.** .331  
**SLUGGING PCT.** .468  
**TOTAL BASES** 270

**BELL'S BESTS**  
**SEASON**  
 AVG .309 - 1986  
 H 188 - 1987  
 HR 47 - 1987  
 RBI 134 - 1987  
 SB 21 - 1985  
 Hit Strk. 17 - 1987

**GAME**  
 4 - 4 times  
 2 - 11 times  
 7 - at Texas, 5/9/87  
 2 at Milw, 9/28/85  
 Tex, 7/22/86

**LONGEST HIT STRK** 17 (Jul. 26-Aug. 13)  
**ON-BASE PCT.** .352  
**SLUGGING PCT.** .605  
**TOTAL BASES** 369

**BENIQUEZ'S BESTS**  
**SEASON**  
 AVG .336 - 1984  
 H 125 - 1986  
 HR 11 - 1978  
 RBI 50 - 1977, 78  
 SB 26 - 1977  
 Hit Strk. 16 - 1977

**GAME**  
 5 vs NY, 5/29/84  
 3 vs NY, 6/12/86  
 5-at Clev, 6/29/74  
 2 at Milw, 9/28/85  
 2-several times

**LONGEST HIT STRK** 10 (July 29-Aug. 31)  
**ON-BASE PCT.** .297  
**SLUGGING PCT.** .400  
**TOTAL BASES** 102

**BARFIELD'S BESTS**  
**SEASON**  
 AVG .289 - 1985-86  
 H 170 - 1986  
 HR 40 - 1986  
 RBI 108 - 1986  
 SB 22 - 1985  
 Hit Strk. 16 - 1985

**GAME**  
 4 - 10 times  
 2 - 15 times  
 6 - vs Clev, 5/17/86  
 2 - 3 times

**LONGEST HIT STRK** 10 (May 27 - June 6)  
**ON-BASE PCT.** .331  
**SLUGGING PCT.** .468  
**TOTAL BASES** 270







DETAILED BATTING STATISTICS

Rance Mulliniks													Greg Myers													Matt Stank																								
vs. AMERICAN LEAGUE													vs. AMERICAN LEAGUE													vs. AMERICAN LEAGUE																								
Career													Career													Career																								
AVG	G	AB	R	H	HR	RBI	AVG	G	AB	R	H	HR	RBI	AVG	G	AB	R	H	HR	RBI	AVG	G	AB	R	H	HR	RBI	AVG	G	AB	R	H	HR	RBI	TOTALS	CHGO	CLEV	DET	KC	MILW	MINN	NY	OAK	SEA	TEX	TOR				
.274	946	2620	332	717	54	318	.310	124	332	37	103	11	44	.111	7	9	1	1	1	0	0	.111	7	9	1	1	0	0	.083	5	12	1	1	0	0															
281	474	1290	171	362	25	164	.315	61	162	19	51	6	23	5	0	0	0	0	0	0	0	.111	4	9	1	1	0	0	.111	4	9	1	1	0	0	HOME														
.267	472	1330	161	355	29	154	.306	63	170	18	52	5	21	.111	2	9	1	1	0	0	0	.111	2	9	1	1	0	0	.000	1	3	0	0	0	0	ROAD														
.220	73	205	21	45	5	19	.212	11	33	5	7	2	3	2	0	0	0	0	0	0	0	.111	2	0	0	0	0	.000	1	3	0	0	0	0	vs BALT															
.273	81	227	30	62	7	43	.360	12	41	5	16	1	7	2	0	0	0	0	0	0	0	.111	2	0	0	0	0	.000	1	3	0	0	0	0	BOST															
.304	60	184	22	56	3	27	.400	10	30	2	12	1	6	2	0	0	0	0	0	0	0	.111	2	0	0	0	0	.000	1	3	0	0	0	0	CALF															
.254	72	185	20	47	3	19	.208	11	24	1	5	0	2	2	0	0	0	0	0	0	0	.111	2	0	0	0	0	.000	2	4	0	0	0	0	CHGO															
.266	79	233	39	62	3	32	.370	11	27	7	10	0	2	2	0	0	0	0	0	0	0	.111	2	0	0	0	0	.200	2	5	0	1	0	0	CLEV															
.265	77	234	27	62	8	27	.333	9	21	4	7	2	7	2	0	0	0	0	0	0	0	.111	2	0	0	0	0	.200	2	5	0	1	0	0	DET															
.262	56	130	14	34	0	11	.231	7	13	0	3	0	0	2	0	0	0	0	0	0	0	.111	2	0	0	0	0	.000	1	3	0	0	0	0	KC															
.268	68	179	17	48	4	15	.364	9	22	1	8	1	1	2	0	0	0	0	0	0	0	.111	2	0	0	0	0	.000	1	3	0	0	0	0	MILW															
.299	87	204	29	61	5	25	.450	7	26	5	9	2	8	2	0	0	0	0	0	0	0	.111	2	0	0	0	0	.000	1	3	0	0	0	0	MINN															
.300	65	160	22	48	7	25	.278	9	18	2	5	1	2	2	0	0	0	0	0	0	0	.111	2	0	0	0	0	.000	1	3	0	0	0	0	NY															
.246	82	236	26	58	7	31	.171	12	35	0	6	0	2	2	0	0	0	0	0	0	0	.111	2	0	0	0	0	.000	1	3	0	0	0	0	OAK															
.329	73	219	29	72	3	26	.435	7	23	3	10	0	3	2	0	0	0	0	0	0	0	.111	2	0	0	0	0	.000	1	3	0	0	0	0	SEA															
.251	72	179	25	45	3	20	.200	9	25	2	5	1	2	2	0	0	0	0	0	0	0	.111	2	0	0	0	0	.000	1	3	0	0	0	0	TEX															
.255	19	55	11	14	0	5	.327	61	162	24	53	7	21	2	0	0	0	0	0	0	0	.111	7	9	1	1	0	0	.125	3	8	1	1	0	0	TOR														
							.294	63	170	13	50	4	23	2	0	0	0	0	0	0	0	.111	7	9	1	1	0	0	.000	2	4	0	0	0	0	vs EAST														
							.271	60	155	16	42	4	12	2	0	0	0	0	0	0	0	.111	7	9	1	1	0	0	.000	2	4	0	0	0	0	WEST														
							.345	64	177	21	61	7	32	5	0	0	0	0	0	0	0	.111	7	9	1	1	0	0	.000	2	4	0	0	0	0	BEF ASG														
							.274	44	117	9	32	2	15	4	1	1	1	1	1	1	1	.250	5	4	1	1	0	0	.250	5	4	1	1	0	0	AFT ASG														
							.330	80	215	28	71	9	29	2	0	0	0	0	0	0	0	.111	2	9	1	1	0	0	.125	3	8	0	1	0	0	DAY														
							.368	17	19	4	7	1	2	2	0	0	0	0	0	0	0	.111	2	9	1	1	0	0	.000	2	4	0	0	0	0	NIGHT														
							.307	118	313	33	96	10	42	2	0	0	0	0	0	0	0	.111	2	9	1	1	0	0	.000	2	4	0	0	0	0	vs LHP														
							.333	28	24	0	8	0	2	2	0	0	0	0	0	0	0	.111	2	9	1	1	0	0	.000	2	4	0	0	0	0	vs RHP														
							.241	22	58	4	14	2	6	2	0	0	0	0	0	0	0	.111	2	9	1	1	0	0	.000	2	4	0	0	0	0	PH														
							.349	16	43	7	15	1	4	2	0	0	0	0	0	0	0	.111	2	9	1	1	0	0	.000	2	4	0	0	0	0	DH														
							.208	19	53	1	11	0	3	2	0	0	0	0	0	0	0	.111	2	9	1	1	0	0	.000	2	4	0	0	0	0	in APR														
							.275	17	40	7	11	2	3	2	0	0	0	0	0	0	0	.111	2	9	1	1	0	0	.000	2	4	0	0	0	0	MAY														
							.294	20	51	5	15	3	10	2	0	0	0	0	0	0	0	.111	2	9	1	1	0	0	.000	2	4	0	0	0	0	JUNE														
							.363	28	80	11	29	1	14	2	0	0	0	0	0	0	0	.111	2	9	1	1	0	0	.000	2	4	0	0	0	0	JULY														
							.338	24	65	6	22	4	10	2	0	0	0	0	0	0	0	.111	2	9	1	1	0	0	.000	2	4	0	0	0	0	AUGUST														
							.371	9	(Aug. 4-14)					2	0	0	0	0	0	0	0	.111	2	9	1	1	0	0	.000	2	4	0	0	0	0	SEPOCT														
							.500	371						2	0	0	0	0	0	0	0	.111	2	9	1	1	0	0	.000	2	4	0	0	0	0	LONGEST HIT STRK														
							.166	500						2	0	0	0	0	0	0	0	.111	2	9	1	1	0	0	.000	2	4	0	0	0	0	ON-BASE PCT.														
														2	0	0	0	0	0	0	0	.111	2	9	1	1	0	0	.000	2	4	0	0	0	0	SLUGGING PCT.														
														2	0	0	0	0	0	0	0	.111	2	9	1	1	0	0	.000	2	4	0	0	0	0	TOTAL BASES														

**STARK'S BESTS**  
 SEASON .083 - 1987  
 1 - 1987  
 AVG .125  
 H 3  
 HR 0  
 RBI 0  
 SB 0  
 Hit Strk. 0  
 GAME 1 - vs Clev. 4/8/87

**MYERS' BESTS**  
 SEASON .111 - 1987  
 1 - 1987  
 AVG .250  
 H 4  
 HR 1  
 RBI 1  
 SB 0  
 Hit Strk. 0  
 GAME 1 - at Det. 10/2/87

**MULLINIKS' BESTS**  
 SEASON .324 - 1984  
 11 - 1984  
 11 - 1986-87  
 57 - 1985  
 3 - 1983  
 9 - 1987  
 Hit Strk. 9 - 1987  
 GAME 4 - at Balt., 4/14/85  
 2 - 3 times  
 4 - at NY [2], 8/2/83;  
 at Bos., 7/3/86  
 1 - 12 times

LONGEST HIT STRK  
 ON-BASE PCT.  
 SLUGGING PCT.  
 TOTAL BASES

GW RBI's: 87-0  
 LAST ML APP: 4/15/87 vs Cngo.

LONGEST HIT STRK  
 ON-BASE PCT.  
 SLUGGING PCT.  
 TOTAL BASES

GW RBI's: 87-0  
 LAST ML APP: 10/3/87 at Det.

LONGEST HIT STRK  
 ON-BASE PCT.  
 SLUGGING PCT.  
 TOTAL BASES

LAST ML HR: 9/28/87 vs Milw.  
 GW RBI's: 79-0; '80-1; '81-2; '82-7;  
 '83-4; '84-6; '85-11; '86-1; '87-3

DETAILED BATTING STATISTICS

Player	vs. AMERICAN LEAGUE										Career										vs. AMERICAN LEAGUE										Career											
	1987					1987					Career					1987					1987					Career					1987					Career						
	Avg	G	AB	R	HR	RBI	Avg	G	AB	R	HR	RBI	Avg	G	AB	R	HR	RBI	Avg	G	AB	R	HR	RBI	Avg	G	AB	R	HR	RBI	Avg	G	AB	R	HR	RBI						
<b>Lou Thornton</b>	.243	68	74	23	18	1	5	1	0	0	0	0	.500	12	2	5	1	0	0	.500	12	2	5	1	0	.500	12	2	5	1	0	0	0	0	0	.269	135	446	57	120	19	75
	.333	36	39	12	13	1	3	1	0	0	0	0	1.000	4	1	3	1	0	0	.275	546	1756	266	485	50	246	.249	488	1320	169	329	52	200	HOME	.262	67	214	29	56	11	43	
	.143	32	35	11	5	0	3	ROAD	.000	4	1	2	0	0	0	0	0	0	0	.254	669	1954	272	497	62	232	.276	68	232	28	64	8	32	ROAD	.276	68	232	28	64	8	32	
	.158	10	19	4	3	0	1	vs BALT	1.000	3	1	2	1	0	0	0	0	0	0	.225	88	289	38	65	8	25	vs BALT	.325	12	43	4	13	0	12	vs BALT	.325	12	43	4	13	0	12
	.417	6	12	3	5	0	1	BOST	.000	3	1	2	1	0	0	0	0	0	0	.285	88	295	41	84	9	35	BOST	.279	12	43	4	12	0	4	BOST	.279	12	43	4	12	0	4
	.417	6	12	3	5	0	1	CALF	.000	3	1	2	1	0	0	0	0	0	0	.286	76	276	40	79	4	38	CALF	.257	11	35	2	9	1	5	CALF	.257	11	35	2	9	1	5
	.000	3	1	0	0	0	0	CHGO	.000	3	1	0	0	0	0	0	0	0	0	.275	79	247	37	68	8	28	CHGO	.355	10	31	1	1	0	6	CHGO	.355	10	31	1	1	0	6
	.000	7	10	3	3	0	1	CLEV	.000	3	1	0	0	0	0	0	0	0	0	.242	92	326	48	79	10	48	CLEV	.314	10	35	6	11	1	7	CLEV	.314	10	35	6	11	1	7
	.000	7	2	1	0	0	0	DET	.000	3	1	0	0	0	0	0	0	0	0	.257	98	311	51	80	11	37	DET	.172	8	29	2	5	0	6	DET	.172	8	29	2	5	0	6
	.000	6	1	1	0	0	0	KC	.000	3	1	0	0	0	0	0	0	0	0	.275	86	304	40	84	5	41	KC	.211	7	19	0	4	0	1	KC	.211	7	19	0	4	0	1
	.000	5	6	1	0	0	0	MILW	.000	2	1	1	0	0	0	0	0	0	0	.215	80	233	19	50	5	27	MILW	.121	10	33	3	4	1	3	MILW	.121	10	33	3	4	1	3
	.000	2	0	1	0	0	0	MINN	.000	3	1	0	0	0	0	0	0	0	0	.269	62	208	36	56	11	52	MINN	.375	11	40	8	15	3	8	MINN	.375	11	40	8	15	3	8
	.143	6	7	3	1	0	0	NY	.000	3	1	0	0	0	0	0	0	0	0	.247	78	247	33	61	10	36	NY	.333	10	27	7	9	3	10	NY	.333	10	27	7	9	3	10
	.250	4	4	0	1	0	0	OAK	.000	3	1	0	0	0	0	0	0	0	0	.233	77	245	28	57	8	31	OAK	.268	12	41	1	1	1	4	OAK	.268	12	41	1	1	1	4
	.000	3	0	1	0	0	0	SEA	.000	3	1	0	0	0	0	0	0	0	0	.297	90	256	39	76	6	40	SEA	.200	10	35	6	7	2	5	SEA	.200	10	35	6	7	2	5
	.000	3	0	1	0	0	0	TEX	.000	3	1	0	0	0	0	0	0	0	0	.351	77	239	51	84	11	38	TEX	.237	12	38	6	9	1	4	TEX	.237	12	38	6	9	1	4
	.000	3	0	1	0	0	0	TOR	.000	3	1	0	0	0	0	0	0	0	0	.235	73	247	40	58	11	30	TOR	.261	62	207	30	54	11	42	TOR	.261	62	207	30	54	11	42
								vs EAST												.253	77	265	28	67	4	28	vs EAST								vs EAST							
								WEST												.261	82	303	45	79	11	41	WEST								WEST							
								BEF ASG												.253	77	265	28	67	4	28	BEF ASG								BEF ASG							
								AFT ASG												.220	68	209	23	46	4	17	AFT ASG								AFT ASG							
								DAY												.258	51	163	22	42	7	19	DAY								DAY							
								NIGHT												.238	99	349	46	83	8	39	NIGHT								NIGHT							
								vs LHP												.208	76	144	17	30	2	18	vs LHP								vs LHP							
								vs RHP												.258	127	268	50	95	13	40	vs RHP								vs RHP							
								PH												.286	9	7	0	2	0	1	PH								PH							
								Hlt Strk.												.267	20	75	13	20	4	12	Hlt Strk.								Hlt Strk.							
								in APR												.264	23	88	10	25	2	10	in APR								in APR							
								MAY												.250	27	100	16	25	4	14	MAY								MAY							
								JUNE												.225	24	71	9	16	1	8	JUNE								JUNE							
								JULY												.225	24	71	9	16	1	8	JULY								JULY							
								AUGUST												.247	29	85	12	21	3	8	AUGUST								AUGUST							
								SEPTCT												.247	29	85	12	21	3	8	SEPTCT								SEPTCT							
								LONGEST HIT STRK												.324							LONGEST HIT STRK							LONGEST HIT STRK								
								ON-BASE PCT.												.391							ON-BASE PCT.							ON-BASE PCT.								
								SLUGGING PCT.												.200							SLUGGING PCT.							SLUGGING PCT.								
								TOTAL BASES												.324							TOTAL BASES							TOTAL BASES								
								LAST ML HR:												.324							LAST ML HR:							LAST ML HR:								
								9:20:07 at NY												.324							9:20:07 at NY							9:20:07 at NY								
								at NY												.324							at NY							at NY								
								80-0; 81-1; 82-14;												.391							80-0; 81-1; 82-14;							80-0; 81-1; 82-14;								
								83-16; 84-9; 85-7; 86-8; 87-9												.200							83-16; 84-9; 85-7; 86-8; 87-9							83-16; 84-9; 85-7; 86-8; 87-9								





DETAILED PITCHING STATISTICS

JEFF MUSSELMAN													JOSE NUÑEZ													DAVE SIEB																						
vs. AMERICAN LEAGUE				Career				1987					vs. AMERICAN LEAGUE				Career				1987					vs. AMERICAN LEAGUE				Career				1987														
ERA	W	L	G	IP	H	ER	ERA	W	L	G	IP	H	ER	ERA	W	L	G	IP	H	ER	ERA	W	L	G	IP	H	ER	ERA	W	L	G	IP	H	ER	ERA	W	L	G	IP	H	ER							
4.48	12	5	74	94.1	83	47	4.15	12	5	68	89.0	75	41	5.01	5	2	37	37.0	91	54	5.01	5	2	37	37.0	91	54	5.01	5	2	37	37.0	91	54	5.01	5	2	37	37.0	91	54	5.01	5	2	37	37.0	91	54
5.06	10	2	34	42.2	31	24	4.20	10	2	32	40.2	29	19	5.10	4	1	20	47.2	43	27	5.10	4	1	20	47.2	43	27	5.10	4	1	20	47.2	43	27	5.10	4	1	20	47.2	43	27	5.10	4	1	20	47.2	43	27
4.01	2	3	40	51.2	52	23	4.20	2	3	36	48.1	46	22	4.93	1	1	17	49.1	48	27	4.93	1	1	17	49.1	48	27	4.93	1	1	17	49.1	48	27	4.93	1	1	17	49.1	48	27	4.93	1	1	17	49.1	48	27
2.79	1	0	5	9.2	7	3	2.79	1	0	6	9.2	7	3	6.00	0	0	1	3.0	3	2	6.00	0	0	1	3.0	3	2	6.00	0	0	1	3.0	3	2	6.00	0	0	1	3.0	3	2	6.00	0	0	1	3.0	3	2
1.74	2	0	7	10.1	7	2	2.00	2	0	6	9.0	5	2	13.50	0	0	2	6.0	9	5	13.50	0	0	2	6.0	9	5	13.50	0	0	2	6.0	9	5	13.50	0	0	2	6.0	9	5	13.50	0	0	2	6.0	9	5
2.84	1	1	5	6.1	7	2	2.84	1	1	5	6.1	7	2	3.97	1	0	2	11.1	9	5	3.97	1	0	2	11.1	9	5	3.97	1	0	2	11.1	9	5	3.97	1	0	2	11.1	9	5	3.97	1	0	2	11.1	9	5
6.00	1	0	5	9.0	8	6	6.00	1	0	4	9.0	6	6	3.86	0	2	4.2	6.2	6	2	3.86	0	2	4.2	6.2	6	2	3.86	0	2	4.2	6.2	6	2	3.86	0	2	4.2	6.2	6	2	3.86	0	2	4.2	6.2	6	2
5.63	1	0	5	8.0	8	5	2.35	1	0	4	7.2	7	2	4.66	0	1	3	9.2	8	5	4.66	0	1	3	9.2	8	5	4.66	0	1	3	9.2	8	5	4.66	0	1	3	9.2	8	5	4.66	0	1	3	9.2	8	5
7.11	1	1	7	6.1	5	5	7.36	1	1	5	3.2	4	3	2.45	1	1	3	3.2	2	1	2.45	1	1	3	3.2	2	1	2.45	1	1	3	3.2	2	1	2.45	1	1	3	3.2	2	1	2.45	1	1	3	3.2	2	1
0.00	0	0	3	1.2	2	0	0.00	0	0	3	1.2	2	0	2.41	1	0	4	18.2	16	5	2.41	1	0	4	18.2	16	5	2.41	1	0	4	18.2	16	5	2.41	1	0	4	18.2	16	5	2.41	1	0	4	18.2	16	5
5.19	2	0	5	8.2	8	5	4.32	2	0	4	8.1	5	4	3.86	0	0	5	11.2	11	5	3.86	0	0	5	11.2	11	5	3.86	0	0	5	11.2	11	5	3.86	0	0	5	11.2	11	5	3.86	0	0	5	11.2	11	5
5.79	0	1	4	4.2	6	3	5.79	0	1	4	4.2	6	3	10.24	0	0	4	9.2	13	11	10.24	0	0	4	9.2	13	11	10.24	0	0	4	9.2	13	11	10.24	0	0	4	9.2	13	11	10.24	0	0	4	9.2	13	11
8.22	0	1	7	7.2	6	7	9.00	0	1	6	7.0	5	7	7.11	0	0	5	6.1	7	5	7.11	0	0	5	6.1	7	5	7.11	0	0	5	6.1	7	5	7.11	0	0	5	6.1	7	5	7.11	0	0	5	6.1	7	5
1.42	0	0	6	5.1	4	1	1.42	0	0	6	6.1	4	1	4.00	0	0	3	9.0	5	4	4.00	0	0	3	9.0	5	4	4.00	0	0	3	9.0	5	4	4.00	0	0	3	9.0	5	4	4.00	0	0	3	9.0	5	4
1.17	1	0	6	7.2	5	1	1.17	1	0	6	7.2	5	1	0.00	2	0	2	1.2	0	0	0.00	2	0	2	1.2	0	0	0.00	2	0	2	1.2	0	0	0.00	2	0	2	1.2	0	0	0.00	2	0	2	1.2	0	0
7.88	2	1	7	8.0	10	7	7.88	2	1	7	8.0	10	7	0.00	0	0	1	1.2	2	0	0.00	0	0	1	1.2	2	0	0.00	0	0	1	1.2	2	0	0.00	0	0	1	1.2	2	0	0.00	0	0	1	1.2	2	0
MUSSELMAN'S BESTS													NUÑEZ'S BESTS													STIEB'S BESTS																						
SEASON													SEASON													SEASON																						
4-15-1987													5-1987													17-1982/83																						
3-1987													5.01-1987													2-48-1985																						
89.0-1987													97.0-1987													1-1986																						
54-1987													99-1987													288-1-1985																						
4-1987													4-1987													198-1984																						
Win Strk 4-1987													Win Strk 4-1987													Win Strk 7-1987																						
Low Hit													Low Hit													Low Hit																						
SO 5--vs Bost./1/6/87													SO 11--vs KC, 7/9/87													SO 11--at Minn., 8/25/84																						
LAST START: 6/14/87 at Balt.													LAST START: 9/22/87 at Balt.													LAST RELIEF: 9/17/87 at NY																						
LAST RELIEF: 10/3/87 at Det.													LAST RELIEF: 9/29/87 vs Minn.													LAST RELIEF: 10/12/87 at Det.																						
CAREER SAVES: 3 - Balt. (1)													OPP BATTING AVERAGE .237													WIN/LOSS STREAK 6 (July, 23 vs Minn., 7/4)																						
Sea. (1), Det. (1)													SO per 9 INNINGS 5.46													OPP BATTING AVERAGE .239																						
LAST WIN: 9/1/87 vs Calif.													BB per 9 INNINGS 5.46													SO per 9 INNINGS 5.59																						
LAST SAVE: 6/24/87 at Det.													LAST SAVE: 6/24/87 at Det.													BB per 9 INNINGS 4.23																						

LIFETIME HOME RUNS - AL - BY PARKS

	TOTAL	BALT	BOST	CAL	CHI	CLEV	DET	KC	MILW	MINN†	NY	OAK	SEA	TEX	TOR
Barfield	156	9	9	3	5	5	4	3	3	5	6	6	7	5	86
Bell	139	9	5	3	9	8	6	6	3	6	4	5	10	7	60
DeWillis	1	0	0	0	1	0	0	0	0	0	0	0	0	0	0
Fernandez	20	2	0	1	0	1	2	1	1	1	1	2	2	2	7
Fielder	22	1	0	0	1	1	1	2	1	1	0	0	1	1	12
Gruber	18	2	2	0	1	0	0	0	0	0	0	0	3	1	9
Leach	15	2	0	1	0	0	4	0	0	0	0	0	0	0	7
Lee	2	0	0	0	0	0	1	0	0	0	0	0	0	0	1
Liriano	2	0	0	0	0	0	0	0	0	0	1	0	0	0	1
McGriff	20	0	1	1	2	1	1	1	1	2	2	0	1	1	7
Moseby	123	3	5	6	2	5	3	1	4	5	5	2	5	1	71
Mulliniks	54	3	3	5	1	2	4	0	0	7	1	6	2	9	22
Thornton	1	0	0	0	0	0	0	0	0	0	0	0	0	0	1
Upshaw	112	8	3	3	4	2	6	4	2	7	6	5	7	4	50
Whitt	105	3	4	2	4	6	9	1	3	4	4	3	7	7	51
Total	1450	67	59	46	48	60	80	35	38	48	56	47	86	60	720

†Metrodome

DETAILED PITCHING STATISTICS

	vs. AMERICAN LEAGUE										vs. AMERICAN LEAGUE											
	Career					1987					Career					1987						
	ERA	W	L	G	IP	H	ER	ERA	W	L	G	IP	H	ER	ERA	W	L	G	IP	H	ER	
David Wells	3.99	4	3	18	29.1	37	13	3.99	4	3	18	29.1	37	13	3.99	4	3	18	29.1	37	13	
	3.38	2	1	10	13.1	17	5	3.38	2	1	10	13.1	17	5	3.38	2	1	10	13.1	17	5	
	4.50	2	2	8	16.0	20	8	4.50	2	2	8	16.0	20	8	4.50	2	2	8	16.0	20	8	
	2.70	1	0	1	3.1	4	1	2.70	1	0	1	3.1	4	1	2.70	1	0	1	3.1	4	1	
	6.75	1	0	1	1.1	1	1	6.75	1	0	1	1.1	1	1	6.75	1	0	1	1.1	1	1	
	0.00	0	0	4	9.0	7	0	0.00	0	0	4	9.0	7	0	0.00	0	0	4	9.0	7	0	
	33.75	0	1	1	1.1	6	5	33.75	0	1	1	1.1	6	5	33.75	0	1	1	1.1	6	5	
	13.50	0	1	3	1.1	3	2	13.50	0	1	3	1.1	3	2	13.50	0	1	3	1.1	3	2	
	3.09	2	1	6	11.2	15	4	3.09	2	1	6	11.2	15	4	3.09	2	1	6	11.2	15	4	
	0.00	0	0	1	1.1	1	0	0.00	0	0	1	1.1	1	0	0.00	0	0	1	1.1	1	0	
	2.49	3	2	15	25.1	29	7	2.49	3	2	15	25.1	29	7	2.49	3	2	15	25.1	29	7	
	13.50	1	1	3	4.0	8	6	13.50	1	1	3	4.0	8	6	13.50	1	1	3	4.0	8	6	
	15.19	0	2	2	5.1	15	9	15.19	0	2	2	5.1	15	9	15.19	0	2	2	5.1	15	9	
	1.50	2	0	6	6.0	7	1	1.50	2	0	6	6.0	7	1	1.50	2	0	6	6.0	7	1	
	4.63	2	3	12	23.1	30	12	4.63	2	3	12	23.1	30	12	4.63	2	3	12	23.1	30	12	
	15.19	0	2	2	5.1	15	9	15.19	0	2	2	5.1	15	9	15.19	0	2	2	5.1	15	9	
	1.50	4	1	16	24.0	22	4	1.50	4	1	16	24.0	22	4	1.50	4	1	16	24.0	22	4	
	9.00	0	1	1	4.0	9	4	9.00	0	1	1	4.0	9	4	9.00	0	1	1	4.0	9	4	
	33.75	0	1	1	1.1	6	5	33.75	0	1	1	1.1	6	5	33.75	0	1	1	1.1	6	5	
	1.50	4	1	16	24.0	22	4	1.50	4	1	16	24.0	22	4	1.50	4	1	16	24.0	22	4	
	6 (Oct. 3 at Det.)							6 (Oct. 3 at Det.)							6 (Oct. 3 at Det.)							
	6 (Sept. 22 at Balt.)							6 (Sept. 22 at Balt.)							6 (Sept. 22 at Balt.)							
	WIN/LOSS STREAK							WIN/LOSS STREAK							WIN/LOSS STREAK							
	2/2							2/2							2/2							
	OPP BATTING AVERAGE							OPP BATTING AVERAGE							OPP BATTING AVERAGE							
	.311							.311							.311							
	SO per 9 INNINGS							SO per 9 INNINGS							SO per 9 INNINGS							
	9.82							9.82							9.82							
	BB per 9 INNINGS							BB per 9 INNINGS							BB per 9 INNINGS							
	3.68							3.68							3.68							

**WARD'S BESTS**  
 SEASON 1-1987  
 W 6.94 - 1987  
 ERA 8.31 - 1987  
 SV 11.2 - 1987  
 IP 10 - 1987  
 SO 10 - 1987  
 Win Strk. -  
 Low Hit -  
 SO 3 - vs Sea. 9/4/87  
**GAME**  
 LAST START: 4/17/87 vs Bost.  
 LAST WIN: 9/7/87 at Milw.

**WELLS' BESTS**  
 SEASON 4-1987  
 W 3.99 - 1987  
 ERA 3.99 - 1987  
 SV 29.1 - 1987  
 IP 32 - 1987  
 Win Strk. 2 - 1987  
**GAME**  
 Low Hit -  
 SO 6 - at Det. 10/9/87  
 at Balt. 9/22/87  
**LAST START:** 7/4/87 at KC  
**SAVES:** 1 - NY (1)  
**LAST WIN:** 7/4/87 at KC  
**LAST SAVE:** 9/18/87 at NY  
**LAST START:** 9/22/87 at Balt.

## CAREER FIELDING BY POSITION

Barfield, Jesse — OF							
Year	PCT	G	PO	A	E	TC	DP
1981	1.000	25	71	2	0	73	1
1982	.963	137	217	15	9	241	4
1983	.966	120	213	16	8	237	4
1984	.952	88	190	9	10	209	5
1985	.989	154	349	22	4	375	8
1986	.992	157	368	20	3	391	8
1987	.992	158	341	17	3	361	4
<b>Total</b>	<b>.980</b>	<b>839</b>	<b>1749</b>	<b>101</b>	<b>37</b>	<b>1887</b>	<b>34</b>

Bell, George — OF							
Year	PCT	G	PO	A	E	TC	DP
1981	.969	44	92	3	3	98	2
1983	.954	34	61	1	3	65	0
1984	.971	147	289	11	9	309	1
1985	.968	157	320	13	11	344	3
1986	.966	147	269	17	10	296	1
1987	.960	148	248	14	11	273	1
<b>Total</b>	<b>.966</b>	<b>677</b>	<b>1279</b>	<b>59</b>	<b>47</b>	<b>1385</b>	<b>8</b>

Bell, George — 2B							
Year	PCT	G	PO	A	E	TC	DP
1987	1.000	1	1	0	0	1	0
<b>Total</b>	<b>1.000</b>	<b>1</b>	<b>1</b>	<b>0</b>	<b>0</b>	<b>1</b>	<b>0</b>

Bell, George — 3B							
Year	PCT	G	PO	A	E	TC	DP
1984	1.000	3	0	2	0	2	0
1985	1.000	2	0	1	0	1	0
1986	1.000	2	1	0	0	1	0
1987	—	1	0	0	0	0	0
<b>Total</b>	<b>1.000</b>	<b>8</b>	<b>1</b>	<b>3</b>	<b>0</b>	<b>4</b>	<b>0</b>

Beniquez, Juan — SS							
Year	PCT	G	PO	A	E	TC	DP
1971	.895	15	24	27	6	57	5
1972	.900	27	38	88	14	140	19
1985	1.000	1	0	1	0	1	0
<b>Total</b>	<b>.899</b>	<b>43</b>	<b>62</b>	<b>116</b>	<b>20</b>	<b>198</b>	<b>24</b>

Beniquez, Juan — OF							
Year	PCT	G	PO	A	E	TC	DP
1974	.978	97	264	4	6	274	2
1975	.991	44	104	3	1	108	2
1976	.986	141	410	18	6	434	3
1977	.988	123	311	10	4	325	1
1978	.972	126	309	8	9	326	1
1979	.981	60	99	4	2	105	0
1980	.957	65	176	3	8	187	0
1981	.959	55	117	0	5	122	0
1982	.983	107	113	4	2	119	1
1983	.968	84	174	8	6	188	1
1984	.971	98	197	5	6	208	1
1985	1.000	71	119	1	0	120	0
1986	.963	54	102	1	4	107	0
1987	.875	7	7	0	1	8	0
<b>Total</b>	<b>.977</b>	<b>1132</b>	<b>2502</b>	<b>69</b>	<b>60</b>	<b>2631</b>	<b>12</b>

Beniquez, Juan — 2B							
Year	PCT	G	PO	A	E	TC	DP
1976	.500	1	1	0	1	2	0
<b>Total</b>	<b>.500</b>	<b>1</b>	<b>1</b>	<b>0</b>	<b>1</b>	<b>2</b>	<b>0</b>

Beniquez, Juan — 1B							
Year	PCT	G	PO	A	E	TC	DP
1985	.988	46	319	24	4	347	42
1986	.990	14	96	8	1	105	14
1987	1.000	8	57	1	0	58	6
<b>Total</b>	<b>.990</b>	<b>68</b>	<b>472</b>	<b>33</b>	<b>5</b>	<b>510</b>	<b>62</b>

Beniquez, Juan — 3B							
Year	PCT	G	PO	A	E	TC	DP
1975	1.000	14	6	14	0	20	0
1979	1.000	3	1	11	0	12	0
1985	1.000	1	1	0	0	1	0
1986	.882	25	13	47	8	68	1
<b>Total</b>	<b>.921</b>	<b>43</b>	<b>21</b>	<b>72</b>	<b>8</b>	<b>101</b>	<b>1</b>

Cerutti, John — P							
Year	PCT	G	PO	A	E	TC	DP
1985	1.000	4	0	1	0	1	0
1986	1.000	34	8	21	0	29	2
1987	.952	44	5	15	1	21	1
<b>Total</b>	<b>.980</b>	<b>82</b>	<b>13</b>	<b>37</b>	<b>1</b>	<b>51</b>	<b>3</b>

Clancy, Jim — P							
Year	PCT	G	PO	A	E	TC	DP
1977	.870	13	6	14	3	23	4
1978	.957	31	14	30	2	46	3
1979	1.000	12	1	11	0	12	0
1980	.961	34	14	35	2	51	2
1981	1.000	22	2	10	0	12	0
1982	.953	40	14	27	2	43	2
1983	.976	34	23	17	1	41	1
1984	.978	36	15	30	1	46	4
1985	.955	23	6	15	1	22	1
1986	.982	34	34	23	1	58	2
1987	.968	37	25	36	2	63	4
<b>Total</b>	<b>.964</b>	<b>316</b>	<b>154</b>	<b>248</b>	<b>15</b>	<b>417</b>	<b>23</b>

Davis, Steve — P							
Year	PCT	G	PO	A	E	TC	DP
1985	1.000	10	0	4	0	4	0
1986	.000	3	0	0	0	0	0
<b>Total</b>	<b>1.000</b>	<b>13</b>	<b>0</b>	<b>4</b>	<b>0</b>	<b>4</b>	<b>0</b>

DeWillis, Jeff — C							
Year	PCT	G	PO	A	E	TC	DP
1987	.964	13	49	5	2	56	1
<b>Total</b>	<b>.964</b>	<b>13</b>	<b>49</b>	<b>5</b>	<b>2</b>	<b>56</b>	<b>1</b>

Ducey, Rob — OF							
Year	PCT	G	PO	A	E	TC	DP
1987	1.000	28	31	0	0	31	0
<b>Total</b>	<b>1.000</b>	<b>28</b>	<b>31</b>	<b>0</b>	<b>0</b>	<b>31</b>	<b>0</b>

Eichhorn, Mark — P							
Year	PCT	G	PO	A	E	TC	DP
1982	1.000	7	1	3	0	4	0
1986	1.000	69	16	21	0	37	1
1987	.970	89	2	30	1	33	2
<b>Total</b>	<b>.986</b>	<b>165</b>	<b>19</b>	<b>54</b>	<b>1</b>	<b>74</b>	<b>3</b>

Fernandez, Tony — SS							
Year	PCT	G	PO	A	E	TC	DP
1983	1.000	13	16	17	0	33	6
1984	.974	73	116	178	8	302	40
1985	.962	160	283	478	30	791	109
1986	.983	163	294	445	13	752	103
1987	.979	146	270	396	14	680	88
<b>Total</b>	<b>.975</b>	<b>555</b>	<b>979</b>	<b>1514</b>	<b>65</b>	<b>2558</b>	<b>346</b>

Fernandez, Tony — 3B							
Year	PCT	G	PO	A	E	TC	DP
1984	.952	10	3	17	1	21	1
<b>Total</b>	<b>.952</b>	<b>10</b>	<b>3</b>	<b>17</b>	<b>1</b>	<b>21</b>	<b>1</b>

Fielder, Cecil — 1B							
Year	PCT	G	PO	A	E	TC	DP
1985	.979	25	171	17	4	192	21
1986	1.000	7	37	3	0	40	3
1987	1.000	16	98	6	0	104	12
<b>Total</b>	<b>.988</b>	<b>48</b>	<b>306</b>	<b>26</b>	<b>4</b>	<b>336</b>	<b>36</b>

Fielder, Cecil — 3B							
Year	PCT	G	PO	A	E	TC	DP
1986	.500	2	0	1	1	2	0
1987	—	2	0	0	0	0	0
<b>Total</b>	<b>.500</b>	<b>4</b>	<b>0</b>	<b>1</b>	<b>1</b>	<b>2</b>	<b>0</b>

Fielder, Cecil — OF

Year	PCT	G	PO	A	E	TC	DP
1986	.000	1	0	0	0	0	0
<b>Total</b>	.000	1	0	0	0	0	0

Flanagan, Mike — P

Year	PCT	G	PO	A	E	TC	DP
1975	1.000	2	0	2	0	2	0
1976	1.000	20	4	13	0	17	0
1977	1.000	36	7	36	0	43	3
1978	.957	40	6	38	2	46	1
1979	.957	39	4	41	2	47	2
1980	.980	37	6	42	1	49	2
1981	.966	20	4	24	1	29	1
1982	1.000	36	7	38	0	45	1
1983	.913	20	6	15	2	23	1
1984	1.000	34	3	33	0	36	2
1985	1.000	15	4	11	0	15	0
1986	1.000	29	4	17	0	21	1
1987	1.000	7	3	4	0	7	1
<b>Total</b>	.979	335	58	314	8	380	14

Gruber, Kelly — 2B

Year	PCT	G	PO	A	E	TC	DP
1985	.000	1	0	0	0	0	0
1986	.969	14	15	16	1	32	5
1987	1.000	7	3	4	0	7	1
<b>Total</b>	.974	22	18	20	1	39	6

Gruber, Kelly — SS

Year	PCT	G	PO	A	E	TC	DP
1984	.667	1	0	2	1	3	0
1986	1.000	5	3	2	0	5	0
1987	.980	21	20	28	1	49	7
<b>Total</b>	.965	26	23	32	2	57	7

Gruber, Kelly — 3B

Year	PCT	G	PO	A	E	TC	DP
1984	.933	12	4	10	1	15	0
1985	1.000	5	2	6	0	8	0
1986	.940	42	19	59	5	83	3
1987	.948	119	52	168	12	232	11
<b>Total</b>	.947	178	77	243	18	338	14

Henke, Tom — P

Year	PCT	G	PO	A	E	TC	DP
1982	1.000	8	2	2	0	4	0
1983	.750	8	0	3	1	4	0
1984	1.000	25	1	2	0	3	0
1985	1.000	28	3	3	0	6	0
1986	1.000	63	2	2	0	4	1
1987	1.000	72	9	12	0	21	1
<b>Total</b>	.976	204	17	24	1	42	2

Key, Jimmy — P

Year	PCT	G	PO	A	E	TC	DP
1984	.952	63	9	11	1	21	0
1985	.957	35	15	52	3	70	3
1986	1.000	36	18	42	0	60	4
1987	.953	36	17	44	3	64	5
<b>Total</b>	.967	170	59	149	7	215	12

Leach, Rick — 1B

Year	PCT	G	PO	A	E	TC	DP
1981	1.000	32	133	14	0	147	15
1982	.995	56	410	28	2	440	36
1983	.994	73	447	45	3	495	37
1984	1.000	15	69	13	0	82	9
1985	.987	10	72	6	1	79	8
1986	.971	7	63	5	2	70	11
1987	1.000	5	6	0	0	6	0
<b>Total</b>	.994	198	1200	111	8	1319	116

Leach, Rick — OF

Year	PCT	G	PO	A	E	TC	DP
1981	1.000	15	16	0	0	16	0
1982	1.000	14	20	1	0	21	0
1983	.947	13	18	0	1	19	0
1984	1.000	23	23	1	0	24	0
1985	1.000	4	6	0	0	6	0
1986	.978	39	44	0	1	45	0
1987	.981	43	58	1	1	53	0
<b>Total</b>	.984	151	178	3	3	184	0

Leach, Rick — P

Year	PCT	G	PO	A	E	TC	DP
1984	.000	1	0	0	0	0	0
<b>Total</b>	.000	1	0	0	0	0	0

Lee, Manny — 2B

Year	PCT	G	PO	A	E	TC	DP
1985	.971	38	27	40	2	69	8
1986	.990	29	32	72	1	105	10
1987	.966	27	51	61	4	116	16
<b>Total</b>	.976	94	110	173	7	290	34

Lee, Manny — SS

Year	PCT	G	PO	A	E	TC	DP
1985	.952	8	7	13	1	21	3
1986	.857	5	3	3	1	7	1
1987	.987	26	26	49	1	76	10
<b>Total</b>	.971	39	36	65	3	104	14

Liriano, Nelson — 2B

Year	PCT	G	PO	A	E	TC	DP
1987	.995	37	83	107	1	191	28
<b>Total</b>	.995	37	83	107	1	191	28

McGriff, Fred — 1B

Year	PCT	G	PO	A	E	TC	DP
1986	1.000	1	3	0	0	3	0
1987	.983	14	108	7	2	117	5
<b>Total</b>	.983	15	111	7	2	120	5

Moseby, Lloyd — OF

Year	PCT	G	PO	A	E	TC	DP
1980	.982	104	208	12	4	224	1
1981	.989	100	259	4	3	266	0
1982	.992	145	361	4	3	368	0
1983	.983	147	399	10	7	416	1
1984	.990	156	473	8	5	486	2
1985	.980	152	394	7	8	409	1
1986	.984	147	371	6	6	383	1
1987	.980	153	294	7	6	307	1
<b>Total</b>	.985	1104	2759	58	42	2859	7

Mulliniks, Rance — 3B

Year	PCT	G	PO	A	E	TC	DP
1981	.900	5	4	5	1	10	1
1982	.938	102	60	137	13	210	13
1983	.971	116	70	161	7	238	12
1984	.968	119	65	148	7	220	13
1985	.971	119	75	162	7	244	16
1986	.975	110	60	176	6	242	13
1987	.927	96	29	137	13	179	14
<b>Total</b>	.960	667	363	926	54	1343	82

Mulliniks, Rance — 2B

Year	PCT	G	PO	A	E	TC	DP
1980	1.000	14	11	19	0	30	4
1981	.900	10	14	13	3	30	4
1983	1.000	2	0	1	0	1	0
1984	.000	1	0	0	0	0	0
1986	.000	1	0	0	0	0	0
<b>Total</b>	.967	28	25	33	3	60	8

# 142 • CAREER FIELDING

Mulliniks, Rance — SS							
Year	PCT	G	PO	A	E	TC	DP
1977	.963	77	112	229	13	354	37
1978	.953	47	68	93	8	169	22
1979	.957	22	46	43	4	93	13
1980	.981	18	19	34	1	54	5
1981	.966	7	7	21	1	29	4
1982	.963	16	9	17	1	27	3
1983	1.000	15	7	23	0	30	7
1984	.857	3	2	4	1	7	2
1987	—	1	0	0	0	0	0
<b>Total</b>	<b>.962</b>	<b>206</b>	<b>270</b>	<b>464</b>	<b>29</b>	<b>763</b>	<b>93</b>

Musselman, Jeff — P							
Year	PCT	G	PO	A	E	TC	DP
1986	1.000	6	1	1	0	2	0
1987	1.000	68	9	15	0	24	2
<b>Total</b>	<b>1.000</b>	<b>74</b>	<b>10</b>	<b>16</b>	<b>0</b>	<b>26</b>	<b>2</b>

Myers, Greg — C							
Year	PCT	G	PO	A	E	TC	DP
1987	1.000	7	24	1	0	25	0
<b>Total</b>	<b>1.000</b>	<b>7</b>	<b>24</b>	<b>1</b>	<b>0</b>	<b>25</b>	<b>0</b>

Nunez, Jose — P							
Year	PCT	G	PO	A	E	TC	DP
1987	1.000	37	5	7	0	12	1
<b>Total</b>	<b>1.000</b>	<b>37</b>	<b>5</b>	<b>7</b>	<b>0</b>	<b>12</b>	<b>1</b>

Stark, Matt — C							
Year	PCT	G	PO	A	E	TC	DP
1987	1.000	5	25	1	0	26	0
<b>Total</b>	<b>1.000</b>	<b>5</b>	<b>25</b>	<b>1</b>	<b>0</b>	<b>26</b>	<b>0</b>

Stieb, Dave — P							
Year	PCT	G	PO	A	E	TC	DP
1979	.977	18	12	31	1	44	1
1980	.987	34	20	58	1	79	8
1981	.980	25	11	38	1	50	3
1982	.976	36	27	53	2	82	6
1983	.968	36	28	33	2	63	1
1984	.982	35	22	34	1	57	4
1985	.946	36	34	53	5	92	5
1986	.980	37	15	33	1	49	4
1987	.961	33	24	25	2	51	2
<b>Total</b>	<b>.972</b>	<b>292</b>	<b>193</b>	<b>358</b>	<b>16</b>	<b>567</b>	<b>34</b>

Thornton, Lou — OF							
Year	PCT	G	PO	A	E	TC	DP
1985	.957	35	44	0	2	46	0
1987	—	4	0	0	0	0	0
<b>Total</b>	<b>.957</b>	<b>39</b>	<b>44</b>	<b>0</b>	<b>2</b>	<b>46</b>	<b>0</b>

Upshaw, Willie — 1B							
Year	PCT	G	PO	A	E	TC	DP
1978	.963	10	50	2	2	54	4
1980	.983	14	51	7	1	59	11
1981	1.000	14	58	5	0	63	7
1982	.989	155	1438	101	17	1556	123
1983	.985	159	1294	117	21	1432	131
1984	.990	151	1246	103	14	1363	133
1985	.992	147	1157	104	10	1271	111
1986	.992	154	1314	131	12	1457	118
1987	.993	146	1169	127	9	1305	114
<b>Total</b>	<b>.983</b>	<b>950</b>	<b>7719</b>	<b>697</b>	<b>86</b>	<b>8560</b>	<b>752</b>

Upshaw, Willie — OF							
Year	PCT	G	PO	A	E	TC	DP
1978	.943	52	81	2	5	88	1
1980	.000	1	0	0	0	0	0
1981	1.000	14	14	1	0	15	1
<b>Total</b>	<b>.951</b>	<b>67</b>	<b>95</b>	<b>3</b>	<b>5</b>	<b>103</b>	<b>2</b>

Ward, Duane — P							
Year	PCT	G	PO	A	E	TC	DP
1986 (NL)	1.000	10	0	6	0	6	0
1986 (AL)	1.000	2	1	0	0	1	0
1987	1.000	12	2	2	0	4	0
<b>Total</b>	<b>1.000</b>	<b>24</b>	<b>3</b>	<b>8</b>	<b>0</b>	<b>11</b>	<b>0</b>

Whitt, Ernie — C							
Year	PCT	G	PO	A	E	TC	DP
1976	1.000	8	24	0	0	24	0
1977	1.000	14	62	4	0	66	0
1978	1.000	1	7	1	0	8	0
1980	.986	105	436	56	7	499	11
1981	.991	72	297	46	3	346	5
1982	.982	98	406	30	8	444	0
1983	.992	119	554	50	5	609	4
1984	.994	118	583	40	4	627	8
1985	.988	134	649	38	8	695	6
1986	.991	129	709	41	7	757	7
1987	.994	131	803	55	5	863	10
<b>Total</b>	<b>.990</b>	<b>929</b>	<b>4530</b>	<b>361</b>	<b>47</b>	<b>4938</b>	<b>51</b>

## MARATHONS IN BLUE JAYS' HISTORY

Date	Opponent	H/A	Innings	Score	Winner	Loser
Oct. 4/80	Boston	A	17 (1st)	7-6	Leal	Stanley
*Aug. 28/80	Minnesota	H	15	5-7	Verhoeven	Jefferson
May 23/81	Oakland	A	15	2-3	Jones	Leal
June 12/83	California	A	15	6-5	Clarke	Brown
July 27/86	Oakland	A	15	0-1	Leiper	Clarke
May 17/80	Oakland	H	14	2-4	Keough	McLaughlin
Aug. 9/80	Kansas City	H	14	4-3	Willis	Eastwick
July 31/78	Detroit	H	14	8-7	Coleman	Sykes
Sept. 24/78	Boston	H	14	6-7	Drago	Buskey
Apr. 29/81	Milwaukee	A	14	5-0	Leal	Easterley
Sept. 21/85	Milwaukee	H	14	2-1	Lamp	Darwin
June 8/77	California	A	13	1-2	Laroche	Bruno
July 15/77	Detroit	H	13	8-6	Vuckovich	Crawford
May 28/78	New York	A	13	5-6	Gossage	Murphy
June 20/78	Detroit	H	13	3-4	Hiller	Willis
June 8/80	Minnesota	A	13 (2nd)	6-4	McLaughlin	Arroyo
Sept. 14/80	Baltimore	H	13	4-3	Barlow	D. Martinez
#Sept. 17/80	New York	A	13	7-8	T. Underwood	Kucek
Sept. 22/81	Oakland	H	13 (1st)	2-3	Beard	Leal
June 6/82	New York	H	13	6-12	Rawley	McLaughlin
June 30/83	Cleveland	H	13	6-5	McLaughlin	Anderson
Apr. 20/84	California	H	13	6-10	Sanchez	Acker
July 25/84	Kansas City	A	13	4-5	Quisenberry	Clark
Aug. 15/84	Cleveland	A	13 (2nd)	3-4	Jeffcoat	Key
July 9/85	Seattle	A	13	9-4	Musselman	Vande Berg
Aug. 13/86	Baltimore	A	13	6-7	Aase	Aquino
April 14/87	Chicago	H	13	W4-3	Eichhorn	McKeon
Sept. 27/87	Detroit	H	13	L2-3	Henneman	Nunez

\*Suspended game, due to CNE curfew—completed on August 29th  
 #Suspended game, due to rain—completed on September 18th

LEADING OPPONENTS (SEASON) VS BLUE JAYS

	1987	RECORD
Batting Average (30 AB's)	444, Robin Yount, Milw	.519, Don Mattingly, NY-1986
Most at Bats	54, Robin Yount, Milw	67, Rick Burleson, Bos-1977
Most Runs	15, Robin Yount, Milw	17, Ron LeFlore, Det-1977 Ron LeFlore, Det-1978
Most Hits	24, Robin Yount, Milw	27, Don Mattingly, NY-1986
Most Total Bases	41, Robin Yount, Milw	50, George Brett, KC-1983
Most Doubles	6, Alfredo Griffin, Oak	9, George Brett, KC-1979
Most Triples	3, Robin Yount, Milw	3, Ron LeFlore, Det-1977 Rick Peters, Det-1981 Julio Franco, Clev-1983 Robin Yount, Milw-1987
Most Home Runs	6, Cory Snyder, Clev	7, Bobby Grich, Cal-1979 Jim Rice, Bos-1983
Most Runs Batted In	14, Cory Snyder, Clev Robin Yount, Milw	22, Carlton Fisk, Bos-1977
Most Sacrifice Bunts	3, Larry Owen, KC	4, Jim Sundberg, Tex-1977 Roy Smalley, Minn-1978 Jim Morrison, Chi-1980
Most Sacrifice Flies	2, Four Players	3, Seven Players
Most Times Striking Out	22, Bo Jackson, KC	22, Bo Jackson, KC-1987
Most Walks	13, Willie Randolph, NY	13, Jason Thompson, Det-1977 Butch Wynegar, Minn-1979 Wade Boggs, Bos-1983 George Brett, KC-1986 Willie Randolph, NY-1987
Most Times Hit By Pitch	2, Pat Tabler, Clev	4, Chet Lemon, Chi-1981 Don Baylor, Bos-1986
Most Stolen Bases	8, Brett Butler, Clev	8, Rickey Henderson-1981 Rickey Henderson-1983 Rickey Henderson-1985 Brett Butler, Clev-1987
Most Times Caught Stealing	3, Gary Redus, Chgo, Kirk Gibson, Det	4, Gil Flores, Cal-1977 Dwayne Murphy, Oak-1980 Rickey Henderson, Oak-1981 Brett Butler, Clev-1985
Most Times GIDP	5, Gary Ward, NY	6, Buddy Bell, Clev-1978 Dave Engle, Minn-1984
Most Wins	4, Dave Stewart, Oak	4, Dennis Eckersley, Bos-1978 Rick Waits, Clev-1978 Dave Goltz, Minn-1979 Chuck Rainey, Bos-1979 Luis Tiant, NY-1979 Steve Stone, Balt-1980 Britt Burns, Chi-1982 Dave Stewart, Oak-1987
Most Losses	4, Mike Boddicker, Balt	4, Danny Darwin, Tex-1983 Mike Boddicker, Balt-1987
Most Appearances	8, Joe Sambito, Bos	10, Keith Atherton, Oak-Minn-1986
Most Complete Games	2, Six Pitchers	4, Mike Flanagan, Balt-1978 Mike Norris, Oak-1980
Most Saves	3, Jerry Don Gleaton, KC	5, Dan Quisenberry-1983
Most Innings Pitched	33.2, Dave Stewart, Oak	40.0, Mike Flanagan, Balt-1978
Most Hits Allowed	36, Mike Boddicker, Balt	43, Mike Flanagan, Balt-1978
Most Runs Allowed	20, Mike Moore, Sea	23, Frank Viola, Minn-1985
Most Earned Runs	18, Mike Boddicker, Balt	19, Mike Caldwell, Milw-1983
Most Home Runs Allowed	7, Floyd Bannister, Chgo	7, Floyd Bannister, Chgo-1987
Most Strikeouts	32, Dave Stewart, Oak	44, Nolan Ryan, Cal-1977
Most Base on Balls	15, Jose DeLeon, Chgo	20, Nolan Ryan, Cal-1977
Most Hit Batsmen	5, Jose DeLeon, Chgo	5, Jose DeLeon, Chgo-1987
Most Wild Pitches	4, Tommy John, NY	5, Charlie Hough, Tex-1986

THE GOLD GLOVE

JESSE BARFIELD (OF) and TONY FERNANDEZ (SS) in 1986 became the first Blue Jays in the club's history to win Gold Gloves. Both Barfield (OF) and Fernandez (SS) were repeat winners in 1987.

The Gold Glove Awards are presented by THE SPORTING NEWS in co-operation with Rawlings Sporting Goods Company to those players considered the best at their positions by vote of league managers and coaches. Selection is based not only on consistency (i.e. fielding percentage) but also on range, overall ability and effectiveness.

FIVE HIT GAMES BY OPPONENTS

June 1/77	-Al Cowens, Kansas City (H) (5 for 5, 2 runs; 3-1B; 1-3B; 1-RBI)
June 1/80	-Eric Soderholm, New York (A) (5 for 5, 2 runs; 4-1B; 1-3B; 2-RBI)
Sept. 29/80	-Alan Trammell, Detroit (A) (5 for 6, 1 run; 3-1B; 2-2B; 1-RBI)
Oct. 4/80	-Dwight Evans, Boston (A) (5 for 7, 2 runs; 1-1B; 3-2B; 1-HR; 1-RBI)
May 11/81	-Rick Miller, Boston (H) (5 for 5, 3 runs; 1-1B; 4-2B; 1-RBI)
June 3/81	-Rick Burleson, California (H) (5 for 5, 2 runs; 4-1B; 1-2B; 3-RBI)
July 31/83	-Toby Harrah, Cleveland (H) (5 for 5, 1 run; 3-1B; 2-2B; 3-RBI)
Sept. 16/83	-Tim Teufel, Minnesota (A) (5 for 5 runs; 2-1B; 1-3B; 2-HR; 3-RBI)
June 2/84	-Don Mattingly (H) (5 for 6, 1 run; 5-1B; 1-RBI)
June 3/84	-Dave Winfield (H) (5 for 6, 3 runs; 5-1B; 2-RBI)

## OPPONENTS BATTING YEAR-BY-YEAR

	AVG.	G	AB	R	H	TB	1B	2B	3B	HR		RBI	BB	SO	SH-SF	HP	SB-CS	LOB	SLUG
										H-A-T									
1977	.278	161	5524	822	1568	2361	1074	241	55	94-58-152	762	623	771	64-70	20	84-75	1184	.427	
1978	.279	161	5488	775	1529	2371	1037	291	52	75-74-149	730	614	758	79-51	22	101-66	1192	.432	
1979	.281	162	5469	862	1537	2408	1042	284	46	91-74-165	809	594	613	67-50	40	85-56	1107	.440	
1980	.274	162	5567	762	1523	2240	1105	254	29	75-60-135	720	635	705	92-47	28	115-53	1209	.402	
1981	.252	106	3602	466	908	1348	640	168	28	41-31-72	435	377	451	38-36	36	55-35	763	.374	
1982	.257	162	5546	701	1426	2275	1011	234	36	75-72-147	657	493	776	46-31	25	78-46	1109	.410	
1983	.259	162	5531	726	1434	2254	947	299	43	84-61-145	689	517	835	34-50	42	83-46	1112	.408	
1984	.257	163	5574	696	1433	2185	1009	236	48	78-62-140	662	528	875	54-45	34	75-40	1147	.392	
1985	.243	161	5406	588	1312	2029	917	220	28	78-69-147	558	484	823	47-41	26	83-44	1072	.375	
1986	.261	163	5621	733	1467	2283	1008	266	29	89-75-164	691	487	1002	59-51	45	95-46	1103	.406	
1987	.244	162	5426	655	1323	2145	857	268	40	83-75-156	620	567	1064	56-32	22	123-59	1086	.395	

## OPPONENTS PITCHING YEAR-BY-YEAR

	W-L	ERA	AP	RA	CG	SV	SHD	IP	H	R	ER	HR	BB	SO	HB	WP
1977	107-54	3.25	345	184	52	43	15	1452	1367	822	525	100	499	819	23	35
1978	102-59	3.31	340	179	59	33	19	1450	1358	590	534	98	448	645	23	32
1979	109-53	3.32	347	185	53	41	15	1444	1362	613	533	95	448	663	36	37
1980	95-67	3.39	343	181	54	34	12	1481	1398	624	558	126	448	813	33	37
1981	69-37	2.76	239	133	30	21	20	967	797	329	297	61	284	556	20	25
1982	84-78	3.61	397	235	39	37	9	1448	1447	651	581	106	415	749	28	43
1983	73-89	4.48	413	251	26	33	8	1437.1	1546	795	716	167	510	810	32	45
1984	73-89	4.08	426	263	26	28	4	1453.0	1555	750	659	143	460	816	52	47
1985	62-99	4.28	427	266	24	23	4	1427.0	1482	759	679	158	503	807	30	8
1986	76-86	4.40	480	317	19	38	6	1470.0	1540	809	718	181	496	848	33	46
1987	66-96	4.72	—	—	26	33	10	1441.1	1514	845	756	215	555	970	38	64

## OPPONENTS GRAND SLAM HOME RUNS

Date	Player/Club	H/A	Pitcher
Sept. 6/77	Carlton Fisk, Boston	H	Mike Darr (1st inning)
April 18/78	Amos Otis, Kansas City	H	Dave Lemanczyk (1st inning)
April 25/78	Paul Dade, Cleveland	H	Jerry Garvin (4th inning)
May 26/78	Jim Spencer, New York	A	Tom Murphy (7th inning)
June 24/78	Gary Alexander, Cleveland	A	Mike Willis (4th inning)
August 6/78	Al Cowens, Kansas City	A	Balor Moore (1st inning)
May 22/79	Andre Thornton, Cleveland	H	Mark Lemongello (3rd inning)
June 3/79	Dan Meyer, Seattle	A	Mark Lemongello (3rd inning)
June 10/79	Jim Essian, Oakland	A	Mike Willis (5th inning)
June 13/79 (1st)	Willie Aikens, California	H	Dyar Miller (3rd inning)
June 14/79	Willie Aikens, California	H	Phil Huffman (1st inning)
July 15/79	Dave Edwards, Minnesota	H	Jim Clancy (3rd inning)
August 25/79	Don Baylor, California	H	Balor Moore (1st inning)
Sept. 9/79	Bobby Bonds, Cleveland	A	Tom Buskey (9th inning)
April 22/81	Paul Molitor, Milwaukee	H	Joey McLaughlin (5th inning)
June 7/81	Buddy Bell, Texas	A	Roy Lee Jackson (8th inning)
May 29/82 (2nd)	Benny Ayala, Baltimore	A	Jerry Garvin (7th inning)
June 2/82	Bobby Murcer, New York	H	Mark Bombardier (13th inning)
July 11/82	Harold Baines, Chicago	H	Jerry Garvin (2nd inning)
July 30/82	Alan Trammell, Detroit	H	Jim Clancy (4th inning)
August 24/82	Joe Nolan, Baltimore	A	Joey McLaughlin (10th inning)
August 26/82	Eddie Murray, Baltimore	A	Ken Schrom (3rd inning)
June 15/83	Dave Lopes, Oakland	H	Dave Geisel (5th inning)
August 8/83 (2nd)	Ken Griffey, New York	A	Matt Williams (1st inning)
August 20/83	Jim Rice, Boston	A	Dave Stieb (3rd inning)
July 20/84	Alvin Davis, Seattle	A	Roy Lee Jackson (7th inning)
April 19/85	Fritz Connally, Baltimore	H	Doyle Alexander (5th inning)
May 15/85	Jerry Narron, California	H	Bill Caudill (9th inning)
May 8/86	Wally Joyner, California	A	Jim Acker (3rd inning)
May 9/86	Alvin Davis, Seattle	A	Don Gordon (7th inning)
April 9/87	Cory Snyder, Cleveland	H	Joe Johnson (1st inning)
June 29/87	Don Mattingly, New York	H	John Cerutti (2nd inning)
June 29/87	Dave Winfield, New York	H	Tom Henke (8th inning)
August 6/87	Casey Parsons, Cleveland [PH]	A	Mark Eichhorn (6th inning)
August 10/87	Sam Horn, Boston	A	Jose Nunez (8th inning)

## MOST OPPONENTS HOMERS, ONE SEASON, AT EXHIBITION STADIUM

Cliff Johnson, N.Y.	5, 1977
Eddie Murray, Balt.	5, 1980
George Brett, KC	5, 1983
Jim Rice, Bost.	5, 1983
Carlton Fisk, Bost.	4, 1977
Jim Dwyer, Bost.	4, 1980
Greg Luzinski, Chi.	4, 1981
Dwight Evans, Bost.	4, 1984
Brook Jacoby, Clev.	4, 1985
Mike Davis, Oak.	4, 1986

OPPONENTS HOMERS AT EXHIBITION STADIUM THRU 1987

Adams (G) . . . . . 1	Evans (DA) . . . . . 4	Madlock . . . . . 1	Rodriguez . . . . . 3
Aikens . . . . . 5	Evans (DW) . . . . . 13	Manning . . . . . 3	Roenicke . . . . . 1
Alexander (G) . . . . . 3		Manrique . . . . . 1	Rudi . . . . . 2
Almon . . . . . 2	Fisk . . . . . 9	Mattingly . . . . . 8	
Armas . . . . . 9	Fletcher . . . . . 2	May (D) . . . . . 2	Sakata . . . . . 1
Ayala . . . . . 2	Foley . . . . . 1	May (L) . . . . . 6	Salas . . . . . 1
	Ford . . . . . 5	May (M) . . . . . 3	Sample . . . . . 1
Baines . . . . . 9	Franco . . . . . 4	Mayberry . . . . . 3	Sax (D) . . . . . 1
Balboni . . . . . 4		Mazzilli . . . . . 2	Schroeder . . . . . 1
Baker (D) . . . . . 1	Gaetti . . . . . 3	McDowell . . . . . 5	Scott . . . . . 3
Bando (C) . . . . . 2	Gamble . . . . . 6	McGwire . . . . . 2	Sexton . . . . . 1
Bannister . . . . . 3	Gantner . . . . . 2	McKinney . . . . . 1	Sheets . . . . . 3
Barrett . . . . . 1	Garr . . . . . 1	McRae . . . . . 9	Shelby . . . . . 1
Baylor . . . . . 6	Gedman . . . . . 3	Meyer . . . . . 1	Sheridan . . . . . 1
Bell (B) . . . . . 5	Gibson . . . . . 9	Molinaro . . . . . 1	Sierra . . . . . 1
Bell (K) . . . . . 3	Greenwell . . . . . 1	Molitor . . . . . 5	Simmons (N) . . . . . 1
Beniquez . . . . . 1	Grich . . . . . 10	Money . . . . . 4	Simmons (T) . . . . . 3
Bergman . . . . . 1	Gross . . . . . 5	Morales . . . . . 2	Singleton . . . . . 7
Bernazard . . . . . 4	Grubb . . . . . 4	Morrison . . . . . 2	Skinner . . . . . 1
Bernhardt . . . . . 1		Motley . . . . . 3	Slaughter . . . . . 1
Bevacqua . . . . . 2	Hairston . . . . . 1	Moreno . . . . . 1	Smalley . . . . . 5
Blanks . . . . . 1	Hall . . . . . 1	Munson . . . . . 3	Smith (B) . . . . . 2
Boggs . . . . . 1	Hammond . . . . . 1	Murcer . . . . . 2	Snyder . . . . . 4
Bonds . . . . . 4	Hargrove . . . . . 1	Murphy . . . . . 4	Soderholm . . . . . 2
Bostock . . . . . 2	Harrah . . . . . 3	Murray . . . . . 13	Sofield . . . . . 1
Bradley (P) . . . . . 1	Hart . . . . . 1		Solaita . . . . . 2
Braun . . . . . 1	Hassey . . . . . 1	Nahorodny . . . . . 1	Spencer . . . . . 4
Brett . . . . . 10	Heath . . . . . 1	Narron . . . . . 3	Stanley (M) . . . . . 1
Brohamer . . . . . 2	Henderson (D) . . . . . 5	Nelson . . . . . 1	Stanton . . . . . 2
Brooks . . . . . 1	Henderson (Ri) . . . . . 7	Nettles . . . . . 4	Staub . . . . . 2
Brown (M) . . . . . 2	Hendrick . . . . . 1	Newman . . . . . 6	Stein . . . . . 1
Brunansky . . . . . 7	Herndon . . . . . 1	Nixon . . . . . 1	Stinson . . . . . 1
Buckner . . . . . 1	Hill (D) . . . . . 4	Nokes . . . . . 3	Summers . . . . . 2
Buechele . . . . . 1	Hisle . . . . . 1	Nolan . . . . . 1	Sundberg . . . . . 3
Burks . . . . . 1	Hobson . . . . . 5	Norwood . . . . . 1	Surhoff . . . . . 1
Burleson . . . . . 2	Horn . . . . . 1		Sveum . . . . . 1
Burroughs . . . . . 2	Horton . . . . . 5	O'Brien . . . . . 6	Sweet . . . . . 1
Bush . . . . . 2	Hostetler . . . . . 2	Ogilvie . . . . . 7	
Butler . . . . . 1	Householder . . . . . 1	Oliver . . . . . 2	Tabler . . . . . 2
	Howell . . . . . 2	Orta . . . . . 3	Tartabull . . . . . 2
Calderon . . . . . 1	Hrbek . . . . . 6	Otis . . . . . 3	Tetteleton . . . . . 1
Campaneris . . . . . 1	Hulett . . . . . 1	Ott . . . . . 2	Teufel . . . . . 1
Canseco . . . . . 3	Hurdle . . . . . 2	Owen (L) . . . . . 1	Thomas . . . . . 11
Carew . . . . . 1			Thompson (J) . . . . . 7
Carter . . . . . 4	Incaviglia . . . . . 4	Paciorek . . . . . 2	Thornton . . . . . 5
Carty . . . . . 1	Iorg (D) . . . . . 1	Pagliarulo . . . . . 3	Tolleson . . . . . 1
Castillo (C) . . . . . 1		Page . . . . . 2	Traber . . . . . 2
Castino . . . . . 1	Jackson (Re) . . . . . 9	Parrish (Lan) . . . . . 12	Trammell . . . . . 6
Cerone . . . . . 2	Jackson (Ro) . . . . . 3	Parrish (Lar) . . . . . 5	
Chambliss . . . . . 1	Jacoby . . . . . 5	Pecota . . . . . 1	Valentine (E) . . . . . 1
Collins . . . . . 1	Johnson (C) . . . . . 9	Perez . . . . . 2	
Concepcion . . . . . 1	Johnson (H) . . . . . 1	Phelps . . . . . 3	Walker . . . . . 2
Connally . . . . . 1	Johnson (L) . . . . . 2	Phillips . . . . . 1	Ward . . . . . 6
Cooper . . . . . 9	Jones . . . . . 4	Picciolo . . . . . 1	Washington (C) . . . . . 2
Cotto . . . . . 1	Jorgenson . . . . . 1	Piniella . . . . . 2	Wathan . . . . . 1
Cowens . . . . . 6	Joshua . . . . . 1	Polonia . . . . . 2	Werth . . . . . 1
Clark . . . . . 1	Joyner . . . . . 1	Poquette . . . . . 1	Whitaker . . . . . 5
Cruz (J) . . . . . 2	Jurak . . . . . 1	Porter . . . . . 3	White (D) . . . . . 1
Cruz (T) . . . . . 1		Powell . . . . . 1	White (F) . . . . . 2
Cabbage . . . . . 1		Presley . . . . . 5	Wilfong . . . . . 1
	Kelly . . . . . 2	Pryor . . . . . 2	Wilkinson . . . . . 1
Dade . . . . . 2	Kemp . . . . . 6	Puckett . . . . . 2	Willard . . . . . 2
Dauer . . . . . 2	Kingman . . . . . 7	Putnam . . . . . 2	Williams . . . . . 1
Davis (A) . . . . . 4	Kittle . . . . . 6	Quirk . . . . . 2	Wills . . . . . 3
Davis (M) . . . . . 6			Wilson . . . . . 2
DeCinces . . . . . 8	Landreaux . . . . . 1	Rader . . . . . 1	Winfield . . . . . 7
Deer . . . . . 3	Lansford . . . . . 6	Randolph . . . . . 2	Wockenfuss . . . . . 2
Dempsey . . . . . 1	Larkin . . . . . 1	Redus . . . . . 1	Wright . . . . . 2
Dent . . . . . 1	Laudner . . . . . 2	Reed . . . . . 1	Wynegar . . . . . 5
Dilone . . . . . 1	Lefebvre . . . . . 2	Revering . . . . . 1	
Dodd . . . . . 1	LeFlore . . . . . 4	Rice . . . . . 17	Yastrzemski . . . . . 7
Downing . . . . . 8	Lemon . . . . . 7	Richardt . . . . . 2	Young . . . . . 2
Duffy . . . . . 1	Lezcano . . . . . 2	Ripken . . . . . 4	Yount . . . . . 6
Dwyer . . . . . 6	Loman . . . . . 2	Rivers . . . . . 1	Yost . . . . . 1
	Lopes . . . . . 1	Roberts (D) . . . . . 1	
Easler . . . . . 2	Lowenstein . . . . . 3	Roberts (L) . . . . . 3	Zeber . . . . . 1
Edwards (D) . . . . . 1	Luzinski . . . . . 6	Robertson . . . . . 1	Zisk . . . . . 5
Essian . . . . . 2	Lynn . . . . . 6		

**DOUBLEHEADER SHUTOUTS:** Did you know that the Blue Jays have never shut out opponents in both ends of a doubleheader? . . . Conversely, the Blue Jays have been shut out in both ends of a doubleheader twice, losing 8-0 and 6-0 to Boston at Toronto on September 5, 1977 and losing 15-0 and 2-0 to New York at Toronto on September 25, 1977. . . The Blue Jays have been shut out in one end of a doubleheader on 13 occasions (nine DH losses and four splits). . . The Blue Jays have also shut out the opposition in one end of a doubleheader on three occasions (two wins, one split).

## OPPONENTS BATTING VS BLUE JAYS—CAREER LEADERS (75 AB)

AVG	HITS	HRS	RBI's
Wockenfuss, .376	Yount, 178	Rice, 32	Rice, 92
Mattingly, .374	Rice, 155	Murray, 24	Brett, 85
Easler, .356	Cooper, 153	Grich, 23	Murray, 83
Brett, .353	Murray, 144	Evans (Dw), 22	Cooper, 73
Hisle, .349	Whitaker, 144	DeCinces, 22	DeCinces, 66
Oliver, .349	Brett, 141	Thomas, 21	Evans (Dw), 66
Boggs, .346	Trammell, 135	Armas, 21	Jackson (Re), 64
Yount, .346	Randolph, 118	Jackson (Re), 19	Fisk, 64
Almon, .342	McRae, 114	Parrish (Lan), 18	Grich, 63
Canseco, .337	Lynn, 112	Brett, 17	Armas, 60
Stein, .336	Baylor, 112	Baines, 16	Baylor, 60

## OPPONENTS PITCHING VS BLUE JAYS—CAREER LEADERS (50 IP)

IP	AP	W	L	SV	ERA
Flanagan, 208.0	Stanley, 46	Flanagan, 17	Sorensen, 11	Quisenberry, 22	Norris, 2.09
Morris, 188.2	Martinez (T), 42	Stanley, 14	Viola, 10	Gossage, 14	Quisenberry, 2.21
Guidry, 170.0	Quisenberry, 42	McGregor, 13	Darwin, 10	Clear, 11	Gossage, 2.23
Stanley, 162.0	Clear, 39	Morris, 12	Bannister, 9	Righetti, 11	Mattack, 2.29
John, 153.2	Righetti, 30	Guidry, 11	Blyleven, 9	Lopez, 10	Hoyt, 2.36
Bannister, 153.2	McClure, 30	Haas, 11	Moore (M), 9	Lyle, 8	Martinez (D), 2.36
Tanana, 153.2	Davis (R), 29	Gura, 11	Palmer, 8	Martinez (T), 8	Niekro (P), 2.42
Haas, 148.1	Flanagan, 29	Slaton, 11	Slaton, 8	Fingers, 7	Langford, 2.47
Gura, 140.1	Vande Berg, 29	Zahn, 10	Leonard, 8	Stanley, 7	Havens, 2.55
Wilcox, 140.1	Slaton, 28	Tanana, 10	John, 8	Farmer, 6	Clemens, 2.55
Slaton, 138.1	Lopez, 27		Boddicker, 8	Monge, 6	Tanana, 2.55
Eckersley, 134.1			Morris, 8	Kern, 6	Aase, 2.58
			Stanley, 8	Caudill, 6	

## LOW HIT GAMES VS BLUE JAYS

## NO HIT GAMES

May 15/81 — Len Barker, Toronto-0 at Cleveland-3, Perfect Game

## ONE HIT GAMES

Sept. 3/78 — Chris Knapp, California-3 at Toronto-1, Horton homer in second  
 July 7/79 — Doc Medich (6.2 inn), Jim Kern (2.1 inn), Toronto-0 at Texas-2, Mayberry single in second  
 April 30/80 — Larry Gura, Kansas City-3 at Toronto-0, Garcia single in sixth  
 June 6/80 — Geoff Zahn, Toronto-0 at Minnesota-5, Mayberry single in seventh  
 Sept. 26/80 — Dennis Eckersley, Boston-3 at Toronto-1, Mayberry home run in fifth  
 May 27/83 — John Tudor, Boston-2 at Toronto-0, Collins single in fourth  
 August 13/84 — Mike Boddicker, Baltimore-2 at Toronto-1, Mulliniks double in third

## TWO HIT GAMES

July 24/77 — Bob Sykes, Toronto-2 at Detroit-6, Ashby single in sixth, Bailor homer in ninth  
 Oct. 2/77 — (1st game) Jim Bibby (6 inn), Don Hood (4 inn), Larry Andersen (2/3 inn), Cleveland-1 at Toronto-2 (11 innings), G. Woods, singles in sixth and eleventh  
 April 29/78 — Nolan Ryan, Toronto-0 at California-5, Upshaw triple in third, Cerone single in seventh  
 August 19/78 — Gary Serum, Toronto-0 at Minnesota-5, Ashby single in third, A. Woods single in fifth  
 Oct. 1/78 — Luis Tiant, Toronto-0 at Boston-5, Howell single in fourth, Mayberry single in seventh  
 May 14/79 — Rick Waits, Toronto-0 at Cleveland-1, McKay single in fourth and double in seventh  
 August 12/79 — (1st game) Ross Baumgarten, Toronto-2 at Chicago-7, Bailor single in first, A. Woods triple in seventh  
 May 2/80 — Len Barker (7 inn), Mike Stanton (2 inn), Cleveland-6 at Toronto-1, Garcia doubles in third and seventh  
 July 30/80 — Rich Langford, Oakland-11 at Toronto-1, Griffin home run in seventh and Ault single in eighth  
 Sept. 5/80 — LaMarr Hoyt, Chicago-3 at Toronto-0, Woods single in second and long single in sixth  
 May 6/81 — Bert Blyleven, Cleveland-4 at Toronto-1, Moseby double in ninth, Bell single in ninth  
 April 18/83 — Ron Guidry, Toronto-0 at New York-3, Collins single in first, Martinez single in sixth  
 June 29/85 — Walt Terrell, Toronto-0 at Detroit-8, Moseby double in first, Upshaw single in seventh  
 May 23/86 — Don Schulze, Toronto-1 at Cleveland-3, Bell HR and Whitt single in the 2nd  
 July 26/86 — Eric Plunk (6IP), Dave Leiper (0.1IP), Dave Stewart (1.2IP), Joaquin Andujar (1IP), Toronto-0 at Oakland-2, Moseby single in the 3rd, Leach double in the 4th  
 August 11/86 — Mike Flanagan (8.1IP), Don Aase (0.2IP), Toronto-1 at Baltimore-3, Shepherd double in the 3rd, Fernandez double in the 9th  
 April 10/87 — Bruce Hurst, Toronto-0 at Boston-3, long single in 3rd, Fernandez single in 6th.

## OPPONENTS WHO HAVE HIT THREE HOME RUNS IN A GAME

Player	Date	OPP	Pitchers
JOHN MAYBERRY	June 1, 1977	Kansas City	Johnson, Willis, Bruno
CLIFF JOHNSON	June 30, 1977	New York	Jerry Garvin
EDDIE MURRAY	Sept. 14, 1980	Baltimore	Jackson Todd (2), Mike Bartow
JIM RICE	Aug. 29, 1983 (2nd g)	Boston	Acker (2), Molfilt

## OPPOSING BATTERS VS BLUE JAYS

	1987					LIFETIME				
	AVG	AB	H	HR	RBI	AVG	AB	H	HR	RBI
Allanson, Clev	.167	18	3	0	0	.237	38	9	0	0
Armas, Calif	.273	11	3	1	2	.264	371	98	21	60
Baines, Chgo	.167	24	4	0	1	.274	332	91	16	54
Balboni, KC	.160	25	4	0	2	.211	147	31	7	23
Bando, Clev	.235	17	4	1	1	.297	91	27	3	9
Barrett, Bos	.214	28	6	0	2	.253	174	44	2	21
Baylor, Minn	.367	30	11	2	6	.264	424	112	15	60
Beane, Minn	—	—	—	—	—	.286	7	2	0	1
Bell (J), Clev	.080	25	2	1	3	.080	25	2	1	3
Beniquez, KC	.348	23	8	0	5	.240	221	53	4	25
Benzinger, Bos	.083	12	1	0	1	.083	12	1	0	1
Bergman, Det	.000	4	0	0	0	.259	54	14	3	11
Bernazard, Clev, Oak	.152	46	7	1	3	.207	323	67	10	26
Biancalana, KC	.000	9	0	0	0	.190	21	4	0	0
Boggs, Bos	.360	50	18	1	6	.346	243	84	2	23
Boone, Calif	.108	37	4	0	0	.197	218	43	1	20
Bosley, KC	.111	9	1	0	0	.111	9	1	0	0
Boston, Chgo	.167	18	3	0	0	.213	61	13	0	0
Bradley (P), Sea	.435	46	20	0	2	.323	167	54	2	10
Bradley (S), Sea	.143	21	3	0	0	.203	64	13	0	2
Braggs, Milw	.265	34	9	0	4	.220	50	11	0	4
Brantley, Sea	.200	20	4	0	0	.200	20	4	0	0
Brett, KC	.281	32	9	1	7	.353	400	141	17	85
Brock, Milw	.367	30	11	2	6	.367	30	11	2	6
Brookens, Det	.150	40	6	0	1	.228	246	56	5	29
Brower, Tex	.211	19	4	0	0	.211	19	4	0	0
Browne, Tex	.280	25	7	0	3	.280	25	7	0	3
Brunansky, Minn	.263	38	10	2	5	.265	215	57	10	26
Buckner, Bos, Calif	.273	44	12	1	7	.275	182	50	2	23
Buechele, Tex	.240	25	6	0	4	.205	73	15	1	7
Buhner, NY	.200	10	2	0	1	.200	10	2	0	1
Burks, Bos	.179	28	5	1	2	.179	28	5	1	2
Burleson, Balt	.250	12	3	0	1	.293	311	91	5	26
Bush, Minn	.111	27	3	0	1	.199	181	36	4	19
Butera, Minn	.273	11	3	0	2	.273	11	3	0	2
Butler, Clev	.286	42	12	1	2	.294	197	58	1	15
Calderon, Chgo	.263	38	10	1	1	.253	75	19	4	7
Canseco, Oak	.261	46	12	4	12	.337	98	33	8	25
Carter, Clev	.324	34	11	2	4	.278	151	42	4	21
Castillo (C), Clev	.192	26	5	0	3	.179	67	12	0	12
Castillo (J), Milw	.310	29	9	0	5	.250	36	9	0	5
Cerone, NY	.233	30	7	0	0	.310	129	40	3	15
Cey, Oak	.500	4	2	1	1	.500	4	2	1	1
Christensen, Sea	.100	10	1	0	0	.100	10	1	0	0
Clark, Clev	—	—	—	—	—	.333	3	1	0	0
Cooper, Milw	.250	24	6	1	6	.302	507	153	12	73
Cotto, NY	.154	13	2	1	3	.172	29	5	2	8
Davidson, Minn	.000	9	0	0	0	.000	9	0	0	0
Davis (A), Sea	.205	44	9	1	5	.270	152	41	5	27
Davis (M), Oak	.256	39	10	0	0	.260	231	60	10	28
DeCinces, Calif	.147	34	5	2	4	.265	407	108	22	66
Deer, Milw	.244	45	11	3	9	.186	70	13	4	10
Dempsey, Clev	.333	9	3	0	1	.253	245	62	5	30
DeStrade, NY	—	0	0	0	0	—	0	0	0	0
Dodson, Bos	.000	5	0	0	0	.000	6	0	0	0
Downing, Calif	.107	28	3	2	4	.245	323	79	10	41
Dwyer, Balt	.333	18	6	2	5	.313	166	52	10	31
Easler, NY	.333	3	1	0	0	.356	135	48	7	29
Eisenreich, KC	.250	16	4	0	1	.250	16	4	0	1
Evans (DA), Det	.225	40	9	3	5	.192	156	30	9	20
Evans (DW), Bos	.213	47	10	1	8	.255	384	98	22	65
Felder, Milw	.345	29	10	0	2	.263	57	15	1	9
Fimple, Calif	.250	4	1	0	0	.250	4	1	0	0
Fisk, Chgo	.250	24	6	0	4	.258	399	103	15	64
Fletcher, Tex	.229	48	11	0	6	.284	155	44	2	20
Franco, Clev	.458	24	11	1	3	.316	231	73	3	32
Gaetti, Minn	.191	47	9	3	10	.202	242	49	8	25
Gagne, Minn	.313	32	10	0	5	.291	79	23	2	15
Gallego, Oak	.333	12	4	0	0	.333	12	4	0	0
Gallagher, Clev	.333	6	2	0	1	.333	6	2	0	1
Gantner, Milw	.238	21	5	0	4	.286	336	96	3	32
Gedman, Bos	.250	4	1	0	0	.258	178	46	6	28
Gerhart, Balt	.000	6	0	0	0	.000	6	0	0	0
Gibson, Det	.340	53	18	1	5	.254	268	68	11	40
Gladden, Minn	.200	30	6	0	2	.200	30	6	0	2
Gonzales, Balt	.000	2	0	0	0	.000	2	0	0	0
Greenwell, Bos	.579	19	11	1	6	.433	30	13	3	11
Griffin, Oak	.275	40	11	1	5	.218	142	31	1	13
Grubb, Det	.500	4	2	0	0	.274	190	52	6	15
Guillen, Chgo	.239	46	11	0	4	.226	124	28	1	9
Hairston, Chgo	.231	13	3	1	2	.156	77	12	1	10
Hail, Clev	.200	35	7	0	5	.261	69	18	1	10
Harper, Det	.250	8	2	1	2	.250	8	2	1	2
Hart, Balt	.063	16	1	1	1	.063	16	1	1	1
Hassey, Chgo	.158	19	3	0	1	.253	201	51	4	26
Heath, Det	.280	25	7	0	1	.210	205	43	3	15
Henderson (D), Bos	.276	29	8	2	4	.313	176	55	12	33
Henderson (R), NY	.268	41	11	2	6	.282	358	101	11	39
Henderson (S), Oak	.000	5	0	0	0	.200	60	12	0	6

## OPPOSING BATTERS VS BLUE JAYS

	1987					LIFETIME				
	AVG	AB	H	HR	RBI	AVG	AB	H	HR	RBI
Hendrick, Cal	.250	4	1	1	2	.182	22	4	1	5
Herndon, Det	.333	21	7	1	3	.305	187	57	4	18
Hill (D), Chgo	.148	27	4	2	5	.264	129	34	4	16
Hinzo, Clev	.346	26	9	1	2	.346	26	9	1	2
Hoffman, Bos	.000	1	0	0	0	.298	168	50	2	26
Horn, Bos	.353	17	6	2	8	.353	17	6	2	8
Howell, Cal	.282	39	11	0	1	.308	65	20	2	5
Hrbek, Minn	.242	33	8	2	3	.266	259	69	12	39
Hulett, Chgo	.280	25	7	1	5	.232	95	22	1	6
Incaviglia, Tex	.275	40	11	3	5	.229	83	19	6	9
Jackson (B), KC	.143	42	6	1	2	.143	42	6	1	2
Jackson (RE), Oak	.250	20	5	0	2	.257	382	98	19	64
Jacoby, Clev	.208	48	10	1	7	.302	172	52	6	22
Javier, Oak	.429	7	3	0	0	.375	8	3	0	0
Jones (R), Cal	.333	21	7	1	1	.314	242	76	11	35
Joyner, Cal	.275	40	11	2	7	.326	86	28	4	21
Karkovice, Chgo	.000	7	0	0	0	.150	20	3	0	1
Kearney, Sea	.000	3	0	0	0	.241	108	26	1	8
Kelly, NY	.167	6	1	0	0	.167	6	1	0	0
Kennedy, Balt	.273	44	12	2	5	.273	44	12	2	5
Kingery, Sea	.240	25	6	0	4	.200	45	9	0	4
Kittle, NY	.167	12	2	2	3	.214	140	30	13	23
Knight, Balt	.292	48	14	1	6	.292	48	14	1	6
Komminsk, Milw	.000	7	0	0	0	.000	7	0	0	0
Kunkel, Tex	.200	5	1	0	0	.148	27	4	0	1
Lacy, Balt	.280	25	7	0	2	.315	92	29	0	7
Lansford, Oak	.279	43	12	3	8	.289	353	102	10	50
Larkin, Minn	.308	13	4	1	3	.308	13	4	1	3
Laudner, Minn	.167	18	3	0	0	.163	86	14	1	4
Lemon, Det	.157	51	8	0	1	.256	414	106	11	41
Lindsey, Chgo	.000	6	0	0	1	.000	6	0	0	1
Lombardi, NY	.000	3	0	0	0	.000	9	0	0	0
Lombardozi, Minn	.171	35	6	0	3	.233	73	17	1	5
Lowry, Det	1.000	1	1	0	0	.421	19	8	0	3
Lusader, Det	.444	9	4	1	2	.444	9	4	1	2
Lynn, Balt	.143	35	5	1	4	.267	420	112	15	49
Lyons, Chgo	.083	12	1	0	0	.259	54	14	0	2
Madlock, Det	.186	43	8	1	3	.186	43	8	1	3
Manning, Milw	.000	4	0	0	0	.223	309	69	4	19
Manrique, Chgo	.400	25	10	1	4	.400	25	10	1	4
Marzano, Bos	.143	7	1	0	1	.143	7	1	0	1
Matthews, Sea	.000	10	0	0	0	.000	10	0	0	0
Mattingly, NY	.357	42	15	3	13	.374	243	91	12	39
McDowell, Tex	.200	25	5	2	3	.280	93	26	5	10
McGwire, Oak	.250	36	9	3	7	.250	36	9	3	7
McLemore, Cal	.296	27	8	0	3	.296	27	8	0	3
McRae, KC	.200	5	1	0	2	.327	349	114	10	54
Meacham, NY	.348	23	8	0	4	.250	92	23	0	10
Miller (D), Cal	.000	4	0	0	0	.182	11	2	0	0
Molitor, Milw	.200	40	8	1	4	.275	389	107	8	42
Moore, Milw	—	—	—	—	—	.266	248	66	1	23
Morrison, Det	.000	9	0	0	1	.000	9	0	0	1
Moses, Sea	.121	33	4	0	2	.155	58	9	0	4
Murphy, Oak	.176	17	3	0	2	.208	313	65	6	37
Murray, Balt	.283	46	13	1	2	.304	473	144	24	83
Newman, Minn	.214	14	3	0	2	.214	14	3	0	2
Nichols, Balt	1.000	1	1	0	0	.193	83	16	0	8
Nieto, Minn	.000	6	0	0	0	.000	6	0	0	0
Nixon, Clev	.000	5	0	0	0	.179	28	5	1	3
Noboa, Clev	.000	3	0	0	0	.000	3	0	0	0
Nokes, Det	.269	26	7	3	7	.242	33	8	3	7
O'Brien, Tex	.188	48	9	2	5	.259	232	60	13	34
Owen (L), KC	.238	21	5	1	2	.238	21	5	1	2
Owen (S), Bos	.194	36	7	0	1	.228	180	41	1	14
Paciorek (J), Milw	.100	10	1	0	0	.100	10	1	0	0
Paciorek (T), Tex	.000	3	0	0	0	.249	173	43	5	27
Pagliarulo, NY	.184	38	7	1	4	.193	140	27	3	11
Parrish (Lar), Tex	.286	28	8	1	5	.314	223	70	11	47
Parsons, Clev	.333	3	1	1	4	.333	3	1	1	4
Pasqua, NY	.214	14	3	0	1	.172	58	10	0	6
Pecota, KC	.714	7	5	1	1	.714	7	5	1	1
Petralli, Tex	.286	21	6	1	6	.289	38	11	1	7
Pettis, Cal	.125	24	3	0	0	.216	116	25	2	8
Phelps, Sea	.240	25	6	1	3	.287	87	25	9	25
Phillips, Oak	.200	20	4	0	1	.253	134	34	2	16
Polidor, Cal	.000	1	0	0	0	.000	1	0	0	0
Polonia, Oak	.333	27	9	2	3	.333	27	9	2	3
Porter, Tex	.105	19	2	1	1	.258	151	39	3	35
Presley, Sea	.222	45	10	1	8	.263	171	45	6	25
Puckett, Minn	.268	41	11	1	4	.238	193	46	4	14
Quinones, Sea	.211	38	8	1	4	.200	50	10	1	4
Quirk, KC	.200	10	2	0	0	.227	128	29	3	15

## OPPOSING BATTERS VS BLUE JAYS

	1987					LIFETIME				
	AVG	AB	H	HR	RBI	AVG	AB	H	HR	RBI
Ramos, Sea	.500	6	3	0	0	.246	65	16	0	1
Randolph, NY	.256	43	11	0	3	.275	429	118	3	35
Ray, Calif	.467	15	7	0	2	.467	15	7	0	2
Rayford, Balt	.333	3	1	0	0	.255	51	13	2	6
Redus, Chgo	.213	47	10	1	6	.213	47	10	1	6
Renteria, Sea	—	0	0	0	0	—	0	0	0	0
Reynolds, Sea	.243	37	9	0	1	.221	68	15	0	5
Rice, Bos	.297	37	11	2	3	.221	521	155	32	92
Riles, Milw	.455	11	5	0	0	.330	88	29	0	6
Ripken (B), Balt	.250	4	1	0	0	.250	4	1	0	0
Ripken (C), Balt	.277	47	13	3	7	.260	296	77	11	41
Robidoux, Milw	.250	4	1	0	0	.087	46	4	0	0
Romero, Bos	.250	32	8	0	2	.239	117	28	0	7
Royster, Chgo, NY	.217	23	5	0	1	.217	23	5	0	1
Ryal, Calif	.333	3	1	0	0	.333	3	1	0	0
Sakata, NY	.000	3	0	0	0	.228	101	23	2	8
Salas, Minn, NY	.182	11	2	0	0	.222	54	12	2	5
Salazar, KC	.206	34	7	0	1	.247	81	20	0	3
Sanchez, Oak	.000	2	0	0	0	.000	2	0	0	0
Sax, Bos	.000	2	0	0	0	.333	9	3	1	1
Schofield, Calif	.167	42	7	0	0	.197	122	24	1	3
Schroeder, Milw	.444	18	8	1	2	.227	66	15	2	5
Seitzer, KC	.277	47	13	0	4	.277	47	13	0	4
Sheaffer, Bos	.250	8	2	0	2	.250	8	2	0	2
Sheets, Balt	.348	46	16	0	4	.320	97	31	4	11
Sheridan, Det	.118	17	2	0	1	.278	144	40	1	7
Sierra, Tex	.255	47	12	3	8	.279	68	19	3	10
Skinner, NY	.000	7	0	0	0	.258	31	8	1	3
Slaughter, Tex	.333	18	6	0	2	.221	122	27	2	12
Smalley, Minn	.222	27	6	0	0	.243	329	80	11	30
Snyder, Clev	.292	48	14	6	14	.282	78	22	7	17
Stanicek, Balt	.125	24	3	0	0	.125	24	3	0	0
Stanley, Tex	.182	11	2	0	0	.182	11	2	0	0
Steinbach, Oak	.083	12	1	0	0	.083	12	1	0	0
Sullivan, Bos	.154	26	4	1	2	.143	35	5	1	3
Sundberg, KC	—	—	—	—	—	.248	314	78	6	34
Surhoff, Milw	.333	33	11	1	9	.333	33	11	1	9
Sveum, Milw	.255	47	12	1	8	.200	80	16	2	11
Tabler, Clev	.313	48	15	2	8	.282	213	60	4	27
Tartabull, KC	.250	40	10	2	8	.207	87	18	3	12
Tettleton, Oak	.280	25	7	2	7	.288	59	17	3	12
Thornton, Clev	.273	11	3	0	1	.286	287	82	15	50
Tolleson, NY	.190	21	4	0	1	.253	150	38	1	9
Traber, Balt	—	—	—	—	—	.267	30	8	2	5
Trammel, Det	.340	47	16	4	9	.303	445	135	11	52
Valle, Sea	.138	29	4	1	4	.138	29	4	1	4
Walewander, Det	—	0	0	0	0	—	0	0	0	0
Walker (G), Chgo	.163	43	7	1	4	.205	171	35	3	13
Ward, NY	.293	41	12	1	5	.259	270	70	9	32
Washington (C), NY	.360	25	9	0	0	.266	128	34	3	13
Washington (R), Balt	.000	6	0	0	0	.218	101	22	0	8
Whitaker, Det	.255	55	14	1	2	.296	487	144	8	57
White (D), Calif	.208	48	10	2	6	.208	48	10	2	6
White (F), KC	.200	40	8	1	6	.205	385	79	5	30
Wiggins, Balt	.200	15	3	0	0	.192	52	10	0	2
Wikerson, Tex	.250	8	2	1	1	.233	90	21	1	6
Williams (K), Chgo	.261	23	6	1	1	.261	23	6	1	1
Wilson, KC	.364	33	12	0	2	.243	354	86	2	24
Winfield, NY	.269	52	14	3	8	.297	293	87	12	51
Wynegar, Galf	—	—	—	—	—	.303	277	84	6	36
Young, Balt	.214	42	9	2	4	.218	110	24	4	10
Yount, Milw	.444	54	24	3	14	.346	515	178	15	87
Zuvella, NY	.200	5	1	0	0	.200	5	1	0	0

**PITCHERS**—10 or more strikeouts in a game

April 14/77	— Jerry Garvin vs Detroit (H)—10
June 26/77	— Pete Vuckovich vs Baltimore (A)—12
Sept. 28/78	— Jim Clancy vs Boston (H)—10
May 16/80	— Jesse Jefferson vs Oakland (H)—10 (11 inn)
Sept. 5/80	— Jim Clancy vs Chicago (H)—11
June 19/82	— Jim Clancy vs Oakland (A)—10 (10 inn)
May 6/83	— Dave Stieb vs Kansas City (H)—10
Sept. 4/83	— Dave Stieb vs Detroit (H)—11 (10 inn)
May 4/84	— Dave Stieb vs Kansas City (A)—10 (10 inn)
Aug. 24/84	— Luis Leal vs Minnesota (A)—10
Aug. 26/84	— Dave Stieb vs Minnesota (A)—11
Aug. 31/84	— Dave Stieb vs Minnesota (H)—10
July 23/85	— Doyle Alexander vs Seattle (H)—11
July 7/86	— Jimmy Key vs Seattle (H)—10
July 9/87	— Jose Nunez vs Kansas City (H)—11
July 12/87	— Jim Clancy vs Kansas City (H)—11
Sept. 9/87	— Jim Clancy vs Milwaukee (A)—10

## OPPOSING PITCHERS VS BLUE JAYS

	1987					LIFETIME				
	ERA	W-L-S	G	IP	ER	ERA	W-L-S	G	IP	ER
Aase, Balt	—	—	—	—	—	2.58	7-3-5	25	83.2	24
Akerfelds, Clev	19.06	0-2-0	2	5.2	12	19.06	0-2-0	2	5.2	12
Aldrich, Milw	3.60	0-0-0	4	5.0	2	3.60	0-0-0	4	5.0	2
Alexander, Det	2.04	1-0-0	2	17.2	4	3.68	4-1-0	10	63.2	26
Allen, Chgo, NY	4.50	0-2-0	4	16.0	8	4.40	0-2-0	8	30.2	15
Anderson, Minn	27.00	0-0-0	1	1.1	4	4.66	0-1-0	3	9.2	5
Andujar, Oak	—	—	—	—	—	4.50	0-1-1	2	2.0	1
Arnold, Balt	21.60	0-0-0	2	1.2	4	8.31	0-0-0	3	4.1	4
Atherton, Minn	9.00	0-0-0	7	8.0	8	8.89	0-3-1	22	27.1	27
Bailes, Clev	2.18	2-0-0	4	20.2	5	2.37	2-0-1	8	30.1	8
Ballard, Balt	5.14	0-1-0	1	7.0	4	5.14	0-1-0	1	7.0	4
Bankhead, Sea	3.26	1-1-0	3	19.1	7	3.98	2-2-0	5	31.2	14
Bannister, Chgo	5.19	1-1-0	4	26.0	15	3.51	8-9-0	23	153.2	60
Barker, Milw	6.35	0-0-0	1	5.2	4	4.20	4-4-1	13	70.2	33
Bell (E), Balt	15.75	0-1-0	2	4.0	7	15.75	0-1-0	2	4.0	7
Berenguer, Minn	0.00	0-0-0	2	2.0	0	3.42	1-0-0	7	26.1	10
Black, KC	2.08	3-2-0	5	26.0	6	3.99	7-4-0	20	90.1	40
Blyleven, Minn	4.60	0-2-0	2	15.2	8	3.92	6-9-0	15	114.2	50
Boddicker, Balt	5.40	0-4-0	4	30.0	18	4.35	5-8-0	16	107.2	52
Bolton, Bos	81.00	0-0-0	1	0.1	3	81.00	0-0-0	1	0.1	3
Bordi, NY	9.00	0-0-0	3	2.0	2	3.20	0-3-0	16	19.2	7
Bosio, Milw	4.15	2-0-0	5	17.1	8	4.15	2-0-0	5	17.1	8
Buice, Calf	11.12	1-1-1	5	5.2	7	11.12	1-1-1	5	5.2	7
Burris, Milw	0.00	0-0-0	1	0.1	0	5.67	2-4-0	9	27.0	17
Cadaret, Oak	10.13	0-2-0	2	5.1	6	10.13	0-2-0	2	5.1	6
Camacho, Clev	27.00	0-0-0	1	0.2	2	14.73	0-1-0	4	3.2	6
Campbell (M), Sea	7.36	0-1-0	1	3.2	3	7.36	0-1-0	1	3.2	3
Candelaria, Calf	4.91	0-1-0	2	11.0	6	4.41	1-1-0	3	16.1	8
Candiotti, Clev	2.74	2-1-0	3	23.0	7	3.96	2-3-0	5	36.1	16
Carlton, Clev, Minn	1.42	0-1-1	2	6.1	1	3.60	0-1-1	3	10.0	4
Caudill, Oak	—	—	—	—	—	2.89	1-3-6	15	18.2	6
Clark, Minn	—	—	—	—	—	3.60	3-2-0	12	35.0	14
Clarke, Sea	5.40	0-0-0	2	1.2	1	5.40	0-0-0	?	1.2	1
Clear, Milw	9.00	1-1-1	6	8.0	8	5.14	4-7-11	39	68.1	39
Clemens, Bos	3.54	1-2-0	3	20.1	8	2.55	4-3-0	10	70.2	20
Clements, NY	9.35	1-0-0	6	8.2	9	5.95	2-0-0	12	19.2	13
Cook (M), Calf	6.48	0-1-0	2	8.1	6	5.06	0-1-0	4	10.2	6
Correa, Tex	8.31	0-2-0	2	8.2	8	5.67	0-4-0	5	27.0	17
Crawford, Bos	11.37	0-0-0	3	6.1	8	4.06	3-0-1	20	53.0	24
Crim, Milw	7.50	0-1-1	3	6.0	5	7.50	0-1-1	3	6.0	5
Davis (S), Oak	—	—	—	—	—	4.08	2-3-0	10	57.1	26
Deleon, Balt, Ghgo	4.37	1-2-0	4	22.2	11	4.55	1-3-0	5	29.2	15
Dixon, Balt	15.88	0-2-0	2	5.2	10	5.02	1-3-0	8	37.2	21
Dotson, Chgo	1.11	1-1-0	3	24.1	3	2.74	8-7-0	19	128.1	39
Easterly, Clev	3.86	0-0-0	1	2.1	1	3.56	1-3-1	22	30.1	12
Eckersley, Oak	1.35	0-1-2	5	6.2	1	3.35	9-5-2	22	134.1	50
Farr, KC	2.57	1-0-0	5	7.0	2	3.38	1-2-2	13	26.2	10
Filson, NY	0.00	0-0-0	2	1.1	0	3.23	3-1-0	15	30.2	11
Finley, Calf	54.00	0-0-0	1	1.0	6	13.50	0-0-0	4	4.2	7
Flanagan, Balt	—	—	—	—	—	2.79	17-7-0	29	208.0	64
Fraser, Calf	0.00	1-0-0	2	6.0	0	0.00	1-0-0	2	6.0	0
Frazier, Minn	4.70	0-1-0	4	7.2	4	3.03	0-1-2	15	32.2	11
Fulton, NY	20.25	0-2-0	2	2.2	6	20.25	0-2-0	2	2.2	6
Gardner, Bos	4.30	0-0-1	6	14.2	7	4.30	0-0-1	6	14.2	7
Gleaton, KC	6.00	0-0-3	4	3.0	2	4.91	0-0-3	7	7.1	4
Griffin, Balt	18.00	0-0-0	2	2.0	4	18.00	0-0-0	2	2.0	4
Guante, NY	20.25	0-0-0	2	2.2	6	20.25	0-0-0	2	2.2	6
Gubicza, KC	3.55	1-0-0	2	12.2	5	4.93	2-3-0	8	42.0	23
Guetterman, Sea	3.38	0-0-0	2	5.1	2	3.77	0-0-0	6	14.1	6
Guidry, NY	3.09	1-1-0	2	11.2	4	3.18	11-7-0	25	170.0	60
Gullickson, NY	1.29	1-0-0	1	7.0	1	1.29	1-0-0	1	7.0	1
Guzman, Tex	9.00	0-0-0	2	9.0	9	7.17	1-1-0	4	21.1	17
Haas, Oak	3.27	2-0-0	2	11.0	4	2.97	11-4-0	21	148.1	49
Habyan, Balt	6.27	0-2-0	3	18.2	13	6.27	0-2-0	3	18.2	13
Harris, Tex	5.40	0-1-0	3	5.0	3	3.82	2-3-2	16	30.2	13
Harvey, Calf	0.00	0-0-0	1	2.0	0	0.00	0-0-0	1	2.0	0
Heaton, Clev	—	—	—	—	—	5.27	2-3-0	10	54.2	32
Henneman, Det	3.68	2-1-1	7	14.2	6	3.68	2-1-1	7	14.2	6
Hernandez, Det	2.45	0-1-1	5	3.2	1	2.57	1-3-5	21	28.0	8
Higuera, Milw	6.92	1-0-0	2	13.0	10	4.58	4-3-0	8	53.0	27
Hough, Tex	7.20	0-2-0	3	20.0	16	4.62	4-7-0	18	117.0	60
Howell, Oak	0.00	0-0-0	1	0.2	0	3.52	1-1-3	13	23.0	9
Hudson, NY	0.87	1-0-0	3	10.1	1	0.87	1-0-0	3	10.1	1
Huisman, Sea	—	—	—	—	—	5.66	1-2-0	6	20.2	13
Hurst, Bos	3.00	1-0-0	2	15.0	5	4.11	3-4-0	16	81.0	37
Jackson (D), KC	4.76	0-0-0	3	11.1	6	5.08	1-2-0	8	39.0	22
James, Chgo	7.71	1-1-0	3	2.1	2	3.79	1-3-2	13	19.0	8
John, NY	2.57	0-1-0	3	21.0	6	3.22	7-8-0	15	153.2	55
Johnson, Milw	—	—	—	—	—	3.50	2-3-1	21	61.2	24
Jones (O), Clev	4.05	0-1-0	4	6.2	3	3.00	0-1-0	11	18.0	6
Kaiser, Clev	16.20	0-0-0	2	3.1	6	16.20	0-0-0	2	3.1	6
Kilgus, Tex	5.19	0-0-0	2	8.2	5	5.19	0-0-0	2	8.2	5
King, Det	0.00	0-0-1	2	1.0	0	3.78	1-0-1	6	16.2	7
Kinnunen, Balt	32.40	0-0-0	1	1.2	6	32.40	0-0-0	1	1.2	6
Klink, Minn	1.35	0-0-0	1	6.2	1	1.35	0-0-0	1	6.2	1
Lamp, Oak	6.23	0-0-0	5	4.1	3	3.49	2-2-4	18	49.0	19
Langston, Sea	5.17	1-1-0	2	15.2	9	6.46	2-6-0	10	61.1	44
Lapoint, Det	—	—	—	—	—	12.86	0-1-0	2	7.0	10
Lazorko, Calf	3.12	0-1-0	2	17.1	6	3.12	0-1-0	2	17.1	6
Leibrandt, KC	4.44	1-2-0	4	26.1	13	3.60	5-3-0	12	85.0	34

OPPOSING PITCHERS VS BLUE JAYS

	1986					LIFETIME				
	ERA	W-L-S	G	IP	ER	ERA	W-L-S	G	IP	ER
Leiper, Oak	10.80	0-0-1	7	3.1	4	3.72	1-0-2	13	9.2	4
Leiter, NY	6.75	0-1-0	1	6.2	5	6.75	0-1-0	1	6.2	5
Long, Chgo	6.00	0-0-0	1	6.0	4	6.00	0-0-0	1	6.0	4
Loynd, Tex	5.19	0-1-0	3	8.2	5	5.27	0-1-0	4	13.2	8
Lucas, Calf	0.00	1-0-1	4	3.1	0	2.45	1-0-1	5	3.2	1
Lugo, Calf	—	—	—	—	—	4.73	0-1-0	3	13.1	7
Madden, Det	13.50	0-0-0	1	0.2	1	13.50	0-0-0	1	0.2	1
Mason, Tex	0.00	0-0-0	1	0.2	0	4.14	3-1-0	9	37.0	17
McCaskill, Calf	2.70	1-0-0	1	6.2	2	4.21	3-3-0	7	47.0	22
McGregor, Balt	2.70	0-1-0	2	6.2	2	2.86	13-7-0	26	160.2	51
McKeon, Chgo	9.00	0-1-0	2	1.0	1	2.25	0-1-0	5	4.0	1
Meridith, Tex	0.00	0-0-0	2	4.0	0	0.00	0-0-0	2	4.0	0
Mesa, Balt	9.00	0-1-0	1	4.0	4	9.00	0-1-0	1	4.0	4
Minton, Calf	0.00	0-0-1	2	4.2	0	0.00	0-0-1	2	4.2	0
Mirabella, Milw	7.71	0-0-0	5	4.2	4	4.74	1-1-0	12	19.0	10
Mohorcic, Tex	4.70	1-0-2	7	7.2	4	5.56	1-0-2	13	11.1	7
Moore (D), Calf	0.00	0-0-1	1	1.0	0	3.00	1-1-4	9	12.0	4
Moore (M), Sea	5.06	0-3-0	4	26.2	15	4.08	3-9-0	17	117.0	53
Morgan, Sea	6.57	0-2-0	2	12.1	9	6.29	1-3-0	4	24.1	17
Morns, Det	3.46	0-2-0	3	26.0	10	3.53	12-8-0	26	188.2	74
Nelson, Oak	3.18	0-0-0	3	11.1	4	4.66	2-2-1	12	36.2	19
Niedenfuhr, Balt	6.75	0-0-0	3	4.0	3	6.75	0-0-0	3	4.0	3
Niekro (J), NY, Minn	5.40	0-1-0	3	15.0	9	7.48	0-3-0	5	21.2	18
Niekro (P), Clev	3.27	1-0-0	2	11.0	4	2.42	4-2-0	10	70.2	19
Nielsen, Chgo	4.91	0-0-0	1	3.2	2	3.48	1-0-0	2	10.1	4
Nieves, Milw	3.74	2-1-0	3	21.2	9	3.24	3-1-0	4	25.0	9
Nipper, Bos	1.29	1-0-0	1	7.0	1	4.53	3-3-0	9	59.2	30
Noles, Det	5.40	0-0-1	3	1.2	1	4.44	0-0-2	10	26.1	13
Nunez (E), Sea	1.93	0-1-0	3	4.2	1	2.83	0-1-0	13	28.2	9
O'Connor, Balt	4.50	0-0-0	4	4.0	2	3.09	1-1-0	11	35.0	12
O'Neal, Det	—	—	—	—	—	3.31	1-1-0	4	16.1	6
Ontiveros, Oak	2.45	0-0-1	3	11.0	3	3.20	1-0-3	12	25.1	9
Petry, Det	6.00	0-0-0	1	3.0	2	3.70	4-4-0	16	92.1	38
Piesac, Milw	3.68	1-1-2	6	7.1	3	2.45	1-2-4	11	14.2	4
Plunk, Oak	4.32	1-1-0	2	8.1	4	3.46	2-2-0	5	26.0	10
Portugal, Minn	23.14	0-1-0	1	2.1	6	7.13	1-2-0	4	17.2	14
Powell, Sea	INF.	0-1-0	1	0.0	1	INF.	0-1-0	1	0.0	1
Pulido, NY	—	—	—	—	—	3.86	0-0-1	3	7.0	3
Quisenberry, KC	1.35	1-0-1	3	6.2	1	2.21	3-2-22	42	69.1	17
Rasmussen, NY	7.20	0-0-0	1	5.0	4	7.64	1-1-0	8	33.0	28
Reardon, Minn	6.23	0-1-2	5	4.1	3	6.23	0-1-2	5	4.1	3
Reed, Sea	3.38	0-0-0	2	2.2	1	2.77	1-1-0	10	13.0	4
Reuss, Calf	5.19	1-0-0	2	8.2	5	5.19	1-0-0	2	8.2	5
Rhoden, NY	11.42	0-2-0	2	8.2	11	11.42	0-2-0	2	8.2	11
Righetti, NY	0.84	2-1-2	6	10.2	1	3.96	7-3-11	30	61.1	27
Rijo, Oak	7.50	0-1-0	1	6.0	5	5.96	0-2-0	5	22.2	15
Ritter, Clev	21.21	0-1-0	2	4.2	11	15.30	0-1-0	4	10.0	17
Robinson, Det	14.04	0-2-0	2	8.1	13	14.04	0-2-0	2	8.1	13
Rodriguez, Oak	0.00	0-0-0	1	1.0	0	0.00	0-0-0	1	1.0	0
Romanick, NY	—	—	—	—	—	6.07	1-2-0	5	29.2	20
Russell, Tex	3.86	1-0-0	3	2.1	1	14.14	1-2-0	8	7.0	11
Saberhagen, KC	1.00	1-0-0	1	9.0	1	3.93	1-2-1	8	34.1	15
Sambito, Bos	4.15	0-1-0	8	4.1	2	3.68	0-1-1	11	7.1	3
Schatzeder, Minn	5.14	2-0-0	5	7.0	4	4.44	4-1-0	10	26.1	13
Schiraldi, Bos	3.38	1-1-1	6	8.0	3	3.00	1-2-2	8	12.0	4
Schmidt, Balt	1.13	1-0-0	2	8.0	1	2.70	3-2-2	19	36.2	11
Schrom, Clev	5.56	0-1-0	3	11.1	7	4.31	4-4-0	12	56.1	27
Schulze, Minn	—	—	—	—	—	4.05	2-2-0	7	26.2	12
Searage, Chgo	3.38	0-1-0	6	5.1	2	3.15	1-1-1	16	20.0	7
Sellers, Bos	9.60	1-1-0	3	15.0	16	5.93	2-1-0	5	30.1	20
Shields, Sea	4.50	0-0-0	3	2.0	1	4.50	0-0-0	3	2.0	1
Smithson, Minn	7.11	0-1-0	3	12.2	10	5.42	2-7-0	13	74.2	45
Stanley, Bos	6.33	1-2-0	5	21.1	15	2.72	14-8-7	46	162.0	49
Stewart (D), Oak	2.14	4-0-0	4	33.2	8	2.72	5-2-0	9	46.1	14
Stewart (S), Clev	0.00	0-0-1	4	2.2	0	4.36	1-3-3	21	43.1	21
Stoddard (M), KC	0.00	0-0-1	1	3.0	0	0.00	0-0-1	1	3.0	0
Stoddard (T), NY	3.52	0-0-0	5	7.2	3	4.50	0-1-3	20	20.0	10
Straker, Minn	11.00	0-1-0	3	9.0	11	11.00	0-1-0	3	9.0	11
Sutton, Calf	2.40	0-1-0	2	15.0	4	3.81	6-4-0	12	80.1	34
Swindell, Clev	7.50	0-1-0	1	6.0	5	4.71	0-1-0	3	21.0	11
Tanana, Det	0.55	3-0-0	4	32.2	2	2.52	10-6-0	21	153.2	43
Terrell, Det	4.50	1-0-0	2	10.0	5	4.53	3-4-0	9	51.2	26
Thigpen, Chgo	2.00	0-0-0	4	9.0	2	1.50	0-0-1	6	12.0	2
Thurmond, Det	0.00	0-0-0	3	1.0	0	2.45	0-0-0	5	3.2	1
Trout, NY	13.50	0-0-0	2	4.2	7	4.34	4-3-0	12	64.1	31
Trujillo, Sea	0.00	0-0-0	2	5.0	0	0.00	1-0-0	5	9.0	0
Vande Berg, Clev	9.00	0-0-0	6	5.0	5	5.46	1-2-2	29	28.0	17
Viola, Minn	5.25	1-1-0	2	12.0	7	5.92	2-10-0	16	100.1	66
Waddell, Clev	0.00	0-0-0	2	1.1	0	3.82	2-2-1	14	33.0	14
Wegman, Milw	2.77	2-0-0	4	26.0	8	4.22	3-2-0	7	42.2	20
Williams, Tex	4.32	0-1-0	10	8.1	4	4.60	1-2-0	17	15.2	8
Williamson, Balt	3.09	0-0-0	6	11.2	4	3.09	0-0-0	6	11.2	4
Wilkinson, Sea	0.00	0-0-1	5	7.2	0	0.00	0-0-1	5	7.2	0
Winn, Chgo	0.00	0-0-0	1	2.2	0	0.00	0-0-0	1	2.2	0
Witt (B), Tex	3.48	1-1-0	4	20.2	8	4.20	2-1-0	6	30.0	14
Witt (M), Calf	2.45	0-2-0	2	18.1	5	3.79	4-6-0	16	109.1	46
Woodward, Bos	13.50	0-0-0	1	0.2	1	9.00	0-1-0	2	5.0	5
Yett, Clev	2.70	0-0-0	3	3.1	1	4.50	0-0-0	7	10.0	5
Young (C), Oak	10.38	0-0-0	1	4.1	5	4.89	2-1-0	11	35.0	19
Young (M), Oak	—	—	—	—	—	3.44	2-3-1	14	52.1	20

**BLUE JAYS TELEVISION BROADCAST**

Television broadcast rights are owned by the Labatt Brewing Company Ltd., and are produced by TV Labatt commercially on the CTV Network (flagship station, CFTO-TV, Toronto and affiliated stations throughout Canada) and privately on The Sports Network Pay-TV service. Commentators on the CTV telecasts include play-by-play announcer Don Chevrier, analyst Tony Kubek and host Fergie Olver while Olver will call the play-by-play on The Sports Network with colour commentary by Buck Martinez. The producer of the games on both networks is Tom McKee.

**JOHN HUDSON**  
 Director of Media Properties  
**TV LABATT**  
 2 First Canadian Place  
 Suite 3200  
 Toronto, Ontario, M5X 1E7  
 (416) 361-5050

**JOHNNY ESAW**  
 Executive Vice-President, Sports  
**CTV Network**  
 42 Charles Street,  
 9th Floor  
 Toronto, Ontario, M4Y 1T5  
 (416) 928-6000

**GORDON GRAIG**  
 President and General Manager  
**The Sports Network**  
 1155 Leslie Street,  
 Don Mills, Ontario M3C 2J6  
 (416) 449-2244

**DON CHEVRIER,**  
 Play-by-play Announcer

The voice of the Blue Jays on all telecasts throughout the club's 11 year history. . . "Chevvy" returns for 12th season. . . Has been in broadcasting for 32 years. . . Is one of North America's most highly respected announcers because of his knowledge of the various sports he broadcasts. . . Has worked for every major network in North America. . . Personal highlight was broadcasting the 1980 Winter Olympics and the United States gold medal win in hockey. . . Other major sporting events include the Rome, Montreal and Los Angeles Summer Olympics, the Sapporo, Lake Placid, and Sarajevo Winter Olympics, Commonwealth and Pan-Am Games, Canada/Russia hockey series, CFL football, curling championships, golf, boxing and the USSR-NHL hockey series. . . Has worked ABC's Monday Night Baseball, sports anchor for ABC Direction Network and boxing for ESPN. . . Resides in Palm Harbor, FL.

**TONY KUBEK,**  
 Colour Commentator

Former New York Yankee shortstop/outfielder for nine seasons with a lifetime .266 average. . . Was AL Rookie of the Year in 1957. . . Forced to retire after 1965 season due to a bad back. . . Starting 12th season on Blue Jay telecasts. . . Also handles NBC Game-of-the-Week colour commentary. . . Comments and interviews are devoted mainly to baseball fundamentals, discussing the fine points of game. . . Started broadcasting career in 1966. . . Married with four children and resides in Appleton, Wisconsin. . . Coaches high school basketball team in off-season.

**FERGIE OLVER,**  
 Host/Play-by-Play Announcer

Starting 8th season on Blue Jay telecasts. . . Former centerfielder in pro baseball. . . Played two seasons in Chicago White Sox chain, 1962-63. . . Team-mate in first season at Harlan, Kentucky was former Cy Young Award winner Denny McLain. . . Returned to Western Canada to play for Saskatoon/Medicine Hat in Western Baseball League (semi-pro). . . Started working in radio and TV in Moose Jaw/Regina area and in 1969 came east to CFCF-TV in Montreal. . . Moved to CFTO-TV in Toronto four months later. . . Stayed for 15 years before resigning in the fall of 1984. . . Works as play-by-play announcer of Blue Jays games televised on The Sports Network. . . Owns and races standard-bred horses. . . Resides in Toronto.

**BUCK MARTINEZ,**  
 Colour Commentator

Starting his 2nd season as commentator on The Sports Network after ending a professional baseball career which began in 1967. . . Was a member of the Blue Jays from 1981-86. . . The 39-year old catcher has extensive radio background serving as a colour commentator for post season games on the TBS Radio Network. . . Also was an important member of the Blue Jays post-game radio program on the TBS Network. . . with his wife, Arlene, and 9 year old son, Casey, Buck resides in Leawood, Kansas. . . Author of two season-in-review books, "From Worst to First" (1985) and "The Last Out" (1986).



Don Chevrier



Tony Kubek



Fergie Olver



Buck Martinez

## BLUE JAYS RADIO BROADCAST

### Telemedia Broadcast Systems

40 Holly Street, Toronto, Ontario M4S 3B3 (416) 482-9383

Executive Vice-President: Don Pagnutti

Director, Sports Programming: Allan Davis

Manager, Network Sports: Vicki McKee

### TOM CHEEK,

#### Play-by-play Announcer

Back for his 12th season as play-by-play man on the Blue Jays radio network. . . Off-season functions include appearances and speaking engagements for the Blue Jays. . . 48 years-old, . . . only person to see each and every Blue Jays game. . . Born in Pensacola, Florida. . . Attended the Cambridge School of Broadcasting in Boston. . . Began radio career in Plattsburg, New York and then moved to Burlington, Vermont where for nine years he was corporate sales manager and sports director for a group of three stations in Burlington (WVMT) and Rutland (WSYB and WRUT-FM). . . Play-by-play experience includes baseball, basketball, football and hockey for the University of Vermont. . . From 1974 to 1976 was the swing man on Montreal Expos radio broadcasts on television nights. . . Member of broadcast team for ABC Sports at the 1980 Winter Olympics at Lake Placid and 1984 Olympics at Sarajevo. . . Has broadcast college basketball for Mutual Radio Network. . . Was instrumental in organizing the Burlington International Games (while living in Vermont in 1967), a sports competition between the towns of Burlington, Ontario and Vermont. . . Married, three children. . . Wife Shirley hails from Hemmingford, Quebec. . . Children, Tom Jr. (21), Lisa (19) and Jeffrey (17). . . Family resides in Burlington, Ontario.

### JERRY HOWARTH,

#### Play-by-play Announcer

Back for 7th full-season as a full-time member of the Blue Jays radio team. . . Worked a partial schedule of games in 1981 while still sports director and sports talk show host at KWMS radio in Salt Lake City prior to joining the sports department of CJCL radio in Toronto. . . Born in York, Pennsylvania and grew up in San Francisco. . . 42-years-old. . . Graduated from University of Santa Clara in 1968. . . Served two years in the armed forces in West Germany. . . On return, attended Hastings Law School in San Francisco where he met his wife Mary. . . Started broadcasting career in 1974 with play-by-play of Tacoma Twins Triple A baseball and also for the University of Puget Sound's varsity baseball, basketball and football teams. . . Moved to Salt Lake City in 1976 and did play-by-play of Salt Lake City Gulls Triple A baseball for three years. . . Switched to basketball and was Assistant General Manager of Utah Pros of Western Basketball Association and Groups Sales Manager for Utah Jazz of the NBA prior to joining KWMS radio in 1980. . . Resides in Etobicoke with his wife Mary and two children, Benjamin (11) and Joseph (9).

### RADIO NETWORK

#### Flagship Station: CJCL 1430, Toronto

**Affiliates:** CJCL 1430 (Toronto, Ont.), CKBB 950 (Barrie, Ont.), CKCB 1400 (Collingwood, Ont.), CHML (Hamilton, Ont.), CFJR 830 (Brockville, Ont.), CHUC 1450 (Cobourg, Ont.), CKNR 1340 (Elliot Lake, Ont.), CJNR 730 (Blind River, Ont.), CKNS 930 (Espanola, Ont.), CJFT (Fort Erie, Ont.), CFBK (Huntsville, Ont.), CFMK-FM 96.3 (Kingston, Ont.), CKGL-FM 96.3 (Kitchener, Ont.), CHYR 710 (Leamington/Windsor/Chatham, Ont.), CKLY 910 (Lindsay/Peterborough, Ont.), CKO-FM 97.5 (London, Ont.), CKMP 1230 (Midland, Ont.), CJTT 1230 (New Liskeard, Ont.), CJRN 710 (Niagara Falls/St. Catharines, Ont.), CKAT-FM 101.0 (North Bay, Ont.), CFOR 1570 (Orillia, Ont.), CFOS 560 (Owen Sound, Ont.), CFPS (Port Elgin, Ont.), CHRO 1350 (Pembroke, Ont.), CHOK 1070 (Sarnia, Ont.), CHEQ-FM (Smiths Falls, Ont.), CJCS 1240 (Stratford, Ont.), CFYN 1050 (Sault Ste. Marie, Ont.), CKSO (Sudbury, Ont.), CKGB 750 (Timmins, Ont.), CJLB (Thunder Bay, Ont.), CJTN 1270 (Trenton, Ont.), CKO-FM 96.1 (Vancouver, B.C.), CJFW-FM 103.1 (Terrace/Kitimat/Prince Rupert/Masset/Sand Spit/Smithers/Houston/Burns Lake, B.C.), CKO-FM 103.1 (Calgary, Alta.), CKO-FM 101.9 (Edmonton, Alta.), CJGL-FM (Swift Current, Sask.), CJSL (Estevan, Sask.), CFSL (Weyburn, Sask.), CJOB 680 (Winnipeg, Man.), CKLQ 1570 (Brandon, Man.), CKDH 900 (Amherst, N.S.), CKO-FM 103.5 (Halifax, N.S.), CKTO-FM 100.9 (Truro, N.S.), CJLS 1340 (Yarmouth, N.S.), 580 (Antigonish, N.S.), CKHJ-FM (Fredericton, N.B.), CFQM-FM (Moncton, N.B.), CFLC-FM (Churchill Falls, Nfld.), CFCB 570 (Cornerbrook, Nfld.), CFDL-FM (Deer Lake, Nfld.), CFLN (Goose Bay, Nfld.), CFGN (Port Au Basque, Nfld.), CFNW (Port au Choix, Nfld.), CFNN-FM (St. Anthony, Nfld.), CFSX (Stephenville, Nfld.), CFLW (Wabush, Nfld.), CHLQ-FM 93.1 (Charlottetown, P.E.I.), CJRW (Summerside, P.E.I.)



Tom Cheek



Jerry Howarth

## 1988 TORONTO BLUE JAYS SPRING ROSTER

**COACHES:** Batting: Cito Gaston (43)  
 1B: Billy Smith (42)  
 Bullpen: John Sullivan (8) Coach: Winston Lienas (57)

**Pitching:** Al Widmar (41)  
 John McLaren (7)  
 3B: John McLaren (7)  
 Coach: Winston Lienas (57)

**MANAGER:** Jimmy Williams (3)  
**TRAINER:** Tommy Craig  
**EQUIPMENT MANAGER:** Jeff Ross

**MANAGER, TEAM TRAVEL:** Mike Mitchell  
**CLUB PHYSICIAN:** Dr. Ron Taylor

No.	Pitchers (13)	B	T	Ht.	Wt.	Born	Birthplace	Residence	1987 Club	W-L	ERA	G	GS	CG	SV	IP	H	BB	SO	ML SER
55	CERUTTI, John	L	L	6-2	200	4-28-60	Albany, NY	Amherst, MA	TORONTO	11-4	4.40	44	21	2	0	151.1	144	59	92	2,007
18	CLANCY, Jim	R	R	6-4	220	12-18-55	Chicago, IL	Chicago, IL	TORONTO	15-11	3.54	37	37	5	0	241.1	234	80	180	10,072
38	EICHHORN, Mark	R	R	6-3	200	11-21-60	San Jose, CA	Watsonville, CA	TORONTO	10-6	3.17	89	0	0	4	127.2	110	52	96	2,035
46	FLANAGAN, Mike	L	L	6-0	195	12-16-51	Manchester, NH	Amherst, NH	BALTIMORE	3-6	4.94	16	16	4	0	94.2	102	36	50	
49	GUZMAN, Juan	R	R	5-11	182	10-28-66	Santo Domingo DR	Santo Domingo DR	Bakersfield	3-2	2.37	7	7	0	0	49.1	46	15	43	11,170
50	HENKE, Tom	R	R	6-5	225	12-21-57	Kansas City, MO	Jefferson City, MO	TORONTO	0-6	2.49	72	0	0	34	94.0	62	25	128	3,059
22	KEY, Jimmy	R	L	6-1	190	4-22-61	Huntsville, AL	Palm Harbor, FL	TORONTO	17-8	2.76	36	36	8	0	261.0	210	66	161	4,000
13	MUSSELMAN, Jeff	L	L	6-0	180	6-21-63	Doylstown, PA	Lanoka Harbor, NJ	TORONTO	12-5	4.15	68	1	0	3	89.0	75	54	54	1,036
48	McLAUGHLIN, Colin	S	R	6-6	205	6-9-59	Winchester, MS	Woodbury, MS	Syracuse	4-5	4.14	46	0	0	10	74.0	53	39	91	0,000
45	NUNEZ, Jose	R	R	6-3	175	1-13-64	Jarabacoa, DR	Santo Domingo, DR	TORONTO	5-2	5.01	37	9	0	0	97.0	91	58	99	1,000
37	STIEB, Dave	R	R	6-0	195	7-22-57	Santa Ana, CA	Palm Harbor, FL	TORONTO	13-9	4.09	33	31	3	0	185.0	164	87	115	8,096
31	WARD, Duane	R	R	6-4	205	5-28-64	Parkview, NM	Farmington, NM	Syracuse	2-2	3.89	46	3	0	14	76.1	59	42	67	
36	WELLS, David	L	L	6-2	225	5-20-63	Torrance, CA	San Diego, Ca	TORONTO	1-0	6.94	12	1	0	0	11.2	14	12	10	0,154
									Syracuse	4-6	3.87	43	12	0	6	109.1	102	32	106	
									TORONTO	4-3	3.99	18	2	0	1	29.1	37	12	32	0,055

No.	Catchers (4)	B	T	Ht.	Wt.	Born	Birthplace	Residence	1987 Club	AVG	G	AB	R	H	2B	3B	HR	RBI	BB	SO	SB	ML SER
10	BORDERS, Pat	R	R	6-2	190	5-14-63	Columbus, OH	Lake Wales, FL	Dunedin	.364	3	11	0	4	0	0	0	1	0	3	0	
52	MYERS, Greg	L	R	6-2	200	4-14-66	Riverside, CA	Riverside, CA	Knoxville	.292	94	349	44	102	14	1	11	51	20	56	2	0,000
47	STARK, Matt	R	R	6-4	225	1-21-65	Whittier, CA	Hacienda Hights, CA	Syracuse	.246	107	342	35	84	19	1	10	47	22	46	3	
12	WHITT, Ernie	L	R	6-2	200	6-13-52	Detroit, MI	Mt. Clemens, MI	TORONTO	.111	7	9	1	1	0	0	0	0	0	0	0	0,034
									TORONTO	.063	5	12	0	1	0	0	0	0	0	0	0	0,031
									Knoxville	.299	25	87	10	26	3	2	2	18	13	9	0	
									TORONTO	.269	135	446	57	120	24	1	19	75	44	50	0	9,017

No.	Infielders (11)	B	T	Ht.	Wt.	Born	Birthplace	Residence	1987 Club	AVG	G	AB	R	H	2B	3B	HR	RBI	BB	SO	SB	ML SER
1	FERNANDEZ, Tony	S	R	6-2	175	6-30-62	S.P. de Macoris, DR	S.P. de Macoris, DR	TORONTO	.322	146	578	90	186	29	8	5	67	51	48	32	3,164
23	FIELDER, Cecil	R	R	6-3	220	9-21-63	Los Angeles, CA	Irving, TX	TORONTO	.269	82	175	30	47	7	1	14	32	20	48	0	1,164
17	GRUBER, Kelly	R	R	6-0	185	2-26-62	Houston, TX	Austin, TX	TORONTO	.235	138	341	50	80	14	3	12	36	17	70	12	2,108
39	KELLY, Jimmy	R	R	6-0	150	7-16-70	Santo Domingo, DR	Santo Domingo, DR	Dunedin	.218	71	238	22	52	2	2	0	17	15	27	0	0,000
4	LEE, Manny	S	R	5-9	150	6-17-65	S.P. de Macoris, DR	S.P. de Macoris, DR	TORONTO	.256	56	121	14	31	2	3	1	11	6	13	2	1,149
2	LIRIANO, Nelson	S	R	5-10	165	6-3-64	Puerto Plata, DR	Santo Domingo, DR	Syracuse	.250	130	531	72	133	19	10	10	55	44	76	36	0,041
19	McGRIFF, Fred	L	L	6-3	215	10-31-63	Tampa, FL	Tampa, FL	TORONTO	.241	37	158	29	38	6	2	2	0	16	22	13	0,041
5	MULLINIKS, Rance	L	R	6-0	175	1-15-56	Tulare, CA	El Paso, TX	TORONTO	.310	124	332	37	103	28	1	11	44	34	55	1	9,115
35	TONUCCI, Norm	R	R	5-11	180	2-28-66	New London, CT	Waterford, CT	Knoxville	.224	135	482	58	108	15	6	20	55	39	176	3	0,000
26	UPSHAW, Willie	L	L	6-0	195	4-27-57	Blanco, TX	Fairfield, CT	TORONTO	.244	150	512	68	125	22	4	15	58	58	78	10	8,074
56	YELDING, Eric	R	R	6-1	170	2-22-65	Montrose, AL	Montrose, AL	Knoxville	.200	39	150	23	30	6	1	0	7	12	25	10	0,000
								Myr. Beach		.303	88	357	53	108	12	2	1	31	18	31	73	0,000
No.	Outfielders (11)	B	T	Ht.	Wt.	Born	Birthplace	Residence	1987 Club	AVG	G	AB	R	H	2B	3B	HR	RBI	BB	SO	SB	ML SER
29	BARFIELD, Jesse	R	R	6-1	200	10-29-59	Joliet, IL	Houston, TX	TORONTO	.263	159	590	89	155	25	3	28	84	58	141	3	6,032
34	BATISTE, Kevin	R	R	6-2	175	10-21-66	Galveston, TX	Galveston, TX	Dunedin	.267	130	514	65	137	12	3	3	28	58	136	70	0,000
11	BELL, George	R	R	6-1	194	10-21-59	S.P. de Macoris, DR	S.P. de Macoris, DR	TORONTO	.308	156	610	111	188	32	4	47	134	39	75	5	5,084
21	BENIQUEZ, Juan	R	R	5-11	175	5-13-50	San Sebastian, PR	Carolina, PR	KANSAS CITY	.236	57	174	14	41	7	0	3	26	11	26	0	14,129
32	BERROA, Geronimo	R	R	6-0	165	3-18-65	Santo Domingo, DR	Santo Domingo, DR	TORONTO	.284	39	81	6	23	5	1	5	21	5	13	0	0,034
6	CAMPUSANO, Sil	R	R	6-0	160	12-31-66	Mano Guayabo, DR	Santo Domingo, DR	Knoxville	.264	134	523	87	150	33	3	36	108	46	104	2	0,000
40	DUCEY, Rob	L	R	6-2	173	5-24-65	Toronto, ONT	Cambridge, ONT	Syracuse	.284	100	359	62	102	14	10	10	60	61	89	8	0,066
30	HILL, Glenallen	R	R	6-2	205	3-22-65	Santa Cruz, CA	Santa Cruz, CA	TORONTO	.188	34	48	12	9	1	0	1	6	8	10	2	0,066
9	LEACH, Rick	L	L	6-0	195	5-4-57	Ann Arbor, MI	Farmington Hills, MI	Syracuse	.235	137	536	65	126	25	6	16	77	25	152	22	0,000
15	MOSEBY, Lloyd	L	R	6-3	200	11-5-59	Portland, AR	Loomis, CA	TORONTO	.282	98	195	26	55	13	1	3	25	25	25	0	5,168
28	THORNTON, Lou	L	R	6-0	175	4-26-63	Montgomery, AL	Hope Hill, AL	TORONTO	.265	155	592	106	167	27	4	26	96	70	124	39	7,135
									Syracuse	.500	122	464	64	123	10	5	9	47	23	71	38	0,034
									TORONTO		12	2	5	1	0	0	0	0	1	0	0	1,034

## NUMERICAL ROSTER

NON-ROSTER PLAYERS																						
No.	Pitchers (6)	B	T	Ht.	Wt.	Born	Birthplace	Residence	1987 Club	W-L	ERA	G	GS	CG	SV	IP	H	BB	SO	ML SER		
53	BOUCHER, Denis	R	L	6-1	185	3-7-68	Lachine, QUE	Lachine, QUE	—	2-3	4.37	17	5	0	1	45.1	33	55	45	0.000		
58	BURGOS, Enrique	L	L	6-3	160	10-7-65	Chorrera, Panama	Chorrera, Panama	Knoxville	5-2	2.11	23	0	0	7	38.1	22	24	47	0.000		
25	DAVIS, Steve	L	L	6-1	183	8-4-60	San Antonio, TX	San Antonio, TX	Syracuse	1-5	9.71	20	10	0	0	51.0	71	44	31	0.060		
60	ROGERS, Jimmy	R	R	5-9	160	1-3-67	Tulsa, OK	Staten Island, NY	Knoxville	6-2	3.02	13	11	0	0	65.2	54	38	37	0.000		
33	SANCHEZ, Alex	R	R	6-2	185	4-8-66	Antioch, CA	Antioch, CA	St. Catharines	2-4	3.36	13	12	0	0	56.1	46	23	60	0.000		
16	STOTTLEMYRE, Todd	L	R	6-3	185	5-20-65	Sunnyside, WA	Yakima, WA	Myrtle Beach	8-3	2.64	17	17	0	0	95.1	72	38	116	0.000		
									Syracuse	11-13	4.44	34	34	1	0	186.2	189	87	143	0.000		
No.	Catchers (2)	B	T	Ht.	Wt.	Born	Birthplace	Residence	1987 Club	AVG	G	AB	R	H	2B	3B	HR	RBI	BB	SO	SB	ML SER
66	CABRERA, Francisco	R	R	6-4	195	10-30-66	Santo Domingo, DR	Santo Domingo, DR	Myrtle Beach	.276	129	449	61	124	27	1	14	72	40	82	4	0.000
59	DIAZ, Carlos	R	R	6-3	195	12-24-64	Elizabeth, NJ	Elizabeth, NJ	Dunedin	.230	73	230	24	53	6	0	0	27	22	41	3	0.000

1. Fernandez, Tony, IF
2. Liriano, Nelson, IF
3. Williams, Jimmy, Manager
4. Lee, Manny, IF
5. Mulliniks, Rance, IF
6. Campusano, Silvestre, OF
7. McLaren, John, Coach
8. Sullivan, John, Coach
9. Leach, Rick, OF
10. Borders, Pat, C
11. Bell, George, OF
12. Whitt, Ernie, C
13. Musselman, Jeff, P
- 14.
15. Moseby, Lloyd, OF
16. Stottlemire, Todd, RHP
17. Gruber, Kelly, IF
18. Clancy, Jim, RHP
19. McGriff, Fred, IF
- 20.
21. Beniquez, Juan, OF
22. Key, Jimmy, LHP
23. Fielder, Cecil, IF
- 24.
25. Davis, Steve, LHP
26. Upshaw, Willie, IF
- 27.
28. Thornton, Lou, OF
29. Barfield, Jesse, OF
30. Hill, Glenallen, OF
31. Ward, Duane, RHP
32. Berroa, Geronimo, OF
33. Sanchez, Alex, RHP
34. Batista, Kevin, OF
35. Tonucci, Norm, IF
36. Wells, David, RHP
37. Stieb, Dave, RHP
38. Eichhorn, Mark, RHP
39. Kelly, Jimmy, IF
40. Ducey, Rob, OF
41. Widmar, Al, Coach
42. Smith, Billy, Coach
43. Gaston, Cito, Coach
- 44.
45. Nunez, Jose, RHP
46. Flanagan, Mike, LHP
47. Stark, Matt, C
48. McLaughlin, Colin, RHP
49. Guzman, Juan, RHP
50. Henke, Tom, RHP
51. Taylor, Ron, Instructor
52. Myers, Greg, C
53. Boucher, Denis, RHP
- 54.
55. Cerutti, John, LHP
56. Yelding, Eric, IF
57. Llenas, Winston, Coach
58. Burgos, Enrique, RHP
59. Diaz, Carlos, C
60. Rogers, Jimmy, RHP
61. Cisco, Galen, Instructor
62. Ault, Doug, Instructor
63. Mayberry, John, Instructor
64. Queen, Mel, Instructor
65. Bailor, Bob, Instructor
66. Cabrera Francisco, C

## TORONTO'S BEST WON/LOST RECORDS

G	W-L	YR	G	W-L	YR	G	W-L	YR	G	W-L	YR
1	1-0	(77/83/87)	41	27-14	(84/85)	81	49-32	(84/85)	121	75-46	(85)
2	2-0	(87)	42	28-14	(84/85)	82	50-32	(84/85)	122	76-46	(85)
3	2-1	(77/83/87)	43	29-14	(84/85)	83	51-32	(85)	123	77-46	(85)
4	3-1	(77/84/86)	44	30-14	(84/85)	84	52-32	(85)	124	77-47	(85)
5	3-2	(77/84/86)	45	31-14	(84/85)	85	53-32	(85)	125	78-47	(85)
6	4-2	(77)	46	31-15	(84/85)	86	53-33	(85)	126	79-47	(85)
7	5-2	(77)	47	32-15	(84)	87	53-34	(85)	127	79-48	(85)
8	5-3	(77/84)	48	33-15	(84)	88	53-35	(84/85)	128	80-48	(85)
9	5-4	(77/80/84/85-87)	49	34-15	(84)	89	54-35	(84)	129	81-48	(85)
10	6-4	(84/85/87)	50	34-16	(84/85)	90	54-36	(85)	130	81-49	(85)
11	7-4	(84/85)	51	35-16	(85)	91	54-37	(84/85)	131	82-49	(85)
12	8-4	(84)	52	36-16	(85)	92	55-37	(84/85)	132	82-50	(85)
13	9-4	(84)	53	36-17	(84/85)	93	56-37	(84/85)	133	83-50	(85)
14	9-5	(84)	54	36-18	(84/85)	94	57-37	(85)	134	84-50	(85)
15	9-6	(80/84)	55	36-19	(84/85)	95	58-37	(85)	135	84-51	(85)
16	9-7	(80/84/85/87)	56	37-19	(85)	96	59-37	(85)	136	85-51	(85)
17	10-7	(84/85)	57	38-19	(85)	97	60-37	(85)	137	86-51	(85)
18	11-7	(85)	58	38-20	(85/87)	98	61-37	(85)	138	87-51	(85)
19	12-7	(85)	59	39-20	(87)	99	62-37	(85)	139	88-51	(85)
20	13-7	(85)	60	39-21	(87)	100	63-37	(85)	140	88-52	(85)
21	14-7	(85)	61	39-22	(84/85/87)	101	63-38	(85)	141	89-52	(85)
22	14-8	(85/87)	62	40-22	(84/87)	102	64-38	(85)	142	90-52	(85)
23	15-8	(85/86/87)	63	41-22	(84/87)	103	65-38	(85)	141	91-52	(85)
24	15-9	(80/84/85/87)	64	41-23	(84)	104	66-38	(85)	144	91-53	(85)
25	15-10	(80/84/85/87)	65	41-24	(84/87)	105	67-38	(85)	145	91-54	(85)
26	16-10	(84/85/87)	66	42-24	(84)	106	67-39	(85)	146	92-54	(85)
27	17-10	(84/87)	67	42-25	(84/87)	107	68-39	(85)	147	93-54	(85)
28	18-10	(84)	68	43-25	(84)	108	69-39	(85)	148	93-55	(85)
29	18-11	(84/85/87)	69	43-26	(84/85/87)	109	69-40	(85)	149	94-55	(85)
30	19-11	(85/87)	70	44-26	(87)	110	69-41	(85)	150	95-55	(85)
31	20-11	(85/87)	71	44-27	(85/87)	111	70-41	(85)	151	95-56	(85)
32	21-11	(87)	72	45-27	(85/87)	112	70-42	(85)	152	95-57	(85)
33	21-12	(87)	73	45-28	(85/87)	113	71-42	(85)	153	96-57	(85)
34	21-13	(84/85/87)	74	46-28	(85)	114	72-42	(85)	154	97-57	(85)
35	22-13	(84)	75	46-29	(85)	115	72-43	(85)	155	98-57	(85)
36	23-13	(84)	76	46-30	(85)	116	72-44	(85)	156	98-58	(85)
37	24-13	(84)	77	47-30	(85)	117	73-44	(85)	157	98-59	(85)
38	24-14	(84/85)	78	47-31	(85)	118	73-45	(85)	158	98-60	(85)
39	25-14	(84/85)	79	48-31	(85)	119	74-45	(85)	159	98-61	(85)
40	26-14	(84/85)	80	48-32	(84/85)	120	74-46	(85)	161	99-62	(85)
									162	89-73	(83/84)

## UPCOMING MILESTONES

## JESSE BARFIELD

126 GM to 1000  
85 AB to 3000  
40 R to 500  
211 H to 1000  
44 HR to 200  
40 RBI to 500

## GEORGE BELL

70 GM to 800  
261 AB to 3000  
92 R to 500  
202 H to 1000  
11 HR to 150  
47 RBI to 500

## JUAN BENIQUEZ

27 GM to 1500  
385 AB to 5000  
99 R to 700  
243 H to 1500  
22 HR to 100  
32 RBI to 500

## JOHN CERUTTI

18 GM to 100  
14 K's to 200

## JIM CLANCY

34 GM to 350  
36 GS to 350  
81 K's to 1200

## MARK EICHHORN

77.1 IP to 400 IP  
22 K's to 300  
35 GM to 200

## TONY FERNANDEZ

27 GM to 600  
404 AB to 2500  
14 R to 300  
66 H to 700  
96 RBI to 300  
25 SB to 100

## CECIL FIELDER

54 GM to 200  
168 AB to 500  
17 H to 100  
39 RBI to 100

## MIKE FLANAGAN

7 W to 150  
2 CG to 100  
258 I IP to 2500  
24 K's to 1300  
15 GS to 350

## KELLY GRUBER

55 GM to 300  
487 AB to 1000  
29 R to 100  
88 H to 200  
46 RBI to 100

## TOM HENKE

23 SV to 100  
161 K's to 500

## JIMMY KEY

30 GM to 200  
232.1 IP to 1000  
69 K's to 500

## RICK LEACH

75 GM to 600  
393 AB to 1500  
211 H to 500  
79 RBI to 200

## MANNY LEE

45 GM to 200  
261 AB to 500  
45 H to 100

## NELSON LIRIANO

63 GM to 100  
342 AB to 500  
62 H to 100

## FRED McGRUFF

90 GM to 200  
700 AB to 1000  
41 R to 100  
26 H to 100  
57 RBI to 100

## LLOYD MOSEBY

71 GM to 1200  
350 AB to 4500  
81 R to 700  
5 H to 1100  
34 RBI to 600  
79 BB to 500

## RANCE MULLINIKS

54 GM to 1000  
380 AB to 3000  
68 R to 400  
93 H to 800  
83 RBI to 400

## JEFF MUSSELMAN

26 GM to 100  
42 K's to 100

## JOSE NUNEZ

63 GM to 100  
1 K to 100

## DAVE STIEB

8 GM to 300  
15 GS to 300  
55.2 IP to 2100  
16 K's to 1200

## LOU THORNTON

32 GM to 100  
26 AB to 100  
82 H to 100  
92 RBI to 100

## WILLIE UPSHAW

85 GM to 1200  
290 AB to 4000  
62 R to 600  
18 H to 1000  
23 2B to 200  
22 RBI to 500  
10 BB to 400

## ERNIE WHITT

10 G to 1000  
251 AB to 3000  
8 H to 700  
102 RBI to 500

## BLUE JAYS SPRING TRAINING DIRECTORY

## SITE:

MINOR LEAGUE COMPLEX  
Cecil P. Englebert Recreational Complex  
1700 Solon Avenue  
Dunedin, Florida 34698

GRANT FIELD  
311 Douglas Avenue  
Dunedin, Florida 34698

## FIRST WORKOUT DATES:

Major League-Pitchers & Catchers-Wednesday, February 24th.  
Balance of Squad-Saturday, February 27.

NOTE: Major League Club opens Spring Training at the Cecil P. Englebert Recreational Complex and will continue to work out at the complex through to March 3rd. Commencing March 4th, the Major League Club will move to Grant Field.

All games will be played at Grant Field

Minor League-Entire Squad-Thursday, March 10th.

## MAILING ADDRESS:

TORONTO BLUE JAYS  
P.O. Box 957  
Dunedin, Florida 34697

## HOTEL HEADQUARTERS:

RAMADA INN COUNTRYSIDE  
2560 U.S. 19 North  
Clearwater, Florida 34623

## TELEPHONES:

RAMADA INN COUNTRYSIDE . . . . . (813) 796-1234  
MINOR LEAGUE COMPLEX . . . . . (813) 733-9387  
GRANT FIELD OFFICE (Effective March 7th) . . . . . (813) 733-9302  
PUBLIC RELATIONS OFFICE (Effective March 7th) . . . . . (813) 734-4214  
FAX . . . . . (813) 734-7661

TICKET DATA: Ticket Office at GRANT FIELD, 373 Douglas Avenue, Dunedin. (813) 733-0429

Open from Monday, February 22nd.  
Monday to Saturday: 10:00 a.m. to 3:00 p.m.

TICKET PRICES: Reserved . . . . . \$6.00 U.S. Funds  
Grandstand . . . . . \$5.00 U.S. Funds

## GRANT FIELD, DUNEDIN

Located at the corner of Douglas Avenue and Beltrees Street in Dunedin, Grant Field is the spring training home of the Toronto Blue Jays.

## DIMENSIONS:

Left-field line . . . . . 335 ft/102.1 m  
Left-centre . . . . . 380 ft/115.8 m  
Centre field . . . . . 400 ft/121.9 m  
Right-centre . . . . . 365 ft/111.3 m  
Right field line . . . . . 315 ft/ 96.0 m

Fence-Twelve feet high, chain link with screen cover (3.66 m high).

Warning track-12 feet/3.66 m.

Distance from baselines to out-of-play-60 feet at all points (18.29 m).

Batter's eye screen-40 feet by 60 feet/12.2 m by 18.3 m.

Capacity-3417.

## SPRING EXHIBITION RESULTS:

					ATTENDANCE			*DUNEDIN-ONLY
	Home	ROAD	W-L	PCT	*HOME	AVG	ROAD	AVG
1977	5-8	3-8	8-16	.333	21,728	1,671	22,093	2,008
1978	3-8	5-9	8-17	.320	20,009	1,819	36,334	2,595
1979	6-6	6-6	12-12	.500	21,420	1,785	26,496	2,205
1980	5-4	5-3	10-7	.588	15,377	1,709	18,499	2,312
1981	7-6	6-7-1	13-13-1	.500	24,180	1,860	33,391	2,385
1982	7-7	8-5-1	15-12-1	.556	26,442	1,889	37,237	2,660
1983	9-4	7-6	16-10	.615	27,662	2,305	60,461	4,319
1984	8-6	5-10	13-16	.448	32,869	2,739	164,890	9,699
1985	11-4	8-5-1	19-9-1	.679	42,314	3,022	114,226	7,615
1986	10-3	5-9	15-12	.555	43,263	3,328	60,862	4,347
1987	5-5-1	4-6-1	9-11-2	.450	35,101	3,181	55,003	5,000

The largest spring exhibition crowd at Grant Field was 3,470 on Wednesday, March 14, 1984 for the game between the Blue Jays and Boston Red Sox and Wednesday, March 13, 1985 for a game with the New York Mets.

The first Blue Jays game ever played was on March 11, 1977 at Grant Field. The Blue Jays defeated the New York Mets 3-1.

**TORONTO BLUE JAYS  
1987 SPRING EXHIBITION SEASON**

GAMES PLAYED: 22

BATTER	AVG	G	AB	R	H	2B	3B	HR	RBI	GW	SH-SF	HB	BB	SO	SB-CS	E
BARFIELD	.451	15	51	13	23	3	0	7	24	2	0-0	1	2	6	2-2	0
BELL	.340	14	50	9	17	2	0	5	12	1	0-0	2	1	3	0-0	2
CAMPUSANO	.000	6	8	0	0	0	0	0	1	0	0-1	0	2	3	0-0	1
DAVID	.000	1	1	0	0	0	0	0	0	0	0-0	0	0	0	0-0	0
DEWILLIS	.000	7	3	0	0	0	0	0	0	0	1-0	0	0	0	0-0	0
DUCEY	.286	11	28	7	8	0	0	2	5	0	0-0	0	3	6	0-0	0
FERNANDEZ	.244	13	41	4	10	2	0	0	5	1	0-3	1	3	2	3-0	2
FIELDER	.171	16	35	3	6	0	0	1	3	0	0-0	0	2	2	0-0	0
GARCIA	1.000	5	2	0	2	0	0	0	1	0	0-0	0	0	0	0-0	0
GREEN	.083	8	12	0	1	0	0	0	0	0	0-0	1	0	4	0-0	0
GRUBER	.333	17	57	13	19	5	0	4	8	2	0-0	0	1	6	3-0	1
HEARRON	.333	5	12	0	4	1	0	0	0	0	0-0	0	1	1	0-0	0
HILL	.222	7	18	3	4	2	0	1	5	0	0-1	0	0	5	0-0	0
INFANTE	.304	14	23	0	7	0	0	0	2	0	0-0	0	2	1	1-1	2
JORG	.333	15	39	6	13	3	0	0	0	0	0-0	0	2	9	0-0	1
LEACH	.423	15	26	5	11	3	0	0	0	0	1-0	1	6	2	0-0	1
LEE	.281	12	32	6	9	1	0	0	1	1	0-0	0	0	4	0-0	3
LIRIANO	.273	8	22	2	6	2	1	0	1	0	0-0	0	0	1	2-0	2
MCGRIFF	.325	15	40	12	13	0	0	7	16	0	0-2	1	7	7	0-0	1
MOSEBY	.292	16	48	13	14	2	0	3	12	0	0-1	0	9	6	5-0	1
MULLINIKS	.441	14	34	11	15	4	0	3	9	1	0-0	0	7	2	0-0	0
MYERS	.500	6	8	2	4	1	0	1	4	0	0-0	0	0	1	0-0	0
QUINLAN	.000	2	3	0	0	0	0	1	0	0	0-0	0	0	2	0-0	0
SALAZAR	—	1	0	0	0	0	0	0	0	0	0-0	0	1	0	0-0	0
SHARPERSON	.404	15	47	10	19	3	1	0	0	0	1-0	0	4	2	1-1	1
SHEPHERD	.125	11	8	1	1	0	0	0	0	0	0-0	0	3	0	0-0	0
STARK	.353	7	17	5	6	1	0	3	7	1	0-1	0	2	1	0-0	1
THORNTON	.095	12	21	4	2	0	0	1	2	0	0-0	0	2	4	1-0	0
UPSHAW	.297	13	37	5	11	3	0	1	5	0	0-0	0	4	5	0-1	1
WHITT	.167	14	42	5	7	2	0	1	7	0	0-2	0	5	6	0-1	1
BLUE JAYS	.300	22	780	139	234	41	2	40	132	9	4-11	7	69	95	18-6	22
OPPONENTS	.301	22	788	131	237	49	3	21	122	10	4-4	11	74	124	20-6	28

PITCHER	W-L	ERA	G	GS	CG	GF	SHO	SV	IP	H	R	ER	HR	HB	BB	SO	WP
AQUINO	R 0-0	1.93	3	0	0	3	0	1	4.2	5	1	1	0	0	1	3	1
CAUDILL	R 0-0	7.02	10	0	0	2	0	0	16.2	20	14	13	3	2	6	13	1
CERUTTI	L 1-2	7.32	4	4	0	0	0	0	19.2	30	16	16	6	1	8	9	1
CLANCY	R 1-0	9.00	3	3	0	0	0	0	9.0	11	9	9	1	1	7	3	2
EICHHORN	R 1-0	2.08	8	0	0	2	0	0	17.1	15	4	4	1	1	3	17	0
GORDON	R 0-2	5.59	6	0	0	1	0	1	9.2	15	11	6	0	0	4	4	0
HENKE	R 0-0	2.70	7	0	0	5	0	2	10.0	7	4	3	1	1	2	13	0
HUDSON	R 1-0	6.00	2	0	0	1	0	0	3.0	4	2	2	0	0	1	0	0
JOHNSON	R 2-2	6.86	5	5	0	0	0	0	19.2	33	16	15	2	1	5	10	0
KEY	L 2-0	0.00	3	3	0	0	0	0	12.0	5	0	0	0	0	3	8	0
LAVELLE	L 0-0	0.00	2	0	0	0	0	0	2.0	1	0	0	0	1	1	0	0
McLAUGHLIN	R 0-0	20.25	2	0	0	1	0	0	1.1	1	3	3	1	0	3	2	0
McMURTRY	R 1-1	8.25	5	0	0	0	0	0	12.0	20	12	11	1	0	8	8	0
MESA	R 0-0	11.57	3	0	0	1	0	0	4.2	11	6	6	0	1	3	4	0
MUSSELMAN	L 0-3	4.22	8	0	0	5	0	0	10.2	17	8	5	0	0	5	9	1
NUNEZ	R 0-0	3.65	6	1	0	1	0	0	12.1	10	7	5	1	0	7	8	2
STIEB	R 0-0	3.38	2	2	0	0	0	0	8.0	6	4	3	2	0	0	2	0
STOTTEMYRE	R 0-0	7.71	1	1	0	0	0	0	2.1	2	2	2	1	0	1	0	0
WARD	R 0-1	5.50	5	3	0	0	0	0	18.0	24	12	11	1	2	6	11	1
BLUE JAYS	9-11	5.36	22	22	0	22	2	4	193.0	237	131	115	21	11	74	124	9
OPPONENTS	11-9	5.64	22	22	0	22	0	1	193.0	234	139	121	40	7	69	95	9

**ATTENDANCE**

	HOME (FLORIDA)	ROAD	TOR	OPP	HOME	W-L
TOTAL	35,101	55,003	DOUBLE PLAYS	23	23	5-5-1
AVE.	3,191	5,000	HRS-HOME	23	11	4-6-1
DATES	11	11	HRS-ROAD	17	10	5-5-1
			LEFT ON BASE	153	171	VS NL 4-6-1

## 1988 SPRING TRAINING SCHEDULE

DATE	OPPOSING TEAM	LOCATION	GAME TIME
Friday, March 4	Cincinnati Reds	Plant City	1:05 p.m.
Saturday, March 5	*Philadelphia Phillies	DUNEDIN	1:30 p.m.
Sunday, March 6	*Philadelphia Phillies	Clearwater	1:05 p.m.
Monday, March 7	Texas Rangers	DUNEDIN	1:30 p.m.
Tuesday, March 8	Cincinnati Reds	DUNEDIN	1:30 p.m.
	Detroit Tigers	Lakeland	1:30 p.m.
Wednesday, March 9	St. Louis Cardinals	DUNEDIN	1:30 p.m.
Thursday, March 10	Kansas City Royals	Baseball City	1:30 p.m.
Friday, March 11	Minnesota Twins	DUNEDIN	1:30 p.m.
Saturday, March 12	*Texas Rangers	DUNEDIN	1:30 p.m.
Sunday, March 13	*Texas Rangers	Port Charlotte	1:30 p.m.
Monday, March 14	Philadelphia Phillies	Clearwater	1:05 p.m.
Tuesday, March 15	Cincinnati Reds	DUNEDIN	1:30 p.m.
Wednesday, March 16	Pittsburgh Pirates	Bradenton	1:00 p.m.
Thursday, March 17	Boston Red Sox	DUNEDIN	1:30 p.m.
Friday, March 18	Cincinnati Reds	Plant City	1:05 p.m.
Saturday, March 19	*St. Louis Cardinals	St. Petersburg	1:00 p.m.
Sunday, March 20	#*Pittsburgh Pirates	DUNEDIN	1:30 p.m.
Monday, March 21	Chicago White Sox	Sarasota	1:30 p.m.
Tuesday, March 22	Philadelphia Phillies	DUNEDIN	1:30 p.m.
Wednesday, March 23	St. Louis Cardinals	DUNEDIN	1:30 p.m.
Thursday, March 24	Pittsburgh Pirates	Bradenton	1:00 p.m.
Friday, March 25	Texas Rangers	Port Charlotte	1:30 p.m.
Saturday, March 26	*Chicago White Sox	DUNEDIN	1:30 p.m.
Sunday, March 27	#*Minnesota Twins	Orlando	1:30 p.m.
Monday, March 28	St. Louis Cardinals	St. Petersburg	1:00 p.m.
Tuesday, March 29	Texas Rangers	Port Charlotte	1:30 p.m.
Wednesday, March 30	#Detroit Tigers	DUNEDIN	1:30 p.m.
Thursday, March 31	Pittsburgh Pirates	DUNEDIN	1:30 p.m.
Saturday, April 2	*Minnesota Twins	Denver	12:35 p.m.
Sunday, April 3	*Minnesota Twins	Denver	12:35 p.m.

ALL TIMES LOCAL

\*Broadcast on TBS Radio Network

#Telecast on TSN

SPRING TRAINING RECORD  
1977-1987

	HOME	ROAD	OVERALL
BALTIMORE	1-2-0	2-0-0	3-2-0
BOSTON	3-4-0	4-5-0	7-9-0
CHICAGO (AL)	7-10-0	9-7-2	16-17-2
CLEVELAND	0-0-0	0-0-1	0-0-1
DETROIT	3-5-0	6-4-0	9-9-0
KANSAS CITY	3-3-0	3-5-0	6-8-0
MILWAUKEE	3-1-0	0-2-0	3-3-0
MINNESOTA	7-4-0	4-7-0	11-11-0
NEW YORK (AL)	2-2-0	0-6-0	2-8-0
SEATTLE	0-0-0	0-1-0	0-1-0
TEXAS	1-1-0	0-2-0	1-3-0
ATLANTA	0-0-0	1-0-0	1-0-0
CINCINNATI	5-3-0	3-3-0	8-6-0
HOUSTON	3-1-0	1-4-0	4-5-0
LOS ANGELES	0-1-0	0-2-0	0-3-0
MONTREAL	8-2-0	3-5-0	11-7-0
NEW YORK (NL)	7-6-0	6-5-0	13-11-0
PHILADELPHIA	9-8-1	9-8-0	18-16-1
PITTSBURGH	6-6-0	4-3-1	10-9-1
ST. LOUIS	8-2-0	7-5-0	15-7-0
at FLORIDA	72-60-1	62-70-3	134-130-4
OTHER	4-1-0	0-4-1	4-5-1
vs NL	46-29-1	34-35-1	80-64-2
vs AL	30-32-0	28-39-3	58-71-3
OVERALL	76-61-1	62-74-4	138-135-5

BASEBALL WRITERS ASSOCIATION OF AMERICA (BBWAA) TORONTO CHAPTER  
1988 BOARD OF DIRECTORS

Chairman:	Neil MacCard, Toronto Star
Vice-Chairman:	Ken Fidlin, Toronto Sun
Secretary-Treasurer:	Steve Milton, Hamilton Spectator
Directors:	Tom Maloney, Canadian Press, Larry Millson, Globe & Mail; Bob Elliott, Toronto Sun; Dave Perkins, Toronto Star.



**TORONTO BLUE JAYS**  
**YEAR-BY-YEAR REVIEW**

# 1987

## Duel with Detroit sees Jays a close second

Manager	W	L	Pct.	Pos.	GB	Attendance
<b>Jimmy Williams</b>	<b>96</b>	<b>66</b>	<b>.593</b>	<b>2nd</b>	<b>2</b>	<b>2,778,459</b>

Lloyd Moseby's 26 HRs, 96 RBIs and 106 runs were career highs for the Jays' centerfielder.



**I**F YOU WROTE a story about a baseball pennant race, you wouldn't and couldn't pack in as many thrills as were contained in the last ten games of the Toronto Blue Jays' 1987 season. Leading the Tigers by a half game with ten left, the Jays played home and home series against Detroit on the last two weekends of the year. These seven games – with the division championship on the line – were all one-run contests.

The Jays won the first three against Detroit to stretch their lead to 3½. They led the fourth game going into the ninth before a Kirk Gibson home run paved the way for an eventual Tiger victory in extra innings. Three losses to Milwaukee sent the Jays into Tiger Stadium with a one game lead and three to play. The Tigers swept the series, despite marvelous pitching performances from Mike Flanagan and Jimmy Key in the final two games of the season. The Jays finished two games behind Detroit at 96-66/.593 – the second best-record in the majors and three games short of the franchise record of 99 wins in 1985.

Despite the disappointment of the last week of the season, 1987 was a year of superlatives for the Jays. The club led the A.L. in attendance, drawing almost 2.8 million, and registered the sixth-highest home run total in league history with 215 including an incredible 10 HR single-game barrage against Baltimore on September 14th.

George Bell (47 HRs and 134 RBIs) had a career year, earning A.L. MVP honours. Jimmy Key allowed no more than three earned runs in 30 of 36 starts, finished at 17-6 with an ERA of 2.76 and was runner-up in balloting for the Cy Young Award. Tony Fernandez, despite a sore knee, was one of baseball's top defensive shortstops, while hitting .322 with 32 stolen bases. Tom Henke led the A.L. in saves with 34.

Rookie Fred McGriff hit 20 HRs while first-year lefthander Jeff Musselman finished at 12-5 with 68 appearances. Nelson Liriano played in the final 37 games of the season, starting at second base and hitting out of the leadoff spot. Mike Flanagan yielded two runs or less in five of seven starts for the Jays after being acquired from Baltimore on August 30. Hard-throwing relievers David Wells and Duane Ward combined for 25 appearances from the bullpen after being called up for the stretch run.

The Jays' starting lineup and pitching rotation changed considerably during the course of 1987. The 1988 squad combines veterans at the peak of their abilities with talented younger players ready to play and improve at the major-league level.

# 1987 Blue Jays Statistics

BATTER	Pos.	Avg.	G	AB	R	H	HR	RBI
BARFIELD, Jesse	OF	.263	159	590	89	155	28	84
BELL, George	OF	.308	156	610	111	188	47	134
BENIQUEZ, Juan	OF-DH	.284	39	81	6	23	5	21
DEWILLIS, Jeff	C	.120	13	25	2	3	1	2
DUCEY, Rob	OF	.188	34	48	12	9	1	6
FERNANDEZ, Tony	SS	.322	146	578	90	186	5	67
FIELDER, Cecil	DH-1B	.269	82	175	30	47	14	32
GRUBER, Kelly	3B	.235	138	341	50	80	12	36
INFANTE, Alexis	IF	.000	1	0	0	0	0	0
IORG, Garth	IF	.210	122	310	35	65	4	30
LEACH, Rick	1B-OF-DH	.282	98	195	26	55	3	25
LEE, Manny	SS	.256	56	121	14	31	1	11
LIRIANO, Nelson	2B	.241	37	158	29	38	2	10
McGRIFF, Fred	DH-1B	.247	107	295	58	73	20	43
MOORE, Charlie	C	.215	51	107	15	23	1	7
MOSEBY, Lloyd	OF	.282	155	592	106	167	26	96
MULLINIKS, Rance	3B-DH	.310	124	332	37	103	11	44
MYERS, Greg	C	.111	7	9	1	1	0	0
SHARPERSON, Mike	2B	.208	32	96	4	20	0	9
STARK, Matt	C	.083	5	12	0	1	0	0
THORNTON, Lou	OF	.500	12	2	5	1	0	0
UPSHAW, Willie	1B	.244	150	512	68	125	15	75
WHITT, Ernie	C	.269	135	446	57	120	19	58
Designated Hitters		.258	162	592	101	153	38	97
Pinch-Hitters		.234	108	167	107	39	3	28

1987 Totals .269 162 5,635 845 1,514 215 790

PITCHER	ERA	W-L	SV	G	IP	H	ER	BB	SO
CERUTTI, John	4.40	11-4	0	44	151	144	74	59	92
CLANCY, Jim	3.54	15-11	0	37	241	234	95	80	180
EICHHORN, Mark	3.17	10-6	4	89	128	110	45	52	96
FLANAGAN, Mike	2.37	3-2	0	7	49	46	13	15	43
GORDON, Don	4.09	0-0	0	5	11	8	5	3	3
HENKE, Tom	2.49	0-6	34	72	94	62	26	25	128
JOHNSON, Joey	5.13	3-5	0	14	67	77	38	18	27
KEY, Jimmy	2.76	17-8	0	36	261	210	80	66	161
LAVELLE, Gary	5.53	2-3	1	23	27	36	17	19	17
MUSSELMAN, Jeff	4.15	12-5	3	68	90	75	41	54	54
NIEKRO, Phil	8.25	0-2	0	3	12	15	11	7	7
NUNEZ, Jose	5.01	5-2	0	37	97	91	54	58	99
STIEB, Dave	4.09	13-9	0	33	185	164	84	87	115
WARD, Duane	6.94	1-0	0	12	12	14	9	12	10
WELLS, David	3.99	4-3	1	18	29	37	13	12	32

1987 Totals 3.74 96-66 43 162 1454 1323 605 567 1064

Labatt's Most Valuable Player

**GEORGE BELL**

Labatt's Most Valuable Pitcher

**JIMMY KEY**

BBWAA

Player of the Year

**GEORGE BELL**

BBWAA

Pitcher of the Year

**JIMMY KEY**


BBWAA

Rookie of the Year

**JEFF MUSSELMAN**

Most Improved Player

**LLOYD MOSEBY**



Above: Fred McGriff's 20 HRs set a new Jays' rookie mark.

Below: Lefthander Jeff Musselman earned 10 of 12 wins at home.



# 1986

## All-Star Performances but a slow start hurts

Manager	W	L	Pct.	Pos.	GB	Attendance
<b>Jimmy Williams</b>	<b>86</b>	<b>76</b>	<b>.531</b>	<b>4th</b>	<b>9½</b>	<b>2,455,477</b>



All-star Jesse Barfield hit 40 home runs.

**T**HE BLUE JAYS' tenth anniversary season proved the baseball adage that it's easier to win a title than to defend one. The American League pennant and World Series Championship would have to wait at least another season as the club, under new manager Jimmy Williams, finished the season in fourth, 9½ games behind the Boston Red Sox.

George Bell and Jesse Barfield had the finest seasons of their careers. Bell had 31 home runs and 38 doubles along with a club record 108 RBIs – tied with Barfield, who established club records with 40 homers, 107 runs, a .559 slugging percentage, and 108 RBIs. Tony Fernandez, again playing in every game, led the club with a .310 average and showed himself to be one of the top shortstops in the game. Barfield, Bell, and Fernandez were selected to post-season all-star teams and Barfield and Fernandez became the first Blue Jays to win Gold Glove awards. Rick Leach finished at .309, appearing in 104 games at first base, in the outfield, and as a designated hitter. He had ten pinch-hits.

Jim Clancy and Dave Stieb became the club's first 100-game winners. Clancy was the most consistent of the Jays' starters for most of the season, though he lost his final seven decisions. Dave Stieb lost his first six decisions; he was 2-9 at the All-Star break but improved to finish at 7-12. Jimmy Key was also winless in his first six starts, but found his groove to finish the season at 11-11. He did not allow a run in his last 19.1 innings of work. Mark Eichhorn, who earned a spot on the roster in spring training, won fourteen games in relief in 1986, and set the club record for lowest ERA at 1.72. Eichhorn, who had adopted a submarine-style delivery, held opposing teams scoreless in 42 of his 69 appearances and was selected rookie relief pitcher of the year by *The Sporting News*. Tom Henke continued as the team's top stopper, finishing with a club record of 27 saves.

In their first ten seasons, the Blue Jays grew from a raw expansion franchise to a multi-talented team. The club's second decade began with a nucleus of players among the best in baseball.

# 1986 Blue Jays Statistics

BATTER	Pos.	Avg.	G	AB	R	H	HR	RBI
BARFIELD, Jesse	OF	.289	158	589	107	170	40	108
BELL, George	OF	.309	159	641	101	198	31	108
FERNANDEZ, Tony	SS	.310	163	689	91	213	10	65
FIELDER, Cecil	1B-DH	.157	34	83	7	13	4	13
GARCIA, Damaso	2B	.281	122	424	57	119	6	46
GRUBER, Kelly	IF	.196	87	143	20	28	5	15
HEARRON, Jeff	C	.217	12	23	2	5	0	4
IORG, Garth	IF	.260	137	327	30	85	3	44
JOHNSON, Cliff	DH	.250	107	336	48	84	15	55
LEACH, Rick	1B-OF-DH	.309	110	246	35	76	5	39
LEE, Manny	T	.205	35	78	8	16	1	7
MARTINEZ, Buck	C	.181	81	160	13	29	2	12
McGRIFF, Fred	IF	.200	3	5	1	1	0	0
MOSEBY, Lloyd	OF	.253	152	589	89	149	21	86
MULLINIKS, Rance	3B	.259	117	348	50	90	11	45
SHEPHERD, Ron	OF	.203	65	69	16	14	2	4
UPSHAW, Willie	1B	.251	155	573	85	144	9	60
WHITT, Ernie	C	.268	131	395	48	106	16	56
Designated Hitters		.242		616	86	149	20	83
Pinch-Hitters		.277		155	19	43	4	32
<b>1986 Totals</b>		<b>.269</b>	<b>163</b>	<b>5716</b>	<b>809</b>	<b>1540</b>	<b>81</b>	<b>767</b>

Labatt's Most Valuable Player

**GEORGE BELL**

Labatt's Most Valuable Pitcher

**JIMMY KEY**

BBWAA

Player of the Year

**JESSE BARFIELD**

BBWAA

Pitcher of the Year

**MARK EICHHORN**

Most Improved Player


**RICK LEACH**

PITCHER	ERA	W-L	SV	G	IP	H	ER	BB	SO
ACKER, Jim	4.35	2-4	0	23	60	63	29	22	32
ALEXANDER, Doyle	4.46	5-4	0	17	111	120	55	20	65
AQUINO, Luis	6.35	1-1	0	7	11	14	8	3	5
CAUDILL, Bill	6.19	2-4	2	40	36	36	25	17	32
CERUTTI, John	4.15	9-4	1	34	145	150	67	47	89
CLANCY, Jim	3.94	14-14	0	34	219	202	96	63	126
CLARKE, Stan	9.24	0-1	0	10	13	18	13	10	9
DAVIS, Steve	17.18	0-0	0	3	4	8	7	5	5
EICHHORN, Mark	1.72	14-6	10	69	157	105	30	45	166
GORDON, Don	7.06	0-1	1	14	22	28	17	8	13
HENKE, Tom	3.25	9-5	27	63	91	63	34	38	118
JOHNSON, Joe	3.89	7-2	0	16	88	94	38	22	39
KEY, Jimmy	3.57	14-11	0	36	232	222	92	74	141
LAMP, Dennis	5.05	2-6	2	40	73	93	41	23	30
MAHLER, Mickey	0.00	0-0	0	2	1	1	0	0	0
MUSSELMAN, Jeff	10.13	0-0	0	6	5	8	6	5	4
STIEB, Dave	4.74	7-12	1	37	205	239	108	87	127
WARD, Duane	13.50	0-1	0	2	2	3	3	4	1
<b>1986 Totals</b>	<b>4.08</b>	<b>86-76</b>	<b>44</b>	<b>163</b>	<b>1476</b>	<b>1467</b>	<b>669</b>	<b>487</b>	<b>1002</b>



Above: Mark Eichhorn had ten saves and a 1.72 ERA in 157 IP.

Below: Tony Fernandez hit .310 with 213 base hits.



# 1985

## A Dream Season: 99 wins and a championship

Manager	W	L	Pct.	Pos.	GA	Attendance
<b>Bobby Cox</b>	<b>99</b>	<b>62</b>	<b>.615</b>	<b>1st</b>	<b>2</b>	<b>2,468,925</b>

Lefthander Jimmy Key won 14 games with 213 IP.



**A** FIRST-PLACE FINISH and the American League East Division Championship came to the Blue Jays on October 5, 1985 when Doyle Alexander pitched a complete game to beat the New York Yankees 5-1. The Jays finished with 99 wins and went on to take a 3-1 lead in games against the Kansas City Royals in the American League Championship Series, before the Royals battled back to win in seven games.

The Jays had made changes. In December of 1984, Griffin and Collins had gone to Oakland for relief ace Bill Caudill. Jim Gott and two minor leaguers had gone to San Francisco for lefthander Gary Lavelle in January of 1985. Dennis Lamp had been moved to middle relief and Jimmy Key had become part of the starting rotation. Bell, Barfield, and Fernandez were now everyday players. Cliff Johnson, who was later reacquired in mid-season, signed with Texas as a free agent, and as compensation, the Jays received little-known pitcher Tom Henke, who began the year in "AAA".

The team moved into first place on May 13. The Jays' bullpen had its best record ever, with 47 saves and a 35-20 won-lost record. After a fast start, Caudill's production tailed off and Jim Acker got the call in short-relief situations. Acker registered ten saves, seven wins, and a 3.23 ERA. Dennis Lamp, pitching long or middle relief, had a remarkable 11-0 season and was the Jays' most consistent pitcher. But the big bullpen story was Tom Henke. Called up in late July, the hard-throwing righthander became the club's top reliever, saving thirteen of fifteen games. Jimmy Key had a fine season in his first year as a starter, going 14-6 and giving the Jays their first wins by a lefthanded starter since Paul Mirabella defeated Boston on October 4, 1980.

Barfield and Bell were friendly rivals for Player of the Year; both hit and fielded their positions strongly. Tony Fernandez appeared in all 161 games, batting .289. Garth Iorg had his best season, hitting .313. Ernie Whitt had nineteen homers.

The Jays had come within one win of the American League pennant. Nine seasons of player development and roster moves had established the club as one of baseball's best.

# 1985 Blue Jays Statistics

BATTER	Pos.	Avg.	G	AB	R	H	HR	RBI
AIKENS, Willie	DH	.200	12	20	2	4	1	5
ALLENSON, Gary	C	.118	14	34	2	4	0	3
BARFIELD, Jesse	OF	.289	155	539	94	156	27	84
BELL, George	OF	.275	157	607	87	167	28	95
BURROUGHS, Jeff	DH	.257	86	191	19	49	6	28
FERNANDEZ, Tony	SS	.289	161	564	71	163	2	51
FIELDER, Cecil	1B-DH	.311	30	74	6	23	4	16
GARCIA, Damaso	2B	.282	146	600	70	169	8	65
GRUBER, Kelly	IF	.231	5	13	0	13	0	1
HEARRON, Jeff	C	.143	4	7	0	1	0	0
IORG, Garth	IF	.313	131	288	33	90	7	37
JOHNSON, Cliff	DH-1B	.260	106	369	35	96	13	66
LEACH, Rick	1B-OF	.200	16	35	2	7	0	1
LEE, Manny	IF	.200	64	40	9	8	0	0
MARTINEZ, Buck	C	.162	42	99	11	16	4	14
MATUSZEK, Len	DH-1B	.212	62	151	23	32	2	15
MOSEBY, Lloyd	OF	.259	152	584	92	151	18	71
MULLINIKS, Rance	3B	.295	129	366	55	108	10	56
NICOSIA, Steve	C	.267	6	15	0	4	0	1
OLIVER, Al	DH	.251	61	187	20	47	5	23
SHEPHERD, Ron	OF	.114	38	35	7	4	0	1
THORNTON, Lou	OF	.236	56	72	18	17	1	8
UPSHAW, Willie	1B	.275	148	501	79	138	15	65
WEBSTER, Mitch	OF	.000	4	1	0	0	0	0
WHITT, Ernie	C	.245	139	412	55	101	19	64
Designated Hitters		.247	161	600	77	148	13	78
Pinch-Hitters		.222	-	167	18	37	4	29
<b>1985 Totals</b>		<b>.269</b>	<b>161</b>	<b>5,508</b>	<b>759</b>	<b>1,482</b>	<b>158</b>	<b>714</b>

PITCHER	ERA	W-L	SV	G	IP	H	ER	BB	SO
ACKER, Jim	3.23	7-2	10	61	86	86	31	43	42
ALEXANDER, Doyle	3.45	17-10	0	36	261	268	100	67	142
CAUDILL, Bill	2.99	4-6	14	67	69	53	23	35	46
CERUTTI, John	5.40	0-2	4	4	7	10	4	4	5
CLANCY, Jim	3.78	9-6	0	23	129	117	54	37	66
CLARKE, Stan	4.50	0-0	0	4	4	3	2	2	2
DAVIS, Steve	3.54	2-1	0	10	28	23	11	13	22
FILER, Tom	3.88	7-0	0	11	49	38	21	18	24
HENKE, Tom	2.03	3-3	13	28	40	29	9	8	42
KEY, Jimmy	3.00	14-6	0	35	213	188	71	50	85
LAMP, Dennis	3.32	11-0	2	53	106	96	39	27	68
LAVELLE, Gary	3.10	5-7	8	69	73	54	25	36	50
LEAL, Luis	5.75	3-6	0	15	67	82	43	24	33
MUSSELMAN, Ron	4.47	3-0	0	25	52	59	26	24	29
STIEB, Dave	2.48	14-13	0	36	265	206	73	96	167
<b>1985 Totals</b>	<b>3.29</b>	<b>99-62</b>	<b>47</b>	<b>161</b>	<b>1,448</b>	<b>1,312</b>	<b>529</b>	<b>484</b>	<b>823</b>

Labatt's Most Valuable Player

**JESSE BARFIELD**

Labatt's Most Valuable Pitcher

**DAVE STIEB**

BBWAA

Player of the Year

**JESSE BARFIELD**

BBWAA

Pitcher of the Year

**DENNIS LAMP**

Most Improved Player

**DENNIS LAMP**



Above: Tom Henke was 3-3 with 13 saves and a 2.03 ERA in 40 IP.

Below: George Bell had 28 home runs and 95 RBIs.



# 1984

## Unstoppable Tigers hide Jays' strong season

Manager	W	L	Pct.	Pos.	GB	Attendance
<b>Bobby Cox</b>	<b>89</b>	<b>73</b>	<b>.549</b>	<b>2nd</b>	<b>15</b>	<b>2,110,009</b>



Doyle Alexander was 17-6 with an ERA of 3.13.

**T**HE JAYS MADE MOVES to improve their bullpen, as late or extra-inning losses had hurt the club in 1983. Dennis Lamp became Toronto's first significant free agent signing, and a trade that sent Barry Bonnell to Seattle brought lefthander Bryan Clark to the Jays' relief corps.

Despite these efforts, the year was marked by the inability of the Jays' bullpen to close games. After a seemingly charmed streak of nineteen one-run victories in the first half of the season, the Jays dropped 25 of 40 one-run games over the rest of the schedule. They finished with 89 wins, matching their 1983 total and winding up in second place. This was the year of the "flying Tigers", as the Detroit club's fast start (35 wins in their first 40 games) allowed them to lead from wire to wire.

Player of the Year for the Jays was Dave Collins, whose .308 batting average with 41 extra base hits and 60 stolen bases made him the team's rally-starter. Moseby had his second fine season, hitting .280 with eighteen homers and 39 stolen bases. Rance Mulliniks, part of the Jays' third-base platoon, hit .349 with runners in scoring position. His .326 average was the best on the club. Tony Fernandez played in 88 games with the Jays, hitting .270 and staking claim to the starting shortstop's job for 1985.

Doyle Alexander had a great year on the mound, going 17-6 with 262 innings pitched and eleven complete games. Stieb had another fine year at 16-8 with an ERA of 2.83. Jim Clancy and Luis Leal each won thirteen games.

For the first time in franchise history more than two million fans made their way to Exhibition Stadium to be part of a pennant race. But the Tigers never faltered; the Blue Jays were a good team, but a piece or two was still missing from the championship puzzle.

# 1984 Blue Jays Statistics

BATTER	Pos.	Avg.	G	AB	R	H	HR	RBI
AIKENS, Willie	DH	.205	93	234	21	48	11	26
BARFIELD, Jesse	OF	.284	110	320	51	91	14	49
BELL, George	OF	.292	159	606	85	177	26	87
COLLINS, Dave	OF	.308	128	441	59	136	2	44
FERNANDEZ, Tony	SS	.270	88	233	29	63	3	19
GARCIA, Damaso	2B	.284	152	633	79	180	5	46
GRIFFIN, Alfredo	SS-2B	.241	140	419	53	101	4	30
GRUBER, Kelly	IF	.063	15	16	1	1	1	2
HERNANDEZ, Toby	C	.500	3	2	1	1	0	0
IORG, Garth	IF	.227	121	247	24	56	1	25
JOHNSON, Cliff	DH	.304	127	359	51	109	16	61
LEACH, Rick	1B-OF	.261	65	88	11	23	0	7
MANRIQUE, Fred	IF	.333	10	9	0	3	0	1
MARTINEZ, Buck	C	.220	102	232	24	51	5	37
MOSEBY, Lloyd	OF	.280	158	592	97	166	18	92
MULLINIKS, Rance	IF	.324	125	343	41	111	3	42
PETRALLI, Geno	C	.000	3	3	0	0	0	0
SHEPHERD, Ron	OF	.000	12	4	0	0	0	0
UPSHAW, Willie	IB	.278	152	569	79	158	19	84
WEBSTER, Mitch	OF	.227	26	22	9	5	0	4
WHITT, Ernie	C	.238	124	315	35	72	15	46
Designated Hitters		.270	162	612	91	165	27	93
Pinch-Hitters		.284	-	215	29	61	6	39
<b>1984 Totals</b>		<b>.273</b>	<b>162</b>	<b>5,678</b>	<b>750</b>	<b>1,555</b>	<b>143</b>	<b>702</b>

PITCHER	ERA	W-L	SV	G	IP	H	ER	BB	SO
ACKER, Jim	4.38	3-5	1	32	72	79	35	25	33
ALEXANDER, Doyle	3.13	17-6	0	36	262	238	91	59	139
CLANCY, Jim	5.12	13-15	0	36	220	249	125	88	118
CLARK, Bryan	5.91	1-2	0	20	46	66	30	22	21
GOTT, Jim	4.02	7-6	2	35	110	93	49	49	73
JACKSON, Roy Lee	3.56	7-8	10	54	86	73	34	31	58
KEY, Jimmy	4.65	4-5	10	63	62	70	32	32	44
LAMP, Dennis	4.55	8-8	9	56	85	97	38	38	45
LEACH, Rick	2.70	0-0	0	1	1	2	3	2	0
LEAL, Luis	3.89	13-8	0	35	222	221	96	77	134
MUSSELMAN, Ron	2.11	0-2	1	11	21	18	5	10	9
McLAUGHLIN, Joey	2.53	0-0	0	6	11	12	3	7	3
STIEB, Dave	2.83	16-8	0	35	267	215	84	88	198
<b>1984 Totals</b>	<b>3.86</b>	<b>89-73</b>	<b>33</b>	<b>162</b>	<b>1,464</b>	<b>1,433</b>	<b>628</b>	<b>528</b>	<b>875</b>

Labatt's Most Valuable Player  
**GEORGE BELL**

Labatt's Most Valuable Pitcher  
**DAVE STIEB**

BBWAA  
Player of the Year  
**DAVE COLLINS**

BBWAA  
Pitcher of the Year  
**DOYLE ALEXANDER**

BBWAA  
Rookie of the Year  
**TONY FERNANDEZ**

Most Improved Player  
**DAVE COLLINS**



Above: Cliff Johnson hit .304 as DH. Below: Willie Upshaw had 19 home runs.



# 1983

## Maturing Jays leave the cellar behind

Manager	W	L	Pct.	Pos.	GB	Attendance
<b>Bobby Cox</b>	<b>89</b>	<b>73</b>	<b>.549</b>	<b>4th</b>	<b>9</b>	<b>1,930,415</b>



Leftfielder Dave Collins

**T**HE BLUE JAYS had at last become serious contenders. This season saw the ballclub only 1½ games out of first place in late August when, in one disastrous week, the Jays lost six times either in extra innings or in the ninth.

The team strengthened its designated hitting, acquiring veteran sluggers Cliff Johnson and Jorge Orta through trades. The two combined for 34 home runs and 113 RBIs, the top totals in the league. The Jays increased their total run production to 795, up almost a full run per game on 1982, and their .277 team batting average and .436 slugging average led the American League.

Lloyd Moseby had his finest season, becoming the first Jay to score more than 100 runs. He hit .315 with eighteen home runs, 81 RBIs, and 27 stolen bases. Power came from Willie Upshaw who became the first Jay to record 100 RBIs. He had 27 homers and 99 runs scored, sharing Player of the Year honours with Moseby. Damaso Garcia had another strong year, finishing at .307 with 31 stolen bases despite being hampered by knee problems.

The outfield had a different look due to the acquisition of Dave Collins from the New York Yankees. Collins platooned in left with Bonnell and, later in the season, George Bell. Bonnell did spot duty in all outfield positions, hitting .318. Barfield had 27 homers in right.

The pitching staff depended on Stieb, Clancy, Leal, and Jim Gott as starters, but when Gott was sidelined with recurring blister problems, the Jays acquired veteran righthander Doyle Alexander who had been released by the Yankees in June. Alexander won seven and lost six for the Jays.

It was quite a year in baseball. George Brett had a home run disallowed because he had too much pine tar on his bat and Dave Winfield accidentally hit one of Exhibition Stadium's ever-present outfield seagulls with a baseball. More important, it was the year of Toronto's first exposure to pennant fever. Fans were ready for more.

# 1983 Blue Jays Statistics

BATTER	Pos.	Avg.	G	AB	R	H	HR	RBI
BARFIELD, Jesse	OF	.253	128	388	58	98	27	68
BELL, George	OF	.268	39	112	5	30	2	17
BONNELL, Barry	OF	.318	121	377	49	120	10	54
COLLINS, Dave	OF	.271	118	402	55	109	1	34
FERNANDEZ, Tony	SS	.265	15	34	5	9	0	2
GARCIA, Damaso	2B	.307	131	525	84	161	3	38
GRIFFIN, Alfredo	SS	.250	162	528	62	132	4	47
IORG, Garth	IF	.275	122	375	40	103	2	39
JOHNSON, Cliff	DH-1B	.265	142	407	59	108	22	76
KLUTTS, Mickey	3B	.256	22	43	3	11	3	5
MARTINEZ, Buck	C	.253	88	221	27	56	10	33
MOSEBY, Lloyd	OF	.315	151	539	104	170	18	81
MULLINIKS, Rance	IF	.275	129	364	54	100	10	49
ORTA, Jorge	DH-OF	.237	103	245	30	58	10	38
PETRALLI, Geno	C	.000	6	4	0	0	0	0
WELL, Hosken	OF	.169	40	83	6	14	1	7
UPSHAW, Willie	1B	.306	160	579	99	177	27	104
WEBSTER, Mitch	OF	.182	11	11	2	2	0	0
WHITT, Ernie	C	.256	123	344	53	88	17	56
Designated Hitters		.250	162	604	86	151	34	113
Pinch-Hitters		.290	—	200	26	58	5	42
1983 Totals		.277	162	5,581	795	1,546	167	748

PITCHER	ERA	W-L	SV	G	IP	H	ER	BB	SO
ACKER, Jim	4.33	5-1	1	38	98	103	47	38	44
ALEXANDER, Doyle	3.93	7-6	0	17	117	126	51	26	46
CLANCY, Jim	3.91	15-11	0	34	223	238	97	61	99
CLARKE, Stan	3.27	1-1	0	10	11	10	4	5	7
COOPER, Don	6.75	0-0	0	4	5	8	4	0	5
GEISEL, Dave	4.64	0-3	5	47	52	47	27	31	50
GOTT, Jim	4.74	9-14	0	34	177	195	93	68	121
JACKSON, Roy Lee	4.50	8-3	7	49	92	92	46	41	48
LEAL, Luis	4.31	13-12	0	35	217	216	104	65	116
MOFFITT, Randy	3.77	6-2	10	45	57	52	24	24	38
MORGAN, Mike	5.16	0-3	0	16	45	48	26	21	22
McLAUGHLIN, Joey	4.45	7-4	9	50	65	63	32	37	47
STIEB, Dave	3.04	17-12	0	36	278	223	94	93	187
WILLIAMS, Matt	14.63	1-1	0	4	8	13	13	7	5
1983 Totals	4.12	89-73	32	162	1,445	1,434	662	517	835

Labatt's  
Player of the Year  
**LLOYD MOSEBY &  
WILLIE UPSHAW**

Labatt's  
Pitcher of the Year  
**DAVE STIEB**

BBWAA  
Player of the Year  
**LLOYD MOSEBY**

BBWAA  
Pitcher of the Year  
**DAVE STIEB**

BBWAA  
Rookie of the Year  
**JIM ACKER**

Most Improved Player  
**LLOYD MOSEBY**



Above: Manager Bobby Cox. Below: Luis Leal was 13-12.



# 1982

## Cox's platooning Jays on verge of contention

Manager	W	L	Pct.	Pos.	GB	Attendance
<b>Bobby Cox</b>	<b>78</b>	<b>84</b>	<b>.481</b>	<b>T6</b>	<b>17</b>	<b>1,275,978</b>



Damaso Garcia hit .310 in 1982.

**T**HIS WAS THE YEAR that the Jays finally escaped seventh place in the American League East Division standings. A late-season surge saw them win ten of their last twelve games and finish in a tie with Cleveland for sixth. The club's winning percentage showed its greatest improvement, as the Jays finished at .481 with 78 wins.

Bobby Cox's first season as manager saw some of the club's promising young players take increasingly large roles. Willie Upshaw took over at first base after John Mayberry was traded to Kansas City in May. In 580 at-bats, Upshaw had 75 RBIs and 21 home runs. Damaso Garcia had his best season yet, hitting .310 with 185 hits and 58 stolen bases. He was the toughest Blue Jay to strike out in 1982, and could have posted even greater numbers had he not suffered a hand injury when he was again hit by a pitch in late August. Garcia was the Jays' Player of the Year. Jesse Barfield, playing rightfield almost exclusively against lefthanded pitching, had eighteen home runs and 97 hits, including a pinch-hit grand slam. Despite being a platoon player, Barfield was second in the American League in outfield assists, with fifteen, and was selected as the club's Rookie of the Year.

Platooning was an important part of Cox's strategy. Barfield shared rightfield with Hosken Powell. Garth Iorg and newly acquired Rance Mulliniks shared third and Ernie Whitt and Buck Martinez handled the catching responsibilities.

Meanwhile Dave Stieb was blossoming into one of the American League's top pitchers. He led the league with 288.1 innings pitched, nineteen complete games, and five shutouts. He won a club-record seventeen games for the Jays, despite being unable to register a win until his fifth start of the season. Jim Clancy rebounded from his injuries of the previous season to post a 16-14 record and Luis Leal gave the Jays their first effective third starter, going 12-15 with 250 innings pitched. In relief, Dale Murray became the Jays' ace, with eleven saves and eight wins in 111 innings pitched.

The club appeared ready to move up the standings in the American League East.

# 1982 Blue Jays Statistics

BATTER	Pos.	Avg.	G	AB	R	H	HR	RBI
ADAMS, Glenn	DH	.258	30	66	2	17	1	11
BAKER, Dave	3B	.250	9	20	3	5	0	2
BARFIELD, Jesse	OF	.246	139	394	54	97	18	58
BONNELL, Barry	OF	.293	140	437	59	128	6	49
DAVIS, Dick	OF	.286	3	7	0	2	0	2
GARCIA, Damaso	2B	.310	147	597	89	185	5	42
GRIFFIN, Alfredo	SS	.241	162	539	57	130	1	48
HERNANDEZ, Pedro	3B	.000	8	9	1	0	0	0
IORG, Garth	3B-2B	.285	129	417	45	119	1	36
JOHNSON, Anthony	OF	.235	70	98	17	23	3	14
MARTINEZ, Buck	C	.242	96	260	26	63	10	37
MAYBERRY, John	1B	.273	17	33	7	9	2	3
MOSEBY, Lloyd	OF	.236	147	487	51	115	9	52
MULLINIKS, Rance	3B-SS	.244	112	311	32	76	4	35
NORDHAGEN, Wayne	DH-OF	.270	72	185	12	50	1	20
PETRALLI, Geno	C-3B	.364	116	44	3	16	0	1
POWELL, Hosken	OF	.275	112	265	43	73	3	26
REVERING, Dave	1B	.215	55	135	15	29	5	18
ROBERTS, Leon	OF	.229	40	105	6	24	1	5
UPSHAW, Willie	1B	.267	160	580	77	155	21	75
VELEZ, Otto	DH	.192	28	52	4	10	1	5
WHITT, Ernie	C	.261	105	284	28	74	11	42
WOODS, Al	OF	.234	85	201	20	47	3	24
Designated Hitters		.238	162	596	52	142	8	56
Pinch-Hitters		.271	—	262	24	71	4	53
<b>1982 Totals</b>		<b>.262</b>	<b>162</b>	<b>5,526</b>	<b>651</b>	<b>1,447</b>	<b>106</b>	<b>605</b>

PITCHER	ERA	W-L	SV	G	IP	H	ER	BB	SO
BOMBACK, Mark	6.03	1-5	0	16	60	87	40	25	22
CLANCY, Jim	3.71	16-14	0	40	267	251	110	77	139
EICHHORN, Mark	5.45	0-3	0	7	38	40	23	14	16
GARVIN, Jerry	7.25	1-1	0	32	58	81	47	26	35
GEISEL, Dave	3.98	1-1	0	16	32	32	14	17	22
GOTT, Jim	4.43	5-10	0	30	136	134	67	66	82
JACKSON, Roy Lee	3.06	8-8	6	48	97	77	33	31	71
LEAL, Luis	3.93	12-15	0	38	250	250	109	79	111
McLAUGHLIN, Joey	3.21	8-6	8	44	70	54	25	30	49
MURRAY, Dale	3.16	8-7	11	56	111	115	39	32	60
SCHROM, Ken	5.87	1-0	0	6	15	13	10	15	8
SENTENEY, Steve	4.91	0-0	0	11	22	23	12	6	20
STIEB, Dave	3.25	17-14	0	38	288	271	104	75	141
<b>1982 Totals</b>	<b>3.95</b>	<b>78-84</b>	<b>25</b>	<b>162</b>	<b>1,444</b>	<b>1,428</b>	<b>633</b>	<b>493</b>	<b>776</b>

Labatt's  
Player of the Year  
**DAMASO GARCIA**

Labatt's  
Pitcher of the Year  
**DAVE STIEB**

BBWAA  
Player of the Year  
**DAMASO GARCIA**

BBWAA  
Pitcher of the Year  
**DAVE STIEB**

BBWAA  
Rookie of the Year  
**JESSE BARFIELD**

Most Improved Player  
**JIM CLANCY**




Above: Outfielder Barry Bonnell hit .293.  
Below: Ernie Whitt split the catcher's job with Buck Martinez.



# 1981

## A split season sees the Jays turn around

Manager	W	L	Pct.	Pos.	GB	Attendance
<b>Bob Mattick</b>	<b>16</b>	<b>42</b>	<b>.276</b>	<b>7th</b>	<b>19</b>	
<b>(split season)</b>	<b>21</b>	<b>27</b>	<b>.438</b>	<b>7th</b>	<b>7½</b>	<b>755,083</b>



Dave Stieb  
was 11-10  
with 184 IP.

**I**N A SEASON SPLIT in half by a 59-day players' strike, the Blue Jays' performance combined the worst start and the strongest finish in the franchise's five-year history. When the strike began, the Jays' record was a mediocre 16-42 for a .276 winning percentage. After the strike was over, the Jays played .500 baseball for all but the last two weeks of the season.

Dave Stieb became the first Jays regular starter to win more decisions than he lost, finishing the year at 11-10 with an ERA of 3.19. Jim Clancy, troubled by nagging injuries, finished at 6-12. Luis Leal, a righthander in his second year with the club, was 7-13 with a 3.68 ERA in 130 innings pitched. In the bullpen, Joey McLaughlin recorded ten saves and a 2.85 ERA and Roy Lee Jackson, acquired from the Mets for Bob Bailor, had seven saves and an ERA of 2.61.

Damaso Garcia had an excellent second half for the Jays, hitting .375 before being struck by a pitch that broke his wrist in late August. Jesse Barfield and George Bell, who had been acquired from the Phillies in the major-league draft, began to play in the outfield after the strike. Barfield and Bell started in the outfield with Lloyd Moseby for the first time on September 3, 1981. Moseby, in his first full season with the Jays, tied with first baseman John Mayberry for the club lead in RBIs.

Tony Fernandez, a gifted eighteen-year-old Dominican shortstop, began his rapid climb through the minors. He finished the year in "AAA", hitting .278 in Syracuse. At the close of the season, the Jays – almost without realizing it – had become a promising, capable team loaded with young talent and ready to move forward. Manager Bobby Mattick was replaced by Bobby Cox at the end of the season as the Jays continued to improve.

# 1981 Blue Jays Statistics

BATTER	Pos.	Avg.	G	AB	R	H	HR	RBI
AINGE, Danny	IF-OF	.187	86	246	20	46	0	14
BARFIELD, Jesse	OF	.232	25	95	7	22	2	9
BEAMON, Charlie	1B	.200	8	15	1	3	0	0
BELL, George	OF	.233	60	163	19	38	5	12
BONNELL, Barry	OF	.220	66	227	21	50	4	28
BOSETTI, Rick	OF	.234	25	47	5	11	0	4
COX, Ted	IF	.300	16	50	6	15	2	9
GARCIA, Damaso	2B	.252	64	250	24	63	1	13
GRIFFIN, Alfredo	SS	.209	101	388	30	81	0	21
IORG, Garth	IF	.242	70	215	17	52	0	10
MACHA, Ken	IF-C	.200	37	85	4	17	0	6
MANRIQUE, Fred	IF	.143	14	28	1	4	0	1
MARTINEZ, Buck	C	.227	45	128	13	29	4	21
MAYBERRY, John	1B	.248	94	290	34	72	17	43
MOSEBY, Lloyd	OF	.233	100	378	36	88	9	43
STIEB, Dave	PR	.000	1	0	1	0	0	0
UPSHAW, Willie	1B	.171	61	111	15	19	4	10
VELEZ, Otto	1B	.213	80	240	32	51	11	28
WELLS, Greg	1B-DH	.247	32	73	7	18	0	5
WHITMER, Dan	C	.111	7	9	0	1	0	0
WHITT, Ernie	C	.236	74	195	16	46	1	16
WOODS, Al	OF	.247	85	288	20	71	1	21
Designated Hitters		.212	106	363	45	77	13	36
Pinch-Hitters		.234	-	77	4	18	1	15
<b>1981 Totals</b>		<b>.226</b>	<b>106</b>	<b>3,521</b>	<b>329</b>	<b>797</b>	<b>61</b>	<b>314</b>

PITCHER	ERA	W-L	SV	G	IP	H	ER	BB	SO
BARLOW, Mike	4.20	0-0	0	12	15	22	7	6	5
BERENQUER, Juan	4.31	2-9	0	12	71	62	34	35	29
BOMBACK, Mark	3.89	5-5	0	20	90	84	39	35	33
CLANCY, Jim	4.90	6-12	0	22	125	126	68	64	56
ESPINOSA, Nino	9.00	0-0	0	1	1	4	1	0	0
GARVIN, Jerry	3.40	1-2	0	35	53	46	20	23	25
JACKSON, Roy Lee	2.61	1-2	7	39	62	65	18	25	27
LEAL, Luis	3.68	7-13	1	29	130	127	53	44	71
McLAUGHLIN, Joey	2.85	1-5	10	40	60	55	19	21	38
MIRABELLA, Paul	7.36	0-0	0	8	15	20	12	7	9
MURRAY, Dale	1.17	1-0	0	11	15	12	2	5	12
STIEB, Dave	3.19	11-10	0	25	184	148	65	61	89
TODD, Jackson	3.96	2-7	0	21	98	94	43	31	41
WILLIS, Mike	5.91	0-4	0	20	35	43	23	20	16
<b>1981 Totals</b>	<b>3.81</b>	<b>37-69</b>	<b>18</b>	<b>106</b>	<b>953</b>	<b>908</b>	<b>404</b>	<b>377</b>	<b>451</b>

Labatt's  
Player of the Year  
**DAVE STIEB**

Labatt's  
Pitcher of the Year  
**DAVE STIEB**

BBWAA  
Player of the Year  
**DAVE STIEB**

BBWAA  
Pitcher of the Year  
**DAVE STIEB**

Most Improved Player  
**JOEY McLAUGHLIN**



Above: Roy Lee Jackson had an ERA of 2.61. Below: Lloyd Moseby had 43 RBIs in 100 games.



# 1980

## A new manager and the best season yet

Manager	W	L	Pct.	Pos.	GB	Attendance
<b>Bob Mattick</b>	<b>67</b>	<b>95</b>	<b>.414</b>	<b>7th</b>	<b>36</b>	<b>1,400,327</b>



John Mayberry hit a club-record 30 home runs.

**BOBBY MATTICK** was made the club's new manager. As the Jays' scouting supervisor, Mattick had been responsible for recruiting and developing the talented young ballplayers in the Blue Jays' system. Though he was a managerial rookie, his forty years in baseball, and his familiarity with the Jays' personnel, made Mattick a natural for the job. The Jays responded with their best season to date, 67-95, for a winning percentage of .414. It was the club's first season with fewer than 100 losses.

An important trade sent Tom Underwood and Rick Cerone to the New York Yankees for first baseman Chris Chambliss, lefthander Paul Mirabella, and minor-league infielder Damaso Garcia. Chambliss was then traded to Atlanta for outfielder Barry Bonnell and relief pitcher Joey McLaughlin.

John Mayberry had 30 home runs, establishing a club record that would stand for six seasons. Alvis Woods hit .300 with fifteen home runs and Barry Bonnell had 56 RBIs. Injuries eventually subdued the Jays' offence as Bonnell, Bob Bailor, Rick Bosetti, and Otto Velez were forced out of the lineup.

Jim Clancy and Dave Stieb had become the club's top two starters, with 13 and 12 wins. Stieb was American League Pitcher of the Month for April and represented the Jays at the All-Star Game. Jerry Garvin moved to the bullpen and recorded a 2.28 ERA in 61 appearances. Joey McLaughlin, Paul Mirabella, and Jesse Jefferson all pitched more than 120 innings.

Garth Iorg, who had seen spot duty with the Jays in earlier seasons, had 222 at-bats. Damaso Garcia played regularly at second, hit .278, and combined with shortstop Alfredo Griffin to give the club excellent middle-infield defence. Danny Ainge, a professional prospect in both basketball and baseball, had 111 at-bats as a utility infielder. Ernie Whitt became the team's number-one catcher and Lloyd Moseby and Willie Upshaw made the Blue Jays to stay.

More pieces of the puzzle were beginning to fall into place.

# 1980 Blue Jays Statistics

BATTER	Pos.	Avg.	G	AB	R	H	HR	RBI
AINGE, Dan.	IF	.243	38	111	11	27	0	4
AULT, Doug	1B	.194	64	144	12	28	3	15
BAILOR, Bob	IF-OF	.236	117	347	44	82	1	16
BONNELL, Barry	OF	.268	130	463	55	124	13	56
BOSETTI, Rick	OF	.213	53	188	24	40	4	18
BRAUN, Steve	PH-1B	.273	37	55	4	15	1	9
CANNON, J.J.	OF	.080	7C	50	16	4	0	4
DAVIS, Bob	C	.216	91	218	18	47	4	19
GARCIA, Damaso	2B	.278	140	543	50	151	4	46
GRIFFIN, Alfredo	SS	.254	155	653	63	166	2	41
HODGSON, Paul	OF	.220	20	41	5	9	1	5
HOWELL, Roy	3B	.269	142	528	51	142	10	57
IORG, Garth	IF	.248	80	222	24	55	2	14
KELLY, Pat	C	.286	3	7	0	2	0	0
MACHA, Mike	3B-C	.000	5	8	0	0	0	0
MAYBERRY, John	1B	.248	149	501	62	124	30	82
MOSEBY, Lloyd	OF	.229	114	389	44	89	9	46
RAMOS, Domingo	IF	.125	5	16	0	2	0	0
STIEB, Dave	P-OF	.000	1	1	0	0	0	0
UPSHAW, Willie	1B	.213	34	61	10	13	1	5
VELEZ, Otto	DH-1B	.269	104	357	54	96	20	62
WHITT, Ernie	C	.237	106	295	23	70	6	34
WOODS, Al	OF	.300	109	373	54	112	15	47
Designated Hitters		.229	162	599	73	137	22	84
Pinch-Hitters		.280	-	100	10	28	3	15
<b>1980 Totals</b>		<b>.251</b>	<b>162</b>	<b>5,571</b>	<b>624</b>	<b>1,398</b>	<b>126</b>	<b>580</b>

PITCHER	ERA	W-L	SV	G	IP	H	ER	BB	SO
BAILOR, Bob	7.71	0-0	0	3	2	4	2	1	0
BARLOW, Mike	4.09	3-1	5	40	55	57	25	21	19
BUSKEY, Tom	4.46	3-1	0	33	67	68	33	26	34
CLANCY, Jim	3.30	13-16	0	34	251	217	92	128	152
GARVIN, Jerry	2.29	4-7	8	61	83	70	21	27	52
JEFFERSON, Jesse	5.47	4-13	0	29	122	130	74	52	53
KUCEK, Jack	6.75	3-8	1	23	68	83	51	41	35
LEAL, Luis	4.53	3-4	0	13	60	72	30	31	26
LEMANCZYK, Dave	5.40	2-5	0	10	43	57	26	15	10
McLAUGHLIN, Joey	4.51	6-9	4	55	136	159	68	53	70
MIRABELLA, Paul	4.34	5-12	0	33	131	151	63	66	53
MOORE, Balor	5.29	1-1	1	31	65	76	38	21	22
SCHROM, Ken	5.23	1-0	1	17	31	32	18	19	13
STIEB, Dave	3.71	12-15	0	34	242	232	100	83	108
TODD, Jackson	4.02	5-2	0	12	85	90	38	30	34
WILLIS, Mike	1.71	2-1	3	20	26	25	5	11	14
<b>1980 Totals</b>	<b>4.19</b>	<b>67-95</b>	<b>23</b>	<b>162</b>	<b>1,466</b>	<b>1,523</b>	<b>683</b>	<b>635</b>	<b>705</b>

Labatt's  
Player of the Year  
**JOHN MAYBERRY**

Labatt's  
Pitcher of the Year  
**JIM CLANCY**

BBWAA  
Player of the Year  
**JOHN MAYBERRY**

BBWAA  
Pitcher of the Year  
**JIM CLANCY**

BBWAA  
Rookie of the Year  
**DAMASO GARCIA**



Above: Manager Bobby Mattick. Below: Otto Velez had 20 home runs and 62 RBIs.



# 1979

## Youthful Jays: talent in the wings

Manager

**Roy Hartsfield**

W L Pct. Pos. GB Attendance

**53 109 .327 7th 50½ 1,431,651**



Alfredo Griffin was Player of the Year in 1979.

**W**INS WERE SCARCER than ever for the Jays. Though some of the club's young players began to show their talents, the Jays won only 53 times in 1979.

The youth movement continued with the trade of veteran catcher Alan Ashby to Houston for righthander Mark Lemongello, outfielder J.J. Cannon, and infielder Pedro Hernandez. With Ashby gone, Rick Cerone became the club's number-one catcher and delivered 61 RBIs hitting from the number-nine spot in the batting order. Another deal sent Victor Cruz, Rookie of the Year on last year's club, to Cleveland for Phil Lansford and a young shortstop from the Dominican Republic, Alfredo Griffin. Griffin started slowly in Toronto, but went on to become a co-winner of the American League Rookie of the Year award, along with John Castino of Minnesota. Griffin hit .287 with 179 hits, 81 runs scored, ten triples, and 21 stolen bases – club records, all of them.

Jim Clancy worked only 64 innings as a serious ankle injury put him on the disabled list. Tom Underwood lost his first nine decisions before going 9-7 for the rest of the season; he was the only Jays pitcher to go 200 innings.

On June 26 a talented rookie pitcher completed the almost unheard-of leap from "A" ball to the majors in one season. Dave Stieb, who had been converted from the outfield the previous year, was 5-0 with Dunedin in "A", 5-2 with Syracuse in "AAA", and 8-8 with Toronto, for a combined record of 18-10. Most of the Jays' other prospects were still honing their skills in Dunedin, Florida. Lloyd Moseby hit .332 and Jesse Barfield had 71 RBIs in the Florida State League.

Roy Hartsfield, who had managed the Jays for their first three seasons, was fired after the campaign. The second phase of building the Blue Jays was about to begin.

# 1979 Blue Jays Statistics

BATTER	Pos.	Avg.	G	AB	R	H	HR	RBI
AINGE, Dan.	2B	.237	87	308	26	73	2	19
BAILOR, Bob.	3B-OF	.229	130	414	50	95	1	38
BOSETTI, Rick	OF	.260	162	619	59	161	8	65
BROWN, Bobby	OF	.000	4	10	1	0	0	0
CANNON, J.J.	OF	.211	61	142	14	30	1	5
CARTY, Rico	DH	.256	132	461	48	118	12	55
CERONE, Rick	C	.239	136	469	47	112	7	61
DAVIS, Bob.	C	.124	32	89	6	11	1	8
GOMEZ, Luis	IF	.239	59	163	11	39	0	11
GRIFFIN, Alfredo	SS	.287	153	624	81	179	2	31
HERNANDEZ, Pedro	IF	.000	3	0	1	0	0	0
HOWELL, Roy	3B	.247	138	511	60	126	15	72
JOHNSON, Tim	IF	.186	43	86	6	16	0	6
KUSICK, Craig	1B	.222	48	108	11	24	5	13
MAYBERRY, John	1B	.274	137	464	61	127	21	74
McKAY, Dave.	IF	.218	47	156	19	34	0	12
ROBERTSON, Bob.	1B	.103	15	29	1	3	1	1
SOLAITA, Tony	1B	.265	36	102	14	27	2	13
VELEZ, Otto	OF	.288	99	274	45	79	15	48
WILBORN, Ted.	OF	.000	22	12	3	0	0	0
WOODS, Al	OF	.278	132	436	57	121	5	36
Designated Hitters		.260	162	599	70	156	18	82
Pinch-Hitters		.231	-	52	5	12	4	14
<b>1979 Totals.</b>		<b>.251</b>	<b>162</b>	<b>5,423</b>	<b>613</b>	<b>1,362</b>	<b>95</b>	<b>562</b>

PITCHER	ERA	W-L	SV	G	IP	H	ER	BB	SO
BUSKEY, Tom.	3.43	6-10	7	44	79	74	30	25	44
CLANCY, Jim	5.51	2-7	0	12	64	65	39	31	33
EDGE, Butch.	5.23	3-4	0	9	52	60	30	24	19
FREISLEBEN, Dave.	4.95	2-3	3	42	91	101	50	54	33
GARVIN, Jerry	2.78	0-1	0	8	23	15	7	10	14
GRILLI, Steve	0.00	0-0	0	1	2	1	0	0	1
HUFFMAN, Phil	5.77	6-18	0	31	173	220	111	68	56
JEFFERSON, Jesse	5.51	2-10	1	34	116	150	71	45	43
KUSICK, Craig.	4.91	0-0	0	1	4	3	2	0	0
LEMANGZYK, Dave.	3.71	8-10	0	22	143	137	59	45	63
<b>LEMONGELLO,</b>									
Mark	6.29	1-9	0	18	83	97	58	34	40
LUEBBER, Steve	INF	0-0	0	1	0	2	1	1	0
MILLER, Dyar	10.57	0-0	0	10	15	27	18	5	7
MOORE, Balor.	4.84	5-7	0	34	139	135	75	79	51
MURPHY, Tom	5.40	1-2	0	10	18	23	11	8	6
STIEB, Dave	4.31	8-8	0	18	129	139	62	48	52
TODD, Jackson	5.85	0-1	0	12	32	40	21	7	14
UNDERWOOD, Tom	3.69	9-16	0	32	227	213	93	95	127
WILLIS, Mike	8.44	0-3	0	17	27	35	25	15	8
<b>1979 Totals</b>	<b>4.81</b>	<b>53-109</b>	<b>11</b>	<b>162</b>	<b>1,417</b>	<b>1,537</b>	<b>758</b>	<b>594</b>	<b>611</b>

Labatt's  
Player of the Year  
**ALFREDO GRIFFIN**

Labatt's  
Pitcher of the Year  
**TOM UNDERWOOD**

BBWAA  
Player of the Year  
**ALFREDO GRIFFIN**

BBWAA  
Pitcher of the Year  
**TOM UNDERWOOD**



Top: Tom Underwood.  
Above: Rick Cerone.  
Below: Rick Bosetti.



# 1978

## Player changes help but wins still scarce

Manager	W	L	Pct.	Pos.	GB	Attendance
<b>Roy Hartsfield</b>	<b>59</b>	<b>102</b>	<b>.366</b>	<b>7th</b>	<b>40</b>	<b>1,562,585</b>



Victor Cruz had 9 saves and an ERA of 1.71.

**T**WO EXPERIENCED HITTERS joined the Jays for their second season. Righthanded-hitting designated hitter Rico Carty and lefthanded-hitting first baseman John Mayberry joined the club to add to the offensive punch expected to come from Ault, Velez, Bailor, and third baseman Roy Howell.

The club's first free agent, Luis Gomez, played shortstop, and Canadian infielder Dave McKay was shifted to second. In the bullpen, Pete Vuckovich was traded for two pitchers, lefthanded starter Tom Underwood and twenty-year-old reliever Victor Cruz.

Despite the changes and the improvement in many of the Jays' young players, this was a tough year on the field, as the club lost 102 games. Consistent offence and pitching proved elusive, as the Jays were outscored by their opponents 775-590 over the course of the season. Carty and Mayberry each hit 20 home runs and combined to drive in 138, but it wasn't enough.

A bright spot was rookie centrefielder Rick Bosetti who had seventeen assists and established a Blue Jays tradition of fast, young outfielders. Roy Howell, 1978's Player of the Year, played strongly at third base, while contributing eight homers and 61 RBIs.

Jim Clancy, in his first full season in the big leagues, was the club's only pitcher to win ten games. Tom Underwood led the staff in strikeouts with 140 while Victor Cruz topped all Toronto relievers with nine saves and a minuscule ERA of 1.71. Underwood got the win in the highest-scoring game in Jays history, a 24-10 win over Baltimore on June 26. Mike Willis, a lefthanded reliever, had his first start of the season on September 20 when he faced Ron Guidry of the Yankees. Guidry was enjoying a sensational season and was 22 and 2 coming into Toronto. Willis responded with his only complete major-league game, beating Guidry and the Yankees 8-1.

In the June free-agent draft, the Jays, picking second, selected a young outfielder named Lloyd Moseby. Down in "A" ball, eighteen-year-old Jesse Barfield hit just .206, and another struggling slugger, Dave Stieb, was switched from the outfield to the pitcher's mound.

# 1978 Blue Jays Statistics

BATTER	Pos.	Avg.	G	AB	R	H	HR	RBI
ALBERTS, Butch	DH	.278	6	18	1	5	0	0
ASHBY, Alan	C	.261	81	264	27	69	9	29
AULT, Doug	1B	.240	54	104	10	25	3	7
BAILOR, Bob	IF-OF	.264	154	621	74	164	1	52
BOSETTI, Rick	OF	.259	136	568	61	147	5	42
CARTY, Rico	DH	.284	104	387	51	110	20	68
CERONE, Rick	C	.223	88	282	25	63	3	20
EWING, Sam	OF	.179	40	56	3	10	2	9
GOMEZ, Luis	SS-2B	.223	153	413	39	92	0	31
HORTON, Willie	DH	.252	115	393	38	99	11	60
HOWELL, Roy	3B	.270	140	551	67	149	8	61
HUTTON, Tommy	IF-OF	.270	64	173	19	44	2	9
IORG, Garth	2B	.163	19	49	3	8	0	3
JOHNSON, Tim	SS	.232	70	82	10	19	0	3
MAYBERRY, John	1B	.250	152	515	51	129	22	70
McKAY, Dave	1F	.238	145	504	59	120	7	45
MILNER, Brian	C	.444	2	9	3	4	0	2
NORDBROOK, Tim	SS	.000	7	0	1	0	0	0
UPSHAW, Willie	1B-OF	.237	95	224	26	53	1	17
VELEZ, Otto	OF	.266	91	248	29	66	9	38
WHITT, Ernie	C	.000	2	4	0	0	0	0
WOODS, Al	OF	.241	62	220	19	53	3	25
WOODS, Gary	OF	.158	8	19	1	3	0	0
Designated Hitters		.250	161	621	75	155	25	96
Pinch-Hitters		.236	-	123	11	29	2	18
<b>1978 Totals</b>		<b>.250</b>	<b>161</b>	<b>5,430</b>	<b>590</b>	<b>1,358</b>	<b>98</b>	<b>550</b>

Labatt's  
Player of the Year  
**ROY HOWELL**

Labatt's  
Pitcher of the Year  
**JIM CLANCY & TOM UNDERWOOD**

BBWAA  
Player of the Year  
**BOB BAILOR**

BBWAA  
Pitcher of the Year  
**JIM CLANCY & VICTOR CRUZ**

BBWAA  
Rookie of the Year  
**VICTOR CRUZ**

Most Improved Player  
**ALAN ASHBY**

PITCHER	ERA	W-L	SV	G	IP	H	ER	BB	SO
BUSKEY, Tom	3.37	0-1	0	8	13	14	5	4	7
CLANCY, Jim	4.09	10-12	0	31	194	199	88	91	106
COLEMAN, Joe	3.81	5-0	0	41	80	79	34	35	32
CRUZ, Victor	1.71	7-3	9	32	47	28	9	36	51
GARVIN, Jerry	5.66	4-12	0	26	145	189	91	48	67
JEFFERSON, Jesse	4.38	7-16	0	31	212	214	103	86	97
KIRKWOOD, Don	4.24	4-5	0	16	68	76	32	25	29
LEMANCZYK, Dave	6.26	4-14	0	29	137	170	95	65	62
MOORE, Balor	4.93	6-9	0	37	144	165	79	54	75
MURPHY, Tom	3.93	6-9	7	50	94	87	41	37	35
UNDERWOOD, Tom	4.10	6-14	0	31	198	201	90	87	140
WALLACE, Dave	3.86	0-0	0	6	14	12	6	11	7
WILEY, Mark	6.75	0-0	0	2	3	3	2	1	2
WILLIS, Mike	4.56	3-7	7	44	100	104	51	39	52
<b>1978 Totals</b>	<b>4.55</b>	<b>59-102</b>	<b>23</b>	<b>161</b>	<b>1,429</b>	<b>1,529</b>	<b>723</b>	<b>614</b>	<b>758</b>



Above: Manager Roy Hartsfield. Below: Third baseman Roy Howell hit .270 with 61 RBIs.



# 1977

## Major League Baseball comes to Toronto

Manager	W	L	Pct.	Pos.	GB	Attendance
<b>Roy Hartsfield</b>	<b>54</b>	<b>107</b>	<b>.335</b>	<b>7th</b>	<b>45½</b>	<b>1,701,052</b>



Dave Lemanczyk had 13 wins and 278 IP.

**APRIL 7, 1977:** Big-league baseball came to Toronto, to a snow-covered field. The 1977 Blue Jays – a team of rookies, career minor-leaguers, and players other clubs didn't want – played the Chicago White Sox, a team then in its seventy-sixth year of existence. And, just as in the story books, the unknown Blue Jays won – and Torontonians were won over. That season, 1,701,052 fans turned out to share the city's first taste of major-league baseball.

The first-year Jays never threatened to win the pennant – they finished with 54 wins and 107 losses – but the team was entertaining and surprisingly competitive, with 77 of its 161 games decided by only one or two runs. And the club had character; players began emerging as fans' favourites right from that first game on April 7.

Doug Ault, a 27-year-old rookie first baseman, homered twice in the Jays' first game. Outfielder Otto Velez, acquired from the New York Yankees, started the season with a bang, hitting .442 for the month of April and winning the American League Player of the Month award. Bob Bailor, the Jays' first pick in the 1976 expansion draft, turned in a gritty first-season performance which saw him hit .310, the highest-ever mark for a player on a first-year expansion club. Ron Fairly, a twenty-year veteran, led the club with nineteen home runs and became the first player since Stan Musial to play more than 1,000 games in both the infield and the outfield.

On the mound, Dave Lemanczyk led the staff, working 252 innings and recording thirteen wins, another first-year expansion club record. Second in wins and innings pitched was lefthanded forkballer Jerry Garvin, who led the A.L. in pickoffs with 22. The club's first relief specialist was Pete Vuckovich who finished with eight saves, a 7-7 record, and an ERA of 3.47. Vuckovich, who went on to win the Cy Young Award with Milwaukee in 1982, pitched the Jays' first shutout, a 2-0 win over Baltimore on June 26.

The Blue Jays were in the big leagues, and the slow process of building a ballclub had begun.

# 1977 Blue Jays Statistics

BATTER	Pos.	Avg.	G	AB	R	H	HR	RBI
ASHBY, Alan	C	.210	124	396	25	83	2	29
AULT, Doug	1B	.245	129	445	44	109	11	64
BAILOR, Bob	IF-OF	.310	122	496	62	154	5	32
BOWLING, Steve	OF	.206	89	194	19	40	1	13
CERONE, Rick	C	.200	31	100	7	20	1	10
EWING, Sam	OF	.287	97	244	24	70	4	34
FAIRLY, Ron	1B-OF	.279	132	458	60	128	19	64
GARCIA, Pedro	2B	.208	41	130	10	27	0	9
HOWELL, Roy	3B	.302	103	381	41	115	10	44
MASON, Jim	SS	.165	22	79	10	13	0	2
McKAY, Dave	IF	.197	95	274	18	54	3	22
NORDBROOK, Tim	SS	.193	39	83	11	16	0	2
ROOF, Phil	C	.000	3	5	0	0	0	0
RADER, Doug	IF	.240	96	313	47	75	13	40
STAGGS, Steve	2B	.258	72	291	37	75	2	28
SCOTT, John	OF	.240	79	233	26	56	2	15
TORRES, Hector	OF	.241	91	266	33	64	5	26
VELEZ, Otto	OF	.256	120	360	50	92	16	62
WHITT, Ernie	C	.171	23	41	4	7	0	6
WOODS, Al	OF	.284	122	440	58	125	6	35
WOODS, Gary	OF	.216	60	227	21	49	0	17
Designated Hitters		.269	161	583	75	22	22	87
Pinch-Hitters		.280	—	93	—	5	5	23
1977 Totals		.252	161	5,419	605	1,367	100	553

PITCHER	ERA	W-L	SV	G	IP	H	ER	BB	SO
BRUNO, Tom	8.00	0-1	0	12	18	30	16	13	8
BYRD, Jeff	6.21	2-13	0	17	87	98	60	68	40
CLANCY, Jim	5.03	4-9	0	13	77	80	43	47	44
DARR, Mike	4.50	0-1	0	1	1	3	5	4	1
DeBARR, Dennis	6.00	0-1	0	14	21	29	14	8	10
GARVIN, Jerry	4.19	10-18	0	34	245	247	114	85	27
HARTENSTEIN, Chuck	6.67	0-2	0	13	27	40	20	6	15
HARGAN, Steve	5.28	1-3	0	6	29	26	17	14	11
JEFFERSON, Jesse	4.31	9-17	0	33	217	224	104	83	114
JOHNSON, Jerry	4.60	2-4	5	43	86	91	44	54	54
LEMANCZYK, Dave	4.25	13-16	0	34	252	278	119	87	105
MURPHY, Tom	4.77	2-2	2	35	83	107	44	30	39
SINGER, Bill	6.75	2-8	0	13	60	71	45	39	33
VUCKOVICH, Pete	3.47	7-7	8	53	148	143	57	59	123
WILLIS, Mike	3.95	2-6	5	43	107	105	47	38	59
1977 Totals	4.57	54-107	20	161	1,428	1,538	726	623	771

Labatt's MVP  
**BOB BAILOR**  
 BBWAA  
 Player of the Year  
**BOB BAILOR**  
 BBWAA  
 Pitcher of the Year  
**DAVE LEMANCZYK**  
 BBWAA  
 Rookie of the Year  
**BOB BAILOR**



Above: Bob Bailor hit .310 and was Player of the Year.

Below: Doug Ault hit two homers on Opening Day in Toronto.



**BLUE JAYS STADIUMS**



**EXHIBITION STADIUM—TORONTO**




**GRANT FIELD—DUNEDIN**



**HOME OF THE BLUE JAYS—1989**

**THE SKYDOME**



**FOR THE TASTE THAT'S CLEAN AND TRUE,**  
Labatt's Blue is brewed the Pilsener way for that

**CALL FOR THE BLUE.**

clean, true taste.



Enjoy

COKE

Trade Mark Reg

*Catch The Wave. Coke.*

Both Coca-Cola and Coke are registered trade marks which identify only the same product of Coca-Cola Ltd.

1988 TORONTO BLUE JAYS 1988