

Boston Celtics



1973-1974 \$1.00

BOSTON CELTICS 1973-74 SCHEDULE

Fri., Oct. 12	Buffalo	7:30	Fri., Jan. 18	Atlanta	7:30
Sat., Oct. 13 at	Philadelphia	8:05	Sun., Jan. 20	Golden State	2:00
Fri., Oct. 19	Philadelphia	8:30	Wed., Jan. 23	..	Seattle	7:30
		Globetrotters	6:30	Fri., Jan. 25	Philadelphia	7:30
Sat., Oct. 20 at	Capital	8:05	Sun., Jan. 27	KC/O	8:00
Wed., Oct. 24	Houston	7:30	Tues., Jan. 29	.. at	New York	7:30
Fri., Oct. 26	New York	7:30	Wed., Jan. 30	..	Cleveland	7:30
Sun., Oct. 28 at	Cleveland	7:30	Fri., Feb. 1 at	Hershey vs. Philadelphia	8:05
Wed., Oct. 31	Cleveland	7:30			Capital	2:40
Fri., Nov. 2	Golden State	7:30	Sun., Feb. 3	Chicago	8:30
Sat., Nov. 3 at	Atlanta	8:05	Wed., Feb. 6 at	Milwaukee	9:00
Thu., Nov. 8 at	New York	7:30	Fri., Feb. 8	New York	7:30
Fri., Nov. 9	Phoenix	7:30	Sun., Feb. 10	.. at	Providence vs. Milwaukee	1:30
Sat., Nov. 10 at	Providence vs. Detroit	7:30	Tues., Feb. 12	.. at	Golden State	11:05
Wed., Nov. 14	..	Seattle	7:30	Wed., Feb. 13	.. at	Seattle	11:00
Fri., Nov. 16	Milwaukee	7:30	Fri., Feb. 15 at	Portland	11:00
Sat., Nov. 17 at	Kansas City	8:35	Sun., Feb. 17 at	Capital	7:35
Fri., Nov. 23	KC/O	7:30	Tues., Feb. 19	..	Detroit	2:00
Sun., Nov. 25 at	Cleveland	7:30	Fri., Feb. 22	.. at	Buffalo	8:00
Wed., Nov. 28	..	Capital	7:30	Sun., Feb. 24 at	Providence vs. Atlanta	1:30
Fri., Nov. 30 at	Milwaukee	9:00			Detroit	7:35
Sat., Dec. 1	Chicago	8:00	Wed., Feb. 27	.. at	Providence vs. Buffalo	7:30
Wed., Dec. 5	New York	7:30			Buffalo	8:00
Fri., Dec. 7	Atlanta	7:30	Fri., Mar. 1 at	Buffalo	8:00
Sat., Dec. 8 at	Chicago	8:30	Sat., Mar. 2 at	New York	8:00
Sun., Dec. 9 at	Toronto vs. Buffalo	8:00	Sun., Mar. 3	New York	2:40
Wed., Dec. 12	.. at	Providence vs. Buffalo	7:30	Wed., Mar. 6	.. at	Los Angeles	11:00
Fri., Dec. 14 at	Houston	9:00	Thu., Mar. 7 at	Phoenix	10:00
Sat., Dec. 15 at	Phoenix	10:00	Fri., Mar. 8 at	Houston	9:00
Sun., Dec. 16 at	Los Angeles	10:00	Sun., Mar. 10	..	Los Angeles	2:00
Tues., Dec. 18	.. at	Golden State	11:05	Tues., Mar. 12	.. at	Providence vs. Portland	7:30
Fri., Dec. 21 at	Portland	11:00			Phoenix	7:30
Sun., Dec. 23 at	Seattle	10:00	Wed., Mar. 13	..	Phoenix	7:30
Wed., Dec. 26	.. at	Buffalo	7:30	Fri., Mar. 15 at	Cleveland	8:00
Sat., Dec. 29 at	Providence vs. Cleveland	7:30	Sat., Mar. 16 at	Philadelphia	8:05
Mon., Dec. 31	..	Philadelphia	2:00	Sun., Mar. 17	..	Capital	8:00
Wed., Jan. 2 at	Kansas City	8:35	Tues., Mar. 19	.. at	Houston	9:00
Fri., Jan. 4 at	Detroit	7:35	Wed., Mar. 20	.. at	Atlanta	8:05
Sat., Jan. 5 at	Providence vs. Philadelphia	7:30	Fri., Mar. 22	Portland Globetrotters	8:30 6:30
Wed., Jan. 9	Chicago	7:30	Sat., Mar. 23 at	Providence vs. Houston	7:30
Fri., Jan. 11	Los Angeles	7:30			Houston	2:00
Sun., Jan. 13 at	Atlanta	12:40	Sun., Mar. 24	..	Houston	2:00
Tues., Jan. 15	..	All Star Game at Seattle		Tues., Mar. 26	.. at	Capital	8:05
				Wed., Mar. 27	.. at	Philadelphia	8:05

Cover artwork and drawings of the individuals throughout the yearbook were provided by Charles Linnett Studios, Inc., of Canton, Mass.

8½" x 11" prints of these drawings are on sale at Boston Garden and at retail stores, supermarkets and sporting goods stores throughout New England. A list of other NBA players available can be yours by writing to: Charles Linnett Studios, Inc., Dept. CY, 99 High St., Canton, Mass. 02021.

Also available: a 16" x 14" print of the yearbook cover artwork of John Havlicek, Dave Cowens and Jojo White — for just \$1.25, including postage and handling.

FROM THE SPORTS LIBRARY OF
RETROSEASONS  **com**

www.retroseasons.com/library/

BOSTON CELTICS

1973-1974 YEARBOOK

OFFICES: NORTH STATION, BOSTON, MASS. 02114
TELEPHONE: 523-6050



A Publication of the Boston Celtics Basketball Club

BOSTON CELTICS DIRECTORY 1973-74

Board of Directors: Robert J. Schmertz, John C. Giordano, Jr.,
David Pinsker, Martin Brody

Robert J. Schmertz	<i>Chairman</i>
Arnold "Red" Auerbach	<i>President, General Manager</i>
Jeffrey W. Cohen	<i>Vice President, Asst. General Manager</i>
Mary Whelan	<i>Vice President, Administration</i>
David Pinsker	<i>Treasurer</i>
Phil David Fine	<i>Clerk</i>
Thomas W. Heinsohn	<i>Head Coach</i>
John P. Killilea	<i>Assistant Coach, Chief Scout</i>
Herbert R. Green	<i>Controller</i>
J. Howard McHugh	<i>Publicity Director</i>
Warren F. Shanahan	<i>Promotions Director</i>
Jan Volk	<i>Business Manager</i>
Michael Cole	<i>Ticket Sales</i>
Mary A. Faherty	<i>Staff Secretary</i>
Jacqueline Saltoun	<i>Bookkeeper</i>
Carolyn Windle	<i>Receptionist</i>
Frank Challant	<i>Trainer</i>
Thomas F. Silva, Jr., M.D., F.A.C.S.	<i>Team Physician</i>
Samuel D. Kane, D.D.S.	<i>Team Dentist</i>
Walter Randall	<i>Equipment Manager</i>

Home Courts

Boston Garden (15,320)
Providence Civic Center (11,619)

Team Colors

Green and White

Radio

WBZ (1030 kc) Johnny Most

Television

WBZ-TV (Channel 4)

Ticket Prices — Boston

\$7., \$6., \$5., \$4., \$3.

Ticket Prices — Providence

\$6., \$5., \$4.

Game Times — Boston

Evenings 7:30, Afternoons 2:00,
Doubleheaders 6:30



ROBERT J. SCHMERTZ
Chairman of the Board

As Chairman of the Board, chief executive officer and founder of Leisure Technology Corp., Robert J. Schmertz stands preeminent in the field of construction of retirement homes on the eastern seaboard and his ownership of the Boston Celtics and majority ownership of the New England Whalers has brought him to national prominence in sports as well.

Beginning in 1969 Leisure Technology Corp. grew from a regional company to one that is national in scope under the direction of Mr. Schmertz. In Ocean County, N.J., it has been estimated that one out of every seven people reside in a home constructed by Mr. Schmertz.

Some 1,500 people have retired to Leisure Village on Long Island and over 1,000 reside at LeisureTowne, a Burlington County retirement community in New Jersey.

Similar communities have been opened and are being further developed in the Metropolitan Chicago area, the Metropolitan Los Angeles area and the West Coast of Florida.

Mr. Schmertz and his companies have received numerous awards for both marketing and construction excellence from Look, McCall's and Better Homes and Gardens and other national magazines and from the National Association of Home Builders among other organizations.

No stranger to sports, Mr. Schmertz was a fine amateur athlete, and is an avid, low handicap golfer.

Mr. Schmertz has made a firm commitment to Boston sports through the stability and prosperity of the Celtics and his dedication to realizing a new sports arena for Boston.

A young and dynamic man, Mr. Schmertz announced his pledge for the Celtics immediately after acquiring the 11-time world champions. "Boston and the Celtics are synonymous and always will be. In Red Auerbach and Tommy Heinsohn we have the leadership to return the Celtics to the very pinnacle of the National Basketball Association."



ARNOLD "RED" AUERBACH
President - General Manager

Red Auerbach, basketball's most successful coach and now President and General Manager of the Boston Celtics has reached the pinnacle of his profession as his honored status among the immortals in the Basketball Hall of Fame will attest.

As a coach he stood without peer in basketball on any level. He won more games (1,037), caused more controversy, earned more fans and created more top-flight basketball than any other man in the game.

Now as an off-court executive, Red still keeps his hand in with frequent clinics throughout the country and the world. His most recent trip under the auspices of the U.S. State Department took him to the Far East with John Havlicek.

Phenomenally successful, Auerbach is also phenomenally well-known. His first book, *Basketball for the Player, the Fan and the Coach*, has been translated into every major language and has been up-dated and reprinted.

His most recent literary endeavor, an autobiography written with Paul Sann of the New York Post, is entitled *Winning The Hard Way* and has enjoyed a brisk sale throughout the country. Like Auerbach, it pulls no punches and avoids no controversies.

Red is a native of Brooklyn and a graduate of George Washington University. He received a Master of Arts degree in education there in 1941. He served in the Navy for 3½ years and then joined the N.B.A. with Mike Uline's Washington Capitols and went from the Caps to the Tri-Cities Blackhawks owned by Ben Kerner. He stayed a year at Tri-Cities and then came to Boston where he took the league's weakest sister and turned her into a tiger that, after 1956, compiled the greatest record of any team in any sport.

Among his many accolades are the Boston Medal presented by Mayor John F. Collins at the dedication of the War Memorial Auditorium in 1964 and the N.B.A. Coach of the Year citation in 1964-65.

Red makes his year-'round home in Washington, D.C., where he lives with his wife, the former Dorothy Lewis. They have two daughters Nancy and Randy.



THOMAS W. HEINSOHN
Coach

Any references to Tommy Heinsohn as anything other than the man in charge of the on-the-court fortunes of the Boston Celtics are now very definitely a thing of the past.

It took the volatile Heinsohn three years to impress his personality and philosophy on the Red Auerbach-molded Boston Celtics, but his overwhelming selection as N.B.A. Coach of the Year in 1972-73 heralds his emergence as one of the premier basketball mentors in the world.

The first two seasons were difficult as Heinsohn rebuilt a once proud championship team. In 1971-72 he won the Atlantic Division in convincing fashion and in 1972-73 his Celtics attained the second best record in NBA history, an unmatched achievement in basketball reconstruction.

Heinsohn's coaching impact has been significant, his teams highly motivated and fully exploiting their physical potential in a running, hustling style of basketball.

Heinsohn is still well known as a player in the NBA despite the fact that he ended his active career at the close of the 1964-65 season. The reason for this is simple enough. As a player Heinsohn was one of the most proficient and spectacular offensive performers in NBA history.

Tom joined the Celtics in 1956 fresh from a great career at Holy Cross and it was his impetus that brought the Celtics off and running that season, a month before Bill Russell joined the club following the Olympic Games.

Heinsohn's fabulous rookie season (1163 points for a 16.3 average) earned him Rookie of the Year honors.

Thereafter his exploits became legend. He belted home 12,194 points with his line-drive jump shots and driving hooks during a nine year NBA career that saw him earn frequent All-Star and All-NBA recognition.

Tom was Boston's top scorer for three seasons and his 1742 points in 1961-62 set a Celtics record.

One of the game's great offensive rebounders, Heinsohn has been called one of the greatest clutch players of all time.

Since his retirement from active competition, Heinsohn has become a most successful insurance executive and was a very popular telecaster of Celtics games.

A native of New Jersey, Tom now makes his home in Natick with his wife Diane and sons David, Paul and daughter Donna Marie.



Born — April 8, 1940
Birthplace — Martins Ferry, Ohio
High School — Bridgeport (Ohio) H.S.
College — Ohio State '62
Height — Six feet, five inches
Weight — 205 pounds
Home — Columbus, Ohio
Years Pro — 11 years

He was ten feet tall all season long and growing when the Havlicek right shoulder was knocked loose in the fourth play-off game of the Eastern Championship. Even then Hondo led the Green to a pair of victories lefthanded. The accident probably cost the young Celts the World Championship. 1972-73 was another brilliant triumph for the Boston captain. He played 3,367 minutes in 80 games — a fraction better than 42 minutes a game . . . his 23.8 ppg topped the team in scoring and was good enough for 11th place in the N.B.A. scoring lists . . . assistwise, he was 7th in the league with 6.6 per game. His 567 rebounds was third to Dave Cowens and Paul Silas . . . all this at the age of 33 . . . in the honors department, John once more was named to the All League team, polling the second largest number of votes. Once more, too, he was chosen to the All League Defensive team. At the Chicago All Star game, he played for the East in his 8th consecutive game . . . John plays the All Star game as he does league and play-off games — all out . . . again this year Havlicek won a nail nibbler by last second heroics . . . with two seconds to go against Baltimore, he hit a crazy turn-around jumper to send the Bullets home talking to themselves and no one in Boston blamed them.

Aside from taking on the Knicks one-handed in the play-offs, Hondo's other brilliant effort came in the very first play-off game against Atlanta when he caged 54 points — the record for the Celtics in a starspangled career that reaches back to 1946 . . . he hit 24 for 36 from the floor and was perfect from the line in six tries . . . in addition he picked up six assists and nine rebounds. Without question the best all-around game any Celtic ever turned in . . . against the Hawks he averaged 29.7, as the Green prevailed in six . . . he was averaging 25.6 against the Knicks until his injury . . . during the regular season, Havlicek's tops for the season was a 37 point effort against Detroit in Boston. Twice during the year he had 14 field goals and once he poured 13 foul shots in as many attempts . . . against the Braves at Buffalo he had 12 assists twice. He fouled out of one game during the year . . . of all the great Celtics, John carried the best per game average — 28.9 during the 1970-71 season . . . when he caged 2,338 points — also the highest in the team's history . . . with 19,100 points John is the highest scorer in Celtic history, climbing over ex-team mate, Bailey Howell this past year . . . he now rates ninth in N.B.A. scoring . . . Havlicek was the team's first draft choice in 1962 out of Ohio State. Despite not having played college football, he was drafted by the Cleveland Browns as an offensive end . . .

The Havliceks had a great year off the court, too. To Beth and John was born a young daughter — Jill Rene Havlicek — their second. The first, of course, was a boy — Chris — now two years old. Last year, too, the Havliceks bought a home in their on-season town, Melrose, Mass. . . . They reside in Columbus, Ohio during the summer months.

(John Havlicek's All-Time Record on Page 30)

John Haudrick





Born — October 25, 1948
Birthplace — Newport, Kentucky
High School — Newport Catholic
College — Florida State '70
Height — Six feet, nine inches
Weight — 230 pounds
Home — Newport, Ky.
Years Pro — 3 years

Even when his fellow mates named Dave Cowens "Rookie of the Year", in 1970, there were those who claimed Boston would never win a title with a midget (6 ft. 9 in.) pivot. Now, two years later, the red-headed kid from Florida State is the M.V.P. of the N.B.A. . . . in two short years, he proved he could play the likes of Wilt, Jabbar, Reed and Lanier even up. He overpowers the guys his own size and he out-slicks the monsters from outside and with quick drives to the hoop . . . when the word was that Cowens was too small, he deadpanned the prophets, "anyone that plays center for this team will have to go through me for the job." No one has filed a claim since the Celts made Cowens their No. 1 draft in 1969 . . . since entering the league, Dave has averaged 17.0 (1970), 18.9 (1971) and 20.5 (1972-73). Steady progress offensively, but where he used to do his scoring with short hooks and stuffs, now he stands back there and pops from 15 to 20 feet . . . career highs for Dave were numerous last season . . . on December 26th at Boston (vs. N.Y.) he netted 38 points, scoring 17 field goals . . . October 10th at Atlanta, a free throw high 11 (for 11) . . . on the boards he reached his peak against Houston (at Providence, R.I.) grabbing 32 caroms . . . in play-offs, Dave shows no tight sneakers . . . against Atlanta, he averaged 19.0 ppg. and got 19.5 rebounds a game . . . in the Eastern finals with New York . . . he averaged 24.4 ppg. and had 14.1 rebounds a game . . . he was named to the second All League team . . . "I believe in fundamentals, defense and aggressiveness," Cowens says . . . "I'm the captain of the defense — I call the switches, the blocks, and in the final showdown I stop 'em or they have a lay-up . . . I believe my job to be a team man and bring out the best points of my teammates.

He is single, makes his home in Weston, Mass. during the season . . . at Newport, Kentucky in the off season. He has an AB in Criminology . . . spent a year at I.T.T. studying auto mechanics . . . may be a cattle rancher by the time the season opens.

— DAVE COWENS ALL-TIME RECORD —

Yr.	Team	G.	Min.	FGM-A.	Pct.	FTM-A.	Pct.	Reb.	As't.	PF.	Pts.	Avg.
1969-70	Bos.	81	3076	550-1302	.422	273-373	.732	1216	228	350	1373	17.0
1971-72	Bos.	79	3186	657-1357	.484	175-243	.720	1203	245	314	1489	18.9
1972-73	Bos.	82	3425	740-1637	.452	204-262	.799	1329	333	311	1684	20.5
Total		242	9687	1947-4296	.453	652-878	.743	3748	806	975	4546	18.8

— PLAYOFFS —

Yr.	Team	G.	Min.	FGM-A.	Pct.	FTM-A.	Pct.	Reb.	As't.	PF.	Pts.	Avg.
1971-72	Bos.	11	441	71-156	.455	28-47	.596	152	33	50	170	15.5
1972-73	Bos.	13	598	129-273	.473	27-41	.659	216	48	54	285	21.9
Total		24	1039	200-429	.466	55-88	.625	368	81	104	455	19.0

— ALL-STAR —

Yr.	Team	G.	Min.	FGM-A.	Pct.	FTM-A.	Pct.	Reb.	As't.	PF.	Pts.	Avg.
1971-72	Bos.	32		5-12	.417	4-5	.800	20	1	4	14	
1973	Bos.	30		7-15	.467	1-1	1.000	13	1	2	15	
Total		2	62	12-27	.444	5-6	.833	33	2	6	29	14.5





Born — November 16, 1946
Birthplace — St. Louis, Missouri
High School — McKinley of St. Louis
College — University of Kansas
Height — Six feet, three inches
Weight — 195 pounds
Home — Topeka, Kansas
Years Pro — 4 years

One look at Jo Jo White as a collegian and you can see why he was the Celtics No. 1 draft in 1969 . . . another look and you can see why he is being hailed as a superstar in the N.B.A. as an amateur he won All American honors at the University of Kansas . . . was one of the top players for Uncle Sam at the Mexico City Olympic Games . . . played in the World University Games at Tokyo and the Pan American Games in Winnipeg . . . was chosen All Big Eight in the Holiday Tournament . . . and named to the NIT All Tournament team in 1968 . . . as a professional he's made the All Star Game twice in three years and is rated by most players and coaches as the equal of Walt Frazier in the N.B.A. . . . aside from his first year when he came to the scene late, White has averaged around 20 ppg in the regular season . . . last year in the two hot play-off series with Atlanta and New York, he averaged 24.5 a game . . . there's no choke in White. He's always ready to take the final shot, but also admits that he looks for Johnny Havlicek, if he hasn't got it himself. He became the complete player in the 1972-73 campaign . . . scoring, defending, passing, running . . . Jo Jo did it all . . . some felt he couldn't shoot when he was drafted . . . maybe because at Kansas he brought the ball up and got it into the big guy . . . Red Auerbach thinks he's the best pure shooter the Celtics have had since Sam Jones ruled the offensive boards . . . the name White appeared often in the Celtics records this year . . . He had his high, 38 points, this year against the Sixers February 4th . . . on the same night he caged 17 field goals — a new high — Most Assists for Jo Jo came vs. Baltimore when he picked up thirteen . . . he went out on fouls just twice in 82 games.

The Whites spend the summer in Lawrence, Kansas — the season at Melrose, Massachusetts. This past spring a third White put in his appearance — Brian Joseph.

— JO JO WHITE'S ALL-TIME RECORD —

Yr	Team	G.	Min	FGM-A	Pct	FTM-A	Pct	Reb	As't	PF	Pts	Avg
1969-70	Bos.	60	1328	309 684	452	111 135	822	169	145	132	729	12.2
1970-71	Bos.	75	2787	693 1494	463	215 269	799	376	361	255	1601	21.3
1971-72	Bos.	79	3261	770-1788	431	285-343	831	446	416	227	1825	23.1
1972-73	Bos.	82	3250	717 1665	431	178 228	781	414	498	185	1612	19.7
Total		296	10,626	2489 5631	442	789-975	809	1405	1420	799	5767	19.5


— PLAYOFFS —

Yr	Team	G.	Min.	FGM-A	Pct	FTM-A	Pct	Reb	As't	PF.	Pts.	Avg
1971-72	Bos.	11	432	109-220	495	40-48	833	59	58	31	258	23.5
1972-73	Bos.	13	583	135-300	450	49-54	907	54	83	44	319	24.5
Total		24	1015	244-520	469	89-102	873	113	141	75	577	24.0

— ALL-STAR —

Yr.	Team	G.	Min	FGM-A	Pct	FTM-A	Pct	Reb.	As't.	PF.	Pts	Avg.
1970-71	Bos.		22	5- 10	500	0- 0	.000	9	2	2	10	
1971-72	Bos.		18	6- 15	.400	0- 2	.000	4	3	1	12	
1973	Bos.		18	3- 7	.429	0- 0	.000	5	5	0	6	
Total		3	58	14- 32	.438	0- 2	0.00	18	10	3	28	9.3

Bob White



DON NELSON



Born — May 15, 1940
Birthplace — Muskegon, Michigan
High School — Rock Island, Ill. High
College — Iowa '62
Height — Six feet, six inches
Weight — 210 pounds
Home — Natick, Mass.
Years Pro — 11 years

Starting his 11th year of professional basketball, Don Nelson may or may not be the Celts sixth man this year. A year ago, he started in that capacity but wound up in a starting role whenever John Havlicek or Paul Silas were injured. . . as a sixth man on the team he followed the likes of Frank Ramsey and John Havlicek. . . such a role has always been important in the Celtics system of play. . . Nellie moved into the Celtic picture in the middle of the 1965-66 season when he was taken from the L.A. Lakers after all teams had passed waivers on him. He immediately became a prominent figure as the Celtics won another World Championship. . . in 1969, it was Don's last second shot that won the Championship in the seventh game at Los Angeles Forum. . . the same team that gave up on him the year before.

His best season in Boston offensively was 1969-70 when he averaged 15.4. . . he is now in his 8th year with the Green. . . he was one of the five college players named to the Chicago Zephyrs in 1962 and he was traded the following year to the Lakers. . . as a collegian, he broke all of the scoring records at Iowa. He sat out most of his L.A. career, but with Boston in his first year he averaged 20 minutes a game, scoring 10.2 per game and pulled down 40.3 rebounds. Since then he has averaged in double figures in all but his second season. He has three times led the club in field goal percentage. Don's .501 percentage in 1969-70 is the second best in Celtic history. He had a long consecutive game streak broken last year when he injured his right ankle at Los Angeles in the middle of the season after 465 in a row. . . the injury kept him sidelined for two weeks and it wasn't until the approach of the play-offs that he regained his timing and physical condition. . . no speedball, Don knows how to play the game. . . gets good position for both offensive and defensive rebounds and is one of the sharpshooters of the team. . . he is especially dangerous under the other guy's hoop when he has the ball. His head fakes bring him more three-point plays than anyone on the team. . . his high for last season was 30 points at Cleveland, February 6. . . career high in 1970 was 40 points. . . hobbled by injury last year, he nevertheless averaged 10.8 in a spare role. He resides in Natick, Mass. . . the year 'round.

(Don Nelson's All-Time Record on Page 30)



PAUL SILAS



Born — July 12, 1943
Birthplace — Prescott, Arizona
High School — McClymonds, Oakland, Calif.
College — Creighton
Height — Six feet, seven inches
Weight — 210 pounds
Home — Needham, Mass.
Years Pro — 9 years

Good Boston teams have always sported an excellent offensive rebounder . . . witness the great years when Tommy Heinsohn and later Bailey Howell patrolled the front court. They were there tipping in missed shots . . . things perked up with the Green last season when they acquired a burly guy named Paul Silas from the Phoenix Suns . . . he arrived in Boston riding one of his finest years as a professional with the Phoenix club . . . he made his first All Star Game . . . was named to the Second All League Defensive team . . . he scored a career high of 1,403 ppg - a 17.5 average . . . the loss of 30 lbs. made all this possible, Paul contends . . . he and his wife, Caroline, both joined the Weight Watchers . . . to achieve the new figure . . . Paul dropped to 133 ppg this season, but grabbed 1,039 rebounds, second to Dave Cowens on the team, making him ninth in the N.B.A. lists . . . his play-off record was equally strong on the boards . . . his scoring fell off to 9.6 . . . his seasonal high, 26 points, were scored at Baltimore March 4 . . . two years ago he hit a career high of 31 as a member of the Suns.

The Silas family lived in Reading, Mass. at the start of last year and then built a permanent home in Needham, Mass. . . an All American at Creighton, where he established six school records, he was the St. Louis Hawks second choice in 1964. He went to Phoenix from the Atlanta Hawks in exchange for Gary Gregor following the 1968-69 season. The Celtics picked him up for Charlie Scott . . . when Boston acquired Paul, they not only picked up a good man, they got a big load off their backs . . . against the Celts in his year at Phoenix, Silas scored 106 points in five games and whipped 61 rebounds from the boards.

— PAUL SILAS' ALL-TIME RECORD —

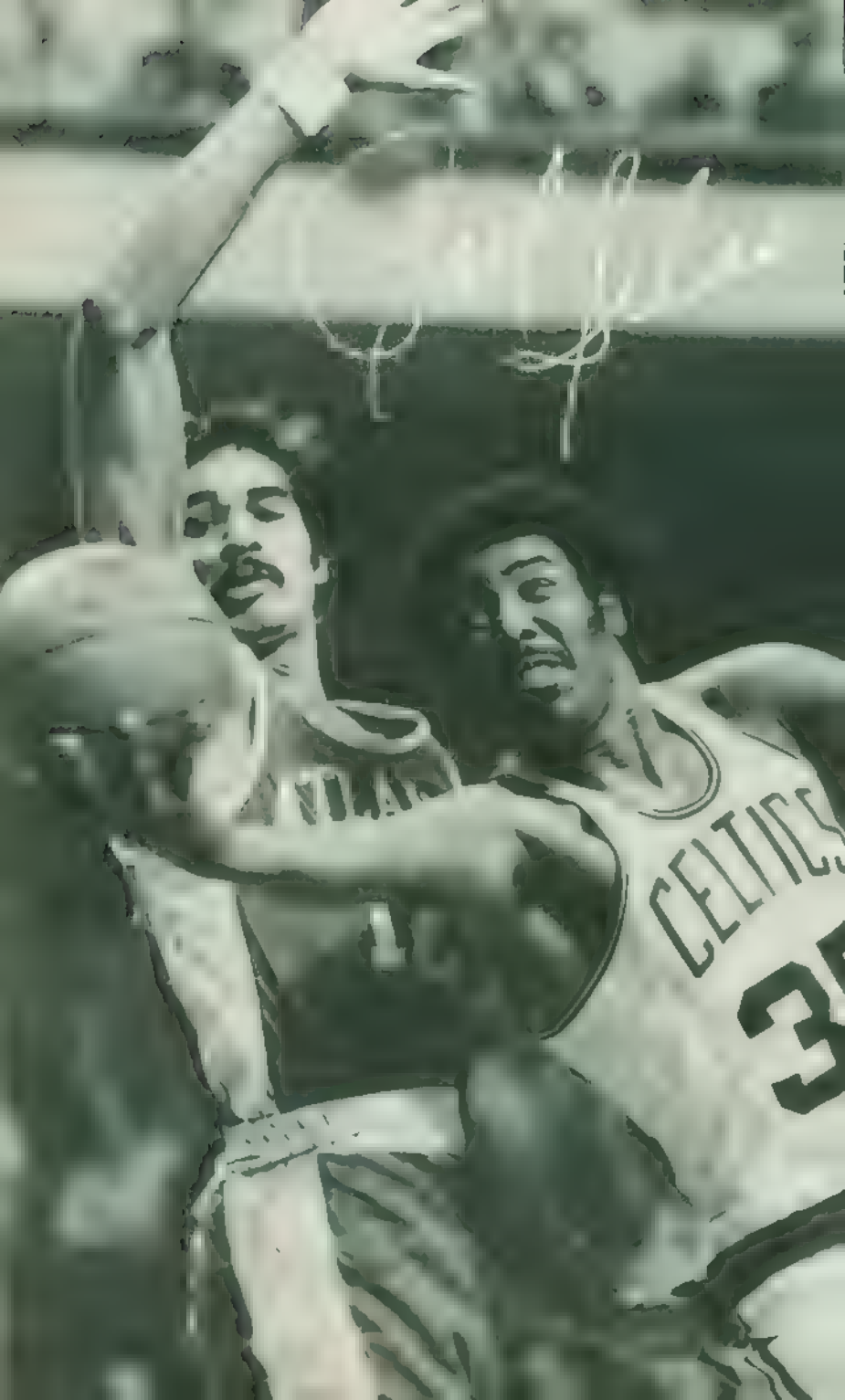
Yr.	Team	G	Min	FGM-A	Pct	FTM-A	Pct	Reb	As't	PF	Pts.	Avg
1964-65	St. L.	79	1243	140- 375	373	83- 164	506	576	48	161	363	4.6
1965-66	St. L.	48	586	70- 173	405	35- 61	574	236	22	72	175	3.8
1966-67	St. L.	76	1570	207- 482	429	113- 213	531	669	74	208	527	6.9
1967-68	St. L.	82	2652	399- 871	458	299- 424	705	958	162	243	1097	13.4
1968-69	Atl.	79	1853	241- 575	419	204- 333	613	745	140	166	686	8.7
1969-70	Phoe.	78	2836	373- 804	464	250- 432	607	916	214	266	996	12.8
1970-71	Phoe.	81	2944	338- 789	428	285- 416	685	1015	247	227	961	11.9
1971-72	Phoe.	80	3082	485- 1031	470	433- 560	773	955	343	201	1403	17.5
1972-73	Bos.	80	2618	400- 851	470	266- 380	700	1039	251	197	1066	13.3
Total		681	19,384	2653- 5951	446	1968-2963	664	7109	1501	1741	7274	10.7

— PLAYOFFS —

Yr	Team	G	Min	FGM-A	Pct.	FTM-A	Pct	Reb.	As't	PF.	Pts.	Avg
1964-65	St. L.	4	42	4- 10	.400	3- 4	.750	18	1	6	11	2.8
1965-66	St. L.	7	80	5- 18	.278	8- 11	.727	34	2	11	18	2.6
1966-67	St. L.	8	122	9- 36	.250	11- 18	.611	52	8	17	29	3.6
1967-68	St. L.	6	178	22- 51	.431	27- 38	.711	57	21	17	71	11.8
1968-69	Atl.	11	258	21- 58	.362	19- 37	.514	92	21	32	61	5.5
1969-70	Phoe.	7	286	46- 109	.422	21- 32	.656	111	30	28	113	16.1
1972-73	Bos.	13	512	47- 120	.392	31- 50	.620	196	39	39	125	9.6
Total		56	1478	154- 402	.383	120- 190	.632	560	120	151	428	7.6

— ALL-STAR GAME —

Yr.	Team	G	Min.	FGM-A	Pct	FTM-A	Pct	Reb.	As't	PF	Pts.	Avg
1971-72	Phoe.		15	0- 6	.000	2- 3	.667	9	1	1	2	2.0



DON CHANEY



Born — March 22, 1946
Birthplace — Baton Rouge, Louisiana
High School — McKinley of Baton Rouge
College — Houston '68
Height — Six feet, five inches
Weight — 210 pounds
Home — Houston, Texas
Years Pro — 5 years

From the "worst shooter in the N.B.A." to a 13.1 ppg average shows what hard work and determination can do for a player and that's the history of Donald "The Duck" Chaney, about to start his 6th season with the Celtics . . . the cold facts show that in his first four years in the League, Don averaged 4.0 (20 games), 5.0 (63 games), 11.5 (81 games) and 11.9 (79 games). Last season he continued his climb in 79 games to 13.1. His career high (32 points) was registered on February 28, 1973 against Golden State in Boston . . . in 44 minutes he hit 8 for 15 from the floor and 16 of 17 from the line . . . his best in the play-offs came in the final game (6th) with Atlanta when he banged home 18 points in 21 minutes of chasing Pete Maravich about the floor in Atlanta . . . when you project Chaney on 48 minutes, he averages 20.0 per game . . . not bad for a guy who threw more air balls than anyone in the game in his first two seasons with the club . . . there never was any doubt about his defensive ability as a collegian nor as a professional . . . he's the guy that matches up with the Jerry Wests, the Oscar Robertsons, the Pete Maraviches and the Walt Fraziers . . . nowadays he fills the lanes beautifully on the fast break and lays the ball in like a dream . . . at 6 ft 5 in with a tremendous wing spread, he plants himself under the offensive hoop and is the best backcourt player in the N.B.A. on grabbing a rebound and firing it back up and generally in . . . from a sorry sight as a freshman, Chaney has made himself a reliable outside shooter, thanks to (1) Coach Tommy Heinsohn and (2) hard work. Heinsohn taught him the correct way to shoot — something about which he hadn't the slightest idea when he made the Boston scene . . . and talked to him of super stardom. Hard work is something Don did on his own. He shot 17 hours a day during the summer. Now opponents no longer give him the open shot . . . Red Auerbach always insisted that a player should be paid on his contribution to a team and not on statistics . . . Chaney is Red's kind of ball player!

The Chaney's spend the summer months in Houston, but this past year he purchased a home in Peabody, Mass. . . . Jackie and Don are the proud parents of two children — Donna, 1 year and Mike, 4.

— DON CHANEY'S ALL-TIME RECORD —

Yr.	Team	G.	Min.	FGM-A.	Pct.	FTM-A.	Pct.	Reb.	As't.	PF.	Pts	Avg.
1968-69	Bos.	20	209	36-113	.319	8-20	.400	46	19	32	80	4.0
1969-70	Bos.	63	839	115-320	.359	82-109	.752	152	72	118	312	5.0
1970-71	Bos.	81	2289	348-756	.454	234-313	.748	463	235	288	930	11.6
1971-72	Bos.	79	2275	373-786	.475	197-255	.773	395	202	295	943	11.9
1972-73	Bos.	79	2488	414-859	.482	210-267	.787	449	221	276	1038	13.1
Total		322	8100	1286-2844	.452	731-964	.758	1505	749	1009	3303	10.3

— PLAYOFFS —

Yr.	Team	G.	Min.	FGM-A.	Pct.	FTM-A.	Pct.	Reb.	As't.	PF.	Pts	Avg.
1968-69	Bos.	7	25	1-6	.167	3-4	.750	4	0	7	5	0.7
1971-72	Bos.	11	271	41-81	.506	15-20	.750	39	22	39	97	8.8
1972-73	Bos.	12	288	39-82	.476	12-17	.706	40	25	41	90	7.5
Total		30	584	81-169	.479	30-41	.732	83	47	87	192	6.4



STEVE KUBERSKI



Born — November 6, 1947
Birthplace — Moline, Illinois
High School — Moline H.S.
College — Bradley '69
Height — Six feet, eight inches
Weight — 220 pounds
Home — Woburn, Massachusetts
Years Pro — 5 years


It was a disappointing season for Steve Kuberski last year . . . he came off an inspiring play-off in 1972 and expected great things . . . it didn't work out that way . . . the three-year veteran didn't play enough to get really rollin'. In the first place, the Celtics picked up Paul Silas a sure starter in a corner and then there was Capt. Johnny Havlicek at the other forward . . . that left Steve with short playing time . . . both Havlicek and Paul played a lot of time Steve filled in and did well, but he saw only 762 minutes of game action . . . this in contrast to his sophomore year 1,867 and junior season 1,128 . . . he's a 6 ft 8 in. rugged player and he became the surprise hero of the 1971-72 play-offs, with fine shooting, rough rebounding and a hardnosed defensive performance . . . he came into his own against Atlanta and even this year it carried over against the Hawks . . . they play a physical type of game and that's the way Kuberski likes it . . . his best scoring night last season, however, was registered at Seattle when he caged 19 points in 24 minutes of play . . . he took down seven rebounds that night . . . his career high offensively was in 1971 when he poured 27 points . . . with both Havlicek and Silas back, Kuberski may be in for another short-time season. Hondo, however, is not likely to play 48 this year and Steve can cash in on John's age problem . . . he was a 20-plus scorer in college — at both the University of Illinois and Bradley and a double digit rebounder . . . he still had a year to go at Bradley when he became eligible for professional play Don Nelson, native of nearby Rock Island, convinced Steve to sign with Boston . . . he and his wife, Diane, and son Jason (2 years) reside in Woburn, Mass. . . . year around During the summer, Steve appears at numerous basketball camps as a guest lecturer.

— STEVE KUBERSKI'S ALL-TIME RECORD —

Yr	Team	G	Min	FGM-A	Pct	FTM-A	Pct	Reb	As't	PF	Pts.	Avg
1969-70	Bos.	51	797	130-335	388	64-92	696	257	29	87	324	6.4
1970-71	Bos.	82	1867	313-745	420	133-183	727	538	78	198	759	9.3
1971-72	Bos.	71	1128	185-444	417	80-102	784	320	46	130	450	6.3
1972-73	Bos.	78	762	140-347	403	65-84	774	197	26	92	345	4.4
Total		282	4554	768-1871	410	342-461	742	1312	179	507	1878	6.7

— PLAYOFFS —

Yr	Team	G.	Min	FGM-A	Pct	FTM-A	Pct	Reb	As't	PF	Pts.	Avg.
1971-72	Bos.	11	218	48-87	552	32-38	842	63	3	23	128	11.6
1972-73	Bos.	12	95	19-46	413	7-10	700	14	3	15	45	3.8
Total		23	313	67-133	504	39-48	813	77	6	38	173	7.5



HANK FINKEL



Born — April 20, 1942
Birthplace — Union City, New Jersey
High School — Holy Name of Union City
College — Dayton '66
Height — Seven feet
Weight — 245 pounds
Home — Melrose, Massachusetts
Years Pro — 7 years

The hardest working guy on the Celtics — Hank Finkel, is starting his eighth year in the N.B.A., his fifth with the Celtics . . . has turned it around in Boston . . . he took Bill Russell's place in the Boston pivot and didn't impress the local fans with his ability . . . as Dave Cowens became the team's center, Finkel found his position in life . . . as a relief for the often foul-burdened Cowens, Hank stepped in and held the fort . . . on many occasions, he broke the game open with his outside shooting, and his blocking out under the boards . . . he became a hero to Bostonians in the final play-off game in 1972 when he took over with the issue in doubt Cowens had five fouls, the Green's lead was reduced to two and twenty minutes left. At the end of three, it was Boston by five and growing. Four long bombs by High Henry in the tight part of the game broke it open . . . if the fans could have lifted him, Finkel would have been carried off on their shoulders. Hank thinks he can do things that help the team win . . . he can set picks, block out under the boards and always be ready physically . . . if he has to, he can throw the bomb . . . with this in mind, Finkel is the first to show up, and last to leave in practice sessions . . . he came to Boston in 1969 from San Diego for a draft pick and cash. While in college at Dayton, Hank was three times second team All American and led his college team to the quarter finals of the N.C.A.A. during his junior and senior years. Last season, Finkel played less than he ever did with the Celts. Mainly because Cowens didn't foul out as much. His career high was scored with San Diego against Los Angeles in the 1967 campaign when he caged 42 points.

Hank and his wife, Kathy, with two children live now in Melrose, Mass., year round.

— HENRY FINKEL'S ALL-TIME RECORD —

Yr.	Team	G.	Min.	FGM-A.	Pct.	FTM-A.	Pct.	Reb.	As't	PF	Pts.	Avg.
1966-67	L.A.	27	141	17- 47	.362	7- 12	.583	64	5	39	41	1.5
1967-68	S.D.	53	1116	242- 492	.492	131-191	.686	375	72	175	615	11.6
1968-69	S.D.	35	332	49- 111	.441	31- 41	.756	107	21	53	129	3.7
1969-70	Bos.	80	1866	310- 683	.454	156-233	.670	613	103	292	776	9.7
1970-71	Bos.	80	1234	214- 489	.438	93-127	.732	343	79	196	521	6.5
1971-72	Bos.	78	736	103- 254	.406	43- 74	.581	251	61	118	249	3.2
1972-73	Bos.	76	496	78- 173	.451	28- 52	.538	151	26	83	184	2.4
Total		429	5921	1013-2249	.450	489-730	.670	1904	367	956	2515	5.9

— PLAYOFFS —

Yr	Team	G.	Min	FGM-A.	Pct	FTM-A.	Pct	Reb	As't	PF	Pts.	Avg
1966-67	L.A.	1	1	0- 0	.000	0- 0	.000	0	0	0	0	0.0
1968-69	S.D.	2	12	0- 3	.000	0- 0	.000	7	0	3	0	0.0
1971-72	Bos.	8	68	10- 22	.455	0- 0	.000	24	3	11	20	2.5
1972-73	Bos.	7	23	6- 9	.667	0- 0	.000	6	3	4	12	1.7
Total		18	104	16- 34	.471	0- 0	.000	37	6	18	32	1.8



PAUL WESTPHAL



Born — November 30, 1950
Birthplace — Torrence, California
High School — Aviation High, Redondo Beach
College — U.S.C. '72
Height — Six feet, four inches
Weight — 185 pounds
Home — Framingham, Massachusetts
Years Pro — 1 year

Paul Westphal, the quiet rookie, promises to become the super sophomore. Like other great Celtic stars who spent their freshman years on the bench — Sam Jones, Tom Sanders, K. C. Jones, Westy displayed great promise. He got into just 60 regular season games, 11 play-off tilts. His best offensive gesture — 17 points in 12 minutes against Cleveland October 10th . . . Heinsohn tested the kid in some important games — even starting him in the play-offs once — he responded like a veteran. His most trying moments came on the West Coast when the team made its first visit of the season to his old stamping grounds . . . he took on Jerry West for eight minutes, scored well himself and had Jerry well under his average. A projection of Westphal for the full 48 — 24.8 . . . in the fourth game of the Atlanta play-off series, he caged 12 points — his high. In the second game of the same series, Paul hit 10 . . . Westphal came to the N.B.A. with unusual confidence. A three-year veteran at the University of Southern California, he was named to several all American teams and climaxed his collegian career by breaking Bill Sharman's old scoring mark at the school . . . Aside from playing a tough college schedule, Paul spent the summers playing against N.B.A. players and the stars of U.C.L.A. . . . "I felt all along that I could play in the N.B.A., I've been watching the games since I was a freshman at Aviation High in Redondo Beach." The knee that Paul injured as a senior at U.S.C. and had operated on, was of some concern to the Green at training camp last year . . . he showed no signs of the injury during the past year . . . as a junior he led the Trojans to a 24-2 record — the best in the school's history — an 87-86 victory over U.C.L.A. highlighting the year.

He married the former Cindy Paden prior to reporting to the Celtics rookie camp last year. You just don't pass over Cindy in one sentence. She's a honey blonde who was Queen of the Bi-Centennial in California. Last year the couple resided in Waltham, while Cindy taught school in Melrose . . . they will live in Framingham this year. Cindy has retired from teaching. Paul expects to wait for at least another ten years before he packs it in.

— PAUL WESTPHAL'S ALL-TIME RECORD —

Yr	Team	G	Min.	FGM-A	Pct	FTM-A	Pct	Reb	As't	PF	Pts	Avg
1972-73	Bos.	60	482	89-212	.420	67-86	.779	67	69	88	245	4.1

— PLAYOFFS —

Yr	Team	G	Min	FGM-A	Pct	FTM-A	Pct	Reb	As't	PF	Pts	Avg
1972-73	Bos.	11	109	19-39	.487	5-7	.714	7	9	24	43	3.9

Paul Westphal



ART WILLIAMS



Born — September 20, 1939
Birthplace — Borham, Texas
High School — San Diego H.S.
College — California Poly (Pomona)
Height — Six feet, one inch
Weight — 180 pounds
Home — Mattapan, Mass.
Years Pro — 6 years

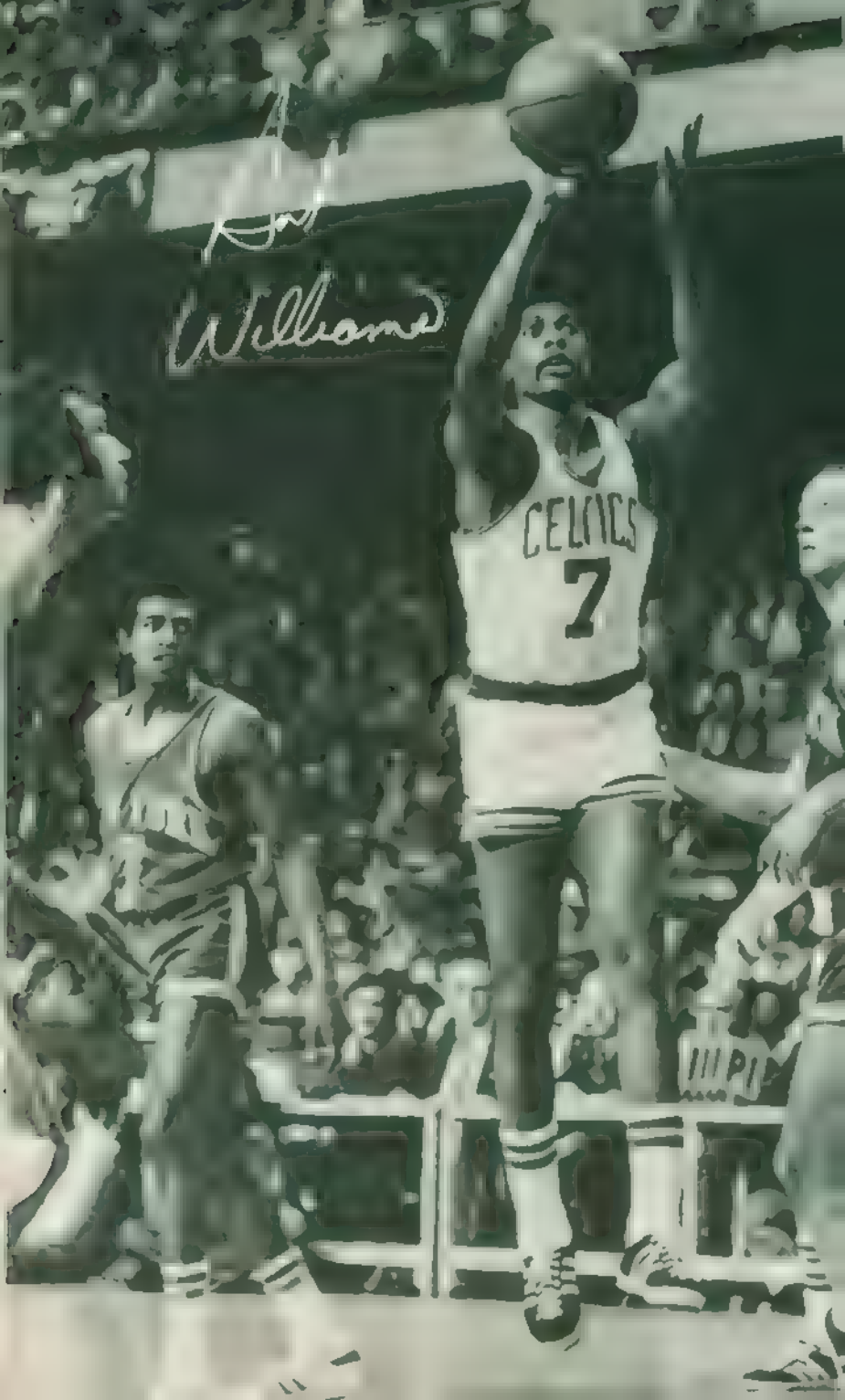
Born in Texas, brought up in San Diego and matured in Boston is the story on Artie Williams, erstwhile "oldest rookie in the N.B.A." Picked up at the start of the 1970 campaign in exchange for Larry Siegfried, Williams had a tendency to throw the ball away during his first year in Celtic regimentals . . . he seldom heaves it away now . . . despite the "if you have the shot, take it," Celtic rule, Williams enjoys play-making . . . "he's fast and he's a penetrator I like to play with Artie," is Capt. John Havlicek's comment on Williams . . . he's the perfect guy to come in and get the fast break moving. He can score if the situation calls for it or, if an opponent drops off to stop a penetration, Williams goes to the hoop with the softest floaters in the N.B.A. His career high, November 6th, two years ago against the Trail Blazers when he poured 27 points . . . last year his best regular season game, a 26-minute stint against Baltimore when he pulled the Green from behind with four points, six assists and four rebounds . . . against Atlanta in the play-offs, April 4th in the Omni, he caged 8 points and had nine assists in 26 minutes of floor time . . . Artie didn't break into the N.B.A. until he was 28 years old when he joined the new franchise at San Diego . . . his 22 assists for the Rockets at Phoenix in the 1968-69 season, was tops in the N.B.A. that year . . . the Williams' (Bessye) and two children reside in Mattapan, Mass. since he joined the Celtics . . . he works in the Phys. Ed. department of Boston during the summer and does numerous clinics at the many basketball camps throughout the New England area.

— ART WILLIAMS' ALL-TIME RECORD —

Yr.	Team	G.	Min.	FGM-A.	Pct.	FTM-A.	Pct.	Reb.	As't.	PF.	Pts.	Avg.
1967-68	S D	79	1739	265 718	369	113-165	685	286	391	204	643	8.1
1968-69	S D	79	1987	227-592	383	105-149	705	364	524	238	559	7.1
1969-70	S D	80	1545	189-464	407	88-118	746	292	503	168	466	5.8
1970-71	Bos	74	1141	150-330	455	60-83	723	205	233	182	360	4.9
1971-72	Bos.	81	1326	161-339	475	90-119	756	256	327	204	412	5.1
1972-73	Bos	81	974	110-261	421	43-56	768	182	236	136	263	3.2
Total		474	8712	1102-2704	408	499-690	723	1585	2214	1132	2703	5.7

— PLAYOFFS —

Yr.	Team	G	Min	FGM-A	Pct	FTM-A	Pct.	Reb	As't	PF	Pts	Avg
1968-69	S.D.	6	102	12- 25	480	3-7	429	17	32	15	27	4.6
1971-72	Bos.	11	173	25- 64	391	15- 20	750	28	33	30	65	5.9
1972-73	Bos	10	156	21- 47	447	6- 8	750	27	41	31	48	4.8
Total		27	431	58-136	426	24-35	686	72	106	76	140	5.2



Williams

CELTICS
7

ILLINOIS

STEVE DOWNING



Born — May 18, 1950
Birthplace — Indianapolis, Ind.
High School — Washington H.S.
College — University of Indiana
Height — Six feet, eight inches
Weight — 225 pounds
Home — Indianapolis, Ind.
Years Pro — None

The No. 1 draft choice of the Celtics, Steve Downing, brings impressive college credentials to the team . . . to start off with, he was the M.V.P. in the Big Ten where the game is played with contact . . . in Big Ten competition (14 games) Steve topped the team in scoring and rebounding with 19.9 ppg and grabbed 13.8 rebounds . . . overall (28 games) he averaged 20.1 ppg and nailed 29.6 rebounds . . . he was high scorer for the Hoosiers 18 times and 23 times led in rebounding . . . in the final game of the year against Providence, Downing caged 21 points, grabbed 14 rebounds . . . a back injury slowed him as a sophomore and he suffered torn cartilage in his knee as a junior . . . he was solid and sound as a senior . . . as a junior, his 377 caroms was the second highest in school history, topped only by Walt Bellamy's 428 . . . his best scoring night last year came against the University of Illinois when he poured 41 points and got 14 rebounds . . . in the N C A A Semis, he helped beat Marquette (75-69) with 29 points, 10 rebounds and Kentucky (72-65) with 23 points, 13 rebounds . . . the Hoosiers lost to U.C.L.A. (59-70) but Downing got 26 points against Bill Walton before fouling out. His best skills include fine defensive play in the middle and shot-blocking ability as good as any in the nation . . . as a schoolboy he was All State and All American at Washington H.S. in Indianapolis . . . he was a Phys. Ed Major in college and is married.

COLLEGE RECORDS

Years	G	FGA-FG	Pct.	FTA-FT	Pct.	Reb.	As't.	PF	TP	Avg.
1970-71	23	202-102	.505	43-16	.377	216	26	48	220	9.6
1971-72	25	426-181	.425	136-75	.551	377	23	79	437	17.5
1972-73	28	473-246	.520	128-71	.555	296	11	81	563	20.1

Steve Downing

PHIL HANKINSON



Born — July 26, 1951
Birthplace — Augusta, Georgia
High School — Great Neck H.S.
College — Univ. of Pennsylvania '73
Height — Six feet, eight inches
Weight — 195 pounds
Home — Great Neck, N.Y.
Years Pro — None

The No. 2 draft of the Celtics — Phil Hankinson — from the University of Pennsylvania is a dead ringer for the Celts Don Chaney. A quiet, handsome youngster, Phil comes from Great Neck, N.Y. and was called Spider by his Quaker teammates . . . his style of play is what attracted the Celtics to the young man. John Killilea, Head Scout, Tommy Heinsohn and Red Auerbach all took long looks at Hankinson and the trio were impressed . . . on the great Penn team of 1970-71, as a sophomore, he was the sixth man but managed to score 9.2 a game . . . as a regular in his junior and senior years, he averaged 16.7 and 18.3 respectively . . . he generally grabs around 8 rebounds per game . . . he has the quickness to fill a lane in the Boston fast break and he scores most of his points from outside . . . his shooting from the floor shows 49.9 (Soph.), 53.0 (Junior) and 48.9 (Senior) . . . unlike a lot of Ivy League colleges, Pennsylvania takes on the tough guys, too . . . Phil was twice named to the All Big Five team, made All Ivy League twice and All Eastern once . . . he got All Ivy League Mention as a second-year man . . . According to Red Auerbach, Phil is a New York ball player — knows the game thoroughly — and can easily develop into a fine defensive player . . . he played with Corky Calhoun and Dave Wohl, both of whom made it in the N.B.A. . . . According to George Blaney, now Holy Cross coach, "Hankinson may be the best player of them all" . . . last year he was high scorer in nine different games and top rebounder in 12 games . . . his best effort was against Providence College's Marvin Barnes, whom he held to three baskets, seven points and six rebounds.

As of now Phil is single.

PHIL HANKINSON COLLEGE RECORD (PENNSYLVANIA)

Years	G	FT-FG	Reb.	Pts.	Avg.
1970-71	18	58-104	173	226	9.2
1971-72	28	64-202	232	468	16.7
1972-73	28	75-218	239	512	18.3

Phil Hankinson

BOSTON CELTICS 1973-74 ROSTER

No.	Name	Pos.	Birth	Hgt.	Wgt.	College	Residence	Yrs. Pro
12	Chaney, Don	G	3/22/46	6-5	210	Houston '68	Houston, Texas	5
18	Cowens, Dave	C	10/25/48	6-9	230	Florida State '70	Newport, Kentucky	3
32	Downing, Steve	F	5/18/50	6-8	225	Indiana '73	Indianapolis, Ind.	0
29	Finkel, Hank	C	4/20/42	7-0	240	Dayton '66	Melrose, Mass.	7
20	Hankinson, Phil	F	7/26/51	6-8	195	Pennsylvania '73	Great Neck, N.Y.	0
17	Havlicek, John	F-G	4/8/40	6-5	205	Ohio State '62	Columbus, Ohio	11
11	Kuberski, Steve	F	11/6/47	6-8	215	Bradley '69	Woburn, Mass.	4
19	Nelson, Don	F	5/14/40	6-6	210	Iowa '62	Natick, Mass.	11
35	Silas, Paul	F	7/12/43	6-7	210	Creighton '64	Needham, Mass.	9
44	Westphal, Paul G.	G	11/30/50	6-4	185	Southern Cal. '72	Framingham, Mass.	1
10	White, Jo Jo	G	11/16/46	6-3	190	Kansas '69	Topeka, Kansas	4
7	Williams, Art	G	9/29/39	6-1	190	California Poly (Pomona)	Mattapan, Mass.	6

Coach: Tom Heinsohn, Holy Cross '56; Captain: John Havlicek, Ohio State '62; Trainer: Frank Challant, Parsons '68, Equipment Manager: Walter Randall.



JOHN KILLILEA

The appointment of John Killilea as Assistant Coach and Head Scout in 1972 marked a first for the Celtics who had never had anyone hold this position before. A native of Quincy and Boston U. graduate, Killilea began his coaching career in Maine before moving to Silver Lake Regional and then Melrose High Schools in Massachusetts. He compiled one of the finest coaching records in the state winning 314 games while losing 90, winning four Tech Tournaments and one State Championship. He joined the Celtics in 1971 as chief scout.

FRANK CHALLANT

The Celtics trainer came highly recommended by his predecessor, Joe DeLauri, following a short but impressive stint with the New England Patriots. A native of Swampscott, Challant, 26, was graduated from Swampscott High, attended Springfield College, received his degree from Parsons College, Iowa and served as head trainer at Chelmsford High School before joining the Patriots.



DR. THOMAS F. SILVA

One of the happiest things about 1968 for the Celtics was the club's association with Dr. Thomas Silva, noted Brookline surgeon as team physician. Dr. Silva was awarded a B.S. degree from Tufts College, a D.M.D. from Tufts Dental School and an M.D. from Boston University Medical School. He is a member of the American College of Surgeons and is certified by the American Board of Surgery. He is one of the Surgical Faculty of the Boston University School of Medicine and the surgical staffs of 10 greater Boston hospitals. He has served as team physician for Boston University football and hockey teams. He is married and the father of six children.



— JOHN HAYLICK'S ALL-TIME RECORD —

Yr.	Team	G.	Min	FGM-A	Pct	FTM-A	Pct	Reb	As't	PF	Pts.	Avg
1962-63	Bos	80	2200	483-1085	.445	174-239	.723	534	179	190	1140	14.3
1963-64	Bos	80	2577	640-1535	.417	315-422	.746	428	238	227	1595	19.9
1964-65	Bos	75	2169	570-1420	.401	235-316	.744	371	199	200	1375	18.3
1965-66	Bos	71	2175	530-1328	.399	274-349	.785	423	210	158	1334	18.8
1966-67	Bos	81	2602	684-1540	.444	365-444	.828	532	278	210	1733	21.4
1967-68	Bos	82	2921	666-1551	.429	368-453	.812	546	384	237	1700	20.7
1968-69	Bos	82	3174	692-1709	.405	387-496	.780	570	441	247	1771	21.6
1969-70	Bos.	81	3369	736-1585	.464	488-578	.844	635	550	211	1960	24.2
1970-71	Bos.	81	3678	892-1982	.450	554-677	.818	730	607	200	2338	28.9
1971-72	Bos.	82	3698	897-1958	.458	458-549	.834	672	614	183	2252	27.5
1972-73	Bos	80	3367	766-1704	.450	370-431	.858	567	529	195	1902	23.8
Total		875	31,930	7556-17,392	.434	3988-4951	.805	6008	4229	2257	19,100	21.8

— PLAYOFFS —

Yr	Team	G.	Min.	FGM-A	Pct.	FTM-A	Pct.	Reb.	As't.	PF.	Pts.	Avg
1962-63	Bos	11	254	56-125	.448	18-27	.667	53	17	28	130	11.8
1963-64	Bos	10	289	61-159	.384	35-44	.795	43	32	26	157	15.7
1964-65	Bos	12	405	88-230	.352	46-55	.836	88	29	44	222	18.5
1965-66	Bos.	17	719	153-374	.409	95-113	.841	154	70	69	401	23.6
1966-67	Bos	9	330	95-212	.448	57-71	.803	73	28	30	247	27.4
1967-68	Bos	19	862	184-407	.452	125-151	.828	164	142	67	493	25.9
1968-69	Bos	18	850	170-382	.445	118-138	.855	179	100	58	458	25.4
1971-72	Bos	11	517	108-235	.460	85-99	.859	92	70	35	301	27.4
1972-73	Bos	12	479	112-235	.477	61-74	.824	62	65	24	285	23.8
Total		119	4705	1027-2379	.432	640-772	.829	908	553	381	2694	22.6

— ALL STAR GAME —

Yr	Team	G	Min	FGM-A	Pct	FTM-A	Pct	Reb	As't.	PF	Pts	Avg
1966	Bos.	25	8-	16	.375	6-	6	1,000	6	1	2	18
1967	Bos.	17	7-	14	.500	0-	0	.000	2	1	1	14
1968	Bos.	22	9-	15	.600	8-	11	1,747	5	4	0	26
1969	Bos	31	6-	14	.429	2-	2	1,000	7	2	2	14
1970	Bos	29	7-	15	.464	3-	3	1,000	5	7	2	17
1971	Bos.	24	6-	12	.500	0-	2	1,000	3	2	3	12
1972	Bos.	24	5-	13	.385	5-	5	1,000	3	2	2	15
1973	Bos.	22	6-	10	.600	2-	5	.400	3	5	1	14
Total		8	194	52-109	.477	26-34	.765	34	24	13	130	16.3

— DON NELSON'S ALL-TIME RECORD —

Yr.	Team	G	Min	FGM-A	Pct.	FTM-A	Pct.	Reb.	As't.	PF.	Pts.	Avg.
1962-63	Chi	63	1072	129-293	.440	161-221	.729	279	70	138	419	6.7
1963-64	L.A	80	1406	135-323	.418	149-201	.741	323	76	181	419	5.2
1964-65	L.A	39	238	35-85	.424	20-26	.769	73	24	40	92	2.4
1965-66	Bos.	75	1765	271-618	.439	223-326	.684	403	79	187	765	10.2
1966-67	Bos	79	1202	227-509	.446	141-190	.742	295	65	143	595	7.5
1967-68	Bos	82	1498	312-632	.494	195-268	.728	431	103	178	819	10.0
1968-69	Bos	82	1773	374-771	.485	201-259	.776	458	92	198	949	11.6
1969-70	Bos	82	2224	461-920	.501	337-435	.775	601	148	238	1259	15.4
1970-71	Bos	82	2254	412-881	.468	317-426	.744	565	153	232	1141	13.9
1971-72	Bos	82	2087	389-811	.480	356-452	.788	453	192	220	1134	13.8
1972-73	Bos.	72	1425	309-649	.476	159-188	.846	315	102	155	777	10.8
Total		818	16,943	3055-6492	.471	2259-2992	.755	4196	1105	1908	8369	10.2

— PLAYOFFS —

Yr.	Team	G.	Min.	FGM-A	Pct.	FTM-A	Pct	Reb	As't.	PF	Pts	Avg
1963-64	L.A.	5	56	7-13	.539	3-3	1000	13	2	11	17	3.4
1964-65	L.A.	11	212	24-53	.453	19-25	.760	59	19	31	67	6.1
1965-66	Bos.	17	316	50-118	.424	42-52	.808	85	13	50	142	8.4
1966-67	Bos.	9	142	27-59	.458	10-17	.588	42	9	12	64	7.1
1967-68	Bos	19	468	91-175	.520	55-74	.743	143	32	49	237	12.5
1968-69	Bos.	18	348	87-168	.518	50-63	.883	83	21	51	224	12.4
1971-72	Bos.	11	308	52-99	.525	41-48	.854	61	21	11	145	13.2
1972-73	Bos.	13	303	47-101	.465	49-56	.875	38	15	29	143	11.0
Total		103	2153	385-786	.490	269-335	.803	524	132	263	1039	10.1

BOSTON CELTICS on TELEVISION and RADIO

JOHNNY MOST

The garrulous voice of the Boston Celtics has become as strong a fixture in the Celtics world as any player. Acclaimed as one of the quickest voices in the nation with an uncanny ability to keep up with the ball, John is also one of the most passionately dedicated Celtics backers in town. John formerly covered the New York Knickerbockers, Brooklyn Dodgers and New York Football Giants before joining the Celtics in 1953. In addition to his basketball duties, John has done a number of sports shows on radio and television. Now with a radio-television simulcast, Most enters a new era in a career of 20-plus years. In 1973 the Celtics celebrated Johnny Most Night on his 20th Anniversary.



LEN BERMAN

The newest member of the Celtics broadcast team, Len Berman brings a solid basketball background to his new position with the Celtics and with WBZ-TV. Berman joined the station last summer as sports anchor man replacing former Celtic voice Dick Stockton, following a stint as co-anchor man at WIWD-TV in Dayton, Ohio. A native of Queens, N.Y., Berman began his career at Syracuse University where he was basketball play-by-play commentator.



All 82 Celtics regular season plus playoff games will be broadcast on WBZ AM and FM. The following games will be televised by WBZ-TV, Channel 4.

Saturday, October 20 at Capital 8:05

Friday, November 30 at Milwaukee 9:00

Sunday, December 16 at Los Angeles 10:00

Sunday, December 23 at Seattle 10:00

Wednesday, December 26 at Buffalo 7:30

Wednesday, January 2 at Kansas City 8:35

Tuesday, January 29 at New York 7:30

Wednesday, February 6 at Milwaukee 9:00

Sunday, February 17 at Capital 7:35

Friday, February 22 at Buffalo 8:00

Saturday, March 2 at New York 8:00

Wednesday, March 6 at Los Angeles 11:00

Wednesday, March 20 at Atlanta 8:05

FINAL NBA STANDINGS

EASTERN CONFERENCE

Team	Atlantic Division			
	Won	Lost	Pct.	GB
Boston	68	14	.829	—
New York	57	25	.695	12
Buffalo	21	61	.256	47
Philadelphia	9	73	.110	59

Team	Central Division			
	Won	Lost	Pct.	GB
Baltimore	52	30	.634	—
Atlanta	46	36	.561	6
Houston	33	49	.402	19
Cleveland	32	50	.390	20

WESTERN CONFERENCE

Team	Midwest Division			
	Won	Lost	Pct.	GB
Milwaukee	60	22	.732	—
Chicago	51	31	.622	9
Detroit	40	42	.488	20
KC-O	36	46	.439	24

Team	Pacific Division			
	Won	Lost	Pct.	GB
Los Angeles	60	22	.732	—
Golden St	47	35	.573	13
Phoenix	38	44	.463	22
Seattle	26	56	.317	34
Portland	21	61	.256	39

CELTICS HOME, AWAY RECORDS BY MONTH

Month	Home	Away	Neut	Total	vs. Atl.	vs. Cent.	vs. Midw.	vs. Pac.	vs. .500	vs. sub 500
October	4-0	5-0	0-0	9-0	3-0	3-0	2-0	1-0	4-0	5-0
November	7-2	2-1	0-0	9-3	2-1	1-0	2-2	4-0	4-3	5-0
December	3-1	7-2	1-0	11-3	4-0	2-0	1-2	4-1	3-3	8-0
January	7-1	4-2	1-0	12-3	3-2	7-1	0-0	2-0	3-2	9-1
February	5-2	7-2	0-0	12-4	2-1	1-2	3-1	6-0	5-2	7-2
March	7-0	7-1	1-0	15-1	4-0	6-1	3-0	2-0	9-1	6-1
Total	33-6	32-9	3-0	68-14	18-4	20-4	11-5	19-1	28-11	40-3

CELTICS VS. NBA RIVALS

Team	Home	Away	Neut	Total	Team	Home	Away	Neut	Total
Atlanta	2-1	3-0	0-0	5-1	LA	2-0	2-0	0-0	4-0
Baltimore	3-0	1-1	1-0	5-1	Milwaukee	1-1	1-1	0-0	2-2
Chicago	1-1	2-0	0-0	3-1	New York	3-1	1-3	0-0	4-4
Cleveland	3-0	2-1	0-0	5-1	Phia	3-0	3-0	1-0	7-0
Detroit	1-1	2-0	0-0	3-1	Phoenix	2-0	2-0	0-0	4-0
Golden St	2-0	1-1	0-0	3-1	Portland	2-0	2-0	0-0	4-0
Houston	2-0	2-1	1-0	5-1	Seattle	2-0	2-0	0-0	4-0
KC-O	1-1	2-0	0-0	3-1	Buffalo	3-0	4-0	0-0	7-0

Celtics in Close Games 1972-73

One-Point, 3-1 Two Points 1-0 Three Points 3-4 Four Points 8-0 Total 15-5

Under 100 Point Games: Celtics 11, Opponents 25

CELTICS ATTENDANCE

Home	G	Attendance	Average	Away	G	Attendance	Average
Boston Garden	39	423,234	10,852	League Cities	40	404,522	10,113
Providence	2	20,684	10,342	College Park	1	14,500	14,500
	41	443,918	10,827		41	419,022	10,220

PLAYOFFS

Boston Garden	7	101,032	14,433	Atlanta N Y	6	98,526	16,421
Overall							
Total	48	544,950	11,353	Total	47	517,548	11,012

1972-73 COMPLETE BOSTON CELTICS SCORING

Name	G	Min	FGM-A	Pct	FTM-A	Pct.	Reb	Ast	PF	Pts	High
Chaney	79	2488	414 859	.482	210-267	.787	449	221	276	1038	32
Cowens	82	3425	740-1637	.452	204-262	.779	1329	333	311	1684	38
Finkel	76	496	78-173	.451	28-52	.539	151	26	83	184	8
Havlicek	80	3367	766-1704	.450	370-431	.859	567	529	195	1902	37
Kuberski	78	762	140-347	.404	65-84	.774	197	26	82	345	19
Nelson	72	1425	309-649	.476	159-188	.846	315	102	155	777	30
Sanders	59	423	47 149	.315	23-35	.657	88	27	82	117	10
Silas	80	2618	400-851	.470	266-380	.700	1039	251	197	1066	26
Westphal	60	482	89 212	.420	67-86	.779	67	69	88	245	17
White	82	3250	717-1665	.431	178-228	.781	414	498	185	1612	38
Minor	4	20	1-4	.250	3-4	.750	4	2	5	5	3
Williams	81	974	110-261	.421	43-56	.768	182	236	136	263	16
Celtics	82		3811-8511	.448	1616-2073	.780	4799	2310	1805	9238	141
Opponents	82		3513-8095	.434	1540-2033	.758	3959	1957	1621	8566	126

FINAL CELTICS AVERAGES

Name	G	Avg Min.	FG Pct.	FT Pct.	Avg Reb	Avg Ast	Avg Pts
Chaney	79	31.5	.482	.787	5.7	2.8	13.1
Cowens	82	41.8	.452	.779	16.2	4.1	20.5
Finkel	76	6.5	.451	.539	2.0	0.3	2.4
Havlicek	80	42.1	.450	.859	7.1	6.6	23.8
Kuberski	78	9.8	.404	.774	2.5	0.3	4.4
Nelson	72	19.8	.476	.846	4.4	1.4	10.8
Sanders	59	7.2	.315	.657	1.5	0.5	2.0
Silas	80	32.7	.470	.700	13.0	3.1	13.3
Westphal	60	8.0	.420	.779	1.1	1.2	4.1
White	82	39.6	.431	.781	5.1	6.1	19.7
Williams	81	12.0	.421	.768	2.9	2.9	3.3
Minor	4	5.0	.250	.750	1.0	0.5	1.3
Celtics	82		.448	.780	58.5	28.2	112.7
Opponents	82		.434	.758	48.3	23.9	104.5

1972-73 CELTICS SEASON HIGHS

Name	FGM	FGA	FTM	FTA	Reb	Ast	Pts
Chaney	10	17	16	17	15	7	32
Cowens	17	40	11	11	32	9	38
Finkel	4	8	4	5	14	3	8
Havlicek	16	31	14	16	14	12	37
Kuberski	8	14	8	7	10	3	19
Nelson	12	24	9	9	11	5	30
Sanders	4	10	4	4	8	3	10
Silas	10	20	9	13	23	9	26
Westphal	6	11	7	7	8	6	17
White	17	32	7	10	11	13	38
Williams	7	11	4	5	10	11	16

— Indicates career high

CELTICS REGULAR SEASON CAREER HIGHS

Name	FGM	FGA	FTM	FTA	Reb.	Ast.	Pts.
Chaney	14	22	16	17	15	11	32
Cowens	18	20	11	12	32	9	38
Finkel	13	22	16	18	22	6	42
Havlicek	18	42	19	24	20	16	43
Kuberski	11	19	9	13	16	4	27
Nelson	15	24	14	17	22	7	40
Silas	11	20	17	19	27	13	31
Westphal	6	11	7	7	8	6	17
White	17	32	9	13	12	13	38
Williams	12	25	10	11	15	22	27

CELTICS PLAYOFF CAREER HIGHS

Name	FGM	FGA	FTM	FTA	Reb.	Ast.	Pts.
Chaney	8	14	4	5	9	5	18
Cowens	14	30	5	8	25	6	33
Finkel	4	9	0	0	11	2	8
Havlicek	24	36	14	16	16	13	54
Kuberski	9	14	9	9	13	1	22
Nelson	12	22	12	13	15	5	27
Silas	11	20	8	10	23	6	26
Westphal	5	8	2	3	2	3	12
White	16	31	10	11	14	11	34
Williams	7	15	5	5	9	12	19

CELTICS PLAYOFF HISTORY

1946-47	None		
1947-48	Eliminated by Chicago Stags	1-2	Semi-finals
1948-49	None		
1949-50	None		
1950-51	Eliminated by New York	0-2	Semi-finals
1951-52	Eliminated by New York	1-2	Semi-finals
1952-53	Defeated Syracuse	2-0	Semi-finals
	Eliminated by New York	0-4	Eastern finals
1953-54	Eliminated in round robin		Semi-finals
1954-55	Defeated New York	2-1	Semi-finals
	Eliminated by Syracuse Nats	1-3	Eastern finals
1955-56	Eliminated by Syracuse	1-2	Semi-finals
1956-57	Defeated Syracuse	3-0	Eastern Title
	Defeated St. Louis	4-3	CHAMPIONSHIP
1957-58	Defeated Philadelphia Warriors	4-1	Eastern Title
	Lost to St. Louis	2-4	Championship finals
1958-59	Defeated Syracuse	4-3	Eastern Title
	Defeated Minneapolis	4-0	CHAMPIONSHIP
1959-60	Defeated Philadelphia Warriors	4-2	Eastern Title
	Defeated St. Louis	4-3	CHAMPIONSHIP
1960-61	Defeated Syracuse	4-1	Eastern Title
	Defeated St. Louis	4-1	CHAMPIONSHIP
1961-62	Defeated Philadelphia Warriors	4-3	Eastern Title
	Defeated Los Angeles	4-3	CHAMPIONSHIP
1962-63	Defeated Cincinnati	4-3	Eastern Title
	Defeated Los Angeles	4-2	CHAMPIONSHIP
1963-64	Defeated Cincinnati	4-1	Eastern Title
	Defeated San Francisco	4-1	CHAMPIONSHIP
1964-65	Defeated Philadelphia 76ers	4-3	Eastern Title
	Defeated Los Angeles	4-1	CHAMPIONSHIP
1965-66	Defeated Cincinnati	3-2	Semi-finals
	Defeated Philadelphia	4-1	Eastern Finals
	Defeated Los Angeles	4-3	CHAMPIONSHIP
1966-67	Defeated New York	3-1	Semi-finals
	Eliminated by Philadelphia	1-4	Eastern Finals
1967-68	Defeated Detroit	4-2	Semi-finals
	Defeated Philadelphia	4-3	Eastern Finals
	Defeated Los Angeles	4-2	CHAMPIONSHIP
1968-69	Defeated Philadelphia	4-1	Semi-finals
	Defeated New York	4-2	Eastern Finals
	Defeated Los Angeles	4-3	CHAMPIONSHIP
1969-70	None		
1970-71	None		
1971-72	Defeated Atlanta	4-2	Semi-finals
	Lost to New York	1-4	Eastern Finals
1972-73	Defeated Atlanta	4-2	Semi-finals
	Lost to New York	3-4	Eastern Finals

BOSTON CELTICS' HOME OPENERS

1946 — Chicago 57, Boston 55	4,329
1947 — Philadelphia 79, Boston 75 (OT)	4,665
1948 — Boston 85, Philadelphia 77	4,028
1949 — Minneapolis 94, Boston 84	6,024
1950 — Boston 76, Minneapolis 71	6,569
1951 — Boston 97, Indianapolis 65	3,012
1952 — Boston 106, Syracuse 83	5,873
1953 — Minneapolis 84, Boston 79	10,727
1954 — Boston 107, Syracuse 84	5,839
1955 — Boston 98, Philadelphia 87	9,594
1956 — New York 113, Boston 107	12,469
1957 — Boston 107, Syracuse 83	12,681
1958 — Boston 112, Detroit 98	8,813
1959 — Boston 129, Cincinnati 125 (arena)	3,341
1960 — Boston 118, Detroit 116	8,660
1961 — Boston 137, Detroit 102	8,023
1962 — Boston 149, New York 116	10,705
1963 — Boston 123, Baltimore 108	10,333
1964 — Boston 112, Detroit 81	8,948
1965 — Boston 102, Cincinnati 98	12,044
1966 — Boston 121, San Francisco 113	13,909
1967 — Boston 105, Chicago 90	10,703
1968 — Boston 108, Cincinnati 101	10,035
1969 — Cincinnati 110, Boston 108	13,758
1970 — Detroit 121, Boston 118	9,606
1971 — Golden State 97, Boston 75	9,097
1972 — Boston 112, Los Angeles 104	15,316

CELTICS 48-MINUTE PROJECTIONS

Name	48-Min Games	Avg FGA	Avg Reb	Avg Ast.	Avg Pts
Chaney	51.8	16.6	8.7	4.3	20.0
Cowens	71.4	22.9	18.6	4.7	23.6
Finkel	10.3	16.8	14.7	2.5	17.9
Havlicek	70.1	24.3	8.1	7.6	27.1
Kuberski	15.9	21.8	12.4	1.6	21.7
Nelson	29.7	21.9	10.6	3.4	26.2
Sanders	8.8	16.9	10.0	3.1	13.3
Silas	54.5	15.6	19.1	4.6	19.6
Westphal	10.0	21.2	6.0	6.9	24.5
White	67.7	24.6	6.1	7.4	23.8
Williams	20.3	12.9	9.0	11.6	13.0

**THE NEW CELTICS ARE HERE
BE ON THE INSIDE
JOIN THE BOSTON CELTICS TAP-OFF CLUB!**

- Join the Celtics for lunch
 - Meet the Players, Press and Celtics Officials
 - Sit in on weekly press conferences
 - Be in on sports news before it breaks — receive press releases, statistics, actual game scoring reports, player profiles, NBA news stories
 - Be there for special entertainment features including films, taped interviews, and more
 - Pick up tickets for Celtics games at the meetings at special members' discount prices
 - Get early priority on Celtics playoff tickets
 - Special events — special discount to be announced later
 - Door prizes
- BONUS** — Trips to out-of-town games at special discount prices

WHERE:

Playboy Club of Boston — Park Square

WHEN:

Selected Mondays at noon during the NBA season

HOW:

By joining the Celtics Tap-Off Club with annual dues of
\$15 — single membership
\$20 — family plan

(company tables may be obtained by special arrangement)

- At all functions food and beverages will be served at modest prices

Contact: Tap-Off Club, 45 Broad St., Boston 02109 227-5075

CELTICS SOUVENIRS

Yearbooks	\$1.00, plus 25¢ postage
N.B.A. Guides	\$1.50, plus 25¢ postage
Basketballs	\$3.00 each, (not available by mail)
T-Shirts	\$2.00 each, plus 25¢ postage
Pictures (Black and White)	.50¢ each, includes postage
Decals	.50¢ each, includes postage
Bumper Strips	.50¢ each, includes postage

**All Time
Celtics
Roster**



JOHN BACH
Height—6-2

Fordham
Weight—180

Yr	Team	G	Min	FGA	FGM	Pct	FTA	FTM	Pct	Reb	As't	PF	Disq	Pts	Avg
1948-49	Bos.	34		119	34	.286	75	51	.680	—	25	24	—	119	3.5

DON BARKSDALE
Height—6-6

U.C.L.A.
Weight—200

Yr.	Team	G.	Min	FGA	FGM	Pct	FTA	FTM	Pct	Reb	As't	PF	Disq	Pts	Avg.
1953-54	Bos.	63	1358	415	156	.376	225	149	.662	345	117	213	4	461	7.3
1954-55	Bos.	72	1790	699	267	.382	338	220	.651	545	125	225	7	754	10.5

JIM BARNES
Height—6-8

Texas Western
Weight—240

Yr	Team	G	Min	FGA	FGM	Pct	FTA	FTM	Pct	Reb	As't	PF	Disq	Pts	Avg
1968-69	Ch Bs	59	608	261	115	.441	111	75	.676	224	28	122	2	305	5.2
1969-70	Bos.	77	1049	434	178	.410	128	95	.742	350	52	229	4	451	5.9

JAMES BARNETT
Height—6-4

Oregon
Weight—175

Yr	Team	G.	Min	FGA	FGM	Pct	FTA	FTM	Pct	Reb	As't	PF	Disq	Pts	Avg
1966-67	Bos.	48	383	78	211	.370	42	62	.677	53	41	61	0	198	4.1

ERNIE BARRETT
Height—6-3

Kansas State
Weight—180

Yr	Team	G.	Min	FGA	FGM	Pct	FTA	FTM	Pct	Reb	As't	PF	Disq	Pts	Avg
1953-54	Bos.	59	641	191	60	.314	25	14	.560	100	55	116	2	134	2.3
1955-56	Bos.	72	1451	533	207	.388	118	93	.788	243	174	184	4	507	7.0
TOTAL		131	2092	724	267	.369	143	107	.748	343	229	300	6	641	4.9

MOE BECKER
Height—6-1

Duquesne
Weight—185

Yr	Team	G	Min	FGA	FGM	Pct	FTA	FTM	Pct	Reb	As't	PF	Disq	Pts	Avg
1946-47	Pitt Bos - Det	43	—	358	70	.196	44	22	.500	—	30	98	—	162	3.8

HENRY (HANK) BEENDERS
Height—6-6

Long Island U.
Weight—185

Yr	Team	G	Min	FGA	FGM	Pct	FTA	FTM	Pct	Reb	As't	PF	Disq	Pts	Avg
1948-49	Bos.	8	—	26	6	.214	9	7	.778	—	3	9	—	19	2.4

MICHAEL BLOOM
Height—6-6

Temple
Weight—190

Yr.	Team	G	Min	FGA	FGM	Pct	FTA	FTM	Pct	Reb	As't	PF	Disq	Pts	Avg
1947-48	Ba. Bos.	48	—	640	174	.272	229	160	.699	—	33	116	—	508	10.6

RON BONHAM
Height—6-5

Cincinnati
Weight—200

Yr	Team	G.	Min	FGA	FGM	Pct	FTA	FTM	Pct	Reb	As't	PF	Disq	Pts	Avg
1964-65	Bos.	37	369	220	91	.414	112	92	.821	78	19	33	0	274	7.4
1965-66	Bos.	39	312	207	76	.367	61	52	.852	35	11	29	0	204	5.2
TOTAL		76	681	427	167	.390	173	144	.836	113	30	62	0	478	6.3

HARRY BOYKOFF
Height—6-10

Yr.	Team	G	Min.	FGA	FGM.	Pct.	FTA	FTM.	Pct.	Reb.	As't.	PF.	Disq.	Pts.	Avg.
1947-48	Tol.	59	—	—	225	—	161	124	.770	—	—	219	—	574	9.7
1948-49	Wat.	61	—	—	289	—	263	189	.719	—	—	233	—	767	12.6
1949-50	Wat.	61	—	698	288	413	262	203	.775	—	149	229	—	779	12.8
1950-51	Bos Tri-C	48	—	336	126	.375	100	74	740	220	60	197	12	326	6.8
TOTAL		229		1034	928	400	786	590	.751	220	209	878	12	2446	10.7

St. John's (N.Y.)
Weight—227

ROBERT BRANNUM
Height—6-5

Yr	Team	G	Min	FGA	FGM.	Pct	FTA	FTM	Pct	Reb	As't	PF	Disq	Pts	Avg.
1948-49	She	64	—	—	169	—	271	169	.624	—	—	232	—	507	7.9
1949-50	She	59	—	718	234	326	355	245	690	—	205	279	—	713	12.1
1951-52	Bos	66	1324	404	149	.369	171	107	626	406	76	235	9	405	6.1
1952-53	Bos	71	1900	541	188	.348	185	110	595	537	147	287	17	486	6.8
1953-54	Bos	71	1729	453	140	.309	206	129	626	509	144	280	10	409	5.8
1954-55	Bos.	71	1623	465	176	.378	127	90	709	492	127	232	6	442	6.2
TOTAL		402	6576	2581	1056	344	1315	859	646	1944	699	1545	42	2962	7.4

Kentucky and Michigan State
Weight—215

CARL BRAUN
Height—6-5

Yr	Team	G	Min	FGA	FGM	Pct	FTA	FTM	Pct	Reb	As't	PF	Disq	Pts	Avg
1961-62	Bos.	49	414	207	78	377	27	20	741	50	71	49	0	176	3.6

Colgate
Weight—180

ALBERT BRIGHTMAN
Height—6-2

Yr.	Team	G	Min	FGA	FGM.	Pct	FTA	FTM.	Pct	Reb	As't	PF.	Disq.	Pts.	Avg.
1946-47	Bos	58	—	870	223	256	193	121	627	—	80	115	—	567	9.8

Morris Harvey
Weight—195

EMMETTE BRYANT
Height—6-1

Yr	Team	G	Min	FGA	FGM.	Pct.	FTA	FTM	Pct	Reb	As't	PF	Disq	Pts	Avg.
1968-69	Bos.	80	1388	488	137	404	100	65	.650	192	176	264	9	459	5.7
1969-70	Bos.	71	1617	520	210	404	161	135	.746	269	231	201	5	555	7.8

DePaul
Weight—175

ELBERT (AL) BUTLER
Height—6-2

Yr.	Team	G	Min	FGA	FGM.	Pct	FTA	FTM	Pct	Reb	As't	PF	Disq	Pts	Avg.
1961-62	Bos.	59	2008	756	350	463	183	131	716	342	203	154	0	831	14.1
1962-63	N.Y.	74	1488	676	297	439	187	144	770	160	156	145	3	738	10.0
1963-64	N.Y.	76	1379	616	260	422	187	138	738	168	157	167	3	658	8.7
1964-65	Balt.	25	172	73	24	329	15	11	733	21	12	25	0	59	2.4
TOTAL		234	5047	2121	931	439	562	424	.754	691	528	491	6	2286	9.8

Niagara
Weight—175

GENE CONLEY
Height—6-8

Yr	Team	G	Min.	FGA	FGM	Pct.	FTA	FTM	Pct	Reb	As't	PF.	Disq	Pts	Avg
1952-53	Bos	39	461	108	35	324	31	18	.581	171	19	74	1	88	2.3
1958-59	Bos	50	663	262	86	328	64	37	578	276	19	117	2	209	4.2
1959-60	Bos.	71	1330	539	201	373	114	76	667	590	32	270	10	478	6.7
1960-61	Bos.	75	1342	495	183	370	153	106	693	550	40	275	15	472	6.3
1962-63	N.Y.	70	1527	651	254	390	186	122	656	471	70	253	10	630	9.0
1963-64	N.Y.	46	551	189	74	392	65	44	677	156	21	124	2	192	4.2
TOTAL		351	5874	2244	833	.371	613	403	667	2214	201	1113	40	2069	5.9

Washington State
Weight—225

KEVIN (CHUCK) CONNORS**Height—6-7****Seton Hall****Weight—205**

Yr	Team	G.	Min	FGA	FGM	Pct	FTA	FTM	Pct	Reb.	As't	PF.	Disq.	Pts.	Avg.
1946-47	Bos	49	—	380	94	.247	84	39	.464	—	40	129	—	227	4.6
1947-48	Bos.	4	—	13	5	.385	3	2	.667	—	1	5	—	12	3.0
TOTAL		53	—	393	99	.252	87	41	.471	—	41	134	—	239	4.5

CHARLES (CHUCK) COOPER**Height—6-5****Duquesne****Weight—215**

Yr	Team	G	Min	FGA	FGM	Pct.	FTA	FTM	Pct	Reb	As't	PF	Disq.	Pts.	Avg.
1950-51	Bos	66	—	601	207	.344	267	201	.753	562	174	219	7	615	9.3
1951-52	Bos	66	1976	545	197	.361	201	149	.741	502	134	219	8	543	8.2
1952-53	Bos	70	1994	466	157	.337	190	144	.758	439	112	258	11	458	6.5
1953-54	Bos	70	1101	261	78	.299	116	78	.672	304	74	150	1	234	3.3
1954-55	Mill	70	1749	569	193	.339	249	187	.751	385	151	210	8	573	8.2
1955-56	Ftw	67	1144	308	101	.328	133	100	.752	239	80	140	0	302	4.5
TOTAL		409	7964	2750	933	.399	1156	859	.743	2431	734	1196	35	2725	6.7

MEL COUNTS**Height—7-0****Oregon State****Weight—230**

Yr.	Team	G.	Min.	FGA	FGM.	Pct.	FTA	FTM	Pct.	Reb.	As't	PF.	Disq.	Pts.	Avg.
1964-65	Bos	55	572	272	100	.368	74	58	.784	265	19	134	1	258	4.7
1965-66	Bos.	67	1021	549	221	.403	145	120	.826	432	50	207	5	562	8.4
TOTAL		122	1593	821	321	.386	219	178	.805	697	69	441	6	820	6.6

ROBERT COUSY**Height—6-1****Holy Cross****Weight—175**

Yr	Team	G.	Min.	FGA	FGM	Pct	FTA	FTM	Pct	Reb	As't	PF.	Disq.	Pts.	Avg.
1950-51	Bos	69	—	1138	401	.352	365	276	.756	474	341	185	2	1078	15.6
1951-52	Bos	66	2681	1388	512	.369	506	409	.808	421	441	190	5	1433	21.7
1952-53	Bos.	71	2945	1320	464	.352	587	479	.816	449	547	227	4	1407	19.8
1953-54	Bos.	72	2857	1262	486	.385	522	411	.787	394	518	201	3	1383	19.2
1954-55	Bos.	71	2747	1316	522	.397	570	460	.807	424	557	165	1	1504	21.2
1955-56	Bos.	72	2767	1223	440	.360	564	476	.844	492	642	206	2	1356	18.8
1956-57	Bos.	64	2364	1264	478	.378	442	363	.821	309	471	134	0	1319	20.6
1957-58	Bos.	65	2222	1262	445	.353	326	277	.850	322	463	136	1	1167	18.0
1958-59	Bos.	65	2403	1260	484	.384	385	329	.855	359	557	135	0	1297	20.0
1959-60	Bos	75	2588	1481	568	.383	403	319	.791	352	715	146	2	1455	19.4
1960-61	Bos.	76	2564	1382	513	.371	452	352	.779	331	591	196	0	1378	18.1
1961-62	Bos	75	2116	1181	462	.391	333	251	.754	261	584	135	0	1175	15.7
1962-63	Bos	76	1976	988	392	.397	298	219	.735	201	515	175	0	1003	13.2
TOTAL		917	30230	16465	6167	.375	5753	4621	.803	4789	6949	2231	20	16955	18.5

HERBERT CRISLER**Height—6-3****Did not attend college**

Yr	Team	G	Min	FGA	FGM	Pct	FTA	FTM	Pct	Reb	As't	PF	Disq.	Pts.	Avg.
1946-47	Bos.	4	—	6	2	.333	2	2	1.000	—	0	6	—	6	1.5

RICHARD DICKEY**Height—6-1****North Carolina State****Weight—175**

Yr	Team	G	Min	FGA	FGM	Pct	FTA	FTM	Pct	Reb	As't	PF	Disq.	Pts.	Avg.
1951-52	Bos	45	440	136	40	.294	69	47	.681	81	50	79	2	127	2.8

ROBERT DOLL**Height—6-5****Colorado****Weight—195**

Yr	Team	G.	Min	FGA	FGM	Pct	FTA	FTM	Pct	Reb.	As't	PF	Disq.	Pts.	Avg.
1946-47	St L.	60	—	788	194	.253	206	134	.650	—	22	167	—	522	8.7
1947-48	St L.	42	—	658	174	.264	148	98	.662	—	26	107	—	446	10.6
1948-49	D n.	9	—	—	16	—	30	13	.433	—	—	22	—	45	5.0
1948-49	Bos	47	—	438	145	.331	117	80	.694	—	117	118	—	370	7.9
1949-50	Bos.	47	—	347	120	.346	114	75	.658	—	108	117	—	315	6.7
TOTAL		205	—	2211	649	.286	615	400	.650	—	273	531	—	1698	8.3

ROBERT DONHAM
Height—6-2

Yr	Team	G	Min	FGA	FGM	Pct	FTA	FTM	Pct	Reb	As't	PF	Disq	Pts	Avg.
1950-51	Bos	68	—	298	151	507	229	114	498	235	139	179	3	416	6.1
1951-52	Bos	66	1980	413	201	487	293	149	509	330	228	223	9	551	8.3
1952-53	Bos	71	1435	353	169	479	240	113	471	239	153	213	8	451	6.4
1953-54	Bos	68	1451	315	141	448	213	118	554	267	186	235	11	400	5.9
TOTAL		274	4866	1379	662	480	975	494	507	1071	706	850	31	1818	6.7

Ohio State
Weight—190

ROBERT DUFFY
Height—6-4

Yr	Team	G	Min	FGA	FGM	Pct	FTA	FTM	Pct	Reb.	As't	PF	Disq	Pts.	Avg.
1946-47	Chl. - Bos.	17	—	32	7	.219	7	5	.714	—	0	17	—	19	1.1

Tulane
Weight—175

ANDREW DUNCAN
Height—6-6

Yr	Team	G	Min	FGA	FGM	Pct	FTA	FTM	Pct	Reb.	As't	PF	Disq	Pts	Avg.
1947-48	Roch	60	—	200	—	—	199	119	598	—	—	183	—	519	8.7
1948-49	Roch	55	—	391	162	414	135	83	615	—	51	179	—	407	7.4
1949-50	Roch	67	—	289	125	433	108	60	556	—	42	160	—	310	4.6
1950-51	Bos	14	—	40	7	175	22	15	682	30	8	27	0	29	2.1
TOTAL		196		720	494	408	464	277	597	30	101	549	0	1265	6.5

William & Mary
Weight—195

ED EHLERS
Height—6-3

Yr	Team	G	Min	FGA	FGM	Pct	FTA	FTM	Pct	Reb	As't	PF	Disq	Pts	Avg.
1947-48	Bos	40	—	417	104	.249	144	78	.542	—	44	92	—	286	7.2
1948-49	Bos	59	—	583	182	.312	225	150	.667	—	133	119	—	514	8.7
TOTAL		99	—	1000	286	.286	369	228	.618	—	177	211	—	800	8.1

Purdue
Weight—198

ROBERT ELIASON
Height—6-2

Yr.	Team	G.	Min.	FGA	FGM	Pct	FTA	FTM	Pct	Reb	As't	PF.	Disq	Pts.	Avg.
1946-47	Bos.	1	—	0	0	.000	0	0	.000	—	0	1	—	0	0.0

Hamline

WAYNE EMBRY
Height—6-8

Yr.	Team	G.	Min.	FGA	FGM	Pct	FTA	FTM	Pct	Reb	As't	PF	Disq.	Pts	Avg.
1958-59	Cin	68	1590	702	272	387	314	206	656	597	96	232	9	750	11.4
1959-60	Cin.	73	1594	690	303	439	325	167	514	692	83	226	1	773	10.6
1960-61	Cin.	78	2233	1015	458	451	331	221	668	864	127	286	7	1137	14.4
1961-62	Cin	75	2623	1210	564	466	516	356	690	977	182	286	6	1484	19.8
1962-63	Cin	76	2511	1165	534	458	515	343	667	936	177	286	7	1411	18.6
1963-64	Cin	80	2915	1213	556	458	417	271	650	925	113	325	7	1383	17.3
1964-65	Cin	74	2243	772	352	456	371	239	644	741	92	297	10	943	12.7
1965-66	Cin	80	1882	564	232	411	234	141	603	525	81	287	9	605	7.6
1966-67	Bos	72	729	359	147	409	144	82	569	294	42	137	0	376	5.2
1967-68	Bos	78	1088	483	193	400	185	109	589	321	52	174	1	495	6.3
TOTAL		753	19408	8173	3611	439	3352	2135	631	6862	1045	2536	57	9357	12.4

Miami (Ohio)
Weight—255

EUGENE ENGLUND
Height—6-5

Yr	Team	G	Min	FGA	FGM	Pct	FTA	FTM	Pct	Reb	As't.	PF.	Disq.	Pts.	Avg.
1949-50	Bos Tri C	46	—	274	104	.380	192	152	.792	—	41	187	—	360	7.8

Wisconsin
Weight—206

JOHN EZERSKY
Height—6-3

Yr	Team	G	Min	FGA	FGM	Pct	FTA	FTM	Pct	Reb	As't.	PF.	Disq.	Pts.	Avg.
1947-48	Tri-C.	—	—	—	—	—	—	—	—	—	—	—	—	—	—
1947-48	N.L.	5	—	—	9	—	7	5	.714	—	—	8	—	23	4.6
1947-48	Prov	25	—	376	95	.253	104	63	.606	—	16	62	—	253	10.1
1948-49	Prov Bos	—	—	—	—	—	—	—	—	—	—	—	—	—	—
1949-50	Bait Bos	56	—	407	128	.314	160	109	.681	—	67	98	—	365	6.5
1949-50	Bait Bos	54	—	487	143	.294	183	127	.694	—	86	139	—	413	7.6
TOTAL		140	—	1270	375	.288	454	304	.670	—	189	305	—	1054	7.5

Did not attend college
Weight—175

PHILIP FARBMAN
Height—6-2

Yr	Team	G	Min	FGA	FGM	Pct	FTA	FTM	Pct	Reb.	As't.	PF.	Disq.	Pts.	Avg.
1948-49	Phil Bos.	48	—	163	50	.307	81	55	.679	—	36	86	—	155	3.2

C.C.N.Y.
Weight—185

WILLIAM FENLEY

Height—6-3

Yr	Team	G	Min	FGA	FGM	Pct	FTA	FTM	Pct	Reb	As't	PF	Disq	Pts	Avg
1946-47	Bos.	23	—	138	31	.225	45	23	.511	—	16	59	—	85	3.7

Manhattan

Weight—190

JACK FOLEY

Height—6-3

Yr	Team	G	Min	FGA	FGM	Pct	FTA	FTM	Pct	Reb	As't	PF	Disq	Pts	Avg
1962-63	Bos. - N.Y.	11	86	52	20	.385	15	13	.867	16	5	8	0	53	4.8

Holy Cross

Weight—185

JACK GARFINKLE

Height—6-0

Yr	Team	G	Min	FGA	FGM	Pct	FTA	FTM	Pct	Reb	As't	PF	Disq	Pts	Avg
1946-47	Bos.	40	—	304	81	.266	28	17	.607	—	58	62	—	179	4.5
1947-48	Bos.	43	—	380	114	.300	46	35	.761	—	59	78	—	263	6.1
1948-49	Bos.	9	—	70	12	.171	14	10	.714	—	17	19	—	34	3.8
TOTAL		92		754	207	.275	88	62	.705		134	159		476	5.2

St. John's (N.Y.)

Weight—190

WARD GIBSON

Height—6-5

Yr	Team	G	Min	FGA	FGM	Pct	FTA	FTM	Pct	Reb	As't	PF	Disq	Pts	Avg
1948-49	Tri-C	63	—	—	293	—	321	233	.695	—	—	180	—	809	12.8
1949-50	Bos. - Wat.	32	—	195	67	.344	64	42	.656	—	37	106	—	176	5.5
TOTAL		95		195	360	.344	385	265	.688	—	37	286		985	10.4

Creighton

Weight—198

CLARENCE GLOVER

Height—6-8

Yr.	Team	G	Min	FGM-A	Pct.	FTM-A.	Pct.	Reb	As't	PF.	Pts.	Avg.
1971-72	Bos.	25	119	25- 55	.455	15- 32	.469	46	4	26	65	2.6

Western Kentucky

Weight—210

MAL GRAHAM

Height—6-1

Yr	Team	G	Min	FGA	FGM	Pct	FTA	FTM	Pct	Reb	As't	PF	Disq	Pts	Avg
1967-68	Bos.	48	786	272	117	.430	88	56	.636	94	61	123	0	290	6.0
1968-69	Bos.	22	103	55	13	.236	14	11	.786	24	14	27	0	37	1.7
TOTAL		70	889	327	130	.398	102	67	.657	118	75	150	0	327	4.7

New York University

Weight—185

WYNDOL GRAY

Height—6-1

Yr	Team	G	Min	FGA	FGM	Pct	FTA	FTM	Pct	Reb	As't	PF	Disq	Pts	Avg
1946-47	Bos.	55	—	476	139	.292	124	72	.581	—	47	105	—	350	6.4
1947-48	Prov. - Der.	12	—	37	6	.162	4	1	.250	—	3	16	—	13	1.1
TOTAL		67		513	145	.283	128	73	.570		50	121		363	5.4

Harvard and Bowling Green

Weight—175

SIHUGO GREEN

Height—6-2

Yr	Team	G	Min	FGA	FGM	Pct	FTA	FTM	Pct	Reb	As't	PF	Disq	Pts	Avg
1965-66	Bos.	10	92	31	12	.387	16	8	.500	11	9	18	0	32	3.2

Duquesne

Weight—185

EUGENE GUARILIA

Height—6-5

Yr	Team	G	Min	FGA	FGM	Pct	FTA	FTM	Pct	Reb	As't	PF	Disq	Pts	Avg
1959-60	Bos.	25	154	58	37	.643	41	29	.707	85	18	57	1	145	5.8
1960-61	Bos.	25	199	94	38	.404	10	3	.300	61	5	28	0	79	3.2
1961-62	Bos.	46	367	161	61	.379	64	41	.641	124	11	56	0	163	3.5
1962-63	Bos.	11	83	38	11	.289	11	4	.364	14	2	5	0	26	2.4
TOTAL		130	1072	447	168	.376	126	77	.611	284	36	146	0	413	3.2

George Washington

Weight—220

CHARLES HALBERT Height—6-9

Yr	Team	G	Min	FGA	FGM	Pct	FTA	FTM	Pct	Reb	As't	PF	Disq	Pts	Avg
1946-47	Ch	61	—	915	280	306	356	213	598	—	46	161	—	773	12.7
1947-48	Ch Ph	46	—	605	156	258	220	140	636	—	32	126	—	452	9.8
1948-49	Bo Pr	60	—	647	202	312	345	214	620	—	113	175	—	618	10.3
1949-50	W. Sh	68	—	284	108	380	175	112	640	—	89	136	—	328	4.8
1950-51	W B	68	—	449	164	365	248	172	694	539	158	216	7	500	7.4
TOTAL		303		2900	910	314	1344	851	633	539	438	514	7	2671	8.8

West Texas Weight—225

CECIL HANKINS Height—6-1

Yr	Team	G	Min	FGA	FGM	Pct	FTA	FTM	Pct	Reb	As't	PF	Disq	Pts	Avg
1946-47	St l	55	—	391	117	299	150	90	600	—	14	49	—	324	5.9
1947-48	Bos	25	—	116	23	198	35	24	686	—	8	28	—	70	2.8
TOTAL		80		507	140	.276	185	114	616		22	77		394	4.9

Oklahoma State Weight—175

ROBERT HARRIS Height—6-7

Yr	Team	G	Min	FGA	FGM	Pct	FTA	FTM	Pct	Reb	As't	PF	Disq	Pts	Avg
1949-50	Fow	62	—	465	168	361	223	140	628	—	129	190	—	476	7.7
1950-51	Fow														
	Bos	56	—	295	98	332	127	86	677	291	64	157	4	282	5.0
1951-52	Bos	66	1899	463	190	410	209	134	641	531	120	194	5	514	7.8
1952-53	Bos	70	1971	459	192	418	226	133	588	485	95	238	6	517	7.4
1953-54	Bos	71	1898	409	156	381	172	108	628	517	94	224	8	420	5.9
TOTAL		325	5768	2091	804	384	957	601	628	1824	502	1003	23	2709	8.8

Oklahoma State Weight—195

JOHN HAZEN Height—6-7

Yr	Team	G	Min	FGA	FGM	Pct	FTA	FTM	Pct	Reb	As't	PF	Disq	Pts	Avg
1948-49	Bos	6	—	17	6	353	7	6	857	—	3	10	—	18	3.0

Indiana State Weight—218

THOMAS HEINSOHN Height—6-7

Yr	Team	G	Min	FGA	FGM	Pct	FTA	FTM	Pct	Reb	As't	PF	Disq	Pts	Avg
1956-57	Bos	72	2150	1123	446	397	343	271	790	705	117	304	12	1163	16.2
1957-58	Bos	69	2206	1226	468	382	394	294	746	705	125	274	6	1230	17.8
1958-59	Bos	66	2089	1192	465	390	351	312	798	638	164	271	11	1242	18.8
1959-60	Bos	75	2420	1590	673	423	386	283	734	794	171	275	8	1629	21.7
1960-61	Bos	74	2306	1660	627	376	424	325	766	732	141	260	5	1579	21.3
1961-62	Bos	78	2382	1613	692	429	437	358	819	747	165	280	2	1742	22.3
1962-63	Bos	77	2004	1290	550	426	407	340	835	569	95	267	4	1440	18.7
1963-64	Bos	76	2040	1223	487	398	342	283	827	460	183	268	3	1257	16.5
1964-65	Bos	67	1706	954	365	383	229	182	795	399	157	252	5	912	13.6
TOTAL		654	19303	11871	4773	402	3353	2648	790	5749	1318	2451	56	12194	18.6

Holy Cross Weight—218

DIXON (DICK) HEMRIC Height—6-6

Yr	Team	G	Min	FGA	FGM	Pct	FTA	FTM	Pct	Reb	As't	PF	Disq	Pts	Avg
1955-56	Bos	71	1329	400	161	403	273	177	648	399	60	142	2	499	7.0
1956-57	Bos	67	1055	317	109	344	210	146	695	304	42	98	0	364	5.4
TOTAL		138	2384	717	270	377	483	323	669	703	102	240	2	863	6.3

Wake Forest Weight—220

CLARENCE (KLEGGIE) HERMSEN Height—6-9

Yr	Team	G	Min	FGA	FGM	Pct	FTA	FTM	Pct	Reb	As't	PF	Disq	Pts	Avg	
1946-47	C'e															
	Tor	32	—	394	113	287	112	71	634	—	00	000	—	297	9.3	
1947-48	Bal	48	—	765	212	277	227	151	655	—	48	000	—	575	12.0	
1948-49	Wash	60	—	794	248	312	311	212	682	—	99	257	—	708	11.8	
1949-50	Ch	67	—	615	196	319	247	153	619	—	98	267	—	545	8.1	
1950-51	Tr C															
	Bos	71	—	644	189	293	237	155	654	448	92	261	8	533	7.5	
1952-53	Bos.															
	Ind	10	62	31	4	.129	5	3	.600	19	4	18	0	11	1.1	
TOTAL		288		62	3243	962	297	1139	745	654	467	366	1043	8	2669	9.3

Minnesota Weight—235

SIDNEY (SONNY) HERTZBERG**C.C.N.Y.****Height—6-0****Weight—176**

Yr	Team	G	Min	FGA	FGM	Pct	FTA	FTM	Pct	Reb	As't	PF	Disq	Pts	Avg
1946-47	N.Y.	59	—	695	201	.289	149	113	.758	—	37	109	—	515	8.7
1947-48	N.Y.														
	Wash.	41	—	414	110	.266	73	58	.795	—	23	61	—	278	6.8
1948-49	Wash	60		541	154	.285	164	134	.817		114	140		442	7.4
1949-50	Bos	68		865	275	.318	191	143	.749		200	153		693	10.2
1950-51	Bos	65	—	651	206	.316	270	223	.826	260	244	156	4	635	9.8
TOTAL		293	—	3166	946	.299	847	671	.792	260	618	619	4	2563	8.7

JACK HEWSON**Temple****Height—6-6****Weight—195**

Yr	Team	G	Min	FGA	FGM	Pct	FTA	FTM	Pct	Reb	As't	PF	Disq	Pts	Avg
1947-48	Bos.	24	—	89	22	.247	30	21	.700	—	1	38	—	65	2.7

MEL HIRSCH**Brooklyn College****Height—5-8****Weight—165**

Yr	Team	G	Min	FGA	FGM	Pct	FTA	FTM	Pct	Reb	As't	PF	Disq	Pts	Avg
1946-47	Bos	13	—	45	9	.200	2	1	.500	—	10	18	—	19	1.5

CHARLES HOEFER**Hofstra****Height—5-9****Weight—158**

Yr	Team	G	Min	FGA	FGM	Pct	FTA	FTM	Pct	Reb	As't	PF	Disq	Pts	Avg
1946-47	Tor -														
	Bos.	58	—	514	130	.253	139	91	.655	—	33	142	—	351	6.1
1947-48	Bos	7		19	3	.158	8	4	.500		3	17		10	1.4
TOTAL		65	—	533	133	.251	147	95	.648	—	36	159	—	361	5.6

ROBERT HOUBREGS**Washington****Height—6-8****Weight—225**

Yr	Team	G	Min	FGA	FGM	Pct	FTA	FTM	Pct	Reb	As't	PF	Disq	Pts	Avg
1953-54	Mil -														
	Bal	70	1970	562	209	.372	266	190	.714	375	123	209	2	608	8.7
1954-55	Bal - Bos.														
	Ft W	64	1326	386	148	.383	182	129	.709	297	86	180	5	425	6.6

BAILEY HOWELL**Mississippi State****Height—6-7****Weight—220**

Yr	Team	G	Min	FGA	FGM	Pct	FTA	FTM	Pct	Reb	As't	PF	Disq	Pts	Avg
1966-67	Bos	81	2503	1242	636	.512	471	349	.741	677	103	296	4	1621	20.0
1967-68	Bos	82	2801	1336	643	.481	461	335	.727	805	133	285	4	1621	19.8
1968-69	Bos	78	2527	1257	612	.487	426	313	.735	685	137	285	3	1537	19.7
1969-70	Bos	82	2078	931	399	.429	308	235	.763	550	120	261	4	1033	12.6

JOHN JANISH**Valparaiso****Height—6-2****Weight—200**

Yr	Team	G	Min	FGA	FGM	Pct	FTA	FTM	Pct	Reb	As't	PF	Disq	Pts	Avg
1947-48	Bos.														
	Prov.	10	—	50	14	.280	16	9	.563	—	2	5	—	37	3.7

RICH JOHNSON**Grambling****Height—6-9****Weight—210**

Yr	Team	G	Min	FGA	FGM	Pct	FTA	FTM	Pct	Reb	As't	PF	Disq	Pts	Avg
1968-69	Bos	31	163	29	76	.382	11	23	.478	57	7	40		69	2.2
1969-70	Bos	65	898	167	161	.462	46	70	.657	208	32	155		380	5.0
1970-71	Bos	1	13	4	5	.800	0	0	.000	5	0	3		8	8.0
TOTAL		97	1074	200	442	.452	57	93	.613	265	39	198		457	4.7

JOHNNY JONES**Los Angeles State****Height—6-7****Weight—210**

Yr	Team	G	Min	FGA	FGM	Pct	FTA	FTM	Pct	Reb	As't	PF	Disq	Pts	Avg
1967-68	Bos.	51	475	253	86	.340	68	42	.618	114	26	60	0	214	4.2

K. C. JONES
Height—6-0

SAN FRANCISCO
Weight—195

Yr	Team	G	Min	FGA	FGM	Pct	FTA	FTM	Pct	Reb	As't	PF	Disq	Pts	Avg
1958-59	Bos.	49	609	192	65	.339	58	41	.603	127	70	58	0	171	3.5
1959-60	Bos	74	1274	414	169	408	170	128	752	199	189	109	1	466	6.3
1960-61	Bos	78	1607	601	203	337	320	186	581	279	253	200	3	592	7.6
1961-62	Bos	79	2023	707	289	409	231	145	628	291	339	204	2	723	9.1
1962-63	Bos	79	1945	591	230	389	177	112	633	263	317	221	3	572	7.2
1963-64	Bos	80	2424	722	283	392	168	88	524	372	407	253	0	654	8.2
1964-65	Bos	78	2434	639	253	396	227	143	630	318	437	263	5	649	8.3
1965-66	Bos	80	2710	619	240	388	303	209	690	304	503	243	4	689	8.6
1966-67	Bos	78	2446	459	182	397	189	119	630	239	389	273	7	483	6.2
TOTAL		675	17472	4944	1914	387	1853	1171	632	2392	2904	1825	25	4999	7.4

SAM JONES
Height—6-4

North Carolina College
Weight—198

Yr	Team	G	Min	FGA	FGM	Pct	FTA	FTM	Pct	Reb	As't	PF	Disq	Pts	Avg
1957-58	Bos	56	594	233	100	.429	84	60	.714	160	37	42	0	280	4.6
1958-59	Bos	71	1466	703	305	.434	196	151	.770	428	101	102	0	761	10.7
1959-60	Bos	74	1512	782	355	.454	220	168	.764	375	125	101	1	878	11.9
1960-61	Bos	78	2126	1062	474	.446	267	210	.786	423	209	149	1	1158	14.8
1961-62	Bos	78	2384	1283	589	.459	297	239	.805	470	234	150	0	1417	18.2
1962-63	Bos	76	2323	1305	621	.476	324	257	.793	396	241	162	1	1499	19.7
1963-64	Bos	76	2389	1359	612	.450	314	249	.792	349	202	192	1	1473	19.4
1964-65	Bos	80	2885	1818	821	.452	522	428	.820	411	233	176	0	2070	25.9
1965-66	Bos	68	2155	1335	626	.469	407	325	.799	347	216	170	0	1577	23.2
1966-67	Bos	72	2325	1406	638	.454	371	318	.857	338	217	191	1	1594	22.1
1967-68	Bos	73	2408	1348	621	.461	376	311	.827	357	216	181	0	1553	21.3
1968-69	Bos	70	1820	1103	496	.450	189	148	.783	265	182	121	0	1140	16.3
Total		872	24387	13737	6258	453	3567	2864	792	4319	2203	1737	5	15380	17.6

GEORGE KAFTAN
Height—6-3

Holy Cross
Weight—190

Yr	Team	G	Min	FGA	FGM	Pct	FTA	FTM	Pct	Reb	As't	PF	Disq	Pts	Avg
1948-49	Bos.	21	—	315	116	.368	115	72	.626	—	61	28	—	304	14.5
1949-50	Bos	55	—	535	199	.372	208	136	.654	—	145	92	—	534	9.7

TONY KAPPEN
Height—5-10

Did not attend college
Weight—175

Yr	Team	G	Min	FGA	FGM	Pct	FTA	FTM	Pct	Reb.	As't	PF	Disq	Pts.	Avg
1946-47	Pitt. Bos	59	—	537	128	.238	161	128	.795	—	28	78	—	384	6.5

GERALD KELLEY
Height—6-2

John Marshall
Weight—185

Yr	Team	G	Min.	FGA	FGM	Pct	FTA	FTM	Pct	Reb	As't	PF	Disq	Pts	Avg.
1946-47	Bos	43	—	313	91	.291	111	74	.667	—	21	128	—	256	6.0

THOMAS KELLEY
Height—6-2

New York University
Weight—172

Yr	Team	G	Min	FGA	FGM	Pct	FTA	FTM	Pct	Reb	As't	PF	Disq	Pts.	Avg
1948-49	Bos	27	—	218	73	.335	73	45	.616	—	38	73	—	191	7.1

THOMAS (TOBY) KIMBALL
Height—6-8

U. Connecticut
Weight—215

Yr	Team	G	Min	FGA	FGM	Pct	FTA	FTM	Pct	Reb	As't	PF	Disq	Pts	Avg
1966-67	Bos	38	222	35	97	.361	27	40	.675	146	13	42	0	97	2.6

MAURICE KING
Height—6-3

Kansas
Weight—195

Yr	Team	G	Min	FGA	FGM	Pct	FTA	FTM	Pct	Reb	As't	PF	Disq	Pts	Avg
1959-60	Bos.	1	19	8	5	.625	1	0	.000	4	2	3	0	10	10.0

ROBERT KINNEY
Height—6-6

Rice
Weight—195

Yr	Team	G	Min	FGA	FGM	Pct	FTA	FTM	Pct	Reb.	As't	PF	Disq	Pts.	Avg
1948-49	Ft.W.	—	—	—	—	—	—	—	—	—	—	—	—	—	—
1949-50	Bos	58	—	495	161	.325	234	136	.581	—	77	224	—	458	7.9
1949-50	Bos	60	—	621	233	.375	320	201	.628	—	100	251	—	667	11.0

HAROLD KOTTMAN
Height—6-8

Culver-Stockton
Weight—220

Yr	Team	G	Min.	FGA	FGM	Pct	FTA	FTM	Pct	Reb	As't.	PF	Disq.	Pts.	Avg
1946-47	Bos	53	—	188	59	.314	101	47	.465	—	17	58	—	165	3.1

FRANK KUDELKA
Height—6-2

1950-51	Wash Bos	62	—	518	179	.346	119	83	697	158	105	211	8	441	7 1
---------	-------------	----	---	-----	-----	------	-----	----	-----	-----	-----	-----	---	-----	-----

St. Mary's (Calif.)
Weight—193

TONY LAVELLI
Height—6-3

Yr	Team	G	Min	FGA	FGM	Pct	FTA	FTM	Pct	Reb	As't	PF	Disq	Pts	Avg
1949-50	Bos.	56	—	436	162	.372	197	166	.853	—	40	107	—	492	8.8

Yale

Weight—185

ED LEEDE
Height—6-3

Yr	Team	G	Min.	FGA	FGM	Pct	FTA	FTM	Pct	Reb	As't	PF	Disq	Pts	Avg
1949-50	Bos.	64	—	507	174	.343	316	223	.706	—	130	167	—	571	8.9
1950-51	Bos.	57	—	370	119	.322	189	140	.741	118	95	144	3	378	6.6
TOTAL		121	—	877	293	.334	505	363	.719	118	225	311	3	949	7.8

Dartmouth
Weight—185

JAMES LOSCUTOFF
Height—6-5

Yr	Team	G.	Min.	FGA	FGM	Pct	FTA	FTM	Pct	Reb	As't	PF	Disq	Pts	Avg
1955-56	Bos.	71	1582	628	226	.360	207	139	.671	622	65	213	4	591	8.3
1956-57	Bos.	70	2220	888	306	.345	187	132	.706	730	89	244	5	744	10.6
1957-58	Bos.	5	56	31	11	.355	3	1	.333	20	1	8	0	23	4.6
1958-59	Bos.	66	1680	686	242	.353	84	62	.738	420	60	285	15	546	8.3
1959-60	Bos.	28	536	205	86	.322	36	22	.611	108	12	108	6	154	5.5
1960-61	Bos.	76	1180	497	154	.310	79	50	.633	295	29	240	4	358	4.7
1961-62	Bos.	79	1046	519	188	.362	84	45	.536	329	51	185	3	421	5.3
1962-63	Bos.	64	607	251	94	.375	42	22	.524	157	25	126	1	210	3.3
1963-64	Bos.	53	451	182	56	.308	31	18	.581	131	25	90	1	130	2.5
TOTAL		512	9358	3887	1343	.346	753	491	.652	2812	357	1499	39	3177	6.2

Oregon
Weight—230

CLYDE LOVELLETTE
Height—6-9

Yr	Team	G	Min	FGA	FGM	Pct.	FTA	FTM	Pct	Reb.	As't.	PF.	Disq.	Pts.	Avg.
1953-54	Minn	72	1255	560	237	.423	164	114	.695	419	51	210	2	588	8.2
1954-55	Minn	70	2361	1192	519	.435	398	273	.686	802	100	262	6	1311	18.7
1955-56	Minn	71	2518	1370	594	.434	469	338	.721	992	164	245	5	1526	21.5
1956-57	Minn	69	2492	1348	574	.426	399	286	.717	932	139	251	4	1434	20.8
1957-58	Cinn	71	2589	1540	679	.441	405	301	.743	862	134	236	3	1659	23.4
1958-59	St. L.	70	1599	885	402	.454	250	205	.820	605	91	216	1	1009	14.4
1959-60	St. L.	68	1953	1174	550	.468	385	316	.821	721	127	248	6	1416	20.8
1960-61	St. L.	67	2111	1321	599	.453	319	273	.856	687	172	246	4	1471	22.0
1961-62	St. L.	40	1192	724	341	.471	187	155	.829	350	68	136	4	837	20.9
1962-63	Bos.	61	568	366	161	.440	98	73	.745	177	29	137	0	395	6.5
1963-64	Bos.	45	437	305	128	.420	57	45	.789	126	24	100	0	301	6.5
TOTAL		704	19075	10785	4784	.444	3131	2379	.760	6673	1099	2287	35	11947	17.0

Kansas
Weight—235

AL LUCAS
Height—6-3

Yr	Team	G.	Min	FGA	FGM	Pct.	FTA	FTM	Pct	Reb.	As't.	PF.	Disq.	Pts.	Avg.
1948-49	Bos.	2	—	3	1	.333	0	0	.000	—	2	0	—	2	1.0

Fordham
Weight—195

EDWARD MACAULEY
Height—6-8

Yr	Team	G	Min	FGA	FGM	Pct	FTA	FTM	Pct.	Reb	As't	PF	Disq	Pts	Avg
1949-50	St. L.	67	—	882	351	.398	528	379	.718	—	200	221	—	1081	16.1
1950-51	Bos.	68	—	985	459	.466	614	466	.759	616	252	205	—	1384	20.4
1951-52	Bos.	66	2631	888	384	.432	621	496	.799	529	232	174	0	1264	19.2
1952-53	Bos.	69	2902	997	451	.452	667	500	.750	629	280	188	0	1402	20.3
1953-54	Bos.	71	2792	950	462	.486	554	420	.758	571	271	168	1	1344	18.9
1954-55	Bos.	71	2706	951	403	.424	558	442	.792	600	275	171	0	1248	17.6
1955-56	Bos.	71	2354	995	420	.422	504	400	.794	422	211	158	2	1240	17.5
1956-57	St. L.	72	2582	987	414	.419	479	359	.749	440	202	206	2	1187	16.5
1957-58	St. L.	72	1908	879	376	.428	369	267	.723	478	143	156	2	1019	14.2
1958-59	St. L.	14	196	75	22	.293	35	21	.600	40	13	20	1	65	4.6
TOTAL		641	18071	8589	3742	.436	4929	3750	.761	4325	2079	1667	12	11234	17.5

St. Louis U.
Weight—190

JOHN MAHNKEN

Height—6-8

Georgetown

Weight—220

Yr	Team	G.	Min.	FGA	FGM	Pct	FTA	FTM	Pct	Reb	As't	PF	Disq	Pts.	Avg
1945-46	Roch N L	16	—	—	50	—	38	23	605	—	—	56	—	123	7.7
1946-47	Wash	60	—	876	223	255	163	111	681	—	60	181	—	557	9.3
1947-48	Wash	48	—	526	131	249	88	54	614	—	31	151	—	316	6.6
1948-49	Bat Ft W	57	—	830	215	259	167	104	623	—	125	215	—	534	9.4
1949-50	Ft W Bos	62	—	495	132	267	115	77	670	—	108	231	—	341	5.5
1950-51	Bos Ind	58	—	351	111	316	70	45	643	219	77	164	6	267	4.6
1951-52	Bos	60	581	227	78	344	43	26	605	132	63	91	2	182	3.0
1952-53	Bos	69	771	252	78	302	56	39	696	182	75	110	1	191	2.8
TOTAL		430	1352	3557	1016	.272	740	479	647	533	539	1199	9	2511	5.8

FRANCIS (MO) MAHONEY

Height—6-0

Brown

Weight—205

Yr.	Team	G.	Min.	FGA	FGM	Pct.	FTA	FTM	Pct.	Reb	As't	PF	Disq	Pts.	Avg.
1952-53	Bos.	8	34	10	4	.400	5	4	.800	7	1	7	0	12	2.0
1953-54	Bos.	2	11	2	0	.000	0	0	.000	2	1	0	0	0	0.0
TOTAL		8	45	12	4	.333	5	4	.800	9	2	7	0	12	1.5

SAUL MARIASCHIN

Height—5-11

Harvard

Weight—165

Yr.	Team	G.	Min.	FGA	FGM	Pct	FTA	FTM	Pct	Reb.	As't	PF	Disq	Pts.	Avg.
1947-48	Bos.	43	—	463	125	.270	117	83	.709	—	60	121	—	333	7.7

JOHN MCCARTHY

Height—6-1

Canisius

Weight—185

Yr	Team	G.	Min.	FGA	FGM	Pct.	FTA	FTM	Pct.	Reb.	As't	PF	Disq.	Pts.	Avg.
1956-57	Roch	72	1560	460	173	.376	193	130	.674	201	107	130	0	476	6.6
1958-59	Cinn	47	1827	657	245	.373	174	116	.667	227	225	158	4	606	12.9
1959-60	St. L.	75	2383	730	240	.329	226	149	.659	301	328	233	3	629	8.4
1960-61	St. L.	79	2523	746	266	.356	226	122	.540	265	430	271	7	654	8.3
1961-62	St. L.	15	333	73	18	.246	27	12	.444	56	70	50	1	48	3.2
1963-64	Bos.	28	206	48	16	.333	13	5	.385	35	24	42	0	37	1.3
TOTAL		316	8832	2714	958	.353	859	534	.622	1085	1164	884	15	2450	7.8

HORACE (BONES) MCKINNEY

Height—6-6

North Carolina

Weight—187

Yr	Team	G.	Min.	FGA	FGM	Pct	FTA	FTM	Pct	Reb.	As't.	PF.	Disq.	Pts.	Avg.
1946-47	Wash	58	—	987	275	279	210	145	.690	—	69	162	—	695	12.0
1947-48	Wash	43	—	680	182	268	188	121	.644	—	36	176	—	485	11.3
1948-49	Wash	57	—	801	263	328	279	197	.706	—	114	216	—	723	12.7
1949-50	Wash.	53	—	631	187	296	152	118	.776	—	88	185	—	492	9.3
1950-51	Wash. Bos	44	—	327	102	.312	81	58	.716	198	85	136	6	262	6.0
1951-52	Bos	63	1083	418	136	.325	80	65	.813	175	111	148	4	337	5.3
TOTAL		318	1083	3844	1145	.298	990	704	.711	373	503	1023	10	2994	9.4

RICHARD MEHEN

Height—6-6

Tennessee

Weight—195

Yr	Team	G.	Min.	FGA	FGM	Pct	FTA	FTM	Pct	Reb.	As't.	PF.	Disq.	Pts.	Avg.
1947-48	Tol	57	—	—	151	—	125	85	.680	—	—	95	—	387	6.8
1948-49	Wat	61	—	—	306	—	311	208	.669	—	—	195	—	820	13.4
1949-50	Wat	62	—	826	347	.420	281	198	.705	—	191	203	—	892	14.4
1950-51	Bal Bos	—	—	—	—	—	—	—	—	—	—	—	—	—	—
1951-52	Ft W Mil	66	—	532	192	.361	123	90	.732	223	188	149	4	474	7.2
1951-52	Mil	65	2294	824	293	.356	167	117	.701	282	171	209	10	703	10.8
TOTAL		311	2294	2182	1289	.381	1007	698	.693	505	550	851	14	3276	10.5

EDWARD MIKAN**Height—6-8****DePaul****Weight—230**

Yr.	Team	G.	Min.	FGA.	FGM.	Pct.	FTA.	FTM.	Pct.	Reb.	As't.	PF.	Disq.	Pts.	Avg.
1946-49	Chi.	60	—	729	229	.314	183	136	.743	—	62	191	—	594	9.9
1949-50	Chi.	—	—	—	—	—	—	—	—	—	—	—	—	—	—
	Roch.	65	—	321	89	.277	120	92	.767	—	42	143	—	270	4.2
1950-51	Roch.	—	—	—	—	—	—	—	—	—	—	—	—	—	—
	Phil.	61	—	556	193	.347	189	137	.725	344	63	194	6	523	8.6
1951-52	Phil.	66	1781	571	202	.354	148	116	.784	492	87	252	7	520	7.9
1952-53	Phil.	—	—	—	—	—	—	—	—	—	—	—	—	—	—
	Ind.	62	927	292	78	.267	98	79	.806	237	39	124	0	235	3.8
1953-54	Bos.	9	71	24	8	.333	9	5	.556	20	3	15	0	21	2.3
TOTAL		323	2779	2493	799	.320	747	565	.756	1093	296	919	13	2163	6.7

MARK MINOR**Height—6-5****Ohio State****Weight—210**

Yr.	Team	G.	Min.	FGM-A.	Pct.	FTM-A.	Pct.	Reb.	As't.	PF.	Pts.	Avg.
1972-73	Bos.	4	20	1-4	.250	3-4	.750	4	2	5	5	1.3

REX MORGAN**Height—6-5****Jacksonville****Weight—190**

Yr.	Team	G.	Min.	FGM-A.	Pct.	FTM-A.	Pct.	Reb.	As't.	PF.	Pts.	Avg.
1970-71	Bos.	34	266	41-102	.402	35-54	.648	61	22	58	117	3.4
1971-72	Bos.	28	150	16-50	.320	23-31	.742	30	17	34	55	2.0
Total		62	416	57-152	.375	58-85	.682	91	39	92	172	2.8

DWIGHT (RED) MORRISON**Height—6-8****Idaho****Weight—215**

Yr.	Team	G.	Min.	FGA.	FGM.	Pct.	FTA.	FTM.	Pct.	Reb.	As't.	PF.	Disq.	Pts.	Avg.
1954-55	Bos.	71	1227	284	120	.423	115	72	.626	451	82	222	10	312	4.4
1955-56	Bos.	71	910	240	89	.371	89	44	.494	345	53	159	5	222	3.1
1957-58	St. L.	13	79	26	9	.346	4	3	.750	26	0	12	0	21	1.6
TOTAL		155	2216	550	218	.396	208	119	.572	822	135	393	15	555	3.6

JOSEPH MULLANEY**Height—6-0****Holy Cross**

Yr.	Team	G.	Min.	FGA.	FGM.	Pct.	FTA.	FTM.	Pct.	Reb.	As't.	PF.	Disq.	Pts.	Avg.
1949-50	Bos.	37	—	70	9	.129	15	12	.800	—	52	30	—	30	0.8

GEORGE MUNROE**Height—5-11****Dartmouth**

Yr.	Team	G.	Min.	FGA.	FGM.	Pct.	FTA.	FTM.	Pct.	Reb.	As't.	PF.	Disq.	Pts.	Avg.
1946-47	St. L.	59	—	623	164	.263	133	86	.647	—	17	19	—	414	7.0
1947-48	Bos.	21	—	91	27	.297	26	17	.654	—	3	20	—	71	3.4
TOTAL		80		714	191	.268	159	103	.648		20	111		485	6.1

RICHARD MURPHY**Height—6-1****Manhattan****Weight—175**

Yr.	Team	G.	Min.	FGA.	FGM.	Pct.	FTA.	FTM.	Pct.	Reb.	As't.	PF.	Disq.	Pts.	Avg.
1946-47	N.Y.	31	—	75	15	.200	9	4	.444	—	8	15	—	34	1.1

WILLIE NAULLS**Height—6-6****U.C.L.A.****Weight—225**

Yr.	Team	G.	Min.	FGA.	FGM.	Pct.	FTA.	FTM.	Pct.	Reb.	As't.	PF.	Disq.	Pts.	Avg.
1956-57	St. L.	—	—	—	—	—	—	—	—	—	—	—	—	—	—
	N.Y.	71	1778	820	293	.357	195	132	.677	617	84	186	1	718	10.1
1957-58	N.Y.	68	2369	1189	472	.397	344	284	.826	799	97	220	4	1228	18.1
1958-59	N.Y.	68	2061	1072	405	.378	311	258	.830	723	102	213	8	1008	15.7
1959-60	N.Y.	65	2250	1286	551	.428	342	286	.836	921	138	214	4	1388	21.4
1960-61	N.Y.	79	2976	1723	737	.428	456	372	.816	1055	191	268	5	1846	23.4
1961-62	N.Y.	75	2978	1798	747	.415	455	383	.842	867	192	264	6	1877	25.0
1962-63	N.Y.	—	—	—	—	—	—	—	—	—	—	—	—	—	—
	S.F.	70	1901	887	370	.417	207	166	.802	515	102	207	3	966	12.9
1963-64	Bos.	78	1409	769	321	.417	157	125	.796	355	65	200	0	767	9.8
1964-65	Bos.	71	1465	786	302	.384	176	143	.813	336	72	225	5	747	10.5
1965-66	Bos.	71	1433	815	328	.402	131	104	.794	319	72	197	4	760	10.7
TOTAL		716	20620	11145	4526	.406	2774	2253	.812	6507	1115	2214	40	11305	15.8

JACK NICHOLS

Height—6-7

Washington

Weight—230

Yr	Team	G	Min	FGA	FGM	Pct	FTA	FTM	Pct	Reb	As't	PF	Disq	Pts	Avg
1948-49	Wash.	34		392	153	.390	126	92	.730	—	56	118		398	11.7
1949-50	Wash.														
	Tri-C	67	—	848	310	.366	344	259	.753	—	142	179	—	879	13.1
1950-51	Tri-C	5	—	48	18	.375	13	10	.769	52	14	18	0	46	9.2
1952-53	Mil	69	2626	1170	425	.363	339	240	.708	533	196	237	9	1090	15.8
1953-54	Mil														
	Bos	75	1607	528	163	.309	152	113	.743	363	104	187	2	439	5.9
1954-55	Bos	64	1910	656	249	.380	177	138	.780	533	144	238	10	636	9.9
1955-56	Bos	60	1964	799	330	.413	253	200	.791	625	160	228	7	860	14.3
1956-57	Bos	61	1372	537	195	.363	136	108	.794	374	85	185	4	498	8.2
1957-58	Bos	69	1224	484	170	.351	80	59	.738	302	63	123	1	399	5.8
TOTAL		504	10703	5462	2013	.369	1620	1219	.752	2782	964	1513	33	5245	10.4

RICH NIEMANN

Height—7-0

St. Louis U.

Weight—252

Yr	Team	G	Min	FGM	FGA	Pct	FTM	FTA	Pct	Reb	As't	PF	Pts	Avg
1969-70	Bos.	6	18	2	5	.400	2	2	1.000	6	2	10	6	1.0

ROBERT NORDMANN

Height—6-10

St. Louis

Weight—262

Yr	Team	G	Min	FGM	FGA	Pct	FTM	FTA	Pct	Reb	As't	PF	Pts	Avg
1964-65	Bos.	3	25	5	3	.600	0	0	.000	8	3	5	6	2.0

GEORGE NOSTRAND

Height—6-8

Wyoming

Weight—197

Yr	Team	G	Min	FGA	FGM	Pct	FTA	FTM	Pct	Reb	As't	PF	Disq	Pts	Avg
1946-47	Cle.														
	Tor	61	—	656	192	.293	210	98	.467	—	31	145	—	482	7.9
1947-48	Prov	45	—	660	196	.297	239	129	.540	—	30	148	—	521	11.6
1948-49	Prov.														
	Bos.	60	—	651	212	.326	284	165	.581	—	94	164	—	589	9.8
1949-50	Bos. - Tri-C														
	Chi.	55	—	255	78	.306	99	56	.566	—	29	118	—	212	3.9
TOTAL		221	—	2222	678	.305	832	448	.538	—	184	575	—	1804	8.2

STANLEY NOSZKA

Height—6-1

Duquesne

Weight—185

Yr	Team	G	Min	FGA	FGM	Pct	FTA	FTM	Pct	Reb	As't	PF	Disq	Pts	Avg
1946-47	Pitt	58	—	693	199	.287	157	109	.694	—	39	163	—	507	8.7
1947-48	Bos.	22	—	97	27	.278	35	24	.686	—	4	52	—	78	3.5
1948-49	Bos.	30	—	123	30	.244	30	15	.500	—	25	56	—	75	2.5
TOTAL		110		913	256	.280	222	148	.667	—	68	271	—	660	6.0

DERMOTT (DERMIE) O'CONNELL

Height—6-0

Holy Cross

Yr	Team	G	Min	FGA	FGM	Pct	FTA	FTM	Pct	Reb	As't	PF	Disq	Pts	Avg
1948-49	Bos	21	—	315	87	.276	56	30	.536	—	65	40	—	204	9.7
1949-50	Bos.														
	St. L.	61	—	425	111	.261	89	47	.528	—	91	91	—	269	4.4
TOTAL		82	—	740	198	.268	145	77	.531	—	156	131	—	473	5.8

ENOCH (BUD) OLSEN

Height—6-8

LOUISVILLE

Weight—220

Yr	Team	G	Min	FGM-A	Pct	FTM-A	Pct	Reb	As't	PF	Pts	Avg
1968-69	Bos	7	43	7-19	.368	0-6	.000	14	4	6	14	2.0

TOGO PALAZZI

Height—6-4

Holy Cross

Weight—205

Yr	Team	G	Min	FGA	FGM	Pct	FTA	FTM	Pct	Reb	As't	PF	Disq	Pts	Avg
1954-55	Bos	53	504	253	101	.399	60	45	.750	146	30	60	1	247	4.7
1955-56	Bos	63	703	373	145	.389	124	85	.685	182	42	87	0	375	6.0
1956-57	Bos														
	Syr	63	1013	571	210	.368	175	136	.777	262	49	117	1	556	8.8
1957-58	Syr	67	1001	579	228	.394	171	123	.719	243	42	125	0	579	8.6
1958-59	Syr	71	1053	612	240	.392	158	115	.728	266	67	174	5	595	8.4
1959-60	Syr.	7	70	41	13	.317	8	4	.500	14	3	7	0	30	4.3
TOTAL		324	4344	2429	937	.386	696	508	.730	1113	233	570	7	2382	7.4

ANDREW PHILLIP

Height—6-2

															Illinois	
															Weight—195	
Yr	Team	G.	Min.	FGA	FGM	Pct	FTA	FTM	Pct	Reb	As't.	PF	Disq	Pts	Avg	
1947-48	Chi	32	—	425	143	.336	103	60	.583	—	74	75	—	346	10.6	
1948-49	Chi	60	—	818	285	.348	219	148	.676	—	319	205	—	718	12.0	
1949-50	Chi	65	—	814	284	.349	270	190	.704	—	377	210	—	758	11.7	
1950-51	Phil	65	—	690	275	.399	253	190	.751	446	414	221	—	740	11.2	
1951-52	Phil	66	2933	762	279	.366	308	232	.753	434	539	218	6	790	12.0	
1952-53	Phil															
	Ft W	70	2690	629	250	.397	301	222	.737	364	397	229	9	722	10.3	
1953-54	Ft W	71	2705	680	255	.375	330	241	.730	265	449	204	4	751	10.6	
1954-55	Ft W	64	2332	545	202	.371	308	213	.692	290	491	166	1	617	9.6	
1955-56	Ft W	70	2078	405	148	.365	199	112	.563	257	410	155	2	408	5.8	
1956-57	Bos	67	1476	277	105	.379	137	88	.642	181	168	121	1	298	4.4	
1957-58	Bos.	70	1164	273	97	.355	71	42	.592	158	121	121	0	236	3.4	
TOTAL		701	15378	6318	2323	.368	2499	1738	.695	2395	3759	1925	31	8384	9.1	

GARY PHILLIPS

Height—6-3

															Houston	
															Weight—189	
Yr	Team	G.	Min.	FGA	FGM	Pct	FTA	FTM	Pct	Reb	As't.	PF	Disq	Pts	Avg	
1961-62	Bos.	72	693	320	110	.344	86	50	.581	107	63	109	0	270	3.7	
1962-63	S F	75	1801	643	256	.398	152	97	.638	225	137	185	7	609	8.1	
1963-64	S F	66	2010	691	256	.370	218	146	.670	248	203	245	8	658	10.0	
1964-65	S.F.	73	1541	553	198	.358	199	120	.603	189	148	184	3	516	7.1	
1965-66	S.F.	67	867	303	106	.350	87	54	.621	134	113	97	0	266	4.0	
TOTAL		353	6912	2510	926	.364	742	467	.623	903	664	820	18	2319		

FRANK RAMSEY

Height—6-3

															Kentucky	
															Weight—190	
Yr	Team	G.	Min	FGA	FGM	Pct	FTA	FTM	Pct	Reb.	As't.	PF	Disq	Pts	Avg	
1954-55	Bos.	64	1754	592	236	.399	322	322	.755	402	185	250	11	715	11.2	
SERVICE																
1956-57	Bos.	35	807	349	137	.393	182	144	.791	178	67	113	3	418	11.9	
1957-58	Bos.	69	2047	900	377	.419	472	383	.811	504	167	245	8	1137	16.5	
1958-59	Bos.	72	2013	1013	383	.378	436	341	.782	491	147	266	11	1107	15.4	
1959-60	Bos.	73	2009	1062	422	.397	347	273	.787	506	137	251	10	1117	15.3	
1960-61	Bos.	79	2019	1100	448	.407	354	295	.833	431	148	284	13	1191	15.1	
1961-62	Bos	79	1913	979	436	.445	405	334	.825	387	109	245	9	1206	15.3	
1962-63	Bos	77	1541	743	284	.382	332	271	.816	288	95	259	13	839	10.9	
1963-64	Bos.	75	1227	604	226	.371	233	196	.841	223	81	245	7	648	8.6	
TOTAL		623	15330	7342	2949	.402	3083	2480	.804	3410	1136	2158	85	8378	13.4	

JOHN RICHTER

Height—6-9

															North Carolina State	
															Weight—225	
Yr	Team	G.	Min	FGA	FGM	Pct	FTA	FTM	Pct	Reb	As't.	PF	Disq	Pts	Avg	
1959-60	Bos	66	808	332	113	.340	117	59	.504	312	27	158	1	285	4.3	

MEL RIEBE

Height—5-11

															Ohio U.	
															Weight—180	
Yr.	Team	G	Min	FGA	FGM	Pct	FTA	FTM	Pct	Reb	As't	PF	Disq	Pts	Avg	
1947-48	Bos.	48	—	653	202	.309	137	85	.620	—	41	137	—	489	10.2	
1948-49	Bos															
	Prov.	43	—	589	172	.292	133	79	.594	—	104	110	—	423	9.8	

ARNOLD RISEN

Height—6-9

															Ohio State	
															Weight—200	
Yr	Team	G.	Min.	FGA	FGM	Pct	FTA	FTM	Pct	Reb	As't	PF	Disq	Pts	Avg	
1955-56	Bos	68	1597	493	189	.383	240	170	.708	553	88	300	17	548	8.1	
1956-57	Bos	43	935	307	119	.388	156	106	.679	286	53	163	4	344	8.0	
1957-58	Bos	63	1119	397	134	.338	167	114	.683	360	50	195	5	382	6.1	

WILLIAM ROBERTS

Height—6-9

Wyoming

Weight—210

Yr	Team	G	Min	FGA	FGM	Pct	FTA	FTM	Pct	Reb	As't	PF	Disq	Pts	Avg.
1948-49	Chl. - Bos St L	50		267	89	.333	63	44	.698	—	41	113	—	222	4.4

KEN ROLLINS

Height—6-0

Kentucky

Weight—168

Yr	Team	G	Min	FGA	FGM	Pct	FTA	FTM	Pct	Reb	As't	PF	Disq	Pts	Avg.
1952-53	Bos	43	426	115	38	.330	27	22	.815	45	46	63	1	98	2.3

WILLIAM F. RUSSELL

Height—6-9

San Francisco

Weight—220

Yr	Team	G	Min	FGA	FGM	Pct	FTA	FTM	Pct	Reb	As't	PF	Disq	Pts	Avg.
1956-57	Bos	48	1695	649	277	.427	309	152	.492	943	88	143	2	706	14.7
1957-58	Bos	69	2640	1032	456	.442	443	230	.519	1564	202	181	2	1142	16.6
1958-59	Bos	70	2979	997	456	.457	458	256	.598	1612	222	161	3	1168	16.7
1959-60	Bos	74	3146	1189	555	.467	392	240	.612	1778	277	210	0	1350	18.2
1960-61	Bos	78	3458	1250	532	.426	469	258	.550	1868	264	164	0	1322	16.9
1961-62	Bos	76	3433	1258	575	.457	481	286	.594	1891	341	207	3	1436	18.9
1962-63	Bos	78	3500	1182	511	.432	517	287	.555	1843	348	189	1	1309	16.8
1963-64	Bos	78	3482	1077	466	.433	429	236	.550	1930	370	190	0	1168	15.0
1964-65	Bos	78	3466	980	429	.438	426	244	.573	1878	410	204	1	1102	14.1
1965-66	Bos	78	3386	943	391	.415	405	223	.551	1779	371	221	4	1005	12.9
1966-67	Bos	81	3297	870	395	.454	467	285	.610	1700	472	258	4	1075	13.4
1967-68	Bos	78	2953	858	365	.425	460	247	.537	1451	357	242	2	977	12.5
1968-69	Bos	77	3291	645	279	.433	988	204	.526	1484	374	231	2	762	9.9

Total	463	40726	12920	5687	440	5614	3148	561	21721	4096	2601	24	14522	15.1
-------	-----	-------	-------	------	-----	------	------	-----	-------	------	------	----	-------	------

EDWARD SADOWSKI

Height—6-5

Seton Hall

Weight—240

Yr	Team	G	Min	FGA	FGM	Pct	FTA	FTM	Pct	Reb	As't	PF	Disq	Pts	Avg.
1947-48	Bos	47		953	308	.323	422	294	.697		74	182		910	19.4

KENNETH SAILORS

Height—5-10

Wyoming

Weight—176

Yr.	Team	G.	Min.	FGA.	FGM.	Pct.	FTA.	FTM.	Pct.	Reb.	As't.	PF.	Disq.	Pts.	Avg.
1946-47	Chl.	58	—	741	229	.309	200	119	.595	—	134	177	—	577	9.9
1947-48	Chl. - Phil														
	Prov	44	—	689	207	.300	159	110	.692	—	59	162	—	524	11.9
1948-49	Prov	57	—	906	309	.341	367	281	.766	—	209	239	—	899	15.8
1949-50	Den.	57	—	944	329	.349	456	329	.721	—	229	242	—	987	17.3
1950-51	Bos														
	Bal	60	—	533	181	.340	180	131	.728	120	150	196	8	493	8.2

TOTAL	276	—	3813	1255	329	1362	970	.712	120	781	1016	8	3480	12.6
-------	-----	---	------	------	-----	------	-----	------	-----	-----	------	---	------	------

TOM SANDERS

Height—6-6

N.Y.U

Weight—210

Yr	Team	G	Min	FGA	FGM	Pct	FTA	FTM	Pct	Reb	As't.	PF.	Disq.	Pts.	Avg.
1960-61	Bos	68	1084	148-	352	.420	67-	100	.670	385	44	131		363	5.3
1961-62	Bos	80	2325	350-	804	.435	197-	262	.752	762	74	279		897	11.2
1962-63	Bos.	80	2148	339-	744	.456	186-	252	.738	576	100	262		864	10.8
1963-64	Bos.	80	2370	349	836	.417	213-	280	.761	667	102	277		911	11.4
1964-65	Bos	80	2459	374	871	.429	193-	259	.745	661	92	318		941	11.8
1965-66	Bos	72	1896	349-	816	.428	211	276	.764	508	90	317		909	12.6
1966-67	Bos	81	1926	323-	755	.428	178-	218	.817	439	91	304		824	10.2
1967-68	Bos	78	1981	296-	691	.428	200-	255	.784	454	100	300		792	10.2
1968-69	Bos	82	2184	364-	847	.430	187-	255	.733	574	110	293		915	11.2
1969-70	Bos.	57	1616	246-	555	.443	161-	183	.880	314	92	199		653	11.5
1970-71	Bos	17	121	16-	44	.364	7-	8	.875	17	11	25		39	2.3
1971-72	Bos	82	1631	215-	524	.410	111-	136	.816	353	98	257		541	6.6
1972-73	Bos.	59	423	47-	149	.315	23-	35	.657	88	27	82		117	2.0

Total	916	22164	3416-	7988	428	1934-2520	767	5798	1026	3044	8766	9.6
-------	-----	-------	-------	------	-----	-----------	-----	------	------	------	------	-----

WOODROW SAULDSBERRY

Height—6-7

Texas Southern

Weight—230

Yr.	Team	G.	Min.	FGA.	FGM.	Pct.	FTA.	FTM.	Pct.	Reb.	As't.	PF.	Disq.	Pts.	Avg.
1965-66	Bos	39	530	249	80	.321	22	11	500	142	15	94	0	171	4.4

FRED SCOLARI

Height—5-10

San Francisco

Weight—180

Yr.	Team	G.	Min.	FGA.	FGM.	Pct.	FTA.	FTM.	Pct.	Reb.	As't.	PF.	Disq.	Pts.	Avg.
1954-55	Bos	59	619	249	76	.305	49	39	796	77	93	76	0	191	3.2

JAMES SEMINOFF

Height—6-2

Southern California

Weight—200

Yr.	Team	G.	Min.	FGA.	FGM.	Pct.	FTA.	FTM.	Pct.	Reb.	As't.	PF.	Disq.	Pts.	Avg.
1946-47	Chi.	60	—	586	184	.314	130	71	546	—	63	155	—	439	7.3
1947-48	Chi.	48	—	381	113	.297	105	73	695	—	89	105	—	299	6.2
1948-49	Bos.	58	—	487	153	.314	219	151	689	—	229	195	—	457	7.9
1949-50	Bos.	65	—	283	85	.300	188	142	755	—	249	154	—	312	4.8
TOTAL		231	—	1737	535	.308	642	437	681	—	630	609	—	1507	6.5

EARL SHANNON

Height—5-11

Rhode Island

Weight—170

Yr.	Team	G.	Min.	FGA.	FGM.	Pct.	FTA.	FTM.	Pct.	Reb.	As't.	PF.	Disq.	Pts.	Avg.
1946-47	Prov.	57	—	722	245	.339	348	197	566	—	84	169	—	687	12.1
1947-48	Prov.	45	—	469	123	.262	183	116	634	—	49	106	—	362	8.0
1948-49	Bos.	32	—	127	34	.268	58	39	.672	—	44	33	—	107	3.3
TOTAL		134	—	1318	402	.305	589	352	.598	—	177	308	—	1156	8.6

HOWARD SHANNON

Height—6-3

Kansas State

Weight—190

Yr.	Team	G.	Min.	FGA.	FGM.	Pct.	FTA.	FTM.	Pct.	Reb.	As't.	PF.	Disq.	Pts.	Avg.
1948-49	Prov.	55	—	802	292	.364	189	152	804	—	125	154	—	736	13.4
1949-50	Bos.	67	—	646	222	.344	182	143	786	—	174	148	—	587	8.8
TOTAL		122	—	1448	514	.355	371	295	795	—	299	302	—	1323	10.8

LARRY SIEGFRIED

Height—6-3

Ohio State

Weight—192

Yr.	Team	G.	Min.	FGA.	FGM.	Pct.	FTA.	FTM.	Pct.	Reb.	As't.	PF.	Disq.	Pts.	Avg.
1963-64	Bos.	31	261	110	35	.318	39	31	795	51	40	33	0	101	3.3
1964-65	Bos.	72	996	417	173	.415	140	109	779	134	119	108	1	455	6.3
1965-66	Bos.	71	1675	825	349	.423	311	274	881	196	165	157	1	972	13.7
1966-67	Bos.	73	1891	833	368	.442	347	294	847	228	250	207	1	1030	14.1
1967-68	Bos.	62	1937	629	261	.415	272	236	868	215	289	194	2	758	12.2
1968-69	Bos.	79	2560	1031	392	.380	389	336	864	282	370	222	0	1120	14.2
1969-70	Bos.	78	2081	902	382	.424	257	220	856	212	299	187	2	984	12.6

WILLIAM SHARMAN

Height—6-1

Southern California

Weight—190

Yr.	Team	G.	Min.	FGA.	FGM.	Pct.	FTA.	FTM.	Pct.	Reb.	As't.	PF.	Disq.	Pts.	Avg.
1950-51	Wash	31	—	361	141	.391	108	96	889	96	39	86	3	378	12.2
1951-52	Bos	63	1389	628	244	.389	213	183	859	221	151	181	3	671	10.7
1952-53	Bos	71	2333	925	403	.436	401	341	850	288	191	240	7	1147	16.2
1953-54	Bos	72	2467	915	412	.450	392	331	844	255	229	211	4	1195	16.0
1954-55	Bos	68	2453	1062	453	.427	387	347	897	302	280	212	2	1253	18.4
1955-56	Bos	72	2698	1229	538	.438	413	358	867	259	339	197	1	1434	19.9
1956-57	Bos	67	2403	1241	516	.416	421	381	905	286	236	188	1	1413	21.1
1957-58	Bos	63	2214	1297	550	.424	338	302	893	295	167	156	3	1402	22.3
1958-59	Bos	72	2382	1177	562	.408	367	342	932	292	179	173	1	1466	20.4
1959-60	Bos	71	1916	1225	559	.456	291	252	866	262	144	154	2	1370	19.3
1960-61	Bos	60	1538	908	383	.422	228	210	921	223	156	127	0	976	16.3
TOTAL		710	21793	4268	4761	.423	3559	3143	883	2779	2111	1925	27	12665	17.8

CONNIE SIMMONS

Height—6-8

Did not attend College

Weight—225

Yr	Team	G	Min	FGA	FGM	Pct	FTA	FTM	Pct	Reb	As't	PF	Disq	Pts	Avg
1946-47	Bos	60		768	246	.320	189	128	.677		62	130	—	620	10.3
1947-48	Bos														
	Bal.	45	—	545	162	.297	108	82	.574	—	24	122	—	386	8.6

JOHN SIMMONS

Height—6-1

New York University

Weight—184

Yr	Team	G	Min	FGA	FGM	Pct	FTA	FTM	Pct	Reb	As't	PF	Disq	Pts	Avg
1946-47	Bos	60		429	120	.280	127	78	.614	—	29	78		318	5.3

GARFIELD SMITH

Height—6-9

Eastern Kentucky

Weight—235

Yr	Team	G	Min	FGM-A	Pct	FTM-A	Pct	Reb	As't	PF	Pts	Avg
1970-71	Bos	37	281	42-116	.362	22-56	.393	95	9	53	106	2.9
1971-72	Bos	26	134	28-66	.424	6-31	.194	37	8	22	62	2.4
Total		63	415	70-182	.390	28-87	.322	132	17	75	168	2.7

ARTHUR SPECTOR

Height—6-4

Villanova

Weight—200

Yr	Team	G	Min	FGA	FGM	Pct	FTA	FTM	Pct	Reb	As't	PF	Disq	Pts	Avg
1946-47	Bos	55		460	123	.267	150	83	.553		46	130	—	329	6.0
1947-48	Bos	48	—	243	67	.276	92	60	.652	—	17	105	—	194	4.0
1948-49	Bos	59	—	434	130	.300	116	64	.552	—	77	111	—	324	5.5
1949-50	Bos.	7	—	12	2	.167	4	1	.250	—	3	4	—	5	0.7
TOTAL		169	—	1149	322	.280	362	208	.575		143	351		852	5.0

EDWARD STANCZAK

Height—6-1

Did not attend college

Weight—185

Yr.	Team	G.	Min.	FGA	FGM	Pct	FTA	FTM	Pct	Reb	As't.	PF.	Disq.	Pts.	Avg.
1950-51	Bos.	17	—	48	11	.229	43	35	.814	34	6	6	0	57	3.4

EUGENE STUMP

Height—6-2

DePaul

Weight—185

Yr.	Team	G.	Min.	FGA	FGM	Pct	FTA	FTM	Pct	Reb	As't.	PF.	Disq.	Pts.	Avg.
1947-48	Bos.	43	—	247	59	.239	111	24	.632	—	18	66		142	3.3
1948-49	Bos	56	—	580	193	.333	129	92	.713		56	102		478	8.5

BEN SWAIN

Height—6-8

Texas Southern

Weight—222

Yr.	Team	G.	Min.	FGA	FGM	Pct	FTA	FTM	Pct.	Reb.	As't.	PF.	Disq.	Pts	Avg
1958-59	Bos.	58	708	244	99	.406	110	67	.609	262	29	127	3	265	4.6

DAN SWARTZ

Height—6-4

Morehead State

Weight—215

Yr.	Team	G.	Min.	FGA	FGM	Pct	FTA	FTM	Pct.	Reb.	As't.	PF.	Disq.	Pts.	Avg
1962-63	Bos.	39	335	142	57	.401	72	61	.847	88	21	92	0	175	4.5

TOM THACKER

Height—6-3

Cincinnati

Weight—190

Yr.	Team	G.	Min.	FGA	FGM	Pct.	FTA	FTM	Pct.	Reb.	As't.	PF.	Disq.	Pts.	Avg.
1967-68	Bos.	65	782	272	114	.419	84	43	.512	161	69	165	2	271	4.2

JOHN THOMPSON**Height—6-10****Providence****Weight—230**

Yr.	Team	G.	Min	FGA	FGM	Pct	FTA	FTM	Pct	Reb.	As't	PF	Disq	Pts	Avg
1964-65	Bos.	64	699	209	84	.402	105	62	.590	230	16	141	1	230	3.0
1965-66	Bos.	10	72	30	14	.467	6	4	.667	30	3	15	0	32	3.2

LOUIS TSIOROPOULOS**Height—6-5****Kentucky****Weight—195**

Yr.	Team	G.	Min	FGA	FGM	Pct	FTA	FTM	Pct	Reb.	As't	PF	Disq	Pts	Avg
1956-57	Bos.	52	670	258	79	.309	89	69	.775	207	33	135	6	227	4.4
1957-58	Bos.	70	1819	624	198	.317	207	142	.686	434	112	242	8	538	7.7
1958-59	Bos.	35	488	190	60	.316	33	25	.758	110	20	74	0	145	4.1
TOTAL		157	2977	1070	337	.315	329	236	.717	751	165	451	14	910	5.8

VIRGIL VAUGHN**Height—6-4****Kentucky Wesleyan****Weight—200**

Yr.	Team	G.	Min	FGA	FGM	Pct	FTA	FTM	Pct	Reb.	As't	PF	Disq	Pts	Avg
1946-47	Bos.	17	—	78	15	.192	28	15	.536	—	10	18	—	45	2.6

BRADY WALKER**Height—6-6****Brigham Young****Weight—205**

Yr.	Team	G.	Min	FGA	FGM	Pct	FTA	FTM	Pct	Reb.	As't	PF	Disq	Pts	Avg
1948-49	Prov	59	—	536	202	.363	155	87	.561	—	68	100	—	491	8.3
1949-50	Bos	68	—	583	218	.374	114	72	.632	—	109	100	—	508	7.5
1950-51	Bos	66	—	416	164	.394	103	72	.699	354	111	83	2	400	6.1

MICHAEL WALLACE**Height—6-1****Scranton****Weight—185**

Yr.	Team	G.	Min	FGA	FGM	Pct	FTA	FTM	Pct	Reb.	As't	PF	Disq	Pts	Avg
1946-47	Bos. Ter.	61	—	809	225	.278	196	106	.541	—	58	167	—	556	9.1

GERRY WARD**Height—6-4****Boston College****Weight—210**

Yr.	Team	G.	Min	FGA	FGM	Pct	FTA	FTM	Pct	Reb.	As't	PF	Disq	Pts	Avg
1964-65	Bos	3	30	18	2	.111	1	1	1.000	5	6	6	0	5	1.7

RONALD WATTS**Height—6-6****WAKE FOREST****Weight—210**

Yr.	Team	G.	Min	FGA	FGM	Pct	FTA	FTM	Pct	Reb.	As't	PF	Disq	Pts	Avg
1965-66	Bos.	1	3	2	1	.500	0	0	.000	1	1	1	0	2	2.0
1966-67	Bos.	27	89	44	11	.250	23	16	.696	38	1	16	0	38	1.4
TOTAL		28	92	46	12	.261	23	16	.696	39	2	17	0	40	1.4

RICK WEITZMAN**Height—6-2****Northeastern****Weight—175**

Yr.	Team	G.	Min	FGA	FGM	Pct	FTA	FTM	Pct	Reb.	As't	PF	Disq	Pts	Avg
1967-68	Bos.	25	75	46	12	.261	13	9	.692	10	8	8	0	33	1.3

LUCIAN (SKIPPY) WHITTAKER**Height—6-1****Kentucky****Weight—180**

Yr.	Team	G.	Min	FGA	FGM	Pct	FTA	FTM	Pct	Reb.	As't	PF	Disq	Pts	Avg
1954-55	Bos	3	15	6	1	.167	0	0	.000	1	1	4	0	2	0.7

WILLIE WILLIAMS**Height—6-7****Florida State****Weight—200**

Yr.	Team	G.	Min	FGA	FGM	Pct	FTA	FTM	Pct	Reb.	As't	PF	Disq	Pts	Avg
1969-70	Bos.	16	56	6	32	.188	3	5	.600	10	2	8	15	0.9	

NBA OFFICE DIRECTORY



Office: Two Pennsylvania Plaza, Suite 2010,
New York, N.Y. 10001

Phone: (212) 594-3000

Commissioner: Walter Kennedy

Vice Pres. of Administration: Simon P. Gourdine

Vice President of Operations: Ross S. Taber

Vice Pres. of Marketing: Frederick M. Campbell

Consultant: Edward Gottlieb

Director of Public Relations: Nicholas P. Curran

Supervisor of Officials: John P. Nucatola

Chief of Staff of Officials: Mendy Rudolph

Director of Security: John W. Joyce

Staff: Constance Maroselli, Gail Davey, Carol
Harmon, Regina McDonald, Cathy Kelly,
Elaine Williams, Jackie Buddensick,
Gemma Haynes

NATIONAL BASKETBALL ASSOCIATION OFFICIALS NUMBERS 1973-74

- 5 Mendy Rudolph
- 6 Don Murphy
- 8 Manny Sokol
- 10 Darell Garretson
- 11 Jake O'Donnell
- 12 Earl Strom
- 14 Mark Schlafman
- 15 Bob Rakel
- 16 Alan Brunkhorst
- 17 Len Wirtz
- 18 Jerry Loeber
- 19 Jim Capers
- 20 William Jones
- 21 Forrest Harris
- 22 Paul Mihalak
- 24 Ed Batogowski
- 25 Hubert Evans
- 26 Richie Powers
- 28 Tom Nunez
- 29 Mark Mano
- 30 Lee Jones

ATLANTA HAWKS

Office: 100 Techwood Drive, N.W., Atlanta, Georgia 30303

Telephone: (404) 681-2100



THE ATLANTA HAWKS

Dillard Munford — Chairman
 John W. Wilcox, Jr. — President
 Pat Williams — General Manager
 Cotton Fitzsimmons — Head Coach,
 Director Player Personnel
 Gene Tomohlen — Director of Scouting
 Leo Ornest — Director of Marketing
 Tom McCollister — Public Relations Director
 Joe O'Toole — Trainer
 Dr. Joseph Limon, Dr. Charles Harrison
 — Team Physicians
 Home Court — The Omni (16,818)
 Team Colors — Red and White
 Television — WOTG (Channel 17)
 Radio — WSB
 Starting Times — 8.05, January 13, 12:45

BOSTON CELTICS vs ATLANTA HAWKS 1972-73

	Boston	Atlanta	Attendance
October 17 at Atlanta	119	115	7,686
January 5 at Atlanta	126	108	9,179
January 12 at Boston	133	109	14,354
February 2 at Boston	99	100	10,072
March 23 at Boston	124	108	15,320
March 27 at Atlanta	117	110	6,390

1972-73 Record Boston 5 Atlanta 1 Overal (24 years) Boston 119 Atlanta 63
 High Point Games 30 John Havlicek 1 5 at Atlanta and 2 2 at Boston, 37 Pete Maravich 2/2 at Boston

CELTICS SCORING vs HAWKS 1972-73

Name	G.	Min	FGM-A	Pct.	FTM-A	Pct.	Reb.	As't.	PF	Pts.	Avg
Chaney	6	164	29-59	.492	25-30	.833	31	21	26	83	13.8
Cowens	6	124	43-86	.500	21-21	1.000	83	18	21	107	17.8
Finkel	6	65	11-21	.523	7-10	.700	18	6	13	29	4.8
Havlicek	6	234	62-119	.521	27-29	.931	39	26	14	151	25.2
Kuberski	6	87	18-46	.391	6-6	1.000	25	4	12	42	7.0
Nelson	5	103	23-53	.434	17-19	.895	25	6	11	63	12.6
Sanders	5	45	7-26	.269	2-2	1.000	16	5	13	16	3.2
Siras	5	139	20-62	.323	14-17	.824	52	11	9	54	10.8
Westphal	6	66	8-28	.286	8-12	.667	9	15	13	24	4.0
White	6	221	56-131	.427	15-18	.833	28	47	9	127	21.2
Williams	6	92	10-19	.526	2-2	1.000	20	22	10	22	3.7
Celtics	6		287-658	.436	144-163	.883	246	183	151	718	119.7

HAWKS SCORING vs CELTICS 1972-73

Name	G.	Min	FGM-A	Pct.	FTM-A	Pct.	Reb.	As't.	PF	Pts.	Avg
Adams	1	19	1-10	.100	2-2	1.000	6	1	4	4	4.0
Beamy	5	186	30-58	.517	26-52	.500	59	8	13	86	17.2
Bracey	5	115	25-58	.431	10-13	.769	13	17	9	60	12.0
Christian	3	46	9-12	.750	2-3	.667	16	1	6	20	6.7
Gram	4	139	18-50	.360	6-6	1.000	25	23	14	42	10.5
Hairburton	2	45	9-21	.429	9-10	.900	4	4	7	27	13.5
Hudson	4	163	41-90	.455	14-17	.824	23	15	4	96	24.0
Maravich	6	228	57-135	.422	42-55	.764	30	32	25	156	26.0
Mast	4	64	7-22	.318	4-7	.571	26	8	7	18	4.5
May	2	17	0-5	.000	2-2	1.000	5	2	3	2	1.0
Trapp	6	171	38-87	.437	9-12	.750	55	12	21	85	14.2
Tschogl	2	23	4-11	.364	0-0	.000	9	1	8	8	4.0
Washington	4	143	12-37	.324	2-3	.667	36	8	14	26	6.5
Wetzel	3	81	10-21	.476	0-0	.000	13	5	7	20	6.7
Hawks	6		261-617	.423	128-182	.703	320	137	142	650	108.3

BUFFALO BRAVES

Office: Buffalo Memorial Auditorium, Buffalo, New York 14202

Telephone: (716) 856-3131

Paul L. Snyder — Owner and President

George J. King — Vice President

Edward J. Donovan — Vice President and
General Manager

George J. Daddario — Vice President, Sales

Jack Ramsay — Head Coach

Bob McKinnon — Assistant Coach, Chief Scout

Rudy Martzke — Publicity Director

Ray Melchiorre — Trainer, Traveling Secretary

Dr. Stephen Joyce, Dr. John Diardino

— Team Physicians

Home Court — Buffalo Memorial Audit (17,300)

Toronto Maple Leaf Gardens (17,000)

Team Colors — Columbia Blue and White

Television — WBEN (Channel 4) Van Miller

Radio — WBEN (930 kc) Van Miller

Game Times — 7:30 weekdays, Fri.-Sat. 8:00,

Toronto 8:00



BOSTON CELTICS vs BUFFALO BRAVES 1972-73

	Boston	Buffalo	Attendance
October 20 at Boston	126	118	9,779
October 24 at Buffalo	105	97	6,327
November 10 at Buffalo	106	104	8,722
January 16 at Buffalo	106	102	10,274
January 21 at Boston	104	97	8,063
March 4 at Boston	125	113	7,788
March 6 at Buffalo	127	112	9,143

1972-73 Record: Boston 7, Buffalo 0 Overall Record (3 years): Boston 17, Buffalo 0
High Point Games: 33 Havlicek at Buffalo 1/16; 32 Smith E. at Boston, 32 Smith R. at Boston 3/4

CELTICS SCORING vs BRAVES 1972-73

Name	G.	Min.	FGM-A	Pct.	FTM-A	Pct.	Reb	As't	PF	Pts.	Avg.	High
Chaney	7	208	37-66	.561	17-20	.850	41	25	23	91	13.0	21
Cowens	7	288	55-129	.426	14-22	.636	93	23	24	124	17.7	24
Finkel	7	42	7-12	.583	3-5	.600	12	2	12	17	2.4	8
Havlicek	7	282	55-124	.444	42-46	.913	61	54	14	152	21.7	33
Kuberski	7	70	13-27	.481	8-8	1.000	18	9	7	34	4.9	14
Minor	1	8	0-0	.000	3-4	.750	2	0	1	3	3.0	3
Nelson	7	141	28-54	.519	19-21	.905	19	13	14	75	10.7	18
Sanders	5	22	3-11	.273	1-6	.167	5	4	6	7	1.4	4
Silas	7	225	45-92	.489	17-27	.630	102	26	17	107	15.3	26
Westphal	5	47	10-19	.526	14-17	.824	3	3	7	34	6.8	16
White	7	283	61-141	.437	10-12	.833	37	53	18	132	18.9	28
Williams	7	64	9-16	.563	5-6	.833	17	15	10	23	3.3	9
Celtics	7		323-691	.467	153-194	.789	410	221	153	799	114.1	

BRAVES SCORING vs CELTICS 1972-73

Name	G.	Min.	FGM-A	Pct.	FTM-A	Pct.	Reb.	As't	PF	Pts.	Avg.	High
Fox	1	12	5-5	1.000	0-0	.000	1	2	2	10	10.0	10
Garrett	5	89	15-34	.441	8-10	.800	10	11	5	38	7.6	19
Hewitt	6	102	16-35	.457	0-1	.000	23	9	13	32	5.3	10
Hilton	3	68	18-46	.391	4-4	1.000	8	9	7	40	13.3	23
Hummer	5	117	12-29	.414	11-16	.688	21	7	19	35	7.0	13
Kauffman	7	297	16-107	.561	34-45	.756	85	46	15	154	22.0	28
Komves	7	142	19-44	.432	8-10	.800	15	27	13	46	6.6	17
McAdoo	7	207	34-103	.330	10-13	.769	48	14	16	78	11.1	21
Rahman	1	6	0-2	.000	0-0	.000	0	1	1	0	0.0	0
Smith, E.	7	253	54-119	.454	13-28	.464	72	23	31	121	17.3	32
Smith, R.	7	230	57-118	.483	20-30	.667	34	42	24	134	19.1	32
Warner	1	13	2-3	.667	1-2	.500	5	2	3	5	5.0	5
Woh.	4	144	22-49	.449	6-9	.667	11	24	17	50	12.5	15

CAPITAL BULLETS

Office Capital Centre, Largo, Maryland 20780
Telephone: (301) 350-3400

Office: 6101 Sixteenth Street, N.W., Washington 20011
Telephone: (202) 723-3536 and 723-0680



Abe Pollin — President
Jerry Sachs — Executive Vice President
Bob Ferry — General Manager
K. C. Jones — Coach
Bernie Bickerstaff — Assistant Coach
Skip Feldman — Trainer, Traveling Secretary
Marc Splaver — Director of Press Relations
Dr. Stanford Lavine — Team Physician
Home Court — Capital Centre (17,500)
Colors — Red, White and Blue
Television — WDCA-TV (Channel 20)
Radio — WWDC (1260 kc) Tony Roberts,
Johnny Holliday

BOSTON CELTICS vs BALTIMORE BULLETS 1972-73

	Boston	Baltimore	Attendance
October 21 at Baltimore	104	101	6,896
November 3 at Boston	109	96	12,145
January 5 at College Park	116	98	14,500
March 14 at Boston	111	107	12,073
March 16 at Baltimore	97	103	10,559
March 28 at Boston	120	101	9,131

1972-73 Record Boston 5, Baltimore 1 Overall Record (12 years): Boston 67, Baltimore 30
High Point Games 36 Jo Jo White at Baltimore 10/21, 34 Mike Riordan at Boston 3/14

CELTICS SCORING vs BULLETS 1972-73

Name	G.	Min.	FGM-A	Pct.	FTM-A	Pct.	Reb.	As't.	PF	Pts.	Avg.
Chaney	5	176	28-63	.444	15-20	.750	36	15	21	71	14.2
Gowens	6	259	50-118	.424	13-20	.650	127	19	22	113	18.8
Finkel	5	33	3-10	.300	2-3	.667	8	1	7	8	1.6
Havlicek	6	269	62-137	.453	34-43	.791	50	35	10	158	26.3
Kuberski	6	61	14-33	.424	3-4	.750	18	2	10	31	5.2
Nease	5	87	16-35	.457	8-11	.727	24	4	8	40	8.0
Sanders	3	15	0-3	.000	2-2	1.000	1	0	2	2	0.7
Silas	5	182	23-59	.390	10-21	.476	71	18	14	56	11.2
Westphal	5	51	9-24	.375	4-6	.667	10	9	6	22	4.4
White	6	253	56-122	.459	19-21	.905	29	36	9	131	21.8
Williams	5	65	10-21	.476	5-7	.714	10	9	7	25	4.2
Celtics	6		271-625	.435	115-158	.727	384	148	116	657	109.5

BULLETS SCORING vs CELTICS 1972-73

Name	G.	Min.	FGM-A	Pct.	FTM-A	Pct.	Reb.	As't.	PF	Pts.	Avg.
Chenier	5	197	42-93	.452	21-22	.955	24	17	12	105	21.0
Clark	3	118	19-46	.413	12-13	.923	14	19	6	50	16.7
Davis	1	37	12-18	.667	2-2	1.000	4	3	6	26	26.0
Hayes	6	301	51-129	.395	16-22	.727	91	6	15	118	19.7
Love	8	76	12-31	.387	5-8	.625	23	7	20	29	4.8
Patterson	1	5	2-3	.667	0-0	.000	1	0	1	4	4.0
Porter	4	92	17-42	.405	2-5	.400	3	23	11	36	9.0
Rinaldi	3	43	7-21	.333	5-8	.625	1	3	5	19	6.3
Riordan	6	260	49-100	.490	15-18	.833	30	29	17	113	18.8
Robinson	2	36	7-18	.389	2-2	1.000	3	1	4	16	8.0
Stallworth	6	77	10-25	.400	2-2	1.000	12	6	13	22	3.7
Tresvant	2	16	1-6	.167	2-2	1.000	5	1	3	4	2.0
Unsel	5	322	24-63	.361	16-20	.800	98	25	19	64	10.7
Bullets	6		253-595	.425	100-129	.775	309	140	132	606	101.0

CHICAGO BULLS

Office The Sheraton Chicago, 505 No Michigan Avenue,
Chicago, Illinois 60611

Telephone: (312) 644-4350

John Kerr — Business Manager

Dick Motta — Head Coach,
Player Personnel Director

Phil Johnson — Assistant Coach, Head Scout

Dr. Robert Biel — Trainer

Jim Schmidt — Equipment Manager, Statistician

Dr. David Bachman — Team Physician

Home Court — Chicago Stadium (17,374)

Team Colors — Red, White and Black

Television — WSNS (Andy Musser, Dick Gonski)

Radio — WIND (Jim Durham)

Game Times — 7:30, 1:10



BOSTON CELTICS vs CHICAGO BULLS 1972-73

	Boston	Chicago	Attendance
October 14 at Chicago	96	88	8,143
December 28 at Boston	99	106	12,513
February 13 at Chicago	105	101	15,079
March 21 at Boston	106	105	8,505

1972-73 Record Boston 3, Chicago 1 Overall Record (7 years) Boston 30, Chicago 12
High Point Games 31 John Havlicek at Chicago 2 13, 41 Bob Love at Boston 12 28

CELTICS SCORING vs BULLS 1972-73

Name	G.	Min	FGM-A	Pct.	FTM-A	Pct.	Reb	As't.	PF	Pts.	Avg
Chaney	4	128	17-29	.586	12-15	.800	16	8	14	46	11.5
Cowens	4	173	32-76	.421	14-14	1.000	63	16	13	78	19.5
Finkel	4	20	5-9	.555	0-0	.000	5	0	4	10	2.5
Havlicek	4	170	40-78	.513	23-26	.923	24	20	10	103	25.8
Kuberski	4	35	7-12	.583	0-1	.000	7	2	5	14	3.5
Nelson	3	48	8-17	.471	1-2	.500	12	3	3	17	5.7
Sanders	3	23	4-9	.444	2-2	1.000	2	1	6	10	3.3
Silas	4	132	19-31	.613	11-11	1.000	35	15	9	49	12.3
Westphal	1	17	1-6	.166	3-4	.750	2	2	3	5	5.0
White	4	170	30-63	.476	8-9	.888	21	29	7	68	17.0
Williams	4	44	2-5	.400	2-2	1.000	7	11	8	6	1.5
Celtics	4		165-335	.492	76-86	.884	194	107	82	406	101.5

BULLS SCORING vs CELTICS 1972-73

Name	G.	Min	FGM-A	Pct.	FTM-A	Pct.	Reb	As't.	PF	Pts.	Avg
Awtry	3	41	3-7	.429	0-0	.000	9	1	4	6	2.0
Boerwinkle	2	34	1-5	.167	0-2	.000	11	5	3	2	1.0
Garrett	1	16	3-7	.429	2-2	1.000	4	0	2	8	8.0
Heard	3	49	11-25	.440	4-5	.800	11	1	7	26	8.7
King	3	31	5-9	.555	0-0	.000	1	3	2	10	3.3
Love	4	146	37-93	.398	11-17	.647	21	6	9	85	21.6
Porter	2	16	3-12	.250	1-2	.500	4	1	0	7	3.5
Ray	3	106	13-22	.591	5-7	.714	44	13	11	31	10.3
Sloan	4	133	18-47	.383	8-11	.727	23	11	14	44	11.0
Van Lier	4	151	30-59	.508	8-11	.727	24	29	13	68	17.0
Walker	4	124	28-59	.475	11-14	.786	22	5	9	67	16.8
Weiss	4	107	18-42	.429	8-9	.888	9	12	5	44	11.0
Bulls	4		170-388	.438	58-80	.725	183	87	79	398	99.5

CLEVELAND CAVALIERS

Office Cleveland Arena, 3717 Euclid Avenue, Cleveland, Ohio 44115

Telephone: (216) 361-3711

Nick J. Mileti — President
 Stephen Zayac, Jr. — Operations Manager
 Bill C. Fitch — General Manager and Coach
 Jimmy Rodgers — Assistant Coach and Chief Scout
 Vince Cipiti — Sales Director
 Eddie Con — Public Relations Director
 Ron Culp — Trainer
 Dr. Nicholas Sekerak — Team Physician
 Home Court — Cleveland Arena (11,000)
 Colors — Cavalier Wine and Gold
 Television — WUAB (Channel 43) Joe Tait
 Radio — WWWE (1100 kc) Joe Tait
 Game Times — weeknights 8:00, Sat. 2:40, Sun. 7:30



BOSTON CELTICS vs CLEVELAND CAVALIERS 1972-73

	Boston	Cleveland	Attendance
October 27 at Boston	123	97	8,114
December 8 at Cleve and	96	87	4,691
December 9 at Boston	123	88	13,071
January 31 at Boston	94	89	4,868
February 6 at Cleveland	105	110	4,023
February 25 at Cleveland	105	92	10,409

1972-73 Record Boston 5 Cleveland 1 Overall Record (3 years) Boston 13 Cleveland 3
 High Point Games 30 Nelson at Cleveland 2, 6, 31 Wilkens at Cleveland 2/6

CELTICS SCORING vs CAVALIERS 1972-73

Name	G	Min.	FGM-A	Pct.	FTM-A	Pct.	Reb	As't	PF	Pts.	Avg	High
Chaney	5	150	29-47	.617	16-24	.667	25	17	20	74	14.8	26
Cowens	6	252	44-107	.411	12-17	.706	105	14	21	100	16.7	25
Finke	6	37	6-12	.500	4-8	.500	13	3	3	16	2.7	8
Havlicek	5	209	35-94	.372	21-27	.778	36	39	12	91	18.2	23
Kuberski	6	50	6-24	.250	4-4	1.000	12	0	7	16	2.7	8
Minor	1	5	1-1	1.000	0-0	.000	1	1	2	2	2.0	2
Nelson	6	150	30-76	.395	21-24	.875	37	15	16	81	13.5	30
Sanders	5	31	3-10	.300	1-2	.500	3	1	4	7	1.4	3
Silas	6	192	29-63	.460	27-37	.730	83	22	17	85	14.2	19
Westphal	5	43	7-22	.318	11-11	1.000	7	5	8	25	5.0	17
White	6	229	54-116	.466	12-17	.706	29	27	18	120	20.0	27
Williams	6	92	13-37	.351	3-4	.750	18	19	12	29	4.8	10
Celtics	6		257-609	.422	132-175	.754	369	163	140	646	107.7	

CAVALIERS SCORING vs CELTICS 1972-73

Name	G	Min	FGM-A	Pct.	FTM-A	Pct.	Reb	As't	PF	Pts.	Avg.	High
Carr	6	234	49-118	.415	17-22	.773	30	18	8	115	19.2	28
Clemons	6	94	13-34	.382	8-10	.800	15	17	13	34	5.7	14
Clemens	6	118	26-57	.456	4-5	.800	22	14	8	56	9.3	14
Day S.	6	139	14-47	.298	7-11	.636	28	4	27	35	5.8	11
Johnson	6	189	30-76	.395	11-16	.688	35	22	21	71	11.8	22
Patterson	5	40	2-10	.200	0-2	.000	11	1	2	4	0.8	4
Roberson	5	152	15-35	.429	11-22	.500	30	7	19	41	8.2	14
Rue	3	35	6-13	.462	0-0	.000	5	0	5	12	4.0	8
Smith	6	70	14-41	.341	4-4	1.000	13	5	7	32	5.3	12
Sorenson	1	16	0-4	.000	1-2	.500	5	0	3	1	1.0	1
Wanner	5	106	11-25	.440	4-7	.571	27	5	12	26	5.2	10
Warren	5	16	4-10	.400	3-3	1.000	3	1	5	11	2.2	5
Wesley	1	4	0-2	.000	0-2	1.000	0	0	0	2	2.0	2
Wilkens	6	227	43-104	.413	37-43	.860	32	55	16	123	20.5	31
Cavaliers	6		227-576	.394	109-149	.732	256	149	146	563	93.8	

DETROIT PISTONS

Office: Suite 3000, Cobo Hall, Detroit, Michigan 48226

Telephone: (313) 962-7844

Fred Zollner — President
 Edwin E. Coil — General Manager
 Ray Scott — Coach
 George Maskin — Public Relations
 Ben Johnson — Marketing Director
 Harold (Bud) Shockro — Trainer
 Dr. Russell Wright, Dr. Benjamin Paolucci
 — Team Physicians
 Home Court — Cobo Arena (11,055)
 Team Colors — Red, White and Blue
 Television — WKBD (Channel 50)
 Radio — WJR
 Game Times — 7:35, January 20, 2:05



BOSTON CELTICS vs DETROIT PISTONS 1972-73

	Boston	Detroit	Attendance
October 11 at Detroit	121	108	6,628
November 11 at Boston	121	118	11,101
February 9 at Boston	95	104	10,598
March 2 at Detroit	115	101	9,060

1972-73 Record Boston 3, Detroit 1 Overall Record (25 years) Boston 136, Detroit 53
 High Point Games 37 Havlicek at Boston 11, 40 Lanier at Detroit 3/2

CELTICS SCORING vs PISTONS 1972-73

Name	G.	Min	FGM-A	Pct.	FTM-A	Pct.	Reb.	As't.	PF	Pts.	Avg	High
Chaney	4	127	21-46	.457	4-6	.667	13	7	13	46	11.5	18
Cowens	4	180	33-70	.471	8-10	.800	51	19	17	74	18.5	22
Finke	4	32	3-9	.333	2-5	.400	15	1	5	8	2.0	7
Havlicek	4	166	39-86	.453	13-18	.722	28	22	11	91	22.8	37
Kuberski	4	33	10-20	.500	1-2	.500	12	1	3	21	5.3	11
Nelson	4	62	16-32	.500	5-8	.625	11	5	7	37	9.3	18
Sanders	1	4	0-3	.000	0-0	.000	2	0	1	0	0.0	0
Silas	4	143	26-40	.650	20-28	.714	56	10	9	72	18.0	22
Westphal	3	12	1-6	.167	0-0	.000	1	4	2	2	0.7	2
White	4	169	37-86	.430	11-16	.688	21	30	6	85	21.3	26
Williams	4	52	7-17	.412	2-2	1.000	7	10	4	16	4.0	6
Celtics	4		193-415	.465	66-95	.695	217	109	78	452	113.0	

PISTONS SCORING vs CELTICS 1972-73

Name	G	Min	FGM-A	Pct	FTM-A	Pct	Reb	As't	PF	Pts.	Avg.	High
Adams	3	95	11-29	.379	2-3	.667	24	5	9	24	8.0	12
Bing	4	187	40-101	.396	20-24	.833	12	29	11	100	25.0	28
Davis	4	15	4-6	.667	5-7	.714	7	0	3	13	3.3	5
Ford	3	83	8-18	.444	2-3	.667	10	13	10	18	6.0	12
Foster	3	89	18-45	.400	2-2	1.000	12	6	10	38	12.7	18
Lanier	4	177	55-98	.561	22-26	.846	63	13	15	132	33.0	40
Mariott	1	5	2-2	1.000	0-0	.000	1	1	0	4	4.0	4
Mengelt	2	42	5-14	.357	1-1	1.000	6	6	2	11	5.5	8
Norwood	4	62	10-23	.435	6-12	.500	13	4	9	26	6.5	18
Rowe	4	133	18-42	.429	9-11	.818	34	5	10	45	11.3	18
Pistons	4		171-378	.452	69-89	.775	182	82	79	411	102.8	

GOLDEN STATE WARRIORS

Office 556 Golden Gate, San Francisco, California 94102

Telephone: (415) 776-4600

Franklin Mieuli — President
 Robert J. Feerich — General Manager
 Alvin A. Attles — Coach
 Rick Smith — Public Relations Director
 Bruce Hale — Community Relations Director
 George Lee — Chief Scout
 Dick D'Oliva — Trainer
 Dr. James J. Raggio — Team Physician
 Home Court — Oakland Coliseum Arena (12,961)
 Team Colors — California Gold, Bay Blue
 Game Time — 8:05
 T V . Radio Broadcaster — Bill King



BOSTON CELTICS vs GOLDEN STATE WARRIORS 1972-73

	Boston	Golden State	Attendance
November 8 at Boston	128	111	7,571
December 19 at Oakland	112	115	12,905
February 17 at Oakland	110	106	9,133
February 28 at Boston	118	111	11,727

1972-73 Record Boston 3, Golden State 1 Overall Record (27 years Boston 119, G S 92)
 High Point Games 33 John Havlicek at Oakland 2 17 34 Rick Barry at Boston 11 8

CELTICS SCORING vs GOLDEN STATE 1972-73

Name	G.	Min.	FGM-A	Pct.	FTM-A	Pct.	Reb.	As't.	PF	Pts.	Avg
Chaney	4	146	20-52	.385	23-25	.920	28	10	10	63	15.7
Cowens	4	166	31-76	.408	9-11	.818	69	23	13	71	17.7
Finkel	3	26	3-6	.500	2-2	1.000	6	0	8	8	2.7
Havlicek	4	166	44-88	.500	17-23	.739	36	22	13	105	26.2
Kuberski	3	28	4-12	.333	1-2	.500	7	0	3	9	3.0
Nelson	3	43	12-21	.571	3-6	.500	8	2	4	27	9.0
Sanders	4	30	3-8	.375	2-2	1.000	6	3	5	8	2.0
Silas	4	143	23-43	.535	25-37	.676	56	16	15	71	17.7
Westphal	2	18	4-7	.571	2-2	1.000	0	1	4	10	5.0
White	4	160	40-93	.430	8-10	.800	24	26	8	88	22.0
Williams	4	32	4-12	.333	0-0	.000	9	7	9	8	2.0
Minor	1	4	0-3	.000	0-0	.000	0	0	0	0	0.0
Celtics	4		188-421	.446	92-120	.767	249	110	92	468	117.0

GOLDEN STATE SCORING vs CELTICS 1972-73

Name	G.	Min.	FGM-A	Pct.	FTM-A	Pct.	Reb.	As't.	PF	Pts.	Avg
Ab Rahman	2	17	1-4	.250	0-0	.000	1	2	2	2	1.0
Barnett	4	110	24-51	.470	10-17	.588	9	20	7	58	14.5
Barry	4	144	33-79	.418	18-19	.947	43	16	16	84	21.0
Ellis	4	69	13-35	.371	4-8	.500	18	3	13	30	7.5
C Johnson	4	73	13-34	.382	1-2	.500	11	7	4	27	6.7
G Johnson	3	9	1-2	.500	0-0	.000	3	0	0	2	0.7
Lee	3	62	2-11	.181	1-1	1.000	19	1	11	5	1.7
Murphy	4	137	23-57	.402	11-13	.846	11	14	8	57	14.2
Portman	1	7	1-2	.500	0-0	.000	1	1	1	2	2.0
Russell	4	101	19-40	.475	5-5	1.000	11	7	10	43	10.7
Thurmond	4	182	38-76	.500	28-33	.848	70	12	12	104	26.0
Williams	2	49	14-23	.609	1-1	1.000	4	10	4	29	14.5
Golden State	4		182-414	.440	79-99	.798	201	93	88	443	110.7

HOUSTON ROCKETS

Office 1930 Kirby Drive, Houston, Texas 77006

Telephone: (713) 526-1111



Ray Patterson — President, General Manager
 John Egan — Head Coach
 Larry Siegfried — Assistant Coach
 Jim Foley — Director of Public Relations
 Art Eckman — Director of Broadcasting
 Dick Vandervoort — Trainer
 Harry Barrett — Publicity Assistant
 Charles Baker — Team Physician
 Home Court — Hofheinz Pavillion (10,218)
 Team Colors — Rocket Red, Desert Gold
 Television — KHOU-TV. (Channel 11)
 Radio — KPRC (950 kc)
 Game Times — 8:00

BOSTON CELTICS vs HOUSTON ROCKETS 1972-73

	Boston	Houston	Attendance
January 2 at Houston	130	110	3,155
January 3 at Houston	112	123	4,240
January 10 at Boston	128	107	6,196
January 16 at Boston	139	126	9,110
March 20 at Providence	94	89	11,619
March 25 at Houston	125	121	7,483

1972-73 Record Boston 5, Houston 1 Overall Record (6 years, Boston 28, Houston 7)
 High Point Games 32 Havlicek at Houston 1 3, 36 Newlin at Houston 3/25

CELTICS SCORING vs ROCKETS 1972-73

Name	G.	Min.	FGM-A	Pct.	FTM-A	Pct.	Reb.	As't.	PF	Pts.	Avg	High
Chaney	6	188	31-59	.525	22-32	.688	34	19	23	84	14.0	21
Cowens	6	246	63-126	.500	14-17	.824	113	26	22	140	23.3	29
Finkel	6	36	11-18	.611	1-2	.500	15	2	6	23	3.8	8
Havlicek	6	250	62-124	.500	31-38	.816	49	43	11	155	25.8	32
Kuberski	6	73	13-30	.433	7-12	.583	16	5	7	33	5.5	10
Nease	6	106	19-43	.442	12-14	.857	24	7	14	50	8.3	14
Sanders	5	36	8-14	.571	0-0	.000	8	2	6	16	3.2	6
Sas	6	170	30-60	.500	17-23	.739	71	15	8	77	12.8	22
Westphal	8	55	14-25	.560	4-4	1.000	10	5	10	32	5.3	10
White	6	201	42-98	.438	11-18	.611	26	39	20	95	15.8	21
Williams	6	79	8-18	.444	7-11	.636	19	24	16	23	3.8	8
Celtics	6		301-613	.491	126-171	.737	385	187	143	728	121.3	

ROCKETS SCORING vs CELTICS 1972-73

Name	G	Min	FGM-A	Pct	FTM-A	Pct	Reb	As't	PF	Pts.	Avg	High
Marin	6	219	40-96	.417	12-16	.750	32	18	18	92	15.3	22
McCracken	1	1	0-0	.000	0-0	.000	0	0	0	0	0.0	0
McKenzie	1	6	0-0	.000	0-0	.000	0	0	1	0	0.0	0
McWilliams	3	19	3-9	.333	1-3	.333	1	0	3	7	2.3	5
Meely	6	91	13-36	.361	3-6	.500	26	8	24	29	4.8	15
Moore	6	200	23-59	.390	12-15	.800	60	15	15	58	9.6	16
Murphy	6	123	38-67	.567	19-21	.905	6	29	12	95	15.8	27
Newlin	6	244	51-128	.398	41-44	.932	27	28	22	143	23.8	36
Smith	3	63	8-23	.348	5-6	.833	17	5	7	21	7.0	8
Tomjanovich	6	246	49-113	.434	26-37	.703	75	19	22	124	20.6	30
Walker	8	228	47-99	.475	13-14	.929	21	34	25	107	17.8	25
Rockets	6		272-630	.432	132-162	.815	265	156	139	676	112.7	

KANSAS CITY/OMAHA KINGS

Office: 210 West 14th Street, Kansas City, Missouri 64105
1804 Capitol Avenue, Omaha, Nebraska 68102

Telephone: (816) 421-2672 Kansas City — (402) 346 1323 (Omaha)



Ray Evans — Chairman
Joe Axelson — President, General Manager
Larry Staverman — Assistant General Manager
Bob Cousy — Head Coach
Duff Young — Assistant Coach, Scout
Bruce Sloan — Public Relations Director
Joe Keefe — Trainer
Dom Valentino — Broadcaster
Dr. Howard Ellfeldt — Team Physician
Home Court — Kansas City Municipal Auditorium (9,929) — Omaha Civic Auditorium (9,144)
Team Colors — Red, White and Blue
Television — KMBC (Channel 9) Kansas City
KETV (Channel 7) Omaha
Radio — KMBZ (980 kc) Kansas City
KLNG (1490) Omaha
Game Times — 7.35

BOSTON CELTICS vs KANSAS CITY/OMAHA KINGS 1972-73

	Boston	KC/Omaha	Attendance
November 4 at Boston	107	118	8,836
December 22 at Kansas City	118	90	9,649
February 14 at Omaha	104	101	9,736
March 18 at Boston	109	105	14,481

1972-73 Record Boston 3 KC/Omaha 1 Overall Record (25 years) Boston 123 KC Omaha 76
High Point Games 36 Havlicek at Boston 11-4, 35 Archibald at Boston 11-4 and 3-18

CELTICS SCORING vs KINGS 1972-73

Name	G.	Min.	FGM-A	Pct.	FTM-A	Pct.	Reb.	As't.	PF	Pts.	Avg.	High
Chaney	4	121	19-43	.442	6-7	.857	24	8	16	44	4.0	16
Cowens	4	179	31-72	.431	6-7	.857	61	18	15	68	17.0	28
Finkel	2	13	0-2	.000	0-0	.000	4	1	1	0	0.0	0
Havlicek	4	178	47-89	.528	18-21	.857	22	30	13	112	28.0	36
Kuberski	3	21	3-10	.300	0-0	.000	7	1	1	6	2.0	6
Nelson	3	51	14-23	.609	4-4	1.000	11	1	8	32	10.7	16
Sanders	2	22	2-9	.222	1-1	1.000	3	1	3	5	2.5	5
Silas	4	145	29-59	.492	19-28	.731	55	9	7	77	19.3	24
Westphal	3	20	6-13	.462	4-5	.800	0	1	1	16	5.3	9
White	4	164	29-74	.392	7-7	1.000	17	21	8	65	16.3	26
Williams	4	46	6-9	.667	1-4	.250	7	12	6	13	3.3	9
Celtics	4		186-403	.462	66-82	.805	211	103	79	438	109.5	

KINGS SCORING vs CELTICS 1972-73

Name	G.	Min.	FGM-A	Pct.	FTM-A	Pct.	Reb.	As't.	PF	Pts.	Avg.	High
Archibald	4	192	48-119	.403	40-46	.870	10	52	9	136	34.0	35
Block	2	36	7-15	.467	3-4	.750	9	2	7	17	8.5	12
Gibbs	2	19	1-1	1.000	0-0	.000	1	2	2	2	1.0	2
Green	2	40	7-14	.500	2-2	1.000	11	1	4	16	8.0	10
Goukas	3	138	13-17	.765	3-4	.750	7	16	4	29	9.7	13
Kimball	4	47	5-17	.294	3-5	.600	15	1	4	13	3.3	7
Koos	4	52	11-25	.440	0-0	.000	6	4	3	22	5.5	10
Lacey	4	142	19-45	.422	6-9	.667	43	5	16	44	11.0	14
Ratliff	2	20	1-4	.250	0-2	.000	5	1	3	2	1.0	2
Riley	4	101	23-37	.622	4-4	1.000	43	4	13	50	12.5	24
Van Arsdale	2	75	16-31	.516	3-4	.750	5	3	9	35	17.5	22
Williams	3	98	19-40	.475	10-13	.769	12	5	10	48	16.0	25
Kings	4		170-365	.466	74-93	.796	167	96	84	414	103.5	

LOS ANGELES LAKERS

Office: The Forum, P O. Box 10, Inglewood, California 90306

Telephone: (213) 674-6000

Jack Kent Cooke — Chairman, President
 Pete Newell — General Manager
 Chick Hearn — Assistant General Manager
 Bill Sharman — Coach
 John Barnhill — Assistant Coach
 Bill Bertka — Chief Scout
 Jeff Temkin — Publicity Director
 Frank O'Neill — Trainer
 Dr. Robert K Kerlan — Team Physician
 Home Court — The Forum (17,505)
 Team Colors — Forum Blue and Gold
 Television — KTLA (Channel 5) Chick Hearn,
 Lynn Shackelford
 Radio — KFI (640 kc)
 Game Times — 8:00, Sundays 7:00



BOSTON CELTICS vs LOS ANGELES LAKERS 1972-73

	Boston	Los Angeles	Attendance
October 13 at Boston	112	104	15,316
December 15 at Los Angeles	102	98	17,505
February 7 at Boston	113	112	15,320
March 9 at Los Angeles	119	111	17,505

1972-73 Record: Boston 4, Los Angeles 0 Overall Record (25 years): Boston 113, L.A. 76
 High Point Games: 34 by Dave Cowens twice, 2/7 at Boston and 3/9 at Los Angeles, 35 by
 Gail Goodrich at Boston 2/7

CELTICS SCORING vs LAKERS 1972-73

Name	G	Min	FGM-A	Pct	FTM-A	Pct	Reb	As't	PF	Pts.	Avg
Chaney	4	130	22-50	.440	9-10	.900	24	10	16	53	13.2
Cowens	4	189	59-130	.454	7-9	.778	79	24	19	125	31.2
Finkel	3	9	0-4	.000	0-0	.000	1	0	0	0	0.0
Havlicek	4	195	48-104	.461	7-8	.875	19	33	9	103	25.7
Kuberski	3	16	1-5	.200	0-0	.000	1	1	3	2	0.7
Nelson	4	94	23-47	.489	6-6	1.000	20	7	13	52	13.0
Sanders	3	8	0-1	.000	0-0	.000	2	1	2	0	0.0
Slas	4	142	19-32	.594	5-8	.625	55	17	12	43	10.7
Westphal	3	20	4-9	.444	1-2	.500	3	4	3	9	3.0
White	4	146	22-55	.400	6-9	.667	16	21	14	50	12.5
Williams	3	36	4-10	.400	1-2	.500	6	5	4	9	3.0
Celtics	4	202-447		.452	42-54	.778	226	123	95	446	111.5

LAKERS SCORING vs CELTICS 1972-73

Name	G	Min	FGM-A	Pct	FTM-A	Pct	Reb	As't	PF	Pts.	Avg
Bridges	3	127	9-17	.529	0-0	.000	30	8	11	18	6.0
Chambertain	4	184	20-34	.588	17-34	.500	58	9	12	57	14.2
Counts	3	27	7-18	.389	0-0	.000	13	2	2	14	4.7
Elis	1	4	0-2	.000	0-0	.000	3	0	0	0	0.0
Erickson	4	104	10-25	.400	5-5	1.000	21	15	10	25	6.2
Goodrich	4	121	35-72	.486	14-16	.875	10	8	6	84	21.0
Grant	DNP										
Hairston	1	40	8-16	.500	4-7	.571	18	1	3	20	20.0
McMillian	4	146	32-71	.451	14-14	1.000	26	6	7	78	19.5
Price	2	48	10-18	.555	0-0	.000	6	3	7	20	10.0
Riley	1	25	5-14	.357	2-2	1.000	4	1	2	12	12.0
Robinson	DNP										
West	4	159	36-95	.379	25-30	.833	16	38	9	97	24.2
Lakers	4	172-382		.450	81-108	.750	205	91	69	425	106.2

MILWAUKEE BUCKS

Office: 700 West Wisconsin Avenue, Milwaukee, Wisconsin 53233

Telephone: (414) 272-6030



Wesley D. Pavalon — Chairman
 William Alverson — President
 Mitchell Fromstein — Vice President
 Wayne Embry — Vice President, General Manager
 Larry Costello — Head Coach
 Hubie Brown — Assistant Coach
 John Steinmiller — Director of Publicity
 Eddie Doucette — Broadcaster
 Bill Bates — Trainer
 George Korkos, Thomas Flatley, Conrad Henzelmann
 — Team Physicians
 Home Court — Milwaukee Arena (10,746)
 Team Colors — Forest Green, Red, White
 Radio — WEMP (1250 kc)
 Television — WISN-TV (Channel 12)
 Game Times — 8:00, 1:40

BOSTON CELTICS vs MILWAUKEE BUCKS 1972-73

	Boston	Milwaukee	Attendance
November 17 at Boston	88	95	15,316
November 21 at Milwaukee	116	102	10,587
December 23 at Milwaukee	98	104	10,745
February 11 at Boston	120	96	15,320

1972-73 Record Boston 2, Milwaukee 2 Overall Record (5 years, Boston 10, Milwaukee 17)
 High Point Games 30 John Havlicek at Boston 11/17, 33 Jabbar at Milwaukee 11/21

CELTICS SCORING vs BUCKS 1972-73

Name	G.	Min.	FGM-A	Pct	FTM-A	Pct	Reb	As't	PF	Pts	Avg	High
Chaney	4	112	16-35	457	2-5	400	18	10	10	34	8.5	
Cowens	4	162	39-97	402	7-8	875	47	16	19	85	21.3	
Finkel	4	30	3-15	200	0-0	000	7	3	4	6	1.5	
Havlicek	4	174	42-92	457	18-18	1,000	21	30	11	102	25.5	
Kuberski	4	32	4-13	308	4-5	800	6	0	0	12	3.0	
Nelson	3	71	19-39	487	6-6	1,000	14	5	4	44	14.7	
Sanders	4	23	3-8	375	0-0	000	6	0	2	8	1.5	
Silas	4	142	19-43	442	9-13	692	63	9	5	47	11.8	
Westphal	1	4	1-2	500	3-4	750	0	1	0	5	5.0	
White	4	162	33-81	407	5-5	1,000	18	23	6	71	17.8	
Williams	4	48	4-8	500	2-2	1,000	5	14	2	10	2.5	
Celtics	4	960	183-433	423	56-66	848	205	111	63	422	105.5	

BUCKS SCORING vs CELTICS 1972-73

Name	G.	Min.	FGM-A	Pct	FTM-A	Pct	Reb.	As't	PF	Pts	Avg	High
Ab Jabbar	4	168	53-109	486	10-19	526	59	22	16	116	29.0	
Allen	4	113	29-62	468	1-3	333	15	16	6	59	14.8	
Cunningham	3	24	2-8	250	1-2	500	11	1	3	5	1.7	
Dandridge	4	133	22-56	393	8-9	889	24	6	12	52	13.0	
Davis	4	68	11-22	500	5-6	833	10	4	5	27	6.8	
Driscoll	2	30	4-7	571	2-2	1,000	6	3	3	10	5.0	
Jones	2	23	1-6	167	4-4	1,000	2	3	3	6	3.0	
Lee	1	10	0-4	000	0-0	000	1	1	0	0	0.0	
McGlacklin	4	91	9-23	391	0-0	000	10	8	5	18	4.5	
Perry	3	122	16-37	432	4-5	800	45	6	12	36	12.0	
Robertson	4	147	25-58	431	12-13	923	28	28	10	62	15.5	
Terry	3	31	2-3	667	2-2	1,000	4	1	4	6	2.0	
Bucks	4	960	174-395	441	49-65	754	215	99	79	397	99.3	

NEW YORK KNICKERBOCKERS

Office: Madison Square Garden, 4 Pennsylvania Plaza,
New York, New York 10001

Telephone: (212) 594-6600

Irving Mitchell Felt — Chairman
Edward S. Irish — President
William Holzman — Vice President, General Manager,
Coach
Frank Blauschild — Assistant General Manager,
Public Relations Director
James Wergeles — Business Manager, Director of
Publicity
Richard McGuire — Assistant Coach, Chief Scout
Dick Barnett — Assistant Coach
Dan Whelan — Trainer
Dr. Andrew H. Patterson — Team Physician
Home Court — Madison Square Garden (19,694)
Team Colors — Blue, Orange and White
Television — WOR TV (Channel 9) Bob Wolff,
Cal Ramsey
Radio — KTAR (620 kc) McCoy, Hundley
Radio — WNBC (660 kc) Marv Albert,
John Anariese

Game Times - 7:30, Saturdays 8:00, Sat. aft. 1:30

BOSTON CELTICS vs NEW YORK KNICKERBOCKERS 1972-73

	Boston	New York	Attendance
November 24 at Boston	114	97	15,320
November 25 at New York	94	97	19,694
December 26 at Boston	115	106	15,320
January 27 at New York	108	111	19,694
January 28 at Boston	93	96	15,320
February 27 at New York	91	123	19,694
March 11 at Boston	122	107	15,320
March 24 at New York	108	103	19,694

1972-73 Record Boston 4, New York 4 Overall Record (27 years) Boston 154, N.Y. 102
High Point Games 38 Dave Cowens at Boston 12-26 31 Walt Frazier at N.Y. 11-25

CELTICS SCORING vs KNICKS 1972-73

Name	G.	Min.	FGM-A	Pct.	FTM-A	Pct.	Reb.	As't.	PF	Pts.	Avg.
Chaney	8	294	52-104	.500	23-28	.821	82	25	36	127	15.9
Cowens	8	344	82-162	.506	24-28	.857	123	31	32	188	23.5
Finkel	7	30	3-6	.500	1-3	.333	6	2	4	7	1.0
Havlicek	8	362	68-199	.342	54-61	.885	58	53	30	190	23.8
Kuberski	8	45	7-22	.318	2-4	.500	6	0	8	16	2.0
Nease	7	141	19-46	.413	22-24	.917	22	8	18	60	8.6
Sanders	5	26	1-7	.142	4-4	1.000	9	0	7	6	1.2
Silas	8	270	36-81	.444	27-35	.771	93	17	23	99	12.4
Westphal	5	23	6-8	.750	2-2	1.000	2	2	9	14	2.8
White	8	324	57-167	.341	14-17	.824	43	40	24	128	16.0
Williams	8	60	5-16	.313	0-0	.000	9	11	11	10	1.3
Celtics	8	336-773	434	173-220	.786	433	175	197	845	105.6	

KNICKS SCORING vs CELTICS 1972-73

Name	G.	Min.	FGM-A	Pct.	FTM-A	Pct.	Reb.	As't.	PF	Pts.	Avg.
Barnett	5	49	6-18	.375	3-5	.600	5	4	4	15	3.0
Bibby	4	39	6-14	.429	7-9	.778	8	6	3	19	4.8
Bradley	8	280	40-107	.374	16-18	.889	21	24	34	96	12.0
DeBussch	8	256	43-102	.422	21-26	.808	77	18	26	107	13.4
Frazier	8	340	76-159	.478	41-51	.804	72	47	18	193	24.1
Giannelli	5	56	8-16	.500	6-8	.750	16	3	11	22	4.4
Jackson	8	128	23-44	.523	25-31	.807	29	6	24	71	8.9
Lucas	8	201	28-46	.609	25-29	.862	56	31	17	81	13.5
Meminger	8	175	20-46	.435	15-28	.536	32	20	13	55	6.9
Monroe	6	180	37-83	.446	8-13	.615	21	16	12	82	13.7
Reed	7	212	41-96	.427	13-18	.813	54	14	24	95	13.6
Wingo	2	5	2-3	.667	0-0	.000	4	0	2	4	2.0
Knicks	8	330-778	424	180-234	.769	395	189	186	840	105.0	

PHILADELPHIA 76ers

Office The Spectrum, Philadelphia, Pennsylvania 19148

Telephone: (215) 463-1776



Irving Kosloff — President
 Don DeJardin — General Manager
 Gene Shue — Coach
 Harvey Pollack — Publicity Director
 Pete Schneider — Promotions
 Bill Campbell — Director of Communications
 Jocko Collins — Chief Scout
 Al Domenico — Trainer
 Dr. Stanley Lorber — Team Physician
 Home Court — The Spectrum (17,156)
 Team Colors — Red, White and Blue
 Television — WTAF (Channel 29)
 Radio — WCAU (1210 kc)
 Game Times — 8:00, 1:35, Hershey 8:35

BOSTON CELTICS vs PHILADELPHIA 76ers 1972-73

	Boston	Philadelphia	Attendance
October 23 at Boston	105	85	8,375
December 1 at Philadelphia	105	99	3,748
December 2 at Boston	131	120	8,784
December 30 at Providence	117	107	9,065
January 13 at Philadelphia	111	95	7,128
February 3 at Philadelphia	104	100	6,345
February 4 at Boston	123	115	8,656

1972-73 Record Boston 7, Philadelphia 0 Overall Record (25 years): Boston 136, Phila. 95
 High Point Games- 38 White at Boston 2/4; 29 Carter at Phila 12/1; 29 V. Arsdale at Bos 2/4

CELTICS SCORING vs 76ers 1972-73

Name	G	M:n	FGM-A	Pct	FTM-A	Pct	Reb	As't	PF	Pts	Avg	High
Chaney	6	173	28-60	.467	14-19	.737	38	15	9	70	11.7	20
Cowens	7	285	56-131	.427	13-22	.591	111	25	34	125	17.9	24
Finkel	7	48	10-21	.476	2-5	.400	16	0	6	22	3.1	6
Havlicek	6	224	49-117	.419	22-23	.957	32	39	12	120	20.0	28
Kuberski	7	104	19-43	.442	22-26	.846	37	1	15	60	8.6	18
Nease	6	127	32-59	.542	12-15	.800	38	9	10	76	12.7	19
Sanders	6	39	3-12	.250	1-3	.333	5	1	7	7	1.2	2
Silas	7	228	28-75	.373	28-42	.667	91	12	16	84	12.0	17
Westphal	7	46	4-16	.250	1-4	.250	9	8	8	9	1.3	3
White	7	289	81-168	.482	26-35	.743	40	39	16	188	26.9	38
Williams	7	117	13-31	.419	9-10	.900	24	38	16	35	5.0	14
Celtics	7		323-733	.441	150-204	.735	441	187	149	796	113.7	

76ers SCORING vs CELTICS 1972-73

Name	G	M:n	FGM-A	Pct	FTM-A	Pct	Reb	As't	PF	Pts	Avg	High
Block	5	141	22-59	.373	21-32	.656	36	13	17	65	13.0	21
Boyd	7	203	31-72	.431	13-16	.813	21	25	12	75	10.7	18
Bridges	1	36	6-11	.545	0-0	.000	7	2	2	12	12.0	12
Carter	7	272	67-163	.411	22-29	.759	42	25	26	156	22.3	29
Counts	1	15	2-5	.400	0-0	.000	5	1	2	4	4.0	4
Ellis	4	150	36-65	.554	1-2	.500	34	10	8	73	18.3	26
Green	1	9	0-3	.000	1-3	.333	2	0	1	1	1.0	1
Greer	3	58	5-17	.294	1-2	.500	7	10	8	11	3.7	8
Harburton	2	26	10-17	.588	2-3	.667	4	1	3	22	11.0	16
Leaks	7	223	30-80	.375	14-18	.777	47	6	12	74	10.6	19
Loughery	3	112	18-46	.391	13-14	.929	25	9	11	49	16.3	22
May	2	64	15-27	.555	6-6	1.000	16	7	9	36	18.0	24
Price	5	44	6-16	.375	2-2	1.000	3	3	5	14	2.8	6
Schleuter	7	110	8-22	.364	6-6	1.000	34	6	16	22	3.1	6
Sorenson	1	23	2-10	.200	3-3	1.000	10	0	1	7	2.3	5
Trapp	4	106	15-46	.326	16-19	.842	19	6	16	46	11.5	20
Van Arsdale	2	88	19-47	.404	16-18	.888	16	4	10	54	27.0	29
76ers	7		292-706	.414	137-173	.792	328	128	159	721	103.0	

PHOENIX SUNS

Office: 2303 N. Central, Phoenix, Arizona 85004

Telephone: (602) 258-5753



Richard L. Bloch — President
 Jerry Colangelo — General Manager
 John MacLeod — Head Coach
 Jerry Krause — Head Scout
 Jim Brochu — Public Relations Director
 Joe Proski — Trainer
 Dr. Paul Steingard — Team Physician
 Ted Podleski — Sales Promotion Manager
 Home Court — Veterans Memorial Coliseum (12,721)
 Team Colors — Purple, Orange and Copper
 Television — KTAR (Channel 12) Al McCoy,
 Rod Hundley
 Game Times — 8:00, Sundays 7:00

BOSTON CELTICS vs PHOENIX SUNS 1972-73

	Boston	Phoenix	Attendance
November 15 at Boston	113	94	8,979
December 13 at Phoenix	105	100	8,596
February 20 at Boston	107	97	9,954
March 8 at Phoenix	141	134	10,052

1972-73 Record Boston 4, Phoenix 0 Overall Record (5 years) Boston 16, Phoenix 10
 High Point Games 32 Cowens at Phoenix 3/8, 33 Scott at Boston 11/15

CELTICS SCORING vs SUNS 1972-73

Name	G.	Min	FGM-A	Pct.	FTM-A	Pct.	Reb.	As't.	PF	Pts.	Avg.	High
Chaney	4	112	18-42	.429	4-6	.667	20	7	16	40	10.0	13
Cowens	4	166	39-93	.419	16-21	.762	68	20	17	94	23.5	32
Finkel	4	28	3-7	.429	2-4	.500	7	1	5	8	2.0	4
Havlicek	4	177	37-93	.398	16-17	.941	30	38	7	90	22.5	27
Kuberski	3	22	3-13	.231	0-0	.000	4	2	1	6	2.0	2
Minor	1	3	0-0	.000	0-0	.000	1	1	2	0	0.0	0
Nelson	4	82	21-42	.500	13-15	.867	26	8	12	55	13.8	21
Sanders	2	5	0-0	.000	0-0	.000	1	0	2	0	0.0	0
S. as	4	144	24-40	.600	12-20	.600	50	17	14	60	15.0	19
Westphal	3	16	3-8	.500	4-4	1.000	2	1	5	10	3.3	4
White	4	135	38-87	.437	9-11	.818	24	20	12	85	21.3	27
Williams	4	55	7-15	.467	4-4	1.000	8	11	11	18	4.5	6
Celtics	4		193-438	.441	80-102	.784	241	124	104	466	116.5	

SUNS SCORING vs CELTICS 1972-73

Name	G.	Min	FGM-A	Pct.	FTM-A	Pct.	Reb.	As't.	PF	Pts.	Avg.	High
Cahoun	4	102	9-24	.375	4-7	.571	16	6	9	22	5.5	13
Engish	1	9	1-3	.333	3-3	1.000	1	2	2	5	5.0	5
Green	4	89	8-25	.320	0-0	.000	37	2	15	16	4.0	6
Haskins	4	78	15-35	.429	9-11	.818	8	11	9	39	9.8	18
Hawkins	4	137	28-53	.528	11-17	.647	38	13	11	67	16.8	27
Johnson	1	24	5-13	.385	1-2	.500	8	1	4	11	11.0	11
Layton	4	83	10-28	.357	2-2	1.000	3	10	6	22	5.5	10
Scott	4	148	36-99	.364	25-30	.833	12	18	15	97	24.3	33
Stovall	1	11	0-3	.000	0-0	.000	0	1	1	0	0.0	0
Van Arsdale	4	153	25-62	.403	28-29	.966	14	10	11	78	19.5	27
Walk	4	159	26-67	.388	16-17	.941	61	15	15	68	17.0	26
Wesley	2	12	0-3	.000	0-0	.000	1	0	2	0	0.0	0
Suns	4		163-415	.393	99-118	.839	197	89	100	425	106.3	

PORTLAND TRAILBLAZERS

Office: 380 Lloyd Building, 700 N E Multnomah St., Portland, Ore 97232

Telephone: (503) 234-9291



trail blazers

Herman Sarkowsky — President
 Harry Glickman — Executive Vice President
 Stuart K. Inman — Vice President
 Jack McCloskey — Coach
 Neil Johnston, Assistant Coach
 Leo Marty — Trainer
 John White — Publicity Director
 Dr. Frank B. Smith — Team Physician
 Home Court — Memorial Coliseum (11,815)
 Team Colors — Scarlet, Black, White
 Television — KPTV (Channel 12) Jimmy Jones
 Radio — KOIN (970 kc) Bill Schonely
 Game Times — 8:00, Sunday 2:00, 7:00
 Doubleheaders 6:30

BOSTON CELTICS vs PORTLAND TRAILBLAZERS 1972-73

	Boston	Portland	Attendance
November 22 at Boston	126	107	5,757
December 16 at Portland	123	116	8,808
January 17 at Boston	117	99	5,328
February 16 at Portland	112	105	11,678

1972-73 Record Boston 4, Portland 0 Overall Record (3 years) Boston 10, Portland 2
 High Point Games 36 Jo Jo White at Portland 2/16, 38 Geoff Petrie at Portland 12/16

CELTICS SCORING vs TRAILBLAZERS 1972-73

Name	G.	Min	FGM-A	Pct.	FTM-A	Pct.	Reb.	As't.	PF	Pts.	Avg.	High
Cowens	4	170	56-91	.615	19-25	.760	71	22	11	131	32.8	
Havlicek	4	160	35-77	.455	15-16	.938	31	25	10	85	21.3	
White	4	153	36-74	.486	11-12	.917	19	23	6	83	20.8	
Neison	3	59	16-29	.552	8-11	.727	13	4	7	40	13.3	
Chaney	4	138	21-46	.457	11-14	.786	21	11	16	53	13.3	
Silas	4	119	13-31	.419	19-24	.792	45	22	10	45	11.3	
Westphal	3	27	3-8	.375	3-5	.600	2	5	4	9	3.0	
Finke	4	16	5-8	.625	1-4	.250	7	3	1	11	2.8	
Kuberski	4	31	5-12	.417	0-0	.000	11	0	6	10	2.5	
Sanders	3	48	3-11	.273	1-5	.200	9	3	8	7	2.3	
Williams	4	41	2-8	.250	0-0	.000	7	12	7	4	1.0	
Celtics	4		195-395	.494	92-114	.807	236	131	86	478	119.5	

DISQUALIFICATIONS: Silas 1

TRAILBLAZERS SCORING vs BOSTON 1972-73

Name	G.	Min	FGM-A	Pct.	FTM-A	Pct.	Reb.	As't.	PF	Pts.	Avg.	High
Wicks	4	153	42-95	.442	9-18	.500	49	19	16	93	23.3	
Petrie	4	160	41-95	.432	10-14	.714	13	16	5	92	23.0	
Neal	4	159	20-39	.513	14-20	.700	40	12	18	54	13.5	
Johnson	4	112	21-32	.656	7-9	.778	19	13	7	49	12.3	
C Davis	3	60	14-32	.438	8-15	.500	7	4	6	36	12.0	
Woh	1	21	4-12	.333	2-3	.667	0	7	3	10	10.0	
G. Smith	4	82	15-31	.484	6-9	.667	22	9	14	36	9.0	
Dischinger	2	40	7-15	.467	1-1	1.000	6	7	5	15	7.5	
Steele	3	73	6-15	.400	8-9	.889	10	10	10	20	6.7	
Adelman	4	82	7-20	.350	4-5	.800	5	10	1	18	4.5	
Martin	3	17	2-6	.333	0-0	.000	5	0	6	4	1.3	
B. Davis	1	1	0-2	.000	0-0	.000	0	0	0	0	0.0	
Trailblazers	4		179-395	.453	69-104	.663	176	107	91	427	106.5	

DISQUALIFICATIONS Neal 1, G. Smith 1, Steele 1, Wicks 1

SEATTLE SUPERSONICS

Office: 221 W. Harrison Street, Seattle, Washington 98119

Telephone: (206) 285-2575

Samuel Schulman — President
 Zollie M. Volchok — Executive Vice President
 William F. Russell — General Manager, Coach
 Emmette Bryant — Assistant Coach
 Morris Buckwalter — Administrative Assistant
 David Watkins — Director of Public Relations,
 Advertising

Jack Curran — Trainer

Dr. Martin Kushner, Dr. Jack Nichols
 — Team Physicians

Home Court — Seattle Coliseum (14,065)

Team Colors — Green and Gold

Television — KTNT-TV (Channel 11) Bob Blackburn

Radio — KOMO (1000 kc) Bob Blackburn

Game Times — 8:00, Sundays 7:00



BOSTON CELTICS vs SEATTLE SUPERSONICS 1972-73

	Boston	Seattle	Attendance
November 29 at Boston	120	98	5,263
December 17 at Seattle	123	98	10,633
January 19 at Boston	124	104	14,190
February 18 at Seattle	106	105	12,905

1972-73 Record, Boston 4, Seattle 0 Overall Record (6 years): Boston 23, Seattle 10
 High Point Games 33 White at Boston 1/19, 34 Haywood at Seattle 12/17

CELTICS SCORING vs SONICS 1972-73

Name	G	Min	FGM-A	Pct	FTM-A	Pct	Reb	As't	PF	Pts	Avg	High
Chaney	4	121	26-50	.520	7-12	.583	18	13	7	59	14.8	23
Cowens	4	162	27-63	.429	7-10	.700	65	20	11	61	15.3	18
Finkel	4	30	5-14	.357	1-3	.333	8	0	4	11	2.8	7
Havlicek	4	126	41-83	.494	12-17	.706	31	19	8	94	23.5	28
Kuberski	4	54	13-25	.520	7-10	.700	10	4	4	33	8.3	19
Nelson	3	60	13-33	.394	2-2	1.000	11	5	3	28	9.3	14
Sanders	3	48	7-18	.389	6-6	1.000	10	5	8	20	6.7	10
Silas	4	113	17-40	.425	6-11	.545	41	15	12	40	10.0	12
Westphal	3	19	8-13	.615	3-4	.750	7	3	5	19	6.3	9
White	4	151	45-101	.446	6-11	.545	22	24	4	96	24.0	33
Williams	4	51	6-19	.316	0-0	.000	9	16	3	12	3.0	8
Celtics	4		208-459	.453	57-86	.663	232	124	69	473	118.3	

SONICS SCORING vs CELTICS 1972-73

Name	G	Min	FGM-A	Pct	FTM-A	Pct	Reb	As't	PF	Pts	Avg	High
Beard	4	57	7-22	.318	5-8	.625	5	15	3	19	4.8	8
Brisker	3	54	9-26	.346	3-4	.750	8	4	8	21	7.0	11
Brown	4	138	25-61	.410	4-7	.571	22	26	11	54	13.5	26
Cross	2	13	0-1	.000	0-0	.000	7	1	3	0	0.0	0
Fox	4	129	12-30	.400	14-16	.875	40	8	10	38	9.5	11
Haywood	4	159	51-97	.526	18-19	.947	41	4	5	120	30.0	34
McDaniels	4	36	4-9	.444	5-8	.625	11	2	8	13	3.3	5
McIntosh	4	86	11-30	.367	0-0	.000	20	5	6	22	5.5	10
Snyder	4	156	35-57	.614	7-11	.636	9	9	7	77	19.3	23
Stewart	4	56	7-21	.333	0-0	.000	13	6	6	14	3.5	8
Winfield	3	32	5-11	.455	1-2	.500	5	5	1	11	3.7	6
Wright	4	44	8-14	.571	0-0	.000	10	1	7	16	4.0	6
Sonics	4		174-379	.459	57-75	.760	191	86	75	405	101.3	

CELTICS PLAYOFF SCORING vs ATLANTA HAWKS 1973

Name	G.	Min	FGM-A	Pct	FTM-A	Pct.	Reb	As't.	PF	Pts.	Avg
Chaney	5	62	10-20	.500	2-2	1.000	11	7	15	22	4.4
Cowens	6	269	54-121	.446	6-9	.667	117	27	24	114	19.0
Finkel	4	10	1-3	.333	0-0	.000	2	1	2	2	0.5
Havlicek	6	270	74-149	.497	30-34	.882	30	37	13	178	29.7
Kuberski	6	49	13-28	.464	7-10	.700	9	3	7	33	5.5
Nelson	6	95	18-35	.514	23-25	.920	16	5	10	59	9.8
Sanders	2	8	2-2	1.000	0-2	.000	2	0	1	4	2.0
Silas	6	228	22-54	.407	13-22	.590	98	18	17	57	9.5
Westphal	6	61	12-24	.500	4-5	.800	4	6	9	28	4.7
White	6	266	68-138	.493	18-21	.857	24	47	15	154	25.7
Williams	6	122	16-34	.471	5-6	.833	21	33	25	37	6.2
Celtics	6	290-615	.472	108-136	.794	334	184	138	688	114.7	

CELTICS PLAYOFF SCORING vs NEW YORK KNICKS 1973

Name	G.	Min	FGM-A	Pct	FTM-A	Pct.	Reb	As't.	PF	Pts.	Avg
Chaney	7	226	29-62	.468	10-15	.667	29	18	26	68	9.7
Cowens	7	329	75-152	.493	21-32	.656	99	21	33	171	24.4
Finkel	3	13	5-6	.833	0-0	.000	4	2	2	10	3.3
Havlicek	6	209	38-86	.442	31-40	.775	32	38	11	107	15.3
Kuberski	6	46	6-18	.333	0-0	.000	5	0	8	12	2.0
Nelson	7	208	29-66	.439	26-31	.839	22	10	19	74	10.6
Sanders	3	16	3-7	.429	0-0	.000	3	1	6	6	2.0
Silas	7	284	25-66	.379	18-28	.643	98	21	22	68	9.7
Westphal	5	48	7-15	.467	1-2	.500	3	3	15	15	3.0
White	7	317	67-162	.414	31-33	.939	40	36	29	185	23.6
Williams	4	34	5-13	.385	1-2	.500	6	8	6	11	2.8
Celtics	7	289-653	.443	139-183	.760	330	148	174	715	102.1	

ATLANTA PLAYOFF SCORING vs BOSTON 1973

Name	G	Min	FGM-A	Pct	FTM-A	Pct	Reb	As't.	PF	Pts.	Avg
Bellamy	6	247	34-86	.395	14-31	.452	73	13	17	82	13.6
Bracey	6	123	24-47	.511	11-16	.688	13	20	13	59	9.8
Gilham	6	197	33-81	.407	5-5	1.000	32	31	19	71	11.8
Hudson	6	255	76-166	.458	26-29	.897	47	17	16	178	29.7
Maravich	6	234	65-155	.419	27-34	.794	29	40	24	157	26.2
Mast	4	15	5-5	1.000	0-0	.000	5	1	1	10	2.5
Trapp	6	99	11-32	.430	3-5	.600	21	3	21	25	4.2
Tschogel	3	11	5-8	.625	0-0	.000	4	1	0	10	3.3
Washington	6	226	19-48	.396	5-17	.294	60	14	19	43	7.2
Wetzel	3	33	3-7	.429	0-0	.000	2	4	6	6	2.0
Atlanta	6	275-635	.433	91-137	.664	286	144	136	641	106.8	

NEW YORK PLAYOFF SCORING vs BOSTON 1973

Name	G	Min	FGM-A	Pct	FTM-A	Pct.	Reb	As't.	PF	Pts.	Avg
Barnett	3	14	2-4	.500	0-0	.000	0	2	3	4	1.3
Bibby	4	36	5-15	.333	4-8	.500	1	2	5	14	3.5
Bradley	7	221	36-79	.456	14-16	.875	21	18	29	88	12.3
DeBusschere	7	263	49-112	.438	14-16	.975	71	33	21	112	16.0
Frazier	7	322	70-135	.519	43-53	.811	51	44	20	183	26.1
Gianelli	4	43	9-15	.600	3-7	.429	10	1	5	21	5.3
Jackson	7	134	30-47	.638	10-18	.625	25	8	22	70	10.0
Lucas	7	163	19-46	.413	11-12	.917	35	20	21	49	7.0
Meminger	7	176	21-38	.552	12-20	.600	25	19	11	54	7.7
Monroe	6	154	31-62	.500	8-11	.727	20	12	13	70	10.0
Reed	7	194	33-76	.434	7-8	.875	45	9	29	73	10.4
Wingo	2	10	3-7	.428	1-2	.500	4	0	1	7	3.5

BOSTON CELTICS COMPLETE PLAYOFF SCORING 1973

Name	G	Min	FGM-A	Pct	FTM-A	Pct.	Reb.-Avg.	As't.-Avg.	PF	Pts.	Avg.	High
Chaney	12	288	39-82	.476	12-17	.706	40-3.3	25-2.1	41	90	7.5	18
Cowens	13	598	129-273	.473	27-41	.659	216-16.6	48-3.7	47	285	21.9	33
Finkel	7	23	6-9	.667	0-0	.000	6-0.9	3-0.4	4	12	1.7	6
Havlicek	12	479	112-235	.477	61-74	.824	62-5.2	75-6.3	24	285	23.8	54
Kuberski	12	95	19-46	.413	7-10	.700	14-1.2	3-0.3	15	45	3.8	10
Nelson	13	303	47-101	.465	49-56	.875	38-2.9	25-1.2	29	143	11.0	21
Sanders	5	24	5-9	.556	0-2	.000	5-1.0	1-0.2	7	10	2.0	6
Silas	13	512	47-120	.392	31-50	.620	196-15.1	39-3.0	39	125	9.6	19
Westphal	11	109	19-39	.487	5-7	.714	7-0.6	9-0.6	24	43	3.9	12
White	13	583	135-300	.450	49-54	.907	64-4.9	83-6.4	44	319	24.5	34
Williams	10	160	21-47	.447	6-8	.750	27-2.7	41-4.1	31	48	4.8	10
Celtics	13	579-1268	.457	247-319	.774	664	51.1	332	25.5	302	1403	107.9
Opponents	13	583-1271	.459	218-306	.712	590	45.4	305	23.5	310	1377	105.9

BOSTON CELTICS ALL-TIME RECORDS

Player in One Game

Points:	51	Sam Jones at Detroit, October 29, 1965 (21 FG, 9 FT.)
	46	Bob Cousy vs. New York at Boston, February 7, 1960 (18 FG., 10 FT.)
	46	Ed Macauley vs. Minneapolis at Boston, March 6, 1953 (18 FG., 10 FT.)
	45	Tom Heinsohn at Syracuse, December 25, 1961 (19 FG., 7 FT.)
	44	Bill Sharman vs. New York at Boston, December 26, 1957 (17 FG., 10 FT.)
FGA :	42	John Havlicek vs. Baltimore at Boston, February 3, 1965
FGM	21	Sam Jones at Detroit, October 29, 1965 (FGA 35)
FTA	24	John Havlicek vs. Seattle at Boston, February 6, 1970
FTM	19	Bill Sharman at Philadelphia, March 8, 1956
	19	Frank Ramsey at Detroit, December 3, 1957
	19	John Havlicek vs. Seattle at Boston, February 6, 1970
Rebs :	51	Bill Russell vs. Syracuse at Boston, February 8, 1960
	49	Bill Russell vs. Philadelphia at Boston, November 19, 1957
	49	Bill Russell vs. Detroit at Providence, March 11, 1965
As'ts.	28	Bob Cousy vs. Minneapolis at Boston, February 27, 1959

Player in One Half

Points	32	Ed Macauley vs. Detroit at Boston, January 15, 1958
FGA	23	Bob Cousy vs. New York at Boston, March 10, 1959
FGM	13	Sam Jones at Detroit, October 29, 1965
FTA	15	John Havlicek vs. Seattle at Boston, February 6, 1970
FTM	12	Frank Ramsey at Detroit, December 3, 1957
	12	John Havlicek vs. Seattle at Boston, February 6, 1970
Rebs	32	Bill Russell vs. Philadelphia at Boston, November 11, 1957
As'ts	19	Bob Cousy vs. Minneapolis at Boston, February 27, 1959

Player in One Quarter

Points	23	Tom Heinsohn vs. Cincinnati at Boston, February 8, 1959
	12	(overtime period) Bob Cousy at Syracuse, February 2, 1951
FGA	17	Bob Cousy vs. New York at Boston, March 10, 1959
FGM	10	Tom Heinsohn vs. Cincinnati at Boston, February 8, 1959
FTA	13	Bill Russell at Philadelphia, February 9, 1959
FTM	11	Frank Ramsey at Detroit, December 3, 1957
Rebs	17	Bill Russell vs. Philadelphia at Boston, November 16, 1957
	17	Bill Russell vs. Cincinnati at Boston, December 12, 1958
	17	Bill Russell at Syracuse, February 5, 1960
As'ts	12	Bob Cousy vs. Minneapolis at Boston, February 27, 1959
PF	5	Jim Loscutt vs. Cincinnati at Boston, November 12, 1962

Team in One Game

Points	173	vs. Minneapolis at Boston, February 27, 1959
FGA	150	vs. Philadelphia at Boston, December 2, 1960
FGM	72	vs. Minneapolis at Boston, February 27, 1959
FTA	66	at Minneapolis, November 28, 1954
FTM	56	at Minneapolis, November 28, 1954
Rebs	112	vs. Detroit at Boston, December 24, 1960
As'ts	43	vs. Baltimore at Boston, January 11, 1953
	43	vs. Minneapolis at Boston, February 27, 1959

Team in One Half

Points	91	vs. Detroit at Providence, February 10, 1960
	91	at Cincinnati, November 11, 1959
FGA	83	at Philadelphia, December 27, 1960
FGM	40	vs. Minneapolis at Boston, February 27, 1959
FTA	39	at Chicago, January 9, 1963
FTM	32	vs. Syracuse at Boston, January 30, 1951
Rebs	65	vs. Cincinnati at Boston, January 12, 1962
As'ts	26	vs. Detroit at Boston, November 3, 1963

Team in One Quarter

Points	54	vs. San Diego at Boston, February 25, 1970
	21	(overtime period) at San Francisco, January 2, 1963
FGA	47	vs. Minneapolis at Boston, February 27, 1959
FGM	23	vs. Minneapolis at Boston, February 27, 1959
FTA	30	at Chicago, January 9, 1963
FTM	23	at Chicago, January 9, 1963
Rebs	35	vs. Minneapolis at Boston, February 26, 1960
As'ts	16	vs. Minneapolis at Boston, February 27, 1959

BOSTON CELTICS ALL-TIME PLAYOFF RECORDS

Player in One Game

Points	54	John Havlicek vs. Atlanta at Boston, April 1, 1973
FGA	36	John Havlicek vs. Atlanta at Boston, April 1, 1973
FGM	24	John Havlicek vs. Atlanta at Boston, April 1, 1973
FTA	32	Bob Cousy vs. Syracuse at Boston, March 21, 1953****
FTM	23	Bob Cousy vs. Syracuse at Boston, March 21, 1953 (18 in a row)****
Rebs	40	Bill Russell vs. St. Louis at Boston, March 29, 1960
	40	Bill Russell vs. Los Angeles at Boston, April 18, 1962
As'ts	19	Bob Cousy vs. St. Louis at Boston, April 9, 1958
	19	vs. Minneapolis at St. Paul, April 7, 1959

Player in One Half

Points	30	John Havlicek vs. Atlanta at Boston, April 1, 1973
FGA	19	John Havlicek vs. Atlanta at Boston, April 1, 1973
FGM	14	John Havlicek vs. Atlanta at Boston, April 1, 1973
FTA	15	Bill Russell vs. St. Louis at Boston, April 11, 1961
FTM	11	Frank Ramsey vs. Los Angeles at Boston, April 14, 1962
Rebs	25	Bill Russell vs. St. Louis at Boston, March 29, 1960
	25	Bill Russell vs. Los Angeles at Boston, April 18, 1962
As'ts	11	Bob Cousy vs. Cincinnati at Boston, April 10, 1963
PF	6	Gene Conley vs. Syracuse at Boston, March 27, 1959
	6	Frank Ramsey vs. Syracuse at Boston, April 1, 1959

Player in One Quarter

Points	19	Sam Jones at New York, March 28, 1967
	12	(overtime period) Bob Cousy at Syracuse, March 17, 1954
FGA	11	John Havlicek vs. Atlanta at Boston, April 1, 1973
FGM	8	John Havlicek vs. San Francisco at Boston, April 18, 1964
	8	Sam Jones at New York, March 28, 1967
FTA	10	Frank Ramsey vs. Minneapolis at Boston, April 4, 1959
FTM	9	Frank Ramsey vs. Minneapolis at Boston, April 4, 1959
Rebs	19	Bill Russell vs. Los Angeles at Boston, April 18, 1962
As'ts	8	Bob Cousy vs. St. Louis at Boston, April 9, 1957
PF	5	Arnie Risen vs. Syracuse at Boston, March 21, 1957

Team in One Game

Points:	142	vs. Los Angeles at Boston, April 18, 1965
FGA	140	vs. Syracuse at Boston, March 18, 1959
FGM	61	vs. St. Louis at Boston, March 27, 1960
FTA	64	vs. Syracuse at Boston, March 21, 1953****
FTM	57	vs. Syracuse at Boston, March 21, 1953****
Rebs:	107	vs. Philadelphia at Boston, March 19, 1960
As'ts	38	at Los Angeles, April 21, 1965

Team in One Half

Points	78	vs. Los Angeles at Boston, April 18, 1965
FGA	77	vs. Philadelphia at Boston, March 22, 1960
FGM	32	vs. St. Louis at Boston, March 27, 1960
	32	vs. Philadelphia at Boston, April 1, 1962
FTA	30	vs. St. Louis at Boston, April 9, 1958
FTM	20	vs. St. Louis at Boston, March 30, 1958
Rebs	60	vs. Philadelphia at Boston, March 19, 1960
As'ts	21	vs. St. Louis at Boston, April 9, 1957
PF.:	21	vs. Cincinnati at Boston, March 28, 1963

Team in One Quarter

Points	46	vs. St. Louis at Boston, March 27, 1960
FGA	42	vs. Philadelphia at Boston, March 22, 1960
FGM	21	vs. Los Angeles at Boston, April 18, 1965
FTA	18	vs. Los Angeles at Boston, April 18, 1962
FTM	14	vs. Minneapolis at Boston, April 5, 1959
Rebs	31	vs. Philadelphia at Boston, March 19, 1960
	31	vs. Syracuse at Boston, March 23, 1961
As'sts	11	vs. St. Louis at Boston, April 9, 1957
PF	11	vs. Los Angeles at Boston, April 17, 1966
Disq.	3	vs. Los Angeles at Boston, April 18, 1962

*Denotes overtime

BOSTON CELTICS ALL-TIME SEASON RECORDS

Individual

Most Points	— 2,338	by John Havlicek, 1970-71 (81 games)
Most Seasons over 1,000 Points	— 13	by Bob Cousy
Highest Per Game Average	— 28.9	by John Havlicek, 1970-71
Longest Consecutive Games Streak	— 465	by Don Nelson, January 30, 1967 to December 16, 1972
Most Field Goals Made	— 897	by John Havlicek, 1971-72
Most Field Goals Attempted	— 1,982	by John Havlicek, 1970-71
Highest Field Goal Average	— .512	by Bailey Howell, 1966-67
Most Free Throws Attempted	— 677	by John Havlicek, 1970-71
Most Free Throws Made	— 554	by John Havlicek, 1970-71
Highest Free Throw Percentage	— .932	by Bill Sharman, 1958-59 (FTA, 367, FTM, 342)
Most Consecutive Free Throws Made	— 55	by Bill Sharman, November 22, 1956-December 27, 1956
Most Consecutive Free Throws Made	— 56	(playoffs) by Bill Sharman, March 18, 1959-April 9, 1959
Most Rebounds	— 1,930	by Bill Russell, 1963-64
Most Assists	— 715	by Bob Cousy, 1959-60
Highest Assists Average	— 9.5	by Bob Cousy, 1959-60
Most Personals	— 350	on Dave Cowens, 1970-71
Most Minutes	— 3,698	by John Havlicek, 1971-72 (82 games)
Most Minutes Per Game	— 45.4	by John Havlicek, 1970-71
Most Disqualifications	— 19	by Tom Sanders, 1964-65

Team

Most Wins	— 68,	1972-73
Most Losses	— 48,	1969-70
Most Consecutive Wins	— 17,	November 28, 1959-December 30, 1959
Most Consecutive Losses	— 10,	January 7, 1949-January 30, 1949
Highest Winning Percentage	— .829	(68 wins, 14 losses), 1972-73
Lowest Winning Percentage	— .324	(22 wins, 46 losses), 1949-50
Most Wins at Home	— 33	(6 losses), 1972-73
Fewest Wins at Home	— 12	(14 losses), 1949-50
Most Points in Season	— 9,687	(80 games), 1961-62
Highest Average Points Per Game	— 124.5,	1959-60
Lowest Average Points Against Per Game	— 104.5,	1964-65, 1972-73
Highest Average Points Per Game at Home	— 128.6,	1959-60
Highest Average Points Per Game Away	— 122.4,	1959-60
Most Field Goals Attempted	— 9,295,	1960-61
Most Field Goals Made	— 3,855,	1961-62
Highest Free Throw Percentage	— .786,	1969-70
Most Free Throws Attempted	— 2,983,	1967-68
Most Free Throws Made	— 2,216,	1966-67
Highest Field Goal Percentage	— .453,	1971-72
Most Rebounds	— 6,131,	1960-61
Most Assists	— 2,310,	1972-73
Most Personals	— 2,320,	1969-70
Most Disqualifications	— 56,	1952-53
Most Players Averaging Double Figures	— 7,	1959-60; 1962-63; 1965-66, 1967-68

HOME COURT RECORDS

PLAYER Full Game

- Most Points—62 by Chamberlain, Philadelphia vs. Boston, Jan. 14, 1962
Most Field Goals Attempted—56 by Chamberlain, Philadelphia vs. Chicago, Jan. 24, 1962
Most Field Goals Scored—27 by Chamberlain, Philadelphia vs. Boston, Jan. 14, 1962.
Most Consecutive Goals Scored—18 by Chamberlain, San Francisco vs. New York, Nov. 27, 1963.
Most Foul Tries Attempted—32 by Cousy, Boston vs. Syracuse, March 21, 1953.****#
Most Foul Tries Scored—30 by Cousy, Boston vs. Syracuse, March 21, 1953.****#
Most Consecutive Fouls Scored—19 by Pettit, St. Louis vs. Boston, Nov. 22, 1961.
Most Rebounds—51 by Russell, Boston vs. Syracuse, Feb. 5, 1960.
Most Assists—28 by Cousy, Boston vs. Minneapolis, Feb. 27, 1959.
Most Personals—7 on Hannum, Syracuse vs. Boston, Dec. 26, 1950;
7 on Al Cervi, Syracuse vs. Boston, March 21, 1953.****

PLAYER One Half

- Most Points—39 by Greer, Syracuse vs. Boston, Feb. 14, 1959.
Most Field Goals Attempted—32 by Chamberlain, Philadelphia vs. Chicago, Jan. 24, 1962.
Most Field Goals Scored—18 by Greer, Syracuse vs. Boston, Feb. 14, 1959
Most Foul Tries Attempted—17 by Sears, New York vs. Boston, Nov. 3, 1956;
17 by Chamberlain, San Francisco vs. Boston, Feb. 9, 1963
Most Free Throws Scored—16 by Sears, New York vs. Boston, Nov. 3, 1956
Most Rebounds—32 by Russell, Boston vs. Philadelphia, Nov. 16, 1957.
Most Assists—19 by Cousy, Boston vs. Minneapolis, Feb. 27, 1959
Most Personals—6 on Schultz, Minneapolis vs. Boston, Nov. 18, 1951; 6 on Twyman, Cincinnati vs. Boston, Oct. 17, 1959, 6 on Palmer, New York vs. St. Louis, Feb. 3, 1960.

PLAYER One Quarter

- Most Points—23 by Heinsohn, Boston vs. Cincinnati, Feb. 4, 1959; 23 by Palazzi, Syracuse vs. Philadelphia, Feb. 20, 1958; 23 by Yardley, Detroit vs. Boston, Jan. 13, 1958.
Most Field Goals Attempted—20 by Chamberlain, Philadelphia vs. Chicago, Jan. 24, 1962
Most Field Goals Scored—10 by Heinsohn, Boston vs. Cincinnati, Feb. 8, 1959; 10 by Chamberlain, Philadelphia vs. Syracuse, Nov. 25, 1959.
Most Free Throws Attempted—14 by Sears, New York vs. Boston, Nov. 3, 1956, 14 by Spoelstra, Minneapolis vs. Boston, Jan. 5, 1958. (Providence)
Most Free Throws Scored—12 by Sears, New York vs. Boston, Nov. 3, 1956.
Most Rebounds—17 by Russell, Boston vs. Philadelphia, Nov. 16, 1957; 17 by Russell, Boston vs. Cincinnati, Dec. 12, 1958*; 17 by Russell, Boston vs. Syracuse, Feb. 5, 1960*.
Most Assists—12 by Cousy, Boston vs. Minneapolis, Feb. 27, 1959
Most Personals—5 on Hutton, Minneapolis vs. Boston, Nov. 11, 1951; 5 on Loscutoff, Boston vs. Cincinnati, Nov. 12, 1962, 5 on Krebs, Los Angeles vs. Boston, Apr. 21, 1963#.

ONE TEAM Full Game

- Most Points—173 by Boston vs. Minneapolis, Feb. 27, 1959
Most Field Goals Attempted—150 by Boston vs. Philadelphia, March 2, 1960
Most Field Goals Scored—72 by Boston vs. Minneapolis, Feb. 27, 1959.
Most Free Throws Attempted—64 by Boston vs. Syracuse, March 21, 1953****#; 64 by Syracuse vs. Boston, March 21, 1953****#.
Most Free Throws Scored—57 by Boston vs. Syracuse, March 21, 1953****#.
Most Rebounds—112 by Boston vs. Detroit, Dec. 24, 1960
Most Assists—43 by Boston vs. Baltimore, Jan. 11, 1953; 43 by Boston vs. Minneapolis, Feb. 27, 1959.
Most Personals—55 on Syracuse vs. Boston, March 21, 1953****#.

ONE TEAM
One Half

- Most Points—91 by Boston vs Detroit, Feb. 10, 1960 (Providence); 91 by Boston vs. Cincinnati, Nov. 11, 1959.
Most Field Goals Attempted—80 by Boston vs. Minneapolis, Feb. 27, 1959.
Most Field Goals Scored—40 by Boston vs. Minneapolis, Feb. 27, 1959.
Most Free Throws Attempted—43 by New York vs. Boston, Nov. 3, 1956
Most Free Throws Scored—32 by Boston vs. Syracuse, Jan. 30, 1951
Most Rebounds—65 by Boston vs. Cincinnati, Jan. 12, 1962.
Most Assists—26 by Boston vs. Detroit, Nov. 3, 1962.
Most Personals—28 on Syracuse vs. Boston, Dec. 26, 1950.
Most Disqualifications—6 from Syracuse vs. Boston, Dec. 26, 1950.

ONE TEAM
One Quarter

- Most Points—54 by Boston vs. San Diego at Boston, February 25, 1970
Most Field Goals Attempted—47 by Boston vs. Minneapolis, Feb. 27, 1959
Most Field Goals Scored—23 by Boston vs. Minneapolis, Feb. 27, 1959.
Most Free Throws Attempted—29 by New York vs. Boston, Nov. 3, 1956
Most Free Throws Scored—20 by Minneapolis vs. Boston, Dec. 21, 1957.
Most Rebounds—35 by Boston vs. Minneapolis, Feb. 26, 1960.
Most Assists—16 by Boston vs. Minneapolis, Feb. 27, 1959.
Most Personals—16 by Syracuse vs. Boston, Dec. 26, 1950
Most Disqualifications—6 from Syracuse vs. Boston, Dec. 26, 1950.

TWO TEAMS
Full Game

- Most Points—312 (Boston 173, Minneapolis 139), Feb. 27, 1959
Most Field Goals Attempted—274 (Boston 149, Detroit 125), Jan. 27, 1961.
Most Field Goals Scored—119 (Boston 72, Minneapolis 47), Feb. 27, 1959,
119 (Boston 64, New York 55), March 9, 1960
Most Free Throws Attempted—128 (Boston 64, Syracuse 51), March 21,
1953****#.
Most Free Throws Scored—108 (Boston 57, Syracuse 64), March 21,
1953****#.
Most Rebounds—196 (Boston 106, Detroit 90), Jan. 27, 1961.
Most Assists—73 (Boston 37, Milwaukee 36), Dec. 15, 1954
Most Personals—106 (Boston 51, Syracuse 53), March 21, 1953****#.
Most Disqualifications—12 (Syracuse 7, Boston 5), March 21, 1953****#

TWO TEAMS
One Half

- Most Points—165 (Boston 90, Minneapolis 65), Feb. 27, 1959
Most Field Goals Attempted—153 (Boston 80, Minneapolis 73),
Feb. 27, 1959.
Most Field Goals Scored—70 (Boston 40, Minneapolis 30), Feb. 27, 1959.
Most Free Throws Attempted—68 (New York 43, Boston 25), Nov. 3, 1956.
Most Free Throws Scored—54 (Boston 32, Syracuse 22), Dec. 26, 1950; 54
(Boston 31, Rochester 23), Feb. 1, 1953.
Most Rebounds—103 (Boston 55, Detroit 48), Jan. 27, 1961
Most Assists—38 (Boston 24, Baltimore 14), Jan. 11, 1953
Most Personals—51 (Syracuse 28, Boston 23), Dec. 26, 1950
Most Disqualifications—11 (Syracuse 6, Boston 5), Dec. 26, 1950

TWO TEAMS
One Quarter

- Most Points—96 (Boston 52, Minneapolis 44), Feb. 27, 1959.
Most Field Goals Attempted—86 (Boston 47, Minneapolis 39), Feb. 27, 1959
Most Field Goals Scored—40 (Boston 23, Minneapolis 17), Feb. 27, 1959
Most Free Throws Attempted—49 (New York 29, Boston 20), Nov. 3, 1956
Most Free Throws Scored—37 (New York 19, Boston 18), Nov. 3, 1956
Most Rebounds—64 (Syracuse 34, Boston 30), March 11, 1961
Most Assists—21 (Boston 13, Baltimore 8), Jan. 11, 1952, 21 (Boston 13,
Indianapolis 8), Jan. 20, 1952, 21 (Boston 16, Minneapolis 5), Feb. 27,
1959, 21 (Chicago 11, Boston 10), Dec. 1, 1961; 21 (Boston 15, Detroit
6), Nov. 3, 1962.
Most Personals—27 (Syracuse 16, Boston 11), Dec. 26, 1950.
Most Disqualifications—7 (Syracuse 4, Boston 3), Dec. 26, 1950.

#Denotes play-off game

* Each over-time period played.

YEARLY DEPARTMENT LEADERS FOR BOSTON CELTICS

LEADING SCORER

	G.	Pts.	Avg.
Connie Simmons	1946-47	60	620 10.3
Ed Sadowski	1947-48	47	910 19.4
George Noststrand	1948-49	60	589 9.8
Sonny Hertzberg	1949-50	68	693 10.2
Ed Macauley	1950-51	68	1384 20.4
Bob Cousy	1951-52	66	1433 21.7
Bob Cousy	1952-53	71	1407 19.8
Bob Cousy	1953-54	72	1383 19.2
Bob Cousy	1954-55	71	1504 21.2
Bill Sharman	1955-56	72	1434 19.9
Bill Sharman	1956-57	67	1413 21.1
Bill Sharman	1957-58	63	1402 22.3
Bill Sharman	1958-59	72	1466 20.4
Tom Heinsohn	1959-60	71	1629 21.7
Tom Heinsohn	1960-61	74	1579 21.3
Tom Heinsohn	1961-62	78	1742 22.3
Sam Jones	1962-63	76	1499 19.7
John Havlicek	1963-64	80	1595 19.9
Sam Jones	1964-65	80	2070 24.8
Sam Jones	1965-66	78	1577 23.2
John Havlicek	1966-67	81	1733 21.4
John Havlicek	1967-68	82	1700 20.7
John Havlicek	1968-69	82	1771 21.6
John Havlicek	1969-70	81	1960 24.2
# John Havlicek	1970-71	81	2338 28.9
John Havlicek	1971-72	82	2252 27.5
John Havlicek	1972-73	80	1902 23.8

BEST FREE THROWER

	G.	FTA	FTM	Pct.
Tony Kappen	1946-47	161	128	.795
Mike Bloom	1947-48	229	160	.699
Jim Seminoff	1948-49	219	151	.689
Tony Lavell	1949-50	197	168	.853
Charles Cooper	1950-51	270	223	.826
Bill Sharman	1951-52	213	183	.859
* Bill Sharman	1952-53	401	341	.850
* Bill Sharman	1953-54	392	331	.844
* Bill Sharman	1954-55	387	347	.897
* Bill Sharman	1955-56	413	358	.867
* Bill Sharman	1956-57	421	381	.905
Bill Sharman	1957-58	338	302	.893
#* Bill Sharman	1958-59	367	342	.932
Bill Sharman	1959-60	291	252	.866
* Bill Sharman	1960-61	228	210	.921
Frank Ramsey	1961-62	405	334	.825
Tom Heinsohn	1962-63	407	340	.835
Tom Heinsohn	1963-64	342	283	.827
Sam Jones	1964-65	522	428	.820
* Larry Siegfried	1965-66	311	274	.881
Sam Jones	1966-67	371	318	.857
Larry Siegfried	1967-68	272	236	.868
Larry Siegfried	1968-69	389	336	.864
John Havlicek	1969-70	578	488	.844
John Havlicek	1970-71	677	554	.818
John Havlicek	1971-72	549	458	.834
John Havlicek	1972-73	431	370	.859

TOP PLAY-MAKER

	G.	As't.	Avg.
C. Simmons	1946-47	60	62 1.0
Ed Sadowski	1947-48	47	74 1.6
Jim Seminoff	1948-49	58	229 3.9
Jim Seminoff	1949-50	65	249 3.8
Bob Cousy	1950-51	69	341 4.9
Bob Cousy	1951-52	66	441 6.7
* Bob Cousy	1952-53	71	547 7.7
* Bob Cousy	1953-54	72	518 7.2
* Bob Cousy	1954-55	71	557 7.8
* Bob Cousy	1955-56	72	642 8.9
* Bob Cousy	1956-57	64	478 7.5
* Bob Cousy	1957-58	65	463 7.1
* Bob Cousy	1958-59	65	557 8.6
#* Bob Cousy	1959-60	75	715 9.5
Bob Cousy	1960-61	76	591 7.8
Bob Cousy	1961-62	75	584 7.8
Bob Cousy	1962-63	76	515 6.8
K. C. Jones	1963-64	80	407 5.1
K. C. Jones	1964-65	78	437 5.6
K. C. Jones	1965-66	80	503 6.3
Bill Russell	1966-67	81	472 5.8
John Havlicek	1967-68	82	384 4.7
John Havlicek	1968-69	82	441 5.4
John Havlicek	1969-70	81	550 6.8
John Havlicek	1970-71	81	607 7.5
John Havlicek	1971-72	82	614 7.5
John Havlicek	1972-73	80	529 6.6

* Led NBA for season

BEST SHOOTING AVERAGE

	FGA.	FGM.	Pct.
Connie Simmons	768	246	.320
Ed Sadowski	953	308	.323
Gene Stump	580	183	.333
Bob Kinney	621	233	.375
Ed Macauley	985	459	.466
Bob Donham	413	201	.487
* Ed Macauley	997	451	.452
Ed Macauley	950	462	.488
Bill Sharman	1062	533	.427
Bill Sharman	1229	538	.438
Bill Russell	649	277	.427
Bill Russell	1032	456	.442
Bill Russell	997	456	.457
Bill Russell	1189	555	.467
Sam Jones	1062	474	.446
Sam Jones	1283	589	.459
Sam Jones	1305	621	.476
Sam Jones	1359	612	.450
Sam Jones	1818	821	.452
Sam Jones	1335	626	.469
# Bailey Howell	1242	636	.514
Don Nelson	632	312	.494
Bailey Howell	1257	612	.487
Don Nelson	920	461	.501
Don Nelson	881	412	.468
Dave Cowens	1357	857	.484
Don Chaney	859	414	.482

TOP REBOUNDER

	G.	No.	Avg.
Ed Macauley	68	616	9.1
Bob Harris	66	531	8.0
Ed Macauley	69	629	9.1
Ed Macauley	71	571	8.0
Ed Macauley	71	600	7.0
Jack Nichols	60	625	10.4
Bill Russell	48	943	19.6
* Bill Russell	69	1564	22.7
* Bill Russell	70	1612	23.0
Bill Russell	74	1778	24.0
Bill Russell	78	1868	23.9
Bill Russell	76	1891	24.9
Bill Russell	78	1843	23.6
# Bill Russell	78	1930	24.7
* Bill Russell	78	1878	24.1
Bill Russell	78	1779	22.8
Bill Russell	81	1700	21.0
Bill Russell	78	1451	18.6
Bill Russell	77	1484	19.3
John Havlicek	81	635	7.8
Dave Cowens	81	1216	15.0
Dave Cowens	79	1203	15.2
Dave Cowens	82	1329	16.2

MOST PERSONALS

	G.	Pf.	Avg.
Connie Simmons	60	130	2.2
Ed Sadowski	47	182	3.9
Jim Seminoff	58	229	3.9
Bob Kinney	60	251	4.2
Kieggie Hermon	71	261	3.8
Bob Brannum	66	235	3.6
Bob Brannum	71	287	4.0
Bob Brannum	71	280	3.9
Frank Ramsey	84	250	3.9
Arnie Risen	68	300	4.4
Tom Heinsohn	72	304	4.2
Tom Heinsohn	69	274	4.0
Jim Loscutoff	66	285	4.3
Tom Heinsohn	75	275	3.7
Frank Ramsey	79	284	3.6
Tom Heinsohn	78	280	3.6
Tom Heinsohn	77	267	3.5
Tom Heinsohn	76	268	3.5
Tom Sanders	80	318	3.9
Tom Sanders	72	317	4.4
Tom Sanders	81	304	3.8
Tom Sanders	78	300	3.8
Tom Sanders	82	293	3.6
Hank Finkel	80	292	3.7
# Dave Cowens	81	350	4.3
Dave Cowens	79	314	3.9
Dave Cowens	82	311	3.8

CELTICS COACHES

ARNOLD (RED) AUERBACH

Year	Team	Regular Season		Playoffs	
		Won	Lost	Won	Lost
1946-47	Washington	49	11	2	4
1947-48	Washington	28	20	—	—
1948-49	Washington	38	22	6	5
1949-50	Tri-Cities	28	29	1	2
1950-51	Boston	39	30	0	2
1951-52	Boston	39	27	1	2
1952-53	Boston	46	25	3	3
1953-54	Boston	42	30	2	4
1954-55	Boston	36	36	3	4
1955-56	Boston	39	33	1	2
1956-57	Boston	44	28	7	3
1957-58	Boston	49	23	6	5
1958-59	Boston	52	20	8	3
1959-60	Boston	59	16	8	5
1960-61	Boston	57	22	8	2
1961-62	Boston	60	20	8	6
1962-63	Boston	58	22	8	5
1963-64	Boston	59	21	8	2
1964-65	Boston	62	18	8	4
1965-66	Boston	54	26	11	6
TOTAL		938	479	99	69

JOHN (HONEY) RUSSELL

1946-47	Boston	22	38	—	—
1947-48	Boston	20	28	1	2
TOTAL		44	66	1	2

ALVIN (DOGGIE) JULIAN

1948-49	Boston	25	35	—	—
1949-50	Boston	22	46	—	—
TOTAL		47	81	—	—

BILL RUSSELL

1966-67	Boston	60	21	4	5
1967-68	Boston	54	28	12	7
1968-69	Boston	48	34	12	6
TOTAL		162	83	28	18

TOM HEINSOHN

1969-70	Boston	34	48	—	—
1970-71	Boston	44	38	—	—
1971-72	Boston	56	26	5	6
1973-74	Boston	68	14	7	6
TOTAL		202	126	12	12

Red Auerbach speaks out on Rodman . . .

**“I had
to ‘buy’
the place
before I
agreed to
sell it!”**



I'm beginning my third season as radio-tv spokesman for Rodman of Foxboro. And when I say I had to "buy" Rodman first, I mean I had to *believe* in the Rodman way of doing business. The people at Rodman treat each customer like a friend. Whether a Rodman car owner, a rental customer, or one of a happy handful of Enstrom F28-A helicopter owners, the Rodman customer is King! It's because the Rodman people respect their customers that they have so many of them—about 10,000. And it's why I say, "Once a Rodman customer, always a Rodman customer." All right, maybe I'm stretching a point, but fact is, 80% of all Rodman customers do become repeaters.

As for me, I joined the ranks of "happy Rodman friends" two years ago. That's when I became a believer.

And I've been talking about Rodman ever since.

JOIN OUR CIRCLE OF FRIENDS

**RODMAN FORD SALES INC. RODMAN LINCOLN-MERCURY
RODMAN CAR LEASING INC. RODMAN HELICOPTER INC.**



Route One, Foxboro Next to Schaefer Stadium 543-5326 762-8310