

The cover features a collage of Boston Celtics players in their white home uniforms with green accents. In the top right, a player in jersey number 5 is shown in mid-air, holding a basketball. In the center, a player in jersey number 9 is also in mid-air, holding a basketball. To the left, a player in jersey number 25 is shown in a similar pose. In the bottom left, a player in jersey number 34 is shown in a close-up, looking forward. The background is a mix of green and wood-grain textures. The title "BOSTON CELTICS 2011-12 MEDIA GUIDE" is prominently displayed in the upper middle section. The NBA logo is visible on the left side. The team's mascot, a leprechaun, is depicted in the bottom right corner, along with the slogan "I AM A CELTIC".

**BOSTON CELTICS**  
**2011-12 MEDIA GUIDE**





More publications available at:

[www.retroseasons.com/library/](http://www.retroseasons.com/library/)



# HOME OF THE CELTICS

**CELTICS PRE-GAME LIVE**  
30 MINUTES BEFORE EVERY GAME

**CELTICS POSTGAME LIVE**  
IMMEDIATELY AFTER EVERY GAME



**CSNNE.COM**



# 2011-12 BOSTON CELTICS SEASON SCHEDULE

■ HOME ■ AWAY

## DECEMBER

Su	M	T	W	Th	F	Sa
25 NY 12:00	26	27 MIA 8:00	28 NO 8:00	29	30 DET 7:30	31

## JANUARY

Su	M	T	W	Th	F	Sa
1 WA 6:00	2 WA 7:30	3	4 NJ 7:30	5	6 IND 7:30	7
8	9	10	11 DAL 8:00	12	13 CHI 8:00	14 IND 7:00
15	16 OKC 8:00	17	18 TOR 7:30	19	20 PHX 7:30	21
22 WA 1:00	23 ORL 7:30	24	25	26 ORL 8:00	27 IND 7:30	28
29 CLE 6:00	30	31 CLE 7:00				

## FEBRUARY

Su	M	T	W	Th	F	Sa
			1 TOR 7:30	2	3 NY 8:00	4
5 MEM 12:00	6	7 CHA 7:30	8	9 LAL 8:00	10 TOR 7:00	11
12 CHI 3:30	13	14	15 DET 7:30	16 CHI 8:00	17	18
19 DET 6:00	20 DAL	21	22 OKC	23	24	25
26 ★ ALL-STAR	27	28 CLE 7:00	29 MIL 7:30			

## MARCH

Su	M	T	W	Th	F	Sa
				1	2 NJ 7:30	3
4 NY 1:00	5	6 HOU 7:30	7 PHI 7:00	8	9 POR 7:30	10
11 LAL 3:30	12 LAC 10:30	13	14 GS 10:30	15	16 SAC 10:00	17 DEN 9:00
18	19 ATL 7:30	20	21	22 MIL 8:00	23 PHI 8:00	24
25 WA 6:00	26 CHA 7:00	27	28 UT 7:30	29	30 MIN 8:00	31

## APRIL

Su	M	T	W	Th	F	Sa
1 MIA 3:30	2	3	4 SA 7:30	5 CHI 9:30	6	7 IND 7:00
8 PHI 6:00	9	10 MIA 7:00	11 ATL 8:00	12	13 TOR 7:00	14 NJ 7:30
15 CHA 6:00	16	17 NY 8:00	18 ORL 8:00	19	20 ATL 7:00	21
22	23	24 MIA 8:00	25	26 MIL 8:00	27	28
29	30					

BOSTON CELTICS BROADCAST PARTNERS:



CONNECT WITH US:



#iamceltic



# **2011-12 BOSTON CELTICS MEDIA GUIDE**

Editors: Jeff Twiss, Brian Olive and Heather Walker

Design & Layout: Keith Sliney

Printing & Production: WordTech Corporation

Photography: Brian Babineau, Steve Babineau, NBAE/Getty Images

Special thanks: To Jay Wessel, Shane Crawford, Samantha Grody, Anne Geraghty, Ivan Dashkov, Nick Ferrington and Tony DeForte for their invaluable help in compiling this publication. We extend our gratitude to Bob Rosen, Chris Thorn and Elias Sports Bureau for their patience and statistical input; to Steve and Brian Babineau of Sports Action Photography and to the staff and management of WordTech Corporation.

All NBA and team insignia depicted in this publication are the property of NBA Properties, Inc. and the respective teams of the NBA and may not be reproduced for commercial purposes without the prior written consent of NBA Properties, Inc. All photographs are NBAE/Getty Images unless otherwise noted. The information contained in this publication was compiled by the Boston Celtics and is provided as a courtesy to our fans and the press and may be used only for personal or editorial purposes. Any commercial use of this information is prohibited without the prior written consent of the Boston Celtics.

© 2011 BOSTON CELTICS

# **SPORTSNET CENTRAL**

**LIVE NIGHTLY**

**6:00 PM**

**10:30 PM**

**&**

**1:00 AM**

**BE A FAN!**



**CSNNE.COM**

**FRONT OFFICE**

Staff Directory	6
Owenship	8
Board of Directors	12
Basketball Operations Staff	14
Front Office Staff	26

**PLAYERS**

2011-2012 Roster	33
Biographies and Statistics	34

**MEDIA**

Media Information	78
Traveling Media	81

**TRADITION**

Red Auerbach Bio	84
Former Player Stats	86
All-Time Numbers	148
Draft Choices	150
Management/Captains	155
Records and Streaks	156
Hall of Fame	185
All-Star Event Participants	186
Individual Awards	187
Miscellaneous Stats and Information	189

**NBA**

NBA Directory	200
NBADL Directory	201
NBA Key Dates	201
Opponents	202

FRONT OFFICE

## CELTICS FRONT OFFICE

Wyc Grousbeck .....	Managing Partner, Governor and Chief Executive Officer
Wendy Merritt .....	Executive Assistant

## BASKETBALL OPERATIONS

Austin Ainge .....	Director of Player Personnel
Danny Ainge .....	President of Basketball Operations
Michael Aud .....	College Scout
Frank Burke .....	Director of Basketball Administration
Bryan Doo .....	Strength & Conditioning Coach
Kevin Eastman .....	Assistant Coach
Kwame Graves-Fulgham .....	Video Coordinator/Assistant of Basketball Development
Armond Hill .....	Assistant Coach
Armand Lavallee .....	Assistant Strength and Conditioning Coach
Annemarie Loffin .....	Director of Team Services/Administration
Michael Longabardi .....	Assistant Coach
Tyronn Lue .....	Assistant Coach
Ryan McDonough .....	Assistant General Manager
Jack Nolan .....	Advance Scout
Stephen Pagliuca .....	Managing Partner
Glenn "Doc" Rivers .....	Head Coach
Jamie Smith .....	Assistant Video Coordinator
Jamie Young .....	Assistant Coach
Mike Zarren .....	Assistant General Manager & Team Counsel

## TEAM SERVICES

Pete Chrisafideis .....	Home Equipment Personnel
John Connor .....	Team Travel & Equipment Manager
Brian Dolan .....	Physical Therapist
Phil Lynch .....	Director of Team Security
Francis O'Bryant .....	Operations Liaison
Frank Randall .....	Locker Room Attendant

## MEDICAL STAFF

Brian Dolan .....	Physical Therapist
Ed Lacerte, RPT, L/ATC .....	Head Athletic Trainer/Physical Therapist
Brian McKeon, M.D. ....	Chief Medical Officer/Team Physician
Vladimir Shulman, Member AMTA .....	Massage Therapist

## HOME GAME STAFF

Brian Babineau .....	Team Photographer
Steve Babineau .....	Team Photographer
Elaine Burke .....	Computer Game Stats Crew
Royal Doughty .....	Scorebook Official
Bruce Dove .....	Game Clock Operator
Sherri Geller .....	Media Operations Assistant
Mark Gyurina .....	Additional Stats Crew Staff
David Korus .....	Computer Game Stats Crew
Bob Myerson .....	Shot Clock Operator
Steve Nazzaro .....	Computer Game Stats Coordinator
Eddie Palladino .....	Public Address Announcer
Matt Rando .....	Computer Game Stats Crew
Scott Shore .....	Additional Stats Crew Staff
Mike Swartz .....	Media Operations Coordinator
Ted Winston .....	Additional Stats Crew Staff
Miriam Yorks .....	Press Box Coordinator

## BUSINESS OPERATIONS

Kit Ackermann.....	Team Mascot
Laura Bakun.....	Sr. Coordinator of Corporate Partnerships Activation
Susan Barabino.....	Executive Assistant
Rob Billings.....	Risk Management
Brian Burnard.....	Sr. Premium Sales Account Executive
Paul Cacciatore.....	Sr. Director of Ticket Services & Operations
Nicholas Cacici.....	Premium Event Account Executive
Tessa Caffrey.....	Director of Corporate Partnerships Activation
Craig Cassano.....	Account Executive
David Cohen.....	Account Executive
Bob Cousy.....	Marketing Consultant
Marc D'Amico.....	Internet Operations Coordinator
Ted Dalton.....	Vice President of Corporate Partnerships & Business Development
Jim Davis.....	Director of Ticket Sales
Ashley Earle.....	Community Relations Coordinator
Peter Fayette.....	Sr. Accountant
Nicole Federico.....	Sr. Manager of Business Development
Ian Frenette.....	Director of Corporate Partnerships Sales
Rich Gotham.....	President
Matt Griffin.....	Sr. Director of Sales and Marketing Operations
Kate Green.....	Director, Boston Celtics Shamrock Foundation
Dave Hoffman.....	Community Relations Manager
Kara Hutchinson.....	Sales & Marketing Operations Manager
Duane Johnson.....	Director of Ticket Administration
Kara Keena.....	Corporate Partnerships Activation Coordinator
Matthew Lane.....	Premium Event Account Executive
Tristan Lenhart.....	Manager, Corporate Partnership Activation
Patrick Lynch.....	Director of Operations & Accounting
Shannon MacGregor.....	Premium Account Services Manager
Steve Markos.....	Sr. Manager of Corporate Partnerships Sales
Molly McGrath.....	Host, CelticsTV
Nels McLaughlin.....	Digital Media Coordinator
Matt Meyersohn.....	Director of Community Relations and Player Development
Brendan Mitchell.....	Account Executive
Jaime Nilsson.....	Director of Corporate Partnerships Sales
Brian Olive.....	Media Relations Coordinator
Maureen O'Neill.....	Director of Premium Sales
Marina Ortega.....	Dance Team Director
Jillian Paine.....	Premium Event Account Executive
Tim Rath.....	Controller
Barbara Reed.....	Sr. Director of Human Resources & Investor Services
Bill Reissfelder.....	Sr. Vice President and Chief Financial Officer
Siobhan Sherbovich.....	Sr. Premium Sales Account Executive
Andrew Sherwin.....	Account Services Coordinator
Mackenzie Silverio.....	Sr. Director of Ticket Sales and Marketing
Keith Sliney.....	Creative Director
Peter Stringer.....	Director of Interactive Media
Sean Sullivan.....	Sr. Director of Game Operations & Events
Shawn Sullivan.....	Chief Marketing Officer
Alyssa Tingle.....	Sr. Account Services Coordinator
Jeff Twiss.....	Vice President of Media Services/Alumni Relations
Patrick Walcek.....	Account Executive
Heather Walker.....	Sr. Director of Public Relations
Jake Wendling.....	Game Operations Coordinator
Jay Wessel.....	Vice President of Technology
JoJo White.....	Director of Special Projects



## WYCLIFFE “WYC” GROUSBECK

*Managing Partner, Governor and Chief Executive Officer*

Wycliffe Grousbeck has been Managing Partner, Governor and CEO of the Boston Celtics since December 2002, after organizing and leading a local investment group that purchased the team.

Wyc named the investment group “Banner 17 LLC” to signify his primary goal, returning the Celtics to contention for their 17th World Championship. That goal was achieved on June 17, 2008, as the Celtics defeated the Lakers by 39 points and became World Champions for the first time in 22 years.

In January 2010 Wyc became Chairman of the Massachusetts Eye and Ear Infirmary. Mass. Eye and Ear is a teaching hospital of Harvard Medical School and has been a world leader in advanced research and patient care, preventing and treating vision and hearing loss, for almost 200 years. It is the largest vision research center in the world. Wyc’s family has been touched by blindness, and he and his family have been devoted to research and educational initiatives relating to blindness and other conditions for many years. Wyc founded and co-directs a genetic therapy research project targeting CEP-290 related blindness, involving eight leading medical institutions and 12 prominent medical researchers (four of whom are Howard Hughes Investigators). His family was honored to endow the Grousbeck Professorship in Pediatric Hematology/Oncology at the Harvard Medical School, currently held by Leonard Zon, MD, a leader in stem cell research and cancer biologics. Prior to purchasing the Celtics with his partners, Wyc served as a General Partner of Highland Capital Partners, co-managing \$1.8 billion in venture capital funds. He led successful investments in medical technology, software and health care services. His earlier career included four years as a venture capital lawyer in Silicon Valley and two years as a manager in a public biotech company.

His wife, Corinne, is Founder and Chair of the Trust Board at Perkins School for the Blind (Watertown, MA), an institution devoted to educating blind and deaf/blind students worldwide. Corinne has also served for many years on the Trust Board of Children’s Hospital Boston. Wyc and Corinne are also involved in the Boston Celtics Shamrock Foundation; Boys and Girls Clubs of Boston; National Braille Press; Horizons for Homeless Children; Cradles to Crayons; and the Lovelane Special Needs Riding Program.

Wyc holds a bachelor’s degree in history from Princeton University (1983), a law degree from the University of Michigan (1986) and an MBA from Stanford Business School where he was a Miller Scholar (1992). At Princeton he rowed on the undefeated varsity eight that claimed the Ivy League and national rowing championships in 1983.



## H. IRVING GROUSBECK • *Managing Partner*

H. Irving Grousbeck is a Managing Partner of the Boston Celtics as well as an Executive Committee Member.

Father of Managing Partner & Governor Wyc Grousbeck, Mr. Grousbeck is a Consulting Professor or Management at Stanford University’s Graduate School of Business, and co-head of the school’s Center for Entrepreneurial Studies. His teaching focuses on an objective means to develop a greater understanding of the issues faced by entrepreneurial companies and individuals. In addition to his professorial duties, Grousbeck co-authored the textbook *New Business Ventures* and the *Entrepreneur*. From 1981 to 1985, he was a lecturer at Harvard University’s Graduate School of Business Administration.

In 1963, Grousbeck co-founded Continental Cablevision and went on to serve as that company’s President from 1964 to 1980 and Chairman of the Board from 1980 to 1985. Continental Cablevision was sold to U.S. West Media Group in November 1996.

Mr. Grousbeck is a graduate of Amherst College and the Harvard Business School. He was awarded an honorary Doctor of Humane Letters degree by Amherst College in 2000. He serves on a number of private company boards and was formerly a Trustee of Children’s Hospital Boston, Newton-Wellesley Hospital, New England Eye Bank, the Hewlett Foundation, and the Massachusetts Board of Higher Education.

**STEPHEN PAGLIUCA** • Managing Partner

Steve Pagliuca is a Managing Director at Bain Capital, a leading global private investment firm based in Boston. As a Managing Director of Bain Capital, he has worked with his partners to help build one of the world's leading investment companies with over US\$65 billion in assets under management. He has been a long time active investor in the media, financial services and healthcare industries.

Mr. Pagliuca is on the Board of Directors of HCA (Hospital Corporation of America) the USA's leading hospital group; The Weather Channel, the leader in national and local weather forecasting; and Gartner Group, the premier technology analysis firm.

He is a Managing Partner and Co-Owner of the World Championship Boston Celtics Basketball franchise. He helped the partnership formulate its initial business plan, develop the basketball strategy and build the ownership group. As a Managing Partner and Chairman of the Basketball Committee, he has focused on the development and improvement of the basketball operations. Mr. Pagliuca is President of the Boston Celtics Shamrock Foundation. The Shamrock Fund helps children gain access to housing, healthcare and other services in partnership with local charities. The Shamrock Foundation has become a leader in community outreach in professional sports.

Mr. Pagliuca also serves as the Chairman of the Massachusetts Society for the Prevention of Cruelty to Children, a nonprofit society with a legacy of strengthening families and preventing child abuse. Mr. Pagliuca is also a Trustee of Bain Capital Children's Charity, the firm's initiative to support children's causes, which has donated over \$33 million for worthy organizations since its inception in 1997. Mr. Pagliuca received the Bright Star Award from President Bill Clinton in recognition of his charitable activities and the American Dream Award from Habitat for Humanity for outstanding contributions to enhancing the Greater Boston Community.

Mr. Pagliuca received a B.A. from Duke University where he also played freshman basketball, and an M.B.A. from the Harvard Business School.

**THE ABBEY GROUP** • Managing Partner

Robert Epstein is a Managing Partner of the Boston Celtics and represents The Abbey Group on the Celtics Managing Board and Executive Committee. He is a principal at The Abbey Group, a Boston-based real estate management and development company, with his partner and Celtics co-investor David Epstein. The Abbey Group is known in Boston as the developer and owners of many successful real estate properties, including the notable 1.5 million square foot Landmark Center mixed-use development that anchors a prime area between Fenway Park and the Longwood Medical area in Boston, Lafayette Corporate Center, a newly re-developed 650,000 square foot office center in Boston's Downtown Crossing and 45 Province, a 32-story condominium tower, located at the intersection of Beacon Hill and Government Center.

Robert Epstein is currently a partner and Chief Executive Officer of The Abbey Group, overseeing all aspects of the group's operations. His reputation as a knowledgeable and innovative developer led to his appointment to several key advisory committees, including the Massachusetts Convention Center Authority and the Strategic Initiatives Committee of the Massachusetts Industrial Finance Agency, and also serves as a Trustee of Bard College.

The partners of The Abbey Group, Robert and David, individually and corporately, support many of Boston's cultural institutions and serve on several Boards and Committees including Citi Performing Arts Center, Museum of Fine Arts, the Huntington Theatre Company, Horizons for Homeless Children, and The Anti-Defamation League.



Robert Epstein



David Epstein



**PAUL EDGERLEY** • Executive Committee Member

Paul Edgerley is a member of the Boston Celtics Executive Committee. As a member of the Executive Committee, he consults on the team's business and financial matters as well as the team's community and charitable activities.

Paul is a Managing Director of Bain Capital. He has helped build Bain Capital into a leading global private equity firm with over \$64 billion capital under management with offices in Boston, Chicago, New York, London, Munich, Mumbai, Hong Kong, Shanghai and Tokyo.

Paul received an MBA, with Distinction, from Harvard Business School and is a Certified Public Accountant. He received a B.S. from Kansas State University.

He is currently involved on the boards of several charities including Kansas State University Foundation, Rock Center at Harvard Business School, The Shamrock Foundation, and New Profit, Inc. He is also a member of the Board of Directors of Steel Dynamics, Keystone Automotive, Sensata Technologies, MEI Conflux and HD Supply.

He lives in the greater Boston area with his wife, Sandy, and their four children.



**GLENN HUTCHINS** • Executive Committee Member

Mr. Hutchins is co-founder and co-chief executive of Silver Lake which is one of the world's largest firms investing in technology and technology-enabled businesses. He has spent his business career investing in the most rapidly growing and dynamic companies in the U.S. and around the world. Mr. Hutchins is chairman of the board of Sun-Gard Corp. and a director of the NASDAQ OMX Group, Inc. and Mercury Payment Systems.

Mr. Hutchins is active in public and charitable service. He served President Clinton in both the transition and the White House as a special advisor on economic and health-care policy. Mr. Hutchins is a director of the Federal Reserve Bank of New York and is vice chairman of the board of the Brookings Institution. He is also a director of the

Harvard Management Company which is responsible for the University's endowment. He is the chairman of the National Advisory Board of the W.E.B. DuBois Institute for African and African-American Research at Harvard and of the New York-Presbyterian Hospital. He is also a member of the Advisory Council of the Hamilton Project, and director of the Partnership for New York City.

Mr. Hutchins holds an A.B. from Harvard College, an M.B.A. from Harvard Business School, and a J.D. from Harvard Law School.



**JAMES PALLOTTA** • Executive Committee Member

James J. Pallotta is the Chairman and Managing Director of Raptor Group Holdings LP, in Boston, MA. Previously, from 1993 to 2008, he was affiliated with Tudor Investment Corporation, serving as its Vice-Chairman and as a Member of its Management Committee. Prior to working for Tudor, Pallotta was a principal portfolio manager at Essex Investment Management Company, Inc., which he joined in 1983 as a Vice President and whose board of directors he joined in 1990. He has more than 27 years of experience in equity research and analysis. Pallotta received his BBA in finance from the University of Massachusetts in 1979 and his M.B.A. from Northeastern University in 1981. He is heavily involved in efforts for

many charities and serves on the boards of several charitable and educational foundations, including as a trustee of the Children's Hospital Trust in Boston.

**DOMENIC FERRANTE** • Executive Committee Member

Domenic Ferrante is a Managing Director of Bain Capital, a leading alternative asset investment firm based in Boston. He joined Bain Capital in 1993 and was a founder of the firm's equity hedge fund in 1996.

Ferrante received his BA in economics from the University of Michigan in 1988 and his MBA from Harvard Business School in 1993. He is active with numerous non-profit organizations including New Leaders for New Schools and is a member of the University of Michigan Investment Advisory Committee.

He lives in Naples, FL with his wife, Molly, and their four children.

**DR. GARY LOVEMAN** • Executive Committee Member

Gary Loveman is Chairman, Chief Executive Officer and President of Caesars Entertainment, Inc., the world's largest gaming entertainment company. Harrah's operates 54 casinos on four continents with a brand portfolio that includes Caesar's, Harrah's, Horseshoe, Flamingo, Rio, The World Series of Poker and Total Rewards. In December 2006, Harrah's agreed to go private in a \$29 billion transaction led by private equity firms Texas Pacific Group and Apollo. Loveman has been recognized as the gaming and lodging industry's best CEO by Institutional Investor magazine for four consecutive years.

Loveman is the past chairman of the American Gaming Association and a director of Coach, Inc. and FedEx Corporation. He also sits on the Board of Trustees at Children's Hospital Boston. He holds a Ph.D. in economics from M.I.T. and a B.A. in economics from Wesleyan University.



# OWNERSHIP

## BOARD OF DIRECTORS



**Steve Barnes**



**David Bonderman**



**James I. Cash, Ph.D.**



**John Connaughton**



**Paul B. Edgerley**



**David Epstein**



**Robert Epstein**



**Domenic Ferrante**



**H. Irving Grousbeck**



**Wyc Grousbeck**



**Robert Haber**



**Rob Hale**



**William W. Helman**



**Glenn H. Hutchins**



**Jonathan Lavine**



**Matt Levin**



**Stephen R. Lewinstein**



**Dr. Gary Loveman**



**Stephen G. Pagliuca**



**James J. Pallotta**



**Robert White**

**RICH GOTHAM** • Team President

Rich Gotham is in his ninth season with the 17-time world Champion Boston Celtics and his fourth season as team President. In this role, he is responsible for all aspects of the Celtics business operations including sales, marketing, customer service, communications, corporate partnerships, business development, game entertainment, community and public relations, broadcast partnerships, and arena relations. In addition, he works closely with Celtics Ownership, Basketball Operations staff, and the NBA on player transactions, as well as team and league related initiatives. He succeeds Arnold “Red” Auerbach as Celtics Team President.

Rich joined the Celtics in April 2003. Prior to being named team President in April 2007, Rich served as Chief Operating Officer and Executive Vice President of Sales, Marketing and Corporate Development.

Since joining the Celtics, Rich has been recognized for leading the team to new heights off the court. Under his leadership the team has established new records for attendance, ticket sales, sponsorship, merchandise revenue, and television ratings, contributing to the team’s first NBA Championship in twenty four years in 2008. In addition, he has successfully led negotiations to extend the Celtics lease to play in the TD Garden, and was responsible for moving the Celtics radio broadcasts to WEEI, the nation’s top rated sports talk radio station. The Celtics are widely recognized as thought leaders in the business of sports and the team’s business achievements during his tenure have been chronicled by The Wall Street Journal, The New York Times, Investors Business Daily, Bloomberg, Reuters, CNBC, and Fox Business News. During the 2008-2009 season the Celtics were recognized as the top franchise in all of professional sports by both The Sports Business Journal and BizJournals.

Rich joined the Celtics after five years with the global internet media company, Terra-Lycos, where he served as Vice President of Sales and Business Development and was responsible for generating revenues in excess of \$300 million annually. While at Lycos, Gotham was part of a senior- management team that exceeded Wall Street analyst expectations for revenue and profitability growth for nineteen (19) consecutive quarters and played an integral role in helping to grow the Lycos Network into the most visited web site on the Internet in 2001. In addition, he sat on the Board of Directors for the Internet Advertising Bureau participating in the creation of multiple internet advertising standards.

In addition to his duties with the Celtics, Gotham has served on Massachusetts Governor Mitt Romney’s Committee for Physical Fitness and Sport and currently serves as a board member for The Greater Boston Chamber of Commerce, The Sports Museum of New England, and the National Sports Marketing Network. He also serves on the Board of Advisors for Wilmington Trust and The Board of Overseers at Providence College, where he also serves on the Varsity Athletic Committee. He is active in multiple charitable and fundraising activities on behalf of the Boston Celtics Shamrock Foundation, for which he is a board member, and also sits on the Board of Visitors for New England Baptist Hospital.

A graduate of Providence College, Rich currently resides in Medfield, MA along with his wife and three children.

**DANNY AINGE** • President of Basketball Operations

Danny Ainge is beginning his ninth season as Celtics President of Basketball Operations. He was named to the position on May 9, 2003.

During his 14-year playing career, Ainge won two World Championships with Boston (1984, 1986) and appeared in six NBA Finals (four with Boston). He finished his career third in NBA playoff history for games played (193) and sixth in most three-pointers made (172). He also finished eighth in three-pointers attempted (433). Upon his retirement, Ainge was one of three players in NBA history to make 1,000 or more career three-pointers (1,002), along with Dale Ellis and Reggie Miller.

Following his playing career, Ainge joined TNT as a color analyst for the 1995-96 season before returning to the court with the Phoenix Suns as an Assistant Coach prior to the 1996-97 season. Just eight games into the season he was promoted to Head Coach and guided this club to a 40-34 record after the team started the season 0-8. He spent the next two-plus seasons as Head Coach of the Suns and compiled a 136-90 (.602) record before stepping down on December 13, 1999 and returning to TNT as an analyst. In his three-plus seasons as the Suns coach, he guided Phoenix to three playoff berths.

Ainge enjoyed a storybook collegiate career at Brigham Young University from 1977-1981. He won the 1981 John Wooden and Eastman Awards as the nation's best college basketball player following his senior season, when he averaged 24.4 points per game. At North Eugene (Ore.) High School, Ainge was an All-American in basketball, football and baseball. Selected by the Toronto Blue Jays in the 1977 free agent draft (15th round), he played three seasons of Major League Baseball while still attending BYU. Ainge was inducted into Oregon State Sports Hall of Fame in August 1999 and was the first player in BYU history to have his jersey number (#22) retired.

In January, 2006, Ainge received the NCAA's Silver Anniversary Award, an award that recognizes former student-athletes who completed their successful collegiate career and then went on to excel in their chosen profession.

For his shrewd off-season acquisitions that led the Celtics to their NBA record 17th Championship, Ainge was named as The Sporting News 2008 NBA Executive of the Year.

Danny and his wife, Michelle, have six children: Ashlee, Austin, Tanner, Taylor, Cooper and Crew, and eight grandchildren: Sage, Cason, Andre, Siena, Oscar, Oliver, Finley and Eloise.

**MICHAEL ZARREN***Assistant General Manager & Team Counsel*

A lifelong Celtics fan and season ticket holder, Michael Zarren is now the Celtics' Assistant General Manager and Team Counsel. Now in his eighth year with the team after starting as an unpaid intern, Zarren is widely recognized as one of the leaders in the field of advanced statistical analysis of basketball players and teams, and is an important part of the team's strategic planning and player personnel evaluation processes. Zarren is also the team's salary cap expert and lead in-house counsel (for both basketball and business-side issues), and is responsible for the development of new technologies for team use, including the team's best-in-class statistical database

and video archive/delivery system.

A graduate of Harvard Law School (where he served as editor-in-chief of the Harvard Journal of Law and Technology) and of the University of Chicago, Zarren has also served as a law clerk on the United States Court of Appeals for the Sixth Circuit. Zarren was also previously a management consultant for Fortune 500 firms across a wide variety of industries. A native of Swampscott, Zarren is a member of the bars of New York and Massachusetts and of the Board of Overseers of The Waring School.

**RYAN MCDONOUGH** • *Assistant General Manager*

Ryan McDonough is entering his second season as the Assistant General Manager. He was named to the position in September 2010 after spending two seasons as the team's Director of Player Personnel, one season as the Director of International Scouting; one season as Director of Amateur Scouting and four years as a Special Assistant to Basketball Operations.

McDonough assists President of Basketball Operations Danny Ainge on all basketball related matters, focusing primarily on evaluating college and international players for the NBA Draft.

Ryan attended the University of North Carolina at Chapel Hill, graduating in 2002 with a degree in Journalism & Mass Communication.

McDonough grew up in Hingham, Massachusetts and currently resides in Boston.

**AUSTIN AINGE** • Director of Player Personnel

Austin Ainge enters his first season with the Celtics as the team's Director of Player Personnel. Ainge rejoins the organization after spending the past two seasons as the Head Coach of the Maine Red Claws of the NBA Development League. Ainge previously worked for the team during the 2008-09 season as a scout. Ainge has previously worked at Southern Utah University where he was responsible for perimeter players, recruiting, player development, video breakdown, and developing game plans. Before coaching he had a very successful playing career at Brigham Young University, where he was a two-year captain and won 2 Mountain West Conference Championships. While at BYU Austin went to 3 NCAA tournaments and one NIT. His senior year Austin was one of the top three point shooters in the nation and led the conference by shooting .525 from behind the arc in conference play.

Before playing at BYU, Austin put his basketball career on hold and served a two-year mission for his church, living in and serving the communities in Santo Domingo, Dominican Republic where he learned to speak fluent Spanish. Austin is married to the former Crystal Bluth and has two sons, Andre and Finley.



**GLENN "DOC" RIVERS • Head Coach**

Glenn "Doc" Rivers starts his eighth season as Head Coach of the Boston Celtics. He was named to the position on April 29, 2004, becoming the 16th Head Coach in franchise history.

Rivers guided the 2007-08 Celtics to their 17th NBA championship behind an NBA-best 66-16 regular season record which also was his best coaching record in a single season. During the course of the 2007-08 season he received NBA Coach of the Month three times. He is the only Celtics coach since the award's inception during the 1982-83 season to win the award three times. He joins K.C. Jones, Jimmy Rodgers and Chris Ford as the only Celtics

Head Coach's to have won the award.

In his first season as Head Coach of the Boston Celtics Rivers led the club to a 45-37 (.549) record as well as the team's first Atlantic Division title since the 1991-92 season.

Rivers is only the fourth coach in franchise history to have earned the NBA Coach of the Year Award, joining Tom Heinsohn (1972-73), Bill Fitch (who won it with Cleveland (1975-76) and Boston (1979-80)) and Red Auerbach (1964-65), for whom the trophy is named.

In the five years that Rivers has coached the Celtics, he has amassed a record of 230-180. Rivers won his 100th game as the Celtics Head Coach on 3/28/07 against his former team, the Orlando Magic in a thrilling 105-96 double OT win at the TD Garden. Rivers won his 200th game as the Celtics Head Coach against New Jersey on 1/14/09 in a decisive 118-86 victory. Rivers now has a career coaching record of 401-348 (.535).

Rivers, born on October 13, 1961, spent four plus seasons as the Head Coach of the Orlando Magic. In his first year at the helm in Orlando he led a team predicted by most to finish near or at the bottom of the league that included four starters who were not drafted. Rivers guided the team to a 41-41 record, and for his efforts, Rivers was named the 1999-2000 NBA Coach-of-the-Year.

Despite having eight new players and the loss of six-time All-Star Grant Hill to injury in 2000-01, Rivers led the Orlando Magic to a 43-39 (.524) record, including a franchise record tying nine-game winning streak and posted a 24-17 (.585) record during the second half of the season, which led to a berth in the 2001 NBA Playoffs.

During the 2001-02 campaign, Rivers helped the Magic improve on their previous season, finishing with a 44-38 (.537) record and their second straight playoff berth. Once again Rivers led the Magic to a strong second half with a 24-17 (.585) record.

In 2002-03 Rivers and the Magic finished with a 42-40 (.512) record and their third consecutive trip to the playoffs. Despite battling numerous injuries and starting 21 different lineups, the Magic finished the second half of the season with a strong playoff push, in typical Rivers fashion, with a 22-19 (.537) record.

Rivers served as an analyst, paired with Al Michaels, for ABC Sports coverage of the NBA in 2003-04, following his release from the Magic on November 17, 2003. Overall he compiled a 171-168 record (.506) in his four-plus seasons as Orlando's Head Coach, advancing the team to the playoffs three times.

Rivers played 13 seasons in the NBA for the Atlanta Hawks (1983-84 to 1990-91), Los Angeles Clippers (1991-92), New York Knicks (1992-93 to 1993-94) and San Antonio Spurs (1994 to 1995-96). He played for three of the game's top coaches in Pat Riley, Larry Brown and Mike Fratello, and holds career averages of 10.9 points, 5.7 assists and 3.0 rebounds per game. His teams

advanced to the NBA Playoffs 10 times, where he averaged 11.4 points, 5.9 assists and 3.3 rebounds. Rivers saw action in 864 regular season games and 81 playoff games over the course of his career.

Rivers averaged a double-double in 1986-87 (12.8 points per game, 10.0 assists per game) and was selected to play in the 1988 NBA All-Star Game. He averaged a career-best 15.2 points per game in 1990-91. He scored a career-high 37 points against Seattle on February 4, 1988. He also shares an NBA single-game playoff record for most assists in one half (15 vs. Boston, May 16, 1988).

Drafted after his junior season out of Marquette by the Atlanta Hawks in the second round (31st overall) of the 1983 NBA Draft, he played the first eight years of his career with Atlanta, setting the Hawks' single-season assists record with 823 in 1986-87, and ending his stint with the team as the franchise's all-time assist leader with 3,866.

A product of Proviso East High School in Maywood, Illinois, Rivers earned the nickname "Doc" from former Marquette coach Rick Majerus, when he wore a "Dr. J" t-shirt to a summer basketball camp. Rivers played for the United States at the 1982 World Championship of Basketball, leading the U.S. to a silver medal and earning tournament MVP honors after averaging a team-best 18.6 points per game. During the summer of 2001, he served as an assistant coach for the USA Men's Basketball Team at the Goodwill Games in Brisbane, Australia, that captured the Gold Medal.

Rivers earned a pre-law/political science degree from Marquette in 1985 and was honored by the Pro Basketball Writers with the 1990 J. Walter Kennedy Basketball Citizenship Award. Following the 1999-2000 season, Rivers was named Male Coach-of-the-Year at the Rainbow Sports Awards, which reflect not only accomplishments in the sports industry, but also the grace, dignity, commitment and humanity each individual exemplifies.

He is also active in the community, being a member of the All-Star Advisory Council for the Jr. NBA and Jr. WNBA youth basketball support program, offering instrumental guidance to the player, coach and parent training efforts for recreational youth basketball leagues across the country.

Rivers is the nephew of former NBA player Jim Brewer, and the cousin of former NBA player Byron Irvin and baseball player Ken Singleton. Rivers and his wife, Kris, have four children: Jeremiah, Callie, Austin and Spencer.

## DOC RIVERS' COACHING RECORD

SEASON	TEAM	REGULAR SEASON RECORD				PLAYOFFS	
		W	L	PCT.	POS	W	L
1999-00	Orlando	41	41	.500	4th/Atlantic	---	---
2000-01	Orlando	43	39	.524	4th/Atlantic	1	3
2001-02	Orlando	44	38	.537	3rd/Atlantic	1	3
2002-03	Orlando	42	40	.512	4th/Atlantic	3	4
2003-04	Orlando	1	10	.090			
2004-05	Boston	45	37	.549	1st/Atlantic	3	4
2005-06	Boston	33	49	.402	3rd/Atlantic	---	---
2006-07	Boston	24	58	.293	5th/Atlantic	---	---
2007-08	Boston	66	16	.805	1st/Atlantic*	16	10
2008-09	Boston	62	20	.756	1st/Atlantic	7	7
2009-10	Boston	50	32	.610	1st/Atlantic	15	9
2010-11	Boston	56	26	.683	1st/Atlantic	5	4
<b>Totals (12 years)</b>		<b>507</b>	<b>406</b>	<b>.555</b>		<b>51</b>	<b>44</b>

\*Won NBA Championship

**ARMOND HILL** • Assistant Coach

Armond Hill begins his eighth season as an Assistant Coach for the Boston Celtics. He was named to the Celtics coaching staff on July 1, 2004.

Hill, a native of Brooklyn, N.Y. brings over 19 years of experience as either a head or assistant coach at the high school and collegiate level, was most recently an assistant coach with the Atlanta Hawks during the 2003-04 season. Prior to joining the Hawks staff, Hill spent eight years as head coach at Columbia University, where his 2001-02 team led the nation in scoring defense, holding opponents

to 57.0 points per game.

Hill's coaching career began as an assistant coach at the Lawrenceville School, in Lawrenceville, NJ in 1985. He became the head coach three years later. Hill won two Coach of the Year Awards and in 1990, led Lawrenceville to the New Jersey State Prep School Championship. He returned to his alma mater in 1991 as an assistant coach, helping guide Princeton to a 71-35 record over four seasons, winning the Ivy League title and going to the NCAA Tournament in 1992.

After being named Ivy League Player of the Year in 1976, Hill was drafted ninth overall by the Atlanta Hawks in the 1976 NBA Draft. He played eight seasons in the NBA, six of which were with the Hawks.

He returned to Princeton after his playing career to complete his baccalaureate degree, earning a B.A. in psychology in 1985.

**KEVIN EASTMAN** • Assistant Coach

Kevin Eastman starts his seventh season as an Assistant Coach for the Boston Celtics. He first joined the Celtics coaching staff on September 15, 2004. Eastman rejoined the team as an assistant coach on September 11, 2006.

Eastman brings over 22 years of coaching experience at the collegiate level. He serves as Nike Basketball's National Director of Skill Development and is a frequent speaker at coaching clinics and corporate meetings. Eastman was also a member of the Celtics 2008 NBA Championship

coaching staff.

Eastman spent five seasons from 1994-1999 as head coach at Washington State University. Prior to spending four seasons as head coach at the University of North Carolina at Wilmington, he was an assistant coach at the University of Tulsa for the 1989-90 season. Eastman served as head coach and athletic director at Belmont Abbey College from 1986-1989.

Prior to becoming a head coach, he spent eight seasons as an assistant coach at the collegiate level. Eastman spent his second stint as an assistant coach at the University of Richmond for the 1985-86 season, Virginia Commonwealth from 1983-85, Colorado State University from 1980-83, and he began his coaching career as an assistant at his alma mater the University of Richmond from 1978-80.

Eastman is a 1978 graduate of the University of Richmond, where he played his collegiate basketball. Eastman also earned his Masters Degree in Athletic Administration from Richmond in 1989.

Eastman and his wife Wendy, have a son named Jake who plays basketball for Bradley University.

**MIKE LONGABARDI** • Assistant Coach

Mike Longabardi begins his fifth season as an Assistant Coach with the Boston Celtics. He joined the staff prior to the start of the 2007-08 season.

Longabardi was previously with the Houston Rockets for four seasons as an assistant coach/video coordinator for two seasons, the video coordinator for a season and the assistant video coordinator for a year.

Before joining the Rockets, Longabardi spent seven years as an assistant coach for the men's basketball teams at Pfeiffer University, Adelphi University, Lafayette College, as well as Towson University. He was on the coaching staff that led the Lafayette Leopards to a Patriot League title and an NCAA Tournament berth. Longabardi also was a member of the coaching staff for the Celtics 2008 Championship team.

A native of Brooklyn, New York, Longabardi graduated from Frostburg State University with a degree in health and physical education. He and his wife, Andreana, live in Waltham with their daughters, Olivia Josephine (4) and Francesca Grace (1).

**TYRONN LUE** • Assistant Coach

Tyronn Lue begins his third season with the Celtics and his first as an assistant coach. He previously served as the Director of Basketball Development from 2009-11. Lue joined the team prior to the start of the 2009-10 season.

Lue, a member of the 2000 and 2001 Los Angeles Lakers NBA Championship teams, played in the NBA for 11 seasons and appeared in 554 career games. Originally drafted by the Denver Nuggets with the 23rd overall pick in the 1998 NBA Draft out of the University of Nebraska, Lue is a native of Mexico, Missouri. At Nebraska, Lue averaged 15.9 points and 4.4 assists in his three-year career as a Cornhusker and left the program ranking third in assists (432), fourth in three-pointers made (145), fifth in steals (154) and seventh in points (1,577). Lue was named First Team All-Big 12 his junior season after averaging 21.2 points and 4.8 assists.

**JAMIE YOUNG** • Assistant Coach

Jamie Young begins his 11th season with the Boston Celtics. He begins his first season as an assistant coach after previously serving four seasons as Advanced Scout.

Prior to the 2007-08 season, Young served as the team's video coordinator. In this role he was responsible for all the video breakdowns of the Celtic games and Celtics opponent games and distributing this information to the coaching staff.

Young graduated from Blackburn College (Carlinville, IL) in 1998 with a bachelor's degree in physical education, where he played both basketball and football. An Indiana native Young currently resides with his wife, Jaynene, and son Jamieson Thomas (2 yr old) in Waltham MA.





**JACK NOLAN** • *Advance Scout*

Jack Nolan is entering his first season with the Boston Celtics as the team's advance scout. Nolan started in the NBA in 1988 and has worked with various teams in coaching and scouting capacities including New York, Atlanta and Dallas. Nolan attended Buena Vista University and received his B.A. He also received his MS from Georgia State University in Atlanta.

Nolan has one daughter and resides in Emmitsburg, Iowa.



**KWAME GRAVES-FULGHAM** • *Video Coordinator/Asst. Basketball Development*

Kwame Graves-Fulgham rejoined the Celtics prior to the start of the 2011-12 season as the team's Video Coordinator/Assistant of Basketball Development. Graves-Fulgham previously worked for the Celtics during the 2009-10 season as an Assistant Video Coordinator after serving as a basketball operations intern during the 2008-09 season. Graves-Fulgham rejoins the Celtics after spending the 2010-11 season with the Cleveland Cavaliers as their video coordinator.

Graves-Fulgham graduated from Brandeis University in 2008 with a double major in American Studies and Sociology. He also played for Brandeis University's basketball team from 2004-08.



**ED LACERTE** • Athletic Trainer/Physical Therapist

Ed Lacerte begins his 25th season with Boston Celtics, making him the longest-serving trainer in the history of the club.

Lacerte is a registered Physical Therapist, a Certified & Licensed Athletic Trainer, a Certified Strength & Conditioning Specialist, and someone who, in 1993, became Board Certified as a Sports Clinical Specialist by the American Physical Therapist Association. Along with his training duties, he used this vast background to serve as the Celtics' and Strength and Conditioning Coach for eight seasons.

In 1993, the National Basketball Association Trainers Association, in a vote of his peers, selected Lacerte as the 12th annual recipient of the "NBA Athletic Trainer of the Year." Other remarkable honors bestowed on Lacerte include being the trainer to the "Dream Team," the unforgettable 1992 gold medal-winning US Olympic Basketball Team, and trainer and member of the local organizing committee for the U.S. Olympic Gymnastic Trials in 1996 and 2000. Lacerte was also a trainer at the World Cup in 1994. Lacerte's Olympic involvement began with the 1984 Summer Olympics in Los Angeles and he also was involved with drug testing for the USOC in the 1980's.

A native of Lowell, Massachusetts, Lacerte collected his undergraduate degree in Physical Therapy from Boston University and his Master's Degree in Athletic Education from the same academy.

Lacerte was Head Trainer for the Boston University hockey and football teams from 1982 through 1985. He was employed in a physical therapy clinic and was an athletic trainer on the interscholastic level for the next two years before his selection by the Celtics in August 1987.

Lacerte is an associate of the APTA, the National Athletic Trainers Association, and the National Strength and Conditioning Association. He serves as the Treasurer of the NBATA, a post he has held for the past 15 years. Lacerte also maintains a physical therapy clinic, Pro Sports Therapy, at Boston's practice facility, HealthPoint.

He also is one of five NBA head athletic trainers who contributed to a HarperCollins Publishers book titled, "NBA Workout Training Guide", which was published in January, 1999.

In July, 2009, Lacerte was recognized by the National Basketball Athletic Trainers Association with the Ed Lacerte Service Award. The award was named in his honor for his contributions and exceptional service and assistance to the NBATA. The honor is given to a member of the NBATA every two years by the outgoing chairman.

Ed and his wife, Maureen, have five children: Devin, Taylor, Arianna, Graham and Thea. The family lives in Westford, MA.

**BRYAN D. DOO** • Strength & Conditioning Coach

Bryan Doo is entering his ninth season as the Head Strength and Conditioning Coach for the Boston Celtics. He was named to the position on August 3, 2003.

Prior to joining the Celtics, Doo founded Optimal Fitness: Professionals in Health and Human Performance in Waltham, MA, which specializes in home personal training, speed and agility camps for high school and collegiate athletes, post physical therapy and site management of Corporate fitness facilities.

Doo has consulted and trained various NHL, Olympic and elite athletes. He also served as the Wellness Director at the Harvard Business School from 1998-2001, and a coach at Harvard University. Doo is a frequent and eloquent speaker regarding sports & athletic development, injury prevention and team training at local and national conferences. He also is a regular lecturer at Brown University as part of the Exercise Physiology/ Biomechanics course.

Doo earned his bachelors degree in Sports and Exercise Science in 1995 from Messiah College in Pennsylvania, while also minoring in Business. He holds his Master's degree in Exercise Science and Health Promotion from California University of Pennsylvania. He is a Certified Strength and Conditioning Specialist (CSCS) from the National Strength and Conditioning Association, the National Academy of Sports Medicine and American College of Sports Medicine.

He currently resides in Waltham, MA with his wife Brianna, daughters Mikayla Jade and Kailani Grace, his dog Bella and cat Ichiro.





## **DR. BRIAN McKEON** • Chief Medical Officer/Team Physician

Brian P. McKeon, M.D. is entering his 12th season with the Boston Celtics. He served as Assistant Team Physician for six years before assuming the role of Chief Medical Officer and Head Team Physician in 2005.

McKeon graduated Cum Laude from the University of Connecticut with a BS in Biology. He received his medical degree from Georgetown University's School of Medicine, where he was inducted into the Alpha Omega Alpha (AOA) Honors Society. He completed his residency and internship training through the University of Connecticut's Integrated Residency Program and a Sports Medicine Fellowship at New England Baptist Hospital in Boston. He is an Assistant Clinical Professor of Orthopedics at the Tufts University School of Medicine and a Sports Medicine Fellowship Instructor at New England Baptist Hospital.

An internationally published author and presenter, McKeon is affiliated with a number of professional societies including the American Orthopedic Society of Sports Medicine and the Professional Team Physician's Society. His primary area of research interest is in articular cartilage and he is currently participating in several clinical trials and funded research studies in that area.



## **MATT MEYERSOHN** • Director of CR and Player Development

Matt Meyersohn is in his sixth season in Community Relations with the Boston Celtics. He oversees the team's community and youth outreach programs and this season marks his fourth year with the dual role of Director of Player Development.

Between his internship with the Celtics in 2003 and returning to the team in 2006, Meyersohn spent a year and a half working with the NBA and a year with the New England Patriots in Community Affairs and Marketing. Meyersohn graduated from Wesleyan University (CT) with a dual degree in Urban Studies/Education and Psychology and completed his MBA at Boston College in 2011.

Meyersohn was born and raised in Cambridge where he continues to volunteer as a youth basketball coach. He currently lives in Charlestown and is on the regional board of two non-profit organizations, Playworks and Easter Seals.



## **FRANK BURKE** • Director of Basketball Operations

Frank Burke enters his 15th season with the Celtics. A former intern, Burke joined the team full-time as a Marketing Assistant for one season prior to moving to Basketball Operations. Burke served as a Basketball Operations Assistant and as Team Player Programs Director before taking on his current role. As Director of Basketball Administration, Burke is involved in the day to day operations of the team and assists General Manager Danny Ainge in all facets of basketball operations.

Burke is a native of Arlington, MA and a graduate of Tufts University where he played football and majored in English. He and his wife Tracey have a son, Jackson, and two daughters, Bailey and Sadie.

**BOB COUSY** • Marketing Consultant

Bob Cousy began working directly with the team as marketing consultant at the start of the 1999-00 season.

During his tenure from 1950-1963, Cousy was a member of six World Champions and 13 All-Star berths. The recipient of many honors, Bob was elected to the Naismith Memorial Basketball Hall of Fame in 1970 and was named to the NBA's 25th Anniversary Team in 1970 and the league's 35th Anniversary Team in 1980. Among his many awards: league MVP in 1957, All-NBA First Team for ten straight years from 1952-1961, All-NBA Second Team twice (1962 and 1963), and the NBA All-Star Game MVP in 1954 and 1957. Bob led the NBA in assists for eight consecutive seasons ranging from 1953-1960. Cousy was inducted into the New England Basketball Hall of Fame in 2002.

In 924 regular season games, Cousy averaged 18.4 points, 7.5 assists, and 5.2 rebounds. In 109 postseason encounters, he collected 18.5 points, 8.6 assists, and 5.0 rebounds. Cousy and his wife, Missy, live in Worcester, MA.

**DAVE COWENS** • Consultant

Dave Cowens began working with the Celtics as a consultant prior to the start of the 2010-11 season. Cowens comes to the Celtics after spending three seasons with the Detroit Pistons as an assistant coach. Prior to joining the Pistons he served as head coach and general manager for the expansion Chicago Sky in the WNBA in 2006.

Originally selected by the Boston Celtics in the first round of the 1970 NBA Draft (fourth overall), Cowens enjoyed a prolific 11-year NBA career, including 10 with the Celtics. The 6'9" center, who earned a reputation as a blue-collar player who outworked his opponents with hustle and desire, became the 14th player in Celtics franchise history to have his jersey (#18) retired on February 8, 1981. He earned NBA Co-Rookie of the Year honors in 1970-71 (along with Portland's Geoff Petrie) and the league's Most Valuable Player award in 1972-73, when he averaged career-high figures in both scoring (20.5) and rebounding (16.2).

A member of the NBA's 50 Greatest Players of All-Time, was a member of two NBA Championship teams with the Celtics (1974-76), earned All-NBA Second Team honors three times (1973, 1975, 1976), NBA All-Defensive First Team honors once (1976), NBA All-Defensive Second Team honors twice (1975, 1980) and ranked among the league's top 10 rebounders seven times. Furthermore, he was a member of the Eastern Conference All-Star team on six occasions, highlighted by the 1973 classic in Chicago, when he earned MVP honors.

A Kentucky native, Cowens attended Florida State University, where he still holds the single-game record for rebounds in a game (31). He and his wife, Deby, have two daughters, Meghan and Samantha.

**DANA BARROS** • Consultant

Dana Barros began working with the team as a consultant prior to the start of the 2010-11 season. He originally joined the team prior to the 1995-96 season when he signed as an unrestricted free agent, coming to the team from the Philadelphia 76ers where he had earned the NBA's Most Improved Player Award. Barros was a member of the Celtics from 1995-2000 in which he averaged 10.1 points per game and recorded a three-point field goal percentage of .407. Barros joined the Celtics for the remainder of the 2003-04 season and appeared in one final game for the Celtics in which he scored six points in 11 minutes. Barros retired with career averages of 10.5 points, 3.3 assists and a three-point field goal percentage of .411.

Barros and his wife Veronica have two sons, Jordan and Jayson.



## FRONT OFFICE | FRONT OFFICE STAFF



### **BILL REISSFELDER** • Sr. VP & Chief Financial Officer

Bill Reissfelder begins his 15th season with the Boston Celtics. He was named Chief Financial Officer in January 2003, and he previously served as Vice President and Controller since joining the organization in 1996.

Prior to joining the Celtics, Reissfelder served as the Financial Controller for Open Environment Corporation, and spent nine years at Ernst & Young, LLP, most recently as a Senior Manager in Entrepreneurial Services. He is a CPA and a graduate of Babson College.

Reissfelder and his wife Mary live in Westwood, MA with their four children: Billy, Joe, John and Kathleen.



### **SHAWN SULLIVAN** • Chief Marketing Officer

Shawn Sullivan begins his 15th season with the Boston Celtics and third as Chief Marketing Officer. He was named Vice President of Ticket Sales, Marketing and Service in September 2005 and he previously served as Vice President of Ticket Sales and Service since January 2003.

Sullivan is responsible for the Celtics marketing and sales campaigns as well as all customer service and season ticket holder benefit initiatives.

He was honored by the Sports Business Journal as a member of the “Forty under 40” class of 2009. He was recognized by the Boston Business Journal as one of Boston’s 40 under 40 in 2006.

Prior to joining the Celtics as an Account Executive in 1996, Sullivan served as a Group Sales Account Executive for the New Boston Garden Corporation. He is a graduate of Southern New Hampshire University.

Sullivan and his wife Robyn live in Scituate, MA with their two sons, Aidan and Keegan.



### **TED DALTON** • VP of Corporate Partnerships & Business Development

Ted Dalton begins his 7th season with the Boston Celtics. In September of 2009, he was named Vice President, Corporate Partnerships and Business Development. In his role, Dalton is responsible for partnership sales and activation, community relations and business development. Prior to joining the Celtics as Director of Corporate Partnerships in 2005, Dalton served as Director of Business Development for 16W Marketing, a full service sports marketing firm. There he was responsible for managing their sales and consulting division.

A graduate of Wesleyan University with degrees in Economics and Government, and the University of Massachusetts with a Masters in Sports Management, he currently resides in Wakefield, MA., with his wife Jennifer and their three sons, Andrew, William and James.

**JEFF TWISS** • VP of Media Services/Alumni Relations

Jeff Twiss begins his 30th season with the Boston Celtics. He joined the Celtics in 1981 upon receiving his Master's Degree in Sport Management from the University of Massachusetts-Amherst. Prior to his association with the Celtics and the NBA, Twiss was a teacher and a three-sport coach at Randolph (VT) Union High School. He graduated from the University of Vermont in 1977. Twiss serves as the conduit for the media with Celtics ownership, coaches, players and staff and he is the contact for former Celtics players.



Twiss was elected by his peers to serve as President of the National Basketball Public Relations Directors Association in 1987. In 1992, he received the Distinguished Alumni Award from the University of Vermont. In 1999, Twiss received the University of Massachusetts Sports Management department's Harold J. VanderZwaag Distinguished Alumni Award. In September, 2004, he was inducted into the New England Basketball Hall of Fame. In 2005, Twiss received the NBA's McHugh/Splaver "Tribute to Excellence" Award. And in 2009, he received the Boston Press Photographers Association's Sports Personality Award.

Twiss and his wife, Sarah, have two children: Cameron and Lindsay.

**JAY WESSEL** • VP of Technology

Jay Wessel begins his 21st season with the Boston Celtics. He joined the Celtics game-night staff in 1990 and has been a fixture courtside ever since. He served as Director of Technology for six years before being named Vice President in 2006. In this role, Wessel is responsible for all aspects and uses of technology including those in IT, Basketball Scouting and Video and Arena/Event. He played a key role in the 2006 infrastructure and technical upgrades at the TD Garden.



In 2001, Wessel was loaned to TNT for the Goodwill Games in Brisbane, Australia where Team USA, coached by present Celtics head coach Doc Rivers, captured the Gold Medal. Prior to joining the Celtics, Wessel held various engineering and sales roles in the Boston high-tech corridor. Wessel started his career at IBM in Poughkeepsie, NY. He holds a Bachelor's Degree in Electrical Engineering from Virginia Tech University.

Wessel and his wife, Marla, live in Somerville, MA along with their daughter, Sara.

**JOJO WHITE** • Director of Special Projects

Jojo White, a standout player on two Boston World Championship teams, was hired by the Celtics as Director of Special Projects in May, 2000. In his role with the Celtics, White has a wide range of responsibilities within the marketing and community relations departments.

White spent the first 10 years of his 12-year playing career with Boston. He finished his career with the Celtics averaging 18.3 points per game, leading the team in scoring once and in assists four times. He played key roles in Boston's run to both the 1973-74 and 1975-76 world titles, finishing with a 21.5 career playoff scoring average. He played 60 minutes in the Celtics historic game five triple-overtime win over the Phoenix Suns on the Boston Garden's parquet floor in the 1976 NBA Finals, and was later named the series Most Valuable Player.

White's streak of 488 consecutive games played remains a franchise record. A seven-time All-Star, White's number 10 jersey was retired by the Celtics in a ceremony at the Boston Garden on April 9, 1982.



# FRONT OFFICE

## FRONT OFFICE STAFF



**Kit Ackerman**  
Team  
Mascot



**Michael Aud**  
College Scout



**Brian Babineau**  
Team  
Photographer



**Steve Babineau**  
Team  
Photographer



**Laura Bakun**  
Sr. Coordinator, Corporate  
Partnerships Activation



**Susan Barabino**  
Executive  
Assistant



**Rob Billings**  
Risk  
Management



**Brian Burnard**  
Sr. Premium Sales  
Account Executive



**Paul Cacciato**  
Sr. Director of Ticket  
Services & Operations



**Nicholas Caci**  
Premium Event  
Account Executive



**Tessa Caffrey**  
Director of Corporate  
Partnerships Activation



**Craig Cassano**  
Account  
Executive



**Pete Chrisafideis**  
Home Equipment  
Personnel



**David Cohen**  
Account  
Executive



**John Connor**  
Team Travel &  
Equipment Manager



**Marc D'Amico**  
Internet Operations  
Coordinator



**Jim Davis**  
Premium Event &  
Group Sales Manager



**Brian Dolan**  
Physical  
Therapist



**Ashley Earle**  
Community Relations  
Coordinator



**Peter Fayette**  
Sr. Accountant



**Nicole Federico**  
Senior Manager,  
Business Development



**Ian Frenette**  
Director of Corporate  
Partnership Sales



**Kwame Graves-Fulgham**  
Video Coordinator & Asst.  
of Basketball Development



**Matt Griffin**  
Sr. Director of Sales and  
Marketing Operations



**Kate Green**  
Director, Boston Celtics  
Shamrock Foundation

FRONT OFFICE STAFF

FRONT OFFICE



**Dave Hoffman**  
Community Relations  
Manager



**Kara Hutchinson**  
Sales & Marketing  
Operations Manager



**Duane Johnson**  
Director of  
Ticket Administration



**Kara Keena**  
Corporate Partnerships  
Activation Coordinator



**Matthew Lane**  
Premium Event  
Account Executive



**Armand Lavallee**  
Assistant Strength  
& Conditioning Coach



**Tristan Lenhart**  
Manager, Corporate  
Partnership Activation



**Annemarie Loflin**  
Director of Team Services/  
Administration



**Patrick Lynch**  
Director of Operations  
& Accounting



**Phil Lynch**  
Director of  
Team Security



**Shannon MacGregor**  
Premium Account  
Services Manager



**Steve Markos**  
Senior Manager of  
Corporate Partnerships Sales



**Molly McGrath**  
Host  
Celtics TV



**Nels McLaughlin**  
Digital Media  
Coordinator



**Wendy Merritt**  
Executive  
Assistant



**Brendan Mitchell**  
Account  
Executive



**Jaime Nilsson**  
Director of Corporate  
Partnerships Sales



**Francis O'Bryant**  
Operations  
Liaison



**Brian Olive**  
Media Relations  
Coordinator



**Maureen O'Neill**  
Director of  
Premium Sales



**Marina Ortega**  
Dance Team  
Director



**Jillian Paine**  
Premium Event  
Account Executive



**Frank Randall**  
Locker Room  
Attendant



**Tim Rath**  
Controller



**Barbara Reed**  
Sr. Director of Human  
Resources & Investor Services

# FRONT OFFICE

## FRONT OFFICE STAFF



**Siobhan Sherbovich**  
Sr. Premium Sales  
Account Executive



**Andrew Sherwin**  
Account Services  
Coordinator



**Vladimir Shulman**  
Massage  
Therapist



**Mackenzie Silverio**  
Sr. Director of Ticket Sales  
& Marketing



**Keith Sliney**  
Creative  
Director



**Jamie Smith**  
Assistant Video  
Coordinator



**Peter Stringer**  
Director of  
Interactive Media



**Sean Sullivan**  
Sr. Director of Game  
Operations & Events



**Alyssa Tingle**  
Sr. Account Services  
Coordinator



**Patrick Walcek**  
Account  
Executive



**Heather Walker**  
Sr. Director of  
Public Relations



**Jake Wendling**  
Game Operations  
Coordinator





# PLAYERS

## 2011-12 ROSTER

NO.	PLAYER	POS	HT	WT	DOB	PRIOR TO NBA/HOME COUNTRY	YRS
20	Ray Allen	G	6-5	206	07/20/75	Connecticut/USA	15
30	Brandon Bass	F	6-8	250	04/30/85	Louisiana State/USA	6
0	Avery Bradley	G	6-2	195	11/26/90	Texas/USA	1
4	Marquis Daniels	G-F	6-6	200	01/07/81	Auburn/USA	8
51	Keyon Dooling	G	6-3	195	05/08/80	Missouri/USA	11
5	Kevin Garnett	F	6-11	253	05/19/76	Farragut Academy HS (IL)/USA	16
12	Jajuan Johnson	F	6-10	221	02/08/89	Purdue/USA	R
55	E'Twaun Moore	G	6-4	191	02/25/89	Purdue/USA	R
7	Jermaine O'Neal	C-F	6-11	268	10/13/78	Eau Claire HS (SC)/USA	13
11	Sasha Pavlovic	F-G	6-7	235	11/15/83	Buducnost/Serbia	8
34	Paul Pierce	F-G	6-7	231	10/13/77	Kansas/USA	13
28	Mickaël Pietrus	F-G	6-6	215	02/07/82	Les Abymes, Guadeloupe	8
9	Rajon Rondo	G	6-1	186	02/22/86	Kentucky/USA	5
54	Greg Stiemsma	C	6-11	260	09/26/85	Wisconsin/USA	R
44	Chris Wilcox	F-C	6-10	235	09/03/82	Maryland/USA	9

## HEAD COACH

Doc Rivers (Marquette)

## ASSISTANT COACHES


Kevin Eastman (Richmond)

Armond Hill (Princeton)

Mike Longabardi (Frostburg State)

Tyronn Lue (Nebraska)

Jamie Young (Blackburn College)



**POSITION** Guard  
**HEIGHT** 6-5  
**WEIGHT** 206  
**BIRTHDATE** 07/20/75  
**BIRTHPLACE** Castle AFB, Merced, CA  
**HIGH SCHOOL** Hillcrest (Dalyell, SC)  
**COLLEGE** Connecticut  
**YEARS** Starting 16th  
**DRAFTED** Minnesota Timberwolves,  
 First Round, 5th overall pick,  
 1996 NBA Draft

# RAY ALLEN

# #20

## CAREER STATISTICS

### NBA REGULAR SEASON RECORD

YEAR TEAM	G-GS	MIN	FGM-FGA	PCT	FG3-FG3A	PCT	FT-FTA	PCT	OFF-DEF-TOT	AST	PF-DQ	STL	TO	BS	PTS	AVG
96-97 Milw.	82-81	2532	390-908	.430	117-298	.393	205-249	.823	97-229-326	210	218-0	75	149	10	1102	13.4
97-98 Milw.	82-82	3287	563-1315	.428	134-369	.364	342-391	.875	127-278-405	356	244-2	111	263	12	1602	19.5
98-99 Milw.	50-50	1719	303-673	.450	74-208	.356	176-195	.903	57-155-212	178	117-0	53	122	7	856	17.1
99-00 Milw.	82-82	3070	642-1411	.455	172-407	.423	353-398	.887	83-276-359	308	187-1	110	183	19	1809	22.1
00-01 Milw.	82-82	3129	628-1309	.480	202-467	.433	348-392	.888	101-327-428	374	192-2	124	204	20	1806	22.0
01-02 Milw.	69-67	2525	530-1148	.462	229-528	.434	214-245	.873	81-231-312	271	157-0	88	159	18	1503	21.8
02-03 Mil-Sea	76-75	2880	598-1363	.439	201-533	.377	316-345	.916	94-287-381	334	232-2	103	198	14	1713	22.5
03-04 Sea.	56-56	2152	447-1017	.440	148-378	.392	245-271	.904	69-217-286	268	132-2	71	156	11	1287	23.0
04-05 Sea.	78-78	3064	640-1494	.428	209-556	.376	378-428	.883	79-268-347	289	167-2	84	171	5	1867	23.9
05-06 Sea.	78-78	3022	681-1500	.454	269-653	.412	324-359	.903	71-261-352	286	151-2	105	188	16	1955	25.1
06-07 Sea.	55-55	2219	505-1153	.438	165-443	.372	279-309	.903	57-190-247	228	113-0	82	154	11	1454	26.4
07-08 Boston	73-73	2623	439-986	.445	180-452	.398	215-237	.907	75-193-268	225	147-0	65	127	16	1273	17.4
08-09 Boston	79-79	2876	499-1040	.480	199-486	.409	237-249	.952	66-212-278	218	157-3	69	134	13	1434	18.2
09-10 Boston	80-80	2819	464-973	.477	145-399	.363	231-253	.913	45-208-253	210	182-1	64	129	25	1304	16.3
10-11 Boston	80-80	2890	480-978	.491	168-378	.444	193-219	.881	51-223-274	219	147-0	77	117	16	1321	16.5
<b>TOTALS</b>	<b>1102-1098</b>	<b>40815</b>	<b>7809-17268</b>	<b>.452</b>	<b>2612-6554</b>	<b>.399</b>	<b>4056-4540</b>	<b>.893</b>	<b>1153-3555-4708</b>	<b>3974</b>	<b>2531-19</b>	<b>1281</b>	<b>2454</b>	<b>213</b>	<b>22286</b>	<b>20.2</b>

### NBA PLAYOFF RECORD

YEAR TEAM	G-GS	MIN	FGM-FGA	PCT	FG3-FG3A	PCT	FT-FTA	PCT	OFF-DEF-TOT	AST	PF-DQ	STL	TO	BS	PTS	AVG
98-99 Milw.	3-3	120	25-47	.532	9-19	.474	8-13	.615	8-14-22	13	9-0	3	11	1	67	22.3
99-00 Milw.	5-5	186	40-90	.444	10-26	.385	20-22	.909	10-23-33	13	10-0	8	9	0	110	22.0
00-01 Milw.	18-18	768	158-331	.477	57-119	.479	79-86	.919	19-55-74	108	44-0	24	43	10	452	25.1
04-05 Sea.	11-11	436	102-215	.474	31-82	.378	56-63	.889	12-35-47	43	22-0	14	34	4	291	26.5
07-08 Boston	26-26	987	133-311	.428	55-139	.396	84-92	.913	25-73-98	71	63-1	24	38	8	405	15.6
08-09 Boston	14-14	565	83-206	.403	35-100	.350	55-58	.948	13-42-55	37	35-1	15	25	5	256	18.3
09-10 Boston	24-24	925	131-304	.431	56-145	.386	69-80	.863	12-68-80	63	74-1	22	36	3	387	16.1
10-11 Boston	9-9	361	57-109	.523	32-56	.571	24-25	.960	5-29-34	22	21-0	11	10	1	170	18.9
<b>TOTALS</b>	<b>110-110</b>	<b>4347</b>	<b>729-1613</b>	<b>.452</b>	<b>285-686</b>	<b>.415</b>	<b>395-439</b>	<b>.900</b>	<b>104-339-443</b>	<b>370</b>	<b>278-3</b>	<b>121</b>	<b>206</b>	<b>32</b>	<b>2138</b>	<b>19.4</b>

### CAREER HIGHS

#### CAREER REGULAR SEASON SINGLE-GAME HIGHS

Minutes	54, 12/27/97, Milwaukee at New Jersey
Field Goals	17, 01/12/07, Seattle vs. Utah (Twice)
Field Goal Attempts	32, 01/12/07, Seattle vs. Utah
Three-Point Field Goals	10, 04/14/02, Milwaukee vs. Charlotte
Three-Point Attempts	17, 01/25/07, Seattle vs. Denver (Twice)
Free Throws	19, 11/25/00, Milwaukee at Washington
Free Throw Attempts	20, 11/25/00, Milwaukee at Washington
Offensive Rebounds	9, 02/23/03, Seattle at L.A. Lakers
Defensive Rebounds	10, 11/18/06, Seattle at Golden State
Rebounds	13, 04/01/03, Seattle at Chicago (Three Times)
Assists	13, 01/20/00, Milwaukee at Seattle (Twice)
Steals	6, 11/03/06, Seattle at L.A. Lakers (Twice)
Turnovers	8, 02/16/98, Milwaukee at New Jersey
Blocks	2, 01/29/10, Boston at Atlanta (8 Times)
Points	54, 01/12/07, Seattle vs. Utah

#### CAREER POSTSEASON SINGLE-GAME HIGHS

Minutes	59, 04/30/09, Boston at Chicago
Field Goals	18, 04/30/09, Boston at Chicago
Field Goal Attempts	32, 04/30/09, Boston at Chicago
Three-Point Field Goals	9, 04/30/09, Boston at Chicago
Three-Point Attempts	18, 04/30/09, Boston at Chicago
Free Throws	11, 04/25/01, Orlando at Milwaukee
Free Throw Attempts	13, 04/25/01, Orlando at Milwaukee
Offensive Rebounds	5, 05/13/99, Indiana at Milwaukee
Defensive Rebounds	8, 04/25/01, Orlando at Milwaukee
Total Rebounds	11, 05/13/99, Indiana at Milwaukee
Assists	10, 05/13/01, Milwaukee at Chicago
Steals	4, 05/01/05, Seattle at Sacramento
Turnovers	7, 05/11/99, Milwaukee at Indiana
Blocks	2, 05/02/09, Chicago at Boston (Three Times)
Points	51, 04/30/09, Boston at Chicago

**2010-11 SEASON:** Averaged 16.5 points, 3.4 rebounds, 2.7 assists and 0.96 steals in 36.1 minutes per game...Shot a career-high 44.4% from beyond the arc and tied Eddie House's franchise record for highest 3FG% in a season...Netted 10 plus points 69 times, 20 or more points 22 times and eclipsed the 30 point plateau twice...Led the C's in scoring 24 times, in rebounds twice, in assists three times, in steals 15 times, in blocks five times and in minutes 28 times...Recorded his 21,000th career point against New York on 10/29 when he recorded 12 points...Connected on five three's on opening night en route to 20 points in a win over Miami (10/26)...Netted a season-high 35 points including seven three's at Miami (11/11)...Recorded 28 points along with five rebounds and four assists against Denver (12/8)...Recorded 31 points on 17-of-16 shooting from the floor to go along with six assists against San Antonio (1/5)...Passed Hal Greer for 27th all-time in scoring against Chicago (1/8)...Passed Larry Bird for 26th all-time in scoring against Sacramento (2/1)...Selected as a reserve for the Eastern Conference in the 2011 All-Star Game marking his 10th appearance...Passed Gary Payton for 25th all-time in scoring when he netted 24 points against Dallas (2/4)...Passed Reggie Miller for the all-time NBA record for most threes made in a career when he recorded his 2,561st against the LA Lakers (2/10)...**PLAYOFFS:** Averaged 18.9 points, 3.8 rebounds, 2.4 assists and 1.22 steals in 40.1 minutes per game...Shot a remarkable 57.1% from beyond the arc (32-for-56) and 52.3% from the field...Combined with Paul Pierce to shoot 14-of-19 from three-point territory against the Knicks in Game 3 of the First Round (4/22) setting a record for the most three-pointers two teammates have combined for in a playoff game in NBA history.

**PROFESSIONAL CAREER: 2009-10 SEASON:** Averaged 16.3 points, 3.2 rebounds, 2.6 assists and 0.79 steals in 35.2 minutes per game...Netted his 20,000th career point on a three-pointer against the Wizards (12/10)...Became the sixth player to reach that milestone as a Celtic joining Kevin Garnett, Gary Payton, Robert Parish, Larry Bird and John Havlicek...Moved to 28th all-time on the NBA's scoring list...Led C's in scoring 23 times, assists twice and steals nine times...Netted 20-plus points 25 times and 30-plus points once...Played his 36,000th career minute against Minnesota (12/20)...Posted a season-high 33 points against Cleveland (4/4)...Missed two games this season (2/10 due to back spasms and received a DNP-CD 4/14)...Played his 1,000th career game against Charlotte (3/5)...Became the second player in NBA history to attempt 6,000 career three-pointers against Washington (2/1)...**PLAYOFFS:** Averaged 16.1 points, 3.3 rebounds, 2.6 assists and 0.92 steals per game...Shot 38.6% from beyond the three-point line...Set an NBA Finals record when he knocked down eight three-pointers in Game 2 en route to 32 points...Allen had seven at half-time which tied the previous mark which was set by Scottie Pippen, Kenny Smith and himself...Recorded nine games with 20-or-more points, including one game with 30-plus...**2008-09:** Averaged 18.2 points, 3.5 rebounds and 2.8 assists in 36.5 minutes per game...Netted 20 or more points 33 times and 30 or more points six times...Led the C's in scoring 23 times, in rebounds twice, in assists four times and in steals 19 times...Scored a season-high 36 points at Toronto (1/11)...Notched 31 points against Indiana (12/3)...Pulled down a season-high nine boards at Oklahoma City (1/5)...Handed out a season-high seven assists vs. Dallas (1/25)...Shot a career-high 95.2 percent from the free throw line and set the Celtics franchise record for highest free throw percentage in a season breaking Bill Sharman's record from the 1958-59 season...Set Celtics franchise record for most consecutive free throws hit with 72, breaking Larry Bird's record of 71...Streak spanned from 12/28/08-2/22/09...Missed one game due to a right elbow strain (vs. Miami, 3/18)...Missed one game due to an NBA suspension (at Philadelphia, 4/14)...Received a DNP-CD in the season finale (4/15 vs. Washington)...Moved to 34th all-time in NBA history in scoring...Played in his 900th career game at Houston (1/7)...Scored his 19,000th career point at Miami (1/21)...Grabbed his 4,000th career rebound at New York (12/21)...Played in his 35,000th career minute vs. New Jersey (4/8)...**PLAYOFFS:** Averaged 18.3 points, 3.9 rebounds, 2.6 assists and 1.07 steals in 40.4 minutes per game...Scored a playoff-career-high 51 points at Chicago in Game 6 of the First Round in a triple-overtime loss...Averaged 23.4 points, 3.1 rebounds, 2.1 assists and 1.57 steals in the First Round against Chicago...**2007-08:** Averaged 17.4 points, 3.7 rebounds and 3.1 assists in 35.9 minutes per game...Hit game-winning shots against Toronto (11/4) and Charlotte (11/24)...Scored 33 points in overtime win against Toronto (11/4)...Grabbed a season-high 10 boards on 11/10 at New Jersey...Registered first double-double as a Celtic with 27 points and 10 rebounds at New Jersey (11/10)...Missed consecutive games due to a sore right ankle (12/14-12/16)...Led C's in scoring 17 times and in assists nine times...Scored a season-high 35 points on 12-of-20 shooting against the Blazers on 1/16/08...Dished out a season-high eight assists on 3/26/08 vs. PHX...Swiped three or more steals seven times...Shot 90.7% from the charity stripe which ranked fourth in the NBA...Made his 2,000th career three-pointer on 1/16/08 vs. Portland joining Reggie Miller as the only two players in NBA history to record 2,000 three-pointers...Missed game vs. CHA due to a pinched nerve in his neck (1/9)...Scored 20 or more points 25 times...Scored his 18,000th career point against the Memphis Grizzlies on 3/8/08...Was named to the All-Star game as a replacement for Caron Butler and scored a career-high 28 points off the bench in 18 minutes including 5-of-6 from three-point territory...Recorded three or more steals seven times...Led the team in steals in 13 games and in minutes 29 times...**PLAYOFFS:** Averaged 15.6 points, 3.8 rebounds and 2.7 assists in 38.0 minutes per game...Connected on an NBA Finals record 22 three-pointers against the Lakers...Averaged 20.3 points per game to go along with 5.0 rebounds, 2.5 assists and 1.33 steals during the NBA Finals...Sealed Game 4 comeback against the Lakers with a driving lay-up with 16.4 seconds remaining in the contest...Scored 29 points in Game 5 of the Eastern Conference Finals against Detroit on 9-of-15 shooting including 5-of-6 from three-point land...Led the C's in scoring four times...Scored 20-plus points six times...Connected on a Celtics single post-season record 55 three-pointers...**2006-07:** Averaged a career-high 26.4 points per game (6th in NBA)...Shot 90.3 percent (279-309) from the foul line (4th in NBA)...Averaged 40.3 mpg (1-5th in NBA)...Scored 20-plus points 44 times...Scored 30-plus points 18 times...Led or co-led the team in scoring 40 times...Made his seventh All-Star appearance on 2/20, tallying 12 points and three assists...Exploded for a career-high 54 points on 17-of-32 shooting vs. Utah on 1/12, including 8-of-12 from three-point range and 12-of-12 from the line...Netted 44 points vs. Denver on 1/23...Missed 26 games due to injury (nine games with a talus bone contusion in his right foot from 12/5-12/20 and the final 17 games of the season with bone spurs in his left ankle)...Dished out his 3,000th

*continued on next page...*

## Ray Allen *continued from previous page.*


NBA assist vs. Denver on 1/23...**2005-06:** Averaged 25.1 ppg, 4.3 rpg and 3.7 apg...Registered career-highs in several statistical categories including points per game (25.1, 10th in the NBA), points scored (1,955), field-goals made (681), field-goals attempted (1,500), three-pointers made (269, first in the NBA) and three-pointers attempted (653, first in the NBA)...Shot 90.3 percent (324-359) from the foul line to rank third in the league...Scored 20-plus points 58 times...Scored 30-plus points 24 times...Led or co-led the team in scoring 50 times...Hit seven three-pointers vs. Denver on 4/19, bringing his season total to 269 and breaking the NBA single-season record of 267 treys set by Dennis Scott in 1995-96...Hit consecutive game-winning shots (a three-pointer with 5.4 seconds left vs. San Antonio on 3/26 and a 19-foot jumper from the left wing with 0.3 seconds at Memphis on 3/28)...Had his only double-double of the season at the Los Angeles Lakers on 3/12 with 19 points and a season-high 10 rebounds...Made his sixth All-Star appearance on 2/19, tallying eight points...Erupted for a season-high 42 points on 14-of-28 shooting at Phoenix (20T) on 1/22, including 8-of-16 from three-point range...Suspended for three games as a result of a fight with Orlando's Keyon Dooling (1/13-16) as Sonics went 0-3...Scored in double-figures in all but one game (ejected 1/11 vs. Orlando and scored one point)...Hit at least one three-pointer in all but four games during the season...Hit four three-pointers on 4/7 to move past former Sonics player Dale Ellis (1,719) for second place on the NBA's all-time three-pointers-made list...Scored the 15,000th point of his NBA career at the Los Angeles Lakers on 3/12...Tallied the 5,000th point of his Sonics career at New Orleans/Oklahoma City on 2/8...Hit his 5,000th career field goal at Indiana on 1/2...Made four three-pointers on 12/20 to move past Glen Rice (1,559) for third place on the NBA's all-time three-pointers-made list...**2004-05:** Averaged 23.9 ppg, 4.4 rpg, 3.7 apg, 1.1 spg and 39.3 mpg in 78 games (all starts)...All-NBA Second Team...Led the Sonics and ranked 10th in the league in scoring, averaging 23.9 points per game...Scored in double-figures in every game but one (scored six points at the L.A. Lakers on 3/20, leaving the game at the 2:12 mark in the first quarter with a right ankle sprain)...The 3/20 Lakers game ended his streak of 89 consecutive contests scoring in double-figures...Scored 30-plus points 19 times...Led or co-led the team in scoring 45 times...Led or co-led the team in assists 17 times...Registered one double-double (at Minnesota on 4/17 - 34 points, 10 rebounds)...Scored a season-high 40 points vs. New York on 3/25...Pulled down a season-high 10 rebounds at Minnesota on 4/17...Handed out a season-high nine assists vs. Indiana on 1/28...Shot 88.3 percent (378-428) from the foul line to tie for seventh in the NBA...Named Western Conference Player of the Week twice (his third and fourth time as a Sonics player)...For the week ending 11/15, led Seattle to a 4-0 record averaging 28.3 points, 5.3 rebounds and 4.3 assists...For the week ending 3/27, averaged 28.7 points, 8.3 rebounds and 1.7 assists...Named to the NBA All-Star Team for the fifth time in his career and was the game's top scorer with 17 points...Participated in the 2005 Foot Locker Three-Point Shootout contest at 2005 NBA All-Star Weekend for the fourth time in his career...Had a viral infection and missed two games (vs. San Antonio on 1/31 and at Sacramento on 2/1)...Suffered a right ankle sprain and missed two games (vs. Milwaukee on 3/22 and at Houston on 4/20)...**PLAYOFFS:** Started all 11 playoff games and averaged 26.5 ppg, 4.3 rpg and 3.9 apg...Tied a Sonics single-game playoff record by scoring 45 points in the first-round Game 4 matchup vs. Sacramento on 5/1 (Fred Brown - 45 points on 4/15/76)...Averaged 32.4 points in the five-game Sacramento series...Shot 51.4 percent (55-107) from the field in the Sacramento series and 97.1 percent (33-34) from the line...In 11 playoff games, scored 30-plus points four times...**2003-04:** Averaged 23.0 ppg, 5.1 rpg, 4.8 apg, 1.27 spg and 38.4 mpg in 56 games (all starts)...Scored a season-high 42 points vs. Portland on 1/5...Handed out a season-high 11 assists at Minnesota on 3/31...Pulled down a season-high 11 rebounds vs. Philadelphia on 2/19...Scored 20-plus points 39 times...Scored 30-plus points eight times...Scored 40-plus points three times...Led or co-led the team in scoring 32 times...Led or co-led the team in assists 11 times...Had six double-doubles...Sat out the first 25 games of the season due to right ankle surgery (missed 26 games overall)...Had successful right ankle surgery on 1/1...Recorded his third career triple-double at the L.A. Lakers on 1/28 (18 points, 10 rebounds and 10 assists)...Named as a reserve on 2/3 to the Western Conference Team at the NBA All-Star Game in Los Angeles...**2002-03:** Averaged 24.5 ppg, 5.6 rpg, 5.9 apg and 1.6 spg in 29 games with Seattle and 22.5 ppg, 5.0 rpg, 4.4 apg and 1.4 spg in 76 total games (Milwaukee and Seattle)...Received the Joe Dumars Trophy for the 2002-03 NBA Sportsmanship Award...Named NBA Western Conference Player of the Week on 3/3 after leading the Sonics to a 4-0 record and averaging 28.3 points, 7.5 assists and 6.0 rebounds per game...Ranked second in the NBA in free-throw percentage at 91.6 percent (316-345)...Tied for 10th in the NBA in scoring (22.5 ppg)...Scored a season-high 40 points at the L.A. Clippers on 3/1...Tied a career-high with 13 rebounds at Chicago on 4/1 and at the L.A. Lakers on 2/23...Handed out a season-high 10 assists vs. the L.A. Lakers on 2/28...Recorded his second career triple-double vs. the L.A. Lakers on 2/28 (29 points, 10 rebounds and 10 assists)...Led or co-led the team in scoring in 19 games...Led or co-led the team in assists in 19 games...Scored 20-plus points in his first eight games with the Sonics (2/23-3/7)...Set a Milwaukee franchise record with 17 three-pointers attempted at Cleveland on 12/9...Became the 23rd player in NBA history to make 1,000 three-pointers in his career with his two three-point field-goals made vs. Utah on 1/3...In his debut in a Sonics uniform registered 26 points, a career-high-tying 13 rebounds and nine assists in a 106-101 loss at the L.A. Lakers on 2/23, the highest point and rebound totals of a Sonics player in their first game playing for Seattle (Lenny Wilkens had 10 assists in his first game with the Sonics on 10/17/68)...**2001-02:** Averaged 21.8 ppg, 4.5 rpg and 3.9 apg in 69 games with Milwaukee...Named to his third-consecutive All-Star Team...Scored 15 points and had team-highs of five assists and three steals for the Eastern Conference at the 2002 All-Star Game...Played in 400 consecutive games, including a league-best 388 straight starts, before sitting out on 12/22 because of left knee tendinitis...Scored a career-high 47 points vs. Charlotte on 4/14, including 10-of-14 from behind the arc, a new team record for threes in a game...His 47 points were the most scored by a Bucks player since Kareem Abdul-Jabbar scored 50 on 1/19/75...Snatched a career-high 13

rebounds vs. Golden State on 2/22... Twice named NBA Eastern Conference Player of the Week (10/31-11/4 and 1/7-13)... Broke his own franchise record with his 203rd trey of the season in Philadelphia on 4/7... Finished the season with a career-best 43.4 percent shooting from three-point range (229-528)... Finished among league leaders in scoring (12th in the NBA; 21.8 ppg), free-throw percentage (12th in the NBA; .873), three-point field goals made (first in the NBA; 229) and three-point percentage (10th in the NBA; .434)... **2000-01:** Started all 82 games for Milwaukee and registered 22.0 ppg, 5.2 rpg and 4.6 apg... Recorded career-highs in field-goal percentage (.480, 628-1,309), steals (1.5 spg) and rebounds (5.2 rpg)... Named NBA Player of the Week (4/9-15) after averaging 30.0 points, 4.0 rebounds and 5.0 assists per game... All-NBA Third Team... Won Three-Point Contest at All-Star Weekend... Scored 42 at Philadelphia on 2/26, and, in the process, set First Union Center records for most points by an opponent, most points in a half (32), most fourth-period points (21) and most fourth-period field goals (eight)... Recorded his first career triple-double with 20 points, 11 assists and 10 rebounds at Boston on 2/7... Scored in double-figures in every game but one (12/23 vs. Boston)... Set career-highs of 19 free throws made and 20 free throws attempted at Washington (11/25)... **PLAYOFFS:** Led Bucks in scoring, averaging 25.1 points in 18 games... Registered a career-best 6.0 assists per game... Shot a team-high 47.9 percent (57-119) on treys and 91.9 percent (79-86) from the line... Scored a then-playoff-career-high 41 points vs. Philadelphia on 6/1... **1999-00:** Started all 82 games, averaging team-highs of 22.1 ppg (14th in the NBA), 1.3 spg and 37.4 mpg... Led the team in three-point field goal percentage (.423, 172-407, 11th in the NBA)... Finished fifth in the NBA in free-throw percentage (.887, 214-245)... Matched a career-high with 13 assists vs. Seattle on 1/20... Scored his 5,000th career point at New Jersey on 3/1... **PLAYOFFS:** In five games, averaged team-highs of 22.0 points (ninth in the NBA) and 1.6 steals (10th in the NBA) in 37.2 minutes... Shot a team-high 90.9 percent (eighth in the NBA) from the free-throw line (20-22)... **1998-99:** Started all 50 games of the season and averaged 17.1 ppg, 4.2 rpg and 3.6 apg... Shot 90.3 percent (176-195) from the free-throw line (fourth in the NBA)... **PLAYOFFS:** Averaged a team-high 22.3 ppg while shooting 53.2 percent (25-47) from the field and 47.4 percent (9-19) from three-point range... **1997-98:** Averaged 19.5 ppg (17th in the NBA), 4.9 rpg and 4.3 apg... Shot 87.5 percent (342-391) from the line (third in the NBA)... Scored 40 points vs. Minnesota on 4/18... Dished out a career-high 13 assists vs. the Los Angeles Lakers on 2/24... Played a career-high 54 minutes at New Jersey on 12/27... **1996-97:** Played in 82 games (81 starts) for Milwaukee as a rookie, averaging 13.4 ppg, 4.0 rpg and 2.6 apg... Scored eight points in the Schick Rookie Game during NBA All-Star Weekend at Cleveland... Also appeared in the Nestlé Crunch Slam Dunk competition on All-Star Saturday – the Bucks' first participant since Paul Pressey in 1986.

**COLLEGE CAREER: 1995-96:** (Junior season): Consensus All-America First Team selection by the Associated Press, John Wooden-Los Angeles Athletic Club, UPI, The Sporting News, U.S. Basketball Writers Association (USBWA) and the National Association of Basketball Coaches (NABC)... Named UPI's College Player of the Year... Became the first UConn player ever to earn All-America recognition in back-to-back seasons... 1996 Big East Player of the Year and a unanimous All-Big East First Team pick... Helped lead the Huskies to a school-record 32-3 mark, including a third-straight appearance in the Sweet 16 of the NCAA Tournament... Also in that season, helped UConn win both the Big East regular-season title (17-1 record) and the Big East Tournament... Finished No. 3 on the Huskies' career-scoring list with 1,922 points behind Chris Smith (2,415) and Tony Hanson (1,990)... Set UConn's single-season record by connecting on 115 three-pointers in 1995-96... Led the Huskies in scoring for the second-straight season with 818 points, which ranked second all-time on the school's single-season scoring list (Donyell Marshall, 855, 1993-94)... Tied the Big East single-game record (and set UConn's single-game mark) with nine three-pointers in 14 attempts vs. Rutgers, culminating in a career-high 39 points... **1994-95:** (Sophomore season): Became the second UConn player (along with Donyell Marshall) to earn a spot on the All-Big East First Team, leading his squad and ranking third in the Big East in scoring (21.1 ppg)... Was the top sophomore scorer in UConn history with 675 points in 32 games... Named to the Big East All-Tournament Team... **1993-94:** (Freshman season): Selected unanimously to the Big East All-Rookie Team after averaging 12.6 ppg (despite coming off the bench every game) and 4.6 rpg... Named the Big East Rookie of the Week five times during the season.

**HOW ACQUIRED:** Acquired from Seattle along with the draft rights to Glen Davis to the Boston Celtics in exchange for Wally Szczerbiak, Delonte West, and the draft rights to Jeff Green.

**PERSONAL:** Full name is Walter Ray Allen... Has a daughter, Tierra, and sons, Walter Ray Allen III and Walker... Served as NBA Spokesperson for the Jr. NBA/Jr. WNBA program... Named The Sporting News "Good Guy" in 2000, 2001 and 2005... Named honorary captain of the 25-member UConn All-Century Basketball Team in 2001... Selected as NBA Spokesman for the Thurgood Marshall Scholarship Fund... Started "Ray of Hope" Foundation to assist charities in several communities... Starred in Spike Lee's film *He Got Game* and appeared in the movie *Harvard Man*... Won a gold medal with his U.S. teammates in the 2000 Summer Olympics... Nine Time All-Star (2000, 2001, 2002, 2004, 2005, 2006, 2007, 2008, 2009)... Recipient of the 2009 Red Auerbach Award, given to the Celtic who best exemplifies what it means to be a Celtic.



**POSITION** Forward

**HEIGHT** 6-8

**WEIGHT** 250

**BIRTHDATE** 04/30/85

**BIRTHPLACE** Baton Rouge, LA

**HIGH SCHOOL** Capitol HS (Baton Rouge, LA)

**COLLEGE** Louisiana State

**YEARS** Starting 7th

**DRAFTED** New Orleans Hornets, Second Round, 33rd overall pick, 2005 NBA Draft

# BRANDON BASS #30

## CAREER STATISTICS

### NBA REGULAR SEASON RECORD

YEAR TEAM	G-GS	MIN	FGM-FGA	PCT	FG3-FG3A	PCT	FT-FTA	PCT	OFF-DEF-TOT	AST	PF-DQ	STL	TO	BS	PIS	AVG
05-06 New OrL.	29-1	268	28-70	.400	0-0	---	12-19	.632	18-50-68	3	18-0	3	11	7	68	2.3
06-07 New OrL.	21-1	162	15-44	.341	0-1	.000	12-16	.750	13-30-43	3	16-0	2	10	3	42	2.0
07-08 Dallas	79-3	1556	246-493	.499	0-4	.000	162-197	.822	120-227-347	58	150-0	22	82	48	654	8.3
08-09 Dallas	81-0	1575	252-508	.496	0-6	.000	182-210	.867	129-238-367	45	140-0	27	86	55	686	8.5
09-10 Orlando	50-3	648	119-233	.511	0-0	---	52-63	.825	54-73-127	19	69-0	12	31	27	290	5.8
10-11 Orlando	76-51	1980	332-645	.515	0-2	.000	190-233	.815	134-290-424	57	159-0	27	97	52	854	11.2
<b>TOTALS</b>	<b>336-59</b>	<b>6189</b>	<b>992-1995</b>	<b>.498</b>	<b>0-13</b>	<b>.000</b>	<b>610-738</b>	<b>.827</b>	<b>468-908-1376</b>	<b>183</b>	<b>552-0</b>	<b>93</b>	<b>317</b>	<b>192</b>	<b>2594</b>	<b>7.7</b>

### NBA PLAYOFF RECORD

YEAR TEAM	G-GS	MIN	FGM-FGA	PCT	FG3-FG3A	PCT	FT-FTA	PCT	OFF-DEF-TOT	AST	PF-DQ	STL	TO	BS	PIS	AVG
07-08 Dallas	5-0	133	17-36	.472	0-1	.000	24-25	.960	20-14-34	2	12-0	3	3	3	58	11.6
08-09 Dallas	10-0	192	33-60	.550	0-0	---	28-31	.903	13-28-41	7	22-0	7	4	4	94	9.4
09-10 Orlando	7-0	42	7-13	.538	0-0	---	5-6	.833	2-6-8	1	2-0	0	1	0	19	2.7
10-11 Orlando	6-6	139	16-38	.421	0-0	---	12-13	.923	12-13-25	2	7-0	3	7	5	44	7.3
<b>TOTALS</b>	<b>28-6</b>	<b>506</b>	<b>73-147</b>	<b>.497</b>	<b>0-1</b>	<b>.000</b>	<b>69-75</b>	<b>.920</b>	<b>47-61-108</b>	<b>12</b>	<b>43-0</b>	<b>13</b>	<b>15</b>	<b>12</b>	<b>215</b>	<b>7.7</b>

## CAREER HIGHS

### CAREER REGULAR SEASON SINGLE-GAME HIGHS

Minutes	38, 04/10/11 Chicago at Orlando (Three times)
Field Goals	11, 12/03/10 Orlando at Detroit
Field Goal Attempts	19, 12/18/10 Philadelphia at Orlando
Three-Point Field Goals	None
Three-Point Attempts	2, 11/23/07 Dallas at Indiana
Free Throws	9, 03/23/11 Orlando at New York (Three Times)
Free Throw Attempts	12, 01/08/09 New York at Dallas (Twice)
Offensive Rebounds	7, 04/16/08 New Orleans at Dallas
Defensive Rebounds	8, 02/13/11 LA Lakers @ Orlando (Eight Times)
Total Rebounds	13, 04/10/09 New Orleans at Dallas
Assists	4, 03/16/11 Orlando at Milwaukee
Steals	2, 03/21/11 Orlando at Cleveland (15 Times)
Turnovers	5, 04/05/11 Milwaukee at Orlando (Twice)
Blocks	4, 02/25/09 Milwaukee at Dallas (Twice)
Points	27, 12/03/10 Orlando at Detroit

### CAREER POSTSEASON SINGLE-GAME HIGHS

Minutes	35, 04/29/08 Dallas at New Orleans
Field Goals	7, 04/18/09 Dallas at San Antonio
Field Goal Attempts	12, 04/27/08 New Orleans at Dallas
Three-Point Field Goals	None
Three-Point Attempts	1, 04/19/08 Dallas at New Orleans
Free Throws	12, 05/09/09 Denver at Dallas
Free Throw Attempts	14, 05/09/09 Denver at Dallas
Offensive Rebounds	6, 04/29/08 Dallas at New Orleans (Twice)
Defensive Rebounds	6, 04/26/11 Atlanta at Orlando
Total Rebounds	9, 04/29/08 Dallas at New Orleans (Twice)
Assists	2, 04/16/11 Atlanta at Orlando (Three Times)
Steals	2, 04/24/11 Orlando at Atlanta (Twice)
Turnovers	3, 04/22/08 Dallas at New Orleans
Blocks	2, 04/28/11 Orlando at Atlanta (Three Times)
Points	19, 04/22/08 Dallas at New Orleans

**2010-11 SEASON:** Averaged a career-high 11.2 points and 5.6 rebounds in 26.1 minutes per game...Made 51 starts in which he averaged 11.8 points and 5.8 rebounds per game...Shot a career-high 51.5% from the floor...Ranked 19th in the NBA in field goal percentage... Led or tied the team in scoring three times and in rebounding five times...Scored in double-figures 45 times and had 20 or more points three times...Scored a career-high 27 points against Detroit on Dec. 3...Had three double-doubles...Recorded at least one blocked shot 35 times and had two-or-more blocks 12 times...Pulled down his 1,000th rebound against Memphis (Nov. 15) and scored the 2,000th point of his career at Denver (12/14)...**PLAYOFFS:** Started in all six playoff games, averaging 7.3 points and 4.2 rebounds in 23.2 minutes per game.

**PROFESSIONAL CAREER: 2009-10:** Played in 50 games for Orlando, averaging 5.8 points and 2.5 rebounds in 13.0 minutes per game...Shot .511 (119-233) from the floor...Made three starts, averaging 10.0 points, 3.0 rebounds and 1.00 steal in 24.7 minutes per game during that span... Scored in double figures 11 times, including a season-high 17 points on Dec. 2 vs. New York...Grabbed a season-best nine rebounds on Mar. 13 @ Washington...Recorded his 900th career NBA rebound on Mar. 3 vs. Golden State...Had at least one blocked shot 19 times, including a season-high three blocks on Dec. 16 vs. Toronto...Missed one game (Nov. 13) due to the flu...DNP-CD 31 times...

**PLAYOFFS:** Appeared in seven postseason contests, averaging 2.7 points and 1.1 rebounds in 6.0 minutes per game...**2008-09:** Played in 81 games with Dallas, averaging 8.5 points and 4.5 rebounds in 19.4 minutes per game...Shot .496 (252-408) from the field and .867 (182-210) from the free throw line...Tied for 19th in the NBA in free throw percentage...Scored in double figures 31 times...Recorded four double-doubles...Pulled down 10+ rebounds five times, including a career-high 13 boards on Apr. 10 vs. New Orleans...Had at least one blocked shot 41 times, including a career-high four blocks on both Jan. 8 vs. New York and Feb. 25 vs. Milwaukee...

**PLAYOFFS:** Appeared in 10 games averaging 9.4 points and 4.1 rebounds in 19.2 minutes per game...**2007-08:** Appeared in 79 games (one start) with Dallas, averaging 8.3 points and 4.4 rebounds in 19.7 minutes per game... Scored in double figures 34 times, including a career-high 21 points on Mar. 30 @ Golden State...Missed two games due to injury: Nov. 5 due to a sprained left ankle and Jan. 23 due to a sore right Achilles...Also DNP-CD on Dec. 28...**PLAYOFFS:** Played in five postseason outings, averaging 11.6 points and 6.8 rebounds in 26.6 minutes per game, while shooting .960 (24-25) from the free throw line...**2006-07:** Played in 21 games (three starts) with New Orleans, averaging 2.0 points and 2.0 rebounds in 7.7 minutes per game...Registered 37 DNP-CDs and spent 24 games on the Inactive List...**2005-06:** Appeared in 29 games (one start) during his rookie campaign with New Orleans, averaging 2.3 points and 2.3 rebounds, in 9.2 minutes per game...Made his NBA debut on Nov. 1 vs. Sacramento, tallying two points and one rebound... Made first career start on Apr. 17 @ Phoenix, recording four points and three boards...Played in one game with the Tulsa 66ers of the NBA Development League (16 pts, 5 rebs)...Had 25 DNPCDs and was on the Inactive List for 28 games.

**COLLEGE:** Played two seasons at Louisiana State University, averaging 15.1 points 8.2 rebounds and 1.76 blocks in 34.2 minutes per game in 59 career games...Finished career as LSU's third all-time leading shot blocker (104)...Posted 19 double-doubles and scored 20+ points 13 times...As a sophomore (2004-05), named SEC Player of the Year and earned Honorable Mention All-America honors from The Associated Press, after averaging 17.3 points, 9.1 rebounds and 1.8 blocks per game...Led the SEC in field goal percentage (.567), while ranking third in scoring, second in rebounding and fourth in blocked shots...As a freshman (2003-04), averaged 12.8 points, 7.4 rebounds and 1.9 blocks per game...Led the team and was eighth in the SEC in blocked shots, while standing second on the Tigers in both scoring and rebounding.

**CAREER TRANSACTIONS:** Selected by the Boston Celtics in the First Round (24th overall) in the 2004 NBA Draft... Traded by Boston along with the draft rights to Jeff Green and Wally Szczerbiak to the Seattle SuperSonics in exchange for Ray Allen and the draft rights to Glen Davis on June 28, 2007...As part of a three team trade, was traded by Seattle along with Wally Szczerbiak to the Cleveland Cavaliers; the Chicago Bulls traded Joe Smith, Ben Wallace and a future second round pick to Cleveland; Chicago traded Adrian Griffin to Seattle; Cleveland traded Shannon Brown, Drew Gooden and Cedric Simmons to Chicago and Donyell Marshall and Ira Newble to Seattle on February 21, 2008...Traded by Cleveland along with Sebastian Telfair to the Minnesota Timberwolves in exchange for Ryan Hollins, Ramon Sessions and a future second round pick on July 26, 2010...Waive by Minnesota on August 3, 2010...Signed as a free agent by Boston on September 1, 2010.

**HOW ACQUIRED:** Acquired from Orlando in exchange for Glen Davis and Von Wafer on December 12, 2011.

**PERSONAL:** Full name is Brandon Sam Bass...Has one son, Brandon, Jr. (3)...Nickname is "BBass"... Younger brother, Chris, plays basketball at LSU...Favorite food is red beans and rice...Likes to relax by watching television...Honored by LSU as a member of the 2000's All-Decade Team as part of a celebration of 100 years of Tigers basketball in March of 2008...Dedicated new Reading and Learning Centers in the Dallas-Fort Worth area...The Brandon Bass Reach Back Foundation hosted summer camp for 40 under-privileged children in the Dallas-Fort Worth area...Raised money with every field goal made between March and April to benefit the 2008 Brandon Bass Youth Basketball Summer Camp.



**POSITION** Guard  
**HEIGHT** 6-2  
**WEIGHT** 180  
**BIRTHDATE** 11/26/90  
**BIRTHPLACE** Tacoma, WA  
**HIGH SCHOOL** Findlay Prep (Henderson, NV)  
**COLLEGE** Texas  
**YEARS** Starting 2nd  
**DRAFTED** Boston Celtics, First Round, 19th overall pick, 2010 NBA Draft

# AVERY BRADLEY

# #0

## CAREER STATISTICS

### NBA REGULAR SEASON RECORD

YEAR TEAM	G-GS	MIN	FGM-FGA	PCT	FG3-FG3A	PCT	FT-FTA	PCT	OFF-DEF-TOT	AST	PF-DQ	STL	TO	BS	PTS	AVG
10-11 Boston	31-0	162	23-67	.343	0-5	.000	6-12	.500	4-13-17	12	20-0	9	16	0	52	1.7
<b>TOTALS</b>	<b>31-0</b>	<b>162</b>	<b>23-67</b>	<b>.343</b>	<b>0-5</b>	<b>.000</b>	<b>6-12</b>	<b>.500</b>	<b>4-13-17</b>	<b>12</b>	<b>20-0</b>	<b>9</b>	<b>16</b>	<b>0</b>	<b>52</b>	<b>1.7</b>

### NBA DEVELOPMENT LEAGUE REGULAR SEASON RECORD

YEAR TEAM	G-GS	MIN	FGM-FGA	PCT	FG3-FG3A	PCT	FT-FTA	PCT	OFF-DEF-TOT	AST	PF-DQ	STL	TO	BS	PTS	AVG
10-11 Maine	9-6	290	57-126	.452	10-27	.370	30-35	.857	7-36-43	47	29-1	27	39	3	154	17.1
<b>TOTALS</b>	<b>9-6</b>	<b>290</b>	<b>57-126</b>	<b>.452</b>	<b>10-27</b>	<b>.370</b>	<b>30-35</b>	<b>.857</b>	<b>7-36-43</b>	<b>47</b>	<b>29-1</b>	<b>27</b>	<b>39</b>	<b>3</b>	<b>154</b>	<b>17.1</b>

## CAREER HIGHS

### CAREER REGULAR SEASON SINGLE-GAME HIGHS

Minutes	27, 04/13/11, New York at Boston
Field Goals	10, 04/13/11, New York at Boston
Field Goal Attempts	16, 04/13/11, New York at Boston
Three-Point Field Goals	None
Three-Point Attempts	2, 04/13/11, New York at Boston
Free Throws	2, 02/16/11, New Jersey at Boston (Twice)
Free Throws Attempts	2, 02/16/11, New Jersey at Boston (Five Times)
Offensive Rebounds	1, 02/22/11, Boston at Golden State (Four Times)
Defensive Rebounds	3, 04/13/11, New York at Boston
Rebounds	3, 04/13/11, New York at Boston
Assists	2, 04/13/11, New York at Boston (Four Times)
Steals	2, 04/13/11, New York at Boston
Turnovers	2, 04/13/11, New York at Boston (Four Times)
Blocks	None
Points	20, 04/13/11, New York at Boston

**2010-11 SEASON:** Averaged 1.7 points in 5.2 minutes per game...Had his best game of the season on the last night against New York (4/13) when he netted 20 points on 10-of-16 shooting from the floor.Made his professional debut against Atlanta scoring two points, grabbing one rebound, handing out one assist and recording one steal against Atlanta (11/22)...Assigned to the Maine Red Claws of the NBA Development League on January 14...Averaged 17.1 points, 4.8 rebounds, 5.2 assists and 3.0 steals in nine games for Maine...Recalled from the Red Claws on February 7...Recorded a season-high 5 points against Golden State (2/22)...**PLAYOFFS:** Was inactive for all nine of the team's playoff games.

**COLLEGE:** 2009-10 (Freshman): Ranked second on Texas in scoring (11.6 ppg), steals (44) and minutes played (29.5 mpg)... Shot 37.5 percent from three-point range and recorded an impressive 18 blocks... A Big 12 All-Rookie team selection by the league coaches and Big 12 All-Freshman Team by the media...Named All-Big 12 Honorable Mention by the coaches... Posted season highs in points (29) and rebounds (9) vs. Colorado, shooting 12-of-14 from the field and 3-for-3 from three-point range... Recorded 25 points and five rebounds v. Nebraska... Had 24 points, six rebounds, six assists and three steals at Iowa State, converting 10-for-14 shots...Totalled 21 points and three steals at Oklahoma, shooting 9-of-16 from the field.

**HIGH SCHOOL:** Spent his senior year at Findlay Prep in Henderson, Nevada, averaging 19.1 points, 4.6 rebounds, 2.9 assists and 2.9 steals...Led Findlay to a 33-0 record and the mythical high school national championship... Named the ESPNRISE.com High School National Player of the Year and ranked as the No. 1 prospect by ESPN... A McDonald's All-American and Jordan All-American... Won the slam dunk contest at the McDonald's All-American Game... First-team Parade Magazine All-American...Recorded 21 points (10-of-14 FG) in 29 minutes for the USA Junior Select Team at the Nike Hoop Summit...Transferred to Findlay after spending his freshman through junior years at Bellarmine Prep (Tacoma, WA).

**HOW ACQUIRED:** Selected by the Boston Celtics in the First Round (19th overall) in the 2010 NBA Draft.

**PERSONAL:** Full name is Avery Antonio Bradley, Jr... Son of Alicia Jones and Avery Bradley, Sr... Became a Texas fan when his family lived in Arlington, Texas from 2001-2004... Family moved back to Tacoma in the summer prior to his eighth grade year (2004).





**POSITION** Guard/Forward

**HEIGHT** 6-6

**WEIGHT** 200

**BIRTHDATE** 01/07/81

**BIRTHPLACE** Orlando, FL

**HIGH SCHOOL** Edgewater (Orlando, FL)/  
Mt. Zion Christian Academy  
(Durham, NC)

**COLLEGE** Auburn

**YEARS** Starting 9th

**DRAFTED** Undrafted

# MARQUIS DANIELS #4

## CAREER STATISTICS

### NBA REGULAR SEASON RECORD

YEAR TEAM	G-GS	MIN	FGM-FGA	PCT	FG3-FG3A	PCT	FT-FTA	PCT	OFF-DEF-TOT	AST	PF-DQ	STL	TO	BS	PTS	AVG
03-04 LAL	67-67	2460	554-948	58.4	0-0	---	331-676	49.0	246-523-769	196	225-3	34	195	166	1459	21.5
04-05 MIA	73-73	2490	658-1095	60.1	0-0	---	353-765	46.1	253-507-760	200	262-4	36	203	171	1669	22.9
05-06 MIA	59-58	1805	480-800	60.0	0-0	---	221-471	46.9	172-369-541	113	230-4	23	168	104	1181	20.0
06-07 MIA	40-39	1134	283-479	59.1	0-0	---	124-294	42.2	97-200-297	79	139-2	8	95	55	690	17.3
07-08 MIA/PHX	61-61	1750	331-58	59.3	0-0	---	170-338	50.3	166-388-554	93	228-6	32	181	88	852	13.6
08-09 PHX	75-75	2252	512-841	60.9	0-1	.000	309-519	59.5	187-446-633	128	253-7	49	168	108	1333	17.8
09-10 CLE	53-53	1240	262-463	56.6	0-1	.000	112-226	49.6	93-262-355	80	169-0	15	105	62	636	12.0
<b>TOTALS</b>	<b>1170-1161</b>	<b>41155</b>	<b>11196-19256</b>	<b>58.1</b>	<b>1-22</b>	<b>.045</b>	<b>5862-11121</b>	<b>52.7</b>	<b>4161-8760-12921</b>	<b>3000</b>	<b>4026-60</b>	<b>723</b>	<b>3254</b>	<b>2690</b>	<b>28255</b>	<b>24.1</b>

### NBA PLAYOFF RECORD

YEAR TEAM	G-GS	MIN	FGM-FGA	PCT	FG3-FG3A	PCT	FT-FTA	PCT	OFF-DEF-TOT	AST	PF-DQ	STL	TO	BS	PTS	AVG
03-04 LAL	22-22	917	182-307	59.3	0-0	---	109-254	42.9	91-200-291	55	90-1	7	55	61	473	21.5
04-05 MIA	13-13	429	101-181	55.8	0-0	---	50-106	47.2	19-83-102	25	52-1	5	42	19	252	19.4
05-06 MIA	23-23	759	178-291	61.2	0-0	---	68-182	37.4	75-150-225	39	84-0	11	85	34	424	18.4
09-10 CLE	11-11	243	48-93	51.6	0-0	---	31-47	66.0	21-40-61	15	41-0	2	24	13	127	11.5
<b>TOTALS</b>	<b>214-214</b>	<b>8085</b>	<b>2040-3625</b>	<b>56.3</b>	<b>0-0</b>	<b>---</b>	<b>1168-2315</b>	<b>50.5</b>	<b>866-1642-2508</b>	<b>581</b>	<b>765-11</b>	<b>116</b>	<b>649</b>	<b>459</b>	<b>5248</b>	<b>24.5</b>

## CAREER HIGHS

### CAREER REGULAR SEASON SINGLE-GAME HIGHS

Minutes	50, 12/07/08, Boston at Indiana
Field Goals	15, 03/26/04, Dallas at Miami
Field Goal Attempts	30, 03/07/05, Toronto at Dallas
Three-Point Field Goals	3, 12/19/07, Philadelphia at Indiana
Three-Point Attempts	6, 11/08/08, New Jersey at Indiana (Twice)
Free Throws	8, 12/02/08, LA Lakers at Indiana (Three Times)
Free Throw Attempts	12, 12/01/05, San Antonio at Dallas
Offensive Rebounds	5, 03/10/09, Utah at Indiana (Seven Times)
Defensive Rebounds	8, 11/24/04, Minnesota at Dallas
Total Rebounds	11, 03/10/09, Utah at Indiana (Three Times)
Assists	9, 04/19/05, Seattle at Dallas (Twice)
Steals	8, 12/13/04, Dallas at Chicago
Turnovers	6, 11/25/05, Dallas at Miami
Blocks	3, 02/25/09, Memphis at Indiana
Points	33, 04/10/04, Dallas at Seattle

### CAREER POSTSEASON SINGLE-GAME HIGHS

Minutes	42, 04/24/04, Sacramento at Dallas
Field Goals	10, 04/24/04, Sacramento at Dallas
Field Goal Attempts	20, 04/24/04, Sacramento at Dallas
Three-Point Field Goals	1, 06/15/10, Boston at LA Lakers (Five Times)
Three-Point Attempts	2, 05/13/05, Phoenix at Dallas (Five Times)
Free Throws	6, 04/20/04, Dallas at Sacramento
Free Throw Attempts	7, 05/02/05, Houston at Dallas
Offensive Rebounds	5, 04/20/04, Dallas at Sacramento
Defensive Rebounds	6, 04/20/04, Dallas at Sacramento
Total Rebounds	10, 04/20/04, Dallas at Sacramento
Assists	5, 04/18/04, Dallas at Sacramento
Steals	4, 04/18/04, Dallas at Sacramento
Turnovers	6, 04/18/04, Dallas at Sacramento
Blocks	2, 04/18/04, Dallas at Sacramento
Points	22, 04/24/04, Sacramento at Dallas

**2010-11 SEASON:** Averaged 5.5 points, 2.3 rebounds and 1.3 assists in 19.1 minutes per game...Recorded 13 points on 5-of-6 shooting from the floor against Chicago (11/5)...His three steals against Detroit on 11/2 were the most he has had in a Celtic uniform...Tied his career-high with three blocks against Atlanta (11/22)...Recorded 16 points on 7-of-10 shooting from the field to go along with four rebounds and two steals at Cleveland (11/30)...Recorded 10 points along with a season-high six rebounds and three steals against Charlotte (12/11)...Recorded a season-high 19 points and seven boards against Houston (1/10)...Suffered a bruised spinal cord against Orlando (2/6)...Was traded to the Sacramento Kings on February 24 in exchange for a future conditional second round draft pick.

**PROFESSIONAL CAREER: 2009-10:** Averaged 5.6 points, 1.9 rebounds and 1.3 assists in 18.4 minutes per game...Made his Celtic debut against the Cavaliers (10/27) and recorded seven points and two assists...Had surgery to repair a torn ligament in his left thumb on 12/9 and missed the next 28 games...Missed one game due to personal reasons (12/7, New Jersey)...Posted a season-high 16 points against New Jersey (2/27)...**PLAYOFFS:** Averaged 1.5 points and 0.9 rebounds in 3.4 minutes per game...Recorded a postseason high of six points in six minutes against Orlando in Game 3 of the Eastern Conference Finals...**2008-09:** Averaged a career-high 13.6 points, a career-high 4.6 rebounds and 1.15 steals in 54 games...Taking the place of the injured Mike Dunleavy, he was the Pacers' starting shooting guard on opening night at Detroit (10/29), and he started 31 of the team's first 34 games...was the only Pacers' player to start, and score 10+ points, in each of the first 13 games of the season...beginning with back-to-back 25 point games vs. Orlando (11/21) and at Miami (11/22), he scored 20+ points seven times in a span of 13 appearances from 11/21 to 12/26...that stretch culminated in a season-high 28 points at Memphis (12/26)...that game had followed his three straight games on the sidelines with a viral infection and was the first of six straight appearances...wrapped around stints on the inactive list for a strained left groin, a sore lower back and a sprained right wrist, he played in 28 more games the rest of the season and missed the last 13 in a row...in those 28 games, he averaged 10.9 points and scored 30+ points three times – including two more outings with 28 points...his 28 points at Portland (3/4), included a steal and a subsequent fast-break layup that tie the score with just 11 seconds left...that steal was one of his season-best three in that games and he had three steals six times...though he sat out 28 games, he was fourth on the team with 62 steals and collected more than one theft on 18 occasions...from 1/19 to 2/18, he made 11 straight appearances off the bench, averaging 6.5 points and shooting 32-76 FGS (.421) as a reserve...he registered his first double-double as a member of the Pacers, and the second of his career, with 13 points and 10 rebounds vs. Boston (11/1)...just two games later, he had a career-best 11 rebounds and 17 points at Cleveland (11/7)...in that game against Cleveland he also had a season-high seven assists...recorded four double-doubles in the teams first 13 games...though he played in just 54 games, his 248 rebounds were the most in any single season in his career...**2007-08:** Averaged 8.2 points and 2.9 rebounds in 20.9 minutes per game...After playing in no more than 62 games in any of his first four NBA seasons, and just 45 games in his first season with the Pacers, he played in 74 of 82 games in 2007-08...after laying in the first four games, he made appearances in two of the next five games, sitting out three times with a sore left knee...he missed just five more games the rest of the season and never sat out two games in a row...one of three Pacers' players with 27 steals, his 80 thefts were the second most of his career and nearly tripled his total from 2006-07 (27)...he had at least one steal in 21 of his last 27 games and he had more than two steals in 11 games...scored 20+ points three times...more than doubling his total from the previous season, he handed out 137 assists in 2007-08 and that was the fourth time in five NBA seasons that he has had 100+ assists...**2006-07:** Averaged 7.1 points and 1.8 rebounds in his first season with the Pacers...Having played in 39 of his first 43 games of the season he however played in just six games the rest of the season...sat out the final 25 games of the season with a sore left knee and that troublesome knee kept him out a total of 33 games...including eight times in his final 11 appearances, he scored in double figures 13 times and scored a season-high of 23 points at Miami (1/18)...against the Heat, he added a team-leading and a season-high five assists...he logged at least 20 minutes 22 times for the season and in those games, averaged 10.3 points and shot 95-192 (.495)...also averaged 2.7 rebounds and 0.91 steals in those 22 games...**2005-06:** Averaged 10.2 points, 3.6 rebounds, 2.8 assists and 1.08 steals in 28.5 minutes per game...missed a total of 16 games with a strained neck (12/16-12/18m 12/22-12/26, 1/6-1/22 and 3/31-4/2), two due to a family emergency (1/25-1/26) one with a strained right hamstring (4/19) and one due to a coaching decision (2/4)...averaged 17.2 points on 51.7 percent shooting in a nine-game span from 11/29 to 12/14, before missing his first game with the strained neck injury...as a starter, he averaged 13.2 points, 4.6 rebounds, 3.7 assists and 1.3 steals...led the team in assists 12 times and in steals 18 times...he scored in double figures 33 times and had 20 or more points four times...**PLAYOFFS:** Averaged 3.4 points, 1.1 rebounds and 1.3 assists in 11.1 minutes per game...Played in 20 of team's 23 games in the postseason, all coming off the bench...**2004-05:** Averaged 9.1 points, 3.6 rebounds, 2.1 assists and 1.38 steals in 23.5 minutes per game...missed a total of 22 games due to injury, all coming before the All-Star break...missed 15 games with a sore left ankle (12/7, 12/28-1/29)...Missed seven games from 2/4-2/17 while recovering from an appendectomy...scored in double figures 28 times and had 20 or more points three times...would have ranked 28th in the NBA in steals per game had he qualified...registered his first career double-double with 11 points and 10 rebounds vs. Minnesota (11/22)...recorded a career-high and an NBA season-high eight steals at Chicago (12/13)...**PLAYOFFS:** Averaged 6.5 points, 3.1 rebounds and 1.3 assists in 15.0 minutes per game...**2003-04:** Named to the NBA's All-Rookie Second Team despite seeing limited playing time before the month of March...over the final 24 games of the season, he averaged 14.0 points, 4.8 rebounds, 3.8 assists and 1.50 steals in 30.7 minutes per game...averaged 8.5 points, 2.6 rebounds, 2.1 assists and 18.6 minutes per game over the course of the season...ranked eighth among rookies in scoring and first in field goal percentage...**PLAYOFFS:** Averaged 15.8 points, 6.2 rebounds, 3.0 assists and 2.0 steals in 36.8 minutes per game.

*continued on next page...*

## **MARQUIS DANIELS** *continued from previous page.*

**COLLEGE CAREER:** Named to the All-SEC Second Team as a senior and Third Team All-SEC as a sophomore by the SEC coaches... was named SEC Player of the Year by The Birmingham News and CollegenInsider.com after his senior season...Finished his career ninth on Auburn's all-time scoring list and as the school's all-time career leader in steals...earned the team's MVP award his sophomore, junior and senior seasons...as a senior, led the SEC and was 23rd in nation in steals (2.3 spg)...ranked second in the SEC in scoring, was fifth in field goal percentage and 10th in assists...pace the team in scoring 20 times and in rebounding 12 times...registered a career-high 38 points vs. Troy... named SEC Player of the Week after averaging 22.0 points and 6.0 rebounds in wins over Alabama and South Carolina...averaged 23.3 points and 7.0 rebounds in three NCAA tournament games, scoring 25 points and grabbing eight rebounds in a win over St. Joseph's...tallied 18 points in the Tigers' victory over Wake Forest and led the team with 27 points and nine rebounds vs. eventual Champions Syracuse in the Sweet 16...as a junior, he led the team in scoring, rebounding, assists and steals...ranked fifth in the SEC in assists and sixth in steals...recorded a season-high 23 points against Florida in the SEC Tournament...tallied 14 points and a career-high 13 rebounds at Alabama...earned SEC Player of the Week honors after registering 19 points, five rebounds, seven assists and five steals at Marshall...as a sophomore, he paced the SEC in steals (2.2 spg), while leading the team in scoring and rebounding...recorded a season-high 28 points vs. Grambling...after becoming eligible in mid-December, he averaged 4.5 points in 12.7 mpg...he led the team with 16 points in his collegiate debut at Puerto Rico-Mayaguez in the San Juan Shootout.

**PERSONAL:** Graduated from college with a degree in sociology in just 3 1/2 years...created the Q6 Foundation, which works to fight sickle cell anemia and assist children living with the disease...it also provides affordable housing for families in Orlando and its surrounding area...Q6 Foundation hosted a celebrity weekend Billiards Tournament in the summer of 2005 that raised money for these causes...sponsors a youth basketball team out of Orlando called the "Team Daniels Showtime Ballers".





**POSITION** Guard

**HEIGHT** 6-3

**WEIGHT** 195

**BIRTHDATE** 05/08/80

**BIRTHPLACE** Fort Lauderdale, FL

**HIGH SCHOOL** Dillard HS (Fort Lauderdale, FL)

**COLLEGE** Missouri

**YEARS** Starting 12th

**DRAFTED** Orlando Magic, First Round, 10th overall, 2000 NBA Draft

# KEYON DOOLING #51

## CAREER STATISTICS

### NBA REGULAR SEASON RECORD

YEAR TEAM	G-GS	MIN	FGM-FGA	PCT	FG3-FGA	PCT	FT-FTA	PCT	OFF-DEF-TOT	AST	PF-DQ	STL	TO	BS	PTS	AVG
00-01 LAC	76-1	1237	148-362	40.9	28-80	35.0	125-179	69.8	8-81-89	177	107-0	94	41	11	449	5.9
01-02 LAC	14-0	155	22-57	38.6	4-14	28.6	10-12	83.3	0-3-3	12	20-0	10	4	3	58	4.1
02-03 LAC	55-1	969	128-329	38.9	50-139	36.0	44-57	77.2	9-63-72	89	93-0	60	24	6	350	6.4
03-04 LAC	58-24	1137	137-352	38.9	8-46	17.4	78-94	83.0	17-62-79	130	108-2	65	45	6	360	6.2
04-05 MIA	74-0	1184	139-345	40.3	19-75	25.3	85-109	78.0	11-79-90	132	120-0	65	39	11	382	5.2
05-06 ORL	50-7	1137	178-405	44.0	13-43	30.2	101-121	83.5	11-67-78	109	116-1	82	49	4	470	9.4
06-07 ORL	66-2	1435	188-458	41.0	31-96	32.3	114-141	80.9	22-64-86	112	125-0	72	52	15	521	7.9
07-08 ORL	72-1	1334	198-423	46.8	22-65	33.8	163-193	84.5	7-94-101	133	131-0	36	61	5	581	8.1
08-09 NJ	77-18	2074	261-598	43.6	99-235	42.1	127-154	82.5	24-131-155	270	135-0	71	105	8	748	9.7
09-10 NJ	53-8	971	129-324	39.8	59-157	37.6	46-61	77.0	8-46-54	135	82-0	34	59	0	364	6.9
10-11 MIL	80-22	1757	206-519	39.7	81-234	34.6	78-94	83.0	12-105-117	243	119-0	54	91	4	571	7.1
<b>TOTALS</b>	<b>675-84</b>	<b>13396</b>	<b>1734-4172</b>	<b>41.6</b>	<b>414-1184</b>	<b>35.0</b>	<b>972-1215</b>	<b>80.0</b>	<b>129-795-924</b>	<b>1524</b>	<b>1156-3</b>	<b>449</b>	<b>764</b>	<b>73</b>	<b>4854</b>	<b>7.2</b>

### NBA PLAYOFF RECORD

YEAR TEAM	G-GS	MIN	FGM-FGA	PCT	FG3-FGA	PCT	FT-FTA	PCT	OFF-DEF-TOT	AST	PF-DQ	STL	TO	BS	PTS	AVG
04-05 MIA	15-0	264	43-87	49.4	7-19	36.8	17-21	81.0	1-15-16	25	34-0	14	6	1	110	7.3
06-07 ORL	4-0	65	12-25	48.0	1-3	33.3	4-6	66.7	1-6-7	5	7-0	2	2	1	29	7.3
07-08 ORL	10-0	148	22-56	39.3	9-23	39.1	13-15	86.7	2-8-10	7	22-1	6	6	1	66	6.6
<b>TOTALS</b>	<b>29-0</b>	<b>477</b>	<b>77-168</b>	<b>45.8</b>	<b>17-45</b>	<b>37.8</b>	<b>34-42</b>	<b>81.0</b>	<b>4-29-33</b>	<b>37</b>	<b>63-1</b>	<b>22</b>	<b>14</b>	<b>3</b>	<b>205</b>	<b>7.1</b>

## CAREER HIGHS

### CAREER REGULAR SEASON SINGLE-GAME HIGHS

Minutes	47, 01/03/09, New Jersey at Miami
Field Goals	9, 01/19/11, Washington at Milwaukee (Five Times)
Field Goal Attempts	19, 03/31/04, LA Clippers at Detroit
Three-Point Field Goals	5, 04/01/09, Detroit at New Jersey (Four Times)
Three-Point Attempts	10, 04/01/09, Detroit at New Jersey
Free Throws	9, 12/19/07, Orlando at Houston
Free Throw Attempts	10, 12/19/07, Orlando at Houston
Offensive Rebounds	3, 01/02/09, Atlanta at New Jersey
Defensive Rebounds	7, 03/12/11, Philadelphia at Milwaukee
Total Rebounds	7, 03/12/11, Philadelphia at Milwaukee (Four Times)
Assists	11, 01/21/11, Milwaukee at Cleveland
Steals	5, 03/03/06, Orlando at Phoenix
Turnovers	6, 01/27/06, Orlando at New York (Twice)
Blocks	2, 03/14/07, Utah at Orlando (Three Times)
Points	25, 11/15/06, Denver at Orlando

### CAREER POSTSEASON SINGLE-GAME HIGHS

Minutes	23, 05/08/05, Washington at Miami
Field Goals	6, 05/08/05, Washington at Miami (Twice)
Field Goal Attempts	10, 04/28/07, Detroit at Orlando
Three-Point Field Goals	2, 05/10/08, Detroit at Orlando (Three Times)
Three-Point Attempts	4, 05/31/05, Miami at Detroit (Twice)
Free Throws	5, 05/03/08, Orlando at Detroit
Free Throw Attempts	6, 05/03/08, Orlando at Detroit
Offensive Rebounds	2, 05/13/08, Orlando at Detroit
Defensive Rebounds	4, 05/03/08, Orlando at Detroit
Total Rebounds	4, 05/03/08, Orlando at Detroit
Assists	4, 05/12/05, Miami at Washington
Steals	2, 05/29/05, Miami at Detroit (Twice)
Turnovers	2, 05/10/08, Detroit at Orlando (Six Times)
Blocks	1, 04/22/08, Toronto at Orlando (Three Times)
Points	15, 05/08/06, Washington at Miami

**2010-11 SEASON:** Averaged 7.1 points and 3.0 assists in 22.0 minutes per game...Scored 23 points against Washington on 1/19...Handed out a career-high 11 assists while adding 12 points at Cleveland on 1/21...Dished 10 dimes to go along with 13 points at Chicago on 1/24...Scored 12 points and equaled his career-best with seven boards on 3/12 against Philadelphia...Led the Bucks in assists 20 times and in steals 14 times...Recorded double-figures in scoring 26 times.

**PROFESSIONAL CAREER: 2009-10:** Appeared in 53 games, eight starts ... averaged 6.9 points and 2.5 assists in 18.3 minutes per contest ... shot .398 (129-324) from the field, .376 (59-157) from downtown and .770 (47-61) from the line ... in eight starts, averaged 10.6 points and 5.4 assists in 32.0 minutes while shooting .434 (33-76) from the field and .406 (13-32) from behind the arc ... recorded 14 games scoring in double figures and one 20-plus point game ... led or tied the Nets in assists eight times and in steals nine times ... missed a total of 29 games due to injury; 18 games (10/28-12/2) due to hip surgery, eight games (12/11-12/18, 1/13, 2/2-2/3) with sore hip flexors, one game (3/22) with flu-like symptoms and two games (4/12-4/14) with a strained groin ... recorded 11 points, tied a career-high seven rebounds and six assists in 28 minutes vs. HOU on 12/26 recorded a season-high 21 points on 8-11 FG's and 4-7 from deep in 23 minutes at N.O. on 1/8 recorded 18 points on 7-13 FG's and a season-high eight assists in 36 minutes vs. LAC on 1/27 ... recorded 13 points on 5-12 FG's and seven assists vs. PHI on 1/31 ... recorded 11 points and seven assists at CLE on 2/9 ... tallied 15 points and seven dimes at OKC on 3/12 ... notched 15 points, 3-6 from downtown, at PHI on 3/17 ... scored 13 points, 4-6 FG's, vs. NO on 4/3...**2008-09:** Appeared in a career-high 77 games with 18 starts ... averaged career-highs of 9.7 points, 2.0 rebounds and 3.5 assists in a career-high 26.9 minutes ... shot a career-high .421 (99-235) from downtown (16th in NBA) and .825 (127-154) from the line ... in 18 starts, averaged 14.6 points and 5.7 assists in 36.8 minutes while shooting .500 (98-196) from the field and .409 (27-66) from downtown... recorded 39 games scoring in double figures, two games scoring 20+ points, two games with double figure assists and two double-doubles ... missed a total of five games due to injury/illness ... recorded a season-high 23 points on 9-14 shooting, five rebounds and seven assists at Miami on 1/5 ... recorded 17 points including a career-high tying five threes vs. Toronto on 1/28... tallied 18 points including tying a career-high five threes vs. Milwaukee on 2/3 ... scored 19 points vs. Cleveland on 3/22 ...tallied second career double-double with 11 points and a season-high 10 assists in 38 minutes at Cleveland on 3/25 ...tied a season-high 23 points and tied a career-high five threes vs. Detroit on 4/1 ... tied a career-high with seven rebounds at New York on 4/15 ...**2007-08:** Played in 72 games averaging 8.1 points, 1.8 assists and 1.4 rebounds in 18.5 minutes per game...Also made one start, tallying nine points, three rebounds, three assists and two steals in 34 minutes on Jan. 4 vs. Houston...Shot .845 (163-193) from the free throw line...Ranked 26th in the NBA in free throw percentage...Led (or tied) the team in assists three times, including a season-high nine assists on Apr. 15 at Atlanta...Scored in double-figures 27 times, including a season-high 19 points on Mar. 25 vs. San Antonio...Scored his 3,000th career NBA point on Feb. 19 at Detroit...Appeared in his 400th career regular season game on Nov. 10 vs. Phoenix...Pulled down his 500th career rebound on Nov. 7 at Toronto and dished out his 800th career NBA assist on Dec. 18 at Dallas...On Inactive List a total of six times: twice due to the flu (Nov. 26-28) and four times due to a sprained left mid-foot (Feb. 11, Mar. 1-5)...DNP-CD four times...**PLAYOFFS:** Averaged 6.6 points and 1.0 rebound in 14.8 minutes per game during the playoffs...Appeared in all 10 playoff games...Scored 10 points in opening game of the first round against the Raptors on Apr. 20...Also scored 10 points in Game 3 of the second round against the Pistons...**2006-07:** Appeared in 66 games averaging 7.9 points, 1.7 assists and 1.3 rebounds in 21.7 minutes per game...Made two starts, averaging 15.0 points, 2.5 assists, 2.5 rebounds and 1.00 steals in 31.5 minutes...Led (or tied) the team in scoring three times and in assists four times...scored in double figures 21 times, including a career-high 25 points on Nov. 15 vs. Denver...Scored team-best 20 points on Dec. 14 at Charlotte and Dec. 29 at Washington...Had at least one steal 31 times, including a season-high four steals on Mar. 21 at Toronto...On the Inactive List a total of 16 times – once due to back spasms (Dec. 6), five times (Dec. 30-Jan. 7, Jan. 20) due to a strained left Achilles, eight times (Jan. 26-Feb. 10) due to sprained ligaments in his right thumb and once (Mar. 12) due to neck and back spasms...**PLAYOFFS:** Appeared in all four playoff contests for Orlando against Detroit averaging 7.3 points, 1.8 rebounds and 1.3 assists in 16.3 minutes per game...**2005-06:** Played in 50 outings with the Magic averaging a career-best 9.4 points, 2.2 assists and 1.6 rebounds in 22.7 minutes per game...Made seven starts, averaging 11.0 points, 3.6 assists, 1.4 rebounds and 1.14 steals in 27.7 minutes per game...Led (or tied) the team in scoring three times and in assists seven times...Scored in double-figures in 28 outings, including a career-high 23 points in season-best 42 minutes on Feb. 22 at New Jersey...Scored 2,000th career NBA point on Apr. 5 vs. Milwaukee...Dished out his 600th career NBA assist on Mar. 3 at Phoenix...Grabbed 400th career NBA rebound on Apr. 5 vs. Milwaukee...Recorded at least one steal in 29 outings, including a career-high five steals on Mar. 3 at Phoenix...Notched 200th career NBA steal on Apr. 17 vs. Chicago...Appeared in 300th career game on Feb. 24 vs. Seattle...Missed the first five games on the season (Nov. 2-9) due to a right heel contusion...Missed 21 games on the Inactive List (Nov. 26-Jan.10) due to an inflamed plantar fascia on his right foot...On Inactive List on Mar. 4 due to the flu...Suspended five games by the NBA (Jan. 13-21) for involvement in fight with Sonics' Ray Allen on Jan. 11 at Seattle...**PLAYOFFS:** Averaged 3.4 points, 1.1 rebounds and 1.3 assists in 11.1 minutes per game...Played in 20 of team's 23 games in the postseason, all coming off the bench...**2004-05:** Appeared in 74 games with Miami averaging 5.2 points, 1.8 assists and 1.2 rebounds in 16.0 minutes per game...Scored in double figures 12 times, including a season-high 19 points on Apr. 20 at Orlando...Led (or tied) the Heat in scoring once and in assists four times...Did not play on Apr. 2 due to personal reasons...**PLAYOFFS:** Played in all 15 postseason games averaging 7.3 points, 1.7 assists and 1.1 rebounds in 17.6 minutes per game...Scored in double figures during the playoffs six times, including a postseason-best 15 points in Game 1 of the Eastern Semifinals vs. Washington on May 8...**2003-04:** Played in 58 games for the L.A. Clippers averaging 6.2 points, 2.2 assists and 1.4 rebounds in 19.6 minutes per game...Made 24 starts averaging 8.1 points, 2.9 assists and 1.8 rebounds

*continued on next page...*

## **KEYON DOOLING** *continued from previous page.*


in 26.9 minutes per game...Scored in double figures 15 times including a career-high 20 points at Detroit on Mar. 31...Also dished out career-high 10 assists during that contest for the first double-double of his career...Led (or tied) the Clippers in scoring once and in assists eight times...Missed three games (Jan. 30-Feb. 2) due to a sprained left ankle and one game (Mar. 24) due to a stomach virus... **2002-03:** Appeared in 55 games (one start) for the Clippers, averaging a career-best 6.4 points, 1.6 assists and 1.3 rebounds in 17.6 minutes per game...Ranked second on the team in three-point field goal percentage (.389, 128-329)...scored in double figures 10 times, including a season-high 18 points on Nov. 24 vs. Houston...Led (or tied) the team in assists once...Missed four games due to a strained left arch (Feb. 19-26)...Was on the Injured List from Feb. 28-Mar. 27 due to plantar fascia strain and missed 16 games... **2001-02:** Played in just 14 games for the L.A. Clippers averaging 4.1 points in 11.1 minutes per game...Missed a total of 68 games due to injury...Suffered a high left ankle sprain on Nov. 14 vs. Chicago, placed on the Injured List and missed 43 games (Nov. 16-Feb.7)...Returned to the lineup on Feb. 14 before sitting out three games (Feb. 25-Mar. 2)...Placed on the Injured List on Mar. 4 due to a sore left ankle and missed the final 22 games (Mar. 6-Apr. 17)...Scored a season-high 17 points on Nov. 5 vs. Atlanta and led the team in assists once... **2000-01:** Appeared in a career-best 76 games during his rookie campaign with the L.A. Clippers averaging 5.9 points, 2.3 assists and 1.2 rebounds in 16.3 minutes per game...ranked among all NBA rookies in scoring (14th), assists (3rd) and three-point field goal percentage (.350)...Scored in double figures 16 times...Led (or tied) the team in assists 10 times...Made his NBA debut on Oct. 31 at Utah, recording 10 points, three assists and two boards in 13 minutes...Made his first career NBA start on Nov. 20 vs. New Jersey, tallying five points, five assists and two rebounds in a season-high 412 minutes...Missed six games due to injury – Jan. 5 due to gastrointestinal infection and five games on the Injured List (Jan. 7-13) with a viral syndrome.

**COLLEGE CAREER:** Played two seasons at the University of Missouri before becoming an early entry candidate for the 2000 NBA Draft...Appeared in 58 career outings for the Tigers, averaging 12.1 points, 3.4 assists and 2.4 rebounds in 28.1 minutes per game...As a sophomore (1999-2000), led Missouri in scoring, assists and blocked shots and was named Second Team All-Big 12... Also named First Team NABC District 12 and was voted Mizzou's Most Outstanding Player...Averaged 15.3 points, 3.6 assists and 2.7 rebounds while leading Missouri to the 2000 NCAA Tournament...Scored in double figures in 26 of his 31 games, including seven with 20-plus points...As a freshman (1998-99) averaged 8.7 points, 3.0 assists and 2.1 rebounds in 24.1 minutes...Was the runner-up for Big 12 Freshman of the Year and was named Honorable Mention All-Big 12 by the coaches and media...Named to the Big 12 All Freshman Team and to the Big 12 All-Academic First Team...was twice chosen as the conference's Freshman of the Week.

**HOW ACQUIRED:** Acquired from Milwaukee along with a protected second round pick in exchange for the draft rights to Albert Miralles on December 9, 2011.

**PERSONAL:** Full name is Keyon Latwae Dooling...Nickname is "K.D."...Along with his wife, Natosha, he has three daughters, Deneal, Gabrielle and Jordan...Lists his parents, Leroy and Brenda Dooling, as his heroes and the people who made the biggest difference in his life for always being there for him...Says his family is his most treasured possession...Participated in Magic's Read To Achieve program...Bought and distributed toys to underprivileged children and families over the holidays...Met with military personnel after a game as part of the Magic's 'Seats for Soldiers' night...Donated tickets to community organizations and met with the groups pregame...Assisted teammate Pat Garrity with his food/toiletry donation for needy families at a local community center...Served as a school crossing guard and participated in a Habitat for Humanity/MLK Day event in the Central Florida community in 2005-06...Majored in business at the University of Missouri because he would eventually like to have his own business...Enjoys playing video games in his free time...Lists football as his favorite sport other than basketball...Favorite movies are Godfather and Scarface...Favorite TV shows are Martin and The Fresh Prince of Bel-Air...Enjoys R&B and rap and lists Usher among his favorite musical artists...Wears a size 12.5 shoe.





**POSITION** Forward

**HEIGHT** 6-11

**WEIGHT** 253

**BIRTHDATE** 05/19/76

**BIRTHPLACE** Mauldin, SC

**HIGH SCHOOL** Farragut Academy HS (IL)

**YEARS** Starting 17th

**DRAFTED** Minnesota Timberwolves,  
First Round, 5th overall pick,  
1995 NBA Draft

# KEVIN GARNETT

# #5

## CAREER STATISTICS

### NBA REGULAR SEASON RECORD

YEAR TEAM	G-GS	MIN	FGM-FGA	PCT	FG3-FG3A	PCT	FT-FTA	PCT	OFF-DEF-TOT	AST	PF-DQ	STL	TO	BS	PTS	AVG
95-96 Minn.	80-45	2293	361-735	.491	8-28	.286	105-149	.705	175-526-501	145	189-2	86	110	131	835	10.4
96-97 Minn.	77-77	2995	549-1100	.499	6-21	.286	205-272	.754	190-428-618	236	199-2	105	175	163	1509	17.0
97-98 Minn.	82-82	3222	635-1293	.491	3-16	.188	245-332	.738	222-564-786	348	224-1	139	192	150	1518	18.5
98-99 Minn.	47-47	1780	414-900	.460	4-14	.286	145-206	.704	166-323-489	202	152-5	78	135	83	877	20.8
99-00 Minn.	81-81	3243	759-1526	.497	30-81	.370	309-404	.765	223-733-956	401	205-1	120	268	126	1857	22.9
00-01 Minn.	81-81	3202	704-1475	.477	19-66	.288	357-468	.764	219-702-921	401	204-0	111	230	145	1784	22.0
01-02 Minn.	81-81	3175	659-1401	.470	37-116	.319	359-448	.801	243-738-981	422	184-0	96	229	126	1714	21.2
02-03 Minn.	82-82	3321	743-1481	.502	20-71	.282	377-502	.751	244-858-1102	495	199-0	113	229	129	1883	23.0
03-04 Minn.	82-82	3231	804-1611	.499	11-43	.256	368-465	.791	245-894-1139	409	202-1	120	212	178	1987	24.2
04-05 Minn.	82-82	3121	683-1360	.502	6-25	.240	445-549	.811	247-861-1108	466	207-0	121	222	112	1817	22.2
05-06 Minn.	76-76	2957	626-1191	.526	8-30	.267	396-489	.810	214-752-966	308	206-3	104	180	107	1656	21.8
06-07 Minn.	76-76	2995	638-1341	.476	12-56	.214	416-498	.835	185-792-975	313	184-2	89	205	126	1704	22.4
07-08 Boston	71-71	2328	534-990	.539	0-11	.000	269-336	.801	135-520-655	244	163-2	100	137	91	1337	18.8
08-09 Boston	57-57	1772	393-740	.531	2-8	.250	111-132	.841	78-407-485	144	128-2	63	90	68	899	15.8
09-10 Boston	69-69	2060	402-772	.521	1-5	.200	185-221	.837	78-428-506	185	170-1	68	101	57	990	14.3
10-11 Boston	71-71	2220	434-822	.528	1-5	.200	187-217	.862	83-548-631	171	148-1	95	115	57	1056	14.9
<b>TOTALS</b>	<b>1195-1158</b>	<b>43914</b>	<b>9338-18738</b>	<b>.498</b>	<b>168-596</b>	<b>.282</b>	<b>4479-5687</b>	<b>.788</b>	<b>2945-9874-12819</b>	<b>4890</b>	<b>2964-22</b>	<b>1608</b>	<b>2831</b>	<b>1847</b>	<b>23323</b>	<b>19.5</b>

### NBA PLAYOFF RECORD

YEAR TEAM	G-GS	MIN	FGM-FGA	PCT	FG3-FG3A	PCT	FT-FTA	PCT	OFF-DEF-TOT	AST	PF-DQ	STL	TO	BS	PTS	AVG
96-97 Minn.	3-3	125	24-51	.471	1-1	1.000	3-3	1.000	14-14-28	11	6-0	4	4	3	52	17.3
97-98 Minn.	5-5	194	36-75	.480	0-0	---	7-9	.778	17-31-48	20	17-0	4	22	12	79	15.8
98-99 Minn.	4-4	170	35-79	.443	0-2	.000	17-23	.739	16-32-48	15	10-0	7	13	8	87	21.8
99-00 Minn.	4-4	171	30-78	.385	2-3	.667	13-16	.813	13-30-43	35	12-0	5	11	3	75	10.8
00-01 Minn.	4-4	165	27-58	.466	0-3	.000	30-36	.833	10-38-48	17	13-0	4	6	6	84	21.0
01-02 Minn.	3-3	130	24-56	.429	1-2	.500	23-32	.719	16-40-56	15	11-0	5	12	5	72	24.0
02-03 Minn.	6-6	265	71-138	.514	3-9	.333	17-28	.607	11-83-94	31	23-1	10	18	10	162	27.0
03-04 Minn.	18-18	783	168-372	.452	5-16	.313	97-125	.776	39-224-263	92	57-2	24	75	41	438	24.3
07-08 Boston	26-26	987	217-438	.495	2-8	.250	94-116	.810	72-202-274	87	74-0	35	55	29	530	20.4
09-10 Boston	23-23	766	149-301	.495	0-2	.000	47-56	.839	32-138-170	58	74-0	26	31	20	345	15.0
10-11 Boston	9-9	328	56-127	.441	0-1	.000	22-29	.759	21-77-98	23	27-0	17	19	9	134	14.9
<b>TOTALS</b>	<b>105-105</b>	<b>4083</b>	<b>837-1773</b>	<b>.472</b>	<b>14-47</b>	<b>.298</b>	<b>370-473</b>	<b>.782</b>	<b>261-909-1170</b>	<b>404</b>	<b>324-3</b>	<b>141</b>	<b>266</b>	<b>146</b>	<b>2058</b>	<b>19.6</b>

**2010-11 SEASON:** Averaged 14.9 points, 8.9 rebounds, 2.4 assists, 1.34 steals and 0.80 blocks in 31.3 minutes per game...Recorded 28 double-doubles...Scored 10 or more points 60 times, 20 or more points 13 times...Led the Cs in scoring in 14 games, in rebounds in 38 games, in assists in four games, in steals in 24 games and in blocks in 24 games...Passed Jeff Hornacek for 30th all-time in steals against New Jersey (11/24)...Recorded 20 points and a season-high 17 rebounds against Chicago (12/3)...Passed Dikembe Mutombo and Paul Silas to move up to 17th all-time in rebounds that night as well...Recorded game-winning bucket against Philadelphia with 1.4 seconds remaining (12/9)...Passed Larry Bird and Doug Christie for 27th all-time in steals when he recorded three against Indiana (12/19)...Made his return after missing nine games with a strained right leg muscle and recorded 19 points, eight rebounds, two assists

and two steals against Orlando (1/17)...Named to an NBA record 14th consecutive All-Star game tying Shaquille O'Neal, Karl Malone and Jerry West...Passed Charles Barkley for 16th all-time in rebounds when he grabbed nine against Orlando (2/6)...Recorded his 23,000th career point against Utah (2/28)...Also passed Hakeem Olajuwon for third in NBA history in defensive rebounds against Utah (2/28)...Recorded a season-high 28 points to go along with 13 boards against Phoenix (3/2)...Passed Elgin Baylor for 21st all-time in points when he netted 24 against the Knicks (3/21)...Passed Adrian Dantley for 20th all-time in scoring against Memphis (3/23)...**PLAYOFFS:** Averaged 14.9 points, 10.9 rebounds, 2.6 assists, 1.89 steals and 1.00 block in 36.4 minutes per game...Recorded a post-season high of 28 points and 18 rebounds against Miami in Game 3 of the Second Round (5/7).

**PROFESSIONAL CAREER: 2009-10 SEASON:** Averaged 14.3 points, 7.3 rebounds, 2.7 assists, 0.99 steals and 0.83 blocks in 29.9 minutes per game...Hit game-winning shot as time expired in OT against New York (11/22)...Made his regular season return against Cleveland (10/27) and recorded a double-double with 13 points and 10 boards, his first double-double since 2/11/09 against New Orleans (14 pts, 10 rebs)...Became youngest player in NBA history to reach 40,000 career minutes when he played against Orlando (11/20)...Garrett reached the milestone at the age of 33 years and 185 days beating previous mark set by Oscar Robertson (34 years, 39 days)...Shot 11-for-12 against Miami (11/29) matching highest single-game field goal percentage mark by a Celtic in the previous 15 years (min. 10 FGA's)...Named Eastern Conference Player of the Week for the week ending 12/6 when he averaged 19.7 points, 7.3 rebounds and 4.3 assists, his 19th time winning the honor...Passed Hal Greer for 25th all-time in scoring against Milwaukee (12/8)...Passed Dennis Rodman for 20th all-time in rebounds against Orlando (2/7)...Passed Larry Bird for 24th all-time in scoring when he netted 19 points at Washington (2/1)...Grabbed his 12,000th career rebound against New York (2/23)...Played his 1,100th career game against Cleveland (2/25)...Named a starter for the Eastern Conference All-Star team for the 2010 All-Star Game in Dallas...**PLAYOFFS:** Averaged 15.0 points, 7.4 rebounds, 2.5 assists and 1.13 steals and 0.87 blocks in 33.3 minutes per game...Sat out Game 2 of the First Round against Miami due to an NBA imposed suspension...Recorded double-figures in points in 21 games including two games of 20-or-more points...Also recorded seven double-doubles...Netted a postseason high of 25 points during Game 3 of the NBA Finals...Recorded 22 points and 12 rebounds in the deciding Game 6 against Cleveland in the Eastern Conference semifinals...**2008-09:** Averaged 15.8 points, 8.5 rebounds, 2.5 assists, 1.11 steals and 1.19 blocks in 31.1 minutes per game...Missed a total of 24 games due to injuries (two due to flu-like symptoms (2/1-2/3/09) and 22 due to a right knee strain (2/22-3/18/09; 3/27-4/15/09))...Scored in double-figures in 52 games and netted 20 or more points 10 times...Led the C's in scoring in 11 games, rebounds in 27 games, steals in 12 games and in blocks in 26 games...Posted a season-high 26 points twice (vs. San Antonio (2/8) and vs. Indiana (12/3))...Moved to 26th in NBA history in points, 22nd all-time in rebounds, 22nd in blocks and 36th in steals...Became the youngest player in NBA history to play in 1,000 career games on 10/31 vs. Chicago at 32 years and 165 days...Posted 22 double-doubles on the season...Pulled down a season-high 20 rebounds at Indiana (12/7)...

**PLAYOFFS:** Did not appear for the Celtics in the 2009 playoffs...**2007-08:** Averaged 18.8 points, 9.2 rebounds, 3.4 assists, 1.41 steals and 1.28 blocks in 32.8 minutes per game...Received the most fan votes for the 2008 All-Star game in New Orleans with 2,399,148 votes...Became the first Celtic to ever lead the fan-balloting and the first Celtics starter in the All-Star game since Larry Bird in 1992...Named NBA's Defensive Player of the Year...Became the first Celtic since Sidney Wicks (10/21/76) to post a 20 point-20 rebound effort in his Celtic debut when he recorded 22 points and 20 rebounds on 11/2/07 against Washington...Was named Eastern Conference Player of the Week three times during the season (November 11, 2007, March 23, 2008 and April 13, 2008), the 16th, 17th and 18th times that he has won the award...Scored 27 points and grabbed 19 rebounds while dishing out six assists against Atlanta (11/9)...Led Celtics in rebounding 45 times, in scoring 26 times, in assists 16 times, in steals 22 times and in blocks 33 times...Notched 29 double-doubles...Scored 20 or more points 36 times...Dished out a season-high eight assists on 1/18 vs. PHI...Missed nine consecutive games from 1/27/08-2/13/08 due to a strained abdomen...Notched his 11,000 career rebound on 2/27/08 vs. Cleveland...Netted his 20,000th career point against the Memphis Grizzlies on 3/8/08 to become the 32nd player in NBA history to achieve that milestone...**PLAYOFFS:** Averaged a team-high 20.4 points and 10.5 rebounds to go along with 3.3 assists, 1.35 steals and 1.12 blocks in 38.0 minutes per game during the playoffs...Recorded double-doubles in all six NBA Finals games...Became just the eighth player to record double-doubles in his first six Finals games joining Bob Pettit, Elgin Baylor, Wilt Chamberlain, Kareem Abdul-Jabbar, Bill Walton, Moses Malone and Shaquille O'Neal...Averaged 18.2 points and 13.0 rebounds during the Finals...Recorded 17 double-doubles in the post-season...Led the C's in scoring in 14 games and in rebounds in 20 games...Scored 26 points and grabbed 14 boards in Game 6 of the NBA Finals against Los Angeles...Scored 33 points in Game 5 of the ECF against Detroit...Scored 26 points and grabbed 16 boards in Game 5 of the Semifinals against Cleveland...Scored 32 points and grabbed 10 boards against Atlanta in Game 3 of the First Round...**2006-07:** Completed his 12th season in the NBA by leading Minnesota in scoring, rebounding, steals, blocks and minutes, and placing second in assists behind Ricky Davis...Played in 76 games, missing the last five with a sore right quadriceps; he's now missed 25 games in his career (the Wolves are 5-20)...Suspended by the NBA for one game on Jan. 21 for his actions Jan. 19 vs. Detroit...Finished among the league's top 40 in eight of the nine major categories, including 14th in scoring (22.4 ppg), 16th in blocked shots (1.66 bpg) and 8th in minutes (39.4 mpg)...Led the NBA in rebounding (12.8 rpg) for the fourth straight season, becoming just the fourth player in league history to accomplish that feat (Wilt Chamberlain twice, Moses Malone, Dennis Rodman)...Dipped to 18.4 ppg (42.5%) in his final 11 appearances, after averaging 26.8 ppg (50.6%) in the previous nine games...Collected 22 points and 20 rebounds Mar. 30 vs. Miami, his 30th career 20/20 outing...Sank the game-winning shot as time expired Mar. 25 vs. Portland, his second buzzer-beater of the year (Jan. 5 vs. Philly), the fourth

*continued on next page...*

## CAREER HIGHS

### CAREER REGULAR SEASON SINGLE-GAME HIGHS

Minutes	52, 04/14/00, Minnesota at Vancouver
Field Goals	19, 01/04/05, Minnesota vs. Phoenix
Field Goal Attempts	33, 02/20/00, Minnesota vs. New Jersey
Three-Point Field Goals	3, 12/05/03, Minnesota at Sacramento (Four Times)
Three-Point Attempts	5, 01/11/02, Minnesota vs. L.A. Lakers (Three Times)
Free Throws	15, 03/19/06, Minnesota vs. Sacramento (Twice)
Free Throw Attempts	18, 11/25/04, Minnesota at Indiana (Twice)
Offensive Rebounds	11, 12/03/04, Minnesota at Phoenix
Defensive Rebounds	23, 01/12/05, Minnesota vs. Orlando (Twice)
Rebounds	25, 01/12/05, Minnesota vs. Orlando (Twice)
Assists	12, 04/06/03, Minnesota at Portland (Twice)
Steals	7, 07/27/07, Minnesota at L.A. Clippers (Twice)
Turnovers	9, 01/08/00, Minnesota at Detroit
Blocks	8, 1/04/97, Minnesota at Milwaukee (Twice)
Points	47, 01/04/05, Minnesota vs. Phoenix

### CAREER POSTSEASON SINGLE-GAME HIGHS

Minutes	47, 05/27/04, Minnesota at L.A. Lakers (Twice)
Field Goals	15, 04/24/03, Minnesota at L.A. Lakers (Twice)
Field Goal Attempts	31, 04/24/03, Minnesota at L.A. Lakers
Three-Point Field Goals	1, 05/28/08, Boston vs. Detroit (4 Times)
Three-Point Attempts	3, 05/12/04, Minnesota at Sacramento (Twice)
Free Throws	13, 04/24/02, Minnesota at Dallas
Free Throw Attempts	17, 04/24/02, Minnesota at Dallas
Offensive Rebounds	7, 06/15/08, Boston at L.A. Lakers (Twice)
Defensive Rebounds	20, 05/19/04, Sacramento at Minnesota (Twice)
Total Rebounds	22, 04/21/04, Denver at Minnesota
Assists	11, 04/23/00, Minnesota at Portland
Steals	6, 04/28/08, Boston at Atlanta
Turnovers	10, 05/02/98, Minnesota at Seattle
Blocks	6, 05/08/04, Sacramento at Minnesota
Points	35, 04/22/03, L.A. Lakers at Minnesota

## Kevin Garnett *continued from previous page.*

of his career and the 11th in club history...Snared a season-high 22 rebounds Mar. 23 at Seattle; his 20 defensive rebounds were an NBA season best, and marked his fifth career game with 20+...Put in 30+ points on 10 occasions, bringing his career total to 81; he exploded for a season-high 44 points Jan. 29 vs. Phoenix (three shy of his own club record), the fourth 40+ night of his career...Led Minnesota across the board (pts/reb/ast) nine times, most recently Mar. 10 in Atlanta; he also tied a season-high with five blocks in that game...Played 51:09 Mar. 6 vs. the L.A. Lakers, his high since logging 52 minutes at Vancouver on Apr. 14, 2000...Recorded his third triple-double of the year (19th career) Mar. 4 at Boston (33 points, 13 rebounds, 10 assists); he'd totaled 26/11/10 vs. Boston on Feb. 11, and collected 17/15/10 vs. Golden State on Feb. 7...Hauled in a season-low four rebounds Mar. 2 vs. Utah, snapping his string of 14 consecutive double-doubles; he led the NBA in double-doubles (66) and was the Wolves' leading rebounder in 74 of his 76 appearances...Started for the Western Conference in the 2007 All-Star Game, collecting seven points, six rebounds and four assists; it was his 10th straight All-Star appearance and eighth start...Tied his career best with seven steals Jan. 27 at the L.A. Clippers (Dec. 14, 1997 at Atlanta), the most by a Wolves player since Terrell Brandon swiped eight at New Jersey on Mar. 24, 2000...Named Western Conference Player of the Week for Jan. 1-7, the 15th honor of his career...The Nov. 7 outing at the Lakers halted his franchise-record run of point/rebound double-doubles...His double-figure scoring streak stands at 398 games (767 of the last 770), breaking his own franchise record – the 8th-longest string in NBA history...Scored his 19,000th career point Apr. 6 at New York; he'd surpassed the 18,000 barrier Dec. 3 vs. San Antonio...The Feb. 9 game at Memphis was the 900th of his career...Hauled down his 10,000th career rebound Jan. 13 vs. New Jersey, becoming the 32nd player in NBA history to reach that mark...Blocked his 1,500th shot Dec. 29 vs. Seattle, and handed out the 4,000th assist of his career Jan. 24 at Portland. **2005-06:** Finished his 11th season with the Timberwolves, starting 76 contests before sitting out the final six with tendinitis in his right knee...The April 9 DNP vs. Atlanta halted his NBA-leading string of 351 straight starts, dating to Feb. 19, 2002 at Dallas...Averaged 21.8 ppg and a league-leading 12.7 rpg – the third consecutive season he's been the NBA's top rebounder – while hitting a career-best 52.6% from the floor...Piled up a league-leading 62 point/rebound double-doubles, ending the season with a franchise-record streak of 35 in a row; he finished the season by averaging 15.0 rpg in his last 29 appearances...Hauled in a season-high 22 rebounds April 4 at Charlotte, part of his third 20-point/20-rebound night...Tallied 23 points and 21 rebounds March 5 vs. Golden State, and added 24 points and 21 boards Dec. 15 vs. San Antonio...Contributed 22 points, 16 rebounds and seven assists March 31 at Denver, the 12th time he led Minnesota across the board (pts/reb/ast)...His seven blocks vs. the Nuggets are a single-game best since Dec. 20, 2003 vs. Indiana...Pumped in a season-high 37 points March 19 vs. Sacramento; his 15 FTMs tied a career best...It marked his 71st career 30-point night (third of 2005-06) and the fifth-highest scoring effort of his career...Made his ninth consecutive NBA All-Star Game appearance Feb. 19 in Houston, collecting nine rebounds and four assists...Set a franchise record with his 12-for-13 shooting effort Feb. 3 at Portland, breaking the previous single-game mark (11-for-12) he shared with Tom Gugliotta and Rasho Nesterovic...Topped the NBA in Efficiency Rating (30.30)...Ranked ninth in FG accuracy, 16th in scoring, 39th in assists (4.1 apg), 21st in blocks (1.41 bpg), 22nd in steals (1.37 spg) and 17th in minutes (38.9 mpg)...Selected Western Conference Player of the Week on Jan. 17, his lone such honor of the year...Pumped in 31 points Jan. 13 vs. Denver, one of 48 games with 20+ points, and scored his 17,000th career point March 10 at Seattle...Snared his 9,000th rebound Jan. 18 at Boston, and scored his 16,000th point Dec. 4 at Sacramento...The Dec. 26 game vs. Phoenix was the 800th of his career...Passed the 30,000-career-minute mark Nov. 25 vs. Milwaukee. **2004-05:** Wrapped up a decade in Minnesota by starting all 82 games...Named All-NBA Second Team and All-NBA Defensive First Team...Tallied 22.2 ppg, a league-best 13.5 rpg and 5.7 apg (tops among NBA frontcourt players), his sixth straight 20/10/5 effort (only player in NBA history to accomplish feat, Larry Bird, five times)...Finished among the league's top 30 in seven of the nine major categories, including 20th in FG accuracy (50.2%)...Paced the Wolves across the board (pts/reb/ast) 30 times; he collected a league-leading 69 double-doubles, and was one of only three players (Marion, B. Wallace) with both 100+ blocks and 100+ steals...Netted 21 points, 15 rebounds and a season-high 11 assists April 13 vs. Golden State, his lone triple-double of the season (15th career regular season)...Named Western Conference Player of the Month for March, the ninth honor of his career...Contributed 10 points in the 2005 NBA All-Star Game on Feb. 20 in Denver, his eighth straight All-Star appearance...Scored his 15,000th career point Feb. 13 vs. Chicago, becoming the 12th player in NBA history to amass at least 15,000 points, 8,000 rebounds and 3,000 assists...Tied his career-high (and club record) with 25 rebounds Jan. 12 vs. Orlando; his 23 defensive boards equal the most by an NBA player (regulation game) since Charles Barkley had 25 on Nov. 2, 1996 for Houston vs. Phoenix...Poured in a career-high and franchise-record 47 points Jan. 4 vs. Phoenix, his third career 40-point performance; Tony Campbell and Wally Szczerbiak held the previous mark (44)...Snagged a career-high 11 offensive rebounds Dec. 3 at Phoenix, tying Felton Spencer's franchise single-game mark (vs. L.A. Clippers, Dec. 11, 1990). **2003-04:** Named the NBA's Most Valuable Player after totaling 1,219 points in MVP balloting, including 120 of a possible 123 first-place votes...Named All-NBA First Team and All-NBA Defensive First Team...Started all 82 games posting career-highs in scoring (24.2 ppg) and rebounds (a league-leading 13.9 rpg)...Also averaged 5.0 apg (ranking second among frontcourt players) to notch his fifth consecutive 20/10/5 campaign...Finished with 1,987 total points and 1,139 rebounds, becoming just the fifth player in NBA history (and the first in 29 years) to lead the league in both categories...Set 11 single-season franchise records, including points, rebounds, point/rebound double-doubles (71), 20-point games (67) and blocked shots (178)...Topped the Wolves in scoring 50 times, on the glass 74 times and in assists on 27 occasions...Led Minnesota across the board (pts/reb/ast) 12 times...Named Western Conference Player of the Month four times (December, January, February, April), the first player in the award's 25-year history to be so honored; he also picked up four Western Conference Player of the Week mentions...Collected 22 points and 24 rebounds Feb. 19 vs. Sacramento, his sixth 20-point/20-rebound night of the season (20th career); four of his top five career single-game rebound efforts have been vs. the Kings...Made his seventh straight All-Star Game appearance Feb. 15 at Staples Center, tallying 12 points, seven rebounds and six assists...Finished with a season-high-tying 35 points Feb. 6 vs. Cleveland, one of a dozen 30-point efforts...Erupted for 33 points and a career-high-tying 25 rebounds Dec. 5 at Sacramento, his sixth career 30-point/20-rebound outing...His 23 defensive rebounds at Sacramento equaled the most by an NBA player since Charles Barkley grabbed 25 on Nov. 2, 1996 for Houston vs. Phoenix...Led the NBA in Efficiency Rating (33.13) and ranked third in scoring, 11th in blocks (2.17 bpg), 11th in minutes (39.4 mpg) and 11th in FG accuracy (49.9%)...Scored his 13,000th point Feb. 1 vs. Philadelphia; he'd tallied point number 12,000 Nov. 7 at Orlando. **PLAYOFFS:** Posted team-highs of 24.3 ppg (.452 FG%), 14.6 rpg, 5.1 apg and 2.28 bpg in 43.5 mpg over 18 games during the 2004 NBA Playoffs...Scored 30+ points four times...Posted point/rebound double-doubles in 17 of 18 playoff games...Grabbed 20+ rebounds in four contests...Tallied 30 points and 20 rebounds April 18 vs. Denver and followed on April 20 with third career playoff triple-double (22 pts/22 rbs/10 ast)...His 22-rebound effort marked a post-season career-high, while 20 defensive boards tied an NBA Playoff record...**2002-03:** Started all 82 games and posted 23.0 ppg, 13.4 rpg, a career-high 6.0 apg and a career-best 40.5 mpg...Posted team single-season record in minutes (3,321)...Named to the NBA All-League First Team, NBA All-Defensive First Team and All-Interview First Team while finishing runner-up for Most Valuable Player and Defensive Player of the Year...Named MVP of the 52nd NBA All-Star Game on Feb. 9, scoring 37 points with nine rebounds and five steals in

the West's 155-145 double-OT win in Atlanta...Finished ninth in the NBA in scoring, second in rebounding, and 13th (first among forwards) in assists; first player since Bird in 1989-90 to rank among the league's top 15 in all three categories...Also shot 50.2% (11th in the NBA), helping him compile a league-leading efficiency rating of 32.07...Led the NBA with six triple-doubles; he came up one assist shy of triple-doubles on six other occasions...Named Western Conference Player of the Month for both February and April...Named Western Conference Player of the Week on Nov. 25...**PLAYOFFS:** Averaged 27.0 ppg (.514 FCG, .333 3PT%), 15.7 rpg, 5.2 apg, 1.67 spg, 1.67 bpg and 44.2 mpg in starting all six games against the L.A. Lakers in the opening round of the 2003 NBA Western Conference Playoffs...Recorded a postseason career-high 35 points (15-21 FG, 1-2 3PT, 4-6 FT) to go with 20 rebounds, seven assists, two steals and one block in 43 minutes vs. the Lakers on April 22, 2003...**2001-02:** Named to the NBA All-League Second Team, NBA All-Defensive First Team and All-Interview Second Team...Posted 59 point/rebound double-doubles, finishing second in the NBA in that category; also ranked third in rebounding and first among forwards in assists...Led the Wolves in rebounding on 61 occasions (24 of the final 26)...Minnesota's top scorer 46 times, with 50 efforts of 20+ (and a dozen 30+)...Named Western Conference Player of the Month for February...Scored 14 points and grabbed 12 rebounds in the 2002 All-Star Game, held Feb. 10 in Philadelphia...Finished with eight points Feb. 4 at San Antonio, before being ejected with 9:49 left in the third quarter...The eight-point outing halted his double-figure scoring streak at 338, the eighth-longest in NBA history...Earned Western Conference Player of the Week honors for Jan. 7-13, his second award of the season (Nov. 12-18)...Exploded for a season-high 37 points Nov. 3 at Houston...**PLAYOFFS:** Averaged 24.0 ppg (.429 FCG, .719 FT%), 18.7 rpg, 5.0 apg, 1.67 spg, 1.67 bpg and 43.3 mpg in starting all three games against Dallas in the opening round of the 2002 NBA Western Conference Playoffs...**2000-01:** Tallied 22.0 ppg (.477 FCG, .288 3PT%, .764 FT%), 11.4 rpg, 5.0 apg, 1.57 spg, 1.79 bpg and 39.5 mpg in starting all 81 games in which he played...Named to the Western Conference All-Star Team and earned Second-Team All-NBA and First-Team All-Interview honors...Additionally, named to the All-Defensive First-Team, as well as finishing runner-up to Dikembe Mutombo for Defensive Player of the Year...Topped 20 points on 58 occasions, including seven games of 30+...Drew his first career ejection April 15 vs. Utah...Had 30 double-doubles in his final 39 games, and 54 on the season (third in the NBA)...Also ranked sixth in rebounding and 16th in scoring...Tallied 40 points Feb. 7 vs. Sacramento (17-for-22 FG, 2-for-2 3FG, 4-for-4 FT)...Earned NBA Player of the Week honors for Nov. 13-19...Became the Wolves' all-time leading scorer Nov. 9 vs. Philadelphia...**PLAYOFFS:** Averaged 21.0 ppg (.466 FCG, .833 FT%), 12.0 rpg, 4.3 apg, 1.00 spg, 1.50 bpg and 41.3 mpg in starting all four games against San Antonio in the opening round of the 2001 NBA Western Conference Playoffs...**1999-00:** Became only the ninth player in league history to average at least 20 ppg, 10 rpg and 5 apg in a season (22.9 ppg, 11.8 rpg, and 5.0 apg)...Bagged 57 point/rebound double-doubles on the year, ranking third in the NBA in that category...Notched a triple-double Dec. 14 at Atlanta (22 pts/15 reb/10 ast), adding a career-high seven steals...Became just the fifth player in franchise history to score 40+ with his 40-point effort March 22 at Boston, part of a franchise-record string of four consecutive 30-point outings...Averaged 40.0 mpg (fifth in the NBA), including a career-high 52-minute stint April 14 at Vancouver...Named the NBA's Player of the Week three times (March 20-26, Dec. 20-26, Nov. 8-14), and also earned Player of the Month honors for January...Tallied 24 points with 10 rebounds and five assists in the 49th NBA All-Star Game, played Feb. 13 in Oakland...**PLAYOFFS:** Averaged a team-high 8.8 apg in the opening round of the 2000 playoffs against Portland, notching a pair of triple-doubles in the four-game series...**1998-99:** Appeared in 47 games, missing three games (Apr. 14-16) with the flu...Led Minnesota in rebounding 31 times, and recorded 25 double-doubles (ninth-best in the NBA)...Ranked 11th in the NBA in scoring (20.8), 18th in rebounding (10.4), 13th in blocks (1.77) and 20th in steals (1.66)...Named the NBA's Player of the Week for March 29-April 4...**PLAYOFFS:** Led the Wolves with 21.8 ppg and 12.0 rpg in the 1999 playoffs vs. San Antonio...**1997-98:** Recorded his first career triple-double (Jan. 3 vs. Denver) and earned a starting berth in the NBA All-Star Game...Joined Tom Gugliotta (Feb. 3, 1996 at Dallas) as the only players in Wolves' history to tally 20+ points and 20+ boards in the same game...Led Minnesota in rebounding 50 times, and ranked 10th in the NBA at 9.6 rpg...Scored a season-high 32 points March 29 at Sacramento...Ranked fourth among forwards in steals (1.70 spg), third among forwards in assists (4.2 apg) and 13th in the NBA in blocks (1.83 bpg)...One of four players in the NBA with 100+ steals and 100+ blocks (Chris Webber, Bo Outlaw, Antonio McDyess)...**PLAYOFFS:** Tallied 18 points and grabbed 18 boards in Game 1 at Seattle in 1998...**1996-97:** His second season was highlighted by his first All-Star Game appearance...Started 77 games, missing five contests (Dec. 5-11) with a sprained left foot...Broke his own franchise single-season record for blocked shots (63) and finished ninth in the NBA (first among forwards) in blocks at 2.12 bpg...Registered eight blocks each in back-to-back games (Jan. 3 at Boston, Jan. 4 at Milwaukee), one shy of the club record...**PLAYOFFS:** Scored 21 points and pulled down a team-high nine rebounds in his first-ever playoff game, April 24, 1997 in Houston...**1995-96:** Named to the NBA All-Rookie Second Team...Concluded his rookie season as the youngest player in the NBA at 19 years, 11 months...Appeared in 80 games, missing two due to a cut on his right hand...Ranked 15th in the NBA in blocks (second among forwards), averaging 1.64 bpg...Started the Wolves' final 42 games; averaged 36.6 mpg, 14.0 ppg, 8.4 rpg and 2.26 bpg as a starter, shooting 53.3% from the field...Tallied a season-high 33 points March 27 vs. Boston, the second-highest rookie total in Wolves' history...Played for the Western Conference squad in the 1996 Schick Rookie Game during All-Star Weekend in San Antonio.

**HOW ACQUIRED:** Acquired from Minnesota to the Boston Celtics in exchange for Ryan Gomes, Gerald Green, Al Jefferson, Theo Ratliff, Sebastian Telfair and two future first round draft choices on July 31, 2007.

**PERSONAL:** Has graced the cover of Sports Illustrated six times: (June 26, 1995) under the title of "Ready or Not"; with the L.A. Clippers' Darius Miles in the magazine's NBA preview issue (Oct. 30, 2000); with teammates Sam Cassell and Latrell Sprewell under the title "Three Wolves" (March 1, 2004); alone under the title of "Can He Do It?" (May 31, 2004); with teammates Ray Allen and Paul Pierce under the title of "A Brand-New Green Machine in Boston" (Oct. 29, 2007); and most recently with Bill Russell under the title of "The Once and Future Celtics: From Russell to KG" (June 30, 2008)...Appeared on the front cover of Slam Magazine (April 2004, December 2007) and Hoop Magazine (March 2004, May/June 2008)...Featured in the American Dairy Association's "got milk?" campaign...Additionally, serves as a spokesperson for American Express, Best Buy, the Upper Deck Co., JOMO Energy Co. and Adidas...Unveiled 4XL (For Excellence & Leadership Foundation) during 2002 All-Star Weekend...Presented the November, 2005 NBA Community Assist Award after contributing \$1.2 million to assist Hurricane Katrina victims build new homes through Oprah Winfrey's Angel Network...Received the April 2008 NBA Community Assist Award for his outstanding work in the community by donating more than 600 tickets to Boston Public School children...On Jan. 12, 2005, donated \$100,000 toward tsunami relief to the American Refugee Committee's Fishing Boat Project...Supported WolvesCare events for ill children...Hosted children from Timberwolves Foundation signature charity, Simpson Housing Services in Minneapolis at a holiday celebration at the Minnesota Zoo...Listed in the April 21, 1997 edition of Newsweek as one of the 100 most influential people for the next decade...Ranked 38th in the Forbes Magazine Celebrity 100 Power Ranking in 2004...Won NBA's 2006 J. Walter Kennedy Citizenship Award.



**POSITION** Forward

**HEIGHT** 6-10

**WEIGHT** 221

**BIRTHDATE** 02/08/89

**BIRTHPLACE** Indianapolis, IN

**HIGH SCHOOL** Franklin Central HS  
(Indianapolis, IN)

**COLLEGE** Purdue

**YEARS** Starting 1st

**DRAFTED** New Jersey Nets, First Round,  
27th overall pick, 2011 NBA  
Draft

# JAJUAN JOHNSON #12

## COLLEGE STATISTICS

YEAR TEAM	G-GS	MIN	FGM-FGA	PCT	FG3-FG3A	PCT	FT-FTA	PCT	OFF-DEF-TOT	AST	PF-DQ	STL	TO	BS	PTS	AVG
07-08 Purdue	34-17	563	67-159	.421	0-2	.000	48-74	.649	37-69-106	10	57-0	14	20	34	182	5.4
08-09 Purdue	37-35	997	190-352	.540	0-3	.000	117-159	.736	79-128-207	26	65-0	19	49	78	497	13.4
09-10 Purdue	35-34	1093	192-379	.507	0-4	.000	158-220	.718	82-168-250	26	71-2	30	63	72	542	15.5
10-11 Purdue	34-34	1203	257-520	.494	15-51	.294	169-209	.809	82-209-291	33	53-0	30	56	79	698	20.5
<b>TOTALS</b>	<b>140-120</b>	<b>3856</b>	<b>706-1410</b>	<b>.501</b>	<b>15-60</b>	<b>.250</b>	<b>492-662</b>	<b>.743</b>	<b>280-574-854</b>	<b>95</b>	<b>246-2</b>	<b>93</b>	<b>188</b>	<b>263</b>	<b>1919</b>	<b>13.7</b>

**COLLEGE CAREER:** 2010-11 (Senior): A First-Team All-American honoree after averaging 20.5 points, 8.6 rebounds and 2.3 blocks in 35.4 minutes per outing...The first Boilermaker in nine years to lead the Big Ten in scoring (Willie Dean, 2002) and 17 years in conference games only (Glenn Robinson, 1994)...Named both Big Ten Player and Defensive Player of the Year...A finalist for the Oscar Robertson, John R. Wooden and Naismith player of the year awards...Winner of the Pete Newell National Big Man of the Year Award...First-team AP All-American and Wooden Award All-American...USBWA District V Player of the Year, USBWA All-District V and NABC All-District 7...Led Purdue in scoring 20 times, rebounds 24 times, blocks 31 times and steals 10 times...Posted his 12th and final double-double vs. VCU in the third round of the NCAA Tournament, finishing with 25 points and 14 rebounds as well as three blocks...Exploded for a career-high 31 points vs. Indiana State, scoring Purdue's first 17 points...Poured in 29 in a win at Virginia Tech...Contributed 29 points and 11 rebounds at Minnesota...2009-10 (Junior): Averaged 15.5 points, a team-best 7.1 rebounds and 2.1 blocks per game...Finished second in the conference in blocks per game, fifth in rebounding, seventh in field goal shooting (.507) and eighth in scoring...Totalled 25 points and 10 rebounds in win over eventual Final Four team West Virginia...Posted 23 points, five rebounds and a game-high four blocks against Duke in the Sweet 16...Scored 23 points, tied his season-high with 15 rebounds, and blocked three shots in the win over Siena in the first round of the Big Dance...Scored 22 points and hauled in eight rebounds in the defeat of Northwestern in the quarterfinals of the Big Ten Tournament...Posted his eighth double-double of the season with 21 points and 10 boards, along with four blocks in the Big Ten title-clinching win at Penn State...2008-09 (Sophomore): Averaged 13.4 points and 5.6 rebounds...Named First Team All-Big Ten and Big Ten All-Defensive Team...Paced the Big Ten with 78 blocks, good for the fourth-highest single-season total ever at Purdue...Set single game then-career highs in every category, including 30 points at Iowa, 15 rebounds against Illinois and seven blocks at Northwestern...2007-08 (Freshman): Averaged 5.4 points and 3.1 rebounds per game, starting 17-of-34 games...Ranks fourth on Purdue's freshman blocked shots list with 34...Scored in double digits five times and blocked multiple shots on 10 occasions.

**CAREER TRANSACTIONS:** Selected by the New Jersey Nets in the First Round (27th overall) in the 2011 NBA Draft...Traded by New Jersey along with a future second round pick to the Boston Celtics in exchange for the draft rights to MarShon Brooks on June .

**PERSONAL:** Full name is JaJuan Markeis Johnson...Son of Chris and Rhonda Curlin...Has a sister, Dashawna Curlin...Majored in organizational leadership and supervision.



**POSITION** Guard

**HEIGHT** 6-4

**WEIGHT** 191

**BIRTHDATE** 02/25/89

**BIRTHPLACE** East Chicago, IL

**HIGH SCHOOL** East Chicago HS (East Chicago, IL)

**COLLEGE** Purdue

**YEARS** Starting 1st

**DRAFTED** Boston Celtics, Second Round, 55th overall pick, 2011 NBA Draft

# E'TWUAN MOORE #55

## CAREER STATISTICS

### COLLEGE RECORD

YEAR TEAM	G-GS	MIN	FGM-FGA	PCT	FG3-FG3A	PCT	FT-FTA	PCT	OFF-DEF-TOT	AST	PF-DQ	STL	TO	BS	PTS	AVG
07-08 Purdue	34-31	1040	159-359	.443	66-152	.434	53-74	.716	29-102-131	88	84-1	32	58	15	457	12.9
08-09 Purdue	37-36	1222	188-445	.422	56-166	.337	80-105	.762	39-132-171	111	91-1	40	97	16	512	13.8
09-10 Purdue	35-35	1103	212-476	.445	51-146	.349	100-137	.730	32-102-134	93	79-1	51	73	10	575	16.4
10-11 Purdue	34-34	1152	221-494	.447	70-175	.400	100-141	.709	51-124-175	108	71-0	41	61	18	612	18.0
<b>TOTALS</b>	<b>140-136</b>	<b>4517</b>	<b>780-1774</b>	<b>.440</b>	<b>243-639</b>	<b>.380</b>	<b>333-457</b>	<b>.729</b>	<b>151-460-611</b>	<b>400</b>	<b>325-3</b>	<b>164</b>	<b>289</b>	<b>59</b>	<b>2136</b>	<b>15.3</b>

**COLLEGE CAREER:** 2010-11 (Senior): Averaged 18.0 points, 5.1 rebounds, 3.2 assists, 1.2 steals and 0.5 blocks in 33.9 minutes per game... Shot 40.0 percent from three-point range...A top 20 Wooden Award finalist...Chosen Third-Team All-America by both the NABC and FoxSports.com...Honorable Mention AP All-America...A Second Team All-Big Ten honoree, USBWA All-District V and NABC All-District 7...In Big Ten games, ranked third in assist-to-turnover ratio (2.18), sixth in scoring, seventh in three-point field goals per game (2.28), ninth in three-point field goal percentage (.406) and steals, 11th in assists and 18th in rebounding...Perhaps best game of the season came in a victory over No. 2 Ohio State... Recorded a career-high 38 points on 13-of-18 shooting from the field...Tied a personal best in three-pointers made with seven in 10 attempts, also chipping in a game-high five assists, four rebounds and a pair of steals, helping him earn Big Ten Player of the Week...Totaled 31 points and nine rebounds vs. Southern Illinois...2009-10 (Junior): Averaged a team-high 16.4 points, 3.8 rebounds and 1.5 steals per game...Also led Purdue with 93 total assists to become the first player in nearly 20 years to pace the Boilermakers in points and assists in the same season...Ranked fifth in the league in scoring (17.2) in conference games only...Had 28-straight double-figure scoring performances...Tied his career high with 28 points in the win over Northwestern in the Big Ten Tournament quarterfinals...Went for a game-high 25 points and added six assists in the win at Michigan State...Tallied a game-high 24 points at both Northwestern and Wisconsin...Notched 18 points vs. eventual National Champion Duke in the Sweet 16...2008-09 (Sophomore): Led Purdue in scoring for the second-consecutive season, averaging 13.8 points...Scored in double-figures in 30 of his 37 outings...Finished with averages of 4.6 rebounds and 3.0 assists per game...Named second team All-Big Ten for the second straight year...Led the team in scoring 16 times, in rebounding five times and in assists on nine occasions...Had a season-high 26 points vs. Indiana, making 5-of-6 threes...Recorded double-doubles vs. Iowa (16 points and 10 rebounds) and Ohio State (11 points, 10 rebounds, six assists)...2007-08 (Freshman): Averaged a team-best 12.9 points per game to become the first true freshman in Purdue history to lead the team in scoring...Shot .434 (66-of-152) from three-point range...Ranked sixth in the Big Ten in scoring, and earned a place on the second-team All-Big Ten squad as well as Big Ten All-Freshman Team...Ranked in the top five in most Purdue freshman records, including three-point field goals (first), points scored (second), games started (second), three-point field goal percentage (third), points per game (fourth) and assists (fourth).

**CAREER TRANSACTIONS:** Selected by the Boston Celtics in the Second Round (55th overall) in the 2011 NBA Draft.

**PERSONAL:** Full name is E'Twuan Donte Moore...Majored in organizational leadership and supervision.



**POSITION** Center/Forward

**HEIGHT** 6-11

**WEIGHT** 268

**BIRTHDATE** 10/13/78

**BIRTHPLACE** Columbia, SC

**HIGH SCHOOL** Eau Claire HS (Columbia, SC)

**YEARS** Starting 16th

**DRAFTED** Portland Trail Blazers, First Round, 17th overall pick, 1996 NBA Draft,

# JERMAINE O'NEAL #7

## CAREER STATISTICS

### NBA REGULAR SEASON RECORD

YEAR TEAM	G-GS	MIN	FGM-FGA	PCT	FG3-FG3A	PCT	FT-FTA	PCT	OFF-DEF-TOT	AST	PF-DQ	STL	TO	BS	PTS	AVG
96-97 Portland	45-0	458	69-153	.451	0-1	.000	47-78	.603	3-85-124	8	4-0	2	27	26	185	4.1
97-98 Portland	60-9	808	112-231	.485	0-2	.000	45-89	.506	80-121-201	17	101-0	15	55	58	269	4.5
98-99 Portland	36-1	311	36-83	.434	0-1	.000	18-35	.514	42-55-97	13	41-0	4	14	14	90	2.5
99-00 Portland	70-8	859	108-222	.486	0-1	.000	57-98	.582	97-132-229	18	127-1	11	47	55	273	3.9
00-01 Indiana	81-80	2641	404-868	.465	0-5	.000	233-388	.601	249-545-794	98	280-5	49	161	228	1041	12.9
01-02 Indiana	72-72	2707	543-1133	.479	1-14	.071	284-413	.688	188-569-757	118	269-4	45	174	166	1371	19.0
02-03 Indiana	77-76	2864	610-1260	.484	7-21	.333	373-510	.731	202-594-796	155	277-5	66	180	178	1600	20.8
03-04 Indiana	78-78	2788	608-1400	.434	2-18	.111	348-460	.757	193-585-778	164	248-2	59	181	199	1566	20.1
04-05 Indiana	44-41	1530	386-854	.452	1-6	.167	295-391	.754	85-303-388	82	173-4	25	131	88	1068	24.3
05-06 Indiana	51-47	1802	390-805	.472	3-10	.300	261-368	.709	102-374-476	133	177-2	27	151	117	1024	20.1
06-07 Indiana	69-69	2459	498-1141	.436	0-7	.000	343-447	.767	153-508-661	167	232-3	50	203	182	1339	19.4
07-08 Indiana	42-34	1206	225-512	.439	0-5	.000	121-163	.742	82-201-283	93	129-2	20	106	87	571	13.6
08-09 TOR/MIA	68-61	2028	365-770	.474	0-1	.000	175-222	.788	126-307-433	122	211-2	29	144	136	905	13.3
09-10 Miami	70-70	1991	394-745	.529	0-2	.000	162-225	.720	124-362-486	92	212-2	25	125	95	950	13.6
10-11 Boston	24-10	431	50-109	.459	0-1	.000	29-43	.674	25-63-88	12	65-3	2	27	30	129	5.4
<b>TOTALS</b>	<b>887-656</b>	<b>24880</b>	<b>4788-10286</b>	<b>.465</b>	<b>14-94</b>	<b>.147</b>	<b>2791-3930</b>	<b>.710</b>	<b>1787-4804-6591</b>	<b>1292</b>	<b>2588-35</b>	<b>429</b>	<b>1726</b>	<b>1659</b>	<b>12381</b>	<b>14.0</b>

### NBA PLAYOFF RECORD

YEAR TEAM	G-GS	MIN	FGM-FGA	PCT	FG3-FG3A	PCT	FT-FTA	PCT	OFF-DEF-TOT	AST	PF-DQ	STL	TO	BS	PTS	AVG
96-97 Portland	2-0	4	0-2	.000	0-1	.000	0-2	.000	0-1-1	0	0-0	0	0	1	0	0.0
97-98 Portland	1-0	3	0-3	.000	0-1	.000	0-0	---	1-0-1	0	1-0	0	0	2	0	0.0
98-99 Portland	9-0	55	4-10	.400	0-0	---	6-12	.500	8-9-17	1	11-0	0	2	3	14	1.6
99-00 Portland	8-0	38	3-11	.273	0-0	---	6-9	.667	2-5-7	1	9-0	0	0	3	12	1.5
00-01 Indiana	4-4	157	17-39	.436	0-1	.000	5-10	.500	12-38-50	7	13-0	0	7	10	39	9.8
01-02 Indiana	5-5	192	34-76	.447	0-1	.000	1-24	.750	6-32-38	5	24-1	4	14	8	86	17.2
02-03 Indiana	6-6	272	43-92	.467	0-3	.000	51-65	.785	24-81-105	4	22-0	3	18	18	137	22.8
03-04 Indiana	16-16	604	115-272	.423	0-4	.000	77-110	.700	29-117-146	19	53-0	8	29	36	307	19.2
04-05 Indiana	13-13	476	77-211	.365	0-3	.000	54-72	.750	21-83-104	29	48-1	7	36	34	208	16.0
05-06 Indiana	6-6	216	44-84	.524	0-2	.000	38-53	.717	9-36-45	10	28-1	3	26	14	126	21.0
08-09 Indiana	6-5	162	28-51	.549	0-0	---	24-32	.750	7-20-27	9	18-0	3	10	9	80	13.3
09-10 Miami	5-5	116	9-44	.205	0-0	---	3-7	.429	10-18-28	5	13-0	4	7	10	21	4.2
10-11 Boston	9-9	197	21-43	.488	0-0	---	10-11	.909	15-23-38	8	34-0	2	8	16	52	5.8
<b>TOTALS</b>	<b>90-69</b>	<b>2495</b>	<b>395-938</b>	<b>.421</b>	<b>0-16</b>	<b>.000</b>	<b>292-407</b>	<b>.717</b>	<b>144-463-607</b>	<b>98</b>	<b>274-3</b>	<b>34</b>	<b>157</b>	<b>164</b>	<b>1082</b>	<b>12.0</b>

**2010-11 SEASON:** Averaged 5.4 points, 3.7 rebounds and 1.25 blocks in 18.0 minutes per game...Averaged 7.0 points, 4.3 rebounds and 1.60 blocks in 19.6 minutes per game in his 10 starts...Netted 10 or more point three times and recorded one double-double...Led the C's in rebounds once and in blocks 11 times...Made his Celtic debut against the Miami Heat on opening night and recorded one point and two rebounds in 13 minutes of action (10/26)...Made his return after missing 19 games and recorded two points and two rebounds at Orlando (12/25)...Had arthroscopic surgery on his left knee on February 4...Returned to the court after missing 36 games due to a sore left knee against San Antonio (3/31) and recorded five points and a rebound in 11:12 of action...Recorded his first double-double as a Celtic with a season-highs in points (15), rebounds (13), blocks (5) and minutes (37) against Washington (4/11)...**PLAYOFFS:** Averaged 5.8 points, 4.2 rebounds and 1.78 blocks in 21.9 minutes per game.

**PROFESSIONAL CAREER: 2009-10 SEASON:** Started all 70 games in which he appeared for the Heat and averaged 13.6 points (.529 FG%, .720 FT%), 6.9 rebounds, 1.36 blocks, 1.3 assists and 28.4 minutes...Missed ten games due to injury and two games (Dec. 6-11) for personal reasons...Sat out Miami's Nov. 14 game against New Jersey due to a left hip contusion...Missed the Jan. 4 game against Atlanta due to a strained right groin...Sat out the Feb. 1 game against Milwaukee due to back spasms...Sat out the Mar. 20 game against Charlotte and the final two games of the season (Apr. 12-14) due to a sprained left ankle...Missed four games from Mar. 28-Apr. 5 due to a hyperextended right knee...His 70 games played were his highest single-season total since playing 78 games in the 2003-04 season...Ranked among the NBA leaders in field goal percentage (14th), blocks per game (19th), rebounds per game (35th) and defensive rebounds (50th 362)...Led the Heat and recorded a single-season career high in field goal percentage...Also topped the Heat in charges drawn (22)...Ranked second on the team in offensive rebounds (124), total blocks (95), blocks per game and dunks (68) and finished third in points (950), scoring average, field goals made (394) and attempted (745), free throws made (162) and attempted (225), defensive rebounds (362) and total rebounds (486)...Led the team in scoring five times and also in blocks 30 times, in rebounds on 18 occasions, in minutes in seven games and in steals three times...Scored in double figures 54 times, including nine games with at least 20 points...Scored in double figures in a season-high 12 consecutive games from Jan. 22-Feb. 16...Grabbed double-figure rebounds on 14 occasions, including a season-high three consecutive games from Nov. 25-29...Posted 14 double-doubles...Had one 20-point, 15-rebound game, tallying 24 points and a season-high 16 rebounds at Chicago on Feb. 6...Had at least one block in a season-high 10 consecutive games from Feb. 6-28...Hit a season-high 14 consecutive free throws from Jan. 8-22...Had 11 double-figure scoring quarters and one 20-point half... Scored his 12,000th career point against Minnesota on Feb. 23...Had 32 multi-block and two multi-steal games...Season Highs: 25 points (twice), 16 rebounds (twice), five assists (at Chicago, Feb. 6), five blocks (vs. Orlando, Mar. 18), two steals (twice) and 41:07 minutes (vs. L.A. Lakers, Mar. 4)...**PLAYOFFS:** Averaged 4.2 points and 5.6 rebounds to go along with 2.0 blocks in 23.4 minutes per game during Miami's first round series against Boston...**2008-09:** Split the season between the Toronto Raptors and Heat and averaged 13.3 points (.474 FG%, career-high .788 FT%), 6.4 rebounds, 2.00 blocks, 1.8 assists, 0.43 steals and 29.8 minutes in 68 games (61 starts)...Missed 17 games due to injury...Sat out three games from Nov. 26-30 with a sprained left ankle...Was sidelined for nine games from Dec. 31-Jan. 14 with a right knee contusion...Sat out a pair of games from Jan. 18-19 with a sore right knee...Did not play in Miami's Mar. 23 game against Memphis due to a right hip contusion...Missed the final two games of the season (Apr. 14-15) due to a left calf strain...Finished fifth in the NBA in blocks per game...His .474 field goal percentage was his highest since the 2002-03 season (.484)...Scored in double figures on 47 occasions, including 11 games with at least 20 points and one 30-point performance...Grabbed double-figure rebounds 10 times and posted eight double-doubles...appeared in 41 games with the Raptors (34 starts) and averaged 13.5 points (.473 FG%, .810 FT%), 7.0 rebounds, 2.00 blocks, 1.6 assists, 0.44 steals and 29.7 minutes...Recorded a pair of double-doubles in his two games against the Heat with a season-high 18 rebounds at Miami on Nov. 16 and 17 against Miami in Toronto on Nov. 19...Started all 27 games in which he appeared for the Heat and averaged 13.0 points (.475 FG%, .750 FT%), 5.4 rebounds, 2.0 assists, 2.00 blocks, 0.41 steals and 30.0 minutes...Led the Heat in scoring once and also topped the team in blocks 20 times, in rebounds on five occasions and in steals twice...Ranked second on the Heat in charges drawn (18)...Had at least one blocked shot in a season-high 26 games from Feb. 4-Mar. 30...Scored his 11,000th career point against Detroit on Feb. 24...Recorded his 1,500th career block against Chicago on Mar. 9...Grabbed his 6,000th career rebound

*continued on next page...*

## CAREER HIGHS

### CAREER REGULAR SEASON SINGLE-GAME HIGHS

Minutes	54, 03/13/01 Indiana at Houston
Field Goals	18, 01/04/05 Milwaukee at Indiana
Field Goal Attempts	30, 01/06/05 Indiana at San Antonio (Twice)
Three-Point Field Goals	1, 12/25/05 Indiana at Cleveland (14 times)
Three-Point Attempts	3, 03/07/04 Indiana at Denver
Free Throws	19, 01/04/05 Milwaukee at Indiana
Free Throw Attempts	25, 01/04/05 Milwaukee at Indiana
Offensive Rebounds	9, 11/12/08 Philadelphia at Toronto (Twice)
Defensive Rebounds	17, 11/26/02 Indiana at Washington (Twice)
Total Rebounds	21, 11/26/02 Indiana at Washington
Assists	7, 11/16/07 Indiana at Toronto (7 times)
Steals	5, 12/21/01 New Jersey at Indiana
Turnovers	9, 04/19/06 Orlando at Indiana
Blocks	10, 01/22/03 Toronto at Indiana
Points	55, 01/04/05 Milwaukee at Indiana

### CAREER POSTSEASON SINGLE-GAME HIGHS

Minutes	50, 04/29/03 Boston at Indiana
Field Goals	14, 05/12/04 Indiana at Miami
Field Goal Attempts	25, 05/11/05 Indiana at Detroit
Three-Point Attempts	2, 05/05/05 Boston at Indiana
Free Throws	14, 05/05/05 Boston at Indiana
Free Throw Attempts	18, 05/05/05 Boston at Indiana
Offensive Rebounds	11, 05/01/03 Indiana at Boston
Defensive Rebounds	19, 04/29/03 Boston at Indiana
Total Rebounds	22, 04/29/03 Boston at Indiana
Assists	6, 05/07/05 Indiana at Boston
Steals	3, 05/03/05 Indiana at Boston (Twice)
Turnovers	6, 04/25/06 Indiana at New Jersey (Twice)
Blocks	6, 04/24/01 Indiana at Philadelphia
Points	37, 04/27/06 New Jersey at Indiana (Twice)

## **JERMAINE O'NEAL** *continued from previous page.*

against New Orleans on Apr. 7...Tied his career high with nine offensive rebounds against Philadelphia on Nov. 12...Had 50 dunks (25 each with Miami and Toronto)...Had 10 double-figure scoring quarters (all with Toronto)...Had 37 multi-block and seven multi-steal games...Season Highs: 36 points (at Sacramento, Dec. 26), 18 rebounds (vs. Miami, Nov. 16), nine blocks (vs. L.A. Lakers, Feb. 4), six assists (at Boston, Mar. 18), three steals (at Sacramento, Dec. 26) and 48:25 minutes (vs. Utah, Mar. 14)...**PLAYOFFS:** Started five of the six games in which he appeared for the Heat in its Opening Round series against Atlanta and averaged 13.3 points (.549 FG%, .750 FT%), 4.5 rebounds, 1.50 blocks, 1.5 assists, 0.50 steals and 27.0 minutes...Suffered a concussion in Game 5 at Atlanta on Apr. 29 which caused him to miss Game 6 on May 1 and limited him to just 42 seconds in Game 7 on May 3...Led the Heat in field goal percentage and ranked second in free throws made (24) and attempted (32), blocks and scoring average...Topped the Heat in blocks twice...Scored in double figures four times, including a pair of 20-point efforts...Grabbed double-figure rebounds once and posted one double-double...Scored his 1,000th postseason career point in Game 5 on Apr. 29...Had started 55 consecutive postseason games before coming off the bench in Game 7 at Atlanta on May 3...**2007-08:** Started 34 of the 42 games in which he appeared for the Pacers and averaged 13.6 points (.439 FG%, .742 FT%), 6.7 rebounds, 2.2 assists, 2.07 blocks, 0.48 steals and 28.7 minutes...Missed 40 games due to injury...Sat out the season opener against Washington on Oct. 31 due to a hyperextended left knee...Missed five games from Nov. 21-28 and one game on Jan. 9 due to a sore left knee...Sat out 33 games from Jan. 19-Mar. 28 with a left knee bone bruise...Led the Pacers in total blocks (87) and blocks per game...Did not play in enough games to qualify for the NBA league leaders but his 2.07 bpg average would have ranked sixth in the NBA...Had a blocked shot in a season-high 22 consecutive games from Nov. 30-Jan. 13 (the fifth longest streak of his career)...In his 34 starts he averaged 15.2 points and 7.2 rebounds...Topped the Pacers in scoring six times and also led Indiana in blocks 30 times, in rebounds on 10 occasions and in assists six times...Scored in double figures on 31 occasions, including eight games with at least 20 points and one 30-point performance...Grabbed double-figure rebounds on seven occasions and posted seven double-doubles...Had his streak of 116 consecutive starts (Mar. 26, 2006-Jan. 16, 2008) snapped when he came in off the bench on Mar. 31 in his first game back after missing 33 games due to an injury...Had a season-high 30 points, including the 10,000th point of his NBA career, against Phoenix on Dec. 4...Recorded his 1,000th career assist at Toronto on Nov. 16...was the only Pacer to lead the team in points, rebounds and assists in the same game, accomplishing the feat twice (Dec. 29 vs. Detroit and Dec. 31 at Charlotte)...Had 24 multi-block and three multi-steal games...Season Highs: 30 points (vs. Phoenix, Dec. 4), 15 rebounds (at L.A. Clippers, Dec. 2), seven assists (twice), six blocks (twice), two steals (three times) and 42:51 minutes (at Charlotte, Dec. 31)...**2006-07:** Started each of the 69 games in which he appeared for the Pacers and averaged 19.4 points (.436 FG%, .767 FT%), 9.6 rebounds, 2.4 assists, 2.64 blocks, 0.72 steals and 35.6 minutes...Missed 13 games due to injury...sat out Indiana's Nov. 8 game at Washington due to a sore left ankle...missed three games from Dec. 8-11 with a sore left hamstring...Sat out the Dec. 26 game against Houston with the flu...Missed the Feb. 7 game against Seattle because of a bruised left knee...Missed three games from Mar. 10-13 with a sprained left knee and then missed single games on Mar. 28 and Apr. 1 and a pair of games from Apr. 17-18 with the same ailment...Handed out a career-high 167 assists...Ranked third in the NBA in blocks per game...Led Indiana in field goals made (498) and attempted (1,144), free throws made (343) and attempted (447), offensive rebounds (153), defensive rebounds (508), total rebounds (661), blocks (182) and points (1,339)...with averages of 19.4 ppg and 9.6 rpg, he led the Pacers in scoring for the sixth consecutive year and in rebounding for the sixth time in the last seven years...Both of those figures would have ranked in the Top 15 in the league but he didn't meet the minimum requirements in either category to qualify...His 182 rejections rank fourth on the Pacers all-time single-season list...With four blocks against the Clippers on Feb. 11 he became the Pacers all-time leader in blocked shots...Blocked at least one shot in each of his first 52 games extending his streak with at least one block to a career-high 54 games (Apr. 17, 2006-Mar. 3, 2007)...Topped the Pacers in scoring a team-high 33 times and also topped Indiana in blocks a team-high 57 times, in rebounds a team-high 37 times, in steals on 16 occasions and in assists five times...Scored in double figures 65 times, including 38 games with at least 20 points and four 30-point performances...Scored in double figures a season-high 44 consecutive games from Nov. 17-Mar. 2 (the fifth longest streak of his career)...Grabbed double-figure rebounds on 36 occasions and posted 34 double-doubles (14th best in the NBA)...Had 51 multi-block and 11 multi-steal games...Grabbed his 5,000th career rebound against the Knicks on Jan. 20...Became the first Pacer to be selected to six All-Star Games when he was voted in by the league's coaches...Had eight points, seven rebounds, two blocks and one assist in 22:36 minutes for the East squad at the NBA All-Star Game in Las Vegas...Underwent arthroscopic surgery on his left knee on Apr. 25...Season Highs: 39 points (vs. Chicago, Mar. 25), 17 rebounds (at Memphis, Feb. 3), eight blocks (at Milwaukee, Nov. 18), seven assists (twice), three steals (at Toronto, Nov. 26) and 44:56 minutes (vs. Milwaukee, Feb. 21)...**2005-06:** Started 47 of the 51 games in which he appeared for the Pacers and averaged 20.1 points (.472 FG%, .709 FT%), 9.3 rebounds, a career-high 2.6 assists, 2.29 blocks, 0.53 steals and 35.3 minutes...Missed 31 games due to injury...Missed three games from Jan. 2-5 with pneumonia...Sat out three games from Jan. 16-20 with a sprained left ankle...Missed 24 games from Jan. 27-Mar. 21 due to a left groin tear...Sat out Indiana's Mar. 30 game against Phoenix due to a sore left groin...Ranked 8th in the NBA in blocks per game...Led the Pacers in scoring average, field goal percentage, free throws attempted (368), defensive rebounds (374), rebound average and blocks (117)...Averaged at least 20 points for the fourth consecutive season...Topped the Pacers in scoring on 23 occasions, in blocks a team-high 38 times, in rebounds on 31 occasions, in assists five times and in steals in three contests...Scored in double figures 49 times, including 28 games with at least 20 points and four 30-point performances...Grabbed double-figure rebounds on 20 occasions and amassed a team-high 19 double-doubles...With five blocks against Utah on Dec. 16 he moved past Dale Davis (the player he was traded for) into third place on the Pacers all-time blocked shots list...Had 33 multi-block and three multi-steal games...was selected by the fans as a starter for the All-Star Game in Houston, but did not play due to injury...Season Highs: 34 points (at Cleveland, Dec. 23), 18 rebounds (vs. Charlotte, Nov. 18), seven assists (twice), six blocks (twice), three steals (vs. Charlotte, Nov. 18) and 44:35 minutes (at L.A. Lakers, Jan. 9)...**PLAYOFFS:** Started all six games of Indiana's Opening Round series against New Jersey and averaged 21.0 points (.524 FG%, .717 FT%), 7.5 rebounds, 2.33 blocks, 1.7 assists and 36.0 minutes...Scored in double figures in all six games, including three games with at least 20 points and one 30-point effort...Grabbed double-figure rebounds once and had one double-double...Scored a postseason career-high 37 points and grabbed 15 rebounds in Game 3 at

Indiana on Apr. 27...**2004-05:** Started 41 of the 44 games in which he appeared for the Pacers and averaged a career-high 24.3 points (.452 FG%, .754 FT%), 8.8 rebounds, 2.00 blocks, 1.9 assists, 0.57 steals and 34.8 minutes...Missed 23 games due to injury and 15 games from Nov. 20-Dec. 22 while serving an NBA-mandated suspension...Sat out the opener at Cleveland (Nov. 3) due to a sore left foot and missed 22 games from Mar. 4-Apr. 15 due to a sprained right shoulder suffered at Denver on Mar. 3...Led the Pacers in points (1,068), field goals made (386), field goals attempted (854), free throws made (295), free throws attempted (391) and blocks (88) and ranked second in defensive rebounds (303) and total rebounds (388)...Topped the Pacers in scoring a team-high 25 times, in blocks and rebounds a team-high 27 times each and in assists and steals four times each...Scored in double figures 43 times, including 31 games with at least 20 points, a career-high 11 games of 30-or-more points, one game with at least 40 points and his lone career 50-point outing...Scored at least 20 points in a career-high 11 consecutive games from Jan. 11-31...Grabbed double-figure rebounds on 17 occasions and registered 17 double-doubles...Recorded postseason career highs in points (55), field goals made (18), free throws made (19) and free throws attempted (25) against Milwaukee on Jan. 4...The 55-point effort against the Bucks was the first by a Pacers player in a home game and he joined Billy Knight and Reggie Miller as the only Pacers to score 50 points in a game...Scored his 7,000th career point against Washington on Jan. 22...Had 22 multi-block and six multi-steal games...Was voted in as a reserve to the Eastern Conference All-Star Team for the All-Star Game in Denver and had a team-high 15 points, five rebounds, one assist, one steal and one block in 19 minutes...Season Highs: 55 points (vs. Milwaukee, Jan. 4), 17 rebounds (at Charlotte, Dec. 29), six blocks (vs. Phoenix, Jan. 14), five assists (vs. Cleveland, Feb. 25), two steals (six times) and 44 minutes (at Miami, Jan. 21)...**PLAYOFFS:** Started all 13 games for the Pacers in the 2005 postseason and averaged 16.0 points (.365 FG%, .750 FT%), 8.0 rebounds, 2.62 blocks and 36.6 minutes...Scored in double figures 10 times and grabbed double-figure rebounds on six occasions...Posted six double-doubles...Recorded postseason career highs in free throws made (14) and attempted (18) on May 5 in Game 6 of the Opening Round series against Boston...Tallied a postseason career-high six assists in Game 7 of the Opening Round series at Boston on May 7...**2003-04:** Started all 78 games in which he appeared and averaged 20.1 points (.434 FG%, .757 FT%), 10.0 rebounds, 2.55 blocks, 2.1 assists, 0.76 steals and 35.7 minutes...Missed four games due to injury...Sat out the Nov. 19 game against the Clippers due to right knee tendinitis...Did not play against the Lakers on Feb. 2 due to a neck strain...Missed a pair of games from Mar. 24-26 due to a bruised right knee...Was named the NBA's Eastern Conference Player of the Month for December, joining Detlef Schrempf as the only Pacers to earn Player of the Month honors...Was 19th in the NBA in free throws made and 14th in attempts...Was the only player in the Eastern Conference and one of just five players in the NBA to average 20 points and 10 rebounds during the 2003-04 season...Led the team in minutes played (2,788), field goals made (608), field goals attempted (1,400), free throws made (348), free throws attempted (460), defensive rebounds (585), total rebounds (778), blocks (199), points (1,566) an scoring average...Set a career-high in field goal attempts (1400)...His 585 defensive rebounds marked the second highest single-season total in Pacers history...Scored in double figures 73 times, including a career-high 47 games with at least 20 points and seven 30-point performances...Grabbed double-figure rebounds 44 times and posted a career-high 44 double-doubles...His 44 double-doubles marked the second highest single-season total in Indiana history behind Clark Kellogg's franchise-record 47...Recorded his fourth career 20-point/20-rebound game with 25 points and a season-high 20 rebounds against Denver on Nov. 4...Blocked a shot in 40 consecutive games from Dec. 12-Mar. 7, one shy of the Pacers high in 2003-04 and the second longest streak in his career...Scored his 5,000th career point against Seattle on Nov. 14...Grabbed his 3,000th career rebound at Detroit on Oct. 29...Recorded his 1,000th career offensive rebound against New Orleans on Jan. 3...Recorded his 900th career block at Memphis on Mar. 20...Had 51 multi-block and 13 multi-steal games...Made his second consecutive All-Star start for the Eastern Conference at the All-Star Game in Los Angeles and finished with 16 points, nine rebounds and a steal in a team-high 28 minutes...Season Highs: 34 points (vs. Golden State, Feb. 24), 20 rebounds (vs. Denver, Nov. 4), eight blocks (at Phoenix, Dec. 1), seven assists (vs. Milwaukee, Mar. 31), three steals (four times) and 47 minutes (at Portland, Dec. 3)...**PLAYOFFS:** Started all 16 games for the Pacers in the 2004 postseason and averaged 19.2 points (.423 FG%, .700 FT%), 9.1 rebounds, 2.25 blocks, 1.2 assists and 37.8 minutes as they advanced to the Eastern Conference Finals before being eliminated by Detroit...Scored in double figures in 15 of the 16 contests and grabbed double-figure boards in six games...Had five double-doubles...Averaged 19.5 points and 8.5 rebounds in their Opening Round four-game sweep of the Celtics...Averaged 20.8 points, 8.7 rebounds and 2.00 blocks in their six-game series win over Miami in the conference semifinals...Hit a postseason career-high 14 field goals in Game 4 at Miami on May 12...Averaged 17.3 points and 10.0 rebounds in the six-game series against the Pistons...**2002-03:** Started 76 of the 77 games in which he appeared for the Pacers and averaged 20.8 points, 10.3 rebounds, 2.31 blocks, 2.0 assists, 0.86 steals and 37.2 minutes...Missed five games due to injury...Sat out four games from Dec. 20-27 due to a sprained left knee and one game (Apr. 2 at Cleveland) due to a sprained right ankle...Was named Third Team All-NBA...Was named the NBA's Eastern Conference Player of the Month for January and April...Was named the NBA's Eastern Conference Player of the Week for the week ending Jan. 12...Was the only player in the Eastern Conference and one of just three players in the NBA to average 20 points and 10 rebounds during the 2002-03 season...Led the Eastern Conference and was sixth in the NBA in double-doubles (43)...Ranked seventh in the NBA in blocks...Set single-season career highs in minutes played (2,864), points (1,600), field goals made (610), three-point field goals made (7) and attempted (21), free throws made (373) and attempted (510), defensive rebounds (594), total rebounds (796) and steals (66)...Scored in double figures a career-high 74 times, including 44 games with at least 20 points and eight 30-point efforts...Scored in double figures a season-high 51 consecutive games from Dec. 2-Mar. 26 (the third longest streak of his career)...Grabbed double-figure rebounds on 44 occasions, including two games with at least 20 boards...Grabbed double-figure rebounds in a career-high tying nine consecutive games from Jan. 20-Feb. 4...Recorded a double-double in a career-high nine consecutive games from Jan. 20-Feb. 4...Hit a career-high 19 consecutive free throws from Nov. 28-Dec. 2...Had a blocked shot in 18 straight games from Nov. 26-Jan. 6...Had his career-high streak of 165 consecutive games (Nov. 30, 2000-Dec. 18, 2002) snapped on Dec. 20 against Chicago due to a sprained left knee...Set a Pacers NBA record for blocks in a game with a career-high 10 vs. Toronto on Jan. 22...Recorded his lone career triple-double against Toronto on Jan. 22 with 18 points and 10 rebounds to go with his career-high 10 blocks...Grabbed a career-high 21 rebounds at

## **JERMAINE O'NEAL** *continued from previous page.*

Washington on Nov. 26, including a career-high tying 17 defensive boards...Had 49 multi-block and 20 multi-steal games...Was voted by the fans as a starter for the Eastern Conference for the All-Star Game in Atlanta and tallied 10 points, a team-high 10 rebounds and two steals in 33 minutes...Season Highs: 38 points (twice), 21 rebounds (at Washington, Nov. 26), 10 blocks (vs. Toronto, Jan. 22), five assists (twice), three steals (three times) and 49 minutes (twice)...**PLAYOFFS:** Started all six games for the Pacers in their Opening Round series against the Celtics and averaged a postseason high 22.8 points (.467 FG%, .785 FT%), a postseason high 17.5 rebounds, 3.00 blocks, 0.7 assists and 45.3 minutes...Scored in double figures in all six games, including five 20-point performances...Grabbed double-figure rebounds five times, including a pair of 20-rebound games...Had at least 19 points and nine rebounds in all six games...Recorded his lone postseason 20-point/20-rebound game in Game 2 of the series at Indiana on Apr. 21 with 23 points and 20 rebounds...Established postseason career highs in defensive rebounds (19), total rebounds (22) and minutes played (50) in Game 5 at Indiana on Apr. 29...Grabbed a postseason career-high 11 offensive rebounds in Game 6 at Boston on May 1...**2001-02:** Started all 72 games in which he appeared for the Pacers and averaged 19.0 points (.479 FG%, .688 FT%), a career-high 10.5 rebounds, 2.31 blocks, 1.6 assists, 0.63 steals and 37.6 minutes...Missed eight games due to injury and two (Mar. 29-31) for an NBA-mandated suspension...Missed Indiana's Nov. 13 game against New Jersey and a pair of games from Nov. 16-17 due to a bruised lower back...Sat out four games from Jan. 16-21 with a hyperextended left knee...Was sidelined for Indiana's game against Dallas on Feb. 5 with a sprained left ankle...Was named Third Team All-NBA... Captured the NBA's Most Improved Player Award...Was named the NBA's Eastern Conference Player of the Week for the week ending Dec. 23...Led Indiana and ranked sixth in the NBA in blocks per game and seventh in rebounds per game...Ranked third in the Eastern Conference and eighth in the NBA in double-doubles with 39...Ranked 28th in the NBA in field goal percentage...His 569 defensive rebounds were one shy of Detlef Schrempf's franchise record...Topped the Pacers in scoring 26 times, in blocks 57 times and in rebounds on 47 occasions (all team highs) and also led the squad in steals four times...Scored in double figures 66 times, including 32 games with at least 20 points and four 30-point efforts...Grabbed double-figure rebounds 42 times...Had 46 multi-block and nine multi-steal games...selected as a reserve for the Eastern Conference for the All-Star Game in Philadelphia and had seven points and seven rebounds in 17 minutes in his inaugural All-Star Game appearance...Season Highs: 38 points (at Cleveland, Dec. 22), 18 rebounds (vs. L.A. Lakers, Jan. 9), seven blocks (three times), five assists (vs. Orlando, Mar. 5), five steals (vs. New Jersey, Dec. 21) and 47 minutes (vs. New York, Nov. 9)...**PLAYOFFS:** Started all five games in Indiana's Opening Round series against New Jersey and averaged 17.2 points (.447 FG%, .750 FT%), 7.6 rebounds, 1.60 blocks, 1.0 assists and 38.4 minutes...Scored in double figures in all five games, including a 30-point performance...Grabbed double-figure rebounds twice and recorded a pair of double-doubles...**2000-01:** Appeared in a career-high 81 games with the Pacers (80 starts) and averaged 12.9 points (.465 FG%, .601 FT%), 9.8 rebounds, 2.81 blocks, 1.2 assists and 32.6 minutes...Missed Indiana's game against Denver on Feb. 2 because of a strained left groin...Led the Eastern Conference in double-doubles (40)...Became the first player in franchise history to reject 200 or more shots in a season, as he led the Eastern Conference and tied Shawn Bradley for the most blocks in the league (career-high 228)...Ranked second in the league in blocks per game, 11th in rebound average and 36th in field goal percentage...Was one of 11 players in the league to average more than three offensive rebounds a game (3.1) and his 249 offensive rebounds marked the tenth highest single-season total in franchise history...Led the Pacers in offensive rebounds (249), defensive rebounds (545), total rebounds (794), blocks and tied for the team lead in games played...Topped the Pacers in points on six occasions, in blocks in 67 games, in rebounds 59 times and in steals in 11 games...Scored in double figures on 57 occasions, including 13 games with at least 20 points and a pair of 30-point performances...Recorded season highs in points (30), field goals made (14) and attempted (25), rebounds (20) and assists (5) in the season finale at Cleveland on Apr. 18...the 30-point/20-rebound game at Cleveland is the lone one of his career...Played a career-high 54 minutes at Houston on Mar. 13...Recorded a blocked shot in 39 consecutive games from Nov. 11-Jan. 30...Had 60 multi-block and nine multi-steal games...Season Highs: 30 points (twice), 20 rebounds (at Cleveland, Apr. 18), eight blocks (at Houston, Mar. 13), five assists (twice), three steals (four times) and 54 minutes (at Houston, Mar. 13)...**PLAYOFFS:** Started all four games for the Pacers in their Opening Round series against Philadelphia and averaged 9.8 points (.436 FG%, .500 FT%), 12.5 rebounds, 2.50 blocks, 1.8 assists and 39.3 minutes...Scored in double figures on three occasions...Grabbed double-figure rebounds on three occasions, including one 20-rebound effort...Recorded three double-doubles in the series...Made his first postseason career start at Philadelphia on Apr. 21 and tallied 12 points, 20 rebounds, three blocks, one assist and 46 minutes...Recorded a postseason career-high six blocks in Game 2 at Philadelphia on Apr. 24...**1999-2000:** Appeared in 70 games for the Portland Trail Blazers (eight starts) and averaged 3.9 points (.486 FG%, .582 FT%), 3.2 rebounds, 0.79 blocks, 0.3 assists and 12.3 minutes...Missed six games due to injury and was a DNP-CD on six occasions...Sat out six games with left ankle inflammation from Dec. 1-7...Ranked third on the team in blocks with 55...Scored in double figures on six occasions and grabbed double-figure rebounds on three occasions...Recorded a pair of double-doubles...Led the Blazers in scoring once and in rebounds on six occasions...Had 15 multi-block and two multi-steal games...Season Highs: 17 points (vs. Atlanta, Nov. 13), 11 rebounds (vs. Denver, Apr. 19), five blocks (at Golden State, Mar. 24), three assists (twice), two blocks (twice) and 31 minutes (at Golden State, Mar. 24)...**PLAYOFFS:** Came off the bench in all eight games in which he appeared for the Blazers and averaged 1.5 points (.273 FG%, .667 FT%), 0.9 rebounds, 0.38 blocks, 0.1 assists and 4.8 minutes...**1998-99:** Appeared in 36 games with the Trail Blazers (one start) and averaged 2.5 points (.434 FG%, .514 FT%), 2.7 rebounds, 0.4 assists, 0.39 blocks and 8.6 minutes...Missed seven games due to injury and was a DNP-CD on seven occasions...Led the team in rebounds twice and in assists once...Had three multi-block games...Season Highs: nine points (twice), seven rebounds (at L.A. Clippers, Mar. 13), four assists (at L.A. Lakers, May 5), three blocks (vs. Denver, Apr. 26), one steal (four times) and 21 minutes (vs. Denver, Apr. 26)...**PLAYOFFS:** Came off the bench in all nine games in which he appeared for the Blazers and averaged 1.6 points (.400 FG%, .500 FT%), 1.9 rebounds, 0.33 blocks, 0.1 assists and 6.1 minutes...**1997-98:** Appeared in 60 games with the Blazers (nine starts) and averaged 4.5

points (.485 FG%, .506 FT%), 3.4 rebounds, 0.97 blocks, 0.3 assists and 13.5 minutes...Scored in double-figures on nine occasions, including one 20-point performance...Grabbed double-figure rebounds on three occasions and recorded a pair of double-doubles...Made his first NBA start against Denver on Feb. 15 and finished with 21 points, nine rebounds, two blocks and one assist in 36 minutes...Had 13 multi-block and two multi-steal games...Season Highs: 21 points (vs. Denver, Feb. 15), 13 rebounds (at Seattle, Feb. 18), seven blocks (at Vancouver, Apr. 11), three steals (vs. Houston, Feb. 13), two assists (three times) and 36 minutes (vs. Denver, Feb. 15)...**PLAYOFFS:** Saw action in one game in Portland's Opening Round series against the Lakers and was scoreless with two blocks and one rebound in three minutes of play... **1996-97:** Came off the bench in all 45 games in which he appeared for the Blazers and averaged 4.1 points (.451 FG%, .603 FT%), 2.8 rebounds, 0.58 blocks, 0.2 assists and 10.2 minutes...Scored in double figures on five occasions, including one 20-point performance...Made his NBA debut at the age of 18 years, one month and 22 days (the youngest ever in NBA history at the time) and had two points in three minutes at Denver on Dec. 5...had five multi-block games...Season Highs: 20 points (at Seattle, Jan. 22), eight rebounds (at Utah, Feb. 13), three blocks (twice), one assist (eight times), one steal (twice) and 25 minutes (at Seattle, Jan. 22)... **PLAYOFFS:** Appeared in two games (no starts) in Portland's Opening Round series against the Lakers and was scoreless with one rebound and one block in four minutes...Made his postseason career debut in Game 1 at Los Angeles on Apr. 25 and was scoreless in one minute.

**HOW ACQUIRED:** Selected by the Portland Trail Blazers in the First Round (17th overall) in the 1996 NBA Draft...Traded by Portland along with Joe Kleine to the Indiana Pacers in exchange for Dale Davis on August 31, 2000...Traded by Indiana along with Nathan Jawai to the Toronto Raptors in exchange for Maceo Baston, T.J. Ford, Roy Hibbert and Rasho Nesterovic on July 9, 2008...Traded by Toronto along with Jamarion Moon and a future second round pick to the Miami Heat in exchange for Marcus Banks and Shawn Marion on February 13, 2009...Signed as a free agent with the Boston Celtics on July 14, 2010.

**HIGH SCHOOL CAREER:** In four years at Eau Claire, posted a 97-16 record and won three state AAA titles and came in second once...scored 1,372 points and grabbed 833 during his prep career...Set school records for blocks in a game (16), season (170) and career (397)...Named to USA Today's 1996 All-USA Basketball Team as a senior...Was also named Mr. Basketball and first-team All-State by the Associated Press as a senior...Averaged 22.4 points, 12.6 rebounds and 5.2 blocks his senior year while shooting 68.2 percent from the floor...as a junior he averaged 18.2 points, 12.8 rebounds and 7.1 blocks...In 1996, he helped the U.S. 20-and-under team win the World Championship Tournament in Germany.

**PERSONAL:** Full name is Jermaine L. O'Neal...answers to the nicknames, "J.O." (his initials) and "Six" (given to him because of his football background)...is the son of Angela Jones...he and his wife, Meshia O'Neal, have a son (Jermaine O'Neal, Jr.) and a daughter (Asjia O'Neal)...considers his two children to be his most prized possessions...has a brother (Clifford O'Neal)...established the Jermaine O'Neal Foundation in 2003 in order to improve the quality of life for children who need it most...was drafted by the NBA right out of high school...resides in Las Vegas in the off-season...away from the court he enjoys spending time with his family...would like to continue to be a successful businessman when his career is over...his favorite sport other than basketball is football and his favorite team is the Dallas Cowboys...lists Martin and First 48 as his favorite television shows...his favorite food is chicken...says the best place he's visited is Atlantis in the Bahamas because it is where he married his wife...his pre-game ritual involves eating, taking a nap and getting dressed at the same time before each game...has several tattoos and his favorite is an image of praying hands with the words "For the love of God"...wears size 15.5 sneakers.



**POSITION** Forward

**HEIGHT** 6-7

**WEIGHT** 235

**BIRTHDATE** 11/15/83

**BIRTHPLACE** Bar, Yugoslavia

**YEARS** Starting 9th

**DRAFTED** Utah Jazz,  
First Round, 19th Pick,  
2003 NBA Draft

# SASHA PAVLOVIC #11

## CAREER STATISTICS

### NBA REGULAR SEASON RECORD

YEAR TEAM	G-GS	MIN	FGM-FGA	PCT	FG3-FG3A	PCT	FT-FTA	PCT	OFF-DEF-TOT	AST	PF-DQ	STL	TO	BS	PTS	AVG
03-04 Utah	79-14	1142	149-376	.396	19-70	.271	65-84	.774	44-115-159	60	187-3	41	67	16	382	4.8
04-05 Cleveland	65-9	861	120-276	.435	30-78	.385	44-64	.688	15-56-71	49	121-0	29	47	4	314	4.8
05-06 Cleveland	53-19	812	87-212	.410	35-96	.365	32-49	.653	16-64-80	25	103-3	19	42	6	241	4.5
06-07 Cleveland	67-28	1534	222-490	.453	60-148	.405	100-126	.794	23-135-158	105	145-2	55	102	17	604	9.0
07-08 Cleveland	51-45	1188	146-403	.362	34-114	.298	53-77	.688	35-93-128	82	117-2	29	55	6	379	7.4
08-09 Cleveland	66-12	1053	116-275	.422	48-117	.410	25-54	.463	31-96-127	72	122-4	22	48	16	305	4.6
09-10 Minnesota	71-0	876	109-300	.363	35-118	.297	10-26	.385	12-105-117	58	84-1	23	53	6	263	3.7
10-11 DAL/NO/BOS	31-7	362	29-72	.403	12-31	.387	6-10	.600	1-31-32	16	34-0	10	12	7	76	2.5
<b>TOTALS</b>	<b>483-134</b>	<b>7831</b>	<b>978-2404</b>	<b>.407</b>	<b>273-772</b>	<b>.354</b>	<b>335-490</b>	<b>.684</b>	<b>177-695-872</b>	<b>467</b>	<b>931-15</b>	<b>228</b>	<b>426</b>	<b>78</b>	<b>2564</b>	<b>5.3</b>

### NBA PLAYOFF RECORD

YEAR TEAM	G-GS	MIN	FGM-FGA	PCT	FG3-FG3A	PCT	FT-FTA	PCT	OFF-DEF-TOT	AST	PF-DQ	STL	TO	BS	PTS	AVG
05-06 Cleveland	3-0	3	0-2	.000	0-1	.000	0-0	---	0-1-1	0	0-0	0	0	0	0	0.0
06-07 Cleveland	20-20	615	72-189	.381	20-58	.345	19-36	.528	13-38-51	32	64-0	19	36	5	183	9.2
07-08 Cleveland	8-0	111	10-26	.385	4-9	.444	4-6	.667	6-4-10	1	17-0	2	2	0	28	3.5
08-09 Cleveland	11-0	91	10-20	.500	2-8	.250	1-3	.333	1-14-15	4	9-0	4	3	0	23	2.1
<b>TOTALS</b>	<b>42-20</b>	<b>821</b>	<b>92-237</b>	<b>.388</b>	<b>26-76</b>	<b>.342</b>	<b>24-45</b>	<b>.533</b>	<b>20-57-77</b>	<b>37</b>	<b>90-0</b>	<b>25</b>	<b>41</b>	<b>5</b>	<b>234</b>	<b>5.6</b>

## CAREER HIGHS

### CAREER REGULAR SEASON SINGLE-GAME HIGHS

Minutes	46, 04/05/07, Miami at Cleveland
Field Goals	9, 04/15/09, Philadelphia at Cleveland (Four Times)
Field Goal Attempts	21, 03/31/07, Cleveland at Chicago
Three-Point Field Goals	6, 03/28/07, Cleveland at New York
Three-Point Attempts	9, 03/13/08, Cleveland at Washington (Twice)
Free Throws	8, 01/30/07, Golden State at Cleveland
Free Throws Attempts	10, 01/30/07, Golden State at Cleveland
Offensive Rebounds	5, 01/04/08, Sacramento at Cleveland
Defensive Rebounds	9, 11/13/09, Dallas at Minnesota
Rebounds	10, 11/13/09, Dallas at Minnesota
Assists	7, 01/23/08, Washington at Cleveland
Steals	4, 02/02/07, Charlotte at Cleveland (Three Times)
Turnovers	5, 04/15/09, Philadelphia at Cleveland (Four Times)
Blocks	4, 02/07/11, Minnesota at New Orleans
Points	25, 03/13/07, Sacramento at Cleveland

### CAREER POSTSEASON SINGLE-GAME HIGHS

Minutes	42, 06/12/07, San Antonio at Cleveland (Twice)
Field Goals	7, 05/24/07, Cleveland at Detroit (Twice)
Field Goal Attempts	15, 06/12/07, Cleveland at San Antonio
Three-Point Field Goals	2, 06/12/07, Cleveland at San Antonio (Five Times)
Three-Point Attempts	6, 06/12/07, Cleveland at San Antonio
Free Throws	3, 06/12/07, Cleveland at San Antonio (Three Times)
Free Throws Attempts	4, 06/02/07, Cleveland at San Antonio (Four Times)
Offensive Rebounds	3, 05/31/07, Cleveland at Detroit (Twice)
Defensive Rebounds	6, 05/31/07, Cleveland at Detroit
Rebounds	9, 05/31/07, Cleveland at Detroit
Assists	5, 05/27/07, Detroit at Cleveland (Twice)
Steals	3, 05/24/07, Cleveland at Detroit (Twice)
Turnovers	5, 04/28/07, Cleveland at Washington
Blocks	3, 05/06/07, New Jersey at Cleveland
Points	17, 05/08/07, New Jersey at Cleveland

**2010-11 SEASON:** Averaged 2.5 points and 1.0 rebound in 11.7 minutes per game split between Boston, New Orleans and Dallas...Signed by the Hornets on February 4th...signed to a 10-day contract by the Dallas Mavericks January 10th and a second 10-day contract on January 20th...appeared in 10 games for the Mavericks this season...scored 11 points with 2 rebounds, 2 assists, and 2 steals vs. Houston (1/27)...Tallied 11 points, 3 rebounds and 1 assist vs. LA Lakers (1/19)...Signed by the Celtics on March 2...Made his Celtic debut against Milwaukee (3/6) and recorded three points and two steals in 11:41...Recorded 19 points on 7-of-10 shooting including 4-of-5 from beyond the arc against New York (4/13)...Averaged 1.8 points in 8.8 minutes per game for the Celtics and shot 46.2% from the floor and 50.0% from the three-point line...**PLAYOFFS:** Dressed for the four games of the New York series but did not see the floor...Was listed as inactive for the duration of the Miami series.

**PROFESSIONAL CAREER: 2009-10:** Appeared in 71 games off the bench for MIN, his highest total since playing 79 as a rookie with UTA in 2003-04...averaged a career-low 3.7 points, 1.6 rebounds in 12.4 minutes, shooting 36.3% from the floor and 29.7% (35-118 3FGs) from 3-point range...5 games with 10+ points...season-highs of 17 points, 3 assists, 30 minutes at GS (11/9/09)...career-high 10 rebounds vs. DAL (11/13/09)...game vs. UTA (12/5/09) was the 400th of his NBA career...16 points (all in 4th quarter) at SA (4/12/10)...missed 3 games (3/16/10-3/19/10) due to a strained left calf...recorded 8 DNP-CDs...**2008-09:** In 66 games (12 starts) with CLE, averaged 4.6 points in 16.0 minutes...career-best in 3FG% (.410)...8 games with 10+ points...led team in steals 4 times and in blocks 2 times...19 points (7-10 FGs) and 6 rebounds vs. NO (1/16/09)...4 assists at POR (1/21/09) and at UTA (1/24/09)...led team in rebounding with a career-high-tying 9 at GS (1/23/09)...tied a career high with 3 blocks vs. NY (3/15/09)...season-high 20 points (9-18 FGs), 3 rebounds, 2 assists vs. PHI (4/15/09)...missed 9 games from 2/10/09 - 3/1/09 with a high right ankle sprain and missed 2 games from 2/3/09-2/4/09 with the flu...recorded 5 DNP-CDs, 2 DNDs and 1 NWT...spent 7 games on the inactive list...**PLAYOFFS:** Appeared in 11 playoff games for CLE in 2009, averaging 2.1 points and 1.4 rebounds...**2007-08:** Played in 51 games (45 starts), averaging 7.4 points...set career highs in rebounds per game (2.5), minutes per game (23.3) and assists per game (1.6)...in his career-high 45 starts, averaged 8.0 points, 2.6 rebounds and 1.7 assists...scored 15+ points in 5 games and 10+ points in 15 games...led or tied for the team lead in steals in 6 games and in blocks 1 time...22 points, 5 assists at IND (11/25/07)...scored in double figures over a 5-game stretch from 11/25/07-12/2/07 and averaged 15.4 points and 2.8 rebounds in that span...career-high 7 assists vs. WAS (1/23/08)...season-high 24 points (9-15 FGs, 5-9 3FGs) at WAS (3/13/08)...recorded 4 DNP-CDs...spent 23 games on the inactive list from 1/25/08-3/10/08 with a left midfoot sprain...DND at DEN (11/12/07) due to back spasms, 2/22/08 vs. WAS with a left midfoot sprain and vs. DET (4/16/08) with a left ankle sprain...**PLAYOFFS:** Played in 8 of 13 games in the 2008 Playoffs...**2006-07:** Appeared in 67 games (28 starts) and averaged a career-high 9.0 points, 2.4 rebounds and 1.6 assists in 22.9 minutes...in 28 starts, averaged 12.7 points on 47.7% shooting and 3.0 rebounds, while CLE posted a 20-8 record...career highs in minutes (1,534), field goals made (222), attempted (490) and FG% (.453), 3-pointers made (60) and attempted (148), 3FG% (.405), free throws made (100) and attempted (127), FT% (.787), defensive rebounds (135), steals (55), blocks (17), points (604) and scoring average (9.0)...ranked 21st in the NBA in 3FG%...led or tied for the team lead in scoring 4 times, in assists on 2 occasions, in steals in 11 games and in blocks 3 times...scored 15+ points in 13 games and 20+ points 7 times...CLE went 10-3 in games that he scored 15+ points and 12-3 when he made 2+ 3s in a game...ranked 2nd on the team in 3FG% and FT%...career-high 25 points (8-13 FGs) and 6 assists vs. SAC (3/13/07)...career-high 6 3-pointers at NY (3/28/07) en route to 20 points...season-high 7 rebounds at BOS (4/1/07) to go with 17 points and 4 assists...14 points, 4 rebounds in a career-high 46 minutes vs. MIA (4/5/07)...recorded 13 DNP-CDs...placed on the inactive list on 2/22/07 and 2/25/07 with flu-like symptoms...**PLAYOFFS:** Started all 20 games during the 2007 Playoffs with CLE...scored 10+ points in 8 of the 20 games...averaged 9.2 points, 2.6 rebounds and 1.6 assists...scored 9 points in his 1st career playoff start in Game 1 vs. WAS...15 points in Game 1 vs. NJ and scored a career-playoff-high 17 points in Game 2 vs. NJ...**2005-06:** In 53 games (19 starts), averaged 4.5 points and 1.5 rebounds in 15.3 minutes...in 19 starts, averaged 8.5 points and 2.6 rebounds in 28.5 minutes...led or tied for the team lead in steals 7 times and blocks 1 time...scored 10+ points on 7 occasions including 4 games of 15+ points...was 3rd on the team in 3FG% (.365)...made at least one 3-pointer in 22 of his 53 games...in 1st start of the season at UTA (1/21/06), 9 points and 3 rebounds...21 points (7-13 FGs) vs. ORL (2/21/06)...missed 13 games from 12/6/05-1/4/06 with a sprained left ankle...recorded 16 DNP-CDs...**PLAYOFFS:** Played in 3 games (4 minutes) during the 2006 Playoffs with CLE...**2004-05:** Played in 65 games (9 starts) and averaged 4.8 points and 1.1 rebounds in 13.3 minutes...in 9 starts, averaged 8.1 points, 2.6 rebounds, 1.8 assists and 1.4 steals in 25.2 minutes...10+ points 9 times...led the team in steals 6 times...career-high 4 steals on 2 occasions...season-high 17 points twice (at NY 1/28/05 and vs. SAC 4/1/05)...season-high 5 rebounds twice (at NY 1/28/05 and vs. MIL 1/30/05)...spent 5 games on the inactive list (11/24/04-12/01/04) due to right knee patella tendinitis...recorded 12 DNP-CDs...**2003-04:** Appeared in 79 games (14 starts) for UTA...averaged 4.8 points and 2.0 rebounds in 14.5 minutes...scored 10+ points 12 times and scored in 67 of the 78 games he played in...averaged 7.0 points and 2.6 rebounds in 14 starts...in his 1st career start, scored 18 points (8-10 FGs) at HOU 12/3/03...career-high-tying 9 rebounds at GS (1/19/04) and vs. SA (2/2/04)...5 assists vs. LAL (1/24/04)...16 points at NY (2/20/04)...played 43 minutes at NY (2/20/04)...15 points vs. DET (3/1/04)...recorded 3 DNP-CDs.

**HOW ACQUIRED:** Signed as a free agent on March 3, 2011.

**PERSONAL:** Full name is Aleksandar Pavlovic...was a member of the Serbia & Montenegro national team that competed in the 2004 Olympics in Athens...averaged 3.5 points and 1.4 rebounds in his four Olympic appearances...was a regular member on the Serbia & Montenegro Under-20 National Team and competed in the 2002 European Under-20 Championships...enjoys reading and driving cars in his spare time.



**POSITION** Guard/Forward

**HEIGHT** 6-7

**WEIGHT** 231

**BIRTHDATE** 10/13/77

**BIRTHPLACE** Oakland, CA

**HIGH SCHOOL** Inglewood HS  
(Inglewood, CA)

**COLLEGE** Kansas

**YEARS** Starting 14th

**DRAFTED** Boston Celtics, First Round,  
10th overall pick,  
1998 NBA Draft

# PAUL PIERCE

# #34

## CAREER STATISTICS

### NBA REGULAR SEASON RECORD

YEAR TEAM	G-GS	MIN	FGM-FGA	PCT	FG3-FG3A	PCT	FT-FTA	PCT	OFF-DEF-TOT	AST	PF-DQ	STL	TO	BS	PIS	AVG
98-99 Boston	48-47	1632	284-647	.439	84-204	.412	139-195	.713	117-192-309	115	139-1	82	113	50	791	16.5
99-00 Boston	73-72	2583	486-1099	.442	96-280	.343	359-450	.798	83-313-396	221	237-5	152	178	62	1427	19.5
00-01 Boston	82-82	3120	687-1513	.454	147-384	.383	550-738	.745	94-428-522	253	251-3	138	262	69	2071	25.3
01-02 Boston	82-82	3302	707-1598	.442	210-520	.404	520-643	.809	81-485-566	261	237-1	154	241	86	2144	26.1
02-03 Boston	79-79	3096	663-1592	.416	118-391	.302	604-753	.802	106-472-578	349	227-2	139	288	62	2048	25.9
03-04 Boston	80-80	3099	602-1497	.402	115-384	.299	517-631	.819	69-453-522	410	234-3	131	303	52	1836	23.0
04-05 Boston	82-82	2960	556-1223	.455	108-292	.370	549-668	.822	78-461-539	348	255-1	133	230	39	1769	21.6
05-06 Boston	79-79	3084	689-1462	.471	111-314	.354	627-812	.772	77-453-530	375	223-3	107	273	34	2116	26.8
06-07 Boston	47-46	1740	373-850	.439	107-275	.389	320-402	.796	39-238-277	194	122-0	48	152	13	1173	25.0
07-08 Boston	80-80	2874	509-1098	.464	143-365	.392	409-485	.843	53-358-411	363	199-0	102	221	35	1570	19.8
08-09 Boston	81-81	3035	540-1181	.457	119-304	.391	459-553	.830	56-401-457	294	215-0	80	228	27	1658	20.5
09-10 Boston	71-71	2411	409-867	.472	109-263	.414	369-433	.852	39-271-310	218	196-1	84	166	31	1296	18.3
10-11 Boston	80-80	2774	507-1021	.497	111-297	.374	386-449	.860	34-396-430	260	231-0	80	171	51	1511	18.9
<b>TOTALS</b>	<b>964-961</b>	<b>35714</b>	<b>7012-15648</b>	<b>.448</b>	<b>1578-4273</b>	<b>.369</b>	<b>5808-7212</b>	<b>.805</b>	<b>926-4927-5847</b>	<b>3661</b>	<b>2767-20</b>	<b>1429</b>	<b>2826</b>	<b>612</b>	<b>21410</b>	<b>22.2</b>

### NBA PLAYOFF RECORD

YEAR TEAM	G-GS	MIN	FGM-FGA	PCT	FG3-FG3A	PCT	FT-FTA	PCT	OFF-DEF-TOT	AST	PF-DQ	STL	TO	BS	PIS	AVG
01-02 Boston	16-16	672	122-303	.403	30-104	.288	120-157	.764	27-10-137	66	52-0	27	61	20	394	24.6
02-03 Boston	10-10	445	77-193	.399	16-45	.356	101-117	.863	11-79-90	67	38-0	21	44	8	271	27.1
03-04 Boston	4-4	162	26-76	.342	5-17	.294	26-31	.839	6-29-35	10	12-0	5	25	4	83	20.8
04-05 Boston	7-7	277	47-93	.505	7-27	.259	59-68	.868	7-47-54	32	18-0	13	19	10	160	22.9
07-08 Boston	26-26	990	163-370	.441	43-119	.361	142-177	.802	21-108-129	119	90-1	28	82	8	511	19.7
08-09 Boston	14-14	556	95-221	.430	19-57	.333	85-101	.842	4-77-81	43	44-1	15	33	5	294	21.0
09-10 Boston	24-24	950	147-336	.438	40-102	.392	117-142	.824	20-123-143	82	80-1	24	64	14	451	18.8
10-11 Boston	9-9	343	68-148	.459	21-47	.447	30-34	.882	5-40-45	25	30-0	12	24	4	187	20.8
<b>TOTALS</b>	<b>110-110</b>	<b>4376</b>	<b>745-1740</b>	<b>.428</b>	<b>181-518</b>	<b>.349</b>	<b>680-827</b>	<b>.822</b>	<b>101-613-714</b>	<b>444</b>	<b>364-3</b>	<b>145</b>	<b>352</b>	<b>73</b>	<b>2351</b>	<b>21.4</b>

## CAREER HIGHS

### CAREER REGULAR SEASON SINGLE-GAME HIGHS

Minutes	54, 02/15/06, Boston vs. Cleveland
Field Goals	17, 02/15/06, Boston vs. Cleveland
Field Goal Attempts	36, 02/15/06, Boston vs. Cleveland
Three-Point Field Goals	8, 11/09/01, Boston vs. Seattle
Three-Point Attempts	14, 12/08/06, Boston vs. Phoenix (Twice)
Free Throws	20, 11/02/02, Boston at New York
Free Throw Attempts	24, 04/04/02, Boston at Toronto (Twice)
Offensive Rebounds	9, 04/09/99, Boston vs. NO/Philadelphia
Defensive Rebounds	18, 11/01/06, Boston vs. NO/Oklahoma City
Rebounds	19, 11/01/06, Boston vs. NO/Oklahoma City
Assists	15, 04/04/04, Boston at Washington (Twice)
Steals	9, 12/03/99, Boston vs. Miami
Turnovers	12, 11/08/06, Boston vs. Charlotte
Blocks	5, 12/19/01, Boston vs. Cleveland
Points	50, 02/15/06, Boston vs. Cleveland

### CAREER POSTSEASON SINGLE-GAME HIGHS

Minutes	54, 05/12/2003, Boston vs. New Jersey
Field Goals	16, 05/03/2002, Boston vs. Philadelphia
Field Goal Attempts	25, 05/24/2010, Orlando at Boston (Three Times)
Three-Point Field Goals	8, 05/03/2002, Boston vs. Philadelphia
Three-Point Attempts	10, 04/23/2010, Boston at Miami (Three Times)
Free Throws	21, 04/19/2003, Boston at Indiana
Free Throw Attempts	21, 04/19/2003, Boston at Indiana
Offensive Rebounds	4, 05/05/2002, Boston at Detroit
Defensive Rebounds	15, 05/12/2002, Boston vs. Detroit
Rebounds	17, 05/12/2002, Boston vs. Detroit
Assists	11, 05/07/2003, Boston at New Jersey
Steals	5, 04/23/2005, Boston vs. Indiana (Twice)
Turnovers	8, 04/17/2004, Boston at Indiana (Twice)
Blocked Shots	5, 04/30/2005, Boston at Indiana
Points	46, 05/03/2002, Boston vs. Philadelphia

**2010-11 SEASON:** Averaged 18.9 points, 5.4 rebounds, 3.3 assists, 1.0 steal and 0.64 blocks in 34.7 minutes per game...Shot a career-high 49.7% from the field and 86.0% from the free throw line...Recorded his 20,000th career point against Milwaukee (11/3)...Also recorded 28 points in that contest...Became just the third Celtic to record 20,000 points with the franchise joining John Havlicek and Larry Bird...Passed Larry Bird for 7th in that game played in C's history when he played against Atlanta (11/22)...Recorded 32 points to go along with 10 boards and he sunk the game winner with 0.4 seconds remaining to beat New York (12/15)...Recorded his sixth career regular season triple-double (seventh career) when he recorded 18 points, 10 rebounds and 12 assists against Indiana (12/19)...Recorded a season-high 33 points, five rebounds, eight assists and a season-high-tying four steals at Detroit (12/29)...Passed George Gervin for 33rd all-time in scoring when he recorded 12 points at Washington (1/22)...Recorded 32 points, five rebounds and three assists at LA Lakers (1/30)...Named to his ninth All-Star game as a member of the Eastern Conference reserves...Passed Kevin McHale for fourth all-time in C's history in field goals made against Orlando (2/6)...Recorded his 21,000th career point against Utah (2/28)...Passed Robert Parish for third all-time in C's history in minutes played against Phoenix (3/2)...Passed Tommy Heinsohn for eighth all-time in Franchise history for rebounds when he recorded three against Milwaukee (3/13)...Netted 10 or more points 74 times, 20 or more points 38 times, and 30-plus five times...Recorded six double-doubles...Led the C's in scoring in 30 contests, in rebounds 11 times, in assists six times, in steals 17 times, in blocks 19 times and in minutes seven times. **PLAYOFFS:** Averaged a team-high 20.8 points, 5.0 rebounds, 2.8 assists and 1.33 steals in 38.1 minutes per game...Shot 44.7% from three-point territory...Combined with Ray Allen to shoot 14-of-19 from three-point territory against the Knicks in Game 3 of the First Round (4/22) setting a record for the most three-pointers two teammates have combined for in a playoff game in NBA history.

**PROFESSIONAL CAREER: 2009-10 SEASON:** Averaged team-high 18.3 points, 4.4 rebounds, 3.1 assists and 1.18 steals in 34.0 minutes per game...Shot a career-high 41.4% from three-point range and a career-high 85.2% from the free throw line...Became the ninth player in franchise history to have played 12 seasons with the Celtics...Moved to 36th all-time in NBA scoring...Netted his 19,000th career point against Washington (12/10)...Missed five games (12/25-1/2) due to arthroscopic irrigation in his right knee...Scored a season-high 33 points against New York (11/22)...Led the C's in scoring 32 times, in rebounds four times, assists four times, steals 15 times and blocks eight times...Scored 20-plus points 30 times and 30-plus twice...Recorded one double-double...Named the Eastern Conference Player of the Week for the week ending March 21st when he averaged 24.8 points in 26.4 minutes per game in a 4-0 week...Missed two games due to a sprained left midfoot (2/3-2/5)...Missed three games due to a sprained right thumb (2/23-2/27)...Named to the Eastern Conference All-Star team for the 2010 NBA All-Star Game...**PLAYOFFS:** Averaged a team-high 18.8 points, 6.0 rebounds, 3.4 assists and 1.0 steal in 38.8 minutes per game...Recorded double-figures in 22 games including nine games of 20-or-more points and two games of 30-plus points...Also recorded four double-doubles...Had a huge game in the deciding Game 6 of the Eastern Conference Finals when he recorded 31 points and a postseason high 15 rebounds against Orlando...Hit game-winning shot at the buzzer against Miami in Game 3 as he finished with a postseason high of 32 points...Became first Celtic since Larry Bird and Kevin McHale to finish a series averaging at least 23 points, shooting 50% from the floor and 80% from the free throw line...Moved to 7th all-time in Celtics playoff history in scoring passing Jolo White, Dennis Johnson, Bob Cousy and Tom Heinsohn...**2008-09:** Averaged 20.5 points, 5.6 rebounds and 3.6 assists in 37.5 minutes per game...Moved to third all-time in franchise history in scoring passing Kevin McHale and Robert Parish...Also moved into the top 10 list in franchise history in rebounds...Netted 20 or more points 43 times including 30 or more points 12 times...Led the Celtics in scoring in 36 games, rebounds in 10 games, assists in 11 games, steals in 13 games and blocks in 11 games...Netted a season-high 39 points vs. Toronto (1/12)...Pulled down a season-high 12 boards at San Antonio (3/20)...Passed Mark Aguirre for 50th all-time in NBA history in scoring against Oklahoma City (3/29)...Played in his 800th career game at Chicago (3/17)...Dished out his 3,000th career assist against Philadelphia (12/23)...Played in his 29,000th career minute against New Jersey (1/14)...Played in his 30,000th career minute at Milwaukee (3/15)...**PLAYOFFS:** Averaged a team-high 21.0 points per game...Also pulled down 5.8 rebounds, had 3.1 assists and 1.07 steals in 39.7 minutes per game...Led Celtics in scoring in four games...Scored 20-plus points nine times...**2007-08:** Averaged 19.6 points, 5.1 rebounds, 4.5 assists and 1.28 steals in 35.9 minutes per game...Led the Celtics in scoring 32 times, in rebounds 10 times and in assists 25 times...Passed Sam Jones to become Celtics' sixth highest all-time scorer...Passed Dave Cowens for 10th all-time in games played...Passed Bill Russell and Bob Cousy for second all-time in C's history in free throws attempted...Passed Nate Archibald and Dave Cowens for eighth all-time in Celtics history in assists...Passed Jolo White for eighth in franchise history in minutes played...Passed Tommy Heinsohn, Dave Cowens and Jolo White for eighth all-time in franchise history in field goals attempted...Scored 31 points and grabbed 11 boards at Indiana (11/13)...Swiped five steals to go along with netting 26 points against Denver (1/7)...Won Eastern Conference Player of the Week twice during the month of December...Scored 20 or more points 28 times and 30+ points seven times...Recorded six double-doubles...Named to Eastern Conference All-Star team as a reserve, the sixth time in his career that he has been an All-Star...Scored 10 points and grabbed four boards in 13 minutes played during the All-Star Game...**PLAYOFFS:** Named 2008 NBA Finals MVP after averaging 21.8 points and 6.3 assists in 38.8 minutes per game...Scored 38 points in Game 5 of the Finals on 10-of-22 shooting and was 16-of-19 from the charity stripe...Also dished out eight assists...Scored 28 points and handed out eight assists in Game 2 of the Finals against Los Angeles...Scored 27 points in Game 6 of the ECF against Detroit...Scored 41 points on 13-of-23 shooting in Game 7 of the Semifinals against Cleveland...Scored 20-plus points 12 times and led the C's in scoring 11 times...Averaged 19.7 points, 5.0 rebounds, 4.6 assists and 1.08 steals in 38.1 minutes per game in the post-season...**2006-07:** Averaged 25.0 points, 5.9 boards and 4.1 assists in 37.0 minutes per game...Passed Bill Russell to become Celtics' seventh highest all-time scorer...Passed Danny Ainge for 10th most assists in franchise history...Passed Tommy Heinsohn for 10th most field goals made in Celtics' history...Passed Antoine Walker for 10th most minutes in Celtics history...Missed a career-high 35 games due to various injuries...Scored 32 points and grabbed seven boards vs. ORL (3/28)...Scored 30 points vs. DAL (3/23)...Scored 30 points and grabbed five boards at SA (3/17)...Scored 29 points and dished out eight assists at DAL (3/16)...Scored 32 points and dished out four assists vs. MIL (2/14)...Scored 27 points, grabbed nine boards and dished out five assists vs. MIN (3/4)...Scored 29 points at MIN (2/11)...Scored 27 points, grabbed eight boards and dished out five assists vs. GS (12/20)...Notched his fifth double-double of the season scoring 35 points and grabbing 11 boards at CHA (12/16)...Scored 38 points, grabbed eight boards and dished out nine assists vs. DEN (12/15)...Scored 31 points and grabbed seven boards at NY (12/11)...Hit game-winning shot at NJ (12/9)...Scored 36 points vs. PHO (12/8)...Scored 25 points and dished out four assists vs. MEM (12/6)...Collected 31 points, dished out five assists and swiped three steals vs. NJ (11/29)...Scored 34 points, grabbed seven boards and dished out seven assists at MIL (11/25)...Scored 28 points and grabbed 14 boards at CHA (11/22)...Scored a season-high 39 points and grabbed nine boards at NY (11/18)...Scored

*continued on next page...*

## **Paul Pierce** *continued from previous page.*

30 points, grabbed nine boards and handed out four assists vs. Utah (11/10)...Collected 35 points, grabbed 13 boards and handed out six assists vs. CHA (11/8)...Grabbed 12 boards and scored 23 points vs. WAS (11/4)...Scored a game-high 29 points and grabbed a career-high 19 boards vs. NO/OKC (11/1).

**2005-06:** Averaged 26.8 points, 6.7 boards, 4.7 assists and 1.4 steals in 39.0 minutes per game...26.8 points per game on 47.1 percent shooting from the field were both career-highs...Recorded 4th career 2,000 point season, matching him with Larry Bird for the most in franchise history...Finished 6th in the NBA in points per game...Topped his franchise records for free throws made and attempted in a season...Led the team in scoring 63 times, in rebounds 26 times and in assists 30 times...Recorded 17 double-doubles and one triple-double...Scored 36 points vs. Denver (03/12)...Recorded 1st of the season and 6th career triple-double with 31 points, 12 boards and 10 assists vs. Philadelphia (03/08)...Scored 39 points at the Lakers (02/26)...Scored 30+ points for the seventh time in eight games with 37 points at Portland (02/24)...Scored 30+ points for the 6th straight game with 30 points at Utah (02/21)...Scored a career-high 50 points, to go with 8 assists and 7 boards vs. Cleveland (02/15)...Scored 31 points vs. Orlando (02/12)...Scored 35 points and swiped a season-high 6 steals vs. Portland (02/10)...Scored 40 points vs. Phoenix (02/01)...Scored 31 points, dished out 10 assists and grabbed 8 boards vs. Charlotte (01/04)...Scored 43 points at Seattle (12/26)...Scored 23 points, dished out 10 assists and grabbed 9 boards vs. Milwaukee (12/16)...Scored 43 points and grabbed 11 boards vs. Chicago (12/02)...Scored 33 points at Atlanta (11/23)...Scored 24 points and grabbed a career-high-tying 15 boards at Cleveland (11/22)...Recorded a double-double with 26 points and 11 boards vs. Toronto (11/18)...Dished out 10 assists vs. Houston (11/13)...Scored 32 points at Charlotte (11/05)...Scored 30 points and grabbed 12 boards vs. New York (11/02).

**2004-05:** Averaged 21.6 points, 6.6 boards, 4.2 assists and 1.6 steals in 36.1 minutes per game...Named Eastern Conference Player of the Week twice (for games played 1/31/05-2/6/05 and 3/7/05-3/13/05)...Named to the Eastern Conference All-Star Team for the fourth straight season...The Celtics were 6-5 when he scored 30+ points...Recorded 17 double-doubles and two triple-doubles...Led the team in scoring 46 times, rebounding 24 times and assists 24 times...Recorded 10+ rebounds 17 times...10+ assists 2 times...10+ free throws made 17 times...10+ free throws attempted 25 times...Scored 25 points and grabbed 11 boards at Toronto (04/17)...Scored 32 points at Milwaukee (04/13)...Scored a season-high 38 points and grabbed 12 boards vs. Detroit (03/11)...Scored 27 points and grabbed 10 boards vs. Atlanta (03/09)...Scored 32 points at Minnesota (02/06)...Recorded 2nd triple-double of the season with 28 points, 10 boards and 10 assists vs. New Jersey (02/02)...Scored 34 points vs. Phoenix (01/28)...Scored 33 points at Charlotte (01/25)...Scored 21 points and matched a career-high with 15 boards vs. Atlanta (01/14)...Recorded first triple-double of the season with 19 points, 10 boards and a season-high 10 assists vs. New Orleans...Scored 34 points at Cleveland (12/18)...Scored 33 points at the Clippers (12/13)...Scored 37 points, on 18-for-20 from the foul line, vs. Washington (11/17)...Scored 36 points and grabbed 10 boards and dished out 8 assists at New York (11/06)...Scored 35 points, grabbed 13 boards and dished out 8 assists vs. Philadelphia (11/03).

**PLAYOFFS:** Appeared in and started all seven games for the Celtics, averaging 22.9 points, 7.7 rebounds, 4.6 assists and 1.9 steals per game...Scored 33 points in Game 2 vs. Indiana...Scored 30 points, grabbed 7 boards, dished out 8 assists and blocked 5 shots in the Celtics 110-79 win at Indiana in Game 4...Scored 20 points, grabbed 11 boards and dished out 6 assists in Game 6.

**2003-04:** Averaged 23.0 points, 6.5 boards, 5.1 assists and 1.6 steals in 38.7 minutes per game...The Celtics were 13-4 when he scored 30+ and 1-0 when he scored 40+ points...Ranked 5th in the league in scoring average...Matched a career-high with 13 assists at Washington (4/4)...Scored 37 points and grabbed 12 boards at Washington (3/13)...Scored 35 points at Philadelphia (2/7)...Scored 25 points and grabbed 11 boards vs. Dallas (12/17)...Scored a season-high 41 points (team is 12-3 all-time when he scores 40+ points) and grabbed 9 boards at Cleveland (12/13)...Scored 33 points and grabbed 11 boards vs. Toronto (12/12)...Scored 36 points to go along with season-highs with 14 boards and 4 blocks vs. Seattle (12/10)...Recorded a double-double with 33 points and 10 assists at Denver (12/07)...Recorded 3rd career triple-double with 26 points, 10 boards and 10 assists vs. Milwaukee (11/28)...Became the fastest Celtic ever to score 10,000th career point vs. Indiana (3/12)...Recorded 19 double-doubles (team was 13-6 when he recorded a double-double)...Played in his 15,000th career minute vs. New Orleans (12/31)...Attempted 500+ free throws (631); made 500+ free throws (517); made 600+ (602) field goals; grabbed 500+ rebounds (522); tallied 110+ (115) 3-point field goals; made 130+ steals (131) and logged 3000+ minutes (3,099), marking the fourth consecutive season he has accomplished this feat...30+ points 17 times...40+ points once...10+ rebounds 14 times...10+ assists six times...40+ minutes 34 times...10+ free throws made 14 times...15+ free throws made three times...10+ free throws attempted 19 times...15+ free throws attempted six times...Led team in scoring 54 games; rebounding 27 games and assists 41 games.

**PLAYOFFS:** Appeared in and started all four playoff games for the Celtics, averaging 20.8 points and 8.8 rebounds per game...Recorded a double-double with 20 points and 10 boards in Game 1 vs. Indiana.

**2002-03:** Averaged 25.9 points, 7.3 boards and 4.4 assists in 39.2 minutes per game...Scored 8 points in 18 minutes in the 2003 All-Star Game...Named Eastern Conference Player of the Week for games played 1/20-1/26...Named Eastern Conference Player of the Week for games played 12/2-12/8...Broke franchise record and led the league in free throws made and attempted shooting 604-for-753...Ranked fifth in the league in points per game and tied for seventh in the league in steals per game...Logged a career-high 578 rebounds and a career-high 349 assists...Led the team in scoring 56 times, in rebounding 28 times and in assists 36 times...Had 61 20+ points games, 26 30+ points games and 5 40+ point games...Had 18 10+ rebound games...Had 35 5+ assist games...Had 21 5+ steal games...Recorded a career-high 20 double-doubles...DND due to a sore lower back versus Toronto (2/28 & 3/2)...NWT due to a sore lower back versus Los Angeles Clippers (3/7)...Recorded first career triple-double with 27 points, 13 boards and a career-high 13 assists versus Orlando (1/26)...Scored a season-high 46 points, going 20-for-21 from the foul line versus New York (11/02)...Scored 45 points and grabbed 10 boards versus Denver (1/24)...Scored 40 points versus Philadelphia (1/20)...Scored 37 points while matching a career-high 15 rebounds versus Chicago (12/16)...Recorded 4th consecutive double-double versus Atlanta (11/23), scoring 31 points and grabbing 10 boards...Recorded 3rd consecutive double-double, scoring 36 points and grabbing 14 boards versus Atlanta (11/22)...Recorded third double-double of the season scoring 18 points and grabbing 13 boards versus New Jersey (11/20)...Scored 28 points, while grabbing 12 boards versus Milwaukee (11/16).

**PLAYOFFS:** Led the Celtics in scoring and assists in both rounds of the playoffs...Averaged 29.0 points, 8.8 rebounds and 7.8 assists in round two versus New Jersey...Recorded his first career playoff triple-double with 32 points, 10 rebounds and 11 assists in Game 2 of the second round at New Jersey...Shot an NBA playoff record 21-for-21 from the foul line in Game 1 of the first round at Indiana...Broke the franchise playoff record for points in a half with 32 in the second half of Game 4 in the first round versus Indiana...Grabbed 10+ rebounds six times.

**2001-02:** Signed a multi-year contract extension on 08/01/01... Scored 19 points and grabbed seven rebounds in 23 minutes at the 2002 NBA All-Star Game (2/10), his first All-Star appearance... Named NBA Eastern Conference Player of the Week twice (12/2 & 4/7)... Named Eastern Conference Co-Player of the Month twice, once in April and once with teammate Antoine Walker for December... Only Celtic to start and appear in all 82 games, led team in most offensive categories, posting averages of 26.1 points, 6.9 rebounds, 3.2 assists and 1.88 steals... First Celtic in team history to finish as the league leader in total points scored (2,144)... Led the team in scoring 52 times, in rebounds 16 times and in assists 12 times... Had 67 20+ point games... Had 33 30+ point games this season... Had one 40+ point game... Had 38 7+ rebound games... Had 24 5+ assist games... Had 23 3+ steal games... Had six 5+ steal games... Had 7 3+ block games. **PLAYOFFS:** Led the team in scoring in three rounds of the postseason... Averaged 30.2 points, 8.6 rebounds, 4.2 assists and 1.8 steals in the five game series against Philadelphia... Was among the NBA league leaders in postseason scoring (394, 3rd), 3-pointers made (30, 3rd), total assists (66, 9th), double-doubles (7, 5th) and steals (27, 6th)... Averaged 24.6 ppg including a 46-point performance in a decisive Game 5 victory against Philadelphia... Tallied a team playoff high of 17 rebounds in Game 4 of the Eastern Conference semifinals versus Detroit... Sparked the Celtics amazing comeback in Game 3 of the Eastern Conference Finals against New Jersey, scoring 21 of his game-high 28 points in the second half, 19 of which came in the fourth quarter. **2000-01:** Only Celtic to start all 82 games... Became the first Celtic to score 2,000 points since Larry Bird completed the feat in 1987-88... Set the team record for free throws attempted in a season (738)... Led the team and finished eighth in the league in points per game (25.3), fourth in total points (2071)... Finished second on the team and ninth in the league in steals per game (1.68)... Finished third in the league in both free throws made and attempted... Led the team in scoring 43 times, rebounds 19 times, assists 13 times and minutes played 20 times... Played 40+ minutes 35 times... Scored 40+ points eight times... Scored 30+ points 23 times... Scored 20+ points 60 times... Grabbed 5+ rebounds 58 times... Was named NBA Player of the Month for March 2001, averaging 30.3 points, 7.2 rebounds, 3.4 assists and 1.60 steals for the month... Was named NBA Player of the Week for the week of March 19... Posted consecutive 40+ point games when he scored 42 points in 36 minutes at Phoenix (3/15) and scored 42 points in 38 minutes versus L.A. Lakers (3/13). **1999-00:** Played in 73 games (72 starts) in his second NBA season... His 19.5 points and 35.4 minutes per game were second-best on the team... Averaged 5.4 boards and 3.0 assists per game... His 2.08 steals per game average ranked him second in the NBA... Scored 10+ points 69 times... Scored 20+ points 33 times... 30+ points seven times... Grabbed 10+ rebounds six times... Notched 3+ steals 24 times... Played 40+ minutes 19 times... Recorded six double-doubles... Activated from Injured List on 12/26 after missing seven games (placed on the IL 12/12 with a sprained left ankle)... DND (at Orlando on 1/26 and at Miami on 1/25) due to strained hamstring. **1998-99:** Had a tremendous rookie campaign with Boston... Started 47 of 48 games he appeared in and averaged 16.5 points, 6.4 rebounds and 1.71 steals in 34.0 minutes per game... Ranked 10th in the NBA in three-point field goal percentage (.412) and three-point field goals made (84)... Finished 19th in the league in steals per game... Among qualifying NBA rookies, ranked second in points per game, three-point field goal percentage, steals and rebounding, third in blocked shots (1.04) and field goal percentage (.459, 284-for-647), fourth in minutes per game, fifth in assists and 10th in free throw percentage (.713, 139-for-195)... Captured Schick Rookie of the Month honors for February when he led the NBA in steals (2.73), led all rookies in points per game (20.4) and added 7.1 rebounds, 2.4 assists and 1.45 blocked shots... 30+ points two times... 20+ points 19 times... 10+ points 57 times... Tallied double-figures in 38 of 48 games... Was Boston's top scorer 16 times... Posted three double-doubles... Sat out two games with a sprained right ankle (3/11 at Atlanta, 3/12 at Detroit).

**COLLEGE CAREER:** An early entry candidate for the 1997 NBA Draft... Left The University of Kansas following his junior season... Was named first team All-American by the Associated Press following his junior year with the Jayhawks... Captured Most Valuable Player honors of the Big 12 Conference Tournament in 1997 and 1998... Ranks as the fifth-leading scorer in Kansas history (1,786 pts.) and 11th on the all-time rebounds list (676)... Scored 777 points in 1997-98 – the fifth-most single-season point total in Jayhawks' history... Named Associated Press First Team All-American and a finalist for the 1998 John Wooden and Naismith awards... Selected First Team All-Big 12 Conference by both the AP and Coaches... Won Most Valuable Player honors in both the Preseason NIT and the Big 12 Conference Tournament... Captured the first of two Big-12 Conference Tournament Most Valuable Player awards after averaging 21.7 points and guiding Kansas to the inaugural tournament championship... During summer of 1996, earned a spot on the roster of the USA's Under 22 team and helped USA go unbeaten in World Championship-qualifying tournament in Puerto Rico... Honored as the Big Eight Co-Freshman of the Year with Colorado's Chauncey Billups... Became the first Jayhawk freshman since Danny Manning to score 30 points when he poured in 30 against East Tennessee State on Jan. 4... Was team's top scorer in NCAA Tournament (12.8 ppg)... Earned honorable mention All-Big Eight honors and was selected second team Freshman All-American by Basketball Weekly.

**PERSONAL:** Nickname is "The Truth" which was given to him by Shaquille O'Neal... Son of Lorraine Hosey... Was a member of the USA Basketball team that competed in the 2002 World Basketball Championship... Received the 2002 Home Team Community Service Award – a \$50,000 grant to the charity of his choice – for his volunteer activities, community service, and impact in the Boston area... Enjoys listening to Michael Jackson and Snoop Dogg... Lists Pulp Fiction as his favorite movie and Samuel Jackson as his favorite actor... Would like to travel the world when his basketball career is over... Lists being drafted by the Celtics as his most memorable basketball moment... Wears a size 15 sneaker... Majored in Crime and Delinquency Studies at Kansas... Favorite sports other than basketball are football and tennis... Lists Earvin "Magic" Johnson as his favorite athlete growing up. Established The Truth Fund, his own charitable foundation, in 2002... Is an active supporter of Tufts-New England Medical Center... Was honored by Tufts-New England Medical Center by the opening of the Paul Pierce Center for Minimally Invasive Surgery at New England Medical Center in 2007... Sponsors/hosts Annual Thanksgiving Dinner for single mothers and their children... Is the Official Celtics Read to Achieve spokesperson, and member of the NBA's All-Star Reading Team... Spokesperson for Celtics Heroes Among Us program, posing with awardees at each Celtics home game... Represented team at Celtics License Plate unveiling at Children's Hospital... Co-hosts LA STARS with Baron Davis and Gilbert Arenas, which is a celebrity infused sports and fashion weekend to raise funds for charity, and continues Earvin "Magic" Johnson's charity game for Los Angeles area charities.



**POSITION** Guard/Forward

**HEIGHT** 6-6

**WEIGHT** 215

**BIRTHDATE** 02/07/82

**BIRTHPLACE** Les Abymes, Guadeloupe

**YEARS** Starting 9th

**DRAFTED** Golden State Warriors, First Round, 11th Overall, 2003 NBA Draft

# MICKAEL PIETRUS #28

## CAREER STATISTICS

### NBA REGULAR SEASON RECORD

YEAR TEAM	G-GS	MIN	FGM-FGA	PCT	FG3-FG3A	PCT	FT-FTA	PCT	OFF-DEF-TOT	AST	PF-DQ	STL	TO	BS	PTS	AVG
03-04 GSW	53-22	748	96-251	.416	35-105	.333	52-75	.693	48-71-119	27	100-1	32	40	12	279	5.3
04-05 GSW	67-3	1340	214-501	.427	67-195	.344	141-202	.698	65-124-189	82	139-2	46	92	18	636	9.5
05-06 GSW	52-18	1179	169-418	.404	56-176	.318	87-143	.608	58-105-163	44	132-0	33	78	10	481	9.3
06-07 GSW	72-38	1937	286-586	.488	93-240	.388	136-210	.648	81-246-327	62	220-1	48	105	55	801	11.1
07-08 GSW	66-16	1316	170-387	.439	66-183	.361	66-98	.673	67-175-242	49	200-4	66	48	43	472	7.2
08-09 Orlando	54-25	1329	176-426	.413	80-223	.359	78-110	.709	44-132-176	65	126-0	31	56	24	510	9.4
09-10 Orlando	75-24	1687	233-539	.432	116-306	.379	69-109	.633	39-176-215	49	138-0	53	69	31	651	8.7
10-11 ORL/PHX	57-4	1106	143-365	.392	85-236	.360	39-57	.684	15-111-126	35	101-1	29	39	21	410	7.2
<b>TOTALS</b>	<b>496-150</b>	<b>10639</b>	<b>1487-3453</b>	<b>.431</b>	<b>598-1664</b>	<b>.359</b>	<b>668-1004</b>	<b>.665</b>	<b>417-1140-1557</b>	<b>411</b>	<b>1156-9</b>	<b>338</b>	<b>527</b>	<b>214</b>	<b>4240</b>	<b>8.5</b>

### NBA PLAYOFF RECORD

YEAR TEAM	G-GS	MIN	FGM-FGA	PCT	FG3-FG3A	PCT	FT-FTA	PCT	OFF-DEF-TOT	AST	PF-DQ	STL	TO	BS	PTS	AVG
06-07 GSW	11-0	209	17-49	.347	7-27	.259	25-36	.694	13-29-42	6	32-1	5	7	9	66	6.0
08-09 Orlando	24-0	618	84-174	.483	37-96	.385	47-65	.723	19-43-62	14	77-1	18	22	13	252	10.5
09-10 Orlando	14-0	282	35-80	.438	28-61	.459	20-30	.667	2-18-20	10	27-0	9	6	6	118	8.4
<b>TOTALS</b>	<b>49-0</b>	<b>1109</b>	<b>136-303</b>	<b>.449</b>	<b>72-184</b>	<b>.391</b>	<b>92-131</b>	<b>.702</b>	<b>34-90-124</b>	<b>30</b>	<b>132-2</b>	<b>32</b>	<b>35</b>	<b>28</b>	<b>436</b>	<b>8.9</b>

**2010-11 SEASON:** Acquired by the Suns from the Orlando Magic on Dec. 18 along with Vince Carter, Marcin Gortat, a 2011 first-round pick and cash considerations in exchange for Jason Richardson, Hedo Turkoglu and Earl Clark... In his eighth NBA season, saw action 57 games overall, averaging 7.2 points and 2.2 rebounds in 19.4 minutes... In 38 games with Phoenix (four starts), averaged 7.4 points and 2.0 rebounds in 18.1 minutes... Made Suns' debut Dec. 23 vs. Miami... Tallied 15 double-digit scoring efforts (8-7) with the Suns, including three 20-point games in a Phoenix uniform (1-2)...Tallied consecutive 20-point games for just the second time in his career on March 4-6 (other: Nov. 20-22, 2006)... Registered his best game as a Sun on Dec. 26 at LA Clippers in just his second contest with Phoenix, scoring a season-high 25 points on a season-high nine field goals made...Registered two season-best double-digit scoring streaks of four games (Feb. 15-25, Feb. 28-March 6)...Made four starts as a Sun, averaging 10.3 points in those opportunities... Missed the season's final 12 games due to a strained right quad tendon (4-8).

**PROFESSIONAL CAREER: 2009-10:** Appeared in 75 games with Orlando, averaging 8.7 points and 2.9 rebounds in 22.5 minutes per game...Shot .379 (116-306) from three-point range...Started in 24 outings, averaging 9.8 points and 3.0 rebounds in 27.2 minutes per game...Led (or tied) the team in scoring three times...Scored in double figures 30 times, including a season-high 24 points on Apr. 1 @ Dallas (including a perfect 6-of-6 from three-point range, setting a new franchise record for most three-pointers in a game without a miss)...Had one double-double: 18 points and a season-high 10 rebounds on Jan. 12 @ Sacramento...Recorded at least one steal 38 times, including a career-high tying four steals on Jan. 9 vs. Atlanta and on Apr. 12 @ Indiana...Recorded at least one blocked shot in 24 outings, including a season-high three blocks on Jan. 23 @ Charlotte and on Mar. 3 vs. Golden State...Played in his 400th career NBA regular season game on Jan. 12 @ Sacramento... Missed a total of seven games this season...Missed two games (Nov. 1-3) due to flu-like symptoms, on the Inactive List once (Feb. 2) due to a

sprained right ankle, once (Mar. 11) due to a neck muscle strain and three times (Mar. 18, 26-28) due to a sprained left ankle...**PLAYOFFS:** Played in all 14 postseason games, averaging 8.4 points and 1.4 rebounds in 20.1 minutes per game....**2008-09:** Played in 54 games with Orlando, averaging 9.4 points, 3.3 rebounds and 1.2 assists in 24.6 minutes per game...Made 25 starts, averaging 11.7 points, 4.0 rebounds and 1.3 assists in 29.4 minutes per game...Scored in double figures 21 times and had 20+ points six times...Ripped down season-best 11 rebounds and dished out a career-high six assists on Mar. 13 @ Washington...Had two double-doubles...Scored 3,000th career NBA regular season point on Feb. 11 vs. Denver...Missed 28 total games due to injury: On the Inactive List once (Nov. 18) due to bruised ribs...On the Inactive List 10 times (Nov. 29-Dec. 18) due to a torn ulnar collateral ligament in his right thumb...On the Inactive List for 12 games (Dec. 31-Jan. 24) due to a fractured right wrist...Did not play three times (Feb. 22-25) due to a sprained right wrist...Missed two games (Apr. 4-7) due to a sprained right knee...**PLAYOFFS:** Appeared in all 24 playoff games, averaging 10.5 points and 2.6 rebounds in 25.8 minutes per game, helping the Magic reach the NBA Finals... Poured in a playoff career-high 18 points and had a playoff career-high three steals on June 9 vs. L.A. Lakers...**2007-08:** Played in 66 games (16 starts) with Golden State, averaging 7.2 points, 3.7 rebounds and 1.00 steal in 20.0 minutes per game...Shot .361 (66-183) from three-point range...Recorded three double-doubles...Had 10-or more rebounds four times...Had a career-high-tying four steals on Nov. 20 @ New York...Missed 15 games due to injury/illness...Sat on Nov. 8 due to the flu...Missed two games (Nov. 14-16) due to personal reasons...On the Inactive List a total of 12 games: twice (Dec. 3-5) due to a nose contusion, once (Jan. 19) due to a stomach flu and nine times (Mar. 23-Apr. 6) due to a right groin strain...Also had one DNP-CD on Jan. 24...**2006-07:** Played in 72 games (38 starts) with Golden State, averaging a career-high 11.1 points and 4.5 rebounds in 26.9 minutes per game...Had career-highs in scoring, rebounding, field goal percentage (48%), three-point FG percentage (38%), rebounds and games started...Scored 20-or-more points eight times...Recorded four double-doubles...Pulled down a career-high 14 rebounds on Jan. 22 @ L.A. Lakers...Dished out career-high-tying five assists on Nov. 9 vs. N.O./Okla. City...Recorded a career- best five blocked shots on Nov. 20 vs. Phoenix...**PLAYOFFS:** Also appeared in 11 playoff outings, averaging 6.0 points and 3.8 rebounds in 19.0 minutes per game...**2005-06:** Appeared in 52 games with Golden State, averaging 9.3 points and 3.1 rebounds in 22.7 minutes per game...Scored a season-best 23 points on Feb. 10 @ Indiana...Had first career double-double with 20 points and 10 rebounds on Jan. 27 @ L.A. Lakers...Missed 30 games (23 on Inactive List) due to injury...**2004-05:** Played in 67 games with the Warriors, averaging 9.5 points, 2.8 rebounds and 1.2 assists in 20.0 minutes per game...When logging 25-plus minutes, averaged 16.3 points (18 games)...Poured in a career-high 28 points on Apr. 8 vs. Phoenix, including a perfect 6-of-6 from three-point range...Suffered dislocated left shoulder during summer league on July 12 and underwent arthroscopic surgery to repair on July 20...Missed the first nine games of the season while recovering from shoulder surgery...Missed 14 games total due to injury and had one DNP-CD...**2003-04:** Appeared in 53 games during his rookie campaign with Golden State, averaging 5.3 points and 2.2 rebounds in 14.1 minutes per game...Started 22 games, averaging 9.3 points, 3.8 rebounds and 1.00 steal in 23.5 minutes per game...Made first career start on Mar. 5 vs. New Jersey, tallying three rebounds and two steals in 35 minutes...Made NBA debut on Oct. 29 vs. Dallas, logging five points and six rebounds in 14 minutes...Missed 10 games due to a sprained left ankle...DNP-CD 19 times.

**HOW ACQUIRED:** Signed as a free agent on December 24, 2011.

**PERSONAL:** Name is pronounced MY-kel PEETrus...Younger brother, Florent Pietrus, was a teammate at Pau Orthez and the French National team, while his oldest brother, Ronnie Coco, also played with Pau...Is now a shareholder with Pau Orthez...Born in Les Abymes on the French Caribbean island of Guadeloupe, which is located approximately 310 miles southeast of San Juan, Puerto Rico...Les Abymes is a town of fewer than 70,000 people, on an island of fewer than 400,000...Left the island for France at the age of 15 to join Pau Orthez junior program...Keeps fans updated on his personal website - [www.mickaelpietrus.com](http://www.mickaelpietrus.com)...Earned the 2006-07 Angela & Christopher Cohan Community Service Award, given annually to the Golden State player who best exemplifies the spirit of community through their outstanding commitment of time, service and financial support to the children and families of the Bay Area...Participated in numerous community activities during his tenure with the Warriors, including reading to French-speaking elementary students...Has participated in NBA's Basketball Without Borders program in France, Turkey and China, helping teach both life skills and basketball skills to the local youth, hosted the 2RSEP/Mickael Pietrus Basketball Camp on his native island of Guadeloupe, attended by almost 500 boys and girls, ages 11-21...He's an ambassador of the board of tourism of Guadeloupe, and hosted four Magic fans in Guadeloupe during the summer of 2009 after they won the 'Discover Guadeloupe with Mickael Pietrus' contest.


## CAREER HIGHS

### CAREER REGULAR SEASON SINGLE-GAME HIGHS

Minutes	45, 11/20/06, Phoenix at Golden State
Field Goals	12, 11/16/06, Sacramento at Golden State
Field Goal Attempts	19, 02/15/06, LA Clippers at Golden State
Three-Point Field Goals	8, 11/12/10, Toronto at Orlando
Three-Point Attempts	11, 11/12/10, Toronto at Orlando
Free Throws	8, 01/27/09, Indiana at Orlando (Three Times)
Free Throw Attempts	12, 12/05/06, Golden State at Houston
Offensive Rebounds	6, 04/11/04, Dallas at Golden State
Defensive Rebounds	11, 01/22/07, Golden State at LA Lakers
Total Rebounds	14, 01/22/07, Golden State at LA Lakers
Assists	6, 03/13/09, Orlando at Washington
Steals	4, 04/12/10, Orlando at Indiana (Seven Times)
Turnovers	5, 11/13/09, New Jersey at Orlando (Five Times)
Blocks	5, 11/20/06, Phoenix at Golden State
Points	28, 04/07/05, Phoenix at Golden State

### CAREER POSTSEASON SINGLE-GAME HIGHS

Minutes	40, 05/26/09, Cleveland at Orlando
Field Goals	7, 06/09/09, LA Lakers at Orlando (Twice)
Field Goal Attempts	13, 06/04/09, Orlando at LA Lakers (Three Times)
Three-Point Field Goals	5, 05/26/09, Cleveland at Orlando
Three-Point Attempts	11, 05/26/09, Cleveland at Orlando
Free Throws	11, 05/26/09, Orlando at Boston
Free Throw Attempts	11, 05/26/09, Orlando at Boston
Offensive Rebounds	4, 05/03/07, Dallas at Golden State (Twice)
Defensive Rebounds	6, 05/01/07, Golden State at Dallas
Total Rebounds	10, 05/01/07, Golden State at Dallas
Assists	3, 05/04/10, Atlanta at Orlando
Steals	3, 06/09/09, LA Lakers at Orlando
Turnovers	3, 05/24/09, Cleveland at Orlando (Twice)
Blocks	3, 05/13/07, Utah at Golden State
Points	18, 06/09/09, LA Lakers at Orlando



**POSITION** Guard

**HEIGHT** 6-1

**WEIGHT** 186

**BIRTHDATE** 02/22/86

**BIRTHPLACE** Louisville, KY

**HIGH SCHOOL** Oak Hill Academy  
(Mouth of Wilson, VA)

**COLLEGE** Kentucky

**YEARS** Starting 6th

**DRAFTED** Phoenix Suns,  
First Round, 21st overall pick,  
2006 NBA Draft

# RAJON RONDO

# #9

## CAREER STATISTICS

### NBA REGULAR SEASON RECORD

YEAR TEAM	G-GS	MIN	FGM-FGA	PCT	FG3-FG3A	PCT	FT-FTA	PCT	OFF-DEF-TOT	AST	PF-DQ	STL	TO	BS	PTS	AVG
06-07 Boston	78-25	1831	188-450	.418	6-29	.207	119-184	.647	74-218-292	297	181-1	128	137	8	501	6.4
07-08 Boston	77-77	2305	351-713	.492	5-19	.263	107-175	.611	78-244-322	393	183-0	129	147	13	814	10.6
08-09 Boston	80-80	2642	383-759	.505	15-48	.313	172-268	.642	100-316-416	659	197-0	149	209	11	953	11.9
09-10 Boston	81-81	2963	459-904	.508	17-80	.213	175-282	.621	100-260-360	794	198-0	189	246	11	1110	13.7
10-11 Boston	68-68	2527	318-670	.475	10-43	.233	75-132	.568	87-210-297	760	120-0	153	234	11	721	10.6
<b>TOTALS</b>	<b>384-331</b>	<b>12268</b>	<b>1699-3496</b>	<b>.486</b>	<b>53-219</b>	<b>.242</b>	<b>648-1041</b>	<b>.622</b>	<b>439-1248-1687</b>	<b>2903</b>	<b>879-2</b>	<b>748</b>	<b>973</b>	<b>54</b>	<b>4099</b>	<b>10.7</b>

### NBA PLAYOFF RECORD

YEAR TEAM	G-GS	MIN	FGM-FGA	PCT	FG3-FG3A	PCT	FT-FTA	PCT	OFF-DEF-TOT	AST	PF-DQ	STL	TO	BS	PTS	AVG
07-08 Boston	26-26	831	107-265	.407	5-20	.250	47-68	.691	39-68-107	172	74-0	45	47	8	266	10.2
08-09 Boston	14-14	577	93-223	.417	6-24	.250	44-67	.657	32-104-136	137	47-0	35	38	3	236	16.9
09-10 Boston	24-24	975	151-326	.463	9-24	.375	68-114	.596	38-96-134	223	57-0	46	72	3	379	15.8
10-11 Boston	9-9	345	51-107	.477	0-3	.000	24-38	.632	11-38-49	86	16-0	10	33	0	126	14.0
<b>TOTALS</b>	<b>73-73</b>	<b>2727</b>	<b>402-919</b>	<b>.437</b>	<b>20-71</b>	<b>.282</b>	<b>183-287</b>	<b>.638</b>	<b>120-306-426</b>	<b>618</b>	<b>194-0</b>	<b>136</b>	<b>190</b>	<b>14</b>	<b>1007</b>	<b>13.8</b>

## CAREER HIGHS

### CAREER REGULAR SEASON SINGLE-GAME HIGHS

Minutes	50, 01/06/10 Boston at Miami
Field Goals	13, 02/22/09, Boston at Phoenix
Field Goal Attempts	20, 03/31/11 Boston at San Antonio (Four Times)
Three-Point Field Goals	2, 02/07/10 Orlando at Boston (Six Times)
Three-Point Attempts	5, 01/11/10 Atlanta at Boston
Free Throws	11, 04/08/09, New Jersey at Boston (Twice)
Free Throws Attempts	15, 12/15/08, Utah at Boston
Offensive Rebounds	6, 05/24/10 Denver at Boston (Three Times)
Defensive Rebounds	13, 03/07/07, Boston at San Antonio
Rebounds	15, 02/12/09, Boston at Dallas
Assists	24, 10/29/10 New York at Boston
Steals	8, 03/23/11, Memphis at Boston
Turnovers	9, 01/06/09, Boston at Charlotte
Blocks	3, 02/13/08, New York at Boston
Points	32, 02/22/09, Boston at Phoenix

### CAREER POSTSEASON SINGLE-GAME HIGHS

Minutes	58, 04/30/09, Boston at Chicago
Field Goals	12, 04/28/09, Chicago at Boston (Twice)
Field Goal Attempts	23, 04/19/11, New York at Boston
Three-Point Field Goals	2, 04/25/10 Boston at Miami (Four Times)
Three-Point Attempts	4, 05/14/09, Boston at Orlando
Free Throws	12, 05/01/10 Boston at Cleveland
Free Throws Attempts	14, 05/01/10 Boston at Cleveland
Offensive Rebounds	7, 07/20/09, Chicago at Boston
Defensive Rebounds	14, 05/09/10 Cleveland at Boston
Rebounds	18, 05/09/10 Cleveland at Boston
Assists	20, 04/22/11 Boston at New York
Steals	6, 06/17/08, LA Lakers at Boston
Turnovers	7, 06/13/10 LA Lakers at Boston (Twice)
Blocks	2, 05/02/09, Chicago at Boston (Twice)
Points	30, 04/19/11 New York at Boston

**2010-11 SEASON:** Averaged 10.6 points, 4.4 rebounds, a career-high 11.2 assists and 2.25 steals in 37.2 minutes per game...His 11.2 assists per game set a new franchise record and he finished second in the NBA in assists and steals per game...Recorded his 10th career triple-double (first this season) when he recorded 10 points, 10 rebounds and a career-high 24 assists against New York (10/29)...Set the NBA record for most assists through four games (67) previously held by John Stockton and Magic Johnson (65)...Recorded his second triple-double of the season with 12 points, 10 rebounds and 23 assists to go along with a season-high six steals against San Antonio (1/5)...Recorded 10 points and 16 assists against LA Lakers (1/30)...Named to his second consecutive All-Star game as a member of the Eastern Conference reserves...

Netted a season-high 26 points against Orlando (2/6)...Recorded his third triple-double of the season with 11 points, 10 rebounds and 10 assists against Miami (2/13)...Netted 10 or more points 36 times and had five games of 20-plus points...Recorded a team-high 31 double-doubles...Led the C's in scoring in four games, in rebounds seven times, in assists 65 times, in steals 37 times, in blocks once and in minutes 30 times...**PLAYOFFS:** Averaged 14.0 points, 5.4 rebounds, 9.6 assists and 1.11 steals in 38.3 minutes per game...Recorded his sixth career postseason triple double against New York (4/22) when he had 15 points, 11 rebounds and 20 assists joining Magic Johnson as the only other player in NBA history to record a postseason triple-double with 20 or more assists...Dislocated his left elbow during the third quarter of Game 3 against Miami but would not miss any games due to the injury.

**PROFESSIONAL CAREER: 2009-10:** Averaged 13.7 points, 4.4 rebounds, 9.8 assists and 2.28 steals in 36.6 minutes per game...Recorded 15 double-doubles...Became just the third Celtic to post 30 points and 15 assists in the same game joining Larry Bird and Bob Cousy when he recorded those numbers against Golden State (12/28)...Currently leading the NBA in total steals (82) and steals per game (2.65)...Became the first Celtic since Sherman Douglas to record five 15-plus assist games in one calendar year since Douglas had five in 1993...Became the first Celtic to post 11 points, nine rebounds, 13 assists and five steals since the Elias Sports Bureau began tracking steals during the 1973-74 season (posted stats against Milwaukee (12/8))...Had 45 games in which he recorded 10+ assists...Led the C's in assists in 80 games, in points 14 times, in rebounds 13 times and in steals in 56 games...Recorded a career-high 40 double-doubles...Missed game against Toronto (1/2) due to a strained left hamstring...Recorded a season-high 30 points against Golden State (12/28)...Pulled down a season-high 13 boards against Orlando (12/25)...Handed out a career-high 18 assists against Sacramento (3/26)...Played his 300th career game against Detroit (3/15)...Notched two triple-doubles on the season (22 pts, 10 rebs, 13 asts at Toronto and 21 pts, 11 rebs, 15 asts against Denver)...Earned his first All-Star Game appearance when he was named as a reserve to the 2010 Eastern Conference All-Star Team...**PLAYOFFS:** Averaged 15.8 points, 5.6 rebounds, 9.3 points and 1.92 steals in 40.6 minutes per game...Handed out 12 assists in Game 3 of the Eastern Conference Final against Orlando marking the 14th time in his postseason career to reach 12 or more assists in a game thus passing Larry Bird for second-most games with that many assists...Recorded 21 points, 12 assists and five steals in the deciding Game 6 against Cleveland marking it the fifth time a player has recorded those numbers in a deciding game in which his team was the winner (Johnny Moore, Clyde Drexler, Michael Jordan, Jason Kidd)...Posted two triple-doubles (Game 2 vs. LA: 19 pts, 12 rebs, 10 asts; Game 4 against Cleveland: 29 pts, 18 rebs, 13 asts)...Became just the third player in NBA postseason history to record a triple-double of 29 points, 18 rebounds and 13 assists against Cleveland in Game 4 of the Eastern Conference Semifinals (Oscar Robertson, Wilt Chamberlain were previous two)...Moved to sixth all-time in Celtics postseason history for assists...**2008-09:** Averaged 11.9 points, 5.2 rebounds, 8.2 assists and 1.85 steals in 33.0 minutes per game...Finished ranked sixth in the NBA in assists per game and fifth in steals per game...Finished fifth in the NBA in total assists (659)...Scored in double figures in 43 games including 13 games with 20 or more points and two games with 30 or more points...Netted a career-high 32 points on his 23rd birthday at Phoenix (2/22)...Posted two triple-doubles (12/3 vs. Indiana, 2/12 at Dallas)...Posted 13 double-doubles...Dished out a career-high 17 assists twice (2/27 vs. Indiana, 12/3 vs. Indiana)...Tied a season-high with seven steals vs. Denver (1/14)...Finished with the fourth highest assist total in a single season in franchise history (659)...**PLAYOFFS:** Joined Larry Bird as the only Celtics to have posted three triple-doubles in the same postseason...Averaged 16.9 points, 9.7 rebounds, 9.8 assists and 2.50 steals in 41.2 minutes per game...Averaged 19.4 points, 9.3 rebounds and 11.6 assists in the First Round against Chicago...Averaged 14.3 points, 10.1 rebounds and 8.0 assists in the Conference Semifinals against Orlando...Also recorded six double-doubles...**2007-08:** Averaged 10.6 points, 4.2 rebounds, 5.1 assists and 1.68 steals in 29.9 minutes per game...Dished out ten or more assists six times...Led Celtics in assists 36 times and rebounds five times...Led the Celtics in scoring twice...Scored a career-high 23 points on 12/23 vs. Orlando...Scored 23 points and grabbed six boards at Miami (1/29)...Swiped five steals at Miami (11/30)...Notched a double-double with 14 points and a season-high 12 boards vs. Dallas (1/31)...Swiped a season-high six steals at Orlando (1/27)...Named to the T-Mobile Rookie-Sophomore Challenge and Youth Jam where he was a starter recording six points and six assists in 18 minutes of action...Became the first Celtic since Sherman Douglas in 1995 to record 15 or more assists in a game when he dished out a career-high 16 assists on 2/29/08 against Charlotte...Finished the season ranked 13th in the NBA in steals per game...Ranked 35th in the NBA in field goal percentage (.492)...Ranked 22nd in the NBA in assists per game (5.1)...**PLAYOFFS:** Averaged 10.2 points, 4.1 rebounds, 6.6 assists and 1.73 steals in 32.0 minutes per game in the post-season...Scored 21 points, grabbed seven boards, dished out eight assists and swiped six steals in 32 minutes in Game 6 of the NBA Finals...Recorded 16 assists in Game 2 of the Finals, the most recorded by a player since Magic Johnson had 20 assists in 1991...Recorded second highest single post-season assist mark by a Celtic in post-season history (172)...Dished out 13 assists in Game 5 against Detroit of the ECF...Scored 10 points, grabbed nine boards and had eight assists in Game 2 of the ECF against Detroit...Scored 20 points and dished out 13 assists in Game 5 of the Semifinals against Cleveland...Scored 14 points and dished out 12 assists in Game 4 of the First Round against Atlanta...Posted two double-doubles...**2006-07:** Averaged 6.4 points, 3.7 boards, 3.8 assists and 1.64 steals in 23.5 minutes per game...Scored 19 points, dished out nine assists and swiped six steals vs. DET (4/18)...Scored 17 points and dished out eight assists at MIA (4/16)...Scored 16 points and dished out eight assists at ATL (4/10)...Scored 14 points, grabbed eight boards, dished out eight assists and swiped a career-high of seven steals at IND (4/7)...Scored 11 points and grabbed 10 boards for his 3rd double-double vs. MIA (4/6)...Scored 16 points and dished out eight assists vs. TOR (3/26)...Grabbed a career-high of 14 boards at SA (3/17)...Scored 13 points and dished out 10 assists vs. ATL (3/14)...Scored 12 points, dished out eight assists and grabbed seven boards in a career-high 47 minutes vs. CHI (3/11)...Dished out a career-high 11 assists at DET (2/6)...In his first career start, scored 23 points, grabbed six boards, dished out six assists and swiped four steals in a season-high 43 minutes vs. LAC (2/2)...Rejected a career-high two shots vs. ATL (1/24)...Recorded his first career double-double scoring 10 points and grabbing 10 boards while dishing out seven assists at WAS (1/20)...Scored a career-high 23 points, dished out five assists and tied a career-high of four steals vs. TOR (1/12)...Scored 13 points and dished out three assists vs. Utah (1/10).

*continued on next page...*

**RAJON RONDO** *continued from previous page.*

**COLLEGE CAREER: 2005-06:** Led the SEC in assists (4.9 APG) and ranked second in steals (2.0 spg), while averaging 11.2 points and a team-high 6.1 rebounds...Scored in double figures 17 times and had five games of 10 or more rebounds... Recorded career-high 25 points on 7-for-12 shooting and dished out seven assists vs. Louisville... Tallied 21 points and nine rebounds vs. Indiana...Posted a double-double of 15 points and 10 rebounds vs. West Virginia...Pulled down a career-high 19 rebounds vs. Iowa, the highest total ever by a Kentucky guard... Dished out a career-high 12 assists with zero turnovers vs. Ole Miss...Notched 11 points, eight rebounds and six assists vs. Connecticut in the second round of the NCAA Tournament... **2004-05:** Named to the SEC All-Freshmen Team...Set Kentucky single-season record for steals with 87 swipes...Had at least one steal in each game...Tied Kentucky's single-game record with eight steals, in just 20 minutes, vs. Mississippi State...Scored double figures in his first three NCAA Tourney games...Handed out a season-high eight assists with no turnovers at Vanderbilt.

**HOW ACQUIRED:** Draft rights acquired from Phoenix along with Brian Grant and cash considerations in exchange for a future first round pick on June 28, 2006.

**PERSONAL:** Full name is Rajon Pierre Rondo...Son of Amber Rondo...Majored in Communications...Favorite pregame meal is grilled chicken...Favorite car is a Lamborghini...Favorite movie is Cinderella Man...Favorite NBA player growing up was Isiah Thomas...Enjoys shopping in his spare time...Favorite actor is Will Smith.





**POSITION** Center

**HEIGHT** 6-11

**WEIGHT** 260

**BIRTHDATE** 09/26/85

**BIRTHPLACE** Randolph, WI

**HIGH SCHOOL** Randolph HS (Randolph, WI)

**COLLEGE** Wisconsin

**YEARS** Starting 1st

**DRAFTED** Undrafted

# GREG STIEMSMA #54

## CAREER STATISTICS

### NBA DEVELOPMENT LEAGUE RECORD

YEAR TEAM	G-GS	MIN	FGM-FGA	PCT	FG3-FG3A	PCT	FT-FTA	PCT	OFF-DEF-TOT	AST	PF-DQ	STL	TO	BS	PTS	AVG
08-09 Sioux Falls	1-0	14	1-3	.333	0-0	---	4-4	1.000	2-4-6	0	2-0	0	0	1	6	6.0
09-10 Sioux Falls	45-44	1259	163-305	.541	0-1	.000	64-78	.821	61-259-320	56	167-1	30	58	162	394	8.8
11-12 Sioux Falls	2-2	69	9-18	.500	0-0	---	5-8	.625	6-18-24	3	8-0	5	6	10	23	11.5
<b>TOTALS</b>	<b>48-46</b>	<b>1342</b>	<b>175-326</b>	<b>.537</b>	<b>0-1</b>	<b>.000</b>	<b>73-90</b>	<b>.811</b>	<b>69-281-350</b>	<b>59</b>	<b>177-</b>	<b>35</b>	<b>64</b>	<b>173</b>	<b>423</b>	<b>8.8</b>

**PROFESSIONAL CAREER: 2010-11:** Appeared in 29 games for Telekom Ankara of the Turkish League averaging 6.0 points, 4.0 rebounds and 1.8 blocks per game...Shot 59.3% from the floor and 69.7% from the free throw line...**2009-10:** Appeared in 47 games for the Sioux Falls SkyForce of the NBA Development League averaging 9.1 points, 7.3 rebounds and a league-leading 3.7 blocks per game...Was named 2010 NBA Development League Defensive Player of the Year and All-NBA Development League Honorable Mention...**PLAYOFFS:** Averaged 15.0 points, 10.7 rebounds and 4.3 blocks in three games...**2008-09:** Played for both Oyak Renault Bursa of the Turkish League and for the Seoul SK Knights of the Korean Basketball League...In 17 games for Oyak, averaged 7.9 points, 6.7 rebounds and 1.9 blocks per game...For Seoul, averaged 14.3 points, 9.1 rebounds, 1.2 assists, 1.3 steals and 2.8 blocks per game in 16 games.

**COLLEGE:** Played four seasons for Wisconsin and posted his best season during his senior year when he led the team in blocks and recorded 3.5 points and 3.1 rebounds per game.

**HOW ACQUIRED:** Signed as a free agent on December 9, 2011.

**PERSONAL:** Full name is Gregory Ross Stiemsma...Was a member of the USA National Team that played at the Pan-American Games in Guadalajara, Mexico that won a bronze medal.



**POSITION** Center/Forward

**HEIGHT** 6-10

**WEIGHT** 235

**BIRTHDATE** 09/03/82

**BIRTHPLACE** Whiteville, NC

**HIGH SCHOOL** Enloe HS (Raleigh, NC)

**YEARS** Starting 10th

**DRAFTED** Los Angeles Clippers, First Round, Eighth Overall, 2002 NBA Draft

# CHRIS WILCOX #44

## CAREER STATISTICS

### NBA REGULAR SEASON RECORD

YEAR TEAM	G-GS	MIN	FGM-FGA	PCT	FG3-FGA	PCT	FT-FTA	PCT	OFF-DEF-TOT	AST	PF-DQ	STL	TO	BS	PTS	AVG
02-03 LAC	46-3	479	73-140	.521	0-0	---	25-50	.500	52-72-104	21	65-2	7	26	16	171	3.7
03-04 LAC	65-17	1340	227-436	.521	0-1	.000	105-150	.700	125-180-305	51	183-4	29	80	20	559	8.6
04-05 LAC	54-25	1005	169-329	.514	0-0	---	88-144	.611	63-165-228	38	129-2	26	77	24	426	7.9
05-06 LAC/SEA	77-24	1530	257-450	.571	0-2	.000	112-153	.732	118-292-410	52	183-0	33	72	34	626	8.1
06-07 Seattle	82-81	2586	433-819	.529	0-6	.000	240-351	.684	178-451-629	82	248-3	70	127	38	1106	13.5
07-08 Seattle	62-55	1739	334-638	.524	0-3	.000	160-248	.645	126-307-433	74	174-0	46	103	36	828	13.4
08-09 OKC/NY	62-6	1050	184-370	.497	0-4	.000	79-140	.564	96-181-277	47	137-3	26	75	16	447	7.2
09-10 Detroit	34-10	441	63-120	.525	0-0	---	26-52	.500	44-73-117	13	64-0	13	38	12	152	4.5
10-11 Detroit	57-29	995	187-322	.581	0-1	.000	50-89	.562	95-176-271	43	145-2	29	43	17	424	7.4
<b>TOTALS</b>	<b>539-250</b>	<b>11163</b>	<b>1927-3624</b>	<b>.532</b>	<b>0-17</b>	<b>.000</b>	<b>885-1377</b>	<b>.643</b>	<b>877-1897-2774</b>	<b>421</b>	<b>1328-16</b>	<b>279</b>	<b>641</b>	<b>209</b>	<b>4739</b>	<b>8.8</b>

**2010-11 SEASON:** Averaged 7.4 points and 4.8 rebounds in 17.5 minutes per game...Scored 10-plus points 16 times, 20-plus points twice...Averaged 11.3 points and 6.0 rebounds in his last 15 games compared to 6.1 and 4.3 in his previous 42...Tallied a season-high 27 points and season-high 13 rebounds vs. Milwaukee (4/8)...Recorded his 200th career block vs. New Jersey (2/4)...Played in his 500th career game vs. Dallas (1/17)...Blocked a season-high 3 shots at Charlotte (12/27).

**PROFESSIONAL CAREER: 2009-10:** Appeared in 34 games (10 starts) averaging 4.5 points, 3.4 rebounds and 0.4 assists in 13.0 minutes per game...In 10 starts averaged 5.4 points, 3.9 rebounds and 0.6 assists in 15.1 minutes per game...Scored 10-plus points four times and grabbed 10-plus rebounds once...Led the club in rebounds four times...Played 15-plus minutes in 12 games...Ranked second on the team in field goal percentage at 52.5% (63-120 FG)...Scored a season-high 14 points (7-9 FG) and grabbed a season-high 10 rebounds vs. New York (1/16), his first double-double as a Piston...Tallied a season-high three steals at Charlotte (12/22)...Played a season-high 27 minutes at Chicago (1/11)...Missed 17 games during the season due to injury...Missed six games with a sore back (2/24-3/5) and 11 games with a strained left hamstring (3/26-4/14)...DNP-CD 29 times and DNP-Inactive List twice...**2008-09:** In 62 games with Oklahoma City and New York, averaged 7.2 points, 4.5 rebounds and shot 49.7% from the field in 16.9 minutes per game...Notched two 20-plus scoring games and three double-doubles, all with the Thunder...Scoring average (7.2) was the third-lowest of career...Averaged 8.4 points, 5.3 rebounds and shot .485 in 37 games with Oklahoma City...Scored a season-high 23 points in a season-high 36 minutes vs. Golden State (12/31)...Tallied a season-high 12 rebounds at Atlanta (12/23)...Appeared in 25 games with New York, averaging 5.4 points, 3.3 rebounds and shooting .529 from the field over 13.2 minutes per game...Had three double-figure scoring performances with New York...Notched Knicks highs of 14 points (twice) and nine rebounds (3/20 vs. Sacramento)...Logged 20-plus minutes three times with New York...**2007-08:** Averaged 13.4 points, 7.0 rebounds, a career-high 1.2 assists and 28.0 minutes in 62 games (55 starts)...Shot 52.4% (334-638FG) from the field (17th in NBA)...Led or co-led the team in rebounds 19 times...Led or co-led the team in scoring 10 times...Had 10-plus rebounds 18 times...Had 17 double-doubles...Scored 20-plus points 11 times...Scored a season-high 30 points vs. Miami (2/29)...Recorded a season-high 15 rebounds twice...Missed 18 games with a dislocated right little finger...**2006-07:** One of three

Sonics players to play in all 82 games (Collison and Wilkins), starting 81... Averaged career highs in points (35), rebounds (7.7) and minutes (31.5)...Shot 52.9 percent (433-819) from the field (16th in NBA)...Averaged 7.7 rpg (122nd in NBA)...Scored 20-plus points 18 times...Led or co-led the team in scoring eight times...Led or co-led the team in rebounds 30 times...Had 10-plus rebounds 23 times...Had 20 double-doubles...Scored a career-high 32 points to go along with 18 rebounds vs. the L.A. Lakers (4/6)...Swiped a career-high five steals at Orlando (11/8)...**2005-06:** Averaged 8.1 points, 5.3 rebounds and 0.7 assists in 19.9 minutes per game playing in 77 games with the Los Angeles Clippers and Seattle... Played in 29 games with the Sonics (23 starts)... Averaged 14.1 points, 8.2 rebounds and 30.1 minutes per game...Shot 59.2% (167-282 FG) from the field...Had seven double-doubles...Named Western Conference Player of the Week (4/3-9) after averaging 23.0 points and 15.3 rebounds on 75.0% shooting (27-36 FG) while leading the Sonics to a 3-0 week...Handed out a career-high six assists at Portland (4/7)...Recorded 26 points and a career-high 24 rebounds vs. Houston on 4/4 (first Sonics 20/20 game since 11/15/95 - Shawn Kemp)...Netted a career-high 30 points vs. Milwaukee (3/22)...Played in 48 games with the Clippers before being traded, averaging 4.5 points, 3.6 rebounds and 13.7 minutes while shooting 53.6% (90-168 FG) from the field...**2004-05:** Averaged 7.9 points, 4.2 rebounds and 18.6 minutes in 54 games (25 starts)...Missed 13 games due to injury, including 12 games on the Injured List (1/5-28) with a right lower leg stress reaction...**2003-04:** Averaged 8.6 points, 4.7 rebounds and 20.6 minutes in 65 games (17 starts)...Connected on a team-high 52.1% (227-436 FG) of his field goals...Scored 24 points (11-15 FG) and pulled down 13 rebounds at Phoenix on 4/13, including a game-winning tip-in that snapped a 13-game Clippers losing streak...Missed 16 games due to injury, 12 games with a strained left Achilles tendon and four games with a strained left groin...**2002-03:** Averaged 3.7 points, 2.3 rebounds and 10.4 minutes in 46 games (three starts) as a rookie... Scored in double-figure six times...Missed five games due to back spasms.

**COLLEGE:** Averaged 7.9 points, 4.7 rebounds and 1.0 blocks over his two-year collegiate career...Helped Maryland reach the NCAA Final Four in each of his two seasons as a Terrapin, and helped the school win the NCAA Championship as a sophomore...Tallied 12.0 points, 7.1 rebounds, 1.5 blocks and 24.1 minutes in 36 games as a sophomore...Shot 50.4% (173-343 FG) from the field...Earned Third Team All-ACC and honorable mention ACC All-Defensive Team honors...Finished the season as the team's third-leading scorer and second-leading rebounder... In Maryland's NCAA Final Four win over Kansas, tallied 18 points, nine rebounds and four blocks in 26 minutes of play...In NCAA Championship Final victory over Indiana, recorded 10 points and seven boards in 24 minutes...Averaged 3.6 points and 2.1 rebounds in 8.6 minutes as a freshman.

**HOW ACQUIRED:** Signed as a free agent on December 9, 2011.

**PERSONAL:** Full name is Chris Ray Wilcox...In addition to Enloe High School in Raleigh, also attended Whiteville High School and West Columbus High School - both located in Whiteville, N.C...Active in the Detroit community, he purchased 25 tickets to each home game giving underprivileged children the opportunity to watch a NBA game in-person...Joined Celtics' Paul Pierce and celebrities Rihanna and Kelly Rowland last season to raise public awareness for the plight of Jasmina Anema, a six-year-old Greenwich Village kindergartner suffering from a rare form of leukemia...Also while in New York, joined the rest of his Knicks teammates and a bevy of celebrities and supermodels at Knicks Bowl 10 presented by Bud Light, the star-studded charity event at Chelsea Piers that has helped raise \$1.7 million for the Garden of Dreams Foundation.

## CAREER HIGHS

### CAREER REGULAR SEASON SINGLE-GAME HIGHS

Minutes	46, 11/08/04, Detroit at LA Clippers
Field Goals	12, 01/10/07, Miami at Seattle (Twice)
Field Goal Attempts	20, 03/21/07, Washington at Seattle
Three-Point Field Goals	None
Three-Point Attempts	1, 05/27/09, New Orleans at New York (16 Times)
Free Throws	10, 04/06/07, LA Lakers at Seattle (Three Times)
Free Throw Attempts	16, 04/06/07, LA Lakers at Seattle
Offensive Rebounds	7, 11/03/06, LA Lakers at Seattle (Twice)
Defensive Rebounds	17, 04/04/06, Houston at Seattle
Total Rebounds	24, 04/04/06, Houston at Seattle
Assists	6, 04/07/06, Seattle at Portland
Steals	5, 11/08/06, Seattle at Orlando
Turnovers	6, 02/27/08, Denver at Seattle (Four Times)
Blocks	4, 03/03/03, New Orleans at LA Clippers
Points	32, 04/06/07, LA Lakers at Seattle

### CAREER POSTSEASON SINGLE-GAME HIGHS

Minutes	None
Field Goals	None
Field Goal Attempts	None
Three-Point Field Goals	None
Three-Point Attempts	None
Free Throws	None
Free Throw Attempts	None
Offensive Rebounds	None
Defensive Rebounds	None
Total Rebounds	None
Assists	None
Steals	None
Turnovers	None
Blocks	None
Points	None



MEDIA

### MEDIA RELATIONS/COMMUNICATIONS STAFF



**Jeff Twiss**

Vice President of Media Services and Alumni Relations



**Heather Walker**

Senior Director of Public Relations



**Brian Olive**

Media Relations Coordinator

### GAME NIGHT STAFF



**Michael Swartz**

Media Operations Coordinator



**Sherri Geller**

Media Operations Assistant



**Miriam Yorks**

Press Box Coordinator

### PRACTICE INFORMATION

All Celtics practice sessions are closed to the media, except for the final 30 minutes per NBA policy. Additionally, the coaches office, the training room, the weight room, the back hallway, and the locker room are off limits to the media at all times. All media interviews will be conducted after each practice on the gym floor. One-on-one interviews expected to last longer than 15 minutes need to be prearranged through the Celtics Media Relations Department. Only accredited media will be allowed to attend Celtics practices, as all practices are closed to the general public. The Celtics will usually hold practice at the Training Center in Waltham, MA (see directions below). The Press Room is available to work and wait. **PHOTOGRAPHERS & VIDEOGRAPHERS:** Practices are closed to all video and still photographers, except for the final 30 minutes which will be open for B-Roll. Players and coaches will be available for interviews at the conclusion of practice. Should a private room be needed for a one-on-one interview, arrangements must be made through the Celtics Media Relations Department in advance. Live shots for TV are to be shot from the apron on the playing floor. All videographers, reporters, photographers are barred from the playing surface of the court. **PRACTICE TIMES ARE SUBJECT TO CHANGE.** Friends, family or guests of media members are not permitted at practices or shootarounds without the prior consent from the Media Relations Department.

### SHOOTAROUNDS

Generally, the Celtics shootarounds will take place at the Sports Authority Training Center. All shootarounds are closed to the media, with interviews following for a 15-minute period. **SHOOTAROUND TIMES ARE SUBJECT TO CHANGE.**

### DIRECTIONS TO PRACTICE FACILITY

The Training Center at HealthPoint from Boston: Take the Mass Pike (Route 90 West), go to the second set of toll booths at Weston, MA. Follow signs for Route 128 North. Travel approximately five miles to Exit 27B (Winter Street). Bear right off the ramp, travel two miles, and follow signs to the facility. Please enter the facility through the main entrance for the Boston Sports Club. Travel time from Logan International Airport is approximately 30 minutes.

## **PRACTICES AT THE TD GARDEN**

Access to any Celtics practice held at the TD Garden is through the same press gate entrance as on game nights. Season credentials will give you access to these practices as well. Those media members without season credentials should call the Media Relations office the day before a practice to be properly admitted.

## **TD GARDEN PARKING**

There is no reserved or validated parking for a Celtics game. There is a five-level, 1,150-space underground parking garage located directly under the TD Garden and North Station. The parking lot is accessible via Nashua Street. Additionally, there is limited parking available in the immediate area of the TD Garden .

## **SEASON CREDENTIALS**

The Celtics will issue full season credentials, which will be limited to the working media that have covered 75% or more of our home games in past years. For those media members who receive this pass, your photo will accompany it. Be advised that this pass is required at each game and must be displayed at all times.

## **SINGLE-GAME CREDENTIALS**

Media members wishing to cover an individual home game must contact the Media Relations Department by fax at least 48 hours in advance of that game they wish to cover (or by 5:00 p.m. Thursday for all weekend and Monday games). Single-game passes will be issued on a space-available basis. NBA passes are valid but the Celtics require that you also arrange for a single-game pass from the Media Relations office or staff. The credentials must be confirmed by the Media Relations staff before admittance.

## **PHOTOGRAPHERS AND TV VIDEOGRAPHERS CREDENTIALS**

Season credentials will not be issued to still photographers or television videographers. Credentialed photographers, upon presentation of proper identification at the press gate for each game, must sit at their designated location at the baseline. Photographers will not be allowed to sit on the sidelines at the TD Garden, as any area not specified as space for photographers is off-limits. No photography of any Celtics game shall be released to any individual other than the entity for whom the pass was issued and subject to the rules governing such use as described on the reverse side of the credential. Any variation to this policy will result in forfeiture of future credentials. Single-game photographer and videographer credentials will be issued on a space-available basis. No photographer or videographer is allowed to sit in the three-foot escape lanes, located on both sides of both basket stanchions. All working cameras must have a rubber lens shade per NBA policy. Single-game photographer and videographer passes must be requested at least 48 hours prior to the game they wish to cover.

## **PRESS GATE ENTRANCE**

The press gate is located on the east side of the TD Garden on Legends Way. The press gate will open two hours prior to game time. Celtics season credentials will not allow access to any event in the TD Garden other than a Celtics game.

## **PRESS ROOM**

The press room consists of the dining facility and the working press area located on level three of the TD Garden. After entering the building through the press entrance, proceed to the elevator to level three and the press room is straight ahead. Proper credentials are needed for admittance and a pregame meal. Food and beverage service will become available two hours prior to game time. We ask that professional and courteous consideration be given to the media who are working each game in the work areas. Phone lines and fax service are available for working media. Any special phone needs should be directed to the Celtics Media Relations Department or Lorraine Spadaro at the TD Garden at 617-624-1251.

## **PREGAME/POSTGAME ACCESS**

Coach Rivers will be available to media approximately one hour prior to the scheduled tip-off in the hallway outside of the Celtics locker room. Roughly 10 minutes after each game, Coach Rivers will conduct his postgame press conference in Locker Room 6, which is across the hall from the Celtics locker room. Generally, the visiting Head Coach will conduct his postgame interview outside of the visiting team locker room.

## LOCKER ROOM ACCESS

The locker rooms are located on level three of the TD Garden (court level), down the corridor from the press room. Season credentials will have locker room access. Single-game passes will have locker room access but must have the locker room access portion of the press pass attached to the pass to allow for locker room entry. NBA media regulations govern the accessibility to the locker rooms prior to games. In accordance with NBA policy, both the Celtics and visitors locker rooms will be closed 45 minutes prior to game time and will re-open no later than 15 minutes after the game. No autographs are allowed during media access periods. Still photographers will not be permitted in any locker room. Cell phones are not allowed in either team locker room.

## SEATING

Media will be assigned seats at either Section 20, the end zone seats, or in the main upper press box (level nine/"Halo"). Media members are encouraged to write from all of these locations due to space restrictions in the working area of the press room. The Media Relations Department will have the final say in all seating arrangements. We ask that you do not switch assigned seats; the Media Relations staff will coordinate any changes. The quarter play-by-play sheets and halftime box scores are distributed as quickly as possible to all locations and monitors are available in selected locales.

## AUTOGRAPHS

All requests for autographs for any team personnel must be directed to the Celtics Community Relations Department. No autographs are allowed during media access periods.

## VISITORS

There is no standing room in the TD Garden. All entrants to the building must have either a ticket to the game or a prearranged assigned seat.

## PLAYER WARMUPS

The playing floor is off-limits to media personnel during pregame warmups. Players are available for interviews in the locker room during the access period only. Television and radio interviews must be arranged through the Celtics Media Relations Department, subject to timing and availability. Pregame media interview requests made well in advance are strongly recommended.

## TICKETS

Media members who wish to purchase tickets to any Celtics home or road game are advised to request these tickets through the Celtics Media Relations Department or the Ticket Office. Effort will be made to fulfill each request; however, there is no guarantee that each request will be realized. Ticket requests made well in advance are strongly recommended.

## TRAVEL ARRANGEMENTS

All media members who wish to cover any Celtics road games must notify the Celtics Media Relations staff by Friday of the preceding week. The Celtics will not make any hotel reservations for traveling media.

## STATISTICAL AND PRESS RELEASE INFORMATION

Statistics, team and player information may be found on the Celtics web site at [celtics.com](http://celtics.com). In addition, the NBA operates a 24-hour audio hotline and Fax Back information system throughout the season for members of the media only. Telephone numbers and access guidelines are available through the Celtics Media Relations Department. The Celtics also disseminate information to accredited members of the media through e-mail. Any members of the media wishing to receive press releases and other information via e-mail should contact the Celtics Media Relations Department.

## TRAVELING MEDIA



**Mike Gorman**  
Comcast  
SportsNet



**Tommy Heinsohn**  
Comcast  
SportsNet



**Greg Dickerson**  
Comcast  
SportsNet



**Donny Marshall**  
Comcast  
SportsNet



**Paul Lucey**  
Comcast  
SportsNet



**Jim Edmonds**  
Comcast  
SportsNet



**Jeff Grice**  
Comcast  
SportsNet



**Zack Millican**  
Comcast  
SportsNet



**Sean Grande**  
WEEI



**Cedric Maxwell**  
WEEI



**Julian Benbow**  
Boston  
Globe



**Gary Washburn**  
Boston  
Globe



**Steve Bulpitt**  
Boston  
Herald



**Mark Murphy**  
Boston  
Herald



**A. Sherrod Blakely**  
CSNNE.com



**Chris Forsberg**  
ESPN Boston



TRADITION



## ARNOLD "RED" AUERBACH • 9/20/17 — 10/28/06

Arnold "Red" Auerbach once proclaimed, "The Boston Celtics are not a basketball team, they are a way of life." Auerbach, a member of the National Basketball Association since its formation in 1946, had been with the Celtics since 1950 until his passing in October of 2006.

Auerbach spent the first three seasons of his pro career with the Washington Capitols before moving on to the Tri-Cities Hawks for one campaign. At this point, Walter Brown, who owned the struggling Boston Celtics, appointed Auerbach as the man to lead the squad into what would ultimately become the greatest franchise in pro basketball annals.

Red carefully crafted a competitive team, and his moves culminated with an April 29, 1956 transaction that sent Ed Macauley and Cliff Hagan to St. Louis for the Hawks' first-round pick.

With that selection, the Celtics chose Bill Russell. This blockbuster trade would spur the Celtics into the most dominant franchise in pro basketball history and helped spawn the legend that is Auerbach and the Celtics. From 1950-1966, Auerbach coached the Celtics to nine world titles, including eight in succession from 1959-1966. His incredible record was 938-479 (.662) in regular-season play and an equally impressive 99-69 (.589) in postseason encounters. Prior to the 1966-67 season, the "coach" removed himself from the bench in order to concentrate on his duties as General Manager, and appointed Bill Russell as player-coach.

With Red's guidance and knowledge, the Celtics continued to win. In 1968 and 1969, the Celtics added two more titles. After a down period in the early 1970s, Auerbach restructured the team, adding key personnel through trades and the draft, and ultimately raised banners in 1974 and 1976. It was the subsequent years that would provide Auerbach with his biggest challenge, as the late '70s proved to be a dismal period for the Celtics. Yet Auerbach once again saved the franchise with the shrewd selection of Larry Bird in the 1978 draft. Although he would have to wait a year before Bird could play in the NBA, Auerbach sensed that the Indiana native was the man to rejuvenate the proud organization. Five other teams had a shot at Bird, but all passed.

In 1981, Boston became the NBA champions again as Auerbach orchestrated another amazing trade, this time dealing the first and 13th picks in the 1981 draft to Golden State for Robert Parish and the third overall pick (Kevin McHale). Boston added two more titles in 1984 and 1986 thanks to the master's keen additions of Danny Ainge, Dennis Johnson, Bill Walton, and others.

Auerbach has been the recipient of numerous distinguished awards and honors throughout his career. In 1968, he was enshrined in the Basketball Hall of Fame in Springfield, MA for all his successes. When the NBA chose its Silver Anniversary Team honoring the best of the league's first 25 years, Red was chosen as coach of that distinguished team. In 1982, he was elected to the Washington Hall of Stars, a Hall of Fame which involves people from all sports. Red was also honored as NBA Coach of the Year in 1965, winning the trophy that now bears his name, and NBA Executive of the Year in 1980. Also in that year, he was selected to the NBA's 35th Anniversary Team as "Greatest Coach in the History of the NBA," by the PBWAA.

In 1985, the Red Auerbach Fund, established in the great coach's name, was created to promote athletic, recreational, and other youth development activities in Boston and throughout the Commonwealth of Massachusetts. January 4, 1985 was a special day in Red's heart and in Boston sports history, as it was on this day that the Celtics family saluted its patriarch by having the number "2" retired in his honor (emblematic as the second most influential person in the organization's annals; similarly, the number "1" is dedicated to the team's founder, Walter Brown). On Red's 68th birthday, September 20, 1985, a life-size sculpture of Auerbach was unveiled and placed in Boston's historic Faneuil Hall Marketplace so the public would have a lasting tribute to this basketball genius and legend.

He received seven honorary degrees from various institutions. Red valued such honors so much that he kept a previous commitment to American International College by delivering its commencement speech on May 22, 1988, even though it prevented him from being at Boston Garden for the deciding game of the Celtics-Hawks' best-of-seven thriller. On that day, AIC presented Auerbach with a Doctor of Humanities Honorary Degree. A week earlier he had received a Doctor of Arts Honorary Degree from Stonehill College. He has also received Honorary Doctorate Degrees in Humane Letters from Franklin Pierce College, on May 24, 1981, the University of

Massachusetts (Boston), in 1982, and from Boston University, on May 13, 1984. In 1986, Central New England College honored him with an Honorary Doctorate Degree in Business Administration. On February 14, 1993, his alma mater, George Washington, bestowed an honorary Doctorate of Public Service Degree, and on June 9, 1998, the university celebrated Red's 80th birthday by unveiling a plaque and a bust of the legendary coach. This tribute is permanently attached to the exterior of the Smith Center, GW's athletic facility.

Red was the author of seven books. His first, *Basketball for the Player, the Fan and Coach*, has been translated into seven languages and is the largest-selling basketball book in print. His second book, co-authored with Paul Sann, was *Winning the Hard Way*, and he also penned a pair of publications written in conjunction with Joe Fitzgerald: *Red Auerbach: An Autobiography* and *Red Auerbach On and Off the Court*. In October, 1991, *M.B.A.: Management by Auerbach*, was co-authored with Ken Dooley. In 1994, *Seeing Red – The Red Auerbach Story* was written with Dan Shaughnessy. In October 2004, his latest book, *Let Me Tell You a Story: A Lifetime in the Game*, was co-authored with legendary sports writer John Feinstein. In 1987, an excellent instructional video entitled *Winning Basketball* became available to the public featuring the insight, thoughts, and philosophy of Red and three-time NBA Most Valuable Player and Celtics' captain Larry Bird. In 2005, he was recognized as an Honorary Master Chief at the U.S. Coast Guard.

Born in Brooklyn, New York, Red attended Eastern District High School in that city, attended Seth Low Junior College in New York, and George Washington University in the District of Columbia. He played three years of college basketball at GW, and was the team's leading scorer and a defensive specialist. He received a Bachelor of Science in Education in 1940 and a Master of Arts in Education from GW the following year.

Red and Dorothy Auerbach were married in 1941. They have two daughters: Nancy, who is married to former CNN anchorman Reid Collins, and Randy, who is Vice-President of Creative Affairs for Blue Tulip Productions in Hollywood, one granddaughter, Julie, who is married to Eric Fleiger. They also have a great-grandson, Peter Auerbach Fleiger, and two great-granddaughters, Hope and Noelle Fleiger.

## RED AUERBACH'S COACHING RECORD:

SEASON	TEAM	REGULAR SEASON RECORD				PLAYOFFS	
		W	L	PCT.	POS	W	L
1946-47	Washington	49	11	.817	1#	2	4
1947-48	Washington	28	20	.583	4#	-	-
1948-49	Washington	38	22	.633	1#	6	5
1949-50	Tri-Cities	28	29	.491	3+	1	2
1950-51	Boston	39	30	.565	2#	0	2
1951-52	Boston	39	27	.591	2#	1	2
1952-53	Boston	46	25	.648	3#	3	3
1953-54	Boston	42	30	.583	2T#	2	4
1954-55	Boston	36	36	.500	3#	3	4
1955-56	Boston	39	33	.542	2#	1	2
1956-57	Boston	44	28	.611	1*#	7	3
1957-58	Boston	49	23	.681	1#	6	5
1958-59	Boston	52	20	.722	1*#	8	3
1959-60	Boston	59	16	.787	1*#	8	5
1960-61	Boston	57	22	.722	1*#	8	2
1961-62	Boston	60	20	.750	1*#	8	6
1962-63	Boston	58	22	.725	1*#	8	5
1963-64	Boston	59	21	.738	1*#	8	2
1964-65	Boston	62	18	.775	1*#	8	4
1965-66	Boston	54	26	.675	2*#	11	6
<b>TOTALS</b>		<b>938</b>	<b>479</b>	<b>.662</b>		<b>99</b>	<b>69</b>

\*Won NBA Championship #Eastern Division +Western Division

**YEAR G MIN FGM FGA PCT FTM FTA PCT OFF DEF TOT AST PF-DQ ST BL PTS AVG**

**ALAA ABDELNABY [#4] 6'10" 240 LBS 06/24/68 DUKE '90**

>> Transactions: Acquired from the Milwaukee Bucks in exchange for Jon Barry on December 4, 1992 (also played 12 games for Milwaukee in 1992-93)...Signed as a free agent by the Sacramento Kings on July 26, 1994.

92-93	63	1152	219	417	.525	76	100	.760	114	186	300	17	165-0	19	22	514	8.2
93-94	13	159	24	55	.436	16	25	.640	12	34	46	3	20-0	2	3	64	4.9
<b>TOTALS</b>	<b>76</b>	<b>1311</b>	<b>243</b>	<b>472</b>	<b>.515</b>	<b>92</b>	<b>125</b>	<b>.736</b>	<b>126</b>	<b>220</b>	<b>346</b>	<b>20</b>	<b>185-0</b>	<b>21</b>	<b>25</b>	<b>578</b>	<b>7.6</b>

Three-Point Field Goals: None Attempted.

**PLAYOFF RECORD**

92-93	4	68	11	24	.458	0	0	.000	2	11	13	1	7-0	0	1	22	5.5
-------	---	----	----	----	------	---	---	------	---	----	----	---	-----	---	---	----	-----

Three-Point Field Goals: None Attempted.

**ZAID ABDUL-AZIZ [#54] 6'9" 235 LBS 04/07/46 IOWA STATE '68**

>> Transactions: Signed by Boston as a free agent on February 14, 1978...Waived on February 24, 1978.

77-78	2	24	3	13	.231	2	3	.667	6	9	15	3	4-0	1	1	8	4.0
-------	---	----	---	----	------	---	---	------	---	---	----	---	-----	---	---	---	-----

**MARK ACRES [#42] 6'11" 225 LBS 11/15/62 ORAL ROBERTS '85**

>> Transactions: Signed by Boston as a free agent on March 7, 1987...Selected from Boston by Orlando in the NBA expansion draft on June 15, 1989.

87-88	79	1151	108	203	.532	71	111	.640	105	165	270	42	198-2	29	27	287	3.6
88-89	62	632	55	114	.482	26	48	.542	59	87	146	19	94-0	19	6	137	2.2
<b>TOTALS</b>	<b>141</b>	<b>1783</b>	<b>163</b>	<b>317</b>	<b>.514</b>	<b>97</b>	<b>159</b>	<b>.610</b>	<b>164</b>	<b>252</b>	<b>416</b>	<b>61</b>	<b>292-2</b>	<b>48</b>	<b>33</b>	<b>424</b>	<b>3.0</b>

Three-Point Field Goals: 1988-89, 1-for-1 (1.000).

**PLAYOFF RECORD**

87-88	17	158	14	26	.538	9	18	.500	14	22	36	2	33-0	1	1	37	2.2
88-89	2	2	0	1	.000	0	0	.000	0	1	1	0	0-0	0	0	0	0.0
<b>TOTALS</b>	<b>19</b>	<b>160</b>	<b>14</b>	<b>27</b>	<b>.519</b>	<b>9</b>	<b>18</b>	<b>.500</b>	<b>14</b>	<b>23</b>	<b>37</b>	<b>2</b>	<b>33-0</b>	<b>1</b>	<b>1</b>	<b>37</b>	<b>1.9</b>

Three-Point Field Goals: 1987-88, 0-for-1 (0.000); 1988-89, 0-for-1 (0.000). Totals: 0-for-2 (0.000).

**DANNY AINGE [#44] 6'5" 185 LBS 03/17/59 BRIGHAM YOUNG '81**

>> Transactions: Second round draft choice (31<sup>st</sup> pick overall) in 1981...Traded with Brad Lohaus to the Sacramento Kings for Ed Pinckney and Joe Kleine on February 23, 1989 (also played 28 games for Sacramento in 1988-89).

81-82	53	564	79	221	.357	56	65	.862	25	31	56	87	86-1	37	3	219	4.1
82-83	80	2048	357	720	.496	72	97	.742	83	131	214	251	259-2	109	6	791	9.9
83-84	71	1154	166	361	.460	46	56	.821	29	87	116	162	143-2	41	4	384	5.4
84-85	75	2564	419	792	.529	118	136	.868	76	192	268	399	228-4	122	6	971	12.9
85-86	80	2407	353	701	.504	123	136	.904	47	188	235	405	204-4	94	7	855	10.7
86-87	71	2499	410	844	.486	148	165	.897	49	193	242	400	189-3	101	14	1053	14.8
87-88	81	3018	482	982	.491	158	180	.878	59	190	249	503	203-1	115	17	1270	15.7
88-89	45	1349	271	589	.460	114	128	.891	37	117	154	215	108-0	52	1	714	15.9
<b>TOTALS</b>	<b>556</b>	<b>15603</b>	<b>2537</b>	<b>5210</b>	<b>.487</b>	<b>835</b>	<b>963</b>	<b>.867</b>	<b>405</b>	<b>1129</b>	<b>1534</b>	<b>2422</b>	<b>1420-17</b>	<b>671</b>	<b>58</b>	<b>6257</b>	<b>11.3</b>

Three-Point Field Goals: 1981-82, 5-for-17 (.294); 1982-83, 5-for-29 (.172); 1983-84, 6-for-22 (.273); 1984-85, 15-for-56 (.268); 1985-86, 26-for-73 (.356); 1986-87, 85-for-192 (.443); 1987-88, 148-for-357 (.415); 1988-89, 58-for-155 (.374). Totals: 348-for-901 (.386).

**PLAYOFF RECORD**

81-82	10	129	19	45	.422	10	13	.769	6	7	13	11	21-0	2	1	50	5.0
82-83	7	201	28	72	.389	8	11	.727	2	12	14	25	24-0	5	1	66	9.4
83-84	19	253	41	90	.456	7	10	.700	4	12	-	38	36-0	9	2	91	4.8
84-85	21	687	97	208	.466	30	39	.769	20	38	58	121	76-1	32	1	231	11.0
85-86	18	652	107	193	.554	52	60	.867	22	54	76	93	57-0	41	1	280	15.6
86-87	20	762	116	238	.487	31	36	.861	13	39	52	92	62-0	24	4	295	14.8
87-88	17	670	71	184	.386	37	42	.881	15	38	53	109	64-2	9	1	198	11.6
<b>TOTALS</b>	<b>112</b>	<b>3354</b>	<b>479</b>	<b>1030</b>	<b>.465</b>	<b>175</b>	<b>211</b>	<b>.829</b>	<b>82</b>	<b>200</b>	<b>282</b>	<b>486</b>	<b>340-3</b>	<b>122</b>	<b>11</b>	<b>1211</b>	<b>10.8</b>

Three-Point Field Goals: 1981-82, 2-for-4 (.500); 1982-83, 2-for-5 (.400); 1983-84, 2-for-9 (.222); 1984-85, 7-for-16 (.438); 1985-86, 14-for-34 (.412); 1986-87, 32-for-73 (.438); 1987-88, 19-for-57 (.333). Totals: 78-for-198 (.394).

YEAR G MIN FGM FGA PCT FTM FTA PCT OFF DEF TOT AST PF-DQ ST BL PTS AVG

**TONY ALLEN [#42] 6'4" 213 LBS 01/11/82 OKLAHOMA STATE '04**

>> Transactions: First round draft choice (25<sup>th</sup> pick overall) in the 2004 NBA Draft.

04-05	73	1262	184	387	.475	112	152	.737	85	136	221	64	156-2	76	24	492	6.4
05-06	51	978	129	274	.471	100	134	.746	32	79	111	67	126-0	51	18	369	7.2
06-07	33	805	133	259	.514	105	134	.784	35	89	124	56	87-0	49	12	379	11.5
07-08	75	1373	169	388	.436	138	181	.762	34	134	168	114	168-1	62	21	494	6.6
08-09	46	887	137	284	.482	79	109	.725	22	82	104	66	98-1	54	22	359	7.8
09-10	54	888	129	253	.510	72	119	.605	52	93	145	72	109-1	57	19	330	6.1
<b>TOTALS</b>	<b>336</b>	<b>6192</b>	<b>881</b>	<b>1846</b>	<b>.477</b>	<b>606</b>	<b>829</b>	<b>.731</b>	<b>260</b>	<b>613</b>	<b>873</b>	<b>439</b>	<b>744-5</b>	<b>351</b>	<b>117</b>	<b>2423</b>	<b>7.2</b>

Three-Point Field Goals: 2004-05, 12-for-31 (.387); 2005-06, 11-for-34 (.324); 2006-07, 8-for-33 (.242); 2007-08, 18-for-57 (.316); 2008-09, 6-for-27 (.222); 2009-10, 0-for-5 (.000). Totals: 55-for-187 (.294).

**PLAYOFF RECORD**

04-05	7	90	8	18	.444	3	7	.429	4	8	12	2	17-1	3	2	19	2.7
07-08	15	65	9	16	.563	2	5	.408	1	2	3	3	5-0	2	0	20	1.3
08-09	10	60	4	8	.500	1	1	1.000	1	8	9	3	4-0	2	0	9	0.9
09-10	24	391	47	98	.480	28	36	.778	13	28	41	17	58-0	25	14	122	5.1
<b>TOTALS</b>	<b>56</b>	<b>604</b>	<b>68</b>	<b>140</b>	<b>.481</b>	<b>34</b>	<b>49</b>	<b>.694</b>	<b>19</b>	<b>46</b>	<b>65</b>	<b>25</b>	<b>84-1</b>	<b>32</b>	<b>16</b>	<b>170</b>	<b>3.0</b>

Three-Point Field Goals: 2004-05, 0-for-0 (.000); 2007-08, 0-for-1 (.001); 2008-09, 0-for-0 (.000); 2009-10, 0-for-5 (.000). Totals: 0-for-6 (.000).

**JEROME ANDERSON [#42] 6'5" 195 LBS 10/09/53 WEST VIRGINIA '75**

>> Transactions: Third round draft choice (53<sup>rd</sup> pick overall) in 1975...Waived on October 20, 1976.

75-76	22	126	25	45	.556	11	16	.688	4	9	13	6	25-0	3	3	61	2.8
-------	----	-----	----	----	------	----	----	------	---	---	----	---	------	---	---	----	-----

**PLAYOFF RECORD**

75-76	4	5	1	3	.333	0	0	.000	1	0	1	1	1-0	0	0	2	0.5
-------	---	---	---	---	------	---	---	------	---	---	---	---	-----	---	---	---	-----

**KENNY ANDERSON [#7] 6'1" 168 LBS 10/09/70 GEORGIA TECH '90**

>> Transactions: Acquired from the Toronto Raptors with Zan Tabak and Popeye Jones to Boston for Chauncey Billups, Dee Brown, John Thomas and Roy Rogers on February 18, 1998...Traded by Boston with Vitaly Potapenko and Joseph Forte to Seattle SuperSonics for Vin Baker and Shammond Williams on July 22, 2002.

97-98	16	386	64	147	.435	41	49	.837	3	36	39	100	36-0	26	0	179	11.2
98-99	34	1010	161	357	.451	84	101	.832	24	79	103	193	78-1	33	2	412	12.1
99-00	82	2593	434	986	.440	196	253	.775	55	170	225	420	230-4	139	8	1149	14.0
00-01	33	849	88	227	.388	59	71	.831	16	57	73	134	62-0	44	2	246	7.5
01-02	76	2430	312	716	.436	98	132	.742	57	218	275	403	210-4	141	10	731	9.6
<b>TOTALS</b>	<b>241</b>	<b>7268</b>	<b>1059</b>	<b>2433</b>	<b>.435</b>	<b>478</b>	<b>606</b>	<b>.789</b>	<b>155</b>	<b>560</b>	<b>715</b>	<b>1250</b>	<b>616-9</b>	<b>383</b>	<b>22</b>	<b>2717</b>	<b>11.3</b>

Three-Point Field Goals: 1997-98, 10-for-27 (.370); 1998-99, 6-for-24 (.250); 1999-00, 85-for-220 (.386); 2000-01, 11-for-33 (.333); 2001-02, 9-for-33 (.273). Totals: 121-for-337 (.359).

**PLAYOFF RECORD**

01-02	16	560	82	197	.416	28	35	.800	13	37	50	76	58-1	21	0	192	12.0
-------	----	-----	----	-----	------	----	----	------	----	----	----	----	------	----	---	-----	------

Three-Point Field Goals: None Attempted.

**NATE ARCHIBALD [#7] 6'1" 165 LBS 09/02/48 AZ WSTRN/TX-EL PASO '70**

>> Transactions: Acquired from the San Diego Clippers with Marvin Barnes, Billy Knight and two second round draft choices for Kermitt Washington, Kevin Kunnert, Sidney Wicks and the draft rights to Freeman Williams on August 4, 1978...Waived on July 22, 1983.

78-79	69	1662	259	573	.452	242	307	.788	25	78	103	324	132-2	55	6	760	11.0
79-80	80	2864	383	794	.482	361	435	.830	59	138	197	671	218-2	106	10	1131	14.1
80-81	80	2820	382	766	.499	342	419	.816	36	140	176	618	201-1	75	18	1106	13.8
81-82	68	2167	308	652	.472	236	316	.747	25	91	116	541	131-1	52	3	858	12.6
82-83	66	1811	235	553	.425	220	296	.743	25	66	91	409	110-1	38	4	695	10.5
<b>TOTALS</b>	<b>363</b>	<b>11324</b>	<b>1567</b>	<b>3338</b>	<b>.469</b>	<b>1401</b>	<b>1773</b>	<b>.790</b>	<b>170</b>	<b>513</b>	<b>683</b>	<b>2563</b>	<b>792-7</b>	<b>326</b>	<b>41</b>	<b>4550</b>	<b>12.5</b>

Three-Point Field Goals: 1979-80, 1-for-2 (.500); 1980-81, 0-for-9 (.000); 1981-82, 6-for-16 (.375); 1982-83, 5-for-24 (.208). Totals: 15-for-67 (.224).

**PLAYOFF RECORD**

79-80	9	332	45	89	.506	37	42	.881	3	8	11	71	28-1	10	0	128	14.2
80-81	17	630	95	211	.450	76	94	.809	6	22	28	107	39-0	13	0	266	15.6
81-82	8	277	30	70	.429	25	28	.893	1	16	17	52	21-0	5	2	85	10.6
82-83	7	161	22	68	.324	22	29	.759	3	7	10	44	12-0	2	0	67	9.6
<b>TOTALS</b>	<b>41</b>	<b>1400</b>	<b>192</b>	<b>438</b>	<b>.438</b>	<b>160</b>	<b>193</b>	<b>.829</b>	<b>13</b>	<b>53</b>	<b>66</b>	<b>274</b>	<b>100-1</b>	<b>30</b>	<b>2</b>	<b>546</b>	<b>13.3</b>

Three-Point Field Goals: 1979-80, 1-for-2 (.500); 1980-81, 0-for-5 (.000); 1981-82, 0-for-4 (.000); 1982-83, 1-for-6 (.167). Totals: 2-for-17 (.118).

YEAR G MIN FGM FGA PCT FTM FTA PCT OFF DEF TOT AST PF-DQ ST BL PTS AVG

**JIM ARD [#34] 6'9" 230 LBS 09/19/48 CINCINNATI '70**

>> Transactions: Signed as a free agent on October 3, 1974...Waived on November 8, 1977.

74-75	59	719	89	266	.335	48	65	.738	59	140	199	40	96-2	13	32	226	3.8
75-76	81	853	107	294	.364	71	100	.710	96	193	289	48	141-2	12	36	285	3.5
76-77	63	969	96	254	.378	49	76	.645	77	219	296	53	128-1	18	28	241	3.8
77-78	1	9	0	1	.000	1	2	.500	1	3	4	1	1-0	0	0	1	1.0
<b>TOTALS</b>	<b>204</b>	<b>2550</b>	<b>292</b>	<b>815</b>	<b>.358</b>	<b>169</b>	<b>243</b>	<b>.695</b>	<b>233</b>	<b>555</b>	<b>788</b>	<b>142</b>	<b>366-5</b>	<b>43</b>	<b>96</b>	<b>753</b>	<b>3.7</b>

**PLAYOFF RECORD**

74-75	5	14	1	8	.125	0	0	.000	2	0	2	1	5-0	0	1	2	0.4
75-76	16	110	13	29	.448	11	14	.786	10	16	26	8	29-0	1	3	37	2.3
<b>TOTALS</b>	<b>21</b>	<b>124</b>	<b>14</b>	<b>37</b>	<b>.378</b>	<b>11</b>	<b>14</b>	<b>.786</b>	<b>12</b>	<b>16</b>	<b>28</b>	<b>9</b>	<b>34-0</b>	<b>1</b>	<b>4</b>	<b>39</b>	<b>1.9</b>

**CARLOS ARROYO [#45] 6'2" 200 LBS 07/30/79 FLORIDA INTERNATIONAL '01**

>> Transactions: Signed as a free agent on March 6, 2011.

10-11	15	190	11	35	.314	11	12	.917	7	16	23	25	11-0	7	0	36	2.4
-------	----	-----	----	----	------	----	----	------	---	----	----	----	------	---	---	----	-----

Three-Point Field Goals: 3-for-5 (.600).

**PLAYOFF RECORD**

10-11 Did Not Play  
Three-Point Field Goals: None attempted

**CHUCKY ATKINS [#7] 5'11" 160 LBS 08/14/74 SOUTH FLORIDA '96**

>> Transactions: Acquired from the Detroit Pistons along with Lindsey Hunter, Detroit's 2004 first round draft choice and cash for Mike James to Detroit and Chris Mills to Atlanta on February 19, 2004...Traded to the Los Angeles Lakers with Chris Mihm and Jumaane Jones for Gary Payton, Rick Fox and a conditional first round draft choice on August 13, 2004.

03-04	24	793	104	249	.418	42	54	.778	3	42	45	128	42-0	26	1	289	12.0
-------	----	-----	-----	-----	------	----	----	------	---	----	----	-----	------	----	---	-----	------

Three-Point Field Goals: 39-for-111 (.351).

**PLAYOFF RECORD**

03-04	4	133	17	39	.436	17	19	.895	3	11	14	15	2-0	3	0	54	13.5
-------	---	-----	----	----	------	----	----	------	---	----	----	----	-----	---	---	----	------

Three-Point Field Goals: 3-for-10 (.300).

**DENNIS AWTRY [#34] 6'10" 240 LBS 02/22/48 SANTA CLARA '70**

>> Transactions: Acquired from the Phoenix Suns for cash and a future draft choice on October 11, 1978...Traded to the Seattle SuperSonics for cash and a future draft choice on January 17, 1979.

78-79	23	247	17	44	.386	16	20	.800	13	34	47	20	37-0	3	6	50	2.2
-------	----	-----	----	----	------	----	----	------	----	----	----	----	------	---	---	----	-----

**JOHN BACH [#17] 6'2" 180 LBS 07/10/24 FORDHAM '48**

48-49	34		34	119	.286	51	75	.680				25	24-1			119	3.5
-------	----	--	----	-----	------	----	----	------	--	--	--	----	------	--	--	-----	-----

**JOHN BAGLEY [#5] 6'0" 205 LBS 04/23/60 BOSTON COLLEGE '83**

>> Transactions: Acquired from the New Jersey Nets for 1991 and 1993 second round draft choices on October 5, 1989...Became a free agent after the 1992-93 season.

89-90	54	1095	100	218	.459	29	39	.744	26	63	89	296	77-0	40	4	230	4.3
90-91									<b>INJURED</b>								
91-92	73	1742	223	506	.441	68	95	.716	38	123	161	480	123-1	57	4	524	7.2
92-93	10	97	9	25	.360	5	6	.833	1	6	7	20	11-0	2	0	23	2.3
<b>TOTALS</b>	<b>137</b>	<b>2934</b>	<b>332</b>	<b>749</b>	<b>.443</b>	<b>102</b>	<b>140</b>	<b>.729</b>	<b>65</b>	<b>192</b>	<b>257</b>	<b>796</b>	<b>211-1</b>	<b>99</b>	<b>8</b>	<b>777</b>	<b>5.7</b>

Three-Point Field Goals: 1989-90, 1-for-18 (.056); 1991-92, 10-for-42 (.238); 1992-93, 0-for-1 (.000). Totals: 11-for-61 (.180).

**PLAYOFF RECORD**

89-90	5	70	8	15	.533	3	4	.750	3	1	4	17	9-0	4	1	19	3.8
90-91									<b>INJURED</b>								
91-92	10	308	42	95	.442	26	37	.703	8	19	27	85	17-0	9	1	111	11.1
92-93	0	0	0	0	.000	0	0	.000	0	0	0	0	0-0	0	0	0	0.0
<b>TOTALS</b>	<b>15</b>	<b>378</b>	<b>50</b>	<b>110</b>	<b>.455</b>	<b>29</b>	<b>41</b>	<b>.707</b>	<b>11</b>	<b>20</b>	<b>31</b>	<b>102</b>	<b>26-0</b>	<b>13</b>	<b>2</b>	<b>130</b>	<b>8.7</b>

Three-Point Field Goals: 1989-90, 0-for-1 (.000); 1990-91, None Attempted; 1991-92, 1-for-4 (.250). Totals: 1-for-5 (.200).

YEAR	G	MIN	FGM	FGA	PCT	FTM	FTA	PCT	OFF	DEF	TOT	AST	PF-DQ	ST	BL	PTS	AVG
------	---	-----	-----	-----	-----	-----	-----	-----	-----	-----	-----	-----	-------	----	----	-----	-----

**VIN BAKER [#42]****6'11" 250 LBS 11/23/71****HARTFORD '93**

&gt;&gt; Transactions: Acquired from the Seattle SuperSonics with Shammond Williams for Kenny Anderson, Joseph Forte and Vitaly Potapenko on July 22, 2002...Became a free agent on February 18, 2004.

02-03	52	942	99	207	.478	72	107	.673	90	108	198	29	146-1	22	30	270	5.2
03-04	37	1000	168	333	.505	82	112	.732	76	134	210	54	98-1	22	23	418	11.3
<b>TOTALS</b>	<b>89</b>	<b>1942</b>	<b>267</b>	<b>540</b>	<b>.494</b>	<b>154</b>	<b>219</b>	<b>.703</b>	<b>166</b>	<b>242</b>	<b>408</b>	<b>83</b>	<b>244-2</b>	<b>44</b>	<b>53</b>	<b>688</b>	<b>7.7</b>

Three-Point Field Goals: 2002-03, 0 for 4 (.000); 2003-04, 0 for 1 (.000). Totals: 0-for-5 (.000).

**MARCUS BANKS [#11]****6'2" 200 LBS 11/19/81****UNLV '03**

&gt;&gt; Transactions: Draft rights acquired from the Memphis Grizzlies along with the draft rights to Kendrick Perkins, in exchange for the draft rights to Troy Bell and Dahntay Jones on June 26, 2003...Traded to the Minnesota Timberwolves along with Mark Blount, Ricky Davis and Justin Reed and two conditional second draft choices for Wally Szczerbiak, Michael Olowokandi, Dwayne Jones and a future first round draft choice on January 26, 2006.

03-04	81	1385	177	442	.400	99	131	.756	30	103	133	175	171-2	88	13	480	5.9
04-05	81	1145	115	286	.402	121	163	.742	29	97	126	155	146-2	63	13	372	4.6
05-06	18	269	33	80	.413	27	30	.900	4	15	19	32	38-0	7	0	99	5.5
<b>TOTALS</b>	<b>180</b>	<b>2799</b>	<b>325</b>	<b>808</b>	<b>.402</b>	<b>247</b>	<b>324</b>	<b>.762</b>	<b>63</b>	<b>215</b>	<b>278</b>	<b>362</b>	<b>355-4</b>	<b>158</b>	<b>26</b>	<b>951</b>	<b>5.3</b>

Three-Point Field Goals: 2003-04, 27-for-86 (.314); 2004-05, 21-for-59 (.356); 2005-06, 6-for-9 (.316). Totals: 54-for-154 (.350).

**PLAYOFF RECORD**

03-04	4	60	7	16	.438	4	4	1.000	1	6	7	7	9-0	2	1	20	5.0
04-05	7	106	13	29	.448	3	6	.500	1	10	11	7	16-0	4	0	32	4.6
<b>TOTALS</b>	<b>11</b>	<b>166</b>	<b>20</b>	<b>45</b>	<b>.444</b>	<b>7</b>	<b>10</b>	<b>.700</b>	<b>2</b>	<b>16</b>	<b>18</b>	<b>14</b>	<b>25-0</b>	<b>6</b>	<b>1</b>	<b>52</b>	<b>4.7</b>

Three-Point Field Goals: 2003-04, 2-for-5 (.400); 2004-05, 3-for-6 (.500). Totals: 5-for-11 (.455).

**TOM BARKER [#35]****6'11" 230 LBS 03/11/55****HAWAII '76**

&gt;&gt; Transactions: Signed as a free agent on January 19, 1979...Traded to the New York Knicks to complete the earlier trade of Bob McAdoo to Boston for future draft choices on February 14, 1979 (also played 22 games for New York and 3 games for Houston in 1978-79).

78-79	12	131	21	48	.438	11	15	.733	12	18	30	6	26-0	4	4	53	4.4
-------	----	-----	----	----	------	----	----	------	----	----	----	---	------	---	---	----	-----

**DON BARKSDALE [#7, #17]****6'6" 200 LBS 03/31/23 D: 03/18/93****UCLA '47**

53-54	63	1358	156	415	.376	149	225	.662			345	117	213-4			461	7.3
54-55	72	1790	267	699	.382	220	338	.651			545	129	225-7			754	10.5
<b>TOTALS</b>	<b>135</b>	<b>3148</b>	<b>423</b>	<b>1114</b>	<b>.380</b>	<b>369</b>	<b>563</b>	<b>.655</b>			<b>890</b>	<b>246</b>	<b>438-11</b>			<b>1215</b>	<b>9.0</b>

**PLAYOFF RECORD**

53-54	6	106	11	36	.306	8	11	.727			27	7	23-2			30	5.0
54-55	7	122	18	40	.450	18	21	.857			35	10	17-1			54	7.7
<b>TOTALS</b>	<b>13</b>	<b>228</b>	<b>29</b>	<b>76</b>	<b>.382</b>	<b>26</b>	<b>32</b>	<b>813</b>			<b>62</b>	<b>17</b>	<b>40-3</b>			<b>84</b>	<b>6.4</b>

**JIM BARNES [#28]****6'8" 240 LBS 04/13/41 D: 09/14/02 TEXAS WESTERN '64**

&gt;&gt; Transactions: Sold by the Chicago Bulls to Boston on December 1, 1968 (also played 10 games for Chicago in 1968-69)...Sold to the Baltimore Bullets on October 2, 1970.

68-69	49	595	92	202	.455	65	92	.707			194	27	107-2			249	5.1
69-70	77	1049	178	434	.410	95	128	.742			350	52	229-4			451	5.9
<b>TOTALS</b>	<b>126</b>	<b>1644</b>	<b>270</b>	<b>636</b>	<b>.425</b>	<b>160</b>	<b>220</b>	<b>.727</b>			<b>544</b>	<b>79</b>	<b>336-6</b>			<b>700</b>	<b>5.6</b>

**MARVIN BARNES [#27]****6'9" 225 LBS 07/27/52****PROVIDENCE '74**

&gt;&gt; Transactions: Acquired from the San Diego Clippers with Nate Archibald, Billy Knight and future draft choices for Kermit Washington, Kevin Kunnert, Sidney Wicks and the rights to Freeman Williams on August 4, 1978...Waived on February 7, 1979.

78-79	38	796	133	271	.491	43	66	.652	57	120	177	53	144-3	38	39	309	8.1
-------	----	-----	-----	-----	------	----	----	------	----	-----	-----	----	-------	----	----	-----	-----

**JIM BARNETT [#11]****6'4" 180 LBS 07/07/44****OREGON '66**>> Transactions: First round draft choice (8<sup>th</sup> pick overall) in 1966 NBA Draft...Selected by the San Diego Clippers in the expansion draft on May 1, 1967.

66-67	48	383	78	211	.370	42	62	.677			53	41	61-0			198	4.1
-------	----	-----	----	-----	------	----	----	------	--	--	----	----	------	--	--	-----	-----

**PLAYOFF RECORD**

66-67	5	26	6	21	.286	2	2	1.000			4	1	5-0			14	2.8
-------	---	----	---	----	------	---	---	-------	--	--	---	---	-----	--	--	----	-----

YEAR G MIN FGM FGA PCT FTM FTA PCT OFF DEF TOT AST PF-DQ ST BL PTS AVG

**ERNIE BARRETT [#23] 6'3" 180 LBS 12/27/29 KANSAS STATE '51**

>> Transactions: First round draft choice in 1951 NBA Draft.

53-54	59	641	60	191	.314	14	25	.560			100	55	116-2			134	2.3
55-56	72	1451	207	533	.388	93	118	.788			243	174	184-4			507	7.0
<b>TOTALS</b>	<b>131</b>	<b>2092</b>	<b>267</b>	<b>724</b>	<b>.369</b>	<b>107</b>	<b>143</b>	<b>.748</b>			<b>343</b>	<b>229</b>	<b>300-6</b>			<b>641</b>	<b>4.9</b>

**PLAYOFF RECORD**

53-54	6	63	3	20	.150	2	2	1.000			6	4	14-0			8	1.3
55-56	3	43	4	13	.308	3	3	1.000			7	4	7-0			11	3.7
<b>TOTALS</b>	<b>9</b>	<b>106</b>	<b>7</b>	<b>33</b>	<b>.212</b>	<b>5</b>	<b>5</b>	<b>1.000</b>			<b>13</b>	<b>8</b>	<b>21-0</b>			<b>19</b>	<b>2.1</b>

**DANA BARROS [#11, #13] 5'11" 163 LBS 04/13/67 BOSTON COLLEGE '89**

>> Transactions: Signed as an unrestricted free agent on September 22, 1995...Traded to the Dallas Mavericks as part of a four-team deal in which Boston received Robert Pack, John Williams and cash considerations from Dallas and a conditional first-round draft choice from the Utah Jazz, Dallas received Billy Curley from the Golden State Warriors and Howard Easley from Utah, Utah received Donyell Marshall from Golden State and Bruno Sundov from Dallas, and Golden State received Danny Fortson from Boston and Adam Keefe from Utah on August 16, 2000...Signed for remainder of the season on April 14, 2004.

95-96	80	2328	379	806	.470	130	147	.884	21	171	192	306	116-1	58	3	1038	13.0
96-97	24	708	110	253	.435	37	43	.860	5	43	48	81	34-0	26	6	300	12.5
97-98	80	1686	281	609	.461	122	144	.847	28	125	153	286	124-0	83	6	784	9.8
98-99	50	1156	168	371	.453	64	73	.877	16	89	105	208	64-1	52	5	464	9.3
99-00	72	1139	196	435	.451	66	76	.868	13	86	99	133	80-0	31	4	517	7.2
03-04	1	11	2	3	.667	2	2	1.000	0	0	0	0	2-0	0	0	6	6.0
<b>TOTALS</b>	<b>307</b>	<b>7028</b>	<b>1136</b>	<b>2477</b>	<b>.459</b>	<b>421</b>	<b>485</b>	<b>.868</b>	<b>83</b>	<b>514</b>	<b>597</b>	<b>1014</b>	<b>420-2</b>	<b>250</b>	<b>24</b>	<b>3109</b>	<b>10.1</b>

Three-Point Field Goals: 1995-96, 150-for-368 (.408); 1996-97, 43-for-105 (.410); 1997-98, 100-for-246 (.407); 1998-99, 64-for-160 (.400); 1999-00, 59-for-144 (.410); 2003-04, None Attempted; Totals: 416-for-1023 (.406).

**TONY BATTIE [#4] 6'11" 240 LBS 02/11/76 TEXAS TECH '88**

>> Transactions: Acquired from the Los Angeles Lakers for Travis Knight on January 21, 1999...Traded with Kedrick Brown and Eric Williams for Ricky Davis, Chris Mihm, Michael Stewart and a second round draft choice on December 15, 2003.

98-99	50	1121	147	283	.519	41	61	.672	96	204	300	53	159-1	29	71	335	6.7
99-00	82	1505	219	459	.477	102	151	.675	152	258	410	63	249-4	47	70	541	6.6
00-01	40	845	108	201	.537	44	69	.638	73	160	233	16	126-3	27	60	260	6.5
01-02	74	1819	211	390	.541	88	130	.677	184	297	481	35	219-3	60	67	510	6.9
02-03	67	1683	199	369	.539	88	118	.746	148	285	433	49	197-2	33	81	487	7.3
03-04	23	501	56	117	.479	23	33	.697	39	79	118	21	55-0	8	20	136	5.9
<b>TOTALS</b>	<b>336</b>	<b>7474</b>	<b>1087</b>	<b>1819</b>	<b>.598</b>	<b>386</b>	<b>562</b>	<b>.687</b>	<b>692</b>	<b>1283</b>	<b>1975</b>	<b>237</b>	<b>1005-3</b>	<b>204</b>	<b>369</b>	<b>2269</b>	<b>6.8</b>

Three-Point Field Goals: 1998-99, 0-for-3 (.000); 1999-00, 1-for-8 (.125); 2000-01, 0-for-3 (.000); 2001-02, 0-for-2 (.000); 2002-03, 1-for-5 (.200); 2003-04, 1-for-1 (1.000). Totals 3-for-22 (.137)

**PLAYOFF RECORD**

01-02	16	443	42	86	.488	13	21	.619	39	82	121	13	51-1	10	30	97	6.1
02-03	10	213	31	55	.564	4	8	.500	13	36	49	5	42-1	4	14	66	6.6
<b>TOTALS</b>	<b>26</b>	<b>656</b>	<b>73</b>	<b>141</b>	<b>.518</b>	<b>17</b>	<b>29</b>	<b>.586</b>	<b>52</b>	<b>118</b>	<b>170</b>	<b>18</b>	<b>93-2</b>	<b>14</b>	<b>44</b>	<b>163</b>	<b>10.2</b>

Three-Point Field Goals: 2001-02, None Attempted; 2002-03, 0-for-3 (.000).

**KENNY BATTLE [#8] 6'6" 210 LBS 10/10/64 ILLINOIS '89**

>> Transactions: Signed to the first of two ten-day contracts on January 8, 1992 (also played 8 games for Golden State in 1991-92)...Signed as a free agent on September 16, 1992...Waived on December 4, 1992.

91-92	8	46	3	4	.750	8	8	1.000	3	6	9	0	4-0	1	0	14	1.8
92-93	3	29	6	13	.462	2	2	1.000	7	4	11	2	2-0	1	0	14	4.7
<b>TOTALS</b>	<b>11</b>	<b>75</b>	<b>9</b>	<b>17</b>	<b>.529</b>	<b>10</b>	<b>10</b>	<b>1.000</b>	<b>10</b>	<b>10</b>	<b>20</b>	<b>2</b>	<b>6-0</b>	<b>2</b>	<b>0</b>	<b>28</b>	<b>2.5</b>

Three-Point Field Goals: 1992-93, 0-for-1 (.000).

**MOE BECKER [#5] 6'1" 185 LBS 02/24/17 D: 01/09/96 DUQUESNE '41**

46-47	6	5	22	.227	3	4	.750				1	15				13	2.2
-------	---	---	----	------	---	---	------	--	--	--	---	----	--	--	--	----	-----

Also played 17 games for Pittsburgh and 20 for Detroit in 1946-47.

**HANK BEENDERS [#6] 6'6" 185 LBS 06/02/16 D: 10/25/03 LONG ISLAND '42**

48-49	8	6	28	.214	7	9	.778				3	9				19	2.4
-------	---	---	----	------	---	---	------	--	--	--	---	---	--	--	--	----	-----

**BOB BIGELOW [#34, #52] 6'7" 215 LBS 12/26/53 PENN '75**

>> Transactions: Signed as a free agent on February 24, 1978 (also played 1 game for Kansas City in 1977-78)...Released on March 6, 1978...Re-signed on September 15, 1978...Waived on October 3, 1978.

77-78	4	17	3	12	.250	0	0	.000	1	3	4	0	1-0	0	0	6	1.5
-------	---	----	---	----	------	---	---	------	---	---	---	---	-----	---	---	---	-----

YEAR G MIN FGM FGA PCT FTM FTA PCT OFF DEF TOT AST PF-DQ ST BL PTS AVG

**CHAUNCEY BILLUPS [#4] 6'3" 202 LBS 09/25/76 COLORADO '99**

>> Transactions: First round draft choice (3<sup>rd</sup> pick overall) in 1997 NBA Draft...Traded to the Toronto Raptors with Dee Brown, John Thomas and Roy Rogers for Kenny Anderson, Zan Tabak and Popeye Jones on February 18, 1998.

97-98 51 1296 177 454 .390 147 180 .817 40 73 113 217 118-1 77 2 565 11.1  
Three-Point Field Goals: 1997-98: 64-for-189 (.339).

**DAVE BING [#44] 6'3" 180 LBS 11/29/43 SYRACUSE '66**

>> Transactions: Signed as a free agent on September 28, 1977...Not re-signed after the 1977 season and retired.

77-78 80 2256 422 940 .449 244 296 .824 76 136 212 300 247-2 79 18 1088 13.6

**LARRY BIRD [#33] 6'9" 220 LBS 12/07/56 INDIANA STATE '79**

>> Transactions: First round draft choice, as a junior eligible, (6<sup>th</sup> pick overall) in 1978 NBA Draft...Retired after the 1991-92 season.

79-80 82 2955 693 1463 .474 301 360 .836 216 636 852 370 279-4 143 53 1745 21.3  
80-81 82 3239 719 1503 .478 283 328 .863 191 704 895 451 239-2 161 63 1741 21.2  
81-82 77 2925 711 1414 .503 328 380 .863 200 637 837 447 244-0 143 66 1761 22.9  
82-83 79 2982 747 1481 .504 351 418 .840 193 677 870 458 197-0 148 71 1867 23.6  
83-84 79 3028 758 1542 .492 374 421 .888 181 615 796 520 197-0 144 69 1908 24.2  
84-85 80 3161 918 1760 .522 403 457 .882 164 678 842 531 208-0 129 98 2295 28.7  
85-86 82 3115 796 1606 .496 441 492 .896 190 615 805 557 182-0 166 51 2115 25.8  
86-87 74 3005 786 1497 .525 414 421 .910 124 558 682 566 185-3 135 70 2076 28.1  
87-88 76 2965 881 1672 .527 415 453 .916 108 595 703 467 157-0 125 57 2275 29.9  
88-89 6 189 49 104 .471 18 19 .947 1 36 37 29 18-0 6 5 116 19.3  
89-90 75 2944 718 1517 .473 319 343 .930 90 622 712 562 173-2 106 61 1820 24.3  
90-91 60 2277 462 1017 .454 163 183 .891 53 456 509 431 118-0 108 58 1164 19.4  
91-92 45 1662 353 758 .466 150 162 .926 46 388 434 306 82-0 42 33 908 20.2

**TOTALS 897 34443 8591 17334 .496 3960 4471 .886 1757 7217 8974 5695 2279-11 1556 755 21791 24.3**

Three-Point Field Goals: 1979-80, 58-for-143 (.406); 1980-81, 20-for-74 (.270); 1981-82, 11-for-52 (.212); 1982-83, 22-for-77 (.286); 1983-84, 18-for-73 (.247); 1984-85, 56-for-131 (.427); 1985-86, 82-for-194 (.423); 1986-87, 90-for-225 (.400); 1987-88, 98-for-237 (.414); 1988-89, None Attempted; 1989-90, 65-for-195 (.333); 1990-91, 77-for-198 (.389); 1991-92, 52-for-128 (.406); Totals: 649-for-1727 (.376).

**PLAYOFF RECORD**

79-80 9 372 83 177 .469 22 25 .880 22 79 101 42 30-0 14 8 192 21.3  
80-81 17 750 147 313 .470 76 85 .894 49 189 238 103 53-0 39 17 373 21.9  
81-82 12 490 88 206 .427 37 45 .822 33 117 150 67 43-0 23 17 214 17.8  
82-83 6 240 49 116 .422 24 29 .828 20 55 75 41 15-0 13 3 123 20.5  
83-84 23 961 229 437 .524 167 190 .879 62 190 252 136 71-0 54 27 632 27.5  
84-85 20 815 196 425 .461 121 136 .890 53 129 182 115 54-0 34 19 520 26.0  
85-86 18 770 171 351 .517 101 109 .927 34 134 168 148 55-0 37 11 466 25.9  
86-87 23 1015 216 454 .476 176 193 .912 41 190 231 165 55-1 27 19 622 27.0  
87-88 17 763 152 338 .450 101 113 .894 29 121 150 115 45-0 36 14 417 24.5  
88-89 0  
89-90 5 207 44 99 .444 29 32 .906 7 39 46 44 10-0 5 5 122 24.4  
90-91 10 396 62 152 .408 44 51 .863 8 64 72 65 28-0 13 3 171 17.1  
91-92 4 107 21 42 .500 3 4 .750 2 16 18 21 7-0 1 2 45 11.3

**TOTALS 164 6886 1458 3090 .472 901 1012 .890 360 1323 1683 1062 466-1 296 145 3897 23.8**

Three-Point Field Goals: 1979-80, 4-for-15 (.267); 1980-81, 3-for-8 (.375); 1981-82, 1-for-6 (.167); 1982-83, 1-for-4 (.250); 1983-84, 7-for-17 (.412); 1984-85, 7-for-25 (.280); 1985-86, 23-for-56 (.411); 1986-87, 14-for-41 (.341); 1987-88, 12-for-32 (.375); 1988-89, None Attempted; 1989-90, 5-for-19 (.263); 1990-91, 3-for-21 (.143); 1991-92, 0-for-5 (.000). Totals: 80-for-249 (.321).

**OTIS BIRDSONG [#12] 6'3" 195 LBS 12/09/55 HOUSTON '77**

>> Transactions: Signed to a ten-day contract on March 23, 1989...Re-signed on April 10, 1989 for the remainder for the season.

88-89 13 108 18 36 .500 0 2 .000 4 9 13 9 10-0 3 1 37 2.8  
Three-Point Field Goals: 1988-89, 1-for-3 (.333).

**PLAYOFF RECORD**

88-89 3 20 1 5 .200 0 0 .000 0 2 2 1 3-0 1 1 2 0.7  
Three-Point Field Goals: 1988-89, 0-for-2 (.000).

**JAMES BLACKWELL [#8] 6'0" 190 LBS 02/25/68 DARTMOUTH '91**

>> Transactions: Signed to first of two consecutive ten-day contracts on February 28, 1995...Contract was not renewed after second ten-day contract expired on March 19, 1995 (also played 4 games for Charlotte in 1994-95).

94-95 9 61 6 10 .600 2 3 .667 2 6 8 6 7-0 3 0 14 1.6

Three-Point Field Goals: None Attempted.

**YEAR G MIN FGM FGA PCT FTM FTA PCT OFF DEF TOT AST PF-DQ ST BL PTS AVG**

**MEYER BLOOM [#10] 6'6" 190 LBS 01/14/15 D: 1993 TEMPLE**

47-48 14 46 169 .272 37 57 .649 14 37 129 9.2

**PLAYOFF RECORD**

47-48 3 11 42 .262 14 19 .737 2 10 36 12.0

Also played 34 games for Baltimore in 1947-48.

**MARK BLOUNT [#30] 7'0" 250 LBS 11/30/75 PITTSBURGH '97**

>> Transactions: Acquired from the Denver Nuggets, along with Mark Bryant, in exchange for Shammond Williams, a 2003 Second Round draft choice and cash on February 20, 2003...Traded to the Minnesota Timberwolves along with Marcus Banks, Ricky Davis and Justin Reed and two conditional second draft choices for Wally Szczerbiak, Michael Otlowokandi, Dwayne Jones and a future first round draft choice on January 26, 2006.

00-01 64 1098 101 200 .505 46 66 .697 97 134 231 32 183-0 39 76 248 3.9  
 01-02 44 415 32 76 .421 30 37 .811 26 59 85 10 59-0 16 19 94 2.1  
 02-03 27 518 45 80 .563 30 40 .750 49 76 125 21 75-1 20 17 120 4.4  
 03-04 82 2402 342 604 .566 159 221 .719 207 382 589 75 253-4 80 106 843 10.3  
 04-05 82 2130 327 618 .529 117 164 .713 143 254 397 129 229-4 33 64 771 9.4  
 05-06 39 1083 194 380 .511 97 127 .764 36 126 162 66 107-3 15 36 485 12.4  
**TOTALS 338 7646 1041 1958 .532 479 655 .731 558 1031 1589 333 906-12 203 318 2561 7.6**

Three-Point Field Goals: 2004-05, 0-for-1 (.000)

**PLAYOFF RECORD**

01-02 4 39 2 4 .500 2 2 1.000 3 4 7 1 7-0 2 2 6 1.5  
 02-03 10 144 12 22 .545 7 10 .700 12 24 36 2 20-0 11 8 31 3.1  
 03-04 4 145 17 35 .486 14 19 .737 10 27 37 4 17-0 6 8 48 12.0  
 04-05 4 43 4 14 .286 0 2 .000 3 3 6 1 6-0 0 0 8 2.0  
**TOTALS 22 371 35 75 .467 23 33 .697 28 58 86 8 50-0 19 18 93 4.2**

Three-Point Field Goals: None Attempted.

**RON BONHAM [#21] 6'5" 200 LBS 05/31/42 CINCINNATI '64**

>> Transactions: Second round draft choice (16<sup>th</sup> pick overall) in 1964 NBA Draft...Selected by the Chicago Bulls in the expansion draft on April 30, 1966.

64-65 37 369 91 220 .414 92 112 .821 78 19 33-0 274 7.4  
 65-66 39 312 76 207 .367 52 61 .852 35 11 29-0 204 5.2  
**TOTALS 76 681 167 427 .390 144 173 .836 113 30 62-0 478 6.3**

**PLAYOFF RECORD**

64-65 4 13 5 12 .417 4 5 .800 1 0 1-0 14 3.5  
 65-66 5 16 7 11 .636 3 9 .333 3 0 2-0 17 3.4  
**TOTALS 9 29 12 23 .522 7 14 .500 4 0 3-0 31 3.4**

**TOM BOSWELL [#31] 6'9" 225 LBS 10/02/53 SOUTH CAROLINA STATE '75**

>> Transactions: First round draft choice (17<sup>th</sup> pick overall) in 1975 NBA Draft...Completed contract with Boston; signed by Denver Nuggets as a veteran free agent on September 8, 1978...Boston received a future draft choice as compensation.

75-76 35 275 41 93 .441 14 24 .583 26 45 71 16 70-1 2 1 96 2.7  
 76-77 70 1083 175 340 .515 96 135 .711 111 195 306 85 237-9 27 8 446 6.4  
 77-78 65 1149 185 357 .518 93 123 .756 117 171 288 71 204-5 25 14 463 7.1  
**TOTALS 170 2507 401 790 .508 203 282 .720 254 411 665 172 511-15 54 23 1005 5.9**

**PLAYOFF RECORD**

75-76 3 3 1 2 .500 0 0 .000 0 1 1 0 2-0 0 0 2 0.7  
 76-77 9 81 8 18 .444 4 6 .667 10 10 20 7 18-0 1 0 20 2.2  
**TOTALS 12 84 9 20 .450 4 6 .667 10 11 21 7 20-0 1 0 22 1.8**

**BRUCE BOWEN [#12] 6'7" 200 LBS 06/14/71 CAL-STATE FULLERTON '93**

>> Transactions: Signed as a free agent on July 28, 1997...Signed as a free agent by the Philadelphia 76ers on September 16, 1999.

97-98 61 1305 122 298 .409 76 122 .623 79 95 174 81 174-0 87 29 340 5.6  
 98-99 30 494 26 93 .280 11 24 .458 15 37 52 28 51-2 21 9 70 2.3  
**TOTALS 91 1799 148 391 .379 87 146 .596 94 132 226 109 235-2 108 39 410 4.5**

Three-Point Field Goals: 1997-98, 20-for-59 (.339); 1998-99, 7-for-26 (.269). Totals: 27-for-85 (.318).

**HARRY BOYKOFF [#24] 6'10" 227 LBS 07/24/22 D: 02/20/01 ST. JOHN'S '47**

50-51

Also played for Tri-Cities in 1950-51. Games played for Boston were not recorded.

YEAR	G	MIN	FGM	FGA	PCT	FTM	FTA	PCT	OFF	DEF	TOT	AST	PF-DQ	ST	BL	PTS	AVG
------	---	-----	-----	-----	-----	-----	-----	-----	-----	-----	-----	-----	-------	----	----	-----	-----

### CHARLES BRADLEY [#35] 6'5" 215 LBS 05/16/59 WYOMING '81

>> Transactions: First round draft choice (23<sup>rd</sup> pick overall) in 1981 NBA Draft...Waived on October 21, 1983.

81-82	51	339	55	122	.451	42	62	.677	12	26	38	22	61-0	14	6	152	3.0
82-83	51	552	69	176	.392	46	90	.511	30	48	78	28	84-0	32	27	184	3.6
<b>TOTALS</b>	<b>102</b>	<b>871</b>	<b>124</b>	<b>298</b>	<b>.416</b>	<b>88</b>	<b>152</b>	<b>.579</b>	<b>42</b>	<b>74</b>	<b>116</b>	<b>50</b>	<b>145-0</b>	<b>46</b>	<b>33</b>	<b>336</b>	<b>3.3</b>

Three-Point Field Goals: 1981-82, 0-for-1 (.000); 1982-83, 0-for-3 (.000). Totals: 0-for-4 (.000).

#### PLAYOFF RECORD

81-82	7	18	2	8	.250	0	2	.000	1	4	5	1	6-0	1	0	4	0.6
82-83	2	4	0	0	.000	0	0	.000	0	0	0	0	0-0	0	0	0	0.0
<b>TOTALS</b>	<b>9</b>	<b>22</b>	<b>2</b>	<b>8</b>	<b>.250</b>	<b>0</b>	<b>2</b>	<b>.000</b>	<b>1</b>	<b>4</b>	<b>5</b>	<b>1</b>	<b>6-0</b>	<b>1</b>	<b>0</b>	<b>4</b>	<b>0.4</b>

Three-Point Field Goals: None Attempted.

### BOB BRANNUM [#18] 6'5" 235 LBS 05/28/26 D: 02/05/05 KENTUCKY/MICHIGAN STATE

>> Transactions: Purchased from Sheboygan (NBPL) during 1950-51 season.

51-52	66	1324	149	404	.369	107	171	.626			406	76	235-9			405	6.1
52-53	71	1900	188	541	.348	110	185	.595			537	147	287-17			486	6.8
53-54	71	1729	140	453	.309	129	206	.626			509	144	280-10			409	5.8
54-55	71	1623	176	465	.378	90	127	.709			492	127	232-6			442	6.2
<b>TOTALS</b>	<b>279</b>	<b>6576</b>	<b>653</b>	<b>1863</b>	<b>.351</b>	<b>436</b>	<b>689</b>	<b>.633</b>			<b>1944</b>	<b>494</b>	<b>1034-42</b>			<b>1742</b>	<b>6.2</b>

#### PLAYOFF RECORD

51-52	3	48	4	12	.333	1	6	.167			10	3	16-2			9	3.0
52-53	6	83	12	23	.522	7	11	.636			21	10	23-2			31	5.2
53-54	6	136	11	38	.289	6	11	.545			45	10	29-2			28	4.7
54-55	7	225	26	61	.426	11	19	.579			79	13	32-2			63	9.0
<b>TOTALS</b>	<b>22</b>	<b>492</b>	<b>53</b>	<b>134</b>	<b>.396</b>	<b>25</b>	<b>47</b>	<b>.532</b>			<b>155</b>	<b>36</b>	<b>100-8</b>			<b>131</b>	<b>5.6</b>

### CARL BRAUN [#4] 6'5" 180 LBS 09/25/27 COLGATE '49

61-62	48	414	78	207	.377	20	27	.741			50	71	49-0			176	3.7
-------	----	-----	----	-----	------	----	----	------	--	--	----	----	------	--	--	-----	-----

#### PLAYOFF RECORD

61-62	6	42	11	28	.393	3	4	.750			7	2	3-0			25	4.2
-------	---	----	----	----	------	---	---	------	--	--	---	---	-----	--	--	----	-----

### J.R. BREMER [#9] 6'2" 185 LBS 09/19/80 ST. BONAVENTURE '02

>> Transactions: Signed as a free agent on July 17, 2002...Traded to the Cleveland Cavaliers with Bruno Sundov and a conditional second-round draft choice in exchange for Jumaane Jones on July 29, 2003.

02-03	64	1503	171	464	.369	85	111	.766	18	127	145	164	80-1	38	3	528	8.3
-------	----	------	-----	-----	------	----	-----	------	----	-----	-----	-----	------	----	---	-----	-----

Three-Point Field Goals: 2002-03, 101-for-286 (.355).

#### PLAYOFF RECORD

02-03	10	147	16	56	.286	7	8	.875	0	15	15	12	12-0	3	0	47	4.7
-------	----	-----	----	----	------	---	---	------	---	----	----	----	------	---	---	----	-----

Three-Point Field Goals: 2002-03, 8-for-32 (.250).

### FRANK BRICKOWSKI [#34] 6'9" 248 LBS 08/14/59 PENN STATE '81

>> Transactions: Signed as a free agent on August 1, 1996...Rights were renounced on July 7, 1997.

96-97	17	255	32	73	.438	10	14	.714	6	28	34	15	42-1	5	4	81	4.8
-------	----	-----	----	----	------	----	----	------	---	----	----	----	------	---	---	----	-----

Three-Point Field Goals: 1996-97, 7-for-20 (.350).

### AL BRIGHTMAN [#8] 6'2" 195 LBS 09/22/23 D: 06/10/92 MORRIS HARVEY/LING BCH STATE '99

46-47	58		223	870	.256	121	193	.627				60	115			567	9.8
-------	----	--	-----	-----	------	-----	-----	------	--	--	--	----	-----	--	--	-----	-----

### DEE BROWN [#7] 6'2" 185 LBS 11/29/68 JACKSONVILLE '90

>> Transactions: First round draft choice (19<sup>th</sup> pick overall) in 1990 NBA Draft...Traded to the Toronto Raptors with Chauncey Billups, John Thomas and Roy Rogers for Kenny Anderson, Zan Tabak and Popeye Jones on February 18, 1998.

90-91	82	1945	284	612	.464	137	157	.873	41	141	182	344	161-0	83	14	712	8.7
91-92	31	883	149	350	.426	60	78	.769	15	64	79	164	74-0	33	7	363	11.7
92-93	80	2254	328	701	.468	192	242	.793	45	201	246	461	203-2	138	32	874	10.9
93-94	77	2867	490	1021	.480	182	219	.831	63	237	300	347	207-3	156	47	1192	15.5
94-95	79	2792	437	977	.447	236	277	.852	63	186	249	301	181-0	110	49	1236	15.6

YEAR	G	MIN	FGM	FGA	PCT	FTM	FTA	PCT	OFF	DEF	TOT	AST	PF-DQ	ST	BL	PTS	AVG
------	---	-----	-----	-----	-----	-----	-----	-----	-----	-----	-----	-----	-------	----	----	-----	-----

### DEE BROWN REGULAR SEASON RECORD CONTINUED

95-96	65	1591	246	616	.399	135	158	.854	36	100	136	146	119-0	80	12	695	10.7
96-97	21	522	61	166	.367	18	22	.818	8	40	48	67	45-0	31	7	160	7.6
97-98	41	811	109	255	.427	19	28	.679	10	52	62	53	76-1	44	6	280	6.8
<b>TOTALS</b>	<b>476</b>	<b>13665</b>	<b>2104</b>	<b>4698</b>	<b>.448</b>	<b>979</b>	<b>1181</b>	<b>.829</b>	<b>281</b>	<b>1021</b>	<b>1302</b>	<b>1883</b>	<b>1066-6</b>	<b>675</b>	<b>174</b>	<b>5512</b>	<b>11.6</b>

Three-Point Field Goals: 1990-91, 7-for-34 (.206); 1991-92, 5-for-22 (.227); 1992-93, 26-for-82 (.317); 1993-94, 30-for-96 (.313); 1994-95, 126-for-327 (.385); 1995-96, 68-for-220 (.309); 1996-97, 20-for-65 (.308); 1997-98, 43-for-113 (.381). Totals: 325-for-959 (.339).

### PLAYOFF RECORD

90-91	11	284	53	108	.491	28	34	.824	9	36	45	41	32-0	11	6	134	12.2
91-92	6	120	22	44	.500	4	6	.667	3	9	12	31	16-2	1	4	48	8.0
92-93	4	133	15	41	.366	14	14	1.000	2	4	6	15	11-0	2	4	45	11.3
94-95	4	172	26	62	.419	14	16	.875	6	14	20	19	12-0	5	1	75	18.8
<b>TOTALS</b>	<b>25</b>	<b>709</b>	<b>116</b>	<b>255</b>	<b>.455</b>	<b>60</b>	<b>70</b>	<b>.857</b>	<b>20</b>	<b>63</b>	<b>83</b>	<b>106</b>	<b>71-2</b>	<b>19</b>	<b>15</b>	<b>302</b>	<b>12.1</b>

Three-Point Field Goals: 1990-91, 0-for-5 (.000); 1991-92, 0-for-3 (.000); 1992-93, 1-for-7 (.143); 1994-95, 9-for-26 (.346). Totals: 10-for-41 (.244).

### KEDRICK BROWN [#5] 6'7" 222 LBS 03/18/81 OKALOOSA-WALTON CC '03

>> Transactions: First round draft choice (1<sup>st</sup> pick overall) in 2001 NBA Draft...Traded to Cleveland with Tony Battle and Eric Williams for Ricky Davis, Chris Mihm, Michael Stewart and a second round draft choice on December 15, 2003.

01-02	29	245	23	70	.329	12	20	.600	11	39	50	15	18-0	18	7	63	2.2
02-03	51	666	61	171	.375	20	32	.625	45	95	140	20	68-0	34	13	145	2.8
03-04	21	408	45	99	.455	8	13	.615	18	50	68	25	38-1	17	2	110	5.2
<b>TOTALS</b>	<b>101</b>	<b>1319</b>	<b>129</b>	<b>340</b>	<b>.379</b>	<b>40</b>	<b>65</b>	<b>.615</b>	<b>74</b>	<b>184</b>	<b>258</b>	<b>60</b>	<b>124-1</b>	<b>69</b>	<b>22</b>	<b>318</b>	<b>3.1</b>

Three-Point Field Goals: 2001-02, 5-for-27 (.185); 2002-03, 3-for-39 (.077); 2004-04, 12-for-32 (.375). Totals: 20-for-98 (.198).

### PLAYOFF RECORD

01-02	2	3	2	2	1.000	0	0	.000	0	0	0	0	0-0	0	1	5	2.5
02-03	3	11	1	4	.250	1	2	.500	2	0	2	0	0-0	1	0	3	1.0
<b>TOTALS</b>	<b>5</b>	<b>14</b>	<b>3</b>	<b>6</b>	<b>.500</b>	<b>1</b>	<b>2</b>	<b>.500</b>	<b>2</b>	<b>0</b>	<b>2</b>	<b>0</b>	<b>0-0</b>	<b>1</b>	<b>1</b>	<b>8</b>	<b>1.6</b>

Three-Point Field Goals: 2001-02, 1-for-1 (1.000); 2002-03, None Attempted; Totals: 1-for-1 (1.000).

### P.J. BROWN [#93] 6'11" 239 LBS 10/14/69 LOUISIANA TECH '93

>> Transactions: Signed as a free agent on February 27, 2008.

07-08	18	209	14	41	.341	11	16	.688	29	39	68	10	29-0	5	8	39	2.2
-------	----	-----	----	----	------	----	----	------	----	----	----	----	------	---	---	----	-----

Three-Point Field Goals: 2007-08, 0-for-1 (.000).

### PLAYOFF RECORD

07-08	25	341	26	56	.464	21	25	.840	18	41	59	12	58-0	5	10	73	2.9
-------	----	-----	----	----	------	----	----	------	----	----	----	----	------	---	----	----	-----

Three-Point Field Goals: 2007-08, 0-for-1 (.000).

### RANDY BROWN [#11] 6'2" 190 LBS 05/22/68 NEW MEXICO STATE '91

>> Transactions: Signed as a free agent on August 3, 2000...Traded with Joe Johnson, Mill Palacio and a 2002 first-round draft choice to the Phoenix Suns for Tony Delk and Rodney Rogers on February 20, 2002.

00-01	54	1238	100	237	.422	23	40	.575	23	76	99	154	132-1	62	10	223	4.1
01-02	1	6	0	1	.000	0	0	.000	0	0	0	2	1-0	0	1	0	0.0
<b>TOTALS</b>	<b>55</b>	<b>1244</b>	<b>100</b>	<b>238</b>	<b>.420</b>	<b>23</b>	<b>40</b>	<b>.575</b>	<b>23</b>	<b>76</b>	<b>99</b>	<b>156</b>	<b>133-1</b>	<b>62</b>	<b>11</b>	<b>223</b>	<b>4.1</b>

Three-Point Field Goals: 2000-01, 0-for-3 (.000); 2001-02, None Attempted. Totals: 0-for-3 (.000).

### RICK BRUNSON [#40] 6'4" 200 LBS 06/14/72 TEMPLE '95

>> Transactions: Signed as a free agent on November 6, 2000...Placed on waivers on November 21, 2000.

00-01	7	142	10	35	.286	4	9	.444	2	7	9	24	16-0	7	1	26	3.7
-------	---	-----	----	----	------	---	---	------	---	---	---	----	------	---	---	----	-----

Three-Point Field Goals: 2000-01, 2-for-11 (.182).

### EMMETTE BRYANT [#7] 6'1" 175 LBS 11/04/38 DEPAUL '64

>> Transactions: Acquired from the Phoenix Suns for a second round draft choice on August 27, 1968...Selected by the Buffalo Braves in the expansion draft on May 11, 1970.

68-69	80	1388	197	488	.404	65	100	.650			192	176	264-9			459	5.7
69-70	71	1617	210	520	.404	135	181	.746			269	231	201-5			555	7.8
<b>TOTALS</b>	<b>151</b>	<b>3005</b>	<b>407</b>	<b>1008</b>	<b>.404</b>	<b>200</b>	<b>281</b>	<b>.712</b>			<b>461</b>	<b>407</b>	<b>465-14</b>			<b>1014</b>	<b>6.7</b>

### PLAYOFF RECORD

68-69	18	607	79	193	.409	40	53	.755			88	54	75-0			198	11.0
-------	----	-----	----	-----	------	----	----	------	--	--	----	----	------	--	--	-----	------

YEAR	G	MIN	FGM	FGA	PCT	FTM	FTA	PCT	OFF	DEF	TOT	AST	PF-DQ	ST	BL	PTS	AVG
------	---	-----	-----	-----	-----	-----	-----	-----	-----	-----	-----	-----	-------	----	----	-----	-----

### MARK BRYANT [#11] 6'9" 250 LBS 04/25/65 SETON HALL '88

>> Transactions: Acquired from the Denver Nuggets along with Mark Blount for Shammond Williams, a 2003 second-round draft choice and cash on February 20, 2003...Completed contract and was not re-signed.

02-03	2	9	0	1	.000	0	0	.000	0	2	2	1	2-0	0	0	0	0.0
Three-Point Field Goals: 2002-03, None Attempted.																	

#### PLAYOFF RECORD

02-03	1	2	0	0	.000	0	0	.000	0	0	0	0	0-0	0	0	0	0.0
Three-Point Field Goals: 2002-03, None Attempted.																	

### QUINN BUCKNER [#28] 6'3" 190 LBS 08/20/54 INDIANA '76

>> Transactions: Acquired from the Milwaukee Bucks for Dave Cowens on September 9, 1982...Traded to the Indiana Pacers for a future second round draft choice on September 3, 1985.

82-83	72	1565	248	561	.442	74	117	.632	62	125	187	275	195-2	108	5	570	7.9
83-84	79	1249	138	323	.427	48	74	.649	41	96	137	214	187-0	84	3	324	4.1
84-85	75	858	74	193	.383	32	50	.640	26	61	87	148	142-0	63	2	180	2.4
<b>TOTALS</b>	<b>226</b>	<b>3672</b>	<b>460</b>	<b>1077</b>	<b>.427</b>	<b>154</b>	<b>241</b>	<b>.639</b>	<b>129</b>	<b>282</b>	<b>411</b>	<b>637</b>	<b>524-2</b>	<b>255</b>	<b>10</b>	<b>1074</b>	<b>4.8</b>

Three-Point Field Goals: 1982-83, 0-for-4 (.000); 1983-84, 0-for-6 (.000); 1984-85, 0-for-1 (.000). Totals: 0-for-11 (.000).

#### PLAYOFF RECORD

82-83	7	98	16	37	.432	0	2	.000	1	9	10	2	18-1	1	0	32	4.6
83-84	23	268	32	79	.405	12	22	.545	12	23	35	28	52-0	13	0	76	3.3
84-85	15	86	13	22	.591	5	8	.625	2	5	7	12	24-0	6	0	31	2.1
<b>TOTALS</b>	<b>45</b>	<b>452</b>	<b>61</b>	<b>138</b>	<b>.442</b>	<b>17</b>	<b>32</b>	<b>.531</b>	<b>15</b>	<b>37</b>	<b>52</b>	<b>42</b>	<b>94-1</b>	<b>20</b>	<b>0</b>	<b>139</b>	<b>3.1</b>

Three-Point Field Goals: 1982-83, 0-for-2 (.000); 1983-84, 0-for-1 (.000). Totals: 0-for-3 (.000).

### JUNIOR BURROUGH [#5] 6'8" 242 LBS 01/18/73 VIRGINIA '95

>> Transactions: Second round draft choice (33<sup>rd</sup> pick overall) in 1995...Elected to play overseas in August, 1995.

95-96	61	496	64	170	.376	61	93	.656	45	64	109	15	74-0	15	10	189	3.1
Three-Point Field Goals: 1995-96, None Attempted.																	

### ELBERT BUTLER [#9] 6'2" 175 LBS 07/09/38 NIAGARA '61

61-62	5	47	13	29	.448	5					13	4				31	6.2
-------	---	----	----	----	------	---	--	--	--	--	----	---	--	--	--	----	-----

Also played 54 games for New York in 1961-62.

### RICK CARLISLE [#34] 6'5" 207 LBS 10/27/59 MAINE/VIRGINIA '84

>> Transactions: Third round draft choice (70<sup>th</sup> pick overall) in 1984...Waived on November 7, 1987.

84-85	38	179	26	67	.388	15	17	.882	8	13	21	25	21-0	3	0	67	1.8
85-86	77	760	92	189	.487	15	23	.652	22	55	77	104	92-1	19	4	199	2.6
86-87	42	297	30	92	.326	15	20	.750	8	22	30	35	28-0	8	0	80	1.9
<b>TOTALS</b>	<b>157</b>	<b>1236</b>	<b>148</b>	<b>348</b>	<b>.425</b>	<b>45</b>	<b>60</b>	<b>.750</b>	<b>38</b>	<b>90</b>	<b>128</b>	<b>164</b>	<b>141-1</b>	<b>30</b>	<b>4</b>	<b>346</b>	<b>2.2</b>

Three-Point Field Goals: 1984-85, 0-for-2 (.000); 1985-86, 0-for-10 (.000); 1986-87, 5-for-16 (.313); Totals: 5-for-28 (.176).

#### PLAYOFF RECORD

84-85	INJURED																
85-86	10	54	8	15	.533	3	4	.750	3	2	5	8	9-0	2	0	19	1.9
86-87	INJURED																
<b>TOTALS</b>	<b>10</b>	<b>54</b>	<b>8</b>	<b>15</b>	<b>.533</b>	<b>3</b>	<b>4</b>	<b>.750</b>	<b>3</b>	<b>2</b>	<b>5</b>	<b>8</b>	<b>9-0</b>	<b>2</b>	<b>0</b>	<b>19</b>	<b>1.9</b>

Three-Point Field Goals: Totals: None Attempted.

### CHRIS CARR [#43] 6'6" 220 LBS 03/12/74 SO. ILLINOIS '95

>> Transactions: Signed as a free agent on August 21, 2000...Not re-signed as a free agent on July 1, 2001.

00-01	35	309	53	112	.473	46	60	.767	11	33	44	11	45-1	4	3	169	4.8
Three-Point Field Goals: 2000-01, 17-for-37 (.459).																	

### MICHAEL LEON CARR [#30] 6'6" 210 LBS 01/09/51 GUILFORD '73

>> Transactions: Signed as a free agent on October 10, 1974...Waived on October 15, 1974...Signed as a veteran free agent on July 24, 1979...Detroit received Bob McAdoo and Boston received two 1980 first round draft choices to complete compensation on September 6, 1979...Retired after the 1984-85 season.

79-80	82	1994	362	763	.474	178	241	.739	106	224	330	156	214-1	120	36	914	11.1
80-81	41	655	97	216	.449	53	67	.791	26	57	83	56	74-0	30	18	248	6.0
81-82	56	1296	184	409	.450	82	116	.707	56	94	150	128	136-2	67	21	455	8.1

YEAR	G	MIN	FGM	FGA	PCT	FTM	FTA	PCT	OFF	DEF	TOT	AST	PF-DQ	ST	BL	PTS	AVG
------	---	-----	-----	-----	-----	-----	-----	-----	-----	-----	-----	-----	-------	----	----	-----	-----

### ML CARR REGULAR SEASON RECORD CONTINUED

82-83	77	883	135	315	.429	60	81	.741	51	86	137	71	140-0	48	10	333	4.3
83-84	60	585	70	171	.409	42	48	.875	26	49	75	49	67-0	17	4	185	3.1
84-85	47	397	62	149	.416	17	17	1.000	21	22	43	24	44-0	21	6	150	3.2
<b>TOTALS</b>	<b>363</b>	<b>5810</b>	<b>910</b>	<b>2023</b>	<b>.450</b>	<b>432</b>	<b>570</b>	<b>.758</b>	<b>196</b>	<b>532</b>	<b>818</b>	<b>484</b>	<b>675-3</b>	<b>303</b>	<b>95</b>	<b>2285</b>	<b>6.3</b>

Three-Point Field Goals: 1979-80, 12-for-41 (.293); 1980-81, 1-for-14 (.071); 1981-82, 5-for-17 (.294); 1982-83, 3-for-19 (.158); 1983-84, 3-for-15 (.200); 1984-85, 9-for-23 (.391). Totals: 33-for-129 (.256).

### PLAYOFF RECORD

79-80	9	172	32	80	.400	16	24	.667	14	19	33	11	20-0	6	1	82	9.1
80-81	17	288	42	101	.416	18	24	.750	8	17	25	14	32-0	10	6	102	6.0
81-82	12	305	37	105	.352	15	23	.652	21	22	43	28	30-0	11	0	89	7.4
82-83	3	22	2	8	.250	2	2	1.000	1	0	1	0	3-0	0	2	6	2.0
83-84	16	82	13	32	.406	10	11	.909	5	3	8	4	13-0	7	0	38	2.4
84-85	7	24	4	15	.267	0	0	.000	1	1	2	1	4-0	1	0	9	1.3
<b>TOTALS</b>	<b>64</b>	<b>893</b>	<b>129</b>	<b>341</b>	<b>.378</b>	<b>61</b>	<b>84</b>	<b>.726</b>	<b>50</b>	<b>62</b>	<b>112</b>	<b>58</b>	<b>102-0</b>	<b>35</b>	<b>9</b>	<b>326</b>	<b>5.1</b>

Three-Point Field Goals: 1979-80, 2-for-5 (.400); 1980-81, 0-for-4 (.000); 1981-82, 0-for-4 (.000); 1982-83, 0-for-1 (.000); 1983-84, 2-for-6 (.333); 1984-85, 1-for-2 (.500). Totals: 5-for-22 (.227).

### SAM CASSELL [#28]

**6'3" 193 LBS 11/18/69**

**FLORIDA STATE**

>> Transactions: Signed as a free agent on March 4, 2008...Traded to Sacramento with cash considerations for a future conditional second round pick on February 17, 2009.

07-08	17	299	50	130	.385	21	25	.840	5	26	31	35	29-0	9	3	130	7.6
-------	----	-----	----	-----	------	----	----	------	---	----	----	----	------	---	---	-----	-----

Three-Point Field Goals: 2007-08, 9-for-22 (.409).

### PLAYOFF RECORD

07-08	21	264	37	111	.333	14	17	.824	2	13	15	25	30-0	8	1	99	4.5
-------	----	-----	----	-----	------	----	----	------	---	----	----	----	------	---	---	----	-----

Three-Point Field Goals: 2008-09, 6-for-28 (.214).

### DON CHANEY [#12, #42]

**6'5" 210 LBS 03/22/46**

**HOUSTON '68**

>> Transactions: First round draft choice (12<sup>th</sup> pick overall) in 1968...Played out his option on September 1, 1975 and signed with the Los Angeles Lakers...Traded by Los Angeles with Kermit Washington and future considerations for Charlie Scott on December 27, 1977 (played 9 games with Los Angeles in 1977-78).

68-69	20	209	36	113	.319	8	20	.400			46	19	32-0			80	4.0
69-70	63	839	115	320	.359	82	109	.752			152	72	118-0			312	5.0
70-71	81	2289	348	766	.454	234	313	.748			463	235	288-11			930	11.5
71-72	79	2275	373	786	.475	197	255	.773			395	202	295-7			943	11.9
72-73	79	2488	414	859	.482	210	267	.787			449	221	276-6			1038	13.1
73-74	81	2258	348	750	.464	149	180	.828	210	168	378	176	247-7	83	62	845	10.4
74-75	82	2208	321	750	.428	133	165	.806	171	199	370	181	244-5	122	66	775	9.5
77-78	42	702	91	233	.391	33	39	.846	36	69	105	49	93-0	36	10	215	5.1
78-79	65	1074	174	414	.420	36	42	.857	63	78	141	75	167-3	72	11	384	5.9
79-80	60	523	67	189	.354	32	42	.762	31	42	73	38	80-1	31	11	167	2.8
<b>TOTALS</b>	<b>652</b>	<b>14865</b>	<b>2287</b>	<b>5180</b>	<b>.442</b>	<b>1114</b>	<b>1432</b>	<b>.778</b>	<b>511</b>	<b>556</b>	<b>2572</b>	<b>1268</b>	<b>1840-40</b>	<b>344</b>	<b>160</b>	<b>5689</b>	<b>8.7</b>

Three-Point Field Goals: 1979-80, 1-for-6 (.167).

### PLAYOFF RECORD

68-69	7	25	1	6	.167	3	4	.750			4	0	7-0			5	0.7
71-72	11	271	41	81	.506	15	20	.750			39	22	39-0			97	8.8
72-73	12	288	39	82	.476	12	17	.706			40	25	41-1			90	7.5
73-74	18	545	65	141	.461	41	50	.820	37	40	77	40	64-0	24	9	171	9.5
74-75	11	294	48	105	.457	23	29	.793	24	14	38	21	46-2	21	5	119	10.8
<b>TOTALS</b>	<b>59</b>	<b>1423</b>	<b>194</b>	<b>415</b>	<b>.467</b>	<b>94</b>	<b>120</b>	<b>.783</b>	<b>61</b>	<b>54</b>	<b>198</b>	<b>108</b>	<b>197-3</b>	<b>45</b>	<b>14</b>	<b>482</b>	<b>8.2</b>

### CALBERT CHEANEY [#40]

**6'7" 217 LBS 07/17/71**

**INDIANA '93**

>> Transactions: Signed as a free agent on August 5, 1999...Traded with Robert Pack to the Denver Nuggets for Chris Herren and Bryant Smith on October 16, 2000.

99-00	67	1309	120	273	.440	9	21	.429	23	115	138	80	158-3	44	14	267	4.0
-------	----	------	-----	-----	------	---	----	------	----	-----	-----	----	-------	----	----	-----	-----

Three-Point Field Goals: 1999-00, 18-for-54 (.333).

### CARLOS CLARK [#40]

**6'4" 209 LBS 08/10/60**

**MISSISSIPPI '83**

>> Transactions: Fourth round draft choice (91<sup>st</sup> pick overall) in 1983...Waived on October 22, 1985.

83-84	31	127	19	52	.365	16	18	.889	7	10	17	17	13-0	8	1	54	1.7
84-85	62	562	64	152	.421	41	53	.774	29	40	69	48	66-0	35	2	169	2.7
<b>TOTALS</b>	<b>93</b>	<b>689</b>	<b>83</b>	<b>204</b>	<b>.407</b>	<b>57</b>	<b>71</b>	<b>.803</b>	<b>36</b>	<b>50</b>	<b>86</b>	<b>65</b>	<b>79-0</b>	<b>43</b>	<b>3</b>	<b>223</b>	<b>2.4</b>

Three-Point Field Goals: 1983-84, 0-for-2 (.000); 1984-85, 0-for-5 (.000). Totals: 0-for-7 (.000).

YEAR	G	MIN	FGM	FGA	PCT	FTM	FTA	PCT	OFF	DEF	TOT	AST	PF-DQ	ST	BL	PTS	AVG
<b>CARLOS CLARK PLAYOFF RECORD</b>																	
83-84	8	20	4	10	.400	1	2	.500	1	0	1	1	3-0	1	2	9	1.1
84-85	3	11	3	5	.600	2	2	1.000	2	0	2	3	2-0	1	0	8	2.7
<b>TOTALS</b>	<b>11</b>	<b>31</b>	<b>7</b>	<b>15</b>	<b>.467</b>	<b>3</b>	<b>4</b>	<b>.750</b>	<b>3</b>	<b>0</b>	<b>3</b>	<b>4</b>	<b>5-0</b>	<b>2</b>	<b>2</b>	<b>17</b>	<b>1.5</b>

Three-Point Field Goals: None Attempted.

### CHARLES CLAXTON [#51] 7'0" 265 LBS 12/13/70 GEORGIA '95

>> Transactions: Signed as a free agent on October 24, 1995...Waived on November 27, 1995.

95-96	3	7	1	2	.500	0	2	.000	2	0	2	0	4-0	0	1	2	0.7
-------	---	---	---	---	------	---	---	------	---	---	---	---	-----	---	---	---	-----

Three-Point Field Goals: 1995-96, None Attempted.

### BEN CLYDE [#33] 6'7" 198 LBS 06/10/51 FLORIDA STATE '74

>> Transactions: Fifth round draft choice (89<sup>th</sup> pick overall) in 1974...Waived on March 6, 1975.

74-75	25	157	31	72	.431	7	9	.778	15	26	41	5	34-1	5	3	69	2.8
-------	----	-----	----	----	------	---	---	------	----	----	----	---	------	---	---	----	-----

### BIMBO COLES [#12] 6'2" 182 LBS 04/22/68 VIRGINIA TECH '90

>> Transactions: Signed as a free agent on March 8, 2003...Completed contract and was not re-signed.

02-03	14	175	22	49	.449	8	8	1.000	1	10	11	16	17-0	6	0	52	3.7
-------	----	-----	----	----	------	---	---	-------	---	----	----	----	------	---	---	----	-----

Three-Point Field Goals: 2002-03, 0-for-7 (.000).

#### PLAYOFF RECORD

02-03	3	9	0	4	.000	0	0	.000	0	1	1	2	1-0	0	0	0	0.0
-------	---	---	---	---	------	---	---	------	---	---	---	---	-----	---	---	---	-----

Three-Point Field Goals: 2002-03, 0-for-2 (.000).

### GENE CONLEY [#17] 6'9" 230 LBS 11/10/30 WASHINGTON STATE '52

52-53	39	461	35	108	.324	18	31	.581			171	19	74-1			88	2.3
58-59	50	663	86	262	.328	37	64	.578			276	19	117-2			209	4.2
59-60	71	1330	201	539	.373	76	114	.667			590	32	270-10			478	6.7
60-61	75	1242	183	495	.370	106	153	.693			550	40	275-15			472	6.3
<b>TOTALS</b>	<b>235</b>	<b>3696</b>	<b>505</b>	<b>1404</b>	<b>.360</b>	<b>237</b>	<b>362</b>	<b>.655</b>			<b>1587</b>	<b>110</b>	<b>736-28</b>			<b>1247</b>	<b>5.3</b>

#### PLAYOFF RECORD

58-59	11	157	24	66	.364	6	13	.462			75	7	40-2			54	4.9
59-60	13	269	34	88	.386	16	22	.727			116	3	59-2			84	6.5
60-61	9	56	12	33	.364	7	12	.583			31	1	20-0			31	3.4
<b>TOTALS</b>	<b>33</b>	<b>482</b>	<b>70</b>	<b>187</b>	<b>.374</b>	<b>29</b>	<b>47</b>	<b>.617</b>			<b>222</b>	<b>11</b>	<b>119-4</b>			<b>169</b>	<b>5.1</b>

### MARTY CONLON [#0, #30] 6'11" 245 LBS 01/19/68 PROVIDENCE '90

>> Transactions: Signed as a free agent on November 2, 1996...Rights renounced on July 7, 1997...Signed on October 27, 1999, but was on Injured List from 11/1/99-12/12/99; waived on December 13, 1999.

96-97	74	1614	214	454	.471	144	171	.842	128	195	323	104	154-2	46	18	574	7.8
-------	----	------	-----	-----	------	-----	-----	------	-----	-----	-----	-----	-------	----	----	-----	-----

Three-Point Field Goals: 1996-97, 2-for-10 (.200).

### KEVIN (CHUCK) CONNORS [#11] 6'7" 205 LBS 04/10/21 D: 11/10/92 SETON HALL

46-47	49		94	380	.247	39	84	.464			40	129				227	4.6
47-48	4		5	13	.385	2	3	.667			1	5				12	3.0
<b>TOTALS</b>	<b>53</b>		<b>99</b>	<b>393</b>	<b>.252</b>	<b>41</b>	<b>87</b>	<b>.471</b>			<b>41</b>	<b>134</b>				<b>239</b>	<b>4.5</b>

### NORM COOK [#52] 6'9" 210 LBS 03/21/55 KANSAS '77

>> Transactions: First round draft choice (16<sup>th</sup> pick overall) in 1976...Waived on October 20, 1977.

76-77	25	138	27	72	.375	9	17	.529	10	17	27	5	27-0	10	3	63	2.5
-------	----	-----	----	----	------	---	----	------	----	----	----	---	------	----	---	----	-----

#### PLAYOFF RECORD

76-77	1	3	2	2	1.000	0	0	.000	0	0	0	0	0-0	0	0	4	4.0
-------	---	---	---	---	-------	---	---	------	---	---	---	---	-----	---	---	---	-----

### CHUCK COOPER [#11] 6'5" 220 LBS 09/29/26 D: 02/05/84 DUQUESNE '50

50-51	66		207	601	.344	201	267	.753			562	174	219-7			615	9.3
51-52	66	1976	197	545	.361	149	201	.741			502	134	219-8			543	8.2
52-53	70	1994	157	466	.337	144	190	.758			439	112	258-11			458	6.5
53-54	70	1101	78	261	.299	78	116	.672			304	74	150-1			234	3.3
<b>TOTALS</b>	<b>272</b>		<b>639</b>	<b>1873</b>	<b>.341</b>	<b>572</b>	<b>774</b>	<b>.739</b>			<b>1807</b>	<b>494</b>	<b>846-27</b>			<b>1850</b>	<b>6.8</b>

YEAR	G	MIN	FGM	FGA	PCT	FTM	FTA	PCT	OFF	DEF	TOT	AST	PF-DQ	ST	BL	PTS	AVG
<b>CHUCK COOPER PLAYOFF RECORD</b>																	
50-51	2		4	12	.333	2	5	.400			13	3	8-0			10	5.0
51-52	3	128	8	25	.320	17	19	.895			16	4	17-2			33	11.0
52-53	6	195	19	48	.396	27	27	.815			39	14	27-2			60	10.0
53-54	6	108	8	16	.500	11	8	.727			31	4	21-1			24	4.0
<b>TOTALS</b>	<b>17</b>		<b>39</b>	<b>101</b>	<b>.386</b>	<b>49</b>	<b>62</b>	<b>.790</b>			<b>99</b>	<b>25</b>	<b>73-5</b>			<b>127</b>	<b>7.5</b>

<b>CHRIS CORCHIANI [#12]</b>		<b>6'1"</b>	<b>186 LBS</b>	<b>03/28/68 NORTH CAROLINA STATE '91</b>													
<b>&gt;&gt; Transactions: Signed as a free agent on September 15, 1993...Not re-signed after the 1993-94 season.</b>																	
93-94	51	467	40	94	.426	26	38	.684	8	36	44	86	47-0	22	2	117	2.3
Three-Point Field Goals: 1993-94, 11-for-38 (.289).																	

<b>MEL COUNTS [#11]</b>		<b>7'0"</b>	<b>230 LBS</b>	<b>10/16/41</b>		<b>OREGON STATE '64</b>										
<b>&gt;&gt; Transactions: First round draft choice (7<sup>th</sup> pick overall) in 1964...Traded to the Baltimore Bullets for Bailey Howell on September 1, 1966.</b>																
64-65	54	572	100	272	.368	58	74	.784	265	19	134-1				258	4.8
65-66	67	1021	221	549	.403	120	145	.828	432	50	207-5				562	8.4
<b>TOTALS</b>	<b>121</b>	<b>1593</b>	<b>321</b>	<b>821</b>	<b>.391</b>	<b>178</b>	<b>219</b>	<b>.813</b>	<b>697</b>	<b>69</b>	<b>341-6</b>				<b>820</b>	<b>6.8</b>

<b>PLAYOFF RECORD</b>																
64-65	4	30	4	15	.267	1	1	1.000	11	1	10-0				9	2.3
65-66	10	82	14	39	.359	15	17	.882	40	3	26-0				43	4.3
<b>TOTALS</b>	<b>14</b>	<b>112</b>	<b>18</b>	<b>54</b>	<b>.333</b>	<b>16</b>	<b>18</b>	<b>.889</b>	<b>51</b>	<b>4</b>	<b>36-0</b>				<b>52</b>	<b>3.7</b>

<b>BOB COUSY [#14]</b>		<b>6'1"</b>	<b>175 LBS</b>	<b>08/09/28</b>		<b>HOLY CROSS '50</b>										
<b>&gt;&gt; Transactions: NBA rights drawn out of a hat by the Celtics in a dispersal of the Chicago Stags franchise in 1950...Traded to the Cincinnati Royals for Bill Dinwiddie on November 18, 1969.</b>																
50-51	69		401	1138	.352	276	365	.756	474	341	185-2				1078	15.6
51-52	66	2681	512	1388	.369	409	506	.808	421	441	190-5				1433	21.7
52-53	71	2945	464	1320	.352	479	587	.816	449	547	227-4				1407	19.8
53-54	72	2857	486	1262	.385	411	522	.787	394	518	201-3				1383	19.2
54-55	71	2747	522	1316	.397	460	570	.807	424	557	165-1				1504	21.2
55-56	72	2767	440	1223	.360	476	564	.844	492	642	206-2				1356	18.8
56-57	64	2364	478	1264	.378	363	442	.821	309	478	134-0				1319	20.6
57-58	65	2222	445	1262	.353	277	326	.850	322	463	136-1				1167	18.0
58-59	65	2403	484	1260	.384	329	385	.855	359	557	135-0				1297	20.0
59-60	75	2588	568	1481	.384	319	403	.792	352	715	146-2				1455	19.4
60-61	76	2468	513	1382	.371	352	452	.779	331	587	196-0				1378	18.1
61-62	75	2114	462	1181	.391	251	333	.754	261	584	135-0				1175	15.7
62-63	76	1975	392	988	.397	219	298	.735	193	515	175-0				1003	13.2
<b>TOTALS</b>	<b>917</b>	<b>30131</b>	<b>6167</b>	<b>16465</b>	<b>.375</b>	<b>4621</b>	<b>5753</b>	<b>.803</b>	<b>4781</b>	<b>6945</b>	<b>2231-20</b>				<b>16955</b>	<b>18.5</b>

<b>PLAYOFF RECORD</b>																
50-51	2		9	42	.214	10	12	.833	15	12	8-0				28	14.0
51-52	3	138	26	65	.400	41	44	.932	12	19	13-1				93	31.0
52-53	6	270	46	120	.383	61	73	.836	25	37	21-0				153	25.5
53-54	6	260	33	116	.284	60	75	.800	32	38	20-0				126	21.0
54-55	7	299	53	139	.381	46	48	.958	43	65	26-0				152	21.7
55-56	3	124	28	56	.500	23	25	.920	24	26	4-0				79	26.3
56-57	10	440	67	207	.324	68	91	.747	61	93	27-0				202	20.2
57-58	11	457	67	196	.342	64	75	.853	71	82	20-0				198	18.0
58-59	11	460	72	221	.326	70	94	.745	76	119	28-0				214	19.5
59-60	13	468	80	262	.305	39	51	.765	48	116	27-0				199	15.3
60-61	10	337	50	147	.340	67	88	.761	43	91	33-1				167	16.7
61-62	14	474	86	241	.357	52	76	.684	64	123	43-0				224	16.0
62-63	13	413	72	204	.353	39	47	.830	32	116	44-2				183	14.1
<b>TOTALS</b>	<b>109</b>	<b>4140</b>	<b>689</b>	<b>2016</b>	<b>.342</b>	<b>640</b>	<b>799</b>	<b>.801</b>	<b>546</b>	<b>937</b>	<b>314-4</b>				<b>2018</b>	<b>18.5</b>

YEAR G MIN FGM FGA PCT FTM FTA PCT OFF DEF TOT AST PF-DQ ST BL PTS AVG

**DAVE COWENS [#18] 6'8 1/2" 230 LBS 10/25/48 FLORIDA STATE '70**

>> Transactions: First round draft choice (4th pick overall) in 1970...Traded to the Milwaukee Bucks for Quinn Buckner on September 9, 1982.

70-71	81	3076	550	1302	.422	273	373	.732			1216	228	350-15			1373	17.0
71-72	79	3186	657	1357	.484	175	243	.720			1203	245	314-10			1489	18.8
72-73	82	3425	740	1637	.452	204	262	.779			1329	333	311-7			1684	20.5
73-74	80	3352	645	1475	.437	228	274	.832	264	993	1257	354	294-7	95	101	1518	19.0
74-75	65	2632	569	1199	.475	191	244	.783	229	729	958	296	243-7	87	73	1329	20.4
75-76	78	3101	611	1305	.468	257	340	.756	335	911	1246	325	314-10	94	71	1479	19.0
76-77	50	1888	328	756	.434	162	198	.818	147	550	697	248	181-7	46	49	818	16.4
77-78	77	3215	598	1220	.490	239	284	.842	248	830	1078	351	297-5	102	67	1435	18.6
78-79	68	2517	488	1010	.483	151	187	.807	152	500	652	242	263-16	76	51	1127	16.6
79-80	66	2159	422	932	.453	95	122	.779	126	408	534	206	216-2	69	61	940	14.2
<b>TOTALS</b>	<b>726</b>	<b>28551</b>	<b>5608</b>	<b>12193</b>	<b>.460</b>	<b>1975</b>	<b>2527</b>	<b>.782</b>	<b>1501</b>	<b>4921</b>	<b>10170</b>	<b>2828</b>	<b>2783-86</b>	<b>569</b>	<b>473</b>	<b>13192</b>	<b>18.2</b>

Three Point Field Goals: 1979-80, 1-for-12 (.083).

**PLAYOFF RECORD**

71-72	11	441	71	156	.455	28	47	.596			152	33	50-2			170	15.5
72-73	13	598	129	273	.473	27	41	.659			216	48	54-2			285	21.9
73-74	18	772	161	370	.435	47	59	.797	60	180	240	66	85-2	21	17	369	20.5
74-75	11	479	101	236	.428	23	26	.885	49	132	181	46	50-2	18	6	225	20.5
75-76	18	798	156	341	.457	66	87	.759	87	209	296	83	85-4	22	13	378	21.0
76-77	9	379	66	148	.446	17	22	.773	29	105	134	36	37-3	8	13	149	16.6
79-80	9	301	49	103	.476	10	11	909	18	48	66	21	37-0	9	7	108	12.0
<b>TOTALS</b>	<b>89</b>	<b>3768</b>	<b>733</b>	<b>1627</b>	<b>.451</b>	<b>218</b>	<b>293</b>	<b>.744</b>	<b>243</b>	<b>674</b>	<b>1285</b>	<b>333</b>	<b>398-15</b>	<b>78</b>	<b>56</b>	<b>1684</b>	<b>18.9</b>

Three-Point Field Goals: 1979-80, 0-for-2 (.000).

**HAL CRISLER [#15] 6'3" 215 LBS 12/31/23 D: 11/02/87 SAN JOSE STATE**

46-47	4		2	6	.333	2	2	1.000				0	6			6	1.5
-------	---	--	---	---	------	---	---	-------	--	--	--	---	---	--	--	---	-----

**GLEN DAVIS [#11] 6'9" 295 LBS 01/01/86 LOUISIANA STATE '07**

>> Transactions: Draft rights acquired from the Seattle SuperSonics along with Ray Allen in exchange for Wally Szczerbiak, Delonte West and the draft rights to Jeff Green on June 28, 2007...Re-signed on August 10, 2009.

07-08	69	940	107	221	.484	99	150	.660	95	113	208	28	160-3	31	20	313	4.5
08-09	76	1637	199	450	.442	130	178	.730	112	179	301	69	230-3	54	19	530	7.0
09-10	54	933	122	279	.437	96	138	.696	101	104	205	35	132-2	21	14	340	6.3
10-11	78	2298	359	801	.448	195	265	.736	101	324	425	92	231-4	78	30	915	11.7
<b>TOTALS</b>	<b>277</b>	<b>5808</b>	<b>787</b>	<b>1751</b>	<b>.449</b>	<b>520</b>	<b>731</b>	<b>.711</b>	<b>418</b>	<b>721</b>	<b>1159</b>	<b>224</b>	<b>753-12</b>	<b>183</b>	<b>83</b>	<b>2098</b>	<b>7.6</b>

Three-Point Field Goals: 2007-08, None Attempted; 2008-09, 2-for-5 (.400); 2009-10, 0-for-4 (.000); 2010-11, 2-for-15 (.133) Totals: 4-for-24 (.167).

**PLAYOFF RECORD**

07-08	17	137	14	34	.412	11	18	.611	12	13	25	7	27-1	5	4	39	2.3
08-09	14	510	86	175	.491	49	69	.710	33	46	79	25	59-3	18	8	221	15.8
09-10	24	483	59	124	.476	57	79	.722	39	70	109	10	54-0	19	9	175	7.3
10-11	9	191	18	46	.391	8	11	.727	7	25	32	8	21-0	3	0	44	4.9
<b>TOTALS</b>	<b>54</b>	<b>1321</b>	<b>177</b>	<b>379</b>	<b>.467</b>	<b>125</b>	<b>177</b>	<b>.706</b>	<b>91</b>	<b>154</b>	<b>245</b>	<b>50</b>	<b>161-4</b>	<b>45</b>	<b>21</b>	<b>479</b>	<b>8.9</b>

Three-Point Field Goals: 2007-08, 0-for-1 (.000); 2008-09, None Attempted; 2009-10, 0-for-3 (.000); 2010-11, 0-for-1 (.000). Totals: 0-for-4 (.000).

**RICKY DAVIS [#12] 6'7" 195 LBS 09/23/79 IOWA '98**

>> Transactions: Acquired from the Cleveland Cavaliers along with Chris Mihm, Michael Stewart and a second round draft choice, in exchange for Tony Battie, Kedrick Brown and Eric Williams on December 15, 2003...Traded to the Minnesota Timberwolves along with Marcus Banks, Mark Blount and Justin Reed and two conditional second draft choices for Wally Szczerbiak, Michael Olowokandi, Dwayne Jones and a future first round draft choice on January 26, 2006.

03-04	57	1678	312	639	.488	145	198	.732	59	178	237	148	120-0	71	14	804	14.1
04-05	82	2696	481	1041	.462	286	351	.815	66	183	249	246	174-1	89	27	1309	16.0
05-06	42	1747	329	709	.464	129	164	.787	40	147	187	221	91-1	49	9	827	19.7
<b>TOTALS</b>	<b>181</b>	<b>6121</b>	<b>1122</b>	<b>2389</b>	<b>.470</b>	<b>560</b>	<b>713</b>	<b>.785</b>	<b>165</b>	<b>508</b>	<b>673</b>	<b>615</b>	<b>385-2</b>	<b>209</b>	<b>50</b>	<b>2940</b>	<b>16.2</b>

Three-Point Field Goals: 2003-04, 35-for-92 (.380); 2004-05, 61-for-180 (.339); 2005-06, 40-for-125 (.320). Totals: 136-for-397 (.340).

**PLAYOFF RECORD**

03-04	4	123	16	40	.400	11	16	.688	3	9	12	14	7-0	2	0	47	11.8
04-05	7	240	32	74	.432	20	26	.769	5	20	25	14	23-1	9	2	87	12.4
<b>TOTALS</b>	<b>11</b>	<b>363</b>	<b>48</b>	<b>114</b>	<b>.421</b>	<b>31</b>	<b>42</b>	<b>.738</b>	<b>8</b>	<b>29</b>	<b>37</b>	<b>28</b>	<b>30-1</b>	<b>11</b>	<b>2</b>	<b>134</b>	<b>12.2</b>

Three-Point Field Goals: 2003-04, 4-for-10 (.400); 2004-05, 3-for-9 (.333). Totals: 7-for-19 (.368).

YEAR G MIN FGM FGA PCT FTM FTA PCT OFF DEF TOT AST PF-DQ ST BL PTS AVG

### TONY DAWSON [#45] 6'7" 220 LBS 08/25/67 FLORIDA STATE '89

>> Transactions: Signed to the first of two consecutive ten-day contracts on March 28, 1995...Was not re-signed after the 1994-95 season.

94-95 2 13 3 8 .375 1 1 1.000 0 3 3 1 4-0 0 0 8 4.0  
Three-Point Field Goals: 1994-95, 1-for-3 (.333).

### TODD DAY [#13] 6'6" 188 LBS 01/7/70 ARKANSAS '92

>> Transactions: Acquired from the Milwaukee Bucks with Alton Lister for Sherman Douglas on November 26, 1995...Rights were renounced on July 7, 1997 (also played 8 games for Milwaukee in 1995-96).

95-96 71 1636 277 746 .371 200 261 .766 62 140 202 102 198-1 77 48 849 12.0  
96-97 81 2277 398 999 .398 256 331 .773 109 221 330 117 208-0 108 48 1178 14.5  
**TOTALS 152 3913 675 1745 .384 456 592 .769 171 361 532 219 406-1 185 96 2027 13.4**  
Three-Point Field Goals: 1995-96, 95-for-277 (.343); 1996-97, 126-for-348 (.362). Totals: 221-for-625 (.354).

### DARREN DAYE [#20] 6'8" 221 LBS 11/30/60 UCLA '83

>> Transactions: Signed as a free agent on December 11, 1986 (also played 1 game for Chicago in 1986-87)...Waived on February 24, 1988.

86-87 61 724 101 202 .500 34 65 .523 37 87 124 75 98-0 25 7 236 3.9  
87-88 47 655 112 217 .516 59 87 .678 30 46 76 71 68-0 29 4 283 6.0  
**TOTALS 108 1379 213 419 .508 93 152 .612 67 133 200 146 166-0 54 11 519 4.8**  
Three-Point Field Goals: 1986-87, None Attempted; 1987-88, 0-for-1 (.000). Totals: 0-for-1 (.000).

#### PLAYOFF RECORD

86-87 23 240 42 72 .583 32 37 .865 11 21 32 13 33-1 9 3 116 5.0  
Three-Point Field Goals: Totals: None Attempted.

### ANDREW DECLERCQ [#45] 6'10" 230 LBS 02/01/73 FLORIDA '95

>> Transactions: Signed as a free agent on August 28, 1997...Traded with a 1999 first-round draft choice to the Cleveland Cavaliers for Vitally Potapenko on March 11, 1999.

97-98 81 1523 169 340 .497 101 168 .601 180 212 392 59 277-3 85 49 439 5.4  
98-99 14 258 28 57 .491 19 29 .655 33 30 63 10 51-1 13 9 75 5.4  
**TOTALS 95 1781 197 397 .496 120 197 .609 213 242 455 69 328-4 98 58 514 5.4**  
Three-Point Field Goals: 1997-98, 0-for-1 (.000); 1998-99, None Attempted. Totals: 0-for-1 (.000).

### TONY DELK [#7] 6'2" 189 LBS 1/28/74 KENTUCKY '96

>> Transactions: Acquired from the Phoenix Suns with Rodney Rogers for Randy Brown, Mill Palacio, Joe Johnson and a 2002 first round draft choice on February 20, 2002...Traded with Antoine Walker to Dallas for Raef LaFrentz, Chris Mills, Jiri Welsch and a 2004 first round draft choice on October 20, 2003.

01-02 22 570 60 172 .349 22 30 .733 20 59 79 51 38-0 22 6 162 7.4  
02-03 67 1873 233 560 .416 68 87 .782 41 191 232 146 124-0 72 10 654 9.8  
**TOTALS 89 2443 293 732 .400 90 117 .769 61 250 311 197 162-0 94 16 816 9.2**  
Three-Point Field Goals: 2001-02, 20-for-67 (.299); 2002-03, 120-for-304 (.395). Totals: 140-for-371 (.377).

#### PLAYOFF RECORD

01-02 14 227 23 65 .354 7 12 .583 8 26 34 16 13-0 8 5 66 4.7  
02-03 10 368 54 114 .474 28 32 .875 5 42 47 36 24-0 12 4 158 15.8  
**TOTALS 24 595 77 179 .430 35 44 .795 13 68 81 52 37-0 20 9 224 9.3**  
Three-Point Field Goals: 2001-02, 13-for-33 (.394); 2002-03, 22-for-49 (.449). Totals: 35-for-82 (.427).

### DAN DICKAU [#20] 6'0" 190 LBS 09/16/78 GONZAGA '02

>> Transactions: Signed as a free agent on September 30, 2005...Traded to the Portland Trail Blazers along with Raef LaFrentz and Boston's 2006 first round draft pick (#7 pick overall) for Sebastian Telfair, Theo Ratliff and a second round draft pick in 2008 on June 28, 2006.

05-06 19 234 17 46 .370 18 18 1.000 5 11 16 40 40-1 11 1 62 3.3  
Three-Point Field Goals: 2005-06, 10-for-20 (.500).

### DICK DICKEY [#23] 6'1" 175 LBS 10/26/26 NORTH CAROLINA STATE '50

51-52 45 440 40 136 .294 47 69 .681 81 50 79-2 127 2.8

#### PLAYOFF RECORD

51-52 3 31 1 8 .125 6 7 .857 3 5 7-0 8 2.7

### ERNIE DIGREGORIO [#7] 6'0" 180 LBS 01/15/51 PROVIDENCE '73

>> Transactions: Signed as a free agent on February 1, 1978 (played 25 games for Los Angeles in 1977-78)...Invited to Celtics training camp in 1981 but left on October 4, 1981.

77-78 27 274 47 109 .431 12 13 .923 2 25 27 66 22-0 12 1 106 3.9

**YEAR G MIN FGM FGA PCT FTM FTA PCT OFF DEF TOT AST PF-DQ ST BL PTS AVG**

**BILL DINWIDDIE [#27] 6'7" 200 LBS 07/15/43 NEW MEXICO HIGHLANDS '66**

>> Transactions: Acquired from the Cincinnati Royals for the playing rights to Bob Cousy on November 18, 1969...Traded to the Milwaukee Bucks for cash and future draft choices on October 11, 1971.

69-70															<b>INJURED</b>	
70-71	61	717	123	328	.375	54	74	.730			209	34	90-1		300	4.9

**BOB DOLL [#19] 6'5" 195 LBS 08/10/19 D: 09/18/59 COLORADO '42**

48-49	47		145	438	.331	80	117	.684			117	118			370	7.9
49-50	47		120	347	.346	75	114	.658			108	117			315	6.7
<b>TOTALS</b>	<b>94</b>		<b>265</b>	<b>785</b>	<b>.338</b>	<b>155</b>	<b>231</b>	<b>.671</b>			<b>225</b>	<b>235</b>			<b>685</b>	<b>7.3</b>

**BOB DONHAM [#12] 6'2" 190 LBS 10/11/26 D: 09/21/83 OHIO STATE '50**

>> Transactions: Third round draft choice in 1950.

50-51	68		151	298	.507	114	229	.498			235	139	179-3		416	6.1
51-52	66	1980	201	413	.487	149	293	.509			330	228	223-9		551	8.3
52-53	71	1435	169	353	.479	113	240	.471			239	153	213-8		451	6.4
53-54	68	1451	141	315	.448	118	213	.554			267	186	235-11		400	5.9
<b>TOTALS</b>	<b>273</b>		<b>662</b>	<b>1379</b>	<b>.480</b>	<b>494</b>	<b>975</b>	<b>.507</b>			<b>1071</b>	<b>706</b>	<b>850-31</b>		<b>1818</b>	<b>6.7</b>

**PLAYOFF RECORD**

50-51	2		4	9	.444	5	12	.417			8	2	9-1		13	6.5
51-52	3	112	9	19	.474	9	18	.500			13	17	16-1		27	9.0
52-53	6	138	11	38	.289	11	27	.407			21	13	24-3		33	5.5
53-54	6	98	7	15	.467	6	19	.316			12	6	32-4		20	3.3
<b>TOTALS</b>	<b>17</b>		<b>31</b>	<b>81</b>	<b>.383</b>	<b>31</b>	<b>76</b>	<b>.408</b>			<b>54</b>	<b>38</b>	<b>81-9</b>		<b>93</b>	<b>5.5</b>

**SHERMAN DOUGLAS [#4, #20] 6'1" 198 LBS 09/15/66 SYRACUSE '89**

>> Transactions: Acquired from the Miami Heat for Brian Shaw on January 10, 1992 (also played 5 games for Miami in 1991-92)...Traded to the Milwaukee Bucks for Todd Day and Alton Lister on November 26, 1995 (also played 69 games for Milwaukee in 1995-96).

91-92	37	654	101	222	.455	68	100	.680	12	45	57	153	68-0	21	9	271	7.3
92-93	79	1932	264	530	.498	84	150	.560	65	97	162	508	166-1	49	10	618	7.8
93-94	78	2789	425	919	.462	177	276	.641	70	123	193	683	171-2	89	11	1040	13.3
94-95	65	2048	365	769	.475	204	296	.689	48	122	170	446	152-0	80	2	954	14.7
95-96	10	234	36	84	.429	25	40	.625	6	17	23	39	16-0	2	0	98	9.8
<b>TOTALS</b>	<b>269</b>	<b>7657</b>	<b>1191</b>	<b>2524</b>	<b>.472</b>	<b>558</b>	<b>862</b>	<b>.647</b>	<b>201</b>	<b>404</b>	<b>605</b>	<b>2129</b>	<b>573-3</b>	<b>241</b>	<b>32</b>	<b>2981</b>	<b>11.1</b>

Three-Point Field Goals: 1991-92, 1-for-9 (.111); 1992-93, 6-for-29 (.207); 1993-94, 13-for-56 (.232); 1994-95, 20-for-82 (.244); 1995-96, 1-for-7 (.143). Totals: 41-for-183 (.224).

**PLAYOFF RECORD**

91-92	6	65	9	25	.360	1	2	.500	1	3	4	10	8-0	0	0	19	3.2
92-93	4	166	17	45	.378	10	15	.667	12	14	26	38	10-0	4	0	44	11.0
94-95	4	168	24	68	.353	8	11	.727	4	16	20	33	12-0	4	1	60	15.0
<b>TOTALS</b>	<b>14</b>	<b>399</b>	<b>50</b>	<b>138</b>	<b>.362</b>	<b>19</b>	<b>28</b>	<b>.679</b>	<b>17</b>	<b>33</b>	<b>50</b>	<b>81</b>	<b>30-0</b>	<b>8</b>	<b>1</b>	<b>123</b>	<b>8.8</b>

Three-Point Field Goals: 1991-92, 0-for-2 (.000); 1992-93, 0-for-3 (.000); 1994-95, 4-for-12 (.333). Totals: 4-for-17 (.235).

**STEVE DOWNING [#32] 6'8" 225 LBS 09/09/50 INDIANA '73**

>> Transactions: First round draft choice (17<sup>th</sup> pick overall) in 1973...Waived on November 21, 1974.

73-74	24	137	21	64	.328	22	38	.579	14	25	39	11	33-0	5	0	64	2.7
74-75	3	9	0	2	.000	0	2	.000	0	2	2	0	0-0	0	0	0	0.0
<b>TOTALS</b>	<b>27</b>	<b>146</b>	<b>21</b>	<b>66</b>	<b>.318</b>	<b>22</b>	<b>40</b>	<b>.550</b>	<b>14</b>	<b>27</b>	<b>41</b>	<b>11</b>	<b>33-0</b>	<b>5</b>	<b>0</b>	<b>64</b>	<b>2.4</b>

**PLAYOFF RECORD**

73-74	1	4	1	2	.500	0	0	.000	2	0	2	0	1-0	0	0	2	2.0
-------	---	---	---	---	------	---	---	------	---	---	---	---	-----	---	---	---	-----

**NATE DRIGGERS [#27] 6'4" 215 LBS 10/12/73 MONTEVALLO '95**

>> Transactions: Signed as a free agent on September 10, 1996...Waived on October 31, 1996...Re-signed on November 8, 1996...Waived on November 25, 1996...Re-signed to a ten-day contract on April 4, 1997...Re-signed for the remainder of the season on April 14, 1997...Rights renounced on July 7, 1997.

96-97	15	132	13	43	.302	10	14	.714	12	10	22	6	10-0	3	2	36	2.4
-------	----	-----	----	----	------	----	----	------	----	----	----	---	------	---	---	----	-----

Three-Point Field Goals: 1996-97, 0-for-9 (.000).

YEAR	G	MIN	FGM	FGA	PCT	FTM	FTA	PCT	OFF	DEF	TOT	AST	PF-DQ	ST	BL	PTS	AVG
------	---	-----	-----	-----	-----	-----	-----	-----	-----	-----	-----	-----	-------	----	----	-----	-----

### TERRY DUEROD [#40] 6'2" 180 LBS 07/29/56 DETROIT '79

>> Transactions: Signed as a free agent on December 4, 1980 (also played 18 games for Dallas in 1980-81)...Waived on October 26, 1982.

80-81	52	114	30	73	.411	13	14	.929	2	3	5	6	8-0	5	0	79	2.5
81-82	21	146	34	77	.442	4	12	.333	6	9	15	12	9-0	3	1	72	3.4
<b>TOTALS</b>	<b>53</b>	<b>260</b>	<b>64</b>	<b>150</b>	<b>.427</b>	<b>17</b>	<b>26</b>	<b>.654</b>	<b>8</b>	<b>12</b>	<b>20</b>	<b>18</b>	<b>17-0</b>	<b>8</b>	<b>1</b>	<b>151</b>	<b>2.8</b>

Three-Point Field Goals: 1980-81, 6-for-10 (.600); 1981-82, 0-for-1 (.000).

#### PLAYOFF RECORD

80-81	10	12	4	10	.400	0	0	.000	0	0	0	0	0-0	1	0	8	0.8
-------	----	----	---	----	------	---	---	------	---	---	---	---	-----	---	---	---	-----

Three-Point Field Goals: 0-for-2 (.000).

### BOB DUFFY [#17] 6'4" 175 LBS 07/05/22 TULANE

46-47	6		2	7	.286	4	4	1.000				0	4			8	1.3
-------	---	--	---	---	------	---	---	-------	--	--	--	---	---	--	--	---	-----

Also played 11 games for Chicago in 1946-47.

### ANDY DUNCAN [#21] 6'6" 195 LBS 04/17/22 KENTUCKY/WILLIAM & MARY

50-51	14		7	40	.175	15	22	.682			30	8	27-0			29	2.1
-------	----	--	---	----	------	----	----	------	--	--	----	---	------	--	--	----	-----

### ACIE EARL [#55] 6'10" 265 LBS 06/23/70 IOWA '93

>> Transactions: First round draft choice (19<sup>th</sup> pick overall) in 1993...Selected by the Toronto Raptors in the NBA expansion draft on June 24, 1995.

93-94	74	1149	151	372	.406	108	160	.675	85	162	247	12	178-5	24	53	410	5.5
94-95	30	208	26	68	.382	14	29	.483	19	26	45	2	29-0	6	8	66	2.2
<b>TOTALS</b>	<b>104</b>	<b>1357</b>	<b>177</b>	<b>440</b>	<b>.402</b>	<b>122</b>	<b>189</b>	<b>.646</b>	<b>104</b>	<b>188</b>	<b>292</b>	<b>14</b>	<b>207-5</b>	<b>30</b>	<b>61</b>	<b>476</b>	<b>4.6</b>

Three-Point Field Goals: 1993-94, 0-for-1 (.000); 1994-95, None Attempted. Totals: 0-for-1 (.000).

#### PLAYOFF RECORD

94-95	1	10	1	3	.333	0	2	.000	1	1	2	0	4-0	0	0	2	2.0
-------	---	----	---	---	------	---	---	------	---	---	---	---	-----	---	---	---	-----

Three-Point Field Goals: 1994-95, None Attempted.

### TYUS EDNEY [#20] 5'10" 152 LBS 02/14/73 UCLA '95

>> Transactions: Signed as a free agent on August 22, 1997...Became a free agent after the Celtics did not exercise the option for the 1998-99 season on June 30, 1998.

97-98	52	623	93	216	.431	88	111	.793	20	35	55	139	69-0	51	1	277	5.3
-------	----	-----	----	-----	------	----	-----	------	----	----	----	-----	------	----	---	-----	-----

Three-Point Field Goals: 3-for-10 (.300).

### THEODORE (BLUE) EDWARDS [#30] 6'4" 228 LBS 10/31/65 EAST CAROLINA '89

>> Transactions: Acquired from the Milwaukee Bucks with Derek Strong for Ed Pinckney and the draft rights to Andrei Fetisov on June 29, 1994 (also played 36 games for Utah in 1994-95)...Traded to the Utah Jazz for Jay Humphries and a 1995 second-round draft choice on February 3, 1995.

94-95	31	507	83	195	.426	43	48	.896	25	40	65	47	64-0	19	10	220	7.1
-------	----	-----	----	-----	------	----	----	------	----	----	----	----	------	----	----	-----	-----

Three-Point Field Goals: 11-for-43 (.256).

### ED EHLERS [#14] 6'3" 198 LBS 03/10/23 PURDUE '47

>> Transactions: Boston's first-ever first round draft choice (1<sup>st</sup> pick overall) in 1947.

47-48	40		104	417	.249	78	144	.542				44	92			286	7.2
48-49	59		182	583	.312	150	225	.667				133	119			514	8.7
<b>TOTALS</b>	<b>99</b>		<b>286</b>	<b>1000</b>	<b>.286</b>	<b>228</b>	<b>369</b>	<b>.618</b>				<b>177</b>	<b>211</b>			<b>800</b>	<b>8.1</b>

### DON ELIASON [#14] 6'2" 222 LBS 07/24/18 HAMLINE '42

46-47	1		0	1	.000	0	0	.000				0	1			0	0.0
-------	---	--	---	---	------	---	---	------	--	--	--	---	---	--	--	---	-----

### PERVIS ELLISON [#29] 6'10" 242 LBS 04/03/67 LOUISVILLE '89

>> Transactions: Signed as an unrestricted free agent on August 1, 1994...Not re-signed after the 1999-2000 season.

94-95	55	1083	152	300	.507	71	99	.717	124	185	309	34	179-5	22	54	375	6.8
95-96	69	1431	145	295	.492	75	117	.641	151	300	451	62	207-2	39	99	365	5.3
96-97	6	125	6	16	.375	3	5	.600	17	26	26	4	21-1	5	9	15	2.5
97-98	33	447	40	70	.571	20	34	.588	52	57	109	31	90-2	20	31	100	3.0
98-99	0	0	0	0	.000	0	0	.000	0	0	0	0	0-0	0	0	0	0.0
99-00	30	269	19	43	.442	15	21	.714	29	38	67	13	67-1	10	8	53	1.8
<b>TOTALS</b>	<b>193</b>	<b>2355</b>	<b>362</b>	<b>724</b>	<b>.500</b>	<b>184</b>	<b>276</b>	<b>.667</b>	<b>373</b>	<b>606</b>	<b>962</b>	<b>144</b>	<b>564-11</b>	<b>96</b>	<b>201</b>	<b>908</b>	<b>4.7</b>

YEAR	G	MIN	FGM	FGA	PCT	FTM	FTA	PCT	OFF	DEF	TOT	AST	PF-DQ	ST	BL	PTS	AVG
------	---	-----	-----	-----	-----	-----	-----	-----	-----	-----	-----	-----	-------	----	----	-----	-----

**PERVIS ELLISON CONT.**

Three-Point Field Goals: 1994-95, 0-for-2 (.000); 1995-96, None Attempted, 1996-97, None Attempted; 1997-98, None Attempted; 1998-99, None Attempted; 1999-00, None Attempted; Totals: 0-for-2 (.000).

**WAYNE EMBRY [#28] 6'8" 255 LBS 03/26/37 MIAMI (OH) '58**

>> Transactions: Acquired from the Cincinnati Royals for cash and a draft choice on September 15, 1966...Selected by the Milwaukee Bucks in the NBA expansion draft on May 6, 1968.

66-67	72	729	147	359	.409	82	144	.569			294	42	137-0			376	5.2
67-68	78	1088	193	483	.400	109	185	.589			321	52	174-1			495	6.3
<b>TOTALS</b>	<b>150</b>	<b>1817</b>	<b>340</b>	<b>842</b>	<b>.404</b>	<b>191</b>	<b>329</b>	<b>.581</b>			<b>615</b>	<b>94</b>	<b>311-1</b>			<b>871</b>	<b>5.8</b>

**PLAYOFF RECORD**

66-67	5	38	12	31	.387	2	4	.500			13	3	9-0			26	5.2
67-68	16	162	23	59	.390	13	29	.448			45	6	36-0			59	3.7
<b>TOTALS</b>	<b>21</b>	<b>200</b>	<b>35</b>	<b>90</b>	<b>.389</b>	<b>15</b>	<b>33</b>	<b>.455</b>			<b>58</b>	<b>9</b>	<b>45-0</b>			<b>85</b>	<b>4.0</b>

**GENE ENGLUND [#10] 6'5" 205 LBS 10/21/17 D: 11/05/95 WISCONSIN '41**

Also played 22 games for Tri-Cities in 1948-49.

**SEMIH ERDEN [#86] 7'0" 240 LBS 07/28/86 TURKEY**

>> Transactions: Second round draft choice (60<sup>th</sup> pick overall) in the 2008 NBA Draft...Signed July 5, 2010...Traded along with Luke Harangody to the Cleveland Cavaliers in exchange for a second round draft pick on February 24, 2011.

10-11	37	531	58	97	.598	34	54	.630	31	76	107	19	92-1	13	21	150	4.1
-------	----	-----	----	----	------	----	----	------	----	----	-----	----	------	----	----	-----	-----

Three-Point Field Goals: 2010-11, None Attempted.-

**JOHN EZERSKY [#10, #16] 6'3" 175 LBS 1921 ST. JOHN'S**

48-49	18		68	185	.368	49	80	.613			29	49				185	10.3
49-50	16		36	136	.265	35	51	.686			22	39				107	6.7
<b>TOTALS</b>	<b>34</b>		<b>104</b>	<b>321</b>	<b>.324</b>	<b>84</b>	<b>131</b>	<b>.641</b>			<b>51</b>	<b>88</b>				<b>292</b>	<b>8.6</b>

Also played 11 games for Providence and 27 games for Baltimore in 1948-49. Also played 38 games for Baltimore in 1949-50.

**PHIL FARBMAN [#8] 6'2" 185 LBS 04/03/24 CCNY '48**

48-49	21		21	78	.269	30	38	.789			18	36				72	3.4
-------	----	--	----	----	------	----	----	------	--	--	----	----	--	--	--	----	-----

Also played 27 games for Philadelphia in 1948-49.

**WARREN FENLEY [#7] 6'3" 190 LBS 02/08/22 MANHATTAN**

46-47	33		31	138	.225	23	45	.511				16	59			85	2.6
-------	----	--	----	-----	------	----	----	------	--	--	--	----	----	--	--	----	-----

**ERIC FERNSTEN [#45] 6'10" 210 LBS 11/01/53 SAN FRANCISCO '75**

>> Transactions: Signed as a free agent on June 27, 1979...Waived on October 28, 1982.

79-80	56	431	71	153	.464	33	52	.635	40	56	96	28	43-0	17	12	175	3.1
80-81	45	279	38	79	.481	20	30	.667	29	33	62	10	29-0	6	7	96	2.1
81-82	43	202	19	49	.388	19	30	.633	12	30	42	8	23-0	5	7	57	1.3
<b>TOTALS</b>	<b>144</b>	<b>912</b>	<b>128</b>	<b>281</b>	<b>.456</b>	<b>72</b>	<b>112</b>	<b>.643</b>	<b>81</b>	<b>119</b>	<b>200</b>	<b>46</b>	<b>95-0</b>	<b>28</b>	<b>26</b>	<b>328</b>	<b>2.3</b>

Three-Point Field Goals: None Attempted.

**PLAYOFF RECORD**

79-80	5	18	2	6	.333	2	3	.667	3	2	5	0	1-0	0	3	6	1.2
80-81	8	14	0	3	.000	2	3	.667	1	3	4	1	3-0	1	0	2	0.3
81-82	5	11	1	2	.500	1	2	.500	2	0	2	0	0-0	0	0	3	0.6
<b>TOTALS</b>	<b>18</b>	<b>43</b>	<b>3</b>	<b>11</b>	<b>.273</b>	<b>5</b>	<b>8</b>	<b>.625</b>	<b>6</b>	<b>5</b>	<b>11</b>	<b>1</b>	<b>4-0</b>	<b>1</b>	<b>3</b>	<b>11</b>	<b>0.6</b>

Three-Point Field Goals: None Attempted.

YEAR G MIN FGM FGA PCT FTM FTA PCT OFF DEF TOT AST PF-DQ ST BL PTS AVG

### HENRY FINKEL [#29] 7'0" 245 LBS 04/20/42 DAYTON '66

>> Transactions: Sold by the San Diego Clippers for cash and a draft choice on August 22, 1969...Retired after the 1974-75 season.

69-70	80	1866	310	.683	.454	156	233	.670			613	103	292-13			776	9.7
70-71	80	1234	214	.489	.438	93	127	.732			343	79	196-5			521	6.5
71-72	78	736	103	.254	.406	43	74	.581			251	61	118-4			249	3.2
72-73	76	496	78	.173	.451	28	52	.538			151	26	83-0			184	2.4
73-74	60	427	60	.427	.462	28	43	.651	41	94	135	27	62-1	3	7	148	2.5
74-75	62	518	52	.518	.403	23	43	.535	33	79	112	32	72-0	7	3	127	2.0
<b>TOTALS</b>	<b>436</b>	<b>5277</b>	<b>817</b>	<b>.440</b>	<b>.371</b>	<b>572</b>	<b>.649</b>	<b>74</b>	<b>173</b>	<b>1605</b>	<b>328</b>	<b>823-23</b>	<b>10</b>	<b>10</b>	<b>2005</b>	<b>4.6</b>	

#### PLAYOFF RECORD

71-72	8	68	10	.22	.455	0	0	.000			24	3	11-0	1	0	20	2.5
72-73	7	23	6	.9	.667	0	0	.000			6	3	4-0	0	0	12	1.7
73-74	8	46	8	.18	.444	1	1	1.000	5	5	10	3	9-0	1	0	17	2.1
74-75	7	25	3	.7	.429	3	5	.600	3	3	6	4	2-0	0	0	9	1.3
<b>TOTALS</b>	<b>30</b>	<b>162</b>	<b>27</b>	<b>.56</b>	<b>.482</b>	<b>4</b>	<b>6</b>	<b>.667</b>	<b>8</b>	<b>8</b>	<b>46</b>	<b>13</b>	<b>26-0</b>	<b>2</b>	<b>0</b>	<b>58</b>	<b>1.9</b>

### MICHAEL FINLEY [#40] 6'7" 225 LBS 03/06/73 WISCONSIN '95

>> Transactions: Signed as a free agent on March 6, 2010.

09-10	21	314	44	.87	.506	2	6	.333	1	32	33	27	21-0	4	2	109	5.2
-------	----	-----	----	-----	------	---	---	------	---	----	----	----	------	---	---	-----	-----

Three-Point Field Goals: 2009-10, 19-for-41 (.463).

#### PLAYOFF RECORD

09-10	18	108	5	.20	.250	2	2	1.000	1	10	11	4	4-0	4	0	15	0.8
-------	----	-----	---	-----	------	---	---	-------	---	----	----	---	-----	---	---	----	-----

Three-Point Field Goals: 2009-10, 3-for-11 (.273).

### JACK FOLEY [#21] 6'3" 185 LBS 11/17/40 HOLY CROSS '62

62-63	5	46	13	.26	.500	6	8	.750			7	0				32	6.4
-------	---	----	----	-----	------	---	---	------	--	--	---	---	--	--	--	----	-----

Also played 6 games for New York in 1962-63.

### CHRIS FORD [#42] 6'5" 190 LBS 01/11/49 VILLANOVA '72

>> Transactions: Acquired from the Detroit Pistons with a 1981 second-round draft choice for Earl Tatum on August 19, 1978 (also played 3 games for Detroit in 1978-79)...Waived on October 25, 1982.

78-79	78	2629	525	1107	.474	165	219	.753	115	141	256	369	200-2	114	24	1215	15.6
79-80	73	2115	330	709	.465	86	114	.754	77	104	181	215	178-0	111	27	816	11.2
80-81	82	2723	314	707	.444	64	87	.736	72	91	163	295	212-2	100	23	728	8.9
81-82	76	1591	188	.450	.418	39	56	.696	52	56	108	142	143-0	42	10	435	5.7
<b>TOTALS</b>	<b>309</b>	<b>9058</b>	<b>1357</b>	<b>.2973</b>	<b>.456</b>	<b>354</b>	<b>476</b>	<b>.744</b>	<b>316</b>	<b>392</b>	<b>708</b>	<b>1021</b>	<b>733-4</b>	<b>367</b>	<b>84</b>	<b>3194</b>	<b>10.3</b>

Three-Point Field Goals: 1979-80, 70-for-164 (.427); 1980-81, 36-for-109 (.330); 1981-82, 20-for-63 (.317). Totals: 126-for-336 (.375).

#### PLAYOFF RECORD

79-80	9	279	34	.79	.430	12	15	.800	9	16	25	21	35-1	14	6	82	9.1
80-81	17	507	66	146	.452	15	25	.600	13	32	45	46	47-0	14	1	154	9.1
81-82	12	138	20	.42	.476	5	7	.714	6	9	15	15	15-0	3	1	47	3.9
<b>TOTALS</b>	<b>38</b>	<b>924</b>	<b>120</b>	<b>.267</b>	<b>.449</b>	<b>32</b>	<b>47</b>	<b>.681</b>	<b>28</b>	<b>57</b>	<b>85</b>	<b>82</b>	<b>97-1</b>	<b>31</b>	<b>8</b>	<b>283</b>	<b>7.4</b>

Three-Point Field Goals: 1979-80, 2-for-13 (.154); 1980-81, 7-for-25 (.280); 1981-82, 2-for-7 (.286). Totals: 11-for-45 (.244).

### JOSEPH FORTE [#40] 6'4" 194 LBS 03/23/81 NORTH CAROLINA '03

>> Transactions: First round draft choice (2<sup>nd</sup> pick overall) in 2001...Traded with Kenny Anderson and Vitally Potapenko to the Seattle SuperSonics for Vin Baker and Shammond Williams on July 22, 2002.

01-02	8	39	1	.12	.083	4	4	1.000	1	5	6	6	1-0	2	0	6	0.8
-------	---	----	---	-----	------	---	---	-------	---	---	---	---	-----	---	---	---	-----

Three-Point Field Goals: 2001-02, 0-for-3 (.000).

### DANNY FORTSON [#27] 6'7" 260 LBS 03/27/76 CINCINNATI '98

>> Transactions: Acquired from the Denver Nuggets with Eric Williams, Eric Washington and a first-round draft choice for Ron Mercer, Popeye Jones and Dwayne Schintzius on August 3, 1999...Traded with a future draft choice to the Toronto Raptors for Alvin Williams, Sean Marks and cash considerations on February 9, 2000; trade later voided because Williams failed a physical...Traded to the Golden State Warriors as part of a four-team deal in which Boston received Robert Pack, John Williams and cash considerations from the Dallas Mavericks and a conditional first-round draft choice from the Utah Jazz, Dallas received Dana Barros from Boston, Bill Curley from Golden State and Howard Eisley from Utah, Utah received Donyell Marshall from Golden State and Bruno Sundov from Dallas and Golden State received Adam Keefe from Utah on August 16, 2000.

99-00	55	856	140	.265	.528	139	189	.735	141	225	366	29	180-4	20	5	419	7.6
-------	----	-----	-----	------	------	-----	-----	------	-----	-----	-----	----	-------	----	---	-----	-----

Three-Point Field Goals: 1999-2000, None Attempted.

YEAR G MIN FGM FGA PCT FTM FTA PCT OFF DEF TOT AST PF-DQ ST BL PTS AVG

**RICK FOX [#44] 6'7" 249 LBS 07/24/69 NORTH CAROLINA '91**

>> Transactions: First round draft choice (24<sup>th</sup> pick overall) in 1991...Rights were renounced on July 7, 1997... Traded by the Los Angeles Lakers with Gary Payton and a conditional first round draft choice for Chucky Atkins, Jumaine Jones and Chris Mihm on August 13, 2004...Waived to facilitate retirement.

91-92	81	1535	241	525	.459	139	184	.755	73	147	220	126	230-3	78	30	644	8.0
92-93	71	1082	184	380	.484	81	101	.802	55	104	159	113	133-1	61	21	453	6.4
93-94	82	2096	340	728	.467	174	230	.757	105	250	217	244-4	81	52	887	10.8	
94-95	53	1039	169	351	.481	95	123	.772	61	94	155	139	154-1	52	19	464	8.8
95-96	81	2588	421	928	.454	196	254	.772	158	292	450	369	290-5	113	41	1137	14.0
96-97	76	2650	433	950	.456	207	263	.787	114	280	394	286	221-1	167	40	1174	15.4
<b>TOTALS</b>	<b>444</b>	<b>10990</b>	<b>1788</b>	<b>3862</b>	<b>.463</b>	<b>892</b>	<b>1155</b>	<b>.772</b>	<b>566</b>	<b>1167</b>	<b>1733</b>	<b>1250</b>	<b>1272-15</b>	<b>552</b>	<b>203</b>	<b>4759</b>	<b>10.7</b>

Three-Point Field Goals: 1991-92, 23-for-70 (.329); 1992-93, 4-for-23 (.174); 1993-94, 33-for-100 (.330); 1994-95, 31-for-75 (.413); 1995-96, 99-for-272 (.364); 1996-97, 101-for-278 (.363). Totals: 291-for-816 (.356).

**PLAYOFF RECORD**

91-92	8	67	11	23	.478	4	4	1.000	3	3	6	4	11-0	2	2	29	3.6
92-93	4	71	7	25	.280	2	2	1.000	8	11	19	5	7-0	2	1	17	4.3
94-95	-----INJURED-----																
<b>TOTALS</b>	<b>12</b>	<b>138</b>	<b>18</b>	<b>48</b>	<b>.375</b>	<b>6</b>	<b>6</b>	<b>1.000</b>	<b>11</b>	<b>14</b>	<b>25</b>	<b>9</b>	<b>18-0</b>	<b>4</b>	<b>3</b>	<b>46</b>	<b>3.8</b>

Three-Point Field Goals: 1991-92, 3-for-6 (.500); 1992-93, 1-for-3 (.333). Totals: 4-for-9 (.444).

**KEVIN GAMBLE [#34] 6'5" 210 LBS 11/13/65 IOWA '87**

>> Transactions: Signed as a free agent on December 15, 1988...Contract expired at the end of the 1993-94 season.

88-89	44	375	75	136	.551	35	55	.636	11	31	42	34	40-0	14	3	187	4.3
89-90	71	990	137	301	.455	85	107	.704	42	70	112	119	77-1	28	8	362	5.1
90-91	82	2706	548	933	.587	185	227	.815	85	182	267	256	237-6	100	34	1281	15.6
91-92	82	2496	480	908	.529	139	157	.885	80	206	286	219	200-2	75	37	1108	13.5
92-93	82	2541	459	906	.507	123	149	.826	46	200	246	226	185-1	86	37	1093	13.3
93-94	75	1880	368	804	.458	103	126	.817	41	118	159	149	134-0	57	22	864	11.5
<b>TOTALS</b>	<b>436</b>	<b>10988</b>	<b>2067</b>	<b>3988</b>	<b>.518</b>	<b>670</b>	<b>821</b>	<b>.816</b>	<b>305</b>	<b>807</b>	<b>1112</b>	<b>1003</b>	<b>873-10</b>	<b>360</b>	<b>141</b>	<b>4895</b>	<b>11.2</b>

Three-Point Field Goals: 1988-89, 2-for-11 (.182); 1989-90, 3-for-18 (.167); 1990-91, 0-for-7 (.000); 1991-92, 9-for-31 (.290); 1992-93, 52-for-139 (.374); 1993-94, 25-for-103 (.243). Totals: 91-for-309 (.294).

**PLAYOFF RECORD**

88-89	1	29	4	11	.364	0	2	.000	1	0	1	2	1-0	1	0	8	8.0
89-90	3	8	3	5	.600	0	0	.000	1	0	1	2	1-0	0	0	6	2.0
90-91	11	238	29	60	.483	8	12	.667	3	10	13	19	24-0	4	2	66	6.0
91-92	10	335	62	131	.473	12	15	.800	13	29	42	23	26-0	12	6	136	13.6
92-93	4	142	23	42	.548	4	4	1.000	3	6	9	10	11-0	6	1	55	13.8
<b>TOTALS</b>	<b>29</b>	<b>752</b>	<b>121</b>	<b>249</b>	<b>.486</b>	<b>24</b>	<b>33</b>	<b>.727</b>	<b>21</b>	<b>45</b>	<b>66</b>	<b>56</b>	<b>63-0</b>	<b>23</b>	<b>9</b>	<b>271</b>	<b>9.3</b>

Three-Point Field Goals: 1988-89, 0-for-1 (.000); 1991-92, 0-for-2 (.000); 1992-93, 5-for-12 (.417). Totals: 5-for-15 (.333).

**JACK GARFINKEL [#15, #21] 6'0" 190 LBS 06/13/18 ST. JOHN'S '41**

46-47	40		81	304	.266	17	28	.607			58	62				179	4.5
47-48	43		114	380	.300	35	46	.761			59	78				263	6.1
48-49	9		12	70	.171	10	14	.714			17	19				34	3.8
<b>TOTALS</b>	<b>92</b>		<b>207</b>	<b>754</b>	<b>.275</b>	<b>62</b>	<b>88</b>	<b>.705</b>			<b>134</b>	<b>159</b>				<b>476</b>	<b>5.2</b>

**PLAYOFF RECORD**

47-48	3		7	23	.304	8	10	.800			7	15				22	7.3
-------	---	--	---	----	------	---	----	------	--	--	---	----	--	--	--	----	-----

**MARLON GARNETT [#20] 6'2" 186 LBS 07/03/75 SANTA CLARA '97**

>> Transactions: Signed as a free agent on January 21, 1999...Waived on May 5, 1999.

98-99	24	205	15	51	.294	15	20	.750	3	18	21	18	18-0	5	1	51	2.1
-------	----	-----	----	----	------	----	----	------	---	----	----	----	------	---	---	----	-----

Three-Point Field Goals: 6-for-23 (.261).

**WARD GIBSON 6'5" 198 LBS 12/06/21 D: 02/01/58 CREIGHTON '47**

49-50	2		3	4	.750	1	4	.250			1	3				7	3.5
-------	---	--	---	---	------	---	---	------	--	--	---	---	--	--	--	---	-----

Also played 30 games for Waterloo in 1949-50.

YEAR G MIN FGM FGA PCT FTM FTA PCT OFF DEF TOT AST PF-DQ ST BL PTS AVG

**J.R. GIDDENS [#4] 6'5" 215 LBS 02/13/85 NEW MEXICO '08**

>> Transactions: Selected in the first round (30<sup>th</sup> pick overall) of the 2008 NBA Draft...Traded to New York along with Eddie House and Bill Walker in exchange for Nate Robinson and Marcus Landry on February 18, 2010.

08-09	6	8	2	3	.667	0	0	.000	2	1	3	0	1-0	1	0	4	0.7
09-10	21	98	9	21	.429	6	12	.500	4	16	20	6	10-0	4	1	24	1.1
<b>TOTALS</b>	<b>27</b>	<b>106</b>	<b>11</b>	<b>24</b>	<b>.458</b>	<b>6</b>	<b>12</b>	<b>.500</b>	<b>6</b>	<b>17</b>	<b>23</b>	<b>6</b>	<b>11-0</b>	<b>5</b>	<b>1</b>	<b>28</b>	<b>1.0</b>

Three-Point Field Goals: 2008-09, 0-for-0 (.000); 2009-10, 0-for-2 (.000). Totals: 0-for-2 (.000).

**ARTIS GILMORE [#53] 7'2" 265 LBS 09/21/49 JACKSONVILLE '71**

>> Transactions: Signed as a free agent on January 8, 1988 (also played 24 games for Chicago in 1987-88)...Contract expired at the end of the 1987-88 season.

87-88	47	521	58	101	.574	48	91	.527	54	94	148	12	94-0	10	18	164	3.5
-------	----	-----	----	-----	------	----	----	------	----	----	-----	----	------	----	----	-----	-----

Three-Point Field Goals: None Attempted.

**PLAYOFF RECORD**

87-88	14	86	4	8	.500	7	14	.500	4	16	20	1	14-0	0	4	15	1.1
-------	----	----	---	---	------	---	----	------	---	----	----	---	------	---	---	----	-----

Three-Point Field Goals: None Attempted.

**CLARENCE GLOVER [#28] 6'8" 210 LBS 11/01/47 WESTERN KENTUCKY '71**

>> Transactions: First round draft choice (10<sup>th</sup> pick overall) in 1971.

71-72	25	119	25	55	.455	15	32	.469			46	4	26-0			65	2.6
-------	----	-----	----	----	------	----	----	------	--	--	----	---	------	--	--	----	-----

**PLAYOFF RECORD**

71-72	3	10	2	6	.333	2	2	1.000			3	0	1-0			6	2.0
-------	---	----	---	---	------	---	---	-------	--	--	---	---	-----	--	--	---	-----

**RYAN GOMES [#4] 6'7" 250 LBS 09/01/82 PROVIDENCE '05**

>> Transactions: Second round draft choice (50<sup>th</sup> overall) in 2005 NBA Draft...Traded to Minnesota along with Gerald Green, Al Jefferson, Theo Ratliff, Sebastian Telfair and a future draft choice in exchange for Kevin Garnett on July 31, 2007.

05-06	61	1376	173	355	.487	112	149	.752	102	196	298	58	83-1	35	5	461	7.6
06-07	73	2275	338	723	.467	189	233	.811	125	282	407	119	169-1	48	13	881	11.7
<b>TOTALS</b>	<b>134</b>	<b>3651</b>	<b>511</b>	<b>1078</b>	<b>.474</b>	<b>301</b>	<b>382</b>	<b>.788</b>	<b>227</b>	<b>478</b>	<b>705</b>	<b>177</b>	<b>252-2</b>	<b>83</b>	<b>18</b>	<b>1342</b>	<b>10.0</b>

Three-Point Field Goals: 2005-06, 3-for-9 (.333); 2006-07, 16-for-42 (.381). Totals: 19-for-51 (.373).

**MAL GRAHAM [#11] 6'1" 185 LBS 02/23/45 NEW YORK UNIVERSITY '67**

>> Transactions: First round draft choice (11<sup>th</sup> pick overall) in 1967.

67-68	48	786	117	272	.430	56	88	.636			94	61	123-0			290	6.0
68-69	22	103	13	55	.236	11	14	.786			24	14	27-0			37	1.7
<b>TOTALS</b>	<b>70</b>	<b>889</b>	<b>130</b>	<b>327</b>	<b>.398</b>	<b>67</b>	<b>102</b>	<b>.657</b>			<b>118</b>	<b>75</b>	<b>150-0</b>			<b>327</b>	<b>4.7</b>

**PLAYOFF RECORD**

67-68	5	22	2	5	.400	1	3	.333			4	1	3-0			5	1.0
-------	---	----	---	---	------	---	---	------	--	--	---	---	-----	--	--	---	-----

68-69	2	3	0	2	.000	0	0	.000			0	1	0-0			0	0.0
-------	---	---	---	---	------	---	---	------	--	--	---	---	-----	--	--	---	-----

<b>TOTALS</b>	<b>7</b>	<b>25</b>	<b>2</b>	<b>7</b>	<b>.286</b>	<b>1</b>	<b>3</b>	<b>.333</b>			<b>4</b>	<b>2</b>	<b>3-0</b>			<b>5</b>	<b>0.7</b>
---------------	----------	-----------	----------	----------	-------------	----------	----------	-------------	--	--	----------	----------	------------	--	--	----------	------------

**RON GRANDISON [#31] 6'8" 217 LBS 07/09/64 NEW ORLEANS '87**

>> Transactions: Signed as a free agent on September 27, 1988.

88-89	72	528	59	142	.415	59	80	.738	47	45	92	42	71-0	18	3	177	2.5
-------	----	-----	----	-----	------	----	----	------	----	----	----	----	------	----	---	-----	-----

Three-Point Field Goals: 1988-89, 0-for-10 (.000).

**WYNDOL GRAY [#4] 6'1" 175 LBS 03/20/22 D: 01/29/94 HARVARD/BOWLING GREEN**

46-47	55		139	476	.292	72	124	.581				47	105			350	6.4
-------	----	--	-----	-----	------	----	-----	------	--	--	--	----	-----	--	--	-----	-----

**JEFF GREEN [#8] 6'9" 235 LBS 08/28/86 GEORGETOWN '07**

>> Transactions: Acquired from the Oklahoma City Thunder along with Nenad Krstic and a future first round draft pick from the LA Clippers in exchange for Kendrick Perkins and Nate Robinson on February 24, 2011.

10-11	26	612	98	202	.485	50	63	.794	16	70	86	19	68-1	13	16	254	9.8
-------	----	-----	----	-----	------	----	----	------	----	----	----	----	------	----	----	-----	-----

Three-Point Field Goals: 2010-11, 8-for-27 (.296).

**PLAYOFF RECORD**

10-11	9	173	23	52	.434	13	18	.722	6	18	24	2	20-0	5	4	66	7.3
-------	---	-----	----	----	------	----	----	------	---	----	----	---	------	---	---	----	-----

Three-Point Field Goals: 2010-11, 7-for-16 (.438).

YEAR	G	MIN	FGM	FGA	PCT	FTM	FTA	PCT	OFF	DEF	TOT	AST	PF-DQ	ST	BL	PTS	AVG
------	---	-----	-----	-----	-----	-----	-----	-----	-----	-----	-----	-----	-------	----	----	-----	-----

**GERALD GREEN [#5]****6'8" 200 LBS 01/26/86 GULF SHORES ACADEMY (HS) '05**

>> Transactions: First round draft choice (18<sup>th</sup> overall pick) in 2005 NBA Draft...Traded to Minnesota along with Ryan Gomes, Al Jefferson, Theo Ratliff, Sebastian Telfair and a future draft choice in exchange for Kevin Garnett on July 31, 2007.

05-06	32	374	66	138	.478	29	37	.784	10	31	41	18	41-1	13	4	167	5.2
06-07	81	1780	310	739	.419	128	159	.805	68	140	208	83	198-1	41	24	843	10.4
<b>TOTALS</b>	<b>113</b>	<b>2154</b>	<b>376</b>	<b>877</b>	<b>.429</b>	<b>157</b>	<b>196</b>	<b>.801</b>	<b>78</b>	<b>171</b>	<b>249</b>	<b>101</b>	<b>239-2</b>	<b>54</b>	<b>28</b>	<b>1010</b>	<b>8.9</b>

Three-Point Field Goals: 2005-06, 6-for-20 (.300); 2006-07, 95-for-258 (.368). Totals: 101-for-278 (.278).

**RICKEY GREEN [#13]****6'0" 172 LBS 08/18/54 MICHIGAN '77**

>> Transactions: Signed as a free agent on September 6, 1991...Waived on March 23, 1992.

91-92	26	367	45	101	.446	13	18	.722	3	21	24	68	28-0	17	1	106	4.1
-------	----	-----	----	-----	------	----	----	------	---	----	----	----	------	----	---	-----	-----

Three-Point Field Goals: 1991-92, 1-for-4 (.250).

**SIHUGO GREEN [#28]****6'2" 185 LBS 08/20/34 D: 10/04/80 DUQUESNE '56**

65-66	10	92	12	31	.387	8	16	.500			11	9	16-0			32	3.2
-------	----	----	----	----	------	---	----	------	--	--	----	---	------	--	--	----	-----

**ORIEN GREENE [#0]****6'4" 208 LBS 02/04/82 LOUISIANA-LAFAYETTE '05**

>> Transactions: Second round draft choice (53<sup>rd</sup> pick overall) in 2005...Waived on June 30, 2006.

05-06	80	1235	100	253	.395	45	68	.662	37	108	145	129	181-1	77	10	254	3.2
-------	----	------	-----	-----	------	----	----	------	----	-----	-----	-----	-------	----	----	-----	-----

Three-Point Field Goals: 2005-06, 9-for-40 (.225).

**ADRIAN GRIFFIN [#44]****6'5" 215 LBS 07/04/74 SETON HALL '96**

>> Transactions: Signed as a free agent on August 1, 1999...Contract was not renewed after the 2000-01 season.

99-00	72	1927	175	413	.424	119	158	.753	128	244	372	177	222-3	116	15	485	6.7
00-01	44	377	33	97	.340	18	24	.750	27	60	87	27	45-0	18	5	93	2.1
<b>TOTALS</b>	<b>116</b>	<b>2304</b>	<b>208</b>	<b>510</b>	<b>.408</b>	<b>137</b>	<b>182</b>	<b>.753</b>	<b>155</b>	<b>304</b>	<b>459</b>	<b>204</b>	<b>267-3</b>	<b>134</b>	<b>20</b>	<b>578</b>	<b>5.0</b>

Three-Point Field Goals: 1999-00, 16-for-57 (.281); 2000-01, 9-for-26 (.346). Totals: 25-for-83 (.301).

**GENE GUARILIA [#20]****6'5" 220 LBS 09/13/37 GEORGE WASHINGTON '59**

>> Transactions: Second round draft choice (16<sup>th</sup> pick overall) in 1959.

59-60	48	423	58	154	.377	29	41	.707			85	18	57-1			145	3.0
60-61	25	209	38	94	.404	3	10	.300			71	5	28-0			79	3.2
61-62	45	367	61	161	.379	41	64	.641			124	11	56-0			163	3.6
62-63	11	83	11	38	.289	4	11	.364			14	2	5-0			26	2.4
<b>TOTALS</b>	<b>129</b>	<b>1082</b>	<b>168</b>	<b>447</b>	<b>.376</b>	<b>77</b>	<b>126</b>	<b>.611</b>			<b>294</b>	<b>36</b>	<b>146-1</b>			<b>413</b>	<b>3.2</b>

**PLAYOFF RECORD**

59-60	7	41	4	18	.222	6	6	1.000			19	3	4-0			14	2.0
61-62	5	26	2	8	.250	2	5	.400			4	1	6-0			6	1.2
<b>TOTALS</b>	<b>12</b>	<b>67</b>	<b>6</b>	<b>26</b>	<b>.231</b>	<b>8</b>	<b>11</b>	<b>.727</b>			<b>23</b>	<b>4</b>	<b>10-0</b>			<b>20</b>	<b>1.7</b>

**TOM GUGLIOTTA [#7]****6'10" 250 LBS 12/19/69 NORTH CAROLINA STATE '92**

>> Transactions: Signed as a free agent on August 16, 2004...Traded with Gary Payton, Michael Stewart and a first round draft choice to the Atlanta Hawks for Antoine Walker on February 24, 2005.

04-05	20	218	11	37	.297	4	6	.667	15	28	43	12	23-0	9	4	26	1.3
-------	----	-----	----	----	------	---	---	------	----	----	----	----	------	---	---	----	-----

Three-Point Field Goals: None Attempted.

**CHARLES HALBERT [#11]****6'9" 225 LBS 02/27/19 WEST TEXAS '42**

48-49	33		99	338	.293	112	188	.596				61	97			310	9.4
-------	----	--	----	-----	------	-----	-----	------	--	--	--	----	----	--	--	-----	-----

Also played 27 games for Providence in 1948-49.

**STEVE HAMER [#42]****7'0" 245 LBS 11/13/73 TENNESSEE '96**

>> Transactions: Second round draft choice (38<sup>th</sup> pick overall) in 1996...Rights were renounced on July 7, 1997.

96-97	35	268	30	57	.526	16	29	.552	17	43	60	7	39-0	2	4	76	2.2
-------	----	-----	----	----	------	----	----	------	----	----	----	---	------	---	---	----	-----

Three-Point Field Goals: 1996-97, 0-for-2 (.000).

**YEAR    G    MIN    FGM    FGA    PCT    FTM    FTA    PCT    OFF    DEF    TOT    AST    PF-DQ    ST    BL    PTS    AVG**

**THOMAS HAMILTON [#30]    7'2"    360 LBS    04/03/75    PITTSBURGH '97**

>> Transactions: Signed as a free agent on November 24, 1995...Waived on June 28, 1996.

95-96    11    70    9    31    .290    7    18    .389    10    12    22    1    12-0    0    9    25    2.3  
Three-Point Field Goals: 1995-96, None Attempted.

**CECIL HANKINS [#5]    6'1"    175 LBS    01/06/22    OKLAHOMA STATE '46**

47-48    25    23    116    .198    24    35    .686    8    28    70    2.8

**PHIL HANKINSON [#20]    6'8"    195 LBS    07/26/51 D: 11/19/96    PENN '73**

>> Transactions: Second round draft choice (35<sup>th</sup> pick overall) in 1973.

73-74    28    163    50    103    .485    10    13    .769    22    28    50    4    18-0    3    1    110    3.9  
74-75    3    24    6    11    .545    0    0    .000    1    6    7    2    3-0    1    0    12    4.0  
**TOTALS    31    187    56    114    .491    10    13    .769    23    34    57    6    21-0    4    1    122    3.9**

**PLAYOFF RECORD**

73-74    2    5    2    4    .500    2    2    1.000    0    1    1    0    0-0    0    1    6    3.0  
74-75    2    3    1    3    .333    0    0    .000    2    0    2    0    0-0    0    1    2    1.0  
**TOTALS    4    8    3    7    .429    2    2    1.000    2    1    3    0    0-0    0    2    8    2.0**

**REGGIE HANSON [#34]    6'8"    195 LBS    10/08/68    KENTUCKY '91**

>> Transactions: Signed to the first of two consecutive ten-day contracts on March 25, 1998.

97-98    8    26    3    6    .500    0    0    .000    3    3    6    1    8-0    2    1    6    0.8  
Three-Point Field Goals: None Attempted.

**LUKE HARANGODY [#55]    6'8"    246 LBS    01/02/88    NOTRE DAME '10**

>> Transactions: Second round draft choice (52<sup>nd</sup> overall pick) in the 2010 NBA Draft...Traded along with Semih Erden to the Cleveland Cavaliers in exchange for a future second round draft pick on February 24, 2011.

10-11    28    241    28    71    .394    5    8    .625    17    38    55    16    36-0    4    7    63    2.3  
Three-Point Field Goals: 2010-11, 2-for-10 (.200).

**BOB HARRIS [#13, #18]    6'7"    195 LBS    03/16/27 D: 04/77    OKLAHOMA STATE '49**

50-51  
51-52    66    1899    190    463    .410    134    209    .641    531    120    194-5    514    7.8  
52-53    70    1971    192    459    .418    133    226    .588    485    95    238-6    517    7.4  
53-54    71    1898    156    409    .381    108    172    .628    517    94    224-8    420    5.9  
**TOTALS    207    538    1331    .404    375    607    .618    1533    309    656-19    1451    7.0**

**PLAYOFF RECORD**

50-51    2    1    10    .100    5    7    .714    4    2    4-0    7    3.5  
51-52    3    87    9    21    .429    5    5    1.000    25    4    16-1    23    7.7  
52-53    6    193    16    35    .457    18    24    .750    56    12    28-3    50    8.3  
53-54    6    150    16    25    .640    16    23    .696    35    3    25-1    48    8.0  
**TOTALS    17    42    91    .462    44    59    .746    120    21    73-5    128    7.5**

Also played for Fort Wayne in 1950-51. Games played for Boston were not recorded.

**TONY HARRIS [#43]    6'3"    190 LBS    05/13/67    NEW ORLEANS '90**

>> Transactions: Signed to the first of two consecutive ten-day contracts on March 6, 1994...Waived on March 23, 1994...Re-signed on March 9, 1994...Waived on December 28, 1994.

93-94    5    88    9    31    .290    23    25    .920    3    7    10    8    8-0    4    0    44    8.8  
94-95    3    18    3    8    .375    8    9    .889    0    0    0    0    2-0    0    0    14    4.7  
**TOTALS    8    106    12    39    .308    31    34    .912    3    7    10    8    10-0    4    0    56    7.0**

Three-Point Field Goals: 1993-94, 3-for-9 (.333); 1994-95, 0-for-1 (.000). Totals: 3-for-10 (.300).

**JOHN HAVLICEK [#17]    6'5"    205 LBS    04/08/40    OHIO STATE '62**

>> Transactions: First round draft choice (7<sup>th</sup> pick overall) in 1962...Retired in 1978.

62-63    80    2200    483    1085    .445    174    239    .728    534    179    189-2    1140    14.3  
63-64    80    2587    640    1535    .417    315    422    .746    428    238    227-1    1595    19.9  
64-65    75    2169    570    1420    .401    235    316    .744    371    199    200-2    1375    18.3  
65-66    71    2175    530    1328    .399    274    349    .785    423    210    158-1    1334    18.8  
66-67    81    2602    684    1540    .444    365    441    .828    532    278    210-0    1733    21.4  
67-68    82    2921    666    1551    .429    368    453    .812    546    384    237-2    1700    20.7  
68-69    82    3174    692    1709    .405    387    496    .780    570    441    247-0    1771    21.6  
69-70    81    3369    736    1585    .464    488    578    .844    635    550    211-1    1960    24.2

# FORMER PLAYER STATISTICS

# TRADITION

YEAR	G	MIN	FGM	FGA	PCT	FTM	FTA	PCT	OFF	DEF	TOT	AST	PF-DQ	ST	BL	PTS	AVG
<b>JOHN HAVLICEK REGULAR SEASON RECORD CONT.</b>																	
70-71	81	3678	892	1982	.450	554	677	.818			730	607	200-0			2338	28.9
71-72	82	3698	897	1957	.458	458	549	.834			672	614	183-1			2252	27.5
72-73	80	3367	766	1704	.450	370	431	.858			567	529	195-1			1902	23.8
73-74	76	3091	685	1502	.456	346	416	.832	138	349	487	447	196-1	95	32	1716	22.6
74-75	82	3132	642	1411	.455	289	332	.870	154	330	484	432	231-2	110	16	1573	19.2
75-76	76	2598	504	1121	.450	281	333	.844	116	198	314	278	204-1	97	29	1289	17.0
76-77	79	2913	580	1283	.452	235	288	.816	109	273	382	400	208-4	84	18	1395	17.7
77-78	82	2797	546	1217	.449	230	269	.855	93	239	332	328	185-2	90	22	1322	16.1
<b>TOTALS</b>	<b>1270</b>	<b>46471</b>	<b>10513</b>	<b>23930</b>	<b>.439</b>	<b>5369</b>	<b>6589</b>	<b>.815</b>	<b>610</b>	<b>1389</b>	<b>8007</b>	<b>6114</b>	<b>3281-21</b>	<b>476</b>	<b>117</b>	<b>26395</b>	<b>20.8</b>

## PLAYOFF RECORD

62-63	11	254	56	125	.488	18	27	.667			53	17	28-1			130	11.8
63-64	10	289	61	159	.384	53	44	.795			43	32	26-0			157	15.7
64-65	12	405	88	250	.352	46	55	.836			88	29	44-1			22	18.5
65-66	17	719	153	374	.409	95	113	.841			154	70	69-2			401	23.6
66-67	9	330	95	212	.448	57	71	.803			73	28	30-0			247	27.4
67-68	19	862	184	407	.452	125	151	.828			164	142	67-1			493	25.9
68-69	18	850	170	382	.445	118	138	.855			179	100	58-2			458	25.4
71-72	11	517	108	235	.460	85	99	.859			92	70	35-1			301	27.4
72-73	12	479	112	235	.477	61	74	.824			62	65	24-0			285	23.8
73-74	18	811	199	411	.484	89	101	.881	28	88	116	108	43-0	24	6	487	27.1
74-75	11	464	83	192	.432	66	76	.868	18	39	57	51	38-1	16	1	232	21.1
75-76	15	505	80	180	.444	38	47	.809	18	38	56	51	22-0	12	5	198	13.2
76-77	9	375	62	167	.371	41	50	.820	15	34	49	62	33-0	8	4	165	18.3
<b>TOTALS</b>	<b>172</b>	<b>6860</b>	<b>1451</b>	<b>3329</b>	<b>.436</b>	<b>874</b>	<b>1046</b>	<b>.836</b>	<b>79</b>	<b>199</b>	<b>1186</b>	<b>825</b>	<b>517-9</b>	<b>60</b>	<b>16</b>	<b>3776</b>	<b>22.0</b>

## MICHAEL HAWKINS [#5] 6'0" 180 LBS 10/28/72 XAVIER (OH) '95

>> Transactions: Signed to the first of two consecutive ten-day contracts on February 8, 1997...Re-signed for the remainder of the season on March 7, 1997...Rights renounced on July 7, 1997.

96-97	29	326	29	68	.426	12	15	.800	9	22	31	64	40-0	16	1	80	2.8
Three-Point Field Goals: 1996-97, 10-for-31 (.323).																	

## JOHN HAZEN [#3, #10] 6'2" 172 LBS 03/02/27 INDIANA STATE '48

48-49	6		6	17	.353	6	7	.857				3	10			18	3.0
-------	---	--	---	----	------	---	---	------	--	--	--	---	----	--	--	----	-----

## TOM HEINSOHN [#15] 6'7" 218 LBS 08/26/34 HOLY CROSS '56

>> Transactions: First round draft choice, selected as a territorial choice, in 1956...Retired in 1965.

56-57	72	2150	466	1123	.397	271	343	.790			705	117	304-12			1163	16.2
57-58	69	2206	468	1226	.382	294	394	.746			705	125	274-6			1230	17.8
58-59	66	2089	465	1192	.390	312	391	.798			638	164	271-11			1242	18.8
59-60	75	2420	673	1590	.423	285	386	.734			794	171	275-8			1629	21.7
60-61	74	2256	627	1660	.376	325	424	.766			732	141	260-7			1579	21.3
61-62	79	2383	692	1613	.429	358	437	.819			747	165	280-2			1742	22.1
62-63	76	2004	550	1300	.423	340	407	.835			569	95	270-4			1440	18.9
63-64	76	2040	487	1223	.398	285	342	.827			460	183	268-3			1257	16.5
64-65	67	1706	365	954	.383	182	229	.795			399	157	252-5			912	13.6
<b>TOTALS</b>	<b>654</b>	<b>19254</b>	<b>4773</b>	<b>11787</b>	<b>.405</b>	<b>2648</b>	<b>3353</b>	<b>.790</b>			<b>5749</b>	<b>1318</b>	<b>2454-58</b>			<b>12194</b>	<b>18.6</b>

## PLAYOFF RECORD

56-57	10	370	90	231	.390	49	69	.710			117	20	40-1			229	22.9
57-58	11	349	68	194	.351	56	72	.778			119	18	52-3			192	17.5
58-59	11	348	91	220	.414	37	56	.661			98	32	41-0			219	19.9
59-60	13	423	112	267	.419	60	80	.750			126	27	53-2			284	21.8
60-61	10	291	82	201	.408	33	43	.767			99	20	36-1			197	19.7
61-62	14	445	116	291	.399	58	76	.763			115	34	53-4			290	20.7
62-63	13	413	123	270	.456	75	98	.765			116	15	55-2			321	24.7
63-64	10	308	70	180	.412	34	42	.810			80	26	36-0			174	17.4
64-65	12	276	66	181	.365	20	32	.625			84	23	46-1			152	12.7
<b>TOTALS</b>	<b>104</b>	<b>3223</b>	<b>818</b>	<b>2035</b>	<b>.402</b>	<b>422</b>	<b>568</b>	<b>.743</b>			<b>954</b>	<b>215</b>	<b>417-14</b>			<b>2058</b>	<b>19.8</b>

YEAR G MIN FGM FGA PCT FTM FTA PCT OFF DEF TOT AST PF-DQ ST BL PTS AVG

### DIXON HEMRIC [#20] 6'6" 220 LBS 08/29/33 WAKE FOREST '55

>> Transactions: Second round draft choice in 1955.

55-56	71	1329	161	400	.403	177	273	.648			399	60	142-2			499	7.0
56-57	67	1055	109	317	.344	146	210	.695			304	42	98-0			364	5.4
<b>TOTALS</b>	<b>138</b>	<b>2384</b>	<b>270</b>	<b>717</b>	<b>.377</b>	<b>323</b>	<b>483</b>	<b>.669</b>			<b>703</b>	<b>102</b>	<b>240-2</b>			<b>863</b>	<b>6.3</b>

#### PLAYOFF RECORD

55-56	3	54	5	24	.208	9	16	.563			22	1	7-0			19	6.3
56-57	2	19	1	7	.143	0	0	.000			9	1	1-0			2	1.0
<b>TOTALS</b>	<b>5</b>	<b>73</b>	<b>6</b>	<b>31</b>	<b>.194</b>	<b>9</b>	<b>16</b>	<b>.563</b>			<b>31</b>	<b>2</b>	<b>8-0</b>			<b>21</b>	<b>4.2</b>

### GERALD HENDERSON [#43] 6'2" 175 LBS 01/16/56 VIRGINIA COMMONWEALTH '78

>> Transactions: Signed as a free agent on June 25, 1979...Traded to the Seattle SuperSonics for a 1986 first round draft choice on October 16, 1984.

79-80	76	1061	191	382	.500	89	129	.690	37	46	83	147	96-0	45	15	473	6.2
80-81	82	1608	261	579	.451	113	157	.720	43	89	132	213	177-0	79	12	636	7.8
81-82	82	1844	353	705	.501	125	172	.727	47	105	152	252	199-3	82	11	833	10.2
82-83	82	1551	286	618	.463	96	133	.722	57	67	124	195	190-6	95	3	671	8.2
83-84	78	2088	376	718	.524	136	177	.768	68	79	147	300	209-1	117	14	908	11.6
<b>TOTALS</b>	<b>400</b>	<b>8152</b>	<b>1467</b>	<b>3002</b>	<b>.489</b>	<b>559</b>	<b>768</b>	<b>.728</b>	<b>252</b>	<b>386</b>	<b>638</b>	<b>1107</b>	<b>871-10</b>	<b>418</b>	<b>55</b>	<b>3521</b>	<b>8.8</b>

Three-Point Field Goals: 1979-80, 2-for-6 (.333); 1980-81, 1-for-16 (.063); 1981-82, 2-for-12 (.167); 1982-83, 3-for-16 (.188); 1983-84, 20-for-57 (.351). Totals: 28-for-107 (.262)

#### PLAYOFF RECORD

79-80	9	101	15	37	.405	12	20	.600	4	6	10	12	8-0	4	0	42	4.7
80-81	16	228	41	86	.477	10	12	.833	10	15	25	26	24-0	10	3	92	5.8
81-82	12	310	38	93	.409	24	35	.686	12	13	25	48	30-0	14	2	100	8.3
82-83	7	187	35	85	.412	6	7	.857	8	6	14	31	25-1	11	1	76	10.9
83-84	23	616	115	237	.485	54	75	.720	23	29	52	97	78-0	34	1	287	12.5
<b>TOTALS</b>	<b>67</b>	<b>1442</b>	<b>244</b>	<b>538</b>	<b>.454</b>	<b>106</b>	<b>149</b>	<b>.711</b>	<b>57</b>	<b>69</b>	<b>126</b>	<b>214</b>	<b>165-1</b>	<b>73</b>	<b>7</b>	<b>597</b>	<b>8.9</b>

Three-Point Field Goals: 1979-80, 0-for-2 (.000); 1980-81 0-for-1 (.000); 1981-82, 0-for-2 (.000); 1982-83, 0-for-3 (.000); 1983-84, 3-for-11 (.273). Totals: 3-for-19 (.158)

### CONNER HENRY [#43] 6'7" 195 LBS 07/21/63 CAL-SANTA BARBARA '86

>> Transactions: Signed to the first of two consecutive ten-day contracts on January 1, 1987 (also played 18 games for Houston in 1986-87)...Re-signed for the remainder of the season on January 22, 1987...Waived on November 30, 1987.

86-87	36	231	38	103	.369	10	17	.588	7	20	27	27	27-0	6	1	98	2.7
87-88	10	81	11	28	.393	9	10	.900	2	8	10	12	11-0	1	1	34	3.4
<b>TOTALS</b>	<b>46</b>	<b>312</b>	<b>49</b>	<b>131</b>	<b>.374</b>	<b>19</b>	<b>27</b>	<b>.704</b>	<b>9</b>	<b>28</b>	<b>37</b>	<b>39</b>	<b>38-0</b>	<b>7</b>	<b>2</b>	<b>132</b>	<b>2.9</b>

Three-Point Field Goals: 1986-87, 12-for-31 (.387); 1987-88, 3-for-8 (.375); Totals: 15-for-39 (.385).

#### PLAYOFF RECORD

86-87	11	35	8	16	.500	5	10	.500	3	3	6	0	3-0	0	0	22	2.0
-------	----	----	---	----	------	---	----	------	---	---	---	---	-----	---	---	----	-----

Three-Point Field Goals: 1-for-5 (.200).

### CLARENCE HERMSEN [#10] 6'9" 235 LBS 03/12/23 D: 03/02/94 MINNESOTA '48

50-51																	
52-53	4		0	9	.000	1	2	.500			7	0	6-0			1	0.3

#### PLAYOFF RECORD

50-51	2		1	6	.167	0	0	.000			3	0	6-0			2	1.0
-------	---	--	---	---	------	---	---	------	--	--	---	---	-----	--	--	---	-----

Also played for Tri-Cities in 1950-51 and played 6 games for Indianapolis in 1952-53. Games played for Boston were not recorded.

### CHRIS HERREN [#12] 6'2" 190 LBS 09/27/75 FRESNO STATE '99

>> Transactions: Acquired from the Denver Nuggets with Bryant Stith for Robert Pack and Gilbert Cheaney on October 16, 2000...Waived on October 28, 2001.

00-01	25	408	29	96	.302	9	12	.750	4	17	21	56	43-0	14	0	83	3.3
-------	----	-----	----	----	------	---	----	------	---	----	----	----	------	----	---	----	-----

Three-Point Field Goals: 16-for-55 (.291).

### SIDNEY HERTZBERG [#4] 6'0" 176 LBS 07/29/22 D: 07/26/05 CCNY

49-50	68		275	865	.318	143	191	.749			200	153				693	10.2
50-51	65		206	651	.316	223	270	.826			260	244	156-4			635	9.8
<b>TOTALS</b>	<b>133</b>		<b>481</b>	<b>1516</b>	<b>.317</b>	<b>366</b>	<b>461</b>	<b>.794</b>			<b>260</b>	<b>444</b>	<b>309</b>			<b>1328</b>	<b>10.0</b>

YEAR	G	MIN	FGM	FGA	PCT	FTM	FTA	PCT	OFF	DEF	TOT	AST	PF-DQ	ST	BL	PTS	AVG
<b>SIDNEY HERTZBERG PLAYOFF RECORD</b>																	
50-51	2		3	13	.231	4	5	.800			2	3	8			10	5.0

<b>JACK HEWSON [#17]</b>																	
<b>6'6" 195 LBS 09/07/24 TEMPLE '48</b>																	
47-48	24		22	89	.247	21	30	.700				1	39			65	2.7

<b>MEL HIRSCH</b>																	
<b>5'6" 165 LBS 07/31/21 D: 12/68 BROOKLYN '43</b>																	
46-47	13		9	45	.200	1	2	.500				10	18			19	1.5

<b>CHARLIE HOEFER [#3]</b>																	
<b>5'9" 158 LBS 07/12/22 HOFSTRA</b>																	
46-47	35		76	316	.241	59	93	.634				24	81			211	6.0
47-48	7		3	19	.158	4	8	.500				3	17			10	1.4
<b>TOTALS</b>	<b>42</b>		<b>79</b>	<b>335</b>	<b>.236</b>	<b>63</b>	<b>101</b>	<b>.624</b>				<b>27</b>	<b>98</b>			<b>221</b>	<b>5.3</b>

Also played 23 games for Toronto in 1946-47.

<b>BOB HOUBREGS</b>																	
<b>6'8" 225 LBS 03/12/32 WASHINGTON '53</b>																	
54-55	2																

Also played 62 games for Baltimore and Fort Wayne in 1954-55. Stats with Boston were not recorded.

<b>EDDIE HOUSE [#50]</b>																	
<b>6'1" 180 LBS 05/14/78 ARIZONA STATE '00</b>																	
<b>&gt;&gt; Transactions: Signed as a free agent on August 1, 2007...Traded along with J.R. Giddens and Bill Walker to New York in exchange for Nate Robinson and Marcus Landry on February 18, 2010.</b>																	
07-08	78	1480	217	530	.409	33	36	.917	19	148	167	152	114-1	59	10	584	7.5
08-09	81	1479	249	560	.445	42	53	.792	11	146	157	92	113-0	61	7	691	8.5
09-10	50	845	129	322	.401	36	40	.900	7	62	69	48	61-0	28	7	358	7.2
<b>TOTALS</b>	<b>209</b>	<b>3805</b>	<b>595</b>	<b>1412</b>	<b>.421</b>	<b>111</b>	<b>129</b>	<b>.860</b>	<b>37</b>	<b>356</b>	<b>393</b>	<b>292</b>	<b>288-1</b>	<b>148</b>	<b>24</b>	<b>1633</b>	<b>7.8</b>

Three-Point Field Goals: 2007-08, 117-for-298 (.393), 2008-09, 151-for-340 (.444), 2009-10, 64-for-107 (.385). Totals: 332-for-805 (.412).

<b>PLAYOFF RECORD</b>																	
07-08	21	165	17	56	.304	7	8	.875	2	20	22	18	13-0	5	1	52	2.5
08-09	14	232	40	77	.519	10	11	.909	2	18	20	13	26-0	11	0	108	7.7
<b>TOTALS</b>	<b>35</b>	<b>397</b>	<b>57</b>	<b>133</b>	<b>.414</b>	<b>17</b>	<b>19</b>	<b>.892</b>	<b>4</b>	<b>38</b>	<b>42</b>	<b>31</b>	<b>39-0</b>	<b>16</b>	<b>1</b>	<b>160</b>	<b>5.1</b>

Three-Point Field Goals: 2007-08, 11-for-31 (.355); 2008-09, 18-for-37 (.486). Totals: 29-68 (.427).

<b>BAILEY HOWELL [#18]</b>																	
<b>6'7" 220 LBS 01/20/37 MISSISSIPPI STATE '59</b>																	
<b>&gt;&gt; Transactions: Acquired from the Baltimore Bullets for Mel Counts on September 1, 1966...Selected by the Buffalo Braves in the NBA expansion draft on May 11, 1970.</b>																	
66-67	81	2503	636	1242	.512	349	471	.741			677	103	296-4			1621	20.0
67-68	82	2801	643	1336	.481	335	461	.727			805	133	285-4			1621	19.8
68-69	78	2527	612	1257	.487	313	426	.735			685	137	285-3			1537	19.7
69-70	82	2078	399	931	.429	235	308	.763			550	120	261-4			1033	12.6
<b>TOTALS</b>	<b>323</b>	<b>9909</b>	<b>2290</b>	<b>4766</b>	<b>.480</b>	<b>1232</b>	<b>1666</b>	<b>.739</b>			<b>2717</b>	<b>493</b>	<b>1127-15</b>			<b>5812</b>	<b>18.0</b>

<b>PLAYOFF RECORD</b>																	
66-67	9	241	59	122	.484	20	30	.667			66	5	35-2			138	15.3
67-68	19	597	135	264	.511	74	107	.692			146	22	84-6			344	18.1
68-69	18	551	112	229	.489	46	64	.719			118	19	84-3			270	15.0
<b>TOTALS</b>	<b>46</b>	<b>1389</b>	<b>306</b>	<b>615</b>	<b>.498</b>	<b>140</b>	<b>201</b>	<b>.697</b>			<b>330</b>	<b>46</b>	<b>203-11</b>			<b>752</b>	<b>16.3</b>

<b>LESTER HUDSON [#26]</b>																	
<b>6'3" 190 LBS 08/07/84 TN-MARTIN '09</b>																	
<b>&gt;&gt; Transactions: Second round draft choice (50<sup>th</sup> pick overall) in the 2009 NBA Draft...Waived on January 6, 2010.</b>																	
09-10	16	70	7	18	.389	5	6	.833	3	5	8	8	7-0	3	2	22	1.4

Three-Point Field Goals: 2009-10, 3-for-5 (.600).

<b>JAY HUMPHRIES [#5]</b>																	
<b>6'3" 185 LBS 10/17/63 COLORADO '84</b>																	
<b>&gt;&gt; Transactions: Acquired from the Utah Jazz with a 1995 second-round draft choice for Blue Edwards on February 3, 1995 (also played 12 games for Utah in 1994-95).</b>																	
94-95	6	52	4	9	.444	2	4	.500	2	1	3	10	10-0	2	0	10	1.7

Three-Point Field Goals: 1994-95, 0-for-1 (.000).

**YEAR G MIN FGM FGA PCT FTM FTA PCT OFF DEF TOT AST PF-DQ ST BL PTS AVG**

**BRANDON HUNTER [#56] 6'7" 260 LBS 11/24/80 OHIO UNIVERSITY '03**

>> Transactions: Second round draft choice (56<sup>th</sup> pick overall) in 2003...Selected by the Charlotte Bobcats in the NBA Expansion Draft on June 22, 2004.

03-04 36 406 53 116 .457 19 43 .442 50 68 118 19 40-0 13 1 125 3.5  
Three-Point Field Goals: 2003-04, 0-for-3 (.000).

**TRACY JACKSON [#11] 6'6" 205 LBS 04/21/59 NOTRE DAME '81**

>> Transactions: Second round draft choice (25<sup>th</sup> pick overall) in 1981...Sold to the Chicago Bulls on December 9, 1981.

81-82 11 66 10 26 .385 6 10 .600 7 5 12 5 5-0 3 0 26 2.4  
Three-Point Field Goals: None Attempted.

**MIKE JAMES [#13] 6'2" 188 LBS 06/23/75 DUQUESNE '98**

>> Transactions: Signed as free agent on July 25, 2005...Traded to Detroit for Chucky Atkins, Lindsey Hunter, Detroit's 2004 first round draft choice and cash on February 19, 2004.

03-04 55 1684 213 510 .418 76 95 .800 20 156 176 244 113-0 70 2 588 10.7  
Three-Point Field Goals: 2003-04, 86-for-226 (.381).

**JOHN JANISCH [#17] 6'3" 200 LBS 03/15/20 D: 08/25/92 VALPARAISO '46**

47-48 3 1 7 .143 1 2 .500 0 3 3 1 0  
Also played 7 games for Providence in 1947-48.

**AL JEFFERSON [#7, #8] 6'10" 265 LBS 01/04/85 PRENTISS HS (MS) '04**

>> Transactions: First round draft choice (5<sup>th</sup> overall) in 2004 NBA Draft...Traded to Minnesota along with Ryan Gomes, Gerald Green, Theo Ratliff, Sebastian Telfair and two future draft choices in exchange for Kevin Garnett on July 31, 2007.

04-05 71 1051 195 369 .528 85 135 .630 119 193 312 24 195-4 22 55 475 6.7  
05-06 59 1062 189 379 .499 86 134 .642 97 202 299 30 166-1 30 46 464 7.9  
06-07 69 2319 453 882 .514 201 295 .681 237 519 756 88 232-2 48 106 1107 16.0  
**TOTALS 199 4432 837 1630 .513 372 564 .660 453 914 1367 142 593-7 100 207 2046 10.3**  
Three-Point Field Goals: 2004-05, 0-for-5 (.000); 2005-06, 0-for-4 (.000); 2006-07, 0-for-1 (.000); Totals: 0-for-8 (.000).

**PLAYOFF RECORD**

04-05 7 136 17 41 .415 9 12 .750 17 28 45 2 16-0 4 8 43 6.1  
Three-Point Field Goals: None Attempted.

**CHRIS JOHNSON [#86] 6'11" 211 LBS 07/17/85 LOUISIANA STATE '09**

>> Transactions: Signed on February 24, 2011 to a 10-day contract...contract not renewed after 10 days.

10-11 4 32 2 3 .667 2 2 1.000 1 4 5 1 3-0 0 3 6 1.5  
Three-Point Field Goals: 2010-11, None Attempted.

**DENNIS JOHNSON [#3] 6'4" 202 LBS 09/18/54 D: 02/22/07 PEPPERDINE '76**

>> Transactions: Acquired from the Phoenix Suns with 1983 first and third-round draft choices for Rick Robey and two 1983 second-round draft choices on June 27, 1983...Retired in 1990.

83-84 80 2665 384 878 .437 281 330 .852 87 193 280 338 251-6 93 57 1053 13.2  
84-85 80 2976 493 1066 .462 261 306 .853 91 226 317 543 224-2 96 39 1254 15.7  
85-86 78 2732 482 1060 .455 243 297 .818 69 199 268 456 206-3 110 35 1213 15.6  
86-87 79 2933 423 953 .444 209 251 .833 45 216 261 594 201-0 87 38 1062 13.4  
87-88 77 2670 352 803 .438 255 298 .856 62 178 240 598 204-0 93 21 971 12.6  
88-89 72 2309 277 638 .434 160 195 .821 31 159 190 472 211-3 94 21 721 10.0  
89-90 75 2036 206 475 .434 118 140 .843 48 153 201 485 179-2 81 14 531 7.1  
**TOTALS 541 18321 2617 5873 .446 1527 1817 .840 433 1324 1757 3486 1476-16 654 233 6805 12.6**  
Three-Point Field Goals: 1983-84, 4-for-32 (.125); 1984-85, 7-for-26 (.269); 1985-86, 6-for-42 (.143); 1986-87, 7-for-62 (.113); 1987-88, 12-for-46 (.261); 1988-89, 7-for-50 (.140); 1989-90, 1-for-24 (.042). Totals: 44 for 282 (.156).

**PLAYOFF RECORD**

83-84 22 808 129 319 .404 104 120 .867 30 49 79 97 75-1 25 7 365 16.6  
84-85 21 848 142 319 .445 80 93 .860 24 60 84 154 66-0 31 9 364 17.3  
85-86 18 715 109 245 .445 67 84 .798 23 53 76 107 58-2 39 5 291 16.2  
86-87 23 964 168 361 .465 96 113 .850 24 67 91 205 71-0 16 8 435 18.9  
87-88 17 702 91 210 .433 82 103 .796 15 62 77 139 51-0 24 8 270 15.9  
88-89 3 59 4 15 .267 0 0 .000 2 2 4 9 8-0 3 0 8 2.7  
89-90 5 162 30 62 .484 7 7 1.000 2 12 14 28 17-1 2 2 69 13.8  
**TOTALS 109 4258 673 1531 .440 436 520 .838 120 305 425 739 346-4 140 39 1802 16.5**  
Three-Point Field Goals: 1983-84, 3-for-7 (.429); 1984-85, 0-for-14 (.000); 1985-86, 6-for-16 (.357); 1986-87, 3-for-26 (.115); 1987-88, 6-for-16 (.375); 1988-89, None Attempted; 1989-90, 2-for-6 (.333). Totals: 20-for-85 (.235).

YEAR	G	MIN	FGM	FGA	PCT	FTM	FTA	PCT	OFF	DEF	TOT	AST	PF-DQ	ST	BL	PTS	AVG
------	---	-----	-----	-----	-----	-----	-----	-----	-----	-----	-----	-----	-------	----	----	-----	-----

**JOE JOHNSON [#31]****6'8" 225 LBS 06/29/81****ARKANSAS '03**

>> Transactions: First round draft choice (10<sup>th</sup> pick overall) in 2001 NBA Draft...Traded to the Phoenix Suns with Milt Palacio, Randy Brown and a 2002 first-round draft choice for Tony Delk and Rodney Rogers on February 20, 2002.

01-02	48	1003	130	296	.439	20	26	.769	40	99	139	74	59-0	33	9	304	6.3
-------	----	------	-----	-----	------	----	----	------	----	----	-----	----	------	----	---	-----	-----

Three-Point Field Goals: 2001-02, 24-for-88 (.273).

**RICH JOHNSON [#26]****6'9" 210 LBS 12/18/46****GRAMBLING '68**

>> Transactions: Fourth round draft choice (46<sup>th</sup> pick overall) in 1968.

68-69	31	163	29	76	.382	11	23	.478			52	7	40-0			69	2.2
69-70	65	898	167	361	.462	46	70	.657			208	32	155-3			380	5.8
70-71	1	13	4	5	.800	0	0	.000			5	0	3-0			8	8.0
<b>TOTALS</b>	<b>97</b>	<b>1074</b>	<b>200</b>	<b>442</b>	<b>.452</b>	<b>57</b>	<b>93</b>	<b>.613</b>			<b>265</b>	<b>39</b>	<b>198-3</b>			<b>457</b>	<b>4.7</b>

**PLAYOFF RECORD**

68-69	2	4	1	1	1.000	0	0	.000			2	0	0-0			2	1.0
-------	---	---	---	---	-------	---	---	------	--	--	---	---	-----	--	--	---	-----

**DAMON JONES [#13]****6'3" 185 LBS 08/25/76****HOUSTON '98**

>> Transactions: Signed to the first of two consecutive contracts on April 14, 1999...Re-signed for the remainder of the season on May 4, 1999.

98-99	13	213	29	75	.387	3	4	.750	4	27	31	29	16-0	6	0	76	5.8
-------	----	-----	----	----	------	---	---	------	---	----	----	----	------	---	---	----	-----

Three-Point Field Goals: 1998-99, 15-for-33 (.455).

**DONTAE' JONES [#13]****6'8" 220 LBS 06/02/75****MISSISSIPPI STATE '97**

>> Transactions: Acquired from the New York Knicks with Scott Brooks, Walter McCarty and John Thomas for Chris Mills and two future second-round draft choices on October 22, 1997...Waived on January 24, 1999.

97-98	15	91	19	57	.333	0	0	.000	3	6	9	5	12/0	2	3	44	2.9
-------	----	----	----	----	------	---	---	------	---	---	---	---	------	---	---	----	-----

Three-Point Field Goals: 1997-98, 6-for-23 (.261).

**DWAYNE JONES [#27]****6'11" 250 LBS 06/09/83****ST. JOSEPH'S (PA) '05**

>> Transactions: Acquired from Minnesota Timberwolves along with Wally Szczerbiak, Michael Olowokandi and a future first round draft pick in exchange for Ricky Davis, Marcus Banks, Mark Blount, Justin Reed, and two conditional second round draft picks on January 26, 2006...Traded to Cleveland in exchange for Luke Jackson and cash on October 13, 2006.

05-06	14	87	4	10	.400	6	13	.462	10	21	31	2	14-0	1	3	14	1.0
-------	----	----	---	----	------	---	----	------	----	----	----	---	------	---	---	----	-----

Three-Point Field Goals: 2005-06, None Attempted.

**JOHNNY JONES [#27]****6'7" 210 LBS 03/12/43****LOS ANGELES STATE '67**

>> Transactions: Made the 1967-68 team after playing one year at Los Angeles State, under Bill Sharman...Selected by the Milwaukee Bucks in the NBA expansion draft on May 6, 1968.

67-68	51	475	86	253	.340	42	68	.618			114	26	60-0			214	4.2
-------	----	-----	----	-----	------	----	----	------	--	--	-----	----	------	--	--	-----	-----

**PLAYOFF RECORD**

67-68	5	10	3	6	.500	0	0	.000			4	0	2-0			6	1.2
-------	---	----	---	---	------	---	---	------	--	--	---	---	-----	--	--	---	-----

**JUMAINE JONES [#20]****6'8" 218 LBS 02/10/79****GEORGIA '01**

>> Transactions: Acquired from the Cleveland Cavaliers for J.R. Bremer, Bruno Sundov and a conditional second round draft choice on July 29, 2003...Traded to the Los Angeles Lakers with Chucky Atkins and Chris Mihm for Gary Payton, Rick Fox and a conditional first round draft choice on August 13, 2004.

03-04	42	373	33	96	.344	14	23	.609	24	44	68	14	48-0	12	9	93	2.2
-------	----	-----	----	----	------	----	----	------	----	----	----	----	------	----	---	----	-----

Three-Point Field Goals: 2003-04, 13-for-44 (.295).

**PLAYOFF RECORD**

03-04	2	28	2	6	.333	0	0	.000	1	4	5	2	4-0	0	0	4	2.0
-------	---	----	---	---	------	---	---	------	---	---	---	---	-----	---	---	---	-----

Three-Point Field Goals: 2003-04, 0-for-2 (.000).

**K. C. JONES [#25, #27]****6'1" 200 LBS 05/25/32****SAN FRANCISCO '56**

>> Transactions: Second round draft choice in 1956...Retired in 1967.

58-59	49	609	65	192	.339	41	68	.603			127	70	58-0			171	3.5
59-60	74	1274	169	414	.408	128	170	.753			199	189	109-1			466	6.3
60-61	78	1605	203	601	.338	186	280	.664			279	253	190-3			592	7.6
61-62	79	2054	294	724	.406	147	232	.634			298	343	206-1			735	9.2
62-63	79	1945	230	591	.389	112	177	.633			263	317	221-3			572	7.2
63-64	80	2424	283	722	.392	88	168	.524			372	407	253-0			654	8.2
64-65	78	2434	253	639	.396	143	227	.630			318	437	263-5			649	8.3

YEAR	G	MIN	FGM	FGA	PCT	FTM	FTA	PCT	OFF	DEF	TOT	AST	PF-DQ	ST	BL	PTS	AVG
<b>KC JONES REGULAR SEASON RECORD CONT.</b>																	
65-66	80	2710	240	619	.388	209	303	.690			304	503	243-4			689	8.6
66-67	78	2446	182	459	.397	109	189	.630			239	389	273-7			483	6.2
<b>TOTALS</b>	<b>676</b>	<b>17472</b>	<b>1914</b>	<b>4944</b>	<b>.387</b>	<b>1171</b>	<b>1853</b>	<b>.632</b>			<b>2392</b>	<b>2904</b>	<b>1824-25</b>			<b>4999</b>	<b>7.4</b>

### PLAYOFF RECORD

58-59	8	75	5	20	.250	5	5	1.000			12	10	8-0			15	1.9
59-60	13	232	27	80	.337	17	22	.773			45	14	28-0			71	5.5
60-61	9	103	9	30	.300	7	14	.500			19	15	17-0			25	2.8
61-62	14	329	44	102	.431	38	55	.717			56	55	50-1			126	9.0
62-63	13	255	19	64	.297	21	30	.700			36	37	42-1			59	4.5
63-64	10	312	25	72	.347	13	25	.520			37	68	40-0			63	6.3
64-65	12	396	43	104	.413	35	45	.778			39	74	49-1			121	10.1
65-66	17	543	45	109	.413	39	57	.684			52	75	65-0			129	7.6
66-67	9	254	24	75	.320	11	18	.611			24	48	36-1			59	6.6
<b>TOTALS</b>	<b>105</b>	<b>2494</b>	<b>241</b>	<b>656</b>	<b>.367</b>	<b>186</b>	<b>269</b>	<b>.691</b>			<b>320</b>	<b>396</b>	<b>335-4</b>			<b>668</b>	<b>6.4</b>

### RONALD "POPEYE" JONES [#4]6'8" 250 LBS 06/17/70 MURRAY STATE '92

>> Transactions: Acquired from the Toronto Raptors with Kenny Anderson and Zan Tabak for Chauncey Billups, Dee Brown, John Thomas and Roy Rogers on February 18, 1998...Traded with Ron Mercer and Dwayne Schintzius to the Denver Nuggets for Danny Fortson, Eric Williams, Eric Washington and a first-round draft choice on August 3, 1999.

YEAR	G	MIN	FGM	FGA	PCT	FTM	FTA	PCT	OFF	DEF	TOT	AST	PF-DQ	ST	BL	PTS	AVG
97-98 ----- INJURED -----																	
98-99	18	206	20	51	.392	14	17	.824	28	24	52	15	31-0	5	0	54	3.0
<b>TOTALS</b>	<b>18</b>	<b>206</b>	<b>20</b>	<b>51</b>	<b>.392</b>	<b>14</b>	<b>17</b>	<b>.824</b>	<b>28</b>	<b>24</b>	<b>52</b>	<b>15</b>	<b>31-0</b>	<b>5</b>	<b>0</b>	<b>54</b>	<b>3.0</b>

Three-Point Field Goals: 1997-98, None Attempted; 1998-99, 0-for-1 (.000). Total: 0-for-1 (.000).

### SAM JONES [#24] 6'4" 205 LBS 06/24/33 NORTH CAROLINA CENTRAL '57

>> Transactions: First round draft choice (8<sup>th</sup> pick overall) in 1957 NBA Draft...Retired in 1969.

57-58	56	594	100	233	.429	60	84	.714			160	37	42-0			260	4.6
58-59	71	1466	305	703	.454	151	196	.770			428	101	102-0			761	10.7
59-60	74	1512	355	782	.454	168	220	.764			375	125	101-1			878	11.9
60-61	78	2028	480	1069	.449	211	268	.787			421	217	148-1			1171	15.0
61-62	78	2388	596	1284	.464	245	297	.818			458	252	149-0			1455	18.4
62-63	76	2523	621	1305	.476	257	324	.793			396	241	162-1			1499	19.7
63-64	76	2381	612	1359	.450	249	318	.783			549	202	192-1			1475	19.4
64-65	80	2885	821	1818	.452	428	522	.820			411	223	176-0			2070	25.9
65-66	67	2155	626	1335	.469	325	407	.799			347	216	170-0			1577	23.5
66-67	72	2325	638	1406	.454	318	371	.857			338	217	191-1			1594	22.1
67-68	75	2408	621	1348	.461	311	376	.827			357	216	181-0			1555	21.3
68-69	70	1820	496	1103	.450	148	189	.783			265	182	121-0			1140	16.3
<b>TOTALS</b>	<b>871</b>	<b>24285</b>	<b>6271</b>	<b>13745</b>	<b>.456</b>	<b>2869</b>	<b>3572</b>	<b>.803</b>			<b>4305</b>	<b>2209</b>	<b>1735-5</b>			<b>15411</b>	<b>17.7</b>

### PLAYOFF RECORD

57-58	8	75	10	22	.455	11	16	.688			24	4	7-0			31	3.9
58-59	11	192	40	108	.370	33	39	.846			63	17	14-0			113	10.3
59-60	13	197	45	117	.385	17	21	.809			41	18	15-0			107	8.2
60-61	10	258	50	112	.446	31	35	.886			54	22	22-0			131	13.1
61-62	14	504	123	277	.444	42	60	.700			99	44	30-0			288	20.6
62-63	13	450	120	248	.484	69	83	.831			81	32	42-1			309	23.8
63-64	10	356	91	180	.506	50	68	.735			47	23	24-0			232	23.2
64-65	12	495	135	294	.459	73	84	.869			55	30	39-1			343	28.6
65-66	17	602	154	343	.449	114	136	.838			86	53	65-1			422	24.8
66-67	9	326	95	207	.459	50	58	.862			46	28	30-1			240	26.7
67-68	19	685	162	367	.441	66	84	.786			64	50	58-0			390	20.5
68-69	18	514	124	296	.419	55	69	.797			58	37	45-1			303	16.8
<b>TOTALS</b>	<b>154</b>	<b>4654</b>	<b>1149</b>	<b>2571</b>	<b>.447</b>	<b>611</b>	<b>753</b>	<b>.811</b>			<b>718</b>	<b>358</b>	<b>391-5</b>			<b>2909</b>	<b>18.9</b>

### JEFF JUDKINS [#32] 6'6" 185 LBS 03/23/56 UTAH '78

>> Transactions: Second round draft choice (30<sup>th</sup> pick overall) in 1978 NBA Draft...Selected by the Dallas Mavericks in the NBA expansion draft on July 28, 1980.

78-79	81	1521	295	587	.503	119	146	.815	70	121	191	145	184-1	81	12	709	8.8
79-80	65	674	139	276	.504	62	76	.816	32	34	66	47	91-0	29	5	351	5.4
<b>TOTALS</b>	<b>146</b>	<b>2195</b>	<b>434</b>	<b>863</b>	<b>.503</b>	<b>181</b>	<b>222</b>	<b>.816</b>	<b>102</b>	<b>155</b>	<b>257</b>	<b>192</b>	<b>275-1</b>	<b>110</b>	<b>17</b>	<b>1060</b>	<b>7.3</b>

Three-Point Field Goals: 1979-80 11-for-27 (.407).

### PLAYOFF RECORD

79-80	7	10	4	8	.500	0	0	.000	3	1	4	0	0-0	1	0	9	1.3
-------	---	----	---	---	------	---	---	------	---	---	---	---	-----	---	---	---	-----

Three-Point Field Goals: 1979-80, 1-for-3 (.333).

FORMER PLAYER STATISTICS

TRADITION

YEAR G MIN FGM FGA PCT FTM FTA PCT OFF DEF TOT AST PF-DQ ST BL PTS AVG

**GEORGE KAFTAN [#9]** **6'3"** **190 LBS** **02/22/28** **HOLY CROSS '48**

48-49	21	116	315	.368	72	115	.626			61	28				304	14.5
49-50	55	199	535	.372	136	208	.654			145	92				534	9.7
<b>TOTALS</b>	<b>76</b>	<b>315</b>	<b>850</b>	<b>.371</b>	<b>208</b>	<b>323</b>	<b>.644</b>			<b>206</b>	<b>120</b>				<b>838</b>	<b>11.0</b>

**TONY KAPPEN [#5]** **5'10"** **165 LBS** **04/13/19 D: 12/18/93** **NO COLLEGE**

46-47	18	25	91	.275	24	38	.632			6	24				74	4.1
-------	----	----	----	------	----	----	------	--	--	---	----	--	--	--	----	-----

Also played 41 games for Pittsburgh in 1946-47

**GERARD KELLY [#14, #24]** **6'2"** **180 LBS** **06/14/18** **MARSHALL**

46-47	43	91	313	.291	74	111	.667			21	128				256	6.0
-------	----	----	-----	------	----	-----	------	--	--	----	-----	--	--	--	-----	-----

**TOM KELLY [#6]** **6'2"** **172 LBS** **03/05/24 D: 03/20/08** **NY UNIVERSITY '48**

48-49	27	73	218	.335	45	73	.616			38	73				191	7.1
-------	----	----	-----	------	----	----	------	--	--	----	----	--	--	--	-----	-----

**TOBY KIMBALL [#26]** **6'8"** **220 LBS** **09/07/42** **CONNECTICUT '65**

>> Transactions: Third round draft choice (22nd pick overall) in 1965 NBA Draft...Selected by the San Diego Rockets in the NBA expansion draft on May 1, 1967.

66-67	38	222	35	97	.361	27	40	.675		146	13	42-0			97	2.6
-------	----	-----	----	----	------	----	----	------	--	-----	----	------	--	--	----	-----

**PLAYOFF RECORD**

66-67	1	4	0	2	.000	0	0	.000		3	0	1-0			0	0.0
-------	---	---	---	---	------	---	---	------	--	---	---	-----	--	--	---	-----

**MAURICE KING [#19]** **6'3"** **195 LBS** **03/12/35** **KANSAS '57**

59-60	1	19	5	8	.625	0	1	.000		4	2	3-0			10	10.0
-------	---	----	---	---	------	---	---	------	--	---	---	-----	--	--	----	------

**STACEY KING [#41]** **6'11"** **250 LBS** **01/29/67** **OKLAHOMA '89**

>> Transactions: Signed to a ten-day contract on March 10, 1997...Not signed to a second ten-day contract and was released on March 21, 1997 (also played 6 games for Dallas in 1996-97).

96-97	5	33	5	7	.714	2	3	.667	1	8	9	1	3-0	0	1	12	2.4
-------	---	----	---	---	------	---	---	------	---	---	---	---	-----	---	---	----	-----

Three-Point Field Goals: 1996-97, None Attempted.

**BOB KINNEY [#22]** **6'6"** **220 LBS** **09/16/20 D: 09/02/85** **RICE '42**

48-49	21	75	224	.335	54	91	.593			26	89				204	9.7
49-50	60	233	621	.375	201	320	.628			100	251				667	11.1
<b>TOTALS</b>	<b>81</b>	<b>308</b>	<b>845</b>	<b>.364</b>	<b>255</b>	<b>411</b>	<b>.620</b>			<b>126</b>	<b>340</b>				<b>871</b>	<b>10.8</b>

Also played 37 games for Fort Wayne in 1948-49.

**GREG KITE [#50]** **6'11"** **250 LBS** **08/05/61** **BRIGHAM YOUNG '83**

>> Transactions: First round draft choice (27th pick overall) in 1983 NBA Draft...Waived on February 1, 1988 (also played 40 games for LA Clippers in 1987-88).

83-84	35	197	30	66	.455	5	16	.313	27	35	62	7	42-0	1	5	65	1.9
84-85	55	424	33	88	.375	22	32	.688	38	51	89	17	84-3	3	10	88	1.6
85-86	64	464	34	91	.374	15	39	.385	35	93	128	17	81-1	3	28	83	1.3
86-87	74	745	47	110	.427	29	76	.382	61	108	169	27	148-2	17	46	123	1.7
87-88	13	86	9	23	.391	1	6	.167	10	14	24	2	16-0	3	8	19	1.5
<b>TOTALS</b>	<b>241</b>	<b>1916</b>	<b>153</b>	<b>378</b>	<b>.405</b>	<b>72</b>	<b>169</b>	<b>.426</b>	<b>171</b>	<b>301</b>	<b>472</b>	<b>70</b>	<b>371-6</b>	<b>27</b>	<b>97</b>	<b>378</b>	<b>1.6</b>

Three-Point Field Goals: 1985-86, 0-for-1 (.000); 1986-87, 0-for-1 (.000). Totals: 0-for-2 (.000).

**PLAYOFF RECORD**

83-84	11	38	1	8	.125	5	6	.833	5	4	9	3	9-0	0	1	7	0.6
84-85	9	63	5	12	.417	1	2	.500	5	11	16	3	13-0	1	0	11	1.2
85-86	13	78	7	10	.700	4	7	.571	5	14	19	3	20-0	2	4	18	1.4
86-87	20	172	7	20	.350	3	7	.429	15	31	46	8	43-1	2	8	17	0.9
<b>TOTALS</b>	<b>53</b>	<b>351</b>	<b>20</b>	<b>50</b>	<b>.400</b>	<b>13</b>	<b>22</b>	<b>.591</b>	<b>30</b>	<b>60</b>	<b>90</b>	<b>17</b>	<b>85-1</b>	<b>5</b>	<b>13</b>	<b>53</b>	<b>1.0</b>

Three-Point Field Goals: None Attempted.

**JOE KLEINE [#53]** **7'0"** **271 LBS** **01/04/62** **ARKANSAS '85**

>> Transactions: Acquired from the Sacramento Kings with Ed Pinckney for Danny Ainge and Brad Lohaus on February 23, 1989 (also played 47 games for Sacramento in 1988-89)...Contract was not renewed after the 1992-93 season and he became a free agent.

88-89	28	498	59	129	.457	53	64	.828	49	88	137	32	66-0	15	5	171	6.1
89-90	81	1365	176	367	.480	83	100	.830	117	238	355	46	170-0	15	27	435	5.4

YEAR	G	MIN	FGM	FGA	PCT	FTM	FTA	PCT	OFF	DEF	TOT	AST	PF-DQ	ST	BL	PTS	AVG
------	---	-----	-----	-----	-----	-----	-----	-----	-----	-----	-----	-----	-------	----	----	-----	-----

### JOE KLEINE REGULAR SEASON RECORD CONT.

90-91	72	850	102	218	.468	54	69	.783	71	173	244	21	108-0	15	14	258	3.6
91-92	70	991	144	293	.491	34	48	.708	94	202	296	32	99-0	23	14	326	4.7
92-93	78	1129	108	267	.404	41	58	.707	113	233	346	39	123-0	17	17	257	3.3
<b>TOTALS</b>	<b>329</b>	<b>4833</b>	<b>589</b>	<b>1274</b>	<b>.461</b>	<b>265</b>	<b>339</b>	<b>.782</b>	<b>444</b>	<b>934</b>	<b>1378</b>	<b>170</b>	<b>566-0</b>	<b>85</b>	<b>77</b>	<b>1447</b>	<b>4.4</b>

Three-Point Field Goals: 1988-89, 0-for-1 (.000); 1989-90, 0-for-4 (.000); 1990-91, 0-for-2 (.000); 1991-92, 4-for-8 (.500); 1992-93, 0-for-6 (.000). Totals: 4-for-22 (.182).

### JOE KLEINE PLAYOFF RECORD

88-89	3	65	6	11	.545	7	9	.778	4	13	17	2	9-0	0	1	19	6.3
89-90	5	79	13	17	.765	5	6	.833	3	11	14	2	12-0	2	3	31	6.2
90-91	5	31	4	9	.444	0	0	.000	5	6	11	1	7-0	0	0	8	1.6
91-92	9	82	9	22	.409	2	2	1.00	6	16	22	1	11-0	0	1	20	2.2
92-93	4	29	3	5	.600	0	0	.000	0	5	5	0	4-0	0	1	6	1.5
<b>TOTALS</b>	<b>26</b>	<b>286</b>	<b>35</b>	<b>64</b>	<b>.547</b>	<b>14</b>	<b>17</b>	<b>.824</b>	<b>18</b>	<b>51</b>	<b>69</b>	<b>6</b>	<b>43-0</b>	<b>2</b>	<b>6</b>	<b>84</b>	<b>3.2</b>

Three-Point Field Goals: 1988-89, 0-for-1 (.000); 1989-90, 0-for-1 (.000); 1991-92, 0-for-1 (.000). Totals: 0-for-3 (.000).

### BILLY KNIGHT [#35] 6'6" 195 LBS 06/09/52 PITTSBURGH '74

>> Transactions: Acquired from the San Diego Clippers with Nate Archibald, Marvin Barnes and draft choices for Kevin Kunnert, Kermit Washington, Sidney Wicks and the rights to Freeman Williams on August 4, 1978...Traded to the Indiana Pacers for Rick Robey on January 16, 1979 (also played 39 games for Indiana in 1978-79).

78-79	40	1119	219	436	.502	118	146	.808	41	132	173	66	86-1	31	3	556	13.9
-------	----	------	-----	-----	------	-----	-----	------	----	-----	-----	----	------	----	---	-----	------

### TRAVIS KNIGHT [#40] 7'0" 235 LBS 09/13/74 CONNECTICUT '96

>> Transactions: Signed as a free agent on July 7, 1997...Traded to the Los Angeles Lakers for Tony Battie on January 21, 1999.

97-98	74	1503	193	438	.441	81	103	.786	146	219	365	104	253-3	54	82	482	6.5
-------	----	------	-----	-----	------	----	-----	------	-----	-----	-----	-----	-------	----	----	-----	-----

### BART KOFOED [#12] 6'4" 210 LBS 03/24/64 KEARNEY STATE '87

>> Transactions: Signed as a free agent on October 8, 1992...Waived on November 26, 1992.

92-93	7	41	3	13	.231	11	14	.786	0	1	1	10	1-0	2	1	17	2.4
-------	---	----	---	----	------	----	----	------	---	---	---	----	-----	---	---	----	-----

Three-Point Field Goals: 1992-93, 0-for-1 (.000).

### HAROLD KOTTMAN [#9] 6'8" 220 LBS 08/22/22 CULVER-STOCKTON '46

46-47	53		59	188	.314	47	101	.465				17	58			165	3.1
-------	----	--	----	-----	------	----	-----	------	--	--	--	----	----	--	--	-----	-----

### WAYNE KREKLOW [#20] 6'4" 175 LBS 01/04/57 DRAKE '79

>> Transactions: Third round draft choice (53<sup>rd</sup> pick overall) in 1979...Waived on October 10, 1979...Re-signed on September 12, 1980...Waived on January 21, 1981.

80-81	25	100	11	47	.234	7	10	.700	2	10	12	9	20-0	2	1	30	1.2
-------	----	-----	----	----	------	---	----	------	---	----	----	---	------	---	---	----	-----

Three-Point Field Goals: 1980-81, 1-for-4 (.250).

### NENAD KRSTIC [#4] 7'0" 240 LBS 07/25/83 SERBIA

>> Transactions: Acquired from the Oklahoma City Thunder along with Jeff Green and a future first round draft pick (from the LA Clippers) in exchange for Kendrick Perkins and Nate Robinson on February 24, 2011.

10-11	24	553	79	147	.537	60	80	.750	47	81	128	8	77-0	8	8	218	9.1
-------	----	-----	----	-----	------	----	----	------	----	----	-----	---	------	---	---	-----	-----

Three-Point Field Goals: 2010-11, None Attempted.

### PLAYOFF RECORD

10-11	7	56	5	8	.625	2	3	.667	5	7	12	2	8-0	0	4	12	1.7
-------	---	----	---	---	------	---	---	------	---	---	----	---	-----	---	---	----	-----

Three-Point Field Goals: 2010-11, None Attempted.

### STEVE KUBERSKI [#11, #33] 6'8" 215 LBS 11/06/47 BRADLEY '69

>> Transactions: Fourth round draft choice (52<sup>nd</sup> pick overall) in 1969 NBA Draft...Selected by the New Orleans Jazz in the NBA expansion draft on May 20, 1974...Signed as a free agent on December 11, 1975 (also played 10 games for Buffalo in 1975-76)...Waived on December 8, 1977.

69-70	51	797	130	335	.388	64	92	.696			257	29	87-0			324	6.4
70-71	82	1867	313	745	.420	133	183	.727			538	78	198-1			759	9.3
71-72	71	1128	185	444	.417	80	102	.784			320	46	130-1			450	6.3
72-73	78	762	140	347	.403	65	84	.774			197	26	92-0			345	4.4
73-74	78	985	157	368	.427	86	111	.775	96	141	237	38	125-0	7	7	400	5.1
75-76	60	882	128	274	.467	68	76	.895	86	148	234	44	123-1	11	11	324	5.4
76-77	76	860	131	312	.420	63	83	.759	76	133	209	39	89-0	7	5	325	4.3
77-78	3	14	1	4	.250	0	0	.000	1	5	6	0	2-0	1	0	2	0.7
<b>TOTALS</b>	<b>499</b>	<b>7285</b>	<b>1185</b>	<b>2829</b>	<b>.419</b>	<b>559</b>	<b>731</b>	<b>.765</b>	<b>259</b>	<b>427</b>	<b>1998</b>	<b>300</b>	<b>846-3</b>	<b>26</b>	<b>23</b>	<b>2929</b>	<b>5.9</b>

YEAR	G	MIN	FGM	FGA	PCT	FTM	FTA	PCT	OFF	DEF	TOT	AST	PF-DQ	ST	BL	PTS	AVG
<b>STEVE KUBERSKI PLAYOFF RECORD</b>																	
71-72	11	218	48	87	.552	32	38	.842			63	3	23-0			128	11.6
72-73	12	95	19	46	.413	7	10	.700			14	3	15-0			45	3.8
73-74	9	69	5	25	.200	5	10	.500	8	12	20	2	9-0	1	1	15	1.7
75-76	18	232	38	81	.469	21	26	.808	16	35	51	16	38-0	0	3	97	5.4
<b>TOTALS</b>	<b>50</b>	<b>614</b>	<b>110</b>	<b>239</b>	<b>.460</b>	<b>65</b>	<b>84</b>	<b>.774</b>	<b>24</b>	<b>47</b>	<b>148</b>	<b>24</b>	<b>85-0</b>	<b>1</b>	<b>4</b>	<b>285</b>	<b>5.7</b>

**FRANK KUDELKA [#21] 6'2" 193 LBS 06/25/25 D: 05/04/93 ST. MARY'S (CA)**

50-51  
**PLAYOFF RECORD**  
 50-51 1 2 4 .500 0 3 .000 5 2 3-0 4 4.0  
 Also played for Washington in 1950-51. Games played for Boston were not recorded.

**RAEF LAFRENTZ [#45] 6'11" 245 LBS 05/29/76 KANSAS '98**

>> Transactions: Acquired from the Dallas Mavericks along with Chris Hills, Jiri Welsch and a first round draft choice for Tony Delk and Antoine Walker on October 20, 2003... Traded to the Portland Trail Blazers along with Dan Dickau and Boston's 2006 first round draft pick (#7 pick overall) for Sebastian Telfair, Theo Ratcliff and a second round draft pick in 2008 on June 28, 2006.

03-04	17	328	57	124	.460	10	13	.769	30	49	79	24	47-1	8	13	132	7.8
04-05	80	2196	341	688	.496	120	148	.811	154	399	553	98	262-2	42	99	884	11.1
05-06	82	2033	238	552	.431	51	75	.680	80	326	406	115	273-6	29	72	639	7.8
<b>TOTALS</b>	<b>179</b>	<b>4557</b>	<b>636</b>	<b>1364</b>	<b>.466</b>	<b>181</b>	<b>236</b>	<b>.767</b>	<b>264</b>	<b>774</b>	<b>1038</b>	<b>237</b>	<b>582-9</b>	<b>79</b>	<b>184</b>	<b>1655</b>	<b>9.2</b>

Three-Point Field Goals: 2003-04, 8-for-40 (.200); 2004-05, 82-for-225 (.364); 2005-06, 112-for-286 (.392). Totals: 202-for-551 (.367).

**PLAYOFF RECORD**  
 04-05 7 185 16 41 .390 8 10 .800 6 28 34 8 27-1 6 12 48 6.9  
**TOTALS 7 185 16 41 .390 8 10 .800 6 28 34 8 27-1 6 12 48 6.9**  
 Three-Point Field Goals: 2004-05, 8-for-16 (.500).

**MARCUS LANDRY [#12] 6'7" 230 LBS 11/01/85 WISCONSIN '09**

>> Transactions: Acquired from the New York Knicks along with Hale Robinson in exchange for Eddie House, Bill Walker and J.R. Giddens on February 18, 2010... Waived April 9, 2010.  
 09-10 1 3 0 2 .000 0 0 .000 0 0 0 0 0-0 0 0 0 0.0  
 Three-Point Field Goals: 2009-10, 0-for-2 (.000).

**TONY LAVELLI [#4, #11] 6'3" 185 LBS 07/11/26 D: 01/10/98 YALE '49**

>> Transactions: First round draft choice in 1949.  
 49-50 56 162 436 .372 168 197 .853 40 107 492 8.8

**ED LEEDE [#5] 6'3" 185 LBS 07/17/27 DARTMOUTH '48**

49-50	64	174	507	.343	223	316	.706	130	167	571	8.9	
50-51	57	119	370	.322	140	189	.741	118	95	378	6.6	
<b>TOTALS</b>	<b>121</b>	<b>293</b>	<b>877</b>	<b>.335</b>	<b>363</b>	<b>505</b>	<b>.719</b>	<b>118</b>	<b>225</b>	<b>311</b>	<b>949</b>	<b>7.8</b>

**PLAYOFF RECORD**  
 50-51 2 1 7 .143 1 1 1.000 0 2 3 3 1.5

**REGGIE LEWIS [#35] 6'7" 195 LBS 11/21/65 D: 07/27/93 NORTHEASTERN '87**

>> Transactions: First round draft choice (22nd pick overall) in 1987 NBA Draft.

87-88	49	405	90	193	.466	40	57	.702	28	35	63	26	54-0	16	15	220	4.5
88-89	81	2657	604	1242	.486	284	361	.787	116	261	377	218	258-5	124	72	1495	18.5
89-90	79	2522	540	1089	.496	256	317	.808	109	238	347	225	216-2	88	63	1340	17.0
90-91	79	2878	598	1219	.491	281	340	.826	119	291	410	201	234-1	98	85	1478	18.7
91-92	82	3070	703	1397	.503	292	343	.851	117	277	394	185	258-4	125	105	1703	20.8
92-93	80	3144	663	1410	.470	326	376	.867	88	259	347	298	248-1	118	77	1666	20.8
<b>TOTALS</b>	<b>450</b>	<b>14674</b>	<b>3198</b>	<b>6550</b>	<b>.488</b>	<b>1479</b>	<b>1794</b>	<b>.824</b>	<b>577</b>	<b>1361</b>	<b>1938</b>	<b>1153</b>	<b>1268-13</b>	<b>569</b>	<b>417</b>	<b>7902</b>	<b>17.6</b>

Three-Point Field Goals: 1987-88, 0-for-4 (.000); 1988-89, 3-for-22 (.136); 1989-90, 4-for-15 (.267); 1990-91, 1-for-13 (.077); 1991-92, 5-for-21 (.238); 1992-93, 14-for-60 (.233). Totals: 27-for-135 (.200).

**PLAYOFF RECORD**  
 87-88 12 70 13 34 .382 3 5 .600 9 7 16 4 13-0 3 2 29 2.4  
 88-89 3 125 26 55 .473 9 13 .692 5 16 21 11 11-0 5 0 61 20.3

**YEAR G MIN FGM FGA PCT FTM FTA PCT OFF DEF TOT AST PF-DQ ST BL PTS AVG**

**REGGIE LEWIS PLAYOFF RECORD**

89-90	5	200	37	62	.597	27	35	.771	9	16	25	22	14-0	7	2	101	20.2
90-91	11	462	95	195	.487	56	68	.824	18	50	68	32	33-1	12	6	246	22.4
91-92	10	408	115	218	.528	48	63	.762	11	32	43	39	38-2	24	8	280	28.0
92-93	1	13	7	11	.636	3	4	.750	2	0	2	1	1-0	0	1	17	17.0
<b>TOTALS</b>	<b>42</b>	<b>1278</b>	<b>293</b>	<b>575</b>	<b>.510</b>	<b>146</b>	<b>188</b>	<b>.777</b>	<b>54</b>	<b>121</b>	<b>175</b>	<b>109</b>	<b>110-3</b>	<b>51</b>	<b>19</b>	<b>734</b>	<b>17.5</b>

Three-Point Field Goals: 1987-88, 0-for-1 (.000); 1988-89, 0-for-2 (.000); 1989-90, 0-for-1 (.000); 1990-91, 0-for-4 (.000); 1991-92, 2-for-6 (.333); 1992-93, 0-for-1 (.000). Totals: 2-for-15 (.133).

**TODD LICHTI [#30]**

**6'4" 205 LBS 01/08/67**

**STANFORD '89**

>> Transactions: Signed the first of two consecutive ten-day contracts on March 29, 1994...Not signed for the remainder of the season and was released on April 17, 1994 (also played 5 games for Golden State and 4 games for Orlando in 1993-94).

93-94	4	48	6	14	.429	7	14	.500	2	6	8	6	4-0	5	1	19	4.8
-------	---	----	---	----	------	---	----	------	---	---	---	---	-----	---	---	----	-----

Three-Point Field Goals: 1993-94, None Attempted.

**ALTON LISTER [#53]**

**7'0" 245 LBS 10/01/58**

**ARIZONA STATE '81**

>> Transactions: Acquired from the Milwaukee Bucks with Todd Day for Sherman Douglas on November 26, 1995 (also played 7 games for Milwaukee in 1995-96)...Rights were renounced on July 7, 1997.

95-96	57	647	47	96	.490	39	62	.629	60	191	251	15	121-1	6	39	133	2.3
96-97	53	516	32	77	.416	23	31	.742	66	102	168	13	95-1	8	14	87	1.6
<b>TOTALS</b>	<b>110</b>	<b>1163</b>	<b>79</b>	<b>173</b>	<b>.453</b>	<b>62</b>	<b>93</b>	<b>.686</b>	<b>126</b>	<b>293</b>	<b>419</b>	<b>28</b>	<b>216-2</b>	<b>14</b>	<b>53</b>	<b>220</b>	<b>2.0</b>

Three-Point Field Goals: 1995-96, 1996-97, None Attempted.

**BRAD LOHAUS [#54]**

**7'0" 235 LBS 09/29/64**

**IOWA '87**

>> Transactions: Second round draft choice (45<sup>th</sup> pick overall) in 1987 NBA Draft...Traded with Danny Ainge to the Sacramento Kings for Joe Kleine and Ed Pinckney on February 23, 1989.

87-88	70	718	122	246	.496	50	62	.806	46	92	138	49	123-1	20	41	297	4.2
88-89	48	738	117	270	.433	35	46	.761	47	95	142	49	101-1	21	26	269	5.6
<b>TOTALS</b>	<b>118</b>	<b>1456</b>	<b>239</b>	<b>516</b>	<b>.463</b>	<b>85</b>	<b>108</b>	<b>.787</b>	<b>93</b>	<b>187</b>	<b>280</b>	<b>98</b>	<b>224-2</b>	<b>41</b>	<b>67</b>	<b>566</b>	<b>4.8</b>

Three-Point Field Goals: 1987-88, 3-for-13 (.231); 1988-89, 0-for-4 (.000). Totals: 3-for-17 (.176).

**PLAYOFF RECORD**

87-88	9	26	8	11	.727	0	0	.000	1	3	4	0	4-0	0	1	16	1.8
-------	---	----	---	----	------	---	---	------	---	---	---	---	-----	---	---	----	-----

Three-Point Field Goals: 0-for-2 (.000).

**GRANT LONG [#43]**

**6'9" 248 LBS 03/12/66**

**EASTERN MICHIGAN '88**

>> Transactions: Signed as a free agent on January 16, 2003...Completed contract and was not re-signed.

02-03	41	488	27	70	.386	18	23	.783	24	59	83	25	62-0	9	1	72	1.8
-------	----	-----	----	----	------	----	----	------	----	----	----	----	------	---	---	----	-----

Three-Point Field Goals: 2002-03, 0-for-3 (.000).

**PLAYOFF RECORD**

02-03	8	34	1	4	.250	0	0	.000	3	2	5	1	1-0	0	0	2	0.3
-------	---	----	---	---	------	---	---	------	---	---	---	---	-----	---	---	---	-----

Three-Point Field Goals: 2002-03, None Attempted.

**JIM LOSCUTOFF [#18]**

**6'5" 230 LBS 02/04/30**

**OREGON '55**

>> Transactions: First round draft choice in 1955...Retired in 1964.

55-56	71	1582	226	628	.360	139	207	.671		622	65	213-4				591	8.3
56-57	70	2220	306	888	.345	132	187	.706		730	89	244-5				744	10.6
57-58	5	56	11	31	.355	1	3	.333		20	1	8-0				23	4.6
58-59	66	1680	242	686	.353	62	84	.738		420	60	285-15				546	8.3
59-60	28	536	66	205	.322	22	36	.611		108	12	108-6				154	5.5
60-61	76	1153	144	478	.301	49	76	.645		291	25	238-5				358	4.7
61-62	79	1146	188	519	.362	45	84	.536		329	51	185-3				421	5.3
62-63	63	607	94	251	.375	22	42	.524		157	25	126-1				210	3.3
63-64	53	451	56	182	.308	18	31	.581		131	25	90-1				130	2.5
<b>TOTALS</b>	<b>511</b>	<b>9431</b>	<b>1333</b>	<b>3868</b>	<b>.345</b>	<b>490</b>	<b>750</b>	<b>.653</b>		<b>2808</b>	<b>353</b>	<b>1497-40</b>				<b>3156</b>	<b>6.2</b>

**PLAYOFF RECORD**

55-56	3	89	11	31	.355	7	9	.788		26	4	8-0				29	9.7
56-57	10	259	31	109	.284	18	28	.643		83	5	46-2				80	8.0
58-59	11	260	39	113	.345	11	21	.524		73	13	49-1				89	8.1
60-61	10	116	15	54	.278	7	9	.778		35	3	34-0				37	3.7
61-62	14	212	31	86	.360	4	10	.400		59	6	59-5				66	4.7
62-63	9	56	7	25	.280	1	2	.500		21	1	20-0				15	1.7
63-64	1	5	2	2	1.000	0	0	.000		2	0	3-0				4	4.0
<b>TOTALS</b>	<b>58</b>	<b>997</b>	<b>136</b>	<b>420</b>	<b>.324</b>	<b>48</b>	<b>79</b>	<b>.608</b>		<b>299</b>	<b>32</b>	<b>219-8</b>				<b>320</b>	<b>5.5</b>

YEAR	G	MIN	FGM	FGA	PCT	FTM	FTA	PCT	OFF	DEF	TOT	AST	PF-DQ	ST	BL	PTS	AVG
<b>CLYDE LOVELLETTE [#4, #34]</b>			<b>6'9"</b>		<b>235 LBS</b>		<b>09/07/29</b>		<b>KANSAS '52</b>								
62-63	61	568	161	376	.428	73	98	.745			177	27	137-0			395	6.5
63-64	45	437	128	305	.420	45	57	.789			126	24	100-0			301	6.7
<b>TOTALS</b>	<b>106</b>	<b>1005</b>	<b>289</b>	<b>681</b>	<b>.424</b>	<b>118</b>	<b>155</b>	<b>.761</b>			<b>303</b>	<b>51</b>	<b>237-0</b>			<b>696</b>	<b>6.6</b>

## PLAYOFF RECORD

62-63	6	40	7	26	.269	4	6	.667			5	1	13-0			18	3.0
63-64	5	40	8	34	.235	4	4	1.000			7	2	8-0			20	4.0
<b>TOTALS</b>	<b>11</b>	<b>80</b>	<b>15</b>	<b>60</b>	<b>.250</b>	<b>8</b>	<b>10</b>	<b>.800</b>			<b>12</b>	<b>3</b>	<b>21-0</b>			<b>38</b>	<b>3.5</b>

## AL LUCAS

<b>AL LUCAS</b>			<b>6'3"</b>		<b>195 LBS</b>		<b>07/04/22 D: 04/26/95</b>		<b>FORDHAM</b>								
48-49	2		1	3	.333	0	0	.000					2	0		2	1.0

## ED MACAULEY [#22]

<b>ED MACAULEY [#22]</b>			<b>6'8"</b>		<b>190 LBS</b>		<b>03/22/28</b>		<b>ST. LOUIS '49</b>							
--------------------------	--	--	-------------	--	----------------	--	-----------------	--	----------------------	--	--	--	--	--	--	--

>> Transactions: Selected in the NBA dispersal draft on April 25, 1950...Traded with the draft rights of Cliff Hagan to the St. Louis Hawks for the draft rights to Bill Russell on April 29, 1956.

50-51	68		459	985	.466	466	614	.759			616	252	205-4			1384	20.4
51-52	66	2631	384	888	.432	496	621	.799			529	252	174-0			1264	19.2
52-53	69	2902	451	997	.452	500	667	.750			629	280	188-0			1402	20.3
53-54	71	2792	462	950	.486	420	554	.758			571	271	168-1			1344	18.9
54-55	71	2706	403	951	.424	442	558	.792			600	275	171-0			1248	17.6
55-56	71	2354	420	995	.422	400	504	.794			422	211	158-2			1240	17.5
<b>TOTALS</b>	<b>416</b>		<b>2579</b>	<b>5796</b>	<b>.447</b>	<b>2724</b>	<b>3518</b>	<b>.774</b>			<b>3367</b>	<b>1521</b>	<b>1064-7</b>			<b>7882</b>	<b>18.9</b>

## PLAYOFF RECORD

50-51	2		17	36	.472	10	16	.625			18	8	4-0			44	22.0
51-52	3	129	27	49	.551	16	19	.842			33	11	11-1			70	23.3
52-53	6	278	31	71	.437	39	54	.722			58	21	23-2			101	16.8
53-54	5	127	8	22	.364	9	13	.692			21	21	14-0			25	5.0
54-55	7	283	43	93	.462	41	54	.759			52	32	21-0			127	18.1
55-56	3	73	12	30	.400	7	11	.636			15	5	6-0			31	10.3
<b>TOTALS</b>	<b>26</b>		<b>138</b>	<b>301</b>	<b>.458</b>	<b>122</b>	<b>167</b>	<b>.731</b>			<b>197</b>	<b>98</b>	<b>79-3</b>			<b>398</b>	<b>15.0</b>

## JOHN MAHNKEN [#16]

<b>JOHN MAHNKEN [#16]</b>			<b>6'8"</b>		<b>220 LBS</b>		<b>06/16/22</b>		<b>GEORGETOWN '45</b>							
---------------------------	--	--	-------------	--	----------------	--	-----------------	--	-----------------------	--	--	--	--	--	--	--

49-50	24		44	168	.262	23	36	.639				42	74			111	4.6
50-51																	
51-52	60	581	78	227	.344	26	43	.605			132	63	91-2			182	3.0
52-53	69	771	76	252	.302	39	56	.696			182	75	110-1			191	2.8
<b>TOTALS</b>																	

## PLAYOFF RECORD

51-52	3	50	2	7	.286	3	6	.500			10	3	11-1			7	2.3
52-53	6	72	0	10	.000	5	5	1.000			19	6	16-0			5	0.8
<b>TOTALS</b>	<b>9</b>	<b>122</b>	<b>2</b>	<b>17</b>	<b>.118</b>	<b>8</b>	<b>11</b>	<b>.727</b>			<b>29</b>	<b>9</b>	<b>27-1</b>			<b>12</b>	<b>1.3</b>

Also played 2 games for Fort Wayne and 36 games for Tri-Cities in 1949-50. Also played for Indianapolis in 1950-51. Games played for Boston were not recorded.

## FRANCIS MAHONEY [#19]

<b>FRANCIS MAHONEY [#19]</b>			<b>6'4"</b>		<b>205 LBS</b>		<b>11/20/27</b>		<b>BROWN '50</b>							
------------------------------	--	--	-------------	--	----------------	--	-----------------	--	------------------	--	--	--	--	--	--	--

52-53	6	34	4	10	.400	4	5	.800			7	1	7-0			12	2.0
-------	---	----	---	----	------	---	---	------	--	--	---	---	-----	--	--	----	-----

## PLAYOFF RECORD

52-53	4	45	3	14	.214	3	5	.600			7	2	14-0			9	2.3
-------	---	----	---	----	------	---	---	------	--	--	---	---	------	--	--	---	-----

## PETE MARAVICH [#44]

<b>PETE MARAVICH [#44]</b>			<b>6'5"</b>		<b>200 LBS</b>		<b>06/22/48 D: 01/05/88</b>		<b>LOUISIANA STATE '70</b>							
----------------------------	--	--	-------------	--	----------------	--	-----------------------------	--	----------------------------	--	--	--	--	--	--	--

>> Transactions: Signed as a free agent on January 22, 1980 (also played 17 games for Utah in 1979-80).

79-80	26	442	123	249	.494	50	55	.909	10	28	38	29	49-1	9	2	299	11.5
-------	----	-----	-----	-----	------	----	----	------	----	----	----	----	------	---	---	-----	------

Three-Point Field Goals: 1979-80, 3-for-4 (.750).

## PLAYOFF RECORD

79-80	9	104	25	51	.490	2	3	.667	0	8	8	6	12-0	3	0	54	6.0
-------	---	-----	----	----	------	---	---	------	---	---	---	---	------	---	---	----	-----

Three-Point Field Goals, 1979-80, 2-for-6 (.333).

YEAR G MIN FGM FGA PCT FTM FTA PCT OFF DEF TOT AST PF-DQ ST BL PTS AVG

**STEPHON MARBURY [#8] 6'2" 205 LBS 02/20/77 GEORGIA TECH '96**

>> Transactions: Signed as a free agent on February 27, 2009.

08-09 23 414 38 111 .342 6 13 .462 2 26 28 75 34-0 10 3 88 3.8  
Three-Point Field Goals: 2008-09, 6-for-25 (.240).

**PLAYOFF RECORD**

08-09 14 166 20 66 .303 9 9 1.000 2 11 13 25 15-0 1 0 52 3.7  
Three-Point Field Goals: 2008-09, 3-for-12 (.250).

**SAUL MARIASCHIN [#4] 5'11" 165 LBS 09/01/24 HARVARD '47**

>> Transactions: Third round draft choice in 1947.

47-48 43 125 463 .270 83 117 .709 60 121 333 7.7

**PLAYOFF RECORD**

47-48 2 10 42 .238 9 14 .643 1 12 29 9.7

**TONY MASSENBURG [#41] 6'9" 220 LBS 07/31/67 MARYLAND '90**

>> Transactions: Signed to the first of two consecutive ten-day contracts on January 10, 1992...Contract expired on January 29, 1992 and was not signed for the remainder of the season (also played 7 games for Golden State; 3 games for Charlotte and 1 game for San Antonio in 1991-92)...Signed as a free agent on July 28, 1997...Traded with a future second-round draft choice to the Vancouver Grizzlies for Roy Rogers on October 28, 1997.

91-92 7 46 4 9 .444 2 4 .500 2 7 9 0 7-0 0 1 10 1.4  
Three-Point Field Goals: 1991-92, None Attempted.

**CEDRIC MAXWELL [#30, #31] 6'8" 217 LBS 11/21/55 UNC CHARLOTTE '77**

>> Transactions: First round draft choice (12<sup>th</sup> pick overall) in 1977 NBA Draft...Traded with a 1986 first round draft choice and cash to the Los Angeles Clippers for Bill Walton on September 6, 1985.

77-78 72 1213 170 316 .538 188 250 .752 138 241 379 68 151-2 53 48 528 7.3  
78-79 80 2969 472 808 .584 574 716 .802 272 519 791 228 266-4 98 74 1518 19.0  
79-80 80 2744 457 750 .609 436 554 .787 284 420 704 199 266-6 76 61 1350 16.9  
80-81 81 2730 441 750 .588 352 450 .782 222 303 525 219 256-5 79 68 1234 15.2  
81-82 78 2590 397 724 .548 357 478 .747 218 281 499 183 263-6 79 49 1151 14.8  
82-83 79 2252 331 663 .499 280 345 .812 185 237 422 186 202-3 65 39 942 11.9  
83-84 80 2502 317 596 .532 320 425 .753 201 260 461 205 224-4 63 24 955 11.9  
84-85 57 1495 201 377 .533 231 278 .831 98 144 242 102 140-2 36 15 633 11.1  
**TOTALS 607 18495 2786 4984 .559 2738 3496 .783 1618 2405 4023 1390 1768-32 549 378 8311 13.7**

Three-Point Field Goals: 1980-81, 0-for-1 (.000); 1981-82, 0-for-3 (.000); 1982-83, 0-for-1 (.000); 1983-84, 1-for-6 (.167); 1984-85, 0-for-2 (.000). Totals: 1-for-13 (.077).

**PLAYOFF RECORD**

79-80 9 320 59 93 .634 46 61 .754 31 59 90 19 25-0 5 10 164 18.2  
80-81 17 598 101 174 .580 72 88 .818 61 64 125 46 53-0 12 16 274 16.1  
81-82 12 385 62 120 .517 50 70 .714 37 50 87 26 40-0 18 11 174 14.5  
82-83 7 246 29 55 .527 32 38 .842 23 28 51 23 18-0 4 4 90 12.9  
83-84 23 752 84 167 .503 106 136 .779 52 67 119 55 77-1 22 7 274 11.9  
84-85 20 238 21 43 .488 34 43 .791 17 30 47 7 29-0 9 2 76 3.8  
**TOTALS 88 2539 356 652 .546 340 436 .780 221 298 519 176 242-1 70 50 1052 11.9**

Three-Point Field Goals: 1983-84, 0-for-1 (.000).

**BOB MCADOO [#11] 6'9" 210 LBS 09/25/51 NORTH CAROLINA '73**

>> Transactions: Acquired from the New York Knicks for future draft choices and a player to be named later on February 12, 1979 (New York acquired Tom Barker to complete the deal)...Also played 40 games for New York in 1978-79...Awarded to the Detroit Pistons for future draft choices as compensation for signing veteran free agent M.L. Carr on September 6, 1979.

78-79 20 637 167 334 .500 77 115 .670 36 105 141 40 55-1 12 20 411 20.6

**JOHN MCCARTHY [#21] 6'1" 185 LBS 04/25/34 CANISIUS '56**

63-64 28 206 16 48 .333 5 13 .385 35 24 42-0 37 1.3

**PLAYOFF RECORD**

63-64 1 8 1 1 1.000 0 0 .000 1 1 0-0 2 2.0

YEAR G MIN FGM FGA PCT FTM FTA PCT OFF DEF TOT AST PF-DQ ST BL PTS AVG

**WALTER MCCARTY [#0] 6'10" 230 LBS 02/01/74 KENTUCKY '96**

>> Transactions: Acquired from the New York Knicks with Scott Brooks, Dontae' Jones and John Thomas for Chris Mills and two second round draft choices on October 22, 1997...Traded to the Phoenix Suns for a second round draft choice on February 8, 2005.

97-98	82	2340	295	730	.404	144	194	.742	141	223	364	177	274-6	110	44	788	9.6
98-99	32	659	64	177	.362	40	57	.702	36	79	115	40	88-0	24	13	181	5.7
99-00	61	879	78	230	.339	39	54	.722	33	77	110	70	83-1	24	23	229	3.8
00-01	60	478	45	126	.357	22	28	.786	24	57	81	39	82-0	14	7	131	2.2
01-02	56	718	80	180	.444	13	19	.684	32	96	128	41	83-0	18	7	212	3.8
02-03	82	1949	173	418	.414	61	98	.622	64	224	288	106	188-1	78	28	498	6.1
03-04	77	1900	203	523	.388	62	82	.756	28	211	239	124	179-1	72	22	605	7.9
04-05	44	553	62	150	.413	8	15	.533	21	56	77	26	85-0	15	9	162	3.7
<b>TOTALS</b>	<b>494</b>	<b>9476</b>	<b>1000</b>	<b>2534</b>	<b>.395</b>	<b>389</b>	<b>547</b>	<b>.711</b>	<b>379</b>	<b>1023</b>	<b>1402</b>	<b>623</b>	<b>1062-9</b>	<b>355</b>	<b>153</b>	<b>2806</b>	<b>5.7</b>

Three-Point Field Goals: 1997-98, 54-for-175 (.309); 1998-99, 13-for-50 (.260); 1999-00, 34-for-110 (.309); 2000-01, 19-for-56 (.339); 2001-02, 39-for-99 (.394); 2002-03, 91-for-248 (.367); 2003-04, 137-for-366 (.374); 2004-05, 30-for-90 (.333). Totals: 417-for-1194 (.349).

**WALTER MCCARTY PLAYOFF RECORD**

01-02	14	194	17	38	.447	7	9	.778	8	26	34	4	19-0	4	4	44	3.1
02-03	10	352	36	75	.480	6	7	.857	10	33	43	22	35-0	8	11	99	9.9
03-04	4	127	11	23	.478	0	0		3	18	21	8	7-0	2	4	28	7.0
<b>TOTALS</b>	<b>28</b>	<b>673</b>	<b>64</b>	<b>136</b>	<b>.471</b>	<b>13</b>	<b>16</b>	<b>.813</b>	<b>21</b>	<b>77</b>	<b>98</b>	<b>34</b>	<b>61-0</b>	<b>14</b>	<b>19</b>	<b>171</b>	<b>6.1</b>

Three-Point Field Goals: 2001-02, 3-for-18 (.167); 2002-03, 21-for-52 (.404); 2003-04, 6-for-15 (.400). Totals: 30-for-85 (.353).

**XAVIER MCDANIEL [#31, #34]6'7" 232 LBS 06/04/63 WICHITA STATE '85**

>> Transactions: Signed as a free agent on September 10, 1992...Contract expired and elected to play overseas on September 6, 1995.

92-93	82	2215	457	924	.495	191	241	.793	168	321	489	163	249-4	72	51	1111	13.5
93-94	82	1971	387	839	.461	144	213	.676	142	258	400	126	193-0	48	39	928	11.3
94-95	68	1430	246	546	.451	89	125	.712	94	206	300	108	146-0	30	20	587	8.6
<b>TOTALS</b>	<b>232</b>	<b>5616</b>	<b>1090</b>	<b>2309</b>	<b>.472</b>	<b>424</b>	<b>579</b>	<b>.732</b>	<b>404</b>	<b>785</b>	<b>1189</b>	<b>397</b>	<b>588-4</b>	<b>150</b>	<b>110</b>	<b>2626</b>	<b>11.3</b>

Three-Point Field Goals: 1992-93, 6-for-22 (.273); 1993-94, 10-for-41 (.244); 1994-95, 6-for-12 (.286). Totals: 22-for-84 (.262).

**PLAYOFF RECORD**

92-93	4	126	22	53	.415	6	9	.667	6	12	18	9	16-0	1	4	50	12.5
94-95	4	59	5	17	.294	3	4	.750	2	4	6	5	5-0	0	0	13	3.3
<b>TOTALS</b>	<b>8</b>	<b>185</b>	<b>27</b>	<b>70</b>	<b>.386</b>	<b>9</b>	<b>13</b>	<b>.692</b>	<b>8</b>	<b>16</b>	<b>24</b>	<b>14</b>	<b>21-0</b>	<b>1</b>	<b>4</b>	<b>63</b>	<b>7.9</b>

Three-Point Field Goals: 1992-93, 0-for-2 (.000); 1994-95, 0-for-1 (.000). Totals: 0-for-3 (.000).

**GLENN MCDONALD [#30] 6'6" 198 LBS 03/18/52 LONG BEACH STATE '74**

>> Transactions: First round draft choice (7<sup>th</sup> pick overall) in 1974 NBA Draft...Waived on October 21, 1976.

74-75	62	395	70	182	.385	28	37	.757	20	48	68	24	58-0	8	5	168	2.7
75-76	75	1019	191	456	.419	40	56	.714	56	79	135	68	123-0	39	20	422	5.6
<b>TOTALS</b>	<b>137</b>	<b>1414</b>	<b>261</b>	<b>638</b>	<b>.409</b>	<b>68</b>	<b>93</b>	<b>.731</b>	<b>76</b>	<b>127</b>	<b>203</b>	<b>92</b>	<b>181-0</b>	<b>47</b>	<b>25</b>	<b>590</b>	<b>4.3</b>

**PLAYOFF RECORD**

74-75	6	30	2	12	.167	1	3	.333	1	5	6	2	4-0	1	0	5	0.8
75-76	13	68	8	26	.308	5	6	.833	1	7	8	4	12-0	1	0	21	1.6
<b>TOTALS</b>	<b>19</b>	<b>98</b>	<b>10</b>	<b>38</b>	<b>.263</b>	<b>6</b>	<b>9</b>	<b>.667</b>	<b>2</b>	<b>12</b>	<b>14</b>	<b>6</b>	<b>16-0</b>	<b>2</b>	<b>0</b>	<b>26</b>	<b>1.4</b>

**KEVIN MCHALE [#32] 6'10" 225 LBS 12/19/57 MINNESOTA '80**

>> Transactions: First round draft choice (3<sup>rd</sup> pick overall) in 1980 NBA Draft...Retired in 1993.

80-81	82	1645	355	666	.533	108	159	.679	155	204	359	55	260-3	27	151	818	10.0
81-82	82	2332	465	875	.531	187	248	.754	191	365	556	91	264-1	30	185	1117	13.6
82-83	82	2345	483	893	.541	193	269	.717	215	338	553	104	241-3	34	192	1159	14.1
83-84	82	2577	587	1055	.556	336	439	.765	208	402	610	104	243-5	23	126	1511	18.4
84-85	79	2653	605	1062	.570	355	467	.760	229	483	712	141	234-3	28	120	1565	19.8
85-86	68	2397	561	978	.574	326	420	.776	171	380	551	181	192-2	29	134	1448	21.3
86-87	77	3060	790	1307	.604	428	512	.836	247	516	763	198	240-1	38	172	2008	26.1
87-88	64	2390	550	911	.604	346	434	.797	159	377	536	171	179-1	27	92	1446	22.6
88-89	78	2876	661	1211	.546	436	533	.818	223	414	637	172	223-2	26	97	1758	22.5
89-90	82	2722	648	1181	.549	393	440	.893	201	476	677	172	250-3	30	157	1712	20.9
90-91	68	2067	504	912	.553	228	275	.829	145	335	480	126	194-2	25	146	1251	18.4
91-92	56	1398	323	634	.509	134	163	.822	119	211	330	82	112-1	11	59	780	13.9
92-93	71	1656	298	649	.459	164	195	.841	95	263	358	73	126-0	16	59	762	10.7
<b>TOTALS</b>	<b>971</b>	<b>30118</b>	<b>6830</b>	<b>12334</b>	<b>.554</b>	<b>3634</b>	<b>4554</b>	<b>.798</b>	<b>2358</b>	<b>4764</b>	<b>7122</b>	<b>1670</b>	<b>2758-27</b>	<b>344</b>	<b>1690</b>	<b>17335</b>	<b>17.9</b>

Three-Point Field Goals: 1980-81, 0-for-2 (.000); 1982-83, 0-for-1 (.000); 1983-84, 1-for-3 (.333); 1984-85, 0-for-6 (.000); 1986-87, 0-for-4 (.000); 1988-89, 0-for-4 (.000); 1989-90, 23-for-69 (.333); 1990-91, 15-for-37 (.405); 1991-92, 0-for-13 (.000). 1992-93, 2-for-18 (.111). Totals: 41-for-157 (.261).

YEAR	G	MIN	FGM	FGA	PCT	FTM	FTA	PCT	OFF	DEF	TOT	AST	PF-DQ	ST	BL	PTS	AVG
<b>PLAYOFF RECORD</b>																	
80-81	17	296	61	113	.540	23	36	.639	29	30	59	14	51-1	4	25	145	8.5
81-82	12	344	77	134	.575	40	53	.755	41	44	85	11	44-0	5	27	194	16.2
82-83	7	177	34	62	.548	10	18	.556	15	27	42	5	16-0	3	7	78	11.1
83-84	23	702	123	244	.504	94	121	.777	62	81	143	27	75-1	3	35	340	14.8
84-85	21	837	172	303	.568	121	150	.807	74	134	208	32	73-3	13	46	465	22.1
85-86	18	715	168	290	.579	112	141	.794	51	104	155	48	64-0	8	43	448	24.9
86-87	21	827	174	298	.584	96	126	.762	66	128	194	39	71-2	7	30	444	21.1
87-88	17	716	158	262	.603	115	137	.839	55	81	136	40	65-1	7	30	432	25.4
88-89	3	115	20	41	.448	17	23	.739	7	17	24	9	13-0	1	2	57	19.0
89-90	5	192	42	69	.609	25	29	.862	8	31	39	13	17-0	2	10	110	22.0
90-91	11	376	78	148	.527	66	80	.825	18	54	72	20	42-0	5	14	228	20.7
91-92	10	306	65	126	.516	35	44	.795	21	46	67	13	34-0	5	5	165	16.5
92-93	4	113	32	55	.582	12	14	.857	9	20	29	3	6-0	2	7	76	19.0
<b>TOTALS</b>	<b>169</b>	<b>5716</b>	<b>1204</b>	<b>2145</b>	<b>.561</b>	<b>766</b>	<b>972</b>	<b>.788</b>	<b>456</b>	<b>797</b>	<b>1253</b>	<b>274</b>	<b>571-8</b>	<b>65</b>	<b>281</b>	<b>3182</b>	<b>18.8</b>

Three-Point Field Goals: 1982-83, 0-for-1 (.000); 1983-84, 0-for-3 (.000); 1985-86, 0-for-1 (.000); 1987-88, 1-for-1 (1.000); 1989-90, 1-for-3 (.333); 1990-91, 6-for-11 (.545); 1991-92, 0-for-1 (.000). Totals: 8-for-21 (.381).

### HORACE MCKINNEY [#17] 6'6" 187 LBS 01/01/19 D: 05/16/97 NORTH CAROLINA '46

50-51																	
51-52	63	1083	136	418	.325	65	80	.813			175	111	148-4			337	5.3

#### PLAYOFF RECORD

50-51	2		11	25	.440	4	5	.800			10	8	9-0			26	13.0
51-52	3	20	2	9	.222	0	0	.000			6	2	9-0			4	1.3
<b>TOTALS</b>	<b>5</b>		<b>13</b>	<b>34</b>	<b>.382</b>	<b>4</b>	<b>5</b>	<b>.800</b>			<b>16</b>	<b>10</b>	<b>18-0</b>			<b>30</b>	<b>6.0</b>

Also played for Washington in 1950-51.

### ROSHOWN MCLEOD [#5] 6'8" 221 LBS 11/17/75 DUKE '98

>> Transactions: Acquired from the Philadelphia 76ers with a conditional first-round draft choice for Jerome Moiso on August 3, 2001...Contract expired and was not renewed.

01-02 ..... INJURED .....

### DICK MEHN [#13] 6'6" 195 LBS 05/20/22 D: 12/14/86 TENNESSEE '47

50-51																	
-------	--	--	--	--	--	--	--	--	--	--	--	--	--	--	--	--	--

Also played for Baltimore and Fort Wayne in 1950-51. Games played with Boston were not recorded.

### RON MERCER [#5] 6'7" 210 LBS 05/18/76 KENTUCKY '99

>> Transactions: First round draft choice (6th pick overall) in 1997 NBA Draft...Traded with Popeye Jones and Dwayne Schintzius to the Denver Nuggets for Danny Fortson, Eric Williams, Eric Washington and a first-round draft choice on August 3, 1999.

97-98	80	2662	515	1145	.450	188	224	.839	109	171	280	176	213-2	125	17	1221	15.3
98-99	41	1551	305	707	.431	83	105	.790	37	118	155	104	81-1	67	12	698	17.0
<b>TOTALS</b>	<b>121</b>	<b>4213</b>	<b>820</b>	<b>1852</b>	<b>.443</b>	<b>271</b>	<b>329</b>	<b>.824</b>	<b>146</b>	<b>289</b>	<b>435</b>	<b>280</b>	<b>294-3</b>	<b>192</b>	<b>29</b>	<b>1919</b>	<b>15.9</b>

Three-Point Field Goals: 1997-98, 3-for-28 (.107); 1998-99, 5-for-30 (.167). Total: 8-for-58 (.138).

### CHRIS MIHM [#4] 7'0" 265 LBS 07/16/79 TEXAS '00

>> Transactions: Acquired from the Cleveland Cavaliers with Ricky Davis, Michael Stewart and a second round draft choice for Tony Battie, Eric Williams and Kedrick Brown on December 15, 2003...Traded to the Los Angeles Lakers with Chucky Atkins and Jamaune Jones for Gary Payton, Rick Fox and a conditional first round draft choice on August 13, 2004.

03-04	54	939	127	254	.500	76	118	.644	109	164	273	11	150-2	28	41	330	6.1
-------	----	-----	-----	-----	------	----	-----	------	-----	-----	-----	----	-------	----	----	-----	-----

Three-Point Field Goals: None Attempted.

#### PLAYOFF RECORD

03-04	4	65	7	22	.318	6	10	.600	8	10	18	0	12-1	4	4	20	5.0
-------	---	----	---	----	------	---	----	------	---	----	----	---	------	---	---	----	-----

Three-Point Field Goals: None Attempted.

### ED MIKAN [#16] 6'8" 230 LBS 10/20/25 D: 10/22/99 DEPAUL '48

53-54	9	71	8	24	.333	5	9	.556			20	3	15-0			21	2.3
-------	---	----	---	----	------	---	---	------	--	--	----	---	------	--	--	----	-----

### DIRK MINNIFIELD [#11] 6'3" 180 LBS 01/17/61 KENTUCKY '83

>> Transactions: Signed as a free agent on December 17, 1987 (also played 11 games for Golden State in 1987-88)...Contract expired on October 5, 1988.

87-88	61	868	83	173	.480	27	32	.844	22	53	75	190	107-0	44	3	196	3.2
-------	----	-----	----	-----	------	----	----	------	----	----	----	-----	-------	----	---	-----	-----

Three-Point Field Goals: 1987-88, 4-for-16 (.250)

YEAR	G	MIN	FGM	FGA	PCT	FTM	FTA	PCT	OFF	DEF	TOT	AST	PF-DQ	ST	BL	PTS	AVG
------	---	-----	-----	-----	-----	-----	-----	-----	-----	-----	-----	-----	-------	----	----	-----	-----

**DIRK MINNIEFIELD PLAYOFF RECORD**

87-88	11	50	6	14	.429	2	2	1.000	1	1	2	11	13-0	2	0	16	1.5
-------	----	----	---	----	------	---	---	-------	---	---	---	----	------	---	---	----	-----

**GREG MINOR [#9] 6'6" 230 LBS 09/08/71 LOUISVILLE '94**

>> Transactions: Signed as a free agent on October 19, 1994.

94-95	63	945	155	301	.515	65	78	.833	49	88	137	66	89-0	32	16	377	6.0
95-96	78	1761	320	640	.500	99	130	.762	93	164	257	146	161-0	36	11	746	9.6
96-97	23	547	94	196	.480	31	36	.861	30	50	80	34	45-0	15	2	220	9.6
97-98	69	1126	140	321	.436	59	86	.686	55	95	150	88	100-0	53	11	345	5.0
98-99	44	765	85	204	.417	36	48	.750	31	86	117	50	69-1	20	6	214	4.9
99-00																	

**INJURED**

<b>TOTALS</b>	<b>277</b>	<b>5144</b>	<b>794</b>	<b>1662</b>	<b>.478</b>	<b>290</b>	<b>378</b>	<b>.767</b>	<b>258</b>	<b>483</b>	<b>741</b>	<b>384</b>	<b>464-1</b>	<b>156</b>	<b>46</b>	<b>1902</b>	<b>6.9</b>
---------------	------------	-------------	------------	-------------	-------------	------------	------------	-------------	------------	------------	------------	------------	--------------	------------	-----------	-------------	------------

Three-Point Field Goals: 1994-95, 2-for-12 (.167); 1995-96, 7-for-27 (.259); 1996-97, 1-for-8 (.125); 1997-98, 6-for-31 (.194); 1998-99, 8-for-28 (.286); 1999-00, None Attempted; Total: 24-for-106 (.226).

**PLAYOFF RECORD**

94-95	4	37	5	13	.385	1	1	1.000	1	0	1	2	3-0	1	1	11	2.8
-------	---	----	---	----	------	---	---	-------	---	---	---	---	-----	---	---	----	-----

Three-Point Field Goals: 1994-95, None Attempted.

**MARK MINOR [#27] 6'5" 210 LBS 05/14/50 OHIO STATE '72**

>> Transactions: Eleventh round draft choice (165<sup>th</sup> pick overall) in 1972 NBA Draft.

72-73	4	20	1	4	.250	3	4	.750			4	2	5-0			5	1.3
-------	---	----	---	---	------	---	---	------	--	--	---	---	-----	--	--	---	-----

**JEROME MOISO [#5] 6'10" 232 LBS 06/15/78 UCLA '02**

>> Transactions: First round draft choice (11<sup>th</sup> pick overall) in 2000 NBA Draft...Traded to the Philadelphia 76ers for Roshown McLeod and a conditional first-round draft choice on August 3, 2001.

00-01	24	135	12	30	.400	11	26	.423	12	30	42	3	29-0	3	4	35	1.5
-------	----	-----	----	----	------	----	----	------	----	----	----	---	------	---	---	----	-----

Three-Point Field Goals: 2000-01, 0-for-1 (.000).

**ERIC MONTROSS [#0] 7'0" 270 LBS 09/23/71 NORTH CAROLINA '94**

>> Transactions: First round draft choice (9<sup>th</sup> pick overall) in 1994 NBA Draft...Traded with a 1996 first-round draft choice to the Dallas Mavericks for 1996 and 1997 first-round draft choices on June 21, 1996.

94-95	78	2315	307	575	.534	167	263	.635	196	370	566	36	299-10	29	61	781	10.0
95-96	61	1452	196	346	.566	50	133	.376	119	233	352	43	181-1	19	29	442	7.2
<b>TOTALS</b>	<b>139</b>	<b>3747</b>	<b>503</b>	<b>921</b>	<b>.546</b>	<b>217</b>	<b>396</b>	<b>.548</b>	<b>315</b>	<b>603</b>	<b>918</b>	<b>79</b>	<b>480-11</b>	<b>48</b>	<b>90</b>	<b>1223</b>	<b>8.8</b>

Three-Point Field Goals: 1994-95, 0-for-1 (.000); 1995-96, None Attempted. Totals: 0-for-1 (.000).

**PLAYOFF RECORD**

94-95	4	62	5	11	.455	3	6	500	7	2	9	0	13-0	0	0	13	3.3
-------	---	----	---	----	------	---	---	-----	---	---	---	---	------	---	---	----	-----

Three-Point Field Goals: 1994-95, None Attempted.

**MIKKI MOORE [#7, #31] 7'0" 230 LBS 11/04/75 NEBRASKA '97**

>> Transactions: Signed to a ten-day contract on January 6, 2003...Waived on January 16, 2003...Signed as a free agent on February 24, 2009.

02-03	3	12	0	1	.000	0	0	.000	1	0	1	0	6-0	0	2	0	0.0
08-09	24	456	51	85	.600	14	19	.737	31	75	106	25	96-2	4	5	116	4.8
<b>TOTALS</b>	<b>27</b>	<b>468</b>	<b>51</b>	<b>86</b>	<b>.593</b>	<b>14</b>	<b>19</b>	<b>.737</b>	<b>32</b>	<b>75</b>	<b>107</b>	<b>25</b>	<b>102-2</b>	<b>4</b>	<b>7</b>	<b>116</b>	<b>4.3</b>

Three-Point Field Goals: 2002-03, None Attempted; 2008-09, None Attempted.

**PLAYOFF RECORD**

08-09	10	66	5	10	.500	5	6	.833	6	9	15	4	11-0	2	5	15	1.5
-------	----	----	---	----	------	---	---	------	---	---	----	---	------	---	---	----	-----

Three-Point Field Goals: 2008-09, None Attempted.

**REX MORGAN [#20] 6'5" 190 LBS 10/27/48 JACKSONVILLE '70**

>> Transactions: Second round draft choice (21<sup>st</sup> pick overall) in 1970 NBA Draft.

70-71	34	266	41	102	.402	35	54	.648			61	22	58-2			117	3.4
71-72	28	150	16	50	.320	25	31	.742			30	17	34-0			55	2.0
<b>TOTALS</b>	<b>62</b>	<b>416</b>	<b>57</b>	<b>152</b>	<b>.375</b>	<b>58</b>	<b>85</b>	<b>.682</b>			<b>91</b>	<b>39</b>	<b>92-2</b>			<b>172</b>	<b>2.8</b>

**PLAYOFF RECORD**

71-72	4	10	1	7	.143	1	3	.333			6	0	6-0			3	0.8
-------	---	----	---	---	------	---	---	------	--	--	---	---	-----	--	--	---	-----

YEAR G MIN FGM FGA PCT FTM FTA PCT OFF DEF TOT AST PF-DQ ST BL PTS AVG

**DWIGHT MORRISON [#15] 6'8" 220 LBS 04/26/32 IDAHO '54**

>> Transactions: Second round draft choice in 1954 NBA Draft.

54-55	71	1227	120	284	.423	72	115	.626		451	82	222-10			312	4.4
55-56	71	910	89	240	.371	44	89	.494		345	53	159-5			222	3.1
<b>TOTALS</b>	<b>142</b>	<b>2137</b>	<b>209</b>	<b>524</b>	<b>.399</b>	<b>116</b>	<b>204</b>	<b>.569</b>		<b>796</b>	<b>135</b>	<b>381-15</b>			<b>534</b>	<b>3.8</b>

**PLAYOFF RECORD**

54-55	7	42	3	8	.375	1	3	.333		14	1	22-1			7	1.0
55-56	3	23	2	7	.286	0	4	.000		11	0	5-0			4	1.3
<b>TOTALS</b>	<b>10</b>	<b>65</b>	<b>5</b>	<b>15</b>	<b>.333</b>	<b>1</b>	<b>7</b>	<b>.143</b>		<b>25</b>	<b>1</b>	<b>27-1</b>			<b>11</b>	<b>1.1</b>

**JOE MULLANEY [#17] 6'0" 165 LBS 11/17/25 D: 03/08/00 HOLY CROSS '59**

>> Transactions: Second round draft choice in 1949 NBA Draft.

49-50	37		9	70	.129	12	15	.800			52	30			30	0.8
-------	----	--	---	----	------	----	----	------	--	--	----	----	--	--	----	-----

**TODD MUNDT [#51] 7'0" 250 LBS 05/17/70 DELTA STATE '93**

>> Transactions: Signed to the first of two consecutive ten-day contracts on March 23, 1996...Re-signed for the remainder of the season on April 12, 1996 (also played 24 games for Atlanta in 1995-96)...Rights renounced on July 30, 1996.

95-96	33	151	16	41	.390	5	8	.625	11	17	28	3	29-0	2	5	37	1.1
-------	----	-----	----	----	------	---	---	------	----	----	----	---	------	---	---	----	-----

Three-Point Field Goals: 1995-96, None Attempted.

**GEORGE MUNROE [#6] 5'11" 175 LBS 01/05/22 DARTMOUTH '43**

47-48	21		27	91	.297	17	26	.654			3	20			71	3.4
-------	----	--	----	----	------	----	----	------	--	--	---	----	--	--	----	-----

**PLAYOFF RECORD**

47-48	3		1	5	.200	2	2	1.000			1	2			4	1.3
-------	---	--	---	---	------	---	---	-------	--	--	---	---	--	--	---	-----

**DICK MURPHY [#5] 6'1" 180 LBS 03/10/21 D: 10/22/73 MANHATTAN**

46-47	7		1	17	.059	0	4	.000			3	6			2	0.3
-------	---	--	---	----	------	---	---	------	--	--	---	---	--	--	---	-----

Also played 24 games for New York in 1946-47.

**TROY MURPHY [#30] 6'11" 245 LBS 05/02/80 NOTRE DAME '01**

>> Transactions: Signed as a free agent on March 7, 2011.

10-11	17	178	10	38	.421	11	13	.846	11	27	38	6	19-0	8	1	44	2.6
-------	----	-----	----	----	------	----	----	------	----	----	----	---	------	---	---	----	-----

Three-Point Field Goals: 2010-11, 1-for-10 (100).

**PLAYOFF RECORD**

10-11	1	3	0	0	---	0	0	---	1	0	1	0	0-0	0	0	0	0.0
-------	---	---	---	---	-----	---	---	-----	---	---	---	---	-----	---	---	---	-----

Three-Point Field Goals: 2010-11, None Attempted.

**WILLIE NAULLS [#12] 6'6" 225 LBS 10/07/34 UCLA '56**

>> Transactions: Sold to Boston on September 4, 1963...Retired in 1966.

63-64	78	1409	321	769	.417	125	157	.796		356	64	208-0			767	9.8
64-65	71	1465	302	786	.384	143	176	.813		336	72	225-5			747	10.5
65-66	71	1433	328	815	.402	104	131	.794		319	72	197-4			760	10.7
<b>TOTALS</b>	<b>220</b>	<b>4307</b>	<b>951</b>	<b>2370</b>	<b>.401</b>	<b>372</b>	<b>464</b>	<b>.802</b>		<b>1011</b>	<b>208</b>	<b>630-9</b>			<b>2274</b>	<b>10.3</b>

**PLAYOFF RECORD**

63-64	10	177	37	95	.389	17	23	.739		46	8	31-1			91	9.1
64-65	12	180	39	95	.411	10	15	.667		51	9	27-0			88	7.3
65-66	11	75	9	35	.257	17	21	.810		16	1	23-0			38	3.2
<b>TOTALS</b>	<b>33</b>	<b>432</b>	<b>85</b>	<b>225</b>	<b>.378</b>	<b>44</b>	<b>59</b>	<b>.746</b>		<b>113</b>	<b>18</b>	<b>81-1</b>			<b>217</b>	<b>6.6</b>

**DON NELSON [#19] 6'6" 210 LBS 05/15/40 IOWA '62**

>> Transactions: Signed as a free agent on October 28, 1965...Retired in 1973.

65-66	75	1765	271	618	.439	223	326	.684		403	79	187-1			765	10.2
66-67	79	1202	227	509	.446	141	190	.741		295	65	143-0			595	7.5
67-68	82	1498	312	632	.494	195	268	.728		431	103	178-1			819	10.0
68-69	82	1773	374	771	.485	201	259	.776		458	92	198-2			949	11.6
69-70	82	2224	461	920	.501	337	435	.775		601	148	238-3			1259	15.4
70-71	82	2254	412	881	.468	317	426	.744		565	153	252-2			1141	13.9

YEAR	G	MIN	FGM	FGA	PCT	FTM	FTA	PCT	OFF	DEF	TOT	AST	PF-DQ	ST	BL	PTS	AVG
<b>DON NELSON REGULAR SEASON RECORD CONT.</b>																	
71-72	82	2086	389	811	.480	356	452	.788			453	192	220-3			1134	13.8
72-73	72	1425	309	649	.476	159	188	.846			315	102	155-1			777	10.8
73-74	82	1748	364	717	.508	215	273	.788			345	162	189-1	10	13	943	11.5
74-75	79	2052	423	785	.539	263	318	.827	127	342	469	181	239-2	32	15	1109	14.0
75-76	75	943	175	379	.462	127	161	.789	56	126	182	77	115-0	1	7	477	6.4
<b>TOTALS</b>	<b>872</b>	<b>18970</b>	<b>3717</b>	<b>7672</b>	<b>.484</b>	<b>2534</b>	<b>3296</b>	<b>.769</b>	<b>273</b>	<b>723</b>	<b>4517</b>	<b>1354</b>	<b>2094-16</b>	<b>43</b>	<b>35</b>	<b>9968</b>	<b>11.4</b>

<b>PLAYOFF RECORD</b>																	
65-66	17	316	50	118	.424	42	52	.808			85	13	50-0			142	8.4
66-67	9	142	27	59	.458	10	17	.588			42	9	12-0			64	7.1
67-68	19	468	91	175	.520	55	74	.743			143	32	49-0			237	12.5
68-69	18	348	87	168	.518	50	60	.833			83	21	51-0			224	12.4
71-72	11	308	52	99	.525	41	48	.854			61	21	30-0			145	13.2
72-73	13	303	47	101	.465	49	56	.875			38	15	29-0			143	11.0
73-74	18	467	82	164	.500	41	53	.774	25	72	97	35	54-2	8	3	205	11.4
74-75	11	274	66	117	.564	37	41	.902	18	27	45	26	36-1	2	2	169	15.4
75-76	18	315	52	108	.481	60	69	.870	17	36	53	17	46-1	3	2	164	9.1
<b>TOTALS</b>	<b>134</b>	<b>2941</b>	<b>554</b>	<b>1109</b>	<b>.500</b>	<b>385</b>	<b>470</b>	<b>.819</b>	<b>60</b>	<b>135</b>	<b>647</b>	<b>189</b>	<b>357-4</b>	<b>13</b>	<b>7</b>	<b>1493</b>	<b>11.1</b>

<b>JACK NICHOLS [#16] 6'7" 230 LBS 04/09/26 D: 12/24/92 WASHINGTON '48</b>																	
53-54	75	1607	163	528	.309	113	152	.743			363	104	187-2			439	5.9
54-55	64	1910	249	656	.380	138	177	.780			533	144	238-10			636	9.9
55-56	60	1964	330	799	.413	200	253	.791			625	160	228-7			860	14.3
56-57	61	1372	195	537	.363	108	136	.794			374	85	185-4			498	8.2
57-58	69	1224	170	484	.351	59	80	.738			302	63	123-1			399	5.8
<b>TOTALS</b>	<b>329</b>	<b>8077</b>	<b>1107</b>	<b>3004</b>	<b>.369</b>	<b>618</b>	<b>798</b>	<b>.774</b>			<b>2197</b>	<b>556</b>	<b>961-24</b>			<b>2932</b>	<b>8.6</b>

<b>PLAYOFF RECORD</b>																	
53-54	6	211	35	72	.486	30	38	.789			62	31	24-0			100	16.7
54-55	7	231	30	81	.370	13	16	.813			49	23	28-1			73	10.4
55-56	3	100	16	43	.372	9	10	.900			36	10	13-0			41	13.7
56-57	10	117	16	40	.400	3	5	.600			17	7	23-0			35	3.5
57-58	11	148	23	66	.348	7	10	.700			45	8	21-1			53	4.8
<b>TOTALS</b>	<b>37</b>	<b>807</b>	<b>120</b>	<b>302</b>	<b>.397</b>	<b>62</b>	<b>79</b>	<b>.785</b>			<b>209</b>	<b>79</b>	<b>109-2</b>			<b>302</b>	<b>8.2</b>

<b>RICH NIEMANN [#27] 7'0" 252 LBS 07/02/46 ST. LOUIS '68</b>																	
<b>&gt;&gt; Transactions: Acquired off waivers from the Milwaukee Bucks on October 14, 1969.</b>																	
69-70	6	18	2	5	.400	2	2	1.000			6	2	10-0			6	1.0

<b>BOB NORDMANN [#34] 6'10" 262 LBS 12/11/39 ST. LOUIS '61</b>																	
64-65	3	25	3	5	.600	0	0	.000			8	3	5			6	2.0

<b>GEORGE NOSTRAND [#3] 6'8" 197 LBS 04/05/24 D: 11/08/81 WYOMING '46</b>																	
48-49	27		91	267	.341	83	135	.615				38	74			265	9.8
49-50	18		36	120	.265	35	51	.686				22	39			107	6.7
<b>TOTALS</b>	<b>45</b>		<b>127</b>	<b>387</b>	<b>.328</b>	<b>118</b>	<b>186</b>	<b>.634</b>				<b>60</b>	<b>113</b>			<b>372</b>	<b>8.3</b>

Also played 33 games for Providence in 1948-49. Also played 1 game for Tri-Cities and 36 games for Chicago in 1949-50.

<b>STAN NOSZKA [#10, #11] 6'1" 185 LBS 09/19/20 D: 11/15/91 DUQUESNE '43</b>																	
47-48	22		27	97	.278	24	35	.686				4	52			78	3.5
48-49	30		30	123	.244	15	30	.500				25	56			75	2.5
<b>TOTALS</b>	<b>52</b>		<b>57</b>	<b>220</b>	<b>.259</b>	<b>39</b>	<b>65</b>	<b>.600</b>				<b>29</b>	<b>108</b>			<b>153</b>	<b>2.9</b>

<b>PLAYOFF RECORD</b>																	
47-48	3		10	30	.333	5	8	.625				2	11			25	8.3

<b>JULIUS NWSU [#0] 6'10" 255 LBS 05/01/71 LIBERTY '93</b>																	
<b>&gt;&gt; Transactions: Signed as a free agent on August 9, 1996...Waived on November 2, 1996.</b>																	
96-97	Received DNP-CD 11/1 vs. Chicago.																

**YEAR G MIN FGM FGA PCT FTM FTA PCT OFF DEF TOT AST PF-DQ ST BL PTS AVG**

**PATRICK O'BRYANT [#26] 7'0" 249 LBS 06/20/86 BRADLEY '06**

>> Transactions: Signed as a free agent on July 16, 2008...Traded to Toronto as part of a three team deal which resulted in Boston acquiring a future conditional second round pick from Sacramento and Sacramento acquiring Will Solomon from Toronto and cash considerations from Boston on February 19, 2009.

08-09 26 4.2 16 31 .516 8 12 .667 7 27 34 8 29-0 3 8 40 1.5  
Three-Point Field Goals: 2008-09, None Attempted.

**DERMOTT O'CONNELL [#7] 6'0" 174 LBS 04/13/28 D: 10/05/88 HOLY CROSS '49**

48-49 21 87 315 .276 30 56 .536 65 40 204 9.7  
49-50 37 72 275 .262 33 58 .569 64 62 177 4.8  
**TOTALS 58 159 590 .269 63 114 .553 129 102 381 6.6**  
Also played 24 games for St. Louis in 1949-50.

**SHAQUILLE O'NEAL [#36] 7'1" 325 LBS 03/06/72 LOUISIANA STATE '92**

>> Transactions: Signed as a free agent on August 4, 2010...Retired June 2, 2011.

10-11 37 752 134 201 .667 73 131 .557 48 130 178 26 120-4 16 42 341 9.2  
Three-Point Field Goals: 2010-11, None Attempted.

**PLAYOFF RECORD**

10-11 2 12 1 2 .500 0 2 .000 0 0 0 1 4-0 1 0 2 1.0  
Three-Point Field Goals: 2010-11, None Attempted.

**JIMMY OLIVER [#27] 6'6" 208 LBS 07/12/69 PURDUE '91**

>> Transactions: Signed as a free agent on October 7, 1993...Contract not renewed after the 1993-94 season.

93-94 44 540 89 214 .426 25 33 .758 8 38 46 33 39-0 16 1 216 4.9  
Three-Point field goals: 1993-94, 13-for-32 (.406).

**MICHAEL OLOWOKANDI [#41] 7'0" 270 LBS 04/03/75 PACIFIC '98**

>> Transactions: Acquired from the Minnesota Timberwolves along with Dwayne Jones, Wally Szczerbiak and a future first round draft choice in exchange for Marcus Banks, Mark Blount, Ricky Paus, Justin Reed and two future conditional second round draft choices on January 27, 2006...Signed as a free agent on October 2, 2006...Contract expired on July 1, 2007.

05-06 16 167 20 45 .444 5 8 .625 5 36 41 6 22-0 3 6 45 2.8  
06-07 24 234 19 46 .413 2 3 .667 14 34 48 5 48-0 8 13 40 1.7  
**TOTALS 40 401 39 91 .429 7 10 .700 19 70 89 11 70-0 11 19 85 2.1**  
Three-Point Field Goals: 2005-06, None Attempted; 2006-07, None Attempted.

**ENOCH OLSEN [#25] 6'8" 230 LBS 07/25/40 LOUISVILLE '62**

68-69 7 43 7 19 .368 0 6 .000 14 4 6-0 14 2.0

**DOUG OVERTON [#9, #20] 6'3" 190 LBS 08/03/69 LASALLE '91**

>> Transactions: Signed as a free agent on November 8, 1999...Waived on October 29, 2000...Re-signed as a free agent on November 21, 2000...Waived on December 7, 2000.

99-00 48 432 61 154 .396 20 21 .833 14 19 33 53 46-0 10 0 152 3.2  
00-01 7 144 15 44 .341 7 11 .636 3 12 15 19 15-0 4 0 38 5.4  
**TOTALS 55 576 76 198 .389 27 32 .844 17 31 48 72 61-0 14 0 190 3.5**  
Three-Point Field Goals: 1999-00, 10-for-28 (.280); 2000-01, 1-for-4 (.250). Totals: 11-for-32 (.344).

**MILT PALACIO [#9] 6'3" 195 LBS 02/07/78 COLORADO STATE '99**

>> Transactions: Signed as a free agent on December 7, 2000...Waived on January 5, 2001...Re-signed to the first of two consecutive ten-day contracts on January 10, 2001...Signed for the remainder of the season on January 29, 2001...Traded to the Phoenix Suns with Joe Johnson, Randy Brown and a 2002 first-round draft choice for Tony Delk and Rodney Rogers on February 20, 2002.

00-01 58 1141 126 267 .472 78 92 .848 25 77 102 151 83-0 48 0 342 5.9  
01-02 41 518 52 135 .385 36 51 .706 8 42 50 54 38-0 21 3 152 3.7  
**TOTALS 99 1659 178 402 .443 114 143 .797 33 119 152 205 121-0 69 3 494 5.0**  
Three-Point Field Goals: 2000-01, 12-for-36 (.333); 2001-02, 12-for-34 (.353). Totals: 24-for-70 (.343).

YEAR G MIN FGM FGA PCT FTM FTA PCT OFF DEF TOT AST PF-DQ ST BL PTS AVG

**TOGO PALAZZI [#12]**

**6'4"**

**205 LBS**

**08/08/32**

**HOLY CROSS '54**

>> Transactions: First round draft choice in 1954 NBA Draft.

54-55	53	504	101	253	.399	45	60	.750			146	30	60-1			247	4.7
55-56	63	703	145	373	.389	85	124	.685			182	42	87-0			375	6.0
56-57	20																
<b>TOTALS</b>	<b>136</b>																

**PLAYOFF RECORD**

54-55	5	30	12	24	.500	5	10	.500			14	1	7-0			29	5.8
55-56	2	7	1	5	.200	0	0	.000			2	0	1-0			2	1.0
<b>TOTALS</b>	<b>7</b>	<b>37</b>	<b>13</b>	<b>29</b>	<b>.448</b>	<b>5</b>	<b>10</b>	<b>.500</b>			<b>16</b>	<b>1</b>	<b>8-0</b>			<b>31</b>	<b>4.4</b>

Also played 43 games for Syracuse in 1956-57.

**ROBERT PARISH [#00]**

**7' 1/2"**

**230 LBS**

**08/30/53**

**CENTENARY '76**

>> Transactions: Acquired from the Golden State Warriors with a 1980 first-round draft choice for two 1980 first-round draft choices on June 9, 1980...Contract was not renewed and became a free agent following the 1994 season...Retired in 1997.

80-81	82	2298	635	1166	.545	282	397	.710	245	532	777	144	310-9	81	214	1552	18.9
81-82	80	2534	669	1235	.542	252	355	.710	288	578	866	140	267-5	68	192	1590	19.9
82-83	78	2459	619	1125	.550	271	388	.698	260	567	827	141	222-4	79	148	1509	19.3
83-84	80	2867	623	1140	.546	274	368	.745	243	614	857	139	266-7	55	116	1520	19.0
84-85	79	2850	551	1016	.542	292	393	.743	263	577	840	125	223-2	56	101	1394	17.6
85-86	81	2567	530	966	.549	245	335	.731	246	524	770	145	215-3	65	116	1305	16.1
86-87	80	2995	588	1057	.556	227	309	.735	254	597	851	173	266-5	64	144	1403	17.5
87-88	74	2312	442	750	.589	177	241	.734	173	455	628	115	198-5	55	84	1061	14.3
88-89	80	2840	596	1045	.570	294	409	.719	342	654	996	175	209-2	79	116	1486	18.6
89-90	79	2396	505	871	.580	233	312	.747	259	537	796	103	189-2	38	69	1243	15.7
90-91	81	2441	485	811	.598	237	309	.767	271	585	856	66	197-1	66	103	1207	14.9
91-92	79	2285	468	874	.535	179	232	.772	219	486	705	70	172-2	68	97	1115	14.1
92-93	79	2146	416	777	.535	162	235	.689	246	494	740	61	201-3	57	107	994	12.6
93-94	74	1987	356	725	.491	154	208	.740	141	401	542	82	190-3	42	96	866	11.7
<b>TOTALS</b>	<b>1106</b>	<b>34977</b>	<b>7483</b>	<b>13558</b>	<b>.552</b>	<b>3279</b>	<b>4491</b>	<b>.730</b>	<b>3450</b>	<b>7601</b>	<b>11582</b>	<b>1679</b>	<b>3125-53</b>	<b>873</b>	<b>1703</b>	<b>18245</b>	<b>16.5</b>

Three-Point Field Goals: 1980-81, 0-for-1 (.000); 1982-83, 0-for-1 (.000); 1986-87, 0-for-1 (.000); 1987-88 0-for-1 (.000); 1990-91, 0-for-1 (.000). Totals: 0-for-5 (.000).

**PLAYOFF RECORD**

80-81	17	492	108	219	.493	39	58	.672	50	96	146	19	74-2	21	39	255	15.0
81-82	12	426	102	209	.488	51	75	.680	43	92	135	18	47-1	5	48	255	21.3
82-83	7	249	43	89	.483	17	20	.850	21	53	74	9	18-0	5	9	103	14.7
83-84	23	869	139	291	.478	64	99	.646	76	172	248	27	100-6	23	41	342	14.9
84-85	21	803	136	276	.493	87	111	.784	57	162	219	31	68-0	21	34	359	17.1
85-86	18	591	106	225	.471	58	89	.652	52	106	158	25	47-1	9	30	270	15.0
86-87	21	734	149	263	.567	79	103	.767	59	139	198	28	79-8	18	35	377	18.0
87-88	17	626	100	188	.532	50	61	.820	51	117	168	21	42-0	11	19	250	14.7
88-89	3	112	20	44	.455	7	9	.778	6	20	26	6	5-0	4	2	47	15.7
89-90	5	170	31	54	.574	17	18	.944	23	27	50	13	21-0	5	7	79	15.8
90-91	10	296	58	97	.598	42	61	.689	33	59	92	6	34-1	8	7	158	15.8
91-92	10	335	50	101	.495	20	28	.714	38	59	97	14	22-0	7	15	120	12.0
92-93	4	146	31	57	.544	6	7	.857	13	25	38	5	14-0	1	6	68	17.0
<b>TOTALS</b>	<b>168</b>	<b>5849</b>	<b>1073</b>	<b>2113</b>	<b>.508</b>	<b>537</b>	<b>739</b>	<b>.727</b>	<b>408</b>	<b>886</b>	<b>1649</b>	<b>176</b>	<b>571-15</b>	<b>107</b>	<b>196</b>	<b>2683</b>	<b>16.0</b>

Three-Point Field Goals: 1986-87, 0-for-1 (.000).

**JIM PAXSON [#4]**

**6'6"**

**210 LBS**

**07/09/57**

**DAYTON '79**

>> Transactions: Acquired from the Portland TrailBlazers for Jerry Sichting and future considerations on February 23, 1988 (also played 17 games for Portland in 1987-88)...Contract not renewed on October 6, 1990.

87-88	28	538	94	191	.492	54	61	.885	7	20	27	49	44-0	23	4	244	8.7
88-89	57	1138	202	445	.454	84	103	.816	18	56	74	107	96-0	38	8	492	8.6
89-90	72	1283	191	422	.453	73	90	.811	24	53	77	137	115-0	33	5	460	6.4
<b>TOTALS</b>	<b>157</b>	<b>2959</b>	<b>487</b>	<b>1058</b>	<b>.460</b>	<b>211</b>	<b>254</b>	<b>.831</b>	<b>49</b>	<b>129</b>	<b>178</b>	<b>293</b>	<b>255-0</b>	<b>94</b>	<b>17</b>	<b>1196</b>	<b>7.6</b>

Three-Point Field Goals: 1987-88, 2-for-13 (.154); 1988-89, 4-for-24 (.167); 1989-90, 5-for-20 (.250). Totals: 11-for-57 (.193).

**PLAYOFF RECORD**

87-88	15	188	17	59	.288	16	20	.800	1	8	9	11	18-0	6	2	50	3.3
88-89	----- INJURED -----																
89-90	5	62	8	16	.500	3	4	.750	0	0	0	7	1-0	5	0	19	3.8
<b>TOTALS</b>	<b>20</b>	<b>250</b>	<b>25</b>	<b>75</b>	<b>.333</b>	<b>19</b>	<b>24</b>	<b>.792</b>	<b>1</b>	<b>8</b>	<b>9</b>	<b>18</b>	<b>19-0</b>	<b>11</b>	<b>2</b>	<b>69</b>	<b>3.5</b>

Three-Point Field Goals: 1987-88, 0-for-2 (.000); 1989-90, 0-for-1 (.000). Totals: 0-for-3 (.000).

YEAR G MIN FGM FGA PCT FTM FTA PCT OFF DEF TOT AST PF-DQ ST BL PTS AVG

**GARY PAYTON [#20] 6'4" 180 LBS 07/23/68 OREGON STATE '90**

>> Transactions: Acquired from the Los Angeles Lakers along with Rick Fox and a future first round draft choice in exchange for Chucky Atkins, Jumaane Jones and Chris Mihm on August 15, 2004...Traded to the Atlanta Hawks along with Tom Gugliotta, Michael Stewart and a future first round draft choice in exchange for Antoine Walker on February 24, 2005...Signed as a free agent on March 4, 2005.

04-05	77	2541	339	725	.468	153	201	.761	48	188	236	469	121-0	88	12	873	11.3
-------	----	------	-----	-----	------	-----	-----	------	----	-----	-----	-----	-------	----	----	-----	------

Three-Point Field Goals: 2004-05, 42-for-129 (.326).

**PLAYOFF RECORD**

04-05	7	239	33	74	.446	5	6	.833	8	21	29	32	10-0	6	1	72	10.3
-------	---	-----	----	----	------	---	---	------	---	----	----	----	------	---	---	----	------

Three-Point Field Goals: 2004-05, 1-for-14 (.077).

**KENDRICK PERKINS [#43] 6'10" 278 LBS 11/10/84 CLIFTON J. OZEN HS (TX) '03**

>> Transactions: Draft rights acquired along with draft rights to Marcus Banks from the Memphis Grizzlies in exchange for the draft rights to Dahntay Jones and Troy Bell on June 26, 2005...Signed contract extension on September 11, 2006...Traded along with Nate Robinson to the Oklahoma City Thunder in exchange for Jeff Green, Nenad Krstic and a future first round draft pick (from the LA Clippers) on February 24, 2011.

03-04	10	35	8	15	.533	6	9	.667	5	9	14	3	6-0	0	2	22	2.2
04-05	60	548	56	119	.471	37	58	.638	53	123	176	21	98-1	9	37	149	2.5
05-06	68	1332	137	266	.515	80	130	.615	140	264	404	69	199-3	21	105	354	5.2
06-07	72	1576	132	269	.491	60	100	.600	113	251	372	94	214-0	23	96	324	4.5
07-08	78	1912	214	349	.613	114	183	.623	145	329	474	84	242-3	31	114	542	6.9
08-09	76	2253	276	478	.577	96	160	.600	204	415	619	96	253-4	22	150	648	8.5
09-10	78	2154	313	522	.602	163	280	.582	155	440	595	80	219-1	26	132	791	10.1
10-11	12	313	22	59	.542	23	40	.575	23	74	97	10	37-0	2	10	87	7.3
<b>TOTALS</b>	<b>462</b>	<b>8093</b>	<b>1158</b>	<b>2077</b>	<b>.548</b>	<b>579</b>	<b>960</b>	<b>.603</b>	<b>838</b>	<b>1905</b>	<b>2743</b>	<b>457</b>	<b>1268-12</b>	<b>134</b>	<b>646</b>	<b>2917</b>	<b>6.3</b>

Three-Point Field Goals: 2003-04, None Attempted; 2004-05, None Attempted; 2005-06, 0-for-2 (.000); 2006-07, 0-for-3 (.000); 2007-08, 0-for-1 (.000); 2008-09, 0-for-2 (.000); 2009-10, 0-for-3 (.000); 2010-11, None Attempted. Totals: 0-for-11 (.000).

**PLAYOFF RECORD**

04-05	6	28	4	5	.800	1	3	.333	3	3	6	0	7-0	0	3	9	1.5
07-08	25	631	62	106	.585	40	59	.678	52	101	153	13	91-1	15	32	164	6.6
08-09	14	512	73	127	.575	20	30	.667	51	111	162	20	51-2	6	37	166	11.9
09-10	23	575	49	96	.510	35	55	.600	41	102	143	22	79-1	9	32	131	5.7
<b>TOTALS</b>	<b>68</b>	<b>1746</b>	<b>188</b>	<b>334</b>	<b>.563</b>	<b>94</b>	<b>147</b>	<b>.639</b>	<b>147</b>	<b>317</b>	<b>464</b>	<b>55</b>	<b>228-4</b>	<b>30</b>	<b>104</b>	<b>470</b>	<b>6.9</b>

Three-Point Field Goals: 2004-05, None Attempted; 2007-08, 0-for-1 (.000); 2008-09, 0-for-1 (.000); 2009-10, 0-for-1 (.000). Totals: 0-for-3 (.000).

**ANDY PHILLIP [#17] 6'2" 195 LBS 03/07/22 D: 04/28/01 ILLINOIS '47**

56-57	67	1476	105	277	.379	88	137	.642		181	168	121-1				298	4.4
57-58	70	1164	97	273	.355	42	71	.592		158	121	121-0				236	3.4
<b>TOTALS</b>	<b>137</b>	<b>2640</b>	<b>202</b>	<b>550</b>	<b>.367</b>	<b>130</b>	<b>208</b>	<b>.625</b>		<b>339</b>	<b>289</b>	<b>242-1</b>				<b>534</b>	<b>3.9</b>

**ANDY PHILLIP PLAYOFF RECORD**

56-57	10	128	8	22	.364	6	15	.400		20	17	18-0				22	2.2
57-58	10	91	5	21	.238	7	9	.778		14	7	20-0				17	1.7
<b>TOTALS</b>	<b>20</b>	<b>219</b>	<b>13</b>	<b>43</b>	<b>.302</b>	<b>13</b>	<b>24</b>	<b>.542</b>		<b>34</b>	<b>24</b>	<b>38-0</b>				<b>39</b>	<b>2.0</b>

**GARY PHILLIPS [#21] 6'3" 189 LBS 12/07/39 HOUSTON '61**

61-62	67	713	110	310	.355	50	86	.581		107	63	109-0				270	4.0
-------	----	-----	-----	-----	------	----	----	------	--	-----	----	-------	--	--	--	-----	-----

**PLAYOFF RECORD**

61-62	6	32	1	16	.062	8	11	.727		3	1	6-0				10	1.7
-------	---	----	---	----	------	---	----	------	--	---	---	-----	--	--	--	----	-----

**ED PINCKNEY [#54] 6'9" 215 LBS 03/27/63 VILLANOVA '85**

>> Transactions: Acquired from the Sacramento Kings with Joe Kleine for Danny Ainge and Brad Lohaus on February 23, 1989...Traded to the Milwaukee Bucks with the draft rights to Andrei Fetisov for Blue Edwards and Derek Strong on June 29, 1994.

88-89	29	678	95	176	.540	103	129	.798	60	88	148	44	77-1	29	23	293	10.1
89-90	77	1082	135	249	.542	92	119	.773	93	132	225	68	126-1	34	42	362	4.7
90-91	70	1165	131	243	.539	104	116	.897	155	186	341	45	147-0	61	43	366	5.2
91-92	81	1917	203	378	.537	207	255	.812	252	312	564	62	158-1	70	56	615	7.6
92-93	7	151	10	24	.417	12	13	.923	14	29	43	1	13-0	4	7	32	4.6
93-94	76	1524	151	289	.522	92	125	.736	160	318	478	62	131-0	58	44	394	5.2
<b>TOTALS</b>	<b>340</b>	<b>6517</b>	<b>725</b>	<b>1359</b>	<b>.533</b>	<b>610</b>	<b>757</b>	<b>.806</b>	<b>734</b>	<b>1065</b>	<b>1799</b>	<b>282</b>	<b>652-3</b>	<b>256</b>	<b>215</b>	<b>2060</b>	<b>6.1</b>

Three-Point Field Goals: 1989-90, 0-for-1 (.000); 1990-91, 0-for-1 (.000); 1991-92, 0-for-1 (.000). Totals: 0-for-3 (.000).

YEAR	G	MIN	FGM	FGA	PCT	FTM	FTA	PCT	OFF	DEF	TOT	AST	PF-DQ	ST	BL	PTS	AVG
<b>ED PINKNEY PLAYOFF RECORD</b>																	
88-89	3	45	3	12	.250	2	2	1.000	2	3	5	1	7-0	1	1	8	2.7
89-90	4	25	6	7	.857	7	9	.778	2	4	6	0	3-0	0	0	19	4.8
90-91	11	170	16	21	.762	17	21	.810	23	17	40	2	17-0	6	2	49	4.5
91-92	10	314	35	58	.603	26	31	.839	36	48	84	7	30-0	12	9	96	9.6
92-93	-----INJURED-----																
<b>TOTALS</b>	<b>28</b>	<b>554</b>	<b>60</b>	<b>98</b>	<b>.612</b>	<b>52</b>	<b>63</b>	<b>.825</b>	<b>63</b>	<b>72</b>	<b>135</b>	<b>10</b>	<b>57-0</b>	<b>19</b>	<b>12</b>	<b>172</b>	<b>6.1</b>

Three-Point Field Goals: 1991-92, 0-for-1 (.000).

<b>KEVINN PINKNEY [#51]</b>	<b>6'10"</b>	<b>245 LBS</b>	<b>10/23/83</b>	<b>NEVADA '05</b>													
<b>&gt;&gt; Transactions: Signed to a 10-day contract on April 4, 2007...Contract was not renewed after 10 days.</b>																	
06-07	6	100	12	27	.444	6	9	.667	7	8	15	5	12-0	3	3	31	5.2

Three-Point Field Goals: 2006-07, 1-for-2 (.500).

<b>SCOT POLLARD [#66]</b>	<b>6'11"</b>	<b>278 LBS</b>	<b>02/12/75</b>	<b>KANSAS '97</b>													
<b>&gt;&gt; Transactions: Signed as a free agent on August 8, 2007.</b>																	
07-08	22	173	12	23	.522	15	22	.682	14	23	37	3	43-1	3	6	39	1.8

Three-Point Field Goals: None Attempted.

<b>PLAYOFF RECORD</b>	-----INJURED-----																
07-08	-----INJURED-----																

<b>DAVE POPSON [#42]</b>	<b>6'10"</b>	<b>230 LBS</b>	<b>05/17/64</b>	<b>NORTH CAROLINA '87</b>													
<b>&gt;&gt; Transactions: Signed as a free agent on August 17, 1990...Waived on December 24, 1990...Re-signed as a free agent on December 27, 1990...Contract was not renewed.</b>																	
90-91	19	64	13	32	.406	9	10	.900	7	7	14	2	12-0	1	2	35	1.8

Three-Point Field Goals: None Attempted.

<b>PLAYOFF RECORD</b>	-----INJURED-----																
90-91	-----INJURED-----																

<b>JAMES POSEY [#41]</b>	<b>6'8"</b>	<b>217 LBS</b>	<b>01/13/77</b>	<b>XAVIER (OH) '00</b>													
<b>&gt;&gt; Transactions: Signed as a free agent on August 28, 2007.</b>																	
07-08	74	1821	173	414	.418	93	115	.809	30	242	322	114	181-1	72	20	545	7.4

Three-Point Field Goals: 2007-08, 106-for-274 (.380).

<b>PLAYOFF RECORD</b>	07-08	26	573	52	119	.437	35	40	.875	12	81	93	28	61-0	26	8	174	6.7
Three-Point Field Goals: 2007-08, 35-for-88 (.398).																		

<b>VITALY POTAPENKO [#52]</b>	<b>6'10"</b>	<b>285 LBS</b>	<b>03/21/75</b>	<b>WRIGHT STATE '97</b>													
<b>&gt;&gt; Transactions: Acquired from the Cleveland Cavaliers for Andrew Deleerq and a 1999 first-round draft choice on March 11, 1999...Traded to the Seattle SuperSonics with Kenny Anderson and Joseph Forte for Vin Baker and Shammond Williams on July 22, 2002.</b>																	
98-99	33	927	149	286	.521	58	106	.547	91	147	238	59	116-2	24	20	356	10.8
99-00	79	1797	307	615	.499	109	160	.681	182	317	499	77	239-4	41	29	725	9.2
00-01	82	1901	248	521	.476	115	158	.728	206	289	495	64	228-2	52	23	611	7.5
01-02	79	1343	137	301	.455	89	120	.742	167	180	347	30	174-0	37	18	363	4.6
<b>TOTALS</b>	<b>273</b>	<b>5968</b>	<b>841</b>	<b>1723</b>	<b>.488</b>	<b>371</b>	<b>544</b>	<b>.682</b>	<b>646</b>	<b>933</b>	<b>1579</b>	<b>230</b>	<b>757-8</b>	<b>154</b>	<b>90</b>	<b>2053</b>	<b>7.5</b>

Three-Point Field Goals: 1998-99, None Attempted; 1999-00, 0-for-1 (.000); 2000-01, None Attempted; 2001-02, None Attempted. Totals: 0-for-1 (.000).

<b>VITALY POTAPENKO LAYOFF RECORD</b>	-----INJURED-----																
01-02	-----INJURED-----																

<b>LEON POWE [#0]</b>	<b>6'8"</b>	<b>240 LBS</b>	<b>01/22/84</b>	<b>CALIFORNIA '06</b>													
<b>&gt;&gt; Transactions: Draft rights acquired from the Denver Nuggets in exchange for a future second round draft pick on June 28, 2006.</b>																	
06-07	63	720	79	177	.446	106	144	.736	97	118	215	10	104-2	14	22	264	4.2
07-08	56	809	154	269	.572	137	193	.710	95	132	227	15	127-1	15	16	445	7.9
08-09	70	1227	177	338	.524	184	267	.689	145	200	345	46	192-3	24	38	538	7.7
<b>TOTALS</b>	<b>189</b>	<b>2756</b>	<b>410</b>	<b>784</b>	<b>.523</b>	<b>427</b>	<b>604</b>	<b>.707</b>	<b>337</b>	<b>450</b>	<b>787</b>	<b>71</b>	<b>423-6</b>	<b>53</b>	<b>76</b>	<b>1247</b>	<b>6.6</b>

Three-Point Field Goals: 2006-07, 0-for-2 (.000); 2007-08, 0-for-1 (.000); 2008-09, None Attempted. Totals: 0-for-3 (.000).

YEAR	G	MIN	FGM	FGA	PCT	FTM	FTA	PCT	OFF	DEF	TOT	AST	PF-DQ	ST	BL	PTS	AVG
<b>LEON POWE PLAYOFF RECORD</b>																	
07-08	23	270	36	73	.493	44	66	.667	32	30	62	4	45-0	0	3	116	5.0
08-09	2	24	3	7	.429	4	6	.667	1	8	9	0	3-0	0	0	10	5.0
<b>TOTALS</b>	<b>25</b>	<b>296</b>	<b>39</b>	<b>80</b>	<b>.488</b>	<b>48</b>	<b>72</b>	<b>.667</b>	<b>33</b>	<b>38</b>	<b>71</b>	<b>4</b>	<b>48-0</b>	<b>0</b>	<b>3</b>	<b>126</b>	<b>5.0</b>

Three-Point Field Goals: 2007-08, None Attempted; 2008-09, None Attempted.

<b>KEVIN PRITCHARD [#12] 6'3" 180 LBS 07/17/67 KANSAS '90</b>																	
» Transactions: Signed as a free agent on October 30, 1991...Waived on November 25, 1991...Signed as a free agent on November 27, 1991...Waived on January 7, 1992.																	
91-92	11	136	16	34	.471	14	18	.778	1	10	11	30	17-0	3	4	46	4.2

Three-Point Field Goals: 1991-92, 0-for-3 (.000).

<b>GABE PRUITT [#13] 6'4" 170 LBS 04/19/86 SOUTHERN CALIFORNIA '07</b>																	
» Transactions: Second round draft choice (32 <sup>nd</sup> pick overall) in 2007 NBA Draft...Waived July 31, 2009.																	
07-08	15	95	14	39	.359	1	2	.500	1	7	8	13	10-0	5	0	32	2.1
08-09	47	766	31	101	.307	17	21	.810	9	34	43	39	34-0	15	3	93	2.0
<b>TOTALS</b>	<b>62</b>	<b>461</b>	<b>45</b>	<b>140</b>	<b>.321</b>	<b>18</b>	<b>23</b>	<b>.783</b>	<b>10</b>	<b>41</b>	<b>51</b>	<b>52</b>	<b>44-0</b>	<b>20</b>	<b>3</b>	<b>125</b>	<b>2.0</b>

Three-Point Field Goals: 2007-08, 3-for-12 (.250); 2008-09, 14-for-48 (.292). Totals: 17-for-60 (.283).

<b>PLAYOFF RECORD</b>																	
08-09	4	11	0	3	.000	0	0	---	0	0	0	2	0-0	0	1	0	0.0

Three-Point Field Goals: 2008-09, 0-for-1 (.000).

<b>DINO RADJA [#40] 6'11" 255 LBS 04/24/67 CROATIA</b>																	
» Transactions: Second round draft choice (40 <sup>th</sup> pick overall) in 1989 NBA Draft (played in Italy from 1990-1993)...Signed on July 9, 1993...Traded to the Philadelphia 76ers for Michael Cage and Clarence Weatherspoon on June 20, 1997; trade voided because Radja failed the physical on June 24, 1997...Waived on July 16, 1997.																	
93-94	80	2303	491	942	.521	226	301	.751	191	386	577	114	276-2	70	67	1208	15.1
94-95	66	2147	450	919	.490	233	307	.759	149	424	573	111	232-5	60	86	1133	17.2
95-96	53	1984	426	852	.500	191	275	.695	113	409	522	83	161-2	48	81	1043	19.7
96-97	25	874	149	339	.440	51	71	.718	44	167	211	48	76-2	23	48	349	14.0
<b>TOTALS</b>	<b>224</b>	<b>7308</b>	<b>1516</b>	<b>3052</b>	<b>.497</b>	<b>701</b>	<b>954</b>	<b>.735</b>	<b>497</b>	<b>1386</b>	<b>1883</b>	<b>356</b>	<b>745-11</b>	<b>201</b>	<b>282</b>	<b>3733</b>	<b>16.7</b>

Three-Point Field Goals: 1993-94, 0-for-1 (.000); 1994-95, 0-for-1 (.000); 1995-96, None Attempted; 1996-97, 0-for-1 (.000). Totals: 0-for-3 (.000).

<b>PLAYOFF RECORD</b>																	
94-95	4	153	20	50	.400	20	28	.714	4	24	28	9	19-0	4	5	60	15.0

Three-Point Field Goals: 1994-95, None Attempted.

<b>FRANK RAMSEY [#23] 6'3" 190 LBS 07/13/31 KENTUCKY '53</b>																	
» Transactions: First round draft choice in 1953 NBA Draft...Retired in 1964.																	
54-55	64	1754	236	592	.399	243	322	.755								715	11.2
56-57	35	807	137	349	.393	144	182	.791								418	11.9
57-58	69	2047	377	900	.419	383	472	.811								1137	16.5
58-59	72	2013	383	1013	.378	341	436	.782								1107	15.5
59-60	73	2009	422	1062	.397	273	347	.787								1117	15.3
60-61	79	2019	448	1100	.407	295	354	.833								1191	15.1
61-62	79	1913	436	1019	.428	334	405	.825								1206	15.3
62-63	77	1541	284	743	.382	271	332	.816								839	10.9
63-64	75	1227	226	604	.374	196	233	.841								648	8.6
<b>TOTALS</b>	<b>623</b>	<b>15330</b>	<b>2949</b>	<b>7382</b>	<b>.399</b>	<b>2480</b>	<b>3083</b>	<b>.804</b>			<b>3410</b>	<b>1134</b>	<b>2158-87</b>			<b>8378</b>	<b>13.4</b>

<b>PLAYOFF RECORD</b>																	
54-55	7	154	28	54	.519	19	26	.731								75	10.7
56-57	10	229	38	82	.463	46	59	.780								122	12.2
57-58	11	352	74	174	.425	54	59	.915								202	18.4
58-59	11	303	95	192	.495	65	81	.802								255	23.2
59-60	13	459	81	196	.413	55	63	.873								217	16.7
60-61	10	300	55	136	.404	61	75	.813								171	17.1
61-62	13	210	39	104	.375	41	45	.911								110	9.1
62-63	13	251	37	104	.356	34	47	.723								108	8.3
63-64	10	138	22	63	.349	18	21	.857								62	6.2
<b>TOTALS</b>	<b>98</b>	<b>2396</b>	<b>469</b>	<b>1105</b>	<b>.424</b>	<b>393</b>	<b>476</b>	<b>.826</b>			<b>494</b>	<b>151</b>	<b>362-14</b>			<b>1331</b>	<b>13.6</b>

YEAR	G	MIN	FGM	FGA	PCT	FTM	FTA	PCT	OFF	DEF	TOT	AST	PF-DQ	ST	BL	PTS	AVG
------	---	-----	-----	-----	-----	-----	-----	-----	-----	-----	-----	-----	-------	----	----	-----	-----

### THEO RATLIFF [#50] 6'10" 235 LBS 04/17/73 WYOMING '95

>> Transactions: Acquired from the Portland Trail Blazers along with Sebastian Telfair and a 2008 second round draft choice in exchange for Raef LaFrentz, Dan Dickau and the draft rights to Randy Foye on June 28, 2006...Traded to Minnesota along with Ryan Gomes, Gerald Green, Al Jefferson, Sebastian Telfair and two future draft choices in exchange for Kevin Garnett on July 31, 2007.

06-07	2	44	1	3	.333	3	4	.750	2	5	7	0	6-0	1	3	5	2.5
-------	---	----	---	---	------	---	---	------	---	---	---	---	-----	---	---	---	-----

Three-Point Field Goals: None Attempted.

### ALLAN RAY [#12] 6'2" 190 LBS 06/17/84 VILLANOVA '06

>> Transactions: Signed as a free agent on July 6, 2006...Contract expired on August 1, 2007.

06-07	25	266	41	112	.366	23	34	.676	6	22	28	12	32-1	8	0	123	4.9
-------	----	-----	----	-----	------	----	----	------	---	----	----	----	------	---	---	-----	-----

Three-Point Field Goals: 2006-07, 18-for-46 (.391).

### JUSTIN REED [#9] 6'8" 240 LBS 01/16/82 MISSISSIPPI '04

>> Transactions: Second round draft choice (40<sup>th</sup> Pick overall) in the 2004 NBA Draft...Traded to the Minnesota Timberwolves along with Marcus Banks, Mark Blount, Ricky Davis and two conditional second draft choices for Wally Szczerbiak, Michael Olowokandi, Dwayne Jones and a future first round draft choice on January 26, 2006.

04-05	23	121	15	29	.517	11	15	.733	8	8	16	10	12-0	3	1	41	1.8
05-06	32	291	25	74	.338	25	40	.625	13	16	29	7	45-0	5	4	75	2.3
<b>TOTALS</b>	<b>55</b>	<b>412</b>	<b>40</b>	<b>103</b>	<b>.388</b>	<b>36</b>	<b>55</b>	<b>.655</b>	<b>21</b>	<b>24</b>	<b>45</b>	<b>17</b>	<b>57-0</b>	<b>8</b>	<b>5</b>	<b>116</b>	<b>2.1</b>

Three-Point Field Goals: 2004-05, 0-for-3 (.000); 2005-06, None Attempted. Totals: 0-for-3 (.000).

#### PLAYOFF RECORD

04-05	6	22	2	6	.333	3	4	.750	0	1	1	0	2-0	0	0	7	1.2
<b>TOTALS</b>	<b>6</b>	<b>22</b>	<b>2</b>	<b>6</b>	<b>.333</b>	<b>3</b>	<b>4</b>	<b>.750</b>	<b>0</b>	<b>1</b>	<b>1</b>	<b>0</b>	<b>2-0</b>	<b>0</b>	<b>0</b>	<b>7</b>	<b>1.2</b>

Three-Point Field Goals: 2004-05, 0-for-2 (.000).

### JOHN RICHTER [#16] 6'9" 225 LBS 03/12/37 NORTH CAROLINA STATE '59

>> Transactions: First round draft choice in 1959 NBA Draft.

59-60	66	808	113	332	.340	59	117	.504			312	27	158-1			285	4.3
-------	----	-----	-----	-----	------	----	-----	------	--	--	-----	----	-------	--	--	-----	-----

#### PLAYOFF RECORD

59-60	8	95	15	38	.395	5	14	.357			29	2	17-1			35	4.4
-------	---	----	----	----	------	---	----	------	--	--	----	---	------	--	--	----	-----

### MEL RIEBE [#7, #9] 5'11" 180 LBS 07/12/16 D: 07/25/77 WOOSTER

47-48	48		202	653	.309	85	137	.620				41	137			489	10.2
48-49	33		146	501	.291	70	116	.603				95	97			362	11.0
<b>TOTALS</b>	<b>81</b>	<b>348</b>	<b>1154</b>	<b>.302</b>	<b>155</b>	<b>253</b>	<b>.613</b>				<b>136</b>	<b>234</b>				<b>851</b>	<b>10.6</b>

#### PLAYOFF RECORD

47-48	3		14	43	.326	14	20	.700				3	10			42	14.0
-------	---	--	----	----	------	----	----	------	--	--	--	---	----	--	--	----	------

Also played 10 games for Providence in 1948-49.

### ERIC RILEY [#44] 7'0" 245 LBS 06/02/70 MICHIGAN '93

>> Transactions: Signed as a free agent on January 27, 1999...Contract was not renewed after the 1998-99 season.

98-99	35	337	28	54	.519	22	31	.710	36	63	99	12	73-2	9	26	78	2.2
-------	----	-----	----	----	------	----	----	------	----	----	----	----	------	---	----	----	-----

Three-Point Field Goals: None Attempted.

### ARNIE RISEN [#19] 6'9" 200 LBS 10/09/24 OHIO STATE

55-56	68	1597	189	493	.383	170	240	.708			553	88	300-17			548	8.1
56-57	43	935	119	307	.388	106	156	.679			286	53	163-4			344	8.0
57-58	63	1119	134	397	.338	114	167	.683			360	50	195-5			382	6.1
<b>TOTALS</b>	<b>174</b>	<b>3651</b>	<b>442</b>	<b>1197</b>	<b>.369</b>	<b>390</b>	<b>563</b>	<b>.693</b>			<b>1199</b>	<b>191</b>	<b>658-26</b>			<b>1274</b>	<b>7.3</b>

#### ARNIE RISEN PLAYOFF RECORD

55-56	3	88	12	34	.353	13	18	.722			44	2	15-0			37	12.3
56-57	10	152	28	63	.444	19	29	.655			58	8	48-5			75	7.5
57-58	10	168	12	52	.231	22	33	.667			62	9	32-1			46	4.6
<b>TOTALS</b>	<b>33</b>	<b>408</b>	<b>52</b>	<b>149</b>	<b>.349</b>	<b>54</b>	<b>80</b>	<b>.675</b>			<b>164</b>	<b>19</b>	<b>95-6</b>			<b>158</b>	<b>6.9</b>

### RAMON RIVAS [#45] 6'10" 260 LBS 06/03/66 TEMPLE '88

>> Transactions: Signed as a free agent on August 28, 1988...Contract not renewed after the 1988-89 season.

88-89	28	91	12	31	.387	16	25	.640	9	15	24	3	21-0	4	1	40	1.4
-------	----	----	----	----	------	----	----	------	---	----	----	---	------	---	---	----	-----

Three-Point Field Goals: 0-for-1 (.000).

YEAR	G	MIN	FGM	FGA	PCT	FTM	FTA	PCT	OFF	DEF	TOT	AST	PF-DQ	ST	BL	PTS	AVG
------	---	-----	-----	-----	-----	-----	-----	-----	-----	-----	-----	-----	-------	----	----	-----	-----

**BILL ROBERTS [#5]**      **6'9"**    **210 LBS**    **1925**      **WYOMING**  
 48-49    26                    36    109    .330    9    19    .474                                    13    34                                    81    3.1  
 Also played 2 games for Chicago and 22 games for St. Louis in 1948-49.

**FRED ROBERTS [#31]**      **6'10"**    **220 LBS**    **08/14/60**      **BRIGHAM YOUNG '82**

>> Transactions: Acquired from the Utah Jazz for a 1987 third round draft choice on September 25, 1986...Selected by the Miami Heat in the NBA expansion draft on June 23, 1988.  
 86-87    73    1079    139    270    .515    124    153    .810    54    136    190    62    129-1    22    20    402    5.5  
 87-88    74    1052    161    330    .488    128    165    .776    60    102    162    81    118-0    16    15    450    6.1  
**TOTALS**    **147**    **2111**    **300**    **600**    **.500**    **252**    **318**    **.792**    **114**    **238**    **352**    **143**    **247-1**    **38**    **35**    **852**    **5.8**  
 Three-Point Field Goals: 1986-87, 0-for-3 (.000); 1987-88, 0-for-6 (.000). Totals: 0-for-9 (.000).

**FRED ROBERTS PLAYOFF RECORD**  
 86-87    20    265                    30    59    .508                    31    44    .705                    15    18    33    12    47-0    6    3                    91    4.6  
 87-88    15    100                    11    21    .524                    7    11    .636                    8    8    16    3    20-1    3    0                    29    1.9  
**TOTALS**    **35**    **365**                    **41**    **80**    **.513**                    **38**    **55**    **.691**                    **23**    **26**    **49**    **15**    **67-1**    **9**    **3**                    **120**    **3.4**  
 Three-Point Field Goals: None Attempted.

**RICK ROBEY [#53]**      **6'10"**    **235 LBS**    **01/30/56**      **KENTUCKY '78**

>> Transactions: Acquired from the Indiana Pacers for Billy Knight on January 16, 1979 (also played 43 games for Indiana in 1978-79)...Traded with two 1983 second-round draft choices to the Phoenix Suns for Dennis Johnson and 1981 first and third-round draft choices on June 27, 1983.  
 78-79    36                    914    182    378    .481    84    103    .816    88    171    259    79    121-3    23    3    448    12.4  
 79-80    82    1918    379    727    .521    184    269    .684    209    321    530    92    244-2    53    15    942    11.5  
 80-81    82    1569    298    547    .545    144    251    .574    132    258    390    126    204-0    38    19    740    9.0  
 81-82    80    1186    185    375    .493    84    157    .535    114    181    295    68    183-2    27    14    454    5.7  
 82-83    59    855    100    214    .467    45    78    .577    79    140    219    65    131-1    13    8    245    4.2  
**TOTALS**    **339**    **6442**    **1144**    **2241**    **.510**    **541**    **858**    **.631**    **622**    **1071**    **1693**    **433**    **883-8**    **154**    **59**    **2829**    **8.3**  
 Three-Point Field Goals: 1979-80, 0-for-1 (.000); 1980-81, 0-for-1 (.000); 1981-82, 0-for-2 (.000). Totals: 0-for-4 (.000).

**PLAYOFF RECORD**  
 79-80    9                    151    24    53    .453                    7    14    .500                    13    19    32    10    27-0    7    3                    55    6.1  
 80-81    17    265                    35    81    .432                    16    35    .457                    19    41    60    12    44-0    2    5                    86    5.1  
 81-82    12    122                    21    40    .525                    13    17    .765                    13    16    29    4    27-0    2    2                    55    4.6  
 82-83    5                    29    0    4    .000                    2    4    .500                    3    5    8    1    4-0    0    0                    2    0.4  
**TOTALS**    **43**    **567**                    **80**    **178**    **.449**                    **38**    **70**    **.543**                    **48**    **81**    **129**    **27**    **102-0**    **11**    **10**                    **198**    **4.6**  
 Three-Point Field Goals: 1979-80, 0-for-1 (.000); 1982-83, 0-for-1 (.000). Totals: 0-for-2 (.000).

**LARRY ROBINSON [#4]**      **6'5"**    **180 LBS**    **01/11/68**      **CENTENARY '90**

>> Transactions: Signed as a free agent on October 29, 1991...Waived on November 11, 1991.  
 91-92    1                    6    1    5    .200                    0    0    .000                    2    0    2    1    3-0    0    0                    2    2.0  
 Three-Point Field Goals: 1991-92, None Attempted.

**NATE ROBINSON [#4]**      **5'9"**    **180 LBS**    **05/31/84**      **WASHINGTON '05**

>> Transactions: Acquired from the New York Knicks along with Marcus Landry in exchange for Eddie House, J.R. Giddens and Bill Walker on February 18, 2010...Traded along with Kendrick Perkins to the Oklahoma City Thunder in exchange for Jeff Green, Nenad Krstic and a future first round draft pick (from the LA Clippers) on February 24, 2011.  
 09-10    26                    382    63    157    .401    8    13    .615    5    33    38    51    50-0    22    0    170    6.5  
 10-11    55    983    146    361    .404    33    40    .825    15    74    89    105    107-1    29    4    388    7.1  
**TOTALS**    **81**    **1365**    **209**    **518**    **.404**    **41**    **53**    **.774**    **20**    **107**    **127**    **156**    **157-1**    **51**    **4**    **558**    **6.9**  
 Three-Point Field Goals: 2009-10, 36-for-87 (.414); 2010-11, 63-for-192 (.328). Totals: 99-for-279 (.355).

**PLAYOFF RECORD**  
 09-10    17                    128    24    64    .375                    12    15    .800                    4    10    14    18    16-0    6    1                    71    4.2  
 Three-Point Field Goals: 2009-10, 11-for-33 (.333)

**RODNEY ROGERS [#54]**      **6'7"**    **255 LBS**    **06/20/71**      **WAKE FOREST '94**

>> Transactions: Acquired from the Phoenix Suns with Tony Delk for Joe Johnson, Milt Palacio, Randy Brown and a 2002 first-round draft choice on February 20, 2002...Contract expired and was not renewed and became a free agent on July 1, 2002.  
 01-02    27                    626    107    222    .482                    35    50    .700                    34    73    107    40    78-1    16    12    288    10.7  
 Three-Point Field Goals: 2001-02, 39-for-95 (.411).

**PLAYOFF RECORD**  
 01-02    16                    394    46    108    .426                    31    35    .886                    28    60    88    34    42-1    16    7                    142    8.9  
 Three-Point Field Goals: 2001-02, 19-for-52 (.365).

# FORMER PLAYER STATISTICS

# TRADITION

YEAR G MIN FGM FGA PCT FTM FTA PCT OFF DEF TOT AST PF-DQ ST BL PTS AVG

## ROY ROGERS, JR. [#99] 6'10" 235 LBS 08/19/73 ALABAMA '96

>> Transactions: Acquired from the Vancouver Grizzlies for Tony Massenburg and a future second-round draft choice on October 28, 1997...Traded to the Toronto Raptors with Chauncey Billups, Dee Brown and John Thomas for Kenny Anderson, Zan Tabak and Popeye Jones on February 18, 1998.

97-98 9 37 3 8 .375 1 2 .500 0 5 5 1 6-0 2 4 7 0.8  
Three-Point Field Goals: 1997-98, None Attempted.

## KEN ROLLINS [#4] 6'0" 168 LBS 09/14/23 KENTUCKY '48

52-53 43 426 38 115 .330 22 27 .815 45 46 63-1 98 2.3

### PLAYOFF RECORD

52-53 6 65 6 15 .400 8 8 1.000 8 7 14-0 20 3.3

## CURTIS ROWE [#41] 6'7" 225 LBS 07/02/49 UCLA '71

>> Transactions: Acquired from the Detroit Pistons in a three-way deal, in which Paul Silas was traded to the Denver Nuggets, and Ralph Simpson was traded by Denver to Detroit on October 20, 1976...Contract was not renewed after the 1978-79 season.

76-77 79 2190 315 632 .498 170 240 .708 188 375 563 107 215-3 24 47 800 10.1  
77-78 51 911 123 273 .451 66 89 .742 74 129 203 45 94-1 14 8 312 6.1  
78-79 53 1222 151 346 .436 52 75 .693 79 163 242 69 105-2 15 13 354 6.7  
**TOTALS 183 4323 589 1251 .471 288 404 .714 341 667 1308 221 414-6 53 68 1466 8.0**

### PLAYOFF RECORD

76-77 9 237 32 68 .471 22 29 .759 29 43 72 10 29-1 1 4 86 9.9

## BILL RUSSELL [#6] 6'10" 220 LBS 02/12/34 SAN FRANCISCO '56

>> Transactions: Selected by the St. Louis Hawks in the first round (2nd pick overall) in 1956 NBA Draft...Draft rights were acquired from St. Louis for Ed Macauley and the draft rights to Cliff Hagan on April 29, 1956...Retired in 1969.

56-57 48 1695 277 649 .427 152 309 .492 943 88 143-2 706 14.7  
57-58 69 2640 456 1032 .442 230 443 .519 1564 202 181-2 1142 16.6  
58-59 70 2979 456 997 .457 256 428 .598 1612 222 161-3 1168 16.7  
59-60 74 3146 555 1189 .467 240 392 .612 1778 277 210-0 1350 18.2  
60-61 78 3458 532 1250 .426 258 469 .550 1868 268 155-0 1322 16.9  
61-62 76 3433 575 1258 .457 286 481 .594 1790 341 207-3 1436 18.9  
62-63 78 3500 511 1182 .432 287 517 .555 1843 348 189-1 1309 16.8  
63-64 78 3482 466 1077 .433 236 429 .550 1930 370 190-0 1168 15.0  
64-65 78 3466 429 980 .438 244 426 .573 1878 410 204-1 1102 14.1  
65-66 78 3386 391 943 .415 223 405 .551 1779 371 221-4 1005 12.9  
66-67 81 3297 395 870 .454 285 467 .610 1700 472 258-4 1075 13.4  
67-68 78 2953 365 858 .425 247 460 .537 1451 357 242-2 977 12.5  
68-69 77 3291 279 645 .433 204 388 .526 1484 374 231-2 762 9.9  
**TOTALS 963 40726 5687 12930 .440 3148 5614 .561 21620 4100 2592-24 14522 15.1**

### PLAYOFF RECORD

56-57 10 409 54 148 .365 31 61 .508 244 32 41-1 139 13.9  
57-58 9 355 48 133 .361 40 66 .606 221 24 24-0 136 15.1  
58-59 11 496 65 159 .409 41 67 .612 305 40 28-1 171 15.5  
59-60 13 572 94 206 .456 53 75 .707 336 38 38-1 241 18.5  
60-61 10 462 73 171 .427 45 86 .523 299 48 24-0 191 19.1  
61-62 14 672 116 253 .458 82 113 .726 370 70 49-0 314 22.4  
62-63 13 617 96 212 .453 72 109 .661 326 66 36-0 264 20.3  
63-64 10 451 47 132 .356 37 67 .552 272 44 33-0 131 13.1  
64-65 12 561 79 150 .527 40 76 .526 302 76 43-2 193 16.5  
65-66 17 814 124 261 .475 76 123 .618 428 85 60-0 324 19.1  
66-67 9 390 31 86 .360 33 52 .635 198 50 32-1 95 10.6  
67-68 19 869 99 242 .409 76 130 .585 434 99 73-1 274 14.4  
68-69 18 829 77 182 .423 41 81 .506 369 98 65-1 195 10.8  
**TOTALS 165 7497 1003 2335 .430 667 1106 .603 4104 770 546-8 2673 16.2**

## ED SADOWSKI [#22] 6'5" 240 LBS 07/11/17 D: 09/18/90 SETON HALL '40

47-48 47 308 953 .323 294 422 .697 74 182 910 19.4

### PLAYOFF RECORD

47-48 3 19 55 .345 23 38 .605 6 17 61 20.3

## KENNY SAILORS [#13] 5'10" 176 LBS 01/14/22 WYOMING '46

50-51

Also played for Baltimore in 1950-51. Games played with Boston were not recorded.

YEAR G MIN FGM FGA PCT FTM FTA PCT OFF DEF TOT AST PF-DQ ST BL PTS AVG

**FRANKIE SANDERS [#45] 6'6" 200 LBS 01/23/57 SOUTHERN CAL '78**

>> Transactions: Signed as a free agent on January 19, 1979 (also played 22 games for San Antonio in 1978-79)...Completed contract and signed by the Indiana Pacers as a veteran free agent on July 11, 1979 (Celtics received a future draft choice as compensation).

78-79 24 216 55 119 .462 22 27 .815 22 29 51 17 25-0 7 3 132 5.5

**TOM SANDERS [#16] 6'6" 210 LBS 11/08/38 NEW YORK UNIVERSITY '60**

>> Transactions: First round draft choice (8<sup>th</sup> pick overall) in 1960 NBA Draft...Retired in 1973.

60-61	68	1084	148	352	.420	67	100	.670			385	44	131-1			363	5.3
61-62	80	2325	350	804	.435	197	263	.749			762	74	279-9			897	11.2
62-63	80	2148	339	744	.456	186	252	.738			576	95	262-5			864	10.8
63-64	80	2370	349	836	.417	213	280	.761			667	102	277-6			911	11.4
64-65	80	2459	374	871	.429	193	259	.745			661	92	318-15			941	11.8
65-66	72	1896	349	816	.428	211	276	.764			508	90	317-19			909	12.6
66-67	81	1926	323	755	.428	178	218	.817			439	91	304-6			824	10.2
67-68	78	1981	296	691	.428	200	255	.784			454	100	300-12			792	10.2
68-69	82	2184	364	847	.430	187	255	.733			574	110	293-3			915	11.2
69-70	57	1616	246	555	.443	161	183	.880			314	92	199-5			653	11.5
70-71	17	121	16	44	.364	7	8	.875			17	11	25-0			39	2.3
71-72	82	1631	215	524	.410	111	136	.816			353	98	257-7			541	6.6
72-73	59	423	47	149	.315	23	35	.657			88	27	82-0			117	2.0
<b>TOTALS</b>	<b>916</b>	<b>22164</b>	<b>3416</b>	<b>7988</b>	<b>.428</b>	<b>1934</b>	<b>2520</b>	<b>.767</b>			<b>5798</b>	<b>1026</b>	<b>3044-94</b>			<b>8766</b>	<b>9.6</b>

**PLAYOFF RECORD**

60-61	10	216	37	75	.493	15	24	.625			84	7	42-2			89	8.9
61-62	14	439	56	130	.431	29	36	.806			115	14	65-4			141	10.1
62-63	13	387	52	119	.437	24	31	.774			96	19	61-4			128	9.8
63-64	10	292	34	94	.362	23	34	.676			71	6	45-5			91	9.1
64-65	12	365	64	152	.421	31	43	.721			102	19	58-4			159	13.3
65-66	17	500	97	201	.483	36	48	.750			110	27	70-2			230	13.5
66-67	9	144	21	61	.344	2	5	.400			43	5	31-1			44	4.9
67-68	14	289	50	99	.505	16	21	.762			63	12	53-4			116	8.3
68-69	15	197	32	73	.438	23	31	.742			48	7	40-0			87	5.8
71-72	11	186	17	53	.321	13	21	.619			26	10	36-0			47	4.3
72-73	5	24	5	9	.556	0	2	.000			5	1	7-0			10	2.0
<b>TOTALS</b>	<b>130</b>	<b>3039</b>	<b>465</b>	<b>1066</b>	<b>.436</b>	<b>212</b>	<b>296</b>	<b>.716</b>			<b>763</b>	<b>127</b>	<b>508-26</b>			<b>1142</b>	<b>8.8</b>

**WOODROW SAULDSBERRY [#18]6'7" 230 LBS 07/11/34 TEXAS SOUTHERN '57**

>> Transactions: Signed as a free agent on December 13, 1965...Completed contract after the 1965-66 season.

65-66 39 530 80 249 .321 11 22 .500 142 15 94-0 171 4.4

**FRED SAUNDERS [#20] 6'7" 210 LBS 06/13/51 SYRACUSE '74**

>> Transactions: Signed as a free agent on May 27, 1976...Traded to the New Orleans Jazz for a future draft choice on February 1, 1978.

76-77	68	1051	184	395	.466	35	53	.660	73	150	223	85	191-3	26	7	403	5.9
77-78	26	243	30	91	.330	14	17	.824	11	26	37	11	34-0	7	4	74	2.8
<b>TOTALS</b>	<b>94</b>	<b>1294</b>	<b>214</b>	<b>486</b>	<b>.440</b>	<b>49</b>	<b>70</b>	<b>.700</b>	<b>84</b>	<b>176</b>	<b>260</b>	<b>96</b>	<b>225-3</b>	<b>33</b>	<b>11</b>	<b>477</b>	<b>5.1</b>

**PLAYOFF RECORD**

76-77	9	66	12	33	.364	5	6	.833	1	8	9	5	21-0	1	0	29	3.2
-------	---	----	----	----	------	---	---	------	---	---	---	---	------	---	---	----	-----

**BRIAN SCALABRINE [#44] 6'9" 235 LBS 03/18/78 SOUTHERN CALIFORNIA '01**

>> Transactions: Signed as a free agent on August 2, 2005.

05-06	71	938	74	193	.383	26	36	.722	27	87	114	51	127-0	21	19	205	2.9
06-07	54	1027	77	191	.403	18	23	.783	24	81	105	59	130-3	23	18	216	4.0
07-08	48	512	29	94	.309	15	20	.750	22	57	79	40	63-0	9	8	88	1.8
08-09	39	504	48	114	.421	16	18	.889	7	43	50	18	73-3	7	10	136	3.5
09-10	52	472	29	85	.341	4	6	.667	9	39	48	27	59-1	9	4	78	1.5
<b>TOTALS</b>	<b>264</b>	<b>3452</b>	<b>257</b>	<b>352</b>	<b>.380</b>	<b>79</b>	<b>103</b>	<b>.767</b>	<b>89</b>	<b>308</b>	<b>397</b>	<b>195</b>	<b>452-7</b>	<b>69</b>	<b>59</b>	<b>723</b>	<b>2.7</b>

Three-Point Field Goals: 2005-06, 31-for-87 (.356); 2006-07, 44-for-110 (.400); 2007-08, 15-for-46 (.326); 2008-09, 24-for-61 (.393); 2009-10, 16-for-49 (.327). Totals: 130-for-352 (.369).

YEAR	G	MIN	FGM	FGA	PCT	FTM	FTA	PCT	OFF	DEF	TOT	AST	PF-DQ	ST	BL	PTS	AVG
------	---	-----	-----	-----	-----	-----	-----	-----	-----	-----	-----	-----	-------	----	----	-----	-----

**BRIAN SCALABRINE PLAYOFF RECORD**

07-08 Did not play - inactive for all games.

08-09	12	246	22	52	.423	4	4	1.000	7	19	26	12	43-1	2	5	61	5.1
09-10	1	1	0	0	.000	0	0	.000	0	0	0	0	0	0	0	0	0.0
<b>TOTALS</b>	<b>13</b>	<b>247</b>	<b>22</b>	<b>52</b>	<b>.423</b>	<b>4</b>	<b>4</b>	<b>1.000</b>	<b>7</b>	<b>19</b>	<b>26</b>	<b>12</b>	<b>43-1</b>	<b>2</b>	<b>5</b>	<b>61</b>	<b>4.7</b>

Three-Point Field Goals: 2007-08, 0-for-0 (.000); 2008-09, 13-for-29 (.448); 2009-10, 0-for-0 (.000). Totals: 13-for-29 (.448).

**DWAYNE SCHINTZIUS [#55] 7'2" 285 LBS 10/14/68****FLORIDA '90**

&gt;&gt; Transactions: Signed as a free agent on January 21, 1999...Traded with Popeye Jones and Ron Mercer to the Denver Nuggets for Danny Fortson, Eric Williams, Eric Washington and a first-round draft choice on August 3, 1999.

98-99	16	67	4	16	.250	3	4	.750	7	12	19	8	17-0	0	3	11	0.7
-------	----	----	---	----	------	---	---	------	---	----	----	---	------	---	---	----	-----

Three-Point Field Goals: 1998-99, None Attempted.

**FRED SCOLARI [#24] 5'10" 180 LBS 03/01/22 D: 10/23/02 SAN FRANCISCO '43**

54-55	59	619	76	249	.305	39	49	.796			77	93	76-0			191	3.2
-------	----	-----	----	-----	------	----	----	------	--	--	----	----	------	--	--	-----	-----

**PLAYOFF RECORD**

54-55	5	29	4	15	.267	4	5	.800			5	3	7-0			12	2.4
-------	---	----	---	----	------	---	---	------	--	--	---	---	-----	--	--	----	-----

**CHARLIE SCOTT [#11] 6'6" 175 LBS 12/15/48****NORTH CAROLINA '70**>> Transactions: Seventh round draft choice (106<sup>th</sup> pick overall) in 1970 NBA Draft...Playing rights transferred to the Phoenix Suns for future considerations on March 14, 1972...Acquired from Phoenix for Paul Westphal and future draft choices on May 23, 1975...Traded to the Los Angeles Lakers for Kermit Washington, Don Chaney and future considerations on February 27, 1977 (also played 48 games for Los Angeles in 1977-78).

75-76	82	2913	588	1309	.449	267	335	.797	106	252	358	341	356-17	103	24	1443	17.6
76-77	43	1581	326	734	.444	129	173	.746	52	139	191	196	155-3	60	12	781	18.2
77-78	31	1080	210	485	.433	84	118	.712	24	77	101	143	97-2	51	6	504	16.3
<b>TOTALS</b>	<b>156</b>	<b>5574</b>	<b>1124</b>	<b>2528</b>	<b>.445</b>	<b>480</b>	<b>626</b>	<b>.767</b>	<b>182</b>	<b>468</b>	<b>650</b>	<b>680</b>	<b>608-22</b>	<b>214</b>	<b>42</b>	<b>2728</b>	<b>17.5</b>

**PLAYOFF RECORD**

75-76	18	632	111	284	.391	55	72	.764	23	53	76	71	97-11	21	8	277	15.4
76-77	9	338	52	128	.406	44	52	.846	15	23	38	38	41-3	13	2	148	16.4
<b>TOTALS</b>	<b>27</b>	<b>970</b>	<b>163</b>	<b>412</b>	<b>.396</b>	<b>99</b>	<b>124</b>	<b>.798</b>	<b>38</b>	<b>76</b>	<b>114</b>	<b>109</b>	<b>138-14</b>	<b>34</b>	<b>10</b>	<b>425</b>	<b>15.7</b>

**ED SEARCY [#32] 6'6" 210 LBS 04/17/52****ST. JOHN'S '74**

75-76	4	12	2	6	.333	2	2	1.000	0	0	0	1	4-0	0	0	6	1.5
-------	---	----	---	---	------	---	---	-------	---	---	---	---	-----	---	---	---	-----

**JIM SEMINOFF [#15] 6'2" 210 LBS 09/01/22 D: 06/12/01 SOUTHERN CALIFORNIA**

48-49	58		153	487	.314	151	219	.689				229	195			457	7.9
49-50	65		85	283	.300	142	188	.755				249	154			312	4.8
<b>TOTALS</b>	<b>123</b>		<b>238</b>	<b>770</b>	<b>.309</b>	<b>293</b>	<b>407</b>	<b>.720</b>				<b>478</b>	<b>349</b>			<b>769</b>	<b>6.3</b>

**EARL SHANNON 5'11" 170 LBS 11/23/21 D: 07/08/02 RHODE ISLAND**

48-49	5		2	11	.182	1	4	.250				4	2			5	1.0
-------	---	--	---	----	------	---	---	------	--	--	--	---	---	--	--	---	-----

Also played 27 games for Providence in 1948-49.

**HOWARD SHANNON [#8] 6'3" 185 LBS 06/10/23 D: 1995 KANSAS STATE '48**

49-50	67		222	646	.344	143	182	.786				174	148			587	8.8
-------	----	--	-----	-----	------	-----	-----	------	--	--	--	-----	-----	--	--	-----	-----

**BILL SHARMAN [#21] 6'1" 190 LBS 05/25/26 SOUTHERN CALIFORNIA '50**

&gt;&gt; Transactions: Acquired from the Fort Wayne Pistons as the player to be named later in an earlier deal that saw the Celtics trade the NBA rights to Charlie Share in exchange for Bob Harris and cash...Retired in 1961.

51-52	63	1389	244	628	.389	183	213	.859			221	151	181-3			671	10.7
52-53	71	2333	403	925	.436	341	401	.850			288	191	240-7			1147	16.2
53-54	72	2467	412	915	.450	331	392	.844			255	229	211-4			1155	16.0
54-55	68	2453	453	1062	.427	347	387	.897			302	280	212-2			1255	18.4
55-56	72	2698	538	1229	.438	358	413	.867			259	339	197-1			1434	19.9
56-57	67	2403	516	1241	.416	381	421	.905			286	236	188-1			1413	21.1
57-58	63	2214	550	1297	.424	302	338	.893			295	167	156-3			1402	22.3
58-59	72	2382	562	1377	.408	342	367	.932			292	179	173-1			1466	20.4
59-60	71	1916	559	1225	.456	252	291	.866			262	144	154-2			1370	19.3
60-61	61	1538	383	908	.422	210	228	.921			223	146	127-0			976	16.0
<b>TOTALS</b>	<b>680</b>	<b>21793</b>	<b>4620</b>	<b>10807</b>	<b>.428</b>	<b>3047</b>	<b>3451</b>	<b>.883</b>			<b>2683</b>	<b>2062</b>	<b>1839-24</b>			<b>12287</b>	<b>18.1</b>

YEAR	G	MIN	FGM	FGA	PCT	FTM	FTA	PCT	OFF	DEF	TOT	AST	PF-DQ	ST	BL	PTS	AVG
<b>BILL SHARMAN PLAYOFF RECORD</b>																	
51-52	1	27	7	12	.583	1	1	1.000			3	7	4-0			15	15.0
52-53	6	201	20	60	.333	30	32	.938			15	15	26-1			70	11.7
53-54	6	206	35	81	.432	43	50	.860			25	10	29-2			113	18.8
54-55	7	290	55	110	.500	35	38	.921			38	38	24-1			145	20.7
55-56	3	119	18	46	.391	16	17	.941			7	12	7-0			52	17.3
56-57	10	377	75	197	.381	61	64	.953			35	29	23-1			211	21.1
57-58	11	406	90	221	.407	52	56	.929			54	25	28-0			232	21.1
58-59	11	322	82	193	.425	57	59	.966			36	28	35-0			221	20.1
59-60	13	364	88	200	.421	43	53	.811			45	20	22-1			219	16.8
60-61	10	261	68	133	.511	32	36	.889			27	17	22-0			168	16.8
<b>TOTALS</b>	<b>78</b>	<b>2573</b>	<b>538</b>	<b>1262</b>	<b>.426</b>	<b>370</b>	<b>406</b>	<b>.911</b>			<b>285</b>	<b>201</b>	<b>220-6</b>			<b>1446</b>	<b>18.5</b>

<b>BRIAN SHAW [#20]</b>		<b>6'6"</b>		<b>190 LBS</b>		<b>03/22/66</b>		<b>CAL-SANTA BARBARA '88</b>									
>> Transactions: First round draft choice (24 <sup>th</sup> pick overall) in 1988 NBA Draft...Traded to the Miami Heat for Sherman Douglas on January 10, 1992 (also played 46 games for Miami in 1991-92).																	
88-89	82	2301	297	686	.433	109	132	.826	119	257	376	472	211-1	78	27	703	8.6
90-91	79	2772	442	942	.469	204	249	.819	104	266	370	602	206-1	105	34	1091	13.8
91-92	17	436	70	164	.427	35	40	.875	11	58	69	89	29-0	12	10	175	10.3
<b>TOTALS</b>	<b>178</b>	<b>5509</b>	<b>809</b>	<b>1792</b>	<b>.451</b>	<b>348</b>	<b>421</b>	<b>.827</b>	<b>234</b>	<b>581</b>	<b>815</b>	<b>1163</b>	<b>446-2</b>	<b>195</b>	<b>71</b>	<b>1969</b>	<b>11.1</b>
Three-Point Field Goals: 1988-89, 0-for-13 (.000); 1990-91, 3-for-27 (.111); 1991-92, 0-for-7 (.000); Totals: 3-for-47 (.111).																	

<b>PLAYOFF RECORD</b>																	
88-89	3	124	22	43	.512	7	9	.778	2	15	17	19	11-0	3	0	51	17.0
90-91	11	316	47	100	.470	26	30	.867	8	30	38	51	34-0	10	1	121	11.0
<b>TOTALS</b>	<b>14</b>	<b>440</b>	<b>69</b>	<b>143</b>	<b>.483</b>	<b>33</b>	<b>39</b>	<b>.846</b>	<b>10</b>	<b>45</b>	<b>55</b>	<b>70</b>	<b>45-0</b>	<b>13</b>	<b>1</b>	<b>172</b>	<b>12.3</b>
Three-Point Field Goals: 1988-89, 0-for-1 (.000); 1990-91, 1-for-3 (.333); Totals: 1-for-4 (.250).																	

<b>JERRY SICHTING [#12]</b>		<b>6'1"</b>		<b>180 LBS</b>		<b>11/29/56</b>		<b>PURDUE '79</b>									
>> Transactions: Acquired from the Indiana Pacers for a 1990 second-round draft choice on October 3, 1985...Traded to the Portland TrailBlazers with future considerations for Jim Paxson on February 23, 1988 (also played 28 games for Portland in 1987-88).																	
85-86	82	1596	235	412	.570	61	66	.924	27	77	104	188	118-0	50	0	537	6.5
86-87	78	1566	202	398	.508	37	42	.881	22	69	91	187	124-0	40	1	448	5.7
87-88	24	370	44	82	.537	8	12	.667	5	16	21	60	30-0	14	0	98	4.1
<b>TOTALS</b>	<b>184</b>	<b>3532</b>	<b>481</b>	<b>892</b>	<b>.539</b>	<b>106</b>	<b>120</b>	<b>.883</b>	<b>54</b>	<b>162</b>	<b>216</b>	<b>435</b>	<b>272-0</b>	<b>104</b>	<b>1</b>	<b>1083</b>	<b>5.9</b>
Three-Point Field Goals: 1985-86, 6-for-16 (.375); 1986-87, 7-for-26 (.269); 1987-88, 2-for-8 (.250); Totals: 15-for-50 (.300).																	

<b>PLAYOFF RECORD</b>																	
85-86	18	274	27	61	.443	3	7	.429	5	11	16	40	18-0	5	0	57	3.2
86-87	23	338	35	82	.427	8	10	.800	5	15	20	33	36-0	9	0	79	3.4
<b>TOTALS</b>	<b>41</b>	<b>612</b>	<b>62</b>	<b>143</b>	<b>.434</b>	<b>11</b>	<b>17</b>	<b>.647</b>	<b>10</b>	<b>26</b>	<b>36</b>	<b>73</b>	<b>54-0</b>	<b>14</b>	<b>0</b>	<b>136</b>	<b>3.3</b>
Three-Point Field Goals: 1985-86, 0-for-1 (.000); 1986-87, 1-for-6 (.167); Totals: 1-for-7 (.143).																	

<b>LARRY SIEGFRIED [#20]</b>		<b>6'3"</b>		<b>192 LBS</b>		<b>05/22/39 D: 10/14/10</b>		<b>OHIO STATE '61</b>									
>> Transactions: Signed as a free agent on October 14, 1963...Selected by the Portland Trail Blazers in the NBA expansion draft on May 11, 1970.																	
63-64	31	261	35	110	.318	31	39	.795			51	40	33-0			101	3.3
64-65	72	996	173	417	.415	109	140	.779			134	119	108-1			455	6.3
65-66	71	1675	349	825	.423	274	311	.881			196	165	157-1			972	13.7
66-67	73	1891	368	833	.442	294	347	.847			228	250	207-1			1030	14.1
67-68	62	1937	261	629	.415	236	272	.868			215	289	194-2			758	12.2
68-69	79	2560	392	1031	.380	336	389	.864			282	370	222-0			1120	14.2
69-70	78	2081	382	902	.424	220	257	.856			212	299	187-2			984	12.6
<b>TOTALS</b>	<b>466</b>	<b>11401</b>	<b>1960</b>	<b>4747</b>	<b>.413</b>	<b>1500</b>	<b>1755</b>	<b>.855</b>			<b>1318</b>	<b>1532</b>	<b>1108-7</b>			<b>5420</b>	<b>11.6</b>

<b>PLAYOFF RECORD</b>																	
63-64	4	24	2	6	.333	3	6	.500			4	1	4-0			7	1.8
64-65	12	163	30	79	.380	24	28	.857			25	21	25-0			84	7.0
65-66	17	452	81	193	.420	62	75	.827			42	41	52-0			224	13.2
66-67	9	260	38	102	.373	35	43	.814			40	44	33-1			111	12.3
67-68	19	535	78	201	.288	77	85	.906			50	56	75-3			233	12.2
68-69	18	392	72	172	.419	55	70	.786			38	46	60-1			199	11.1
<b>TOTALS</b>	<b>79</b>	<b>1826</b>	<b>301</b>	<b>753</b>	<b>.400</b>	<b>256</b>	<b>307</b>	<b>.834</b>			<b>199</b>	<b>209</b>	<b>249-5</b>			<b>858</b>	<b>10.9</b>

YEAR	G	MIN	FGM	FGA	PCT	FTM	FTA	PCT	OFF	DEF	TOT	AST	PF-DQ	ST	BL	PTS	AVG
------	---	-----	-----	-----	-----	-----	-----	-----	-----	-----	-----	-----	-------	----	----	-----	-----

**PAUL SILAS [#35]****6'7" 220 LBS 07/12/43****CREIGHTON '64**

>> Transactions: Acquired from the Phoenix Suns (on September 19, 1972), to complete a deal in which Phoenix acquired the draft rights to Charlie Scott (on March 14, 1972)...Traded to the Denver Nuggets in a three-way deal in which Curtis Rowe was traded by the Detroit Pistons to Boston, and Ralph Simpson was traded by Denver to Detroit on October 20, 1976.

72-73	80	2618	400	851	.470	266	380	.700			1039	251	197-1			1066	13.3
73-74	82	2599	340	772	.440	264	357	.783	334	581	915	186	246-3	63	20	944	11.5
74-75	82	2661	312	749	.417	244	344	.709	348	677	1025	224	229-3	60	22	868	10.6
75-76	81	2662	315	740	.426	236	333	.709	365	660	1025	203	227-3	56	33	866	10.7
<b>TOTALS</b>	<b>325</b>	<b>10540</b>	<b>1367</b>	<b>3112</b>	<b>.439</b>	<b>1010</b>	<b>1394</b>	<b>.725</b>	<b>1047</b>	<b>1918</b>	<b>4004</b>	<b>864</b>	<b>899-10</b>	<b>179</b>	<b>75</b>	<b>3744</b>	<b>11.5</b>

**PLAYOFF RECORD**

72-73	13	512	47	120	.392	31	50	.620			196	39	39-0			125	9.6
73-74	18	574	50	126	.397	44	55	.830	53	138	191	47	51-2	13	9	144	8.0
74-75	11	405	42	92	.457	16	25	.640	46	84	130	40	45-1	12	2	100	9.1
75-76	18	741	69	154	.448	56	69	.812	78	168	246	42	67-1	24	6	194	10.8
<b>TOTALS</b>	<b>60</b>	<b>2232</b>	<b>208</b>	<b>492</b>	<b>.423</b>	<b>147</b>	<b>197</b>	<b>.746</b>	<b>177</b>	<b>390</b>	<b>763</b>	<b>168</b>	<b>202-4</b>	<b>49</b>	<b>17</b>	<b>563</b>	<b>9.4</b>

**CONNIE SIMMONS [#10]****6'8" 225 LBS 03/15/25 D: 04/15/89****NO COLLEGE**

46-47	60	246	768	.320	128	189	.667				62	130				620	10.3
47-48	32	108	366	.295	32	54	.593				17	82				248	7.8
<b>TOTALS</b>	<b>92</b>	<b>354</b>	<b>1134</b>	<b>.312</b>	<b>160</b>	<b>243</b>	<b>.658</b>				<b>79</b>	<b>212</b>				<b>868</b>	<b>9.4</b>

Also played 13 games for Baltimore in 1947-48.

**JOHN SIMMONS [#6]****6'1" 184 LBS 07/07/24****NEW YORK UNIVERSITY**

46-47	60	120	429	.280	78	127	.614				29	78				318	5.3
-------	----	-----	-----	------	----	-----	------	--	--	--	----	----	--	--	--	-----	-----

**CHARLES SMITH [#13]****6'1" 160 LBS 11/29/67****GEORGETOWN '89**

>> Transactions: Signed as a free agent on September 27, 1989...Waived on December 5, 1990...Re-signed on March 4, 1991 to the first of two consecutive ten-day contracts that expired on March 24, 1991.

89-90	60	519	59	133	.444	53	76	.697	14	55	69	103	75-0	35	3	171	2.9
90-91	5	30	3	7	.429	3	5	.600	0	2	2	6	7-0	1	0	9	1.8
<b>TOTALS</b>	<b>65</b>	<b>549</b>	<b>62</b>	<b>140</b>	<b>.443</b>	<b>56</b>	<b>81</b>	<b>.691</b>	<b>14</b>	<b>57</b>	<b>71</b>	<b>109</b>	<b>82-0</b>	<b>36</b>	<b>3</b>	<b>180</b>	<b>2.8</b>

Three-Point Field Goals: 1989-90, 0-for-7 (.000); 1990-91, None Attempted. Totals: 0-for-7 (.000).

**PLAYOFF RECORD**

89-90	3	9	1	2	.500	0	0	.000	1	0	1	3	0-0	1	0	2	0.7
-------	---	---	---	---	------	---	---	------	---	---	---	---	-----	---	---	---	-----

Three-Point Field Goals: None Attempted.

**DEREK SMITH [#43]****6'6" 218 LBS 11/01/61 D: 08/09/96****LOUISVILLE '82**

>> Transactions: Signed as a free agent on December 22, 1990.

90-91	2	16	1	4	.250	3	4	.750	0	0	0	5	3-0	1	1	5	2.5
-------	---	----	---	---	------	---	---	------	---	---	---	---	-----	---	---	---	-----

Three-Point Field Goals: 1990-91, 0-for-1 (.000).

**PLAYOFF RECORD**

90-91	10	86	9	21	.429	11	14	.786	2	7	9	5	20-0	3	1	29	2.9
-------	----	----	---	----	------	----	----	------	---	---	---	---	------	---	---	----	-----

Three-Point Field Goals: 1990-91, 0-for-1 (.000).

**DOUG SMITH [#34]****6'10" 220 LBS 09/17/69****MISSOURI '91**

>> Transactions: Signed as a free agent on October 4, 1995...Waived on July 30, 1996.

95-96	17	92	14	39	.359	5	8	.625	12	10	22	4	21-0	3	0	33	1.9
-------	----	----	----	----	------	---	---	------	----	----	----	---	------	---	---	----	-----

Three-Point Field Goals: 1995-96, None Attempted.

**GARFIELD SMITH [#33]****6'9" 235 LBS 11/18/45****KENTUCKY '68**

>> Transactions: Third round draft choice (32<sup>nd</sup> pick overall) in 1968 NBA Draft.

70-71	37	281	42	116	.362	22	56	.393			95	9	53-0			106	2.9
71-72	26	134	28	66	.424	6	31	.194			37	8	22-0			62	2.4
<b>TOTALS</b>	<b>63</b>	<b>415</b>	<b>70</b>	<b>182</b>	<b>.390</b>	<b>28</b>	<b>87</b>	<b>.322</b>			<b>132</b>	<b>17</b>	<b>75-0</b>			<b>168</b>	<b>2.7</b>

**PLAYOFF RECORD**

71-72	4	6	1	5	.200	0	3	.000			1	0	1-0			2	0.5
-------	---	---	---	---	------	---	---	------	--	--	---	---	-----	--	--	---	-----

**YEAR G MIN FGM FGA PCT FTM FTA PCT OFF DEF TOT AST PF-DQ ST BL PTS AVG**

**MICHAEL SMITH [#11] 6'10" 225 LBS 05/19/65 BRIGHAM YOUNG '89**

>> Transactions: First round draft choice (13<sup>th</sup> pick overall) in 1989 NBA Draft.

89-90	65	620	136	286	.476	53	64	.828	40	60	100	79	51-0	9	1	327	5.0
90-91	47	389	95	200	.475	22	27	.815	21	35	56	43	27-0	6	2	218	4.6
<b>TOTALS</b>	<b>112</b>	<b>1009</b>	<b>231</b>	<b>486</b>	<b>.475</b>	<b>75</b>	<b>91</b>	<b>.824</b>	<b>61</b>	<b>95</b>	<b>156</b>	<b>122</b>	<b>78-0</b>	<b>15</b>	<b>3</b>	<b>545</b>	<b>4.9</b>

Three-Point Field Goals: 1989-90, 2-for-28 (.071); 1990-91, 6-for-24 (.250). Totals: 8-for-52 (.154).

**PLAYOFF RECORD**

89-90	4	16	5	8	.625	7	7	1.000	0	0	0	0	1-0	1	0	17	4.3
90-91	2	6	1	2	.500	0	0	.000	0	0	0	1	2-0	0	0	2	1.0
<b>TOTALS</b>	<b>6</b>	<b>22</b>	<b>6</b>	<b>10</b>	<b>.600</b>	<b>7</b>	<b>7</b>	<b>1.000</b>	<b>0</b>	<b>0</b>	<b>0</b>	<b>1</b>	<b>3-0</b>	<b>1</b>	<b>0</b>	<b>19</b>	<b>3.2</b>

Three-Point Field Goals: 1989-90, 0-for-2 (.000); 1990-91, 0-for-1 (.000); Totals: 0-for-3 (.000).

**ART SPECTOR [#12] 6'4" 200 LBS 10/17/20 D: 06/18/87 VILLANOVA**

46-47	55		123	460	.267	83	150	.553				46	130			329	6.0
47-48	48		67	243	.276	60	92	.652				17	106			194	4.0
48-49	59		130	434	.300	64	116	.552				77	111			324	5.5
49-50	7		2	12	.167	1	4	.250				3	4			5	0.7
<b>TOTALS</b>	<b>169</b>		<b>322</b>	<b>1149</b>	<b>.280</b>	<b>208</b>	<b>362</b>	<b>.575</b>				<b>143</b>	<b>351</b>			<b>852</b>	<b>5.0</b>

**PLAYOFF RECORD**

47-48	3		2	9	.222	2	4	.500				0	9			6	2.0
-------	---	--	---	---	------	---	---	------	--	--	--	---	---	--	--	---	-----

**KEVIN STACOM [#27] 6'4" 185 LBS 09/04/51 PROVIDENCE '74**

>> Transactions: Second round draft choice (35<sup>th</sup> pick overall) in 1974 NBA Draft...Waived on November 23, 1977...Re-signed on December 8, 1977...Completed contract and signed by the Indiana Pacers as a veteran free agent on July 28, 1978 (Boston received a draft choice as compensation)...Sold by Indiana to Boston on February 9, 1979 (also played 44 games for Indiana in 1978-79).

74-75	61	447	72	159	.453	29	33	.879	30	25	55	49	65-0	11	3	173	2.8
75-76	77	1114	170	387	.439	68	91	.747	62	99	161	128	117-0	23	5	408	5.3
76-77	79	1051	179	438	.409	46	58	.793	40	57	97	117	65-0	19	3	404	5.1
77-78	55	1006	206	484	.426	54	71	.761	26	80	106	111	60-0	28	3	466	8.5
78-79	24	260	52	133	.391	13	19	.684	10	14	24	35	18-0	15	0	117	4.9
<b>TOTALS</b>	<b>296</b>	<b>3878</b>	<b>679</b>	<b>1601</b>	<b>.424</b>	<b>210</b>	<b>272</b>	<b>.772</b>	<b>168</b>	<b>275</b>	<b>443</b>	<b>440</b>	<b>325-0</b>	<b>96</b>	<b>14</b>	<b>1568</b>	<b>5.3</b>

**PLAYOFF RECORD**

74-75	4	7	0	2	.000	0	0	0.000	0	0	0	1	0-0	0	0	0	0.0
75-76	17	195	13	45	.277	8	11	.727	9	8	17	16	21-0	5	0	34	2.0
76-77	5	25	3	6	.500	1	1	1.000	0	2	2	4	3-0	0	0	7	1.4
<b>TOTALS</b>	<b>26</b>	<b>227</b>	<b>16</b>	<b>53</b>	<b>.302</b>	<b>9</b>	<b>12</b>	<b>.750</b>	<b>9</b>	<b>10</b>	<b>19</b>	<b>21</b>	<b>24-0</b>	<b>5</b>	<b>0</b>	<b>41</b>	<b>1.6</b>

**ED STANCZAK [#19, #21] 6'1" 185 LBS 08/15/21 D: 05/30/04 NO COLLEGE**

50-51	17		11	48	.229	35	43	.814				34	6	6-0		57	3.4
-------	----	--	----	----	------	----	----	------	--	--	--	----	---	-----	--	----	-----

**MICHAEL STEWART [#5] 6'10" 230 LBS 04/24/75 CALIFORNIA '97**

>> Transactions: Acquired from the Cleveland Cavaliers with Ricky Davis, Chris Mihm and a second round draft choice for Tony Battie, Kedrick Brown and Eric Williams on December 15, 2003...Traded to the Atlanta Hawks with Tom Gugliotta, Gary Payton and first round draft choice for Antoine Walker on February 24, 2005.

03-04	17	71	2	5	.400	1	2	.500	3	8	11	0	13-0	1	2	5	0.3
-------	----	----	---	---	------	---	---	------	---	---	----	---	------	---	---	---	-----

Three-Point Field Goals: None Attempted.

**PLAYOFF RECORD**

03-04	1	2	0	0		0	0		0	0	0	0	2-0	0	0	0	0.0
-------	---	---	---	---	--	---	---	--	---	---	---	---	-----	---	---	---	-----

Three-Point Field Goals: None Attempted.

**BRYANT STITH [#20] 6'5" 210 LBS 12/10/70 VIRGINIA '92**

>> Transactions: Acquired from the Denver Nuggets with Chris Herren for Robert Pack and Gilbert Cheaney on October 16, 2000...Completed his contract and was not re-signed, becoming a free agent on July 1, 2001.

00-01	78	2504	245	611	.401	175	207	.845	65	219	284	168	182-0	93	14	756	9.7
-------	----	------	-----	-----	------	-----	-----	------	----	-----	-----	-----	-------	----	----	-----	-----

Three-Point Field Goals: 2000-01, 91-for-242 (.376).

YEAR	G	MIN	FGM	FGA	PCT	FTM	FTA	PCT	OFF	DEF	TOT	AST	PF-DQ	ST	BL	PTS	AVG
------	---	-----	-----	-----	-----	-----	-----	-----	-----	-----	-----	-----	-------	----	----	-----	-----

**ERICK STRICKLAND [#20] 6'3" 218 LBS 11/25/73 NEBRASKA '96**

&gt;&gt; Transactions: Signed as a free agent on November 1, 2001...Completed his contract and was not re-signed becoming a free agent on July 1, 2002.

01-02	79	1643	190	488	.389	131	155	.845	22	191	213	184	145-1	56	1	606	7.7
-------	----	------	-----	-----	------	-----	-----	------	----	-----	-----	-----	-------	----	---	-----	-----

 Three-Point Field Goals: 2001-02, 95-for-247 (.385).

**PLAYOFF RECORD**

01-02	12	118	11	39	.282	9	9	1.000	2	11	13	17	15-0	5	1	35	2.9
-------	----	-----	----	----	------	---	---	-------	---	----	----	----	------	---	---	----	-----

 Three-Point Field Goals: 2001-02, 4-for-20 (.200).

**DEREK STRONG [#31] 6'8" 250 LBS 02/09/68 XAVIER (OH) '90**

&gt;&gt; Transactions: Acquired from the Milwaukee Bucks with Blue Edwards for Ed Pinckney and the draft rights to Andrei Fetisov on June 29, 1994...Completed contract and was not re-signed after the 1994-95 season.

94-95	70	1344	149	329	.453	141	172	.820	136	239	375	44	143-0	24	13	441	6.3
-------	----	------	-----	-----	------	-----	-----	------	-----	-----	-----	----	-------	----	----	-----	-----

 Three-Point Field Goals: 1994-95, 2-for-7 (.286).

**DEREK STRONG PLAYOFF RECORD**

94-95	4	81	4	12	.333	3	6	.500	13	11	24	3	7-0	3	1	11	2.8
-------	---	----	---	----	------	---	---	------	----	----	----	---	-----	---	---	----	-----

 Three-Point Field Goals: 1994-95, None Attempted.

**GENE STUMP [#13] 6'2" 185 LBS 11/13/23 DEPAUL '47**

&gt;&gt; Transactions: Second round draft choice in 1947 NBA Draft.

47-48	43		59	247	.239	24	38	.632				18	66			142	3.3
48-49	56		193	580	.333	92	129	.713				56	102			478	8.5
<b>TOTALS</b>	<b>99</b>		<b>252</b>	<b>827</b>	<b>.305</b>	<b>116</b>	<b>167</b>	<b>.695</b>				<b>74</b>	<b>168</b>			<b>620</b>	<b>6.3</b>

**PLAYOFF RECORD**

47-48	3		1	3	.333	0	0	.000				0	2			2	0.7
-------	---	--	---	---	------	---	---	------	--	--	--	---	---	--	--	---	-----

**BRUNO SUNDOV [#41] 7'2" 246 LBS 02/10/80 CROATIA**

&gt;&gt; Transactions: Signed as a free agent on July 19, 2002...Traded to the Cleveland Cavaliers with J. R. Bremer and a conditional second-round draft choice on July 29, 2003 for Jumaine Jones.

02-03	26	138	14	56	.250	0	2	.000	8	20	28	7	24-0	6	3	32	1.2
-------	----	-----	----	----	------	---	---	------	---	----	----	---	------	---	---	----	-----

 Three-Point Field Goals: 2002-03, 4-for-16 (.250).

**BEN SWAIN [#16] 6'8" 222 LBS 11/13/33 D: 06/19/08 TEXAS SOUTHERN '58**

 >> Transactions: First round draft choice (8<sup>th</sup> pick overall) in 1958 NBA Draft.

58-59	58	708	99	244	.406	67	110	.609				262	29	127-3		265	4.6
-------	----	-----	----	-----	------	----	-----	------	--	--	--	-----	----	-------	--	-----	-----

**PLAYOFF RECORD**

58-59	5	27	2	6	.333	1	2	.500				14	1	4-0		5	1.0
-------	---	----	---	---	------	---	---	------	--	--	--	----	---	-----	--	---	-----

**DAN SWARTZ [#12] 6'4" 215 LBS 12/23/34 D: N/A KENTUCKY '56**

62-63	39	335	57	150	.380	61	72	.847				88	21	92-0		175	4.5
-------	----	-----	----	-----	------	----	----	------	--	--	--	----	----	------	--	-----	-----

**PLAYOFF RECORD**

62-63	1	4	0	0	.000	0	0	.000				0	0	0-0		0	0.0
-------	---	---	---	---	------	---	---	------	--	--	--	---	---	-----	--	---	-----

**LARRY SYKES [#54] 6'9" 255 LBS 04/11/73 XAVIER (OH) '95**

&gt;&gt; Transactions: Signed as a free agent on November 8, 1995...Waived on November 24, 1995.

95-96	1	2	0	0	.000	0	0	.000	1	1	2	0	0-0	0	0	0	0.0
-------	---	---	---	---	------	---	---	------	---	---	---	---	-----	---	---	---	-----

 Three-Point Field Goals: 1995-96, None Attempted.

**BRETT SZABO [#43] 6'11" 250 LBS 02/01/68 AUGUSTANA '91**

&gt;&gt; Transactions: Signed as a free agent on October 8, 1996...Waived on January 7, 1997...Signed to the first of two consecutive ten-day contracts on January 10, 1997...Signed for the remainder of the season on January 30, 1997...Rights renounced on July 7, 1997.

96-97	70	662	54	121	.446	45	61	.738	56	109	165	17	119-0	16	32	76	2.2
-------	----	-----	----	-----	------	----	----	------	----	-----	-----	----	-------	----	----	----	-----

 Three-Point Field Goals: 1996-97, 0-for-1 (.000).

YEAR G MIN FGM FGA PCT FTM FTA PCT OFF DEF TOT AST PF-DQ ST BL PTS AVG

**WALLY SZCZERBIAK [#55] 6'7" 244 LBS 03/05/77 MIAMI (OH) '99**

>> Transactions: Acquired from the Minnesota Timberwolves, along with Dwayne Jones, Michael Olowokandi and a future first round draft choice in exchange for Marcus Banks, Mark Blount, Ricky Davis, Justin Reed and two future conditional second round draft choices on January 27, 2006... Traded to the Seattle SuperSonics along with Delonte West and the draft rights to Jeff Green in exchange for Ray Allen and the draft rights to Glen Davis on June 28, 2007.

05-06	32	1,174	201	.422	.476	115	128	.898	41	82	123	101	60-0	19	4	561	17.5
06-07	32	900	161	.388	.415	113	126	.897	16	82	98	55	65-1	18	3	479	15.0
<b>TOTALS</b>	<b>64</b>	<b>2,074</b>	<b>362</b>	<b>.810</b>	<b>.447</b>	<b>228</b>	<b>254</b>	<b>.898</b>	<b>57</b>	<b>164</b>	<b>221</b>	<b>156</b>	<b>125-1</b>	<b>37</b>	<b>7</b>	<b>1040</b>	<b>16.3</b>

Three-Point Field Goals: 2005-06, 44-for-112 (.393); 2006-07, 44-for-106 (.415); Totals: 88-for-218 (.404).

**ZAN TABAK [#55] 7'0" 245 LBS 06/15/70 CROATIA**

>> Transactions: Acquired from the Toronto Raptors with Kenny Anderson and Popeye Jones to Boston for Chauncey Billups, Dee Brown, John Thomas and Roy Rogers on February 18, 1998...Completed contract and was not re-signed.

97-98	18	232	26	.55	.473	7	13	.538	25	33	58	12	46-1	5	11	59	3.3
-------	----	-----	----	-----	------	---	----	------	----	----	----	----	------	---	----	----	-----

Three-Point Field Goals: 1996-97, None Attempted.

**EARL TATUM [#43] 6'6" 185 LBS 07/26/53 MARQUETTE '76**

>> Transactions: Acquired from the Indiana Pacers for a future draft choice and cash on July 19, 1978...Traded to the Detroit Pistons for Chris Ford and a future draft choice on October 19, 1978 (also played 76 games for Detroit in 1978-79).

78-79	3	38	8	.20	.400	4	5	.800	1	3	4	1	7-0	0	1	20	6.7
-------	---	----	---	-----	------	---	---	------	---	---	---	---	-----	---	---	----	-----

**SEBASTIAN TELFAIR [#30] 6'0" 160 LBS 06/09/85 LINCOLN HS (NY) '04**

>> Transactions: Acquired from the Portland Trail Blazers along with Theo Ratliff and a 2008 second round draft choice in exchange for Raef LaFrentz, Dan Dickau and the draft rights to Randy Foye on June 28, 2006... Traded to Minnesota along with Ryan Gomes, Gerald Green, Al Jefferson, Theo Ratliff and two future draft choices in exchange for Kevin Garnett on July 31, 2007.

06-07	78	1578	176	.474	.371	90	110	.818	17	91	108	218	166-1	43	11	479	6.1
-------	----	------	-----	------	------	----	-----	------	----	----	-----	-----	-------	----	----	-----	-----

Three-Point Field Goals: 2006-07, 37-for-128 (.289).

**TOM THACKER [#12] 6'2" 170 LBS 11/02/39 CINCINNATI '63**

>> Transactions: Signed as a free agent in 1967...Selected by the Milwaukee Bucks in the NBA expansion draft on May 6, 1968.

67-68	65	782	114	.272	.419	43	84	.512			161	69	165-2			271	4.2
-------	----	-----	-----	------	------	----	----	------	--	--	-----	----	-------	--	--	-----	-----

**PLAYOFF RECORD**

67-68	17	81	7	.24	.292	2	7	.286			17	8	23-0			16	0.9
-------	----	----	---	-----	------	---	---	------	--	--	----	---	------	--	--	----	-----

**DAVID THIRDKILL [#45] 6'8" 215 LBS 04/12/60 BRADLEY '82**

>> Transactions: Signed as a free agent on September 12, 1985...Waived on October 22, 1985...Re-signed on December 5, 1985...Waived on December 23, 1986.

85-86	49	385	54	.140	.491	55	88	.625	27	43	70	15	55-0	11	3	163	3.3
-------	----	-----	----	------	------	----	----	------	----	----	----	----	------	----	---	-----	-----

86-87	13	78	10	.19	.526	5	12	.417	2	12	14	2	11-0	1	0	25	1.9
-------	----	----	----	-----	------	---	----	------	---	----	----	---	------	---	---	----	-----

<b>TOTALS</b>	<b>62</b>	<b>463</b>	<b>64</b>	<b>.129</b>	<b>.496</b>	<b>60</b>	<b>100</b>	<b>.600</b>	<b>29</b>	<b>55</b>	<b>84</b>	<b>17</b>	<b>66-0</b>	<b>12</b>	<b>3</b>	<b>188</b>	<b>3.0</b>
---------------	-----------	------------	-----------	-------------	-------------	-----------	------------	-------------	-----------	-----------	-----------	-----------	-------------	-----------	----------	------------	------------

Three-Point Field Goals: 1985-86, 0-for-1 (.000); 1986-87, 0-for-1 (.000). Totals 0-for-2 (.000).

**PLAYOFF RECORD**

85-86	13	47	6	.18	.333	5	11	.455	1	7	8	3	5-0	2	0	17	1.3
-------	----	----	---	-----	------	---	----	------	---	---	---	---	-----	---	---	----	-----

Three-Point Field Goals: 1985-86, 0-for-1 (.000).

**JAMEL THOMAS [#5] 6'6" 215 LBS 07/19/76 PROVIDENCE '99**

>> Transactions: Signed as a free agent on December 13, 1999...Waived on December 23, 1999.

99-00	3	19	5	.26	.500	1	1	1.000	0	2	2	2	0-0	0	0	11	3.7
-------	---	----	---	-----	------	---	---	-------	---	---	---	---	-----	---	---	----	-----

Three-Point Field Goals: 1999-00, 0-for-1 (.000).

**JOHN THOMAS [#55] 6'9" 265 LBS 09/08/75 MINNESOTA '97**

>> Transactions: Acquired from the New York Knicks with Scott Brooks, Walter McCarty and Dontae Jones for Chris Mills and two future second-round draft choices on October 22, 1997...Traded to the Toronto Raptors with Chauncey Billups, Dee Brown and Roy Rogers for Kenny Anderson, Zan Tabak and Popeye Jones on February 18, 1998.

97-98	33	368	41	.80	.513	26	33	.788	32	38	70	13	65-0	19	9	108	3.3
-------	----	-----	----	-----	------	----	----	------	----	----	----	----	------	----	---	-----	-----

Three-Point Field Goals: None Attempted.

YEAR	G	MIN	FGM	FGA	PCT	FTM	FTA	PCT	OFF	DEF	TOT	AST	PF-DQ	ST	BL	PTS	AVG
------	---	-----	-----	-----	-----	-----	-----	-----	-----	-----	-----	-----	-------	----	----	-----	-----

### JOHN THOMPSON [#5, #18] 6'10" 230 LBS 09/02/41 PROVIDENCE '64

>> Transactions: Third round draft choice (25<sup>th</sup> pick overall) in 1964 NBA Draft...Selected by the Chicago Bulls in the NBA expansion draft on April 30, 1966.

64-65	64	699	84	209	.402	62	105	.590			230	16	141-1			230	3.6
65-66	10	72	14	30	.467	4	6	.667			30	3	15-0			32	3.2
<b>TOTALS</b>	<b>74</b>	<b>771</b>	<b>98</b>	<b>239</b>	<b>.410</b>	<b>66</b>	<b>111</b>	<b>.595</b>			<b>260</b>	<b>19</b>	<b>156-1</b>			<b>262</b>	<b>3.5</b>

#### PLAYOFF RECORD

64-65	3	21	2	7	.286	7	7	1.000			12	1	2-0			11	3.7
65-66	3	11	1	7	.143	0	0	.000			4	0	2-0			2	0.7
<b>TOTALS</b>	<b>6</b>	<b>32</b>	<b>3</b>	<b>14</b>	<b>.214</b>	<b>7</b>	<b>7</b>	<b>1.000</b>			<b>16</b>	<b>1</b>	<b>4-0</b>			<b>13</b>	<b>2.2</b>

### DARREN TILLIS [#52] 6'11" 215 LBS 02/23/60 CLEVELAND STATE '82

>> Transactions: First round draft choice (23<sup>rd</sup> pick overall) in 1982 NBA Draft...Traded to the Cleveland Cavaliers with a 1983 first-round draft choice and cash for Scott Wedman on January 14, 1983 (also played 37 games for Cleveland in 1982-83).

82-83	15	44	7	23	.304	2	6	.333	4	5	9	2	8-0	0	2	16	1.1
-------	----	----	---	----	------	---	---	------	---	---	---	---	-----	---	---	----	-----

Three-Point Field Goal: 0-for-1 (.000).

### LOU TSIOROPOULOS [#20, #29] 6'5" 195 LBS 08/31/30 KENTUCKY '53

>> Transactions: Seventh round draft choice in 1953 NBA Draft.

56-57	52	670	79	256	.309	69	79	.775			207	33	135-6			227	4.4
57-58	70	1819	198	624	.317	142	207	.688			434	12	242-8			538	7.7
58-59	35	488	60	190	.316	25	33	.758			110	20	74-0			145	4.1
<b>TOTALS</b>	<b>157</b>	<b>2977</b>	<b>337</b>	<b>1070</b>	<b>.315</b>	<b>236</b>	<b>329</b>	<b>.717</b>			<b>751</b>	<b>165</b>	<b>451-14</b>			<b>910</b>	<b>5.8</b>

#### PLAYOFF RECORD

57-58	11	239	25	85	.294	19	29	.655			64	14	40-4			69	6.3
-------	----	-----	----	----	------	----	----	------	--	--	----	----	------	--	--	----	-----

### ANDRE TURNER [#7] 5'11" 160 LBS 12/13/64 MEMPHIS STATE '86

>> Transactions: Signed as a free agent on November 6, 1986...Waived on November 25, 1986.

86-87	3	18	2	5	.400	0	0	.000	1	1	2	1	1-0	0	0	4	1.3
-------	---	----	---	---	------	---	---	------	---	---	---	---	-----	---	---	---	-----

Three-Point Field Goals: 1986-87, 0-for-1 (.000).

### WAYNE TURNER [#5] 6'2" 190 LBS 03/22/76 KENTUCKY '99

>> Transactions: Signed as a free agent on August 3, 1999...Waived on November 8, 1999.

99-00	3	41	1	6	.167	2	6	.333	1	2	3	5	4-0	0	0	4	1.3
-------	---	----	---	---	------	---	---	------	---	---	---	---	-----	---	---	---	-----

### KELVIN UPSHAW [#7] 6'2" 180 LBS 01/24/63 UTAH '86

>> Transactions: Signed on March 9, 1989 to the first of consecutive 10-day contracts...Contract expired on March 28, 1989...Re-signed on March 28, 1989 (also played 9 games for Miami in 1988-89)...Waived on November 17, 1989...Re-signed as a free agent on November 24, 1989...Waived on December 26, 1989 (also played 3 games for Dallas and 23 games for Golden State in 1989-90).

88-89	23	473	73	149	.490	14	20	.700	6	30	36	97	62-1	19	3	162	7.0
89-90	14	131	12	39	.308	4	6	.667	3	10	13	28	19-0	2	1	30	2.1
<b>TOTALS</b>	<b>37</b>	<b>604</b>	<b>85</b>	<b>188</b>	<b>.452</b>	<b>18</b>	<b>26</b>	<b>.692</b>	<b>9</b>	<b>40</b>	<b>49</b>	<b>125</b>	<b>81-1</b>	<b>21</b>	<b>4</b>	<b>192</b>	<b>5.2</b>

Three-Point Field Goals: 1988-89, 2-for-10 (.200); 1989-90, 2-for-5 (.400). Totals, 4-for-15 (.267).

### VIRGIL VAUGHN [#17] 6'4" 205 LBS 05/15/18 KENTUCKY WESLEYAN

46-47	17		15	78	.192	15	28	.536				10	18			45	2.6
-------	----	--	----	----	------	----	----	------	--	--	--	----	----	--	--	----	-----

### SAM VINCENT [#11] 6'2" 185 LBS 05/18/63 MICHIGAN STATE '85

>> Transactions: First round draft choice (20<sup>th</sup> pick overall) in 1985 NBA Draft...Traded with Scott Wedman to Seattle for a 1989 second-round draft choice on October 16, 1987.

85-86	57	432	59	162	.364	65	70	.929	11	37	48	69	59-0	17	4	184	3.2
86-87	46	374	60	136	.441	51	55	.927	5	22	27	59	33-0	13	1	171	3.7
<b>TOTALS</b>	<b>103</b>	<b>806</b>	<b>119</b>	<b>298</b>	<b>.399</b>	<b>116</b>	<b>125</b>	<b>.928</b>	<b>16</b>	<b>59</b>	<b>75</b>	<b>128</b>	<b>92-0</b>	<b>30</b>	<b>5</b>	<b>355</b>	<b>3.4</b>

Three-Point Field Goals: 1985-86, 1-for-4 (.250). Totals: 1-for-4 (.250).

#### PLAYOFF RECORD

85-86	9	41	8	28	.286	6	6	1.000	1	6	7	5	9-0	2	0	22	2.4
86-87	17	141	23	56	.411	27	35	.771	3	9	12	19	13-0	3	2	74	4.4
<b>TOTALS</b>	<b>26</b>	<b>182</b>	<b>31</b>	<b>84</b>	<b>.369</b>	<b>33</b>	<b>41</b>	<b>.805</b>	<b>4</b>	<b>15</b>	<b>19</b>	<b>24</b>	<b>22-0</b>	<b>5</b>	<b>2</b>	<b>96</b>	<b>3.7</b>

Three-Point Field Goals: 1985-86, 0-for-1 (.000); 1986-87, 1-for-2 (.500). Totals: 1-for-3 (.333).

YEAR G MIN FGM FGA PCT FTM FTA PCT OFF DEF TOT AST PF-DQ ST BL PTS AVG

### STOJKO VRANKOVIC [#11, #52] 7'2" 260 LBS 01/22/64

CROATIA

>> Transactions: Signed as a free agent on October 2, 1990.

90-91	31	166	24	52	.462	10	18	.556	15	36	51	4	43-1	1	29	58	1.9
91-92	19	110	15	32	.469	7	12	.583	8	20	28	5	22-0	0	17	37	1.9
<b>TOTALS</b>	<b>50</b>	<b>276</b>	<b>39</b>	<b>84</b>	<b>.464</b>	<b>17</b>	<b>30</b>	<b>.567</b>	<b>23</b>	<b>56</b>	<b>79</b>	<b>9</b>	<b>65-1</b>	<b>1</b>	<b>46</b>	<b>95</b>	<b>1.9</b>

#### PLAYOFF RECORD

90-91	1	4	1	1	1.000	0	0	.000	0	2	2	0	2-0	0	0	2	2.0
91-92	1	3	1	1	1.000	0	0	.000	0	0	0	1	0-0	0	0	2	2.0
<b>TOTALS</b>	<b>2</b>	<b>7</b>	<b>2</b>	<b>2</b>	<b>1.000</b>	<b>0</b>	<b>0</b>	<b>.000</b>	<b>0</b>	<b>2</b>	<b>2</b>	<b>1</b>	<b>2-0</b>	<b>0</b>	<b>0</b>	<b>4</b>	<b>2.0</b>

### VON WAFFER [#12]

6'5" 210 LBS 07/21/85

FLORIDA STATE '05

>> Transactions: Signed as a free agent on July 30, 2010.

10-11	58	553	67	159	.421	32	38	.842	7	42	49	35	39-0	18	5	184	3.2
Three-Point Field Goals: 2010-11, 18-for-67 (.269).																	

#### PLAYOFF RECORD

10-11	3	5	0	2	.000	0	0	---	0	1	1	0	0-0	0	0	0	0.0
Three-Point Field Goals: 2010-11, 0-for-1 (.000).																	

### ANTOINE WALKER [#8, #88] 6'9" 245 LBS 08/12/76

KENTUCKY '98

>> Transactions: First round draft choice (6th pick overall) in 1996 NBA Draft...Traded with Tony Delk to Dallas for Raef LaFrentz, Chris Mills, Jiri Welsch and a 2004 first round draft choice on October 20, 2003...Acquired from Atlanta in exchange for Tom Gugliotta, Gary Payton, Michael Stewart and a future first round draft choice on February 24, 2005...Traded to Miami in the 5-team, 13-player trade that brought Curtis Borchardt, the draft rights to Albert Miralles, Qyntel Woods, two second round draft choices and cash considerations on September 5, 2005.

96-97	82	2970	576	1354	.425	231	366	.631	288	453	741	262	271-1	105	53	1435	17.5
97-98	82	3268	722	1705	.423	305	473	.645	270	566	856	273	262-2	142	60	1840	22.4
98-99	42	1549	303	735	.412	113	202	.559	106	253	359	130	142-2	63	28	784	18.7
99-00	82	3003	648	1506	.430	311	445	.699	199	453	652	305	263-4	117	32	1680	20.5
00-01	81	3396	711	1720	.413	249	348	.716	151	568	719	445	251-2	138	49	1892	23.4
01-02	81	3406	666	1689	.394	240	324	.741	150	564	714	407	237-2	122	38	1794	22.1
02-03	78	3235	603	1554	.388	176	286	.615	99	464	563	373	221-4	116	31	1570	20.1
04-05	24	827	161	364	.442	44	79	.557	56	142	198	71	70-0	25	26	391	16.3
<b>TOTALS</b>	<b>552</b>	<b>21654</b>	<b>4390</b>	<b>10627</b>	<b>.413</b>	<b>1669</b>	<b>2523</b>	<b>.662</b>	<b>1319</b>	<b>3463</b>	<b>4782</b>	<b>2266</b>	<b>1717-17</b>	<b>828</b>	<b>317</b>	<b>11386</b>	<b>20.6</b>
Three-Point Field Goals: 1996-97, 52-for-159 (.327); 1997-98, 91-for-292 (.312); 1998-99, 65-for-176 (.369); 1999-00, 73-for-285 (.256); 2000-01, 221-for-603 (.367); 2001-02, 222-for-645 (.344); 2002-03, 188-for-582 (.323); 2004-05, 25-for-73 (.342). Totals: 937-for-2815 (.332).																	

#### PLAYOFF RECORD

01-02	16	703	131	319	.411	50	64	.781	23	115	138	52	56-2	24	6	354	22.1
02-03	10	440	73	176	.415	11	22	.500	20	67	87	43	44-3	17	4	173	17.3
04-05	6	224	43	104	.413	7	11	.636	16	28	44	14	19-0	7	6	100	16.7
<b>TOTALS</b>	<b>32</b>	<b>1367</b>	<b>247</b>	<b>599</b>	<b>.412</b>	<b>68</b>	<b>97</b>	<b>.701</b>	<b>59</b>	<b>210</b>	<b>269</b>	<b>109</b>	<b>119-5</b>	<b>48</b>	<b>16</b>	<b>627</b>	<b>19.6</b>
Three-Point Field Goals: 2001-02, 42-for-109 (.385); 2002-03, 16-for-45 (.356); 2004-05, 7-for-19 (.368). Totals: 65-for-173 (.380).																	

### BILL WALKER [#12]

6'6" 230 LBS 10/09/87

KANSAS STATE '08

>> Transactions: Acquired from the Washington Wizards in exchange for cash consideration on June 28, 2008...Traded to New York along with J.R. Giddens and Eddie House in exchange for Nate Robinson and Marcus Landry on February 18, 2010.

08-09	29	216	36	58	.62	16	23	.696	8	21	29	13	51-0	6	2	88	3.0
09-10	8	29	3	6	.500	2	2	1.000	0	5	5	3	4-0	0	0	8	1.0
<b>TOTALS</b>	<b>37</b>	<b>245</b>	<b>39</b>	<b>64</b>	<b>.609</b>	<b>18</b>	<b>25</b>	<b>.720</b>	<b>8</b>	<b>26</b>	<b>34</b>	<b>16</b>	<b>55-0</b>	<b>6</b>	<b>2</b>	<b>96</b>	<b>2.6</b>
Three-Point Field Goals: 2008-09, 0-for-1 (.000); 2009-10, 0-for-0 (.000). Totals: 0-for-1 (.000).																	

#### PLAYOFF RECORD

08-09	4	10	0	2	.000	2	2	1.000	0	0	0	0	2-0	2	0	2	0.5
Three-Point Field Goals: 2008-09, 0-for-0 (.000).																	

### BRADY WALKER [#13]

6'6" 205 LBS 03/15/21

BRIGHAM YOUNG '48

49-50	68		218	583	.374	72	114	.632			109	100				508	7.5
50-51																	
<b>TOTALS</b>																	

Also played for Baltimore in 1950-51. Games played with Boston were not recorded.

YEAR	G	MIN	FGM	FGA	PCT	FTM	FTA	PCT	OFF	DEF	TOT	AST	PF-DQ	ST	BL	PTS	AVG
------	---	-----	-----	-----	-----	-----	-----	-----	-----	-----	-----	-----	-------	----	----	-----	-----

**BRANDON WALLACE [#8] 6'9" 203 LBS 03/14/85 SOUTH CAROLINA '07**

&gt;&gt; Transactions: Signed as a free agent on July 10, 2007...waived on December 18, 2007.

07-08 Received DNP-CP on 11/10/07 @ NJ

**MIKE WALLACE [#13] 6'11" 185 LBS 07/12/18 D: 07/07/77 SCRANTON**

46-47 24 55 224 .246 21 48 .438 20 42 131 5.5

Also played 37 games for Toronto in 1946-47.

**RASHEED WALLACE [#30] 6'11" 230 LBS 07/17/74 NORTH CAROLINA '95**

&gt;&gt; Transactions: Signed as a free agent on July 8, 2009.

09-10 79 1780 266 650 .409 96 125 .768 42 283 325 80 222-2 80 70 710 9.0

Three-Point Field Goals: 2009-10, 82-for-290 (.283).

**PLAYOFF RECORD**

09-10 24 410 52 125 .416 24 29 .828 5 66 71 9 82-2 10 14 147 6.1

Three-Point Field Goals: 2009-10, 19-for-55 (.345).

**BILL WALTON [#5] 6'11" 235 LBS 11/05/52 UCLA '74**

&gt;&gt; Transactions: Acquired from the Los Angeles Clippers for Cedric Maxwell, a 1986 first-round choice and cash on September 6, 1985.

85-86 80 1546 231 411 .562 144 202 .713 136 408 544 165 210-1 38 106 606 7.6

86-87 10 112 10 26 .385 8 15 .533 11 20 31 9 23-0 1 10 28 2.8

87-88 ----- INJURED -----

**TOTALS 90 1658 241 437 .551 152 217 .700 147 428 575 174 233-1 39 116 634 7.0**

Three-Point Field Goals: None Attempted.

**PLAYOFF RECORD**

85-86 16 291 54 93 .581 19 23 .826 25 78 103 27 45-1 6 12 127 7.9

86-87 12 102 12 25 .480 5 14 .357 9 22 31 10 23-0 3 4 29 2.4

87-88 ----- INJURED -----

**TOTALS 28 393 66 118 .559 24 37 .649 34 100 134 37 68-1 9 16 156 5.6**

Three-Point Field Goals: 1985-86, 0-for-1 (.000).

**GERRY WARD [#4] 6'4" 200 LBS 09/06/41 BOSTON COLLEGE '63**

64-65 3 30 2 18 .111 1 1 1.000 5 6 6-0 5 1.7

**KERMIT WASHINGTON [#26] 6'8" 230 LBS 09/17/51 AMERICAN '73**

&gt;&gt; Transactions: Acquired from the Los Angeles Lakers with Don Chaney and future considerations for Charlie Scott on December 12, 1977 (also played 25 games for Los Angeles in 1977-78)...Traded with Kevin Kunnert, Sidney Wicks and the draft rights to Kevin Freeman to San Diego in exchange for Nate Archibald, Marvin Barnes, Billy Knight and future draft choices on August 4, 1978.

77-78 32 866 137 263 .521 102 136 .750 105 230 335 42 114-2 28 40 376 11.8

**RON WATTS [#12] 6'6" 210 LBS 05/21/43 WAKE FOREST '65**

&gt;&gt; Transactions: Selected by the Seattle Supersonics in the NBA expansion draft in 1967.

65-66 1 3 1 2 .500 0 0 .000 1 1 1-0 2 2.0

66-67 27 89 11 44 .250 16 23 .696 38 1 16-0 38 1.4

**TOTALS 28 92 12 46 .261 16 23 .696 39 2 17-0 40 1.4**
**PLAYOFF RECORD**

66-67 1 5 1 6 .167 1 2 .500 2 0 3-0 3 3.0

**MARCUS WEBB [#41] 6'9" 255 LBS 05/09/70 ALABAMA '91**

&gt;&gt; Transactions: Signed as a free agent on September 21, 1992...Waived on March 17, 1993.

92-93 9 51 13 25 .520 13 21 .619 5 5 10 2 11-0 1 2 39 4.3

Three-Point Field Goals: 1992-93, 0-for-1 (.000).

YEAR G MIN FGM FGA PCT FTM FTA PCT OFF DEF TOT AST PF-DQ ST BL PTS AVG

### SCOTT WEDMAN [#8, #20] 6'7" 220 LBS 07/29/52 COLORADO '74

>> Transactions: Acquired from the Cleveland Cavaliers for Darren Tillis, a 1983 first round draft choice and cash on January 14, 1983 (also played 35 games for Cleveland in 1982-83)...Traded to the Seattle SuperSonics with Sam Vincent for a 1989 second-round draft choice on October 16, 1987.

82-83	40	503	94	205	.459	20	30	.667	29	45	74	31	83-1	20	6	209	5.2
83-84	68	916	148	333	.444	29	35	.829	41	98	139	67	107-0	27	7	327	4.8
84-85	78	1127	220	460	.478	42	55	.764	57	102	159	94	111-0	23	10	499	6.4
85-86	79	1402	286	605	.473	45	68	.662	66	126	192	83	127-0	38	22	634	8.0
86-87	6	78	9	27	.333	1	2	.500	3	6	9	6	6-0	2	2	20	3.3
<b>TOTALS</b>	<b>271</b>	<b>4026</b>	<b>757</b>	<b>1630</b>	<b>.464</b>	<b>137</b>	<b>190</b>	<b>.721</b>	<b>196</b>	<b>377</b>	<b>573</b>	<b>281</b>	<b>434-1</b>	<b>110</b>	<b>47</b>	<b>1689</b>	<b>6.2</b>

Three-Point Field Goals: 1982-83, 1-for-10 (.100); 1983-84, 2-for-13 (.154); 1984-85, 17-for-34 (.500); 1985-86, 17-for-48 (.354); 1986-87, 1-for-2 (.500); Totals: 38-for-107 (.355).

#### PLAYOFF RECORD

82-83	6	66	14	24	.583	1	2	.500	3	11	14	0	11-0	1	0	29	4.8
83-84	17	226	40	96	.417	5	10	.500	24	23	47	17	19-0	6	0	89	5.2
84-85	21	350	73	134	.545	26	38	.684	22	37	59	33	50-1	13	0	182	8.7
85-86	12	142	20	51	.392	3	4	.750	11	11	22	8	14-0	9	3	45	3.8
86-87	INJURED																
<b>TOTALS</b>	<b>56</b>	<b>784</b>	<b>147</b>	<b>305</b>	<b>.482</b>	<b>35</b>	<b>54</b>	<b>.648</b>	<b>60</b>	<b>82</b>	<b>142</b>	<b>58</b>	<b>94-1</b>	<b>29</b>	<b>3</b>	<b>345</b>	<b>6.2</b>

Three-Point Field Goals: 1982-83, 0-for-2 (.000); 1983-84, 4-for-7 (.571); 1984-85, 10-for-22 (.455); 1985-86, 2-for-4 (.500). Totals: 16-for-35 (.457).

### RICK WEITZMAN [#26] 6'2" 175 LBS 04/30/46 NORTHEASTERN '67

>> Transactions: Tenth round draft choice (110<sup>th</sup> pick overall) in 1967 NBA Draft.

67-68	25	75	12	46	.261	9	13	.692			10	8	8-0			33	1.3
-------	----	----	----	----	------	---	----	------	--	--	----	---	-----	--	--	----	-----

#### PLAYOFF RECORD

67-68	3	5	2	3	.667	0	0	.000			1	1	0-0			4	1.3
-------	---	---	---	---	------	---	---	------	--	--	---	---	-----	--	--	---	-----

### JIRI WELSCH [#44] 6'7" 208 LBS 01/27/80 CZECH REPUBLIC

>> Transactions: Acquired from the Dallas Mavericks with Raef LaFrentz, Chris Mills and Dallas' 2004 first round draft choice for Tony Delk and Antoine Walker on October 20, 2003...Traded to the Cleveland Cavaliers for a first round draft choice on February 24, 2005.

03-04	81	2179	262	612	.428	153	206	.743	60	236	296	183	176-0	101	7	746	9.2
04-05	55	1125	137	320	.428	109	141	.773	20	119	139	84	105-1	39	5	415	7.5
<b>TOTALS</b>	<b>136</b>	<b>3304</b>	<b>399</b>	<b>932</b>	<b>.428</b>	<b>262</b>	<b>347</b>	<b>.755</b>	<b>80</b>	<b>355</b>	<b>435</b>	<b>267</b>	<b>281-1</b>	<b>140</b>	<b>12</b>	<b>1161</b>	<b>8.5</b>

Three-Point Field Goals: 2003-04, 69-for-181 (.381); 2004-05, 32-for-99 (.323).

#### PLAYOFF RECORD

03-04	4	104	11	23	.478	9	9	1.000	0	12	12	9	7-0	2	0	32	8.0
<b>TOTALS</b>	<b>4</b>	<b>104</b>	<b>11</b>	<b>23</b>	<b>.478</b>	<b>9</b>	<b>9</b>	<b>1.000</b>	<b>0</b>	<b>12</b>	<b>12</b>	<b>9</b>	<b>7-0</b>	<b>2</b>	<b>0</b>	<b>32</b>	<b>8.0</b>

Three-Point Field Goals: 2003-04, 1-for-4 (.250).

### MATT WENSTROM [#50] 7'1" 250 LBS 11/04/70 NORTH CAROLINA '93

>> Transactions: Signed as a free agent on September 30, 1995.

93-94	11	37	6	10	.600	6	10	.600	6	6	12	0	7-0	0	2	18	1.6
-------	----	----	---	----	------	---	----	------	---	---	----	---	-----	---	---	----	-----

Three-Point Field Goals: None Attempted.

### DAVID WESLEY [#4] 6'0" 200 LBS 11/14/70 BAYLOR '92

>> Transactions: Signed as a free agent on July 20, 1994...Completed his contract and was not re-signed becoming a free agent on July 1, 1997.

94-95	51	1380	128	313	.409	71	94	.755	31	86	117	266	144-0	82	9	378	7.4
95-96	82	2104	338	736	.459	217	288	.753	68	196	264	390	207-0	100	11	1009	12.3
96-97	74	2991	456	974	.468	225	288	.781	67	197	264	537	221-1	162	13	1240	16.8
<b>TOTALS</b>	<b>207</b>	<b>6475</b>	<b>922</b>	<b>2133</b>	<b>.432</b>	<b>513</b>	<b>670</b>	<b>.766</b>	<b>166</b>	<b>479</b>	<b>645</b>	<b>1193</b>	<b>572-1</b>	<b>344</b>	<b>33</b>	<b>2627</b>	<b>12.7</b>

Three-Point Field Goals: 1994-95, 51-for-119 (.429); 1995-96, 116-for-272 (.426); 1996-97, 103-for-286 (.360). Totals: 281-for-724 (.388).

### DELONTE WEST [#13] 6'3" 195 LBS 07/26/83 ST. JOSEPH'S '04

>> Transactions: First round draft choice (#24 overall) in 2004...Traded to the Seattle SuperSonics along with Wally Szczerbiak and the draft rights to Jeff Green in exchange for Ray Allen and the draft rights to Glen Davis on 06/28/07.

04-05	39	507	66	155	.426	19	27	.704	14	51	65	53	69-0	21	8	175	4.5
05-06	71	2,418	333	684	.487	86	101	.851	57	232	289	329	197-3	84	46	836	11.8
06-07	69	2,219	306	717	.427	168	197	.853	32	176	208	304	152-1	74	34	845	12.2
10-11	24	453	55	120	.458	13	15	.867	6	31	37	64	29-0	20	10	87	7.3
<b>TOTALS</b>	<b>203</b>	<b>5,597</b>	<b>760</b>	<b>1,676</b>	<b>.454</b>	<b>286</b>	<b>340</b>	<b>.841</b>	<b>109</b>	<b>490</b>	<b>599</b>	<b>750</b>	<b>447-4</b>	<b>199</b>	<b>98</b>	<b>1943</b>	<b>9.6</b>

Three-Point Field Goals: 2004-05, 24-for-67 (.358); 2005-06, 84-for-218 (.385); 2006-07, 65-for-178 (.374); 2010-11, 12-for-33 (.364) Totals: 173-for-463 (.374).

**YEAR G MIN FGM FGA PCT FTM FTA PCT OFF DEF TOT AST PF-DQ ST BL PTS AVG**

**DELONTE WEST PLAYOFF RECORD**

04-05	7	115	11	21	.524	2	4	.500	2	7	9	4	17-0	7	1	29	4.1
10-11	9	170	22	47	.468	8	10	.800	4	13	17	12	16-0	5	0	59	6.6
<b>TOTALS</b>	<b>16</b>	<b>285</b>	<b>33</b>	<b>68</b>	<b>.485</b>	<b>10</b>	<b>14</b>	<b>.714</b>	<b>6</b>	<b>20</b>	<b>26</b>	<b>16</b>	<b>33-0</b>	<b>12</b>	<b>1</b>	<b>88</b>	<b>5.5</b>

Three-Point Field Goals: 2004-05, 5-for-11 (.455); 2010-11, 7-for-19, (.368) Totals: 12-for-30, (.400).

**PAUL WESTPHAL [#44] 6'4" 195 LBS 11/30/50 SOUTHERN CALIFORNIA '72**

>> Transactions: First round draft choice (10<sup>th</sup> pick overall) in 1972 NBA Draft...Traded with future draft choices to Phoenix for Charlie Scott on May 23, 1975.

72-73	60	482	89	212	.420	67	86	.779			67	69	88-0			245	4.1
73-74	82	1165	238	475	.501	112	153	.732	49	94	143	171	173-1	39	34	588	7.2
74-75	82	1581	342	670	.510	119	156	.763	44	119	163	235	192-0	78	33	803	9.8
<b>TOTALS</b>	<b>224</b>	<b>3228</b>	<b>669</b>	<b>1357</b>	<b>.493</b>	<b>298</b>	<b>395</b>	<b>.754</b>	<b>93</b>	<b>213</b>	<b>373</b>	<b>475</b>	<b>453-1</b>	<b>117</b>	<b>67</b>	<b>1636</b>	<b>7.3</b>

**PLAYOFF RECORD**

72-73	11	109	19	39	.487	5	7	.714			7	9	24-1			43	3.9
73-74	18	241	46	100	.460	11	15	.733	6	15	21	31	37-0	8	2	103	5.7
74-75	11	183	38	81	.469	12	18	.667	5	8	13	32	21-1	6	2	88	8.0
<b>TOTALS</b>	<b>40</b>	<b>533</b>	<b>103</b>	<b>220</b>	<b>.486</b>	<b>28</b>	<b>40</b>	<b>.700</b>	<b>11</b>	<b>23</b>	<b>41</b>	<b>72</b>	<b>82-2</b>	<b>14</b>	<b>4</b>	<b>234</b>	<b>5.9</b>

**JOJO WHITE [#10] 6'3" 197 LBS 11/14/46 KANSAS '69**

>> Transactions: First round draft choice (9<sup>th</sup> pick overall) in 1972 NBA Draft...Traded to Golden State for a future draft choice on January 30, 1979 (also played 29 games for Golden State in 1978-79).

69-70	60	1328	309	684	.452	111	135	.822			169	145	132-1			729	12.2
70-71	75	2787	693	1494	.464	215	269	.799			376	361	255-5			1601	21.3
71-72	79	3261	770	1788	.431	285	343	.831			446	416	227-1			1825	23.1
72-73	82	3250	717	1665	.431	178	228	.781			414	498	185-2			1612	19.7
73-74	82	3238	649	1445	.449	190	227	.837	100	251	351	448	185-1	105	25	1488	18.1
74-75	82	3220	658	1440	.457	186	223	.834	84	227	311	458	207-1	128	17	1502	18.3
75-76	82	3257	670	1492	.449	212	253	.838	61	252	313	445	183-2	107	20	1552	18.9
76-77	82	3333	638	1488	.429	333	383	.869	87	296	383	492	193-5	118	22	1609	19.6
77-78	46	1641	289	690	.419	103	120	.858	53	127	180	209	109-2	49	7	681	14.8
78-79	47	1455	255	596	.428	79	89	.888	22	106	128	214	100-1	54	4	589	12.5
<b>TOTALS</b>	<b>717</b>	<b>26770</b>	<b>5648</b>	<b>12782</b>	<b>.442</b>	<b>1892</b>	<b>2270</b>	<b>.833</b>	<b>407</b>	<b>1259</b>	<b>3071</b>	<b>3686</b>	<b>1776-21</b>	<b>561</b>	<b>95</b>	<b>13188</b>	<b>18.3</b>

**PLAYOFF RECORD**

71-72	11	432	109	220	.495	40	48	.833			59	58	31-0			258	23.5
72-73	13	583	135	300	.450	49	54	.907			54	83	44-2			319	24.5
73-74	18	765	132	310	.426	34	46	.739	17	58	75	98	56-1	15	2	298	16.6
74-75	11	462	100	227	.441	27	33	.818	18	32	50	63	32-0	11	4	227	20.6
75-76	18	791	165	371	.445	78	95	.821	12	59	71	98	51-0	23	1	408	22.7
76-77	9	395	91	201	.453	28	33	.848	10	29	39	52	27-0	14	0	210	23.3
<b>TOTALS</b>	<b>80</b>	<b>3428</b>	<b>732</b>	<b>1629</b>	<b>.449</b>	<b>256</b>	<b>309</b>	<b>.828</b>	<b>57</b>	<b>178</b>	<b>348</b>	<b>452</b>	<b>241-3</b>	<b>63</b>	<b>7</b>	<b>1720</b>	<b>21.5</b>

**LUCIAN WHITAKER [#5] 6'1" 180 LBS 09/29/30 KENTUCKY '52**

54-55	3	15	1	6	.167	0	0	.000			1	1	4-0			2	0.7
-------	---	----	---	---	------	---	---	------	--	--	---	---	-----	--	--	---	-----

**SIDNEY WICKS [#12] 6'9" 225 LBS 09/19/49 UCLA '71**

>> Transactions: Sold by Portland on October 12, 1976...Traded with Kevin Kunnert, Kermil Washington and the draft right to Kevin Freeman to San Diego in exchange for Nate Archibald, Marvin Barnes, Billy Knight and future draft choices on August 4, 1978.

76-77	82	2642	464	1012	.458	310	464	.668	268	556	824	169	331-14	64	61	1238	15.1
77-78	81	2413	433	927	.467	217	329	.660	223	450	673	171	318-9	67	46	1083	13.4
<b>TOTALS</b>	<b>163</b>	<b>5055</b>	<b>897</b>	<b>1939</b>	<b>.463</b>	<b>527</b>	<b>793</b>	<b>.665</b>	<b>491</b>	<b>1006</b>	<b>1497</b>	<b>340</b>	<b>649-23</b>	<b>131</b>	<b>107</b>	<b>2321</b>	<b>14.2</b>

**PLAYOFF RECORD**

76-77	9	261	41	81	.519	34	47	.723	26	57	83	16	37-2	13	3	118	13.1
-------	---	-----	----	----	------	----	----	------	----	----	----	----	------	----	---	-----	------

**DOMINIQUE WILKINS [#12] 6'8" 224 LBS 01/12/60 GEORGIA '82**

>> Transactions: Signed as a free agent on July 25, 1994...Completed contract and signed to play overseas on August 12, 1995.

94-95	77	2423	496	1169	.424	266	340	.782	157	244	401	166	130-0	61	14	1370	17.8
-------	----	------	-----	------	------	-----	-----	------	-----	-----	-----	-----	-------	----	----	------	------

Three-Point Field Goals: 1994-95, 112-for-289 (.388).

**PLAYOFF RECORD**

94-95	4	150	26	61	.426	16	18	.889	17	26	43	8	7-0	2	3	76	19.0
-------	---	-----	----	----	------	----	----	------	----	----	----	---	-----	---	---	----	------

Three-Point Field Goals: 1994-95, 8-for-17 (.471).

YEAR G MIN FGM FGA PCT FTM FTA PCT OFF DEF TOT AST PF-DQ ST BL PTS AVG

**ART WILLIAMS [#7] 6'1" 185 LBS 09/29/39 CALIFORNIA POLY '63**

>> Transactions: Acquired from the San Diego Clippers for a future first round choice on September 10, 1970.

70-71	74	1141	150	330	.455	60	83	.723			205	233	182-1			360	4.9
71-72	81	1326	161	339	.475	90	119	.756			256	327	204-2			412	5.1
72-73	81	974	110	261	.421	43	56	.768			182	236	136-1			263	3.2
73-74	67	616	73	168	.435	27	32	.844	20	95	115	163	100-0	44	3	173	2.6
<b>TOTALS</b>	<b>303</b>	<b>4057</b>	<b>494</b>	<b>1098</b>	<b>.450</b>	<b>220</b>	<b>290</b>	<b>.759</b>	<b>20</b>	<b>95</b>	<b>758</b>	<b>999</b>	<b>622-4</b>	<b>44</b>	<b>3</b>	<b>1208</b>	<b>4.0</b>

**PLAYOFF RECORD**

71-72	11	173	25	64	.391	15	20	.750			28	33	30-0			65	5.9
72-73	10	156	21	47	.447	6	8	.750			27	41	31-1			48	4.8
73-74	12	96	10	27	.370	7	8	.875	4	19	23	29	14-0	7	0	27	2.3
<b>TOTALS</b>	<b>33</b>	<b>425</b>	<b>56</b>	<b>138</b>	<b>.406</b>	<b>28</b>	<b>36</b>	<b>.778</b>	<b>4</b>	<b>19</b>	<b>78</b>	<b>103</b>	<b>75-1</b>	<b>7</b>	<b>0</b>	<b>140</b>	<b>4.2</b>

**EARL WILLIAMS [#52] 6'7" 230 LBS 03/24/51 WINSTON-SALEM '74**

>> Transactions: Signed as a free agent on September 1, 1978...Waived by Boston on January 15, 1979.

78-79	20	273	54	123	.439	14	24	.583	41	64	105	12	41-0	12	9	122	6.1
-------	----	-----	----	-----	------	----	----	------	----	----	-----	----	------	----	---	-----	-----

**ERIC WILLIAMS [#55] 6'8" 220 LBS 7/17/72 PROVIDENCE '95**

>> Transactions: First round draft choice (14<sup>th</sup> pick overall) in 1995 NBA Draft...Traded to Denver in exchange for two second round draft picks on August 21, 1991...Acquired from Denver along with Danny Fortson, Eric Washington and a future first round draft choice, in exchange for Popeye Jones, Ron Mercer and Dwayne Schintzous on August 3, 1999...Traded to Cleveland with Tony Battie and Kedrick Brown for Ricky Davis, Chris Mihm, Michael Stewart and a second round draft choice on December 15, 2003.

95-96	64	1470	241	546	.441	200	298	.671	92	125	217	70	147-1	56	11	685	10.7
96-97	72	2435	374	820	.456	328	436	.752	126	203	329	129	213-0	72	13	1078	15.0
99-00	68	1378	165	386	.427	134	169	.793	55	101	156	93	165-3	44	16	489	7.2
00-01	81	1745	162	448	.362	165	231	.714	64	143	207	112	179-1	64	13	535	6.6
01-02	74	1747	144	385	.374	160	219	.731	58	163	221	109	179-1	77	8	472	6.4
02-03	82	2350	254	575	.442	201	268	.750	143	239	382	140	234-0	86	19	746	9.1
03-04	21	513	77	177	.435	78	109	.716	21	74	95	25	52-2	22	1	245	11.6
<b>TOTALS</b>	<b>462</b>	<b>11638</b>	<b>1417</b>	<b>3337</b>	<b>.425</b>	<b>1266</b>	<b>1730</b>	<b>.732</b>	<b>559</b>	<b>1048</b>	<b>1607</b>	<b>678</b>	<b>1169-6</b>	<b>421</b>	<b>81</b>	<b>4248</b>	<b>9.2</b>

Three-Point Field Goals: 1995-06, 3-for-10 (.300); 1996-97, 2-for-8 (.250); 1999-00, 25-for-72 (.347); 2000-01, 46-for-139 (.331); 2001-02, 24-for-86 (.279); 2002-03, 37-for-110 (.336); 2003-04, 11-for-32 (.344); Totals: 148-for-457 (.324).

**PLAYOFF RECORD**

01-02	16	487	47	94	.500	17	23	.739	18	52	70	21	53-1	25	4	125	7.8
02-03	10	310	33	88	.375	27	34	.794	12	20	32	17	42-2	9	0	96	9.6
<b>TOTALS</b>	<b>26</b>	<b>797</b>	<b>80</b>	<b>182</b>	<b>.440</b>	<b>44</b>	<b>57</b>	<b>.772</b>	<b>30</b>	<b>72</b>	<b>102</b>	<b>38</b>	<b>95-3</b>	<b>34</b>	<b>4</b>	<b>221</b>	<b>8.5</b>

Three-Point Field Goals: 2001-02, 14-for-30 (.467); 2002-03, 3-for-15 (.200); Totals: 17-for-45 (.378).

**LORENZO WILLIAMS [#43] 6'9" 200 LBS 07/15/69 STETSON '91**

>> Transactions: Signed to the first of two consecutive ten-day contracts on January 11, 1993...Re-signed for the remainder of the season on February 1, 1993 (also played 3 games for Orlando and 2 games for Charlotte in 1992-93)...Waived on November 2, 1993.

92-93	22	151	16	31	.516	2	7	.286	13	31	44	5	23-0	4	14	34	1.5
-------	----	-----	----	----	------	---	---	------	----	----	----	---	------	---	----	----	-----

Three-Point Field Goals: 1992-93, None Attempted.

**PLAYOFF RECORD**

92-93	1	3	1	1	1.000	0	0	.000	1	0	1	0	0-0	0	0	2	2.0
-------	---	---	---	---	-------	---	---	------	---	---	---	---	-----	---	---	---	-----

Three-Point Field Goals: 1992-93, None Attempted.

**RAY WILLIAMS [#20] 6'3" 195 LBS 10/14/54 MINNESOTA '77**

>> Transactions: Signed as a free agent on February 21, 1985; the New York Knicks agreed not to exercise its right of first refusal in exchange for a 1985 second-round draft choice...Signed as a free agent by the Los Angeles Clippers on September 26, 1985; Boston agreed not to exercise its right of first refusal in exchange for a 1987 fourth-round draft choice.

84-85	23	459	55	143	.385	31	46	.674	16	41	57	90	56-1	30	5	147	6.4
-------	----	-----	----	-----	------	----	----	------	----	----	----	----	------	----	---	-----	-----

Three-Point Field Goals: 1984-85, 6-for-23 (.261).

**SHAMMOND WILLIAMS [#11] 6'1" 201 LBS 04/05/75 NORTH CAROLINA '98**

>> Transactions: Acquired from the Seattle SuperSonics with Vin Baker for Kenny Anderson, Joseph Forte and Vitaly Potapenko on July 22, 2002...Traded with a 2003 second-round draft choice to the Denver Nuggets for Mark Blount and Mark Bryant on February 20, 2003.

02-03	51	1169	134	338	.396	48	57	.842	12	98	110	128	84-0	61	3	372	7.3
-------	----	------	-----	-----	------	----	----	------	----	----	-----	-----	------	----	---	-----	-----

Three-Point Field Goals: 2002-03, 56-for-159 (.352).

YEAR	G	MIN	FGM	FGA	PCT	FTM	FTA	PCT	OFF	DEF	TOT	AST	PF-DQ	ST	BL	PTS	AVG
------	---	-----	-----	-----	-----	-----	-----	-----	-----	-----	-----	-----	-------	----	----	-----	-----

<b>SHELDEN WILLIAMS [#13]</b>						<b>6'9"</b>	<b>250 LBS</b>				<b>10/21/87</b>						<b>DUKE '06</b>
-------------------------------	--	--	--	--	--	-------------	----------------	--	--	--	-----------------	--	--	--	--	--	-----------------

>> Transactions: Signed as a free agent on August 7, 2009.

09-10	54	597	63	121	.521	75	98	.765	47	99	146	21	85-0	13	21	201	3.7
-------	----	-----	----	-----	------	----	----	------	----	----	-----	----	------	----	----	-----	-----

Three-Point Field Goals: 2009-10, 0-for-1 (.000).

**PLAYOFF RECORD**

09-10	8	57	4	9	.444	5	6	.833	2	11	13	0	8-0	1	0	13	1.6
-------	---	----	---	---	------	---	---	------	---	----	----	---	-----	---	---	----	-----

Three-Point Field Goals: 2009-10, 0-for-0 (.000).

<b>SLY WILLIAMS [#35]</b>						<b>6'7"</b>	<b>215 LBS</b>				<b>01/26/58</b>						<b>RHODE ISLAND '80</b>
---------------------------	--	--	--	--	--	-------------	----------------	--	--	--	-----------------	--	--	--	--	--	-------------------------

>> Transactions: Signed as a free agent on September 26, 1985...Waived on December 2, 1985.

85-86	6	54	5	21	.238	7	12	.583	7	8	15	2	15-0	1	1	17	2.8
-------	---	----	---	----	------	---	----	------	---	---	----	---	------	---	---	----	-----

Three-Point Field Goals: 1985-86, 0-for-4 (.000).

<b>WILLIE WILLIAMS [#28]</b>						<b>6'7"</b>	<b>200 LBS</b>				<b>07/28/46</b>						<b>FLORIDA STATE '70</b>
------------------------------	--	--	--	--	--	-------------	----------------	--	--	--	-----------------	--	--	--	--	--	--------------------------

70-71	16	56	6	32	.188	3	5	.600			10	2	8-0			15	0.9
-------	----	----	---	----	------	---	---	------	--	--	----	---	-----	--	--	----	-----

<b>BOBBY WILSON [#42]</b>						<b>6'1"</b>	<b>180 LBS</b>				<b>01/15/51</b>						<b>WICHITA STATE '74</b>
---------------------------	--	--	--	--	--	-------------	----------------	--	--	--	-----------------	--	--	--	--	--	--------------------------

>> Transactions: Signed as a free agent on January 28, 1971...Waived on 0April 1, 1977.

76-77	25	131	19	59	.322	11	13	.846	3	6	9	14	19-0	3	0	49	2.0
-------	----	-----	----	----	------	----	----	------	---	---	---	----	------	---	---	----	-----

<b>JOE WOLF [#42]</b>						<b>6'11"</b>	<b>230 LBS</b>				<b>12/17/67</b>						<b>NORTH CAROLINA '87</b>
-----------------------	--	--	--	--	--	--------------	----------------	--	--	--	-----------------	--	--	--	--	--	---------------------------

>> Transactions: Signed as a free agent October 2, 1992...Waived on November 19, 1992 (also played 21 games for Portland in 1992-93).

92-93	2	9	0	1	.000	1	2	.500	1	2	3	0	2-0	0	1	1	0.5
-------	---	---	---	---	------	---	---	------	---	---	---	---	-----	---	---	---	-----

<b>RUBEN WOLKOWYSKI [#45]</b>						<b>6'10"</b>	<b>275 LBS</b>				<b>09/30/73</b>						<b>NO COLLEGE</b>
-------------------------------	--	--	--	--	--	--------------	----------------	--	--	--	-----------------	--	--	--	--	--	-------------------

>> Transactions: Signed as a free agent on September 14, 2002...Waived on February 21, 2003.

02-03	7	24	2	4	.500	1	4	.250	0	1	1	1	3-0	0	0	5	0.7
-------	---	----	---	---	------	---	---	------	---	---	---	---	-----	---	---	---	-----

Three-Point Field Goals: 2002-03, 0-for-1 (.000).

<b>A. J. WYNDER [#12]</b>						<b>6'2"</b>	<b>180 LBS</b>				<b>09/11/64</b>						<b>FAIRFIELD '87</b>
---------------------------	--	--	--	--	--	-------------	----------------	--	--	--	-----------------	--	--	--	--	--	----------------------

>> Transactions: Signed on March 25, 1991 to a 10-day contract...Signed for the remainder of the season on April 12, 1991.

90-91	6	39	3	12	.250	6	8	.750	1	2	3	8	1-0	1	0	12	2.0
-------	---	----	---	----	------	---	---	------	---	---	---	---	-----	---	---	----	-----

Three-Point Field Goals: 1990-91, 0-for-1 (.000).

**PLAYOFF RECORD**

90-91	----- INJURED -----																
-------	---------------------	--	--	--	--	--	--	--	--	--	--	--	--	--	--	--	--

### 1\*

Never worn by a player.  
\*Retired in honor of founder  
Walter Brown

### 2\*

Never worn by a player.  
\*Retired in honor of Coach,  
President and General Manager  
Arnold "Red" Auerbach

### 3\*

Mel Hirsch.....1946-47  
Chuck Hoefler.....1946-48  
George Nostrand.....1948-50  
John Hazen.....1948-49  
**(also wore #10)**  
\*Dennis Johnson.....1983-90

### 4

Wyndol Gray.....1946-47  
Saul Mariashchin.....1947-48  
Tony Lavelli.....1949-50  
**(also wore #11)**  
Sonny Hertzberg.....1949-51  
Ken Rollins.....1952-53  
Carl Braun.....1961-62  
Clyde Lovellette.....1962-64  
**(also wore #34)**  
Gerry Ward.....1964-65  
Jim Paxson.....1987-90  
Larry Robinson.....1991-92  
Sherman Douglas.....1991-92  
**(also wore #20)**  
Alaa Abdelnaby.....1992-94  
David Wesley.....1994-97  
Chauncey Billups.....1997-98  
Popeye Jones.....1997-99  
Tony Battie.....1999-03  
**(also wore #40)**  
Chris Mihm.....2003-04  
Ryan Gomes.....2005-07  
J.R. Giddens.....2008-10  
Nate Robinson.....2010-11  
Nenad Krstic.....2010-11  
Marquis Daniels.....2011-Present  
**(also wore #8, #7)**

### 5

Tony Kappen.....1946-47  
Moe Becker.....1946-47  
Dick Murphy.....1946-47  
Cecil Hankins.....1947-48  
Bill Roberts.....1948-49  
Ed Leede.....1949-51  
Lucian (Skip) Whittaker.....1954-55  
John Thompson.....1964-66  
**(also wore #18)**  
Bill Walton.....1985-88  
John Bagley.....1989-93  
Jay Humphries.....1994-95  
Junior Burroughs.....1995-96  
Michael Hawkins.....1996-97  
Ron Mercer.....1997-99  
Wayne Turner.....1999-00  
Jamel Thomas.....1999-00  
Jerome Moiso.....2000-01  
Roshown McLeod.....2001-02  
Kedrick Brown.....2002-03  
**(also wore #42)**  
Michael Stewart.....2003-05  
Gerald Green.....2005-07  
Kevin Garnett.....2007-present

### 6

John Simmons.....1946-47  
George Munroe.....1947-48  
Hank Beenders.....1948-49  
Tom Kelly.....1948-49  
\*Bill Russell.....1956-69

### 7

Warren Fenley.....1946-47  
Mel Riebe.....1947-49  
**(also wore #9)**  
Dermie O'Connell.....1948-50  
Don Barksdale.....1953-55  
**(also wore #17)**  
Emmette Bryant.....1968-70  
Art (Hambone) Williams.....1970-74  
Ernie DiGregorio.....1977-78  
Nate (Tiny) Archibald.....1978-83  
Andre Turner.....1986-87  
Kelvin Upshaw.....1988-90  
Dee Brown.....1990-98  
Kenny Anderson.....1997-02  
Tony Delk.....2002-03  
**(also wore #28)**  
Chuck Atkins.....2003-04  
Tom Gugliotta.....2004-05  
Al Jefferson.....2005-07  
**(also wore #8)**  
Mikki Moore.....2008-09  
**(also wore #31)**  
Marquis Daniels.....2009-10  
**(also wore #8)**  
Jermaine O'Neal.....2010-present

### 8

Al Brightman.....1946-47  
Phil Farbrman.....1948-49  
Howie Shannon.....1949-50  
Scott Wedman.....1982-87  
**(also wore #20)**  
Kenny Battle.....1991-93  
James Blackwell.....1994-95  
Antoine Walker.....1996-03  
Al Jefferson.....2004-05  
**(also wore #7)**  
Antoine Walker.....2004-05  
**(also wore #88)**  
Brandon Wallace.....2007-08  
Stephon Marbury.....2008-09  
Marquis Daniels.....2010-11  
Jeff Green.....2010-11

### 9

Harold Kottman.....1946-47  
Mel Riebe.....1947-49  
**(also wore #7)**  
George Kafan.....1948-49  
Al Butler.....1961-62  
Greg Minor.....1994-00  
Doug Overton.....2000-01  
**(also wore #20)**  
Milt Palacio.....2000-02  
J.R. Bremer.....2002-03  
Justin Reed.....2004-06  
Rajon Rondo.....2006-present

### 10\*

Connie Simmons.....1946-48  
Meyer (Mike) Bloom.....1947-48  
Stan Noszka.....1947-49  
**(also wore #11)**  
John Hazen.....1948-49  
**(also wore #3)**  
John Ezersky.....1948-50  
**(also wore #16)**  
Gene Englund.....1949-50  
Clarence (Kleggie) Hemsen.....1950-51  
\*Jolo White.....1969-79

### 11

Kevin (Chuck) Connors.....1946-48  
Stan Noszka.....1947-49  
**(also wore #10)**  
Chick Halbert.....1948-49  
Tony Lavelli.....1949-50  
**(also wore #4)**  
Chuck Cooper.....1950-54  
Mel Counts.....1964-66  
Jim Barnett.....1966-67  
Mal Graham.....1967-69  
Steve Kuberski.....1969-74  
**(also wore #33)**  
Charlie Scott.....1975-78  
Bob McAdoo.....1978-79  
Tracy Jackson.....1981-82  
Sam Vincent.....1985-87  
Dirk Minniefield.....1987-88  
Michael Smith.....1989-91  
Stojko Vranjkovic.....1991-92  
**(also wore #52)**  
Dana Barros.....1995-00  
**(also wore #13)**  
Randy Brown.....2000-01  
Shammond Williams.....2002-03  
Mark Bryant.....2002-03  
Marcus Banks.....2003-06  
Glen Davis.....2007-2011  
Sasha Pavlovic.....2011-Present  
**(also wore #77)**

### 12

Art Spector.....1946-50  
Bob Donham.....1950-54  
Togo Palazzi.....1954-57  
Dan Swartz.....1962-63  
Willie Naulls.....1963-66  
Ron Watts.....1965-67  
Tom Thacker.....1967-68  
Don Chaney.....1968-75 & 1977-80  
**(also wore #42)**  
Sidney Wicks.....1976-78  
Jerry Sichting.....1985-88  
Otis Birdsong.....1988-89  
A. J. Wynder.....1990-91  
Kevin Pritchard.....1991-92  
Bart Kofoed.....1992-93  
Chris Corchiani.....1993-94  
Dominique Wilkins.....1994-95  
Bruce Bowen.....1997-99  
Chris Herren.....2000-01  
Bimbo Coles.....2002-03  
Ricky Davis.....2003-06  
Allan Ray.....2006-07  
Bill Walker.....2008-10  
Marcus Landry.....2009-10  
Von Wafer.....2010-11  
JaJuan Johnson.....2011-Present

### 13

Mike (Red) Wallace.....1946-47  
Gene Stump.....1947-49  
Brady Walker.....1949-51  
Kenny Sailors.....1950-51  
Dick Mehen.....1950-51  
Bob (Gabby) Harris.....1950-54  
**(also wore #18)**  
Charles Smith.....1989-91  
Rickey Green.....1991-92  
Todd Day.....1995-97  
Dontae' Jones.....1997-98  
Damon Jones.....1998-99  
Mike James.....2003-04  
Dana Barros.....2003-04  
**(also wore #11)**  
Delonte West.....2004-07  
Gabe Pruitt.....2007-09  
Shelden Williams.....2009-10  
Delonte West.....2010-11

### 14\*

Don Eliason.....1946-47  
Gerard Kelly.....1946-47  
**(also wore #24)**  
Ed Ehlers.....1947-49  
\*Bob Cousy.....1950-63

### 15\*

Hal Crisler.....1946-47  
Jack (Dutch) Garfinkel.....1946-49  
**(also wore #21)**  
Jim Seminoff.....1948-50  
Dwight (Red) Morrison.....1954-56  
\*Tom Heinsohn.....1956-65

### 16\*

John Ezersky.....1948-50  
**(also wore #10)**  
John Mahnkens.....1949-53  
Ed Mikan.....1953-54  
Jack Nichols.....1953-58  
Ben Swain.....1958-59  
John Richter.....1959-60  
\*Tom (Satch) Sanders.....1960-73

### 17\*

Virgil Vaughn.....1946-47  
Bob Duffy.....1946-47  
Jack Hewson.....1947-48  
John Janisch.....1947-48  
John Bach.....1948-49  
Joe Mullaney.....1949-50  
Horace (Bones) McKinney.....1950-52  
Gene Conley.....1952-53 & 1958-61  
Don Barksdale.....1953-55  
**(also wore #7)**  
Andy Phillip.....1956-58  
\*John Havlicek.....1962-78

### 18\*

Bob (Gabby) Harris.....1950-54  
**(also wore #13)**  
Bob Brannum.....1951-55  
\*Jim Loscutoff.....1955-64  
John Thompson.....1964-66  
**(also wore #5)**  
Woody Sauldsberry.....1965-66  
Bailey Howell.....1966-70  
\*Dave Cowens.....1970-80

### 19\*

Bob Doll.....1948-50  
Ed (Moose) Stanczak.....1950-51  
**(also wore #21)**  
Francis (Mo) Mahoney.....1952-53  
Aurrie Risen.....1955-58  
Maurice King.....1959-60  
\*Don Nelson.....1965-76

**20**

Al Lucas.....	1948-49
Dick Henric.....	1955-57
Lou Tsioropoulos.....	1956-59
<b>(also wore #29)</b>	
Gene Guarrilla.....	1959-63
Larry Siegfried.....	1963-70
Phil Morgan.....	1970-72
Rex Hankinson.....	1973-75
Fred Saunders.....	1976-78
Wayne Krecklow.....	1980-81
Scott Wedman.....	1982-83
<b>(also wore #8)</b>	
Ray Williams.....	1984-85
Darren Daye.....	1986-88
Brian Shaw.....	1988-89 & 1990-92
Sherman Douglas.....	1991-96
<b>(also wore #4)</b>	
Tyus Edney.....	1997-98
Marlon Garnett.....	1998-99
Doug Overton.....	1999-00
<b>(also wore #9)</b>	
Bryant Stith.....	2000-01
Erick Strickland.....	2001-02
Jumaine Jones.....	2003-04
Gary Payton.....	2004-05
Dan Dickau.....	2005-06
Ray Allen.....	2007-present

**21\***

Jack (Dutch) Garfinkel.....	1946-49
<b>(also wore #15)</b>	
Frank (Apples) Kudelka.....	1950-51
Ed (Moose) Slanczak.....	1950-51
<b>(also wore #19)</b>	
Andy Duncan.....	1950-51
*Bill Sharman.....	1951-61
Gary Phillips.....	1961-62
Jack (The Shot) Foley.....	1962-63
John McCarthy.....	1963-64
Ron Bonham.....	1964-66

**22\***

Ed Sadowski.....	1947-48
Bob Kinney.....	1948-50
*Ed Macauley.....	1950-56

**23\***

Dick Dickey.....	1951-52
Ernie Barrett.....	1953-56
*Frank Ramsey.....	1954-55 & 1956-64

**24\***

Gerard Kelly.....	1946-47
<b>(also wore #14)</b>	
Harry Boykoff.....	1950-51
Fred Scolar.....	1954-55
*Sam Jones.....	1957-69

**25\***

*K.C. Jones.....	1958-67
<b>(also wore #27)</b>	
Enoch (Bud) Olsen.....	1968-69

**26**

Toby Kimball.....	1966-67
Rick Weitzman.....	1967-68
Rick Johnson.....	1968-71
Kermit Washington.....	1977-78
Patrick O'Bryant.....	2008-09
Lester Hudson.....	2009-10

**27**

K.C. Jones.....	1958-67
<b>(also wore #25)</b>	
Johnny Jones.....	1967-68
Rich Niemann.....	1969-70
Bill Dinwiddie.....	1969-71
Mark Minor.....	1972-73
Kevin Stacom.....	1974-78
Marvin Barnes.....	1978-79
Jimmy Oliver.....	1993-94
Nate Driggers.....	1996-97
Danny Fortson.....	1999-00
Dwayne Jones.....	2005-06

**28**

Sihugo Green.....	1965-66
Wayne Embry.....	1966-68
Jim (Bad News) Barnes.....	1968-70
Willie Williams.....	1970-71
Clarence Glover.....	1971-72
Quinn Buckner.....	1982-85
Tony Delk.....	2002-03
<b>(also wore #7)</b>	
Sam Cassell.....	2007-08
Mickael Pietrus.....	2011-Present

**29**

Lou Tsioropoulos.....	1956-59
<b>(also wore #20)</b>	
Henry Finkel.....	1969-75
Pervis Ellison.....	1994-00

**30**

Glenn McDonald.....	1974-76
Cedric Maxwell.....	1977-79
<b>(also wore #31)</b>	
M.L. Carr.....	1979-85
Todd Licht.....	1993-94
Blue Edwards.....	1994-95
Thomas Hamilton.....	1995-96
Marty Conlon.....	1996-97 & 1999-00

<b>(also wore #0)</b>	
Mark Blount.....	2000-06
Sebastian Telfair.....	2006-07
Rashed Wallace.....	2009-10
Troy Murphy.....	2010-11
Brandon Bass.....	2011-Present

**31**

Tom Boswell.....	1975-78
*Cedric Maxwell.....	1977-85
<b>(also wore #30)</b>	
Fred Roberts.....	1986-88
Ron Grandison.....	1988-89
Xavier McDaniel.....	1992-94
Derek Strong.....	1994-95
Joe Johnson.....	2001-02
Mikki Moore.....	2002-05
<b>(also wore #7)</b>	

**32\***

Steve Downing.....	1973-75
Ed Searcy.....	1975-76
Jeff Judkins.....	1978-80
*Kevin McHale.....	1980-93

**33\***

Garfield Smith.....	1970-72
Ben Clyde.....	1974-75
Steve Kuberski.....	1975-78
<b>(also wore #11)</b>	
*Larry Bird.....	1979-92

**34**

Clyde Lovellette.....	1962-64
<b>(also wore #4)</b>	
Bob Nordmann.....	1964-65
Jim Ard.....	1974-77
Bob Bigelow.....	1977-78

<b>(also wore #52)</b>	
Dennis Awtrye.....	1978-79
Rick Carlisle.....	1984-87
Kevin Gamble.....	1988-94
Xavier McDaniel.....	1994-95
<b>(also wore #31)</b>	
Doug Smith.....	1995-96
Frank Brickowski.....	1996-97
Reggie Hanson.....	1997-98
Paul Pierce.....	1998-present

**35\***

Paul Silas.....	1972-76
Tom Barker.....	1978-79
Billy Knight.....	1978-79
Charles Bradley.....	1981-83
Sly Williams.....	1985-86
*Reggie Lewis.....	1987-93

**36**

Shaquille O'Neal.....	2010-11
-----------------------	---------

**40**

Terry Duerod.....	1980-82
Carlos Clark.....	1983-85
Dino Radja.....	1993-97
Travis Knight.....	1997-98
Tony Battie.....	1998-99
<b>(also wore #4)</b>	
Calbert Cheaney.....	1999-00
Rick Brunson.....	2000-01
Joseph Forte.....	2001-02
Michael Finley.....	2009-10

**41**

Curtis Rowe.....	1976-79
Tony Massenbourg.....	1991-92
Marcus Webb.....	1992-93
Stacey King.....	1996-97
Eric Washington.....	1999-00
Bruno Sundov.....	2002-03
Michael Olowokandi.....	2006-07
James Posey.....	2007-08

**42**

Don Chaney.....	1968-75 & 1977-80
<b>(also wore #12)</b>	
Jerome Anderson.....	1975-76
Bobby Wilson.....	1976-77
Chris Ford.....	1978-82
Mark Acres.....	1987-89
Dave Popson.....	1990-91
Joe Wolf.....	1992-93
Steve Hamer.....	1996-97
Kedrick Brown.....	2001-02
<b>(also wore #5)</b>	
Vin Baker.....	2002-04
Tony Allen.....	2004-10

**43**

Earl Tatum.....	1978-79
Gerald Henderson.....	1979-84
Conner Henry.....	1986-88
Derek Smith.....	1990-91
Lorenzo Williams.....	1992-93
Tony Harris.....	1993-95
Brett Szabo.....	1996-97
Chris Carr.....	2000-01
Grant Long.....	2002-03
Kendrick Perkins.....	2003-11

**44**

Paul Westphal.....	1972-75
Dave Bing.....	1977-78
Pete Maravich.....	1979-80
Danny Ainge.....	1981-89
Rick Fox.....	1991-97
Eric Riley.....	1998-99
Adrian Griffin.....	1999-01
Jiri Welsch.....	2003-05
Brian Scalabrino.....	2005-10
Chris Wilcox.....	2011-Present

**45**

Frankie Sanders.....	1978-79
Eric Fernsten.....	1979-82
David Thurdick.....	1985-87
Ramon Rivas.....	1988-89
Tony Dawson.....	1994-95
Andrew DeClercq.....	1997-99
Ruben Wolkovyski.....	2002-03
Raef LaFrentz.....	2003-06
Carlos Arroyo.....	2010-11

**50**

Greg Kite.....	1983-88
Matt Wenstrom.....	1993-94
Theo Ratliff.....	2006-07
Eddie House.....	2007-10

**51**

Charles Claxton.....	1995-96
Todd Mundt.....	1995-96
Kevin Pinkney.....	2006-07
Keyon Dooling.....	2011-Present

**52**

Norm Cook.....	1976-77
Bob Bigelow.....	1977-78
<b>(also wore #34)</b>	
Earl Williams.....	1978-79
Darren Tillis.....	1982-83
Stojko Vrankovic.....	1990-91
<b>(also wore #11)</b>	
Vitaly Potapenko.....	1998-02
Ernest Brown.....	2003-04

**53**

Rick Robey.....	1978-83
Artis Gilmore.....	1987-88
Joe Kleine.....	1988-93
Alton Lister.....	1995-97

**54**

Zaid Abdul Aziz (Don Smith).....	1977-78
Brad Lohaus.....	1987-89
Ed Pinckney.....	1988-94
Larry Sykes.....	1995-96
Rodney Rogers.....	2002

**55**

Acie Earl.....	1993-95
Eric Williams.....	1995-97 & 1999-03
John Thomas.....	1997-98
Zan Tabak.....	1997-98
Dwayne Schintzius.....	1998-99
Walky Szczerbiak.....	2006-07
Luke Harangody.....	2010-11
E'Twaun Moore.....	2011-present

**56**

Brandon Hunter.....	2003-04
---------------------	---------

**66**

Scot Pollard.....	2007-08
-------------------	---------

**77**

Sasha Pavlovic.....	2010-11
---------------------	---------

**86**

Semih Erden.....	2010-11
Chris Johnson.....	2010-11

**88**

Antoine Walker.....	2004-05
<b>(also wore #8)</b>	

**93**

P. J. Brown.....	2007-08
------------------	---------

**99**

Roy Rogers, Jr.....	1997-1998
---------------------	-----------

**0**

Eric Montrous.....	1994-96
Julius Nwosu.....	1996-97
Marty Conlon.....	1996-97
<b>(also wore #30)</b>	
Walter McCarty.....	1996-05
Orien Greene.....	2005-06
Leon Powe.....	2006-09
Oliver Lafayette.....	2009-10
Avery Bradley.....	2010-present

**00\***

*Robert Parish.....	1980-94
---------------------	---------

RND NAME..... PICK..... COLLEGE

## 1947

- Eddie Ehlers..... 1..... Purdue
- Gene Stump..... DePaul
- Saul Mariaschin..... Harvard

## 1948

- George Hauptfuehrer..... Harvard

## 1949

- Tony Lavelli..... Yale
- George Kaftan..... Holy Cross
- Bill Tom..... Rice
- Ed Little..... Denver Junior College
- Bill Simpson..... Bates
- Bill Vandenberg..... Washington
- Duane Klueh..... Indiana State
- Emerson Speicher..... Bowling Green
- Bill Weight..... Brigham Young
- Russ Washburn..... Colby

## 1950

- Charlie Share..... Bowling Green
- Chuck Cooper..... Duquesne
- Bob Donham..... Ohio State
- Ken Reeves..... Louisville
- Jack Shelton..... Oklahoma A & M
- Frank Mahoney..... Brown
- Dale Barnstable..... Kentucky
- Frank Oftring..... Holy Cross
- Bob Cope..... Montana State
- Matt Forman..... Holy Cross

## 1951

- Ernie Barrett..... Kansas State
- John Furlong..... Pepperdine
- Bill Garrett..... Indiana
- John Azary..... Columbia
- Bob Barnett..... Evansville
- Rip Gish..... Western Kentucky
- Jim Luisi..... St. Francis (N.Y.)
- Hugo Kapplar..... North Carolina State

## 1952

- Bill Stauffer..... Missouri
- Jim Iverson..... Kansas State
- J.C. Maze..... Southwest Texas State
- Bob Hedderick..... Canisius
- Don Johnson..... Oklahoma A & M
- Jim Buchanan..... Nebraska
- Fred Eyd..... Cornell
- Gordon Mungier..... Spring Hill
- Jim Dilling..... Holy Cross
- Gene Conley..... Washington State

\*(Selected after draft meeting)

RND NAME..... PICK..... COLLEGE

## 1953

- Frank Ramsey..... Kentucky
- Chet Noe..... Oregon
- Cliff Hagan..... Kentucky
- Earle Markey..... Holy Cross
- John Holup..... George Washington
- Vern Stokes..... St. Francis (NY)
- Lou Tsiropoulos..... Kentucky
- Ted Lallier..... Colby
- Lewis Gilcrease..... Southwest Texas
- Tom Lillis..... St. Louis
- Gil Reich..... Kansas
- Jim Doherty..... Whitworth

## 1954

- Togo Palazzi..... Holy Cross
- Dwight Morrison..... Idaho
- Henry Daubenschmidt..... St. Francis (NY)
- Ron Perry..... Holy Cross
- Troy Burrus..... West Texas
- Otto Krieghauser..... Washington (MO)
- Paul Estergaard..... Bradley
- Jim Young..... Santa Clara
- Tony Daukas..... Boston College
- Bill Johnson..... Nebraska

## 1955

- Jim Loscutoff..... Oregon
- Dick Hemic..... Wake Forest
- Buzz Wilkinson..... Virginia
- Bart Leach..... Pennsylvania
- Bob Patterson..... Tulsa
- John Mahoney..... William and Mary
- John Moore..... UCLA
- Dean Parsons..... Washington
- Nick Romanoff..... College of Pacific
- Jim Ahearn..... Connecticut
- Carl Hartman..... Alderson-Broaddus
- Mark Davis..... Marietta
- Henry Dooley..... Wiley
- Bob Scuddeleari..... Cooper Union

## 1956

- Bill Russell..... 2..... San Francisco
- \* 1. Tom Heinsohn..... Holy Cross
- K.C. Jones..... San Francisco
- George Linn..... Alabama
- Dan Swartz..... Morehead
- Bill Logan..... Iowa
- Don Boldebeck..... Houston
- O'Neal Weaver..... Midwestern (TX)
- Vic Molodet..... North Carolina State
- Jim Houston..... Brandeis
- Theophileus Lloyd..... Maryland State

\* Territorial Choice

RND NAME..... PICK..... COLLEGE

## 1957

1. Sam Jones.....8.....North Carolina Central
2. Dick O'Neal.....16.....Texas Christian
3. Chuck Schramm.....24.....Western Illinois
4. Jim Ashmore.....32.....Mississippi State
5. Grady Wallace.....40.....South Carolina
6. Maurice King.....48.....Kansas
7. Dick Grott.....55.....Denver
8. Bill Von Weghe.....62.....Rhode Island
9. Joe Gibbon.....69.....Mississippi
10. Jack Butcher.....75.....Memphis State
11. Dick Neal.....78.....Indiana

## 1958

1. Ben Swain.....8.....Texas Southern
2. Jim Smith.....15.....Steubenville
3. Jim Cunningham.....23.....Fordham
4. Don Flora.....31.....Washington and Lee
5. Gene Brown.....39.....San Francisco
6. Dave Kelleher.....47.....Morehead
7. Rudy Finderson.....55.....Brandeis

## 1959

1. John Richter.....8.....North Carolina State
2. Gene Guarilia.....16.....George Washington
3. Ralph Crosthwaite.....24.....Eastern Kentucky
4. Ed Kazakovich.....32.....Scranton
5. Don Lange.....40.....William and Mary
6. Bob Cumings.....48.....Boston University

## 1960

1. Tom Sanders.....8.....New York University
2. Leroy Wright.....16.....College of Pacific
3. Mike Graney.....24.....Notre Dame
4. Sid Cohen.....32.....Kentucky
5. Wayne Lawrence.....40.....Texas A & M
6. George Newman.....48.....Kentucky

## 1961

1. Gary Phillips.....9.....Houston
2. Al Butler.....17.....Niagara
3. Bill Depp.....31.....Vanderbilt
4. Carl Cole.....39.....Eastern Kentucky
5. Bob DiStefano.....48.....North Carolina State
6. Ned Twyman.....57.....Duquesne
7. Mel Klein.....66.....Aberdeen State

## 1962

1. John Havlicek.....7.....Ohio State
2. Jack Foley.....16.....Holy Cross
3. Jim Hadnot.....25.....Providence
4. Roger Strickland.....34.....Jacksonville
5. Gary Daniels.....43.....Citadel
6. Jim Hooley.....52.....Boston College
7. Clyde Arnold.....60.....Duquesne
8. Chuck Chevalier.....69.....Boston College
9. Mike Cingiser.....78.....

Brown

RND NAME..... PICK..... COLLEGE

## 1963

1. Bill Green.....8.....Colorado State
3. Chuck Kriston.....26.....Valparaiso
4. Connie McGuire.....35.....Southeast Oklahoma
5. W.D. Stroud.....44.....Mississippi State
6. Vinnie Ernst.....53.....Providence
7. Herb McGee.....62.....Philadelphia Textile

## 1964

1. Mel Counts.....7.....Oregon State
2. Ron Bonham.....16.....Cincinnati
3. John Thompson.....25.....Providence
4. Joe Strawder.....34.....Bradley
5. Nick Werkman.....43.....Seton Hall
6. Leverne Tart.....52.....Bradley
7. Rich Falk.....61.....Northwestern
8. Jeff Blue.....70.....Butler
9. Charlie Kelley.....77.....West Virginia
10. Duane Corriveau.....84.....Clark

## 1965

1. Ollie Johnson.....7.....San Francisco
2. Ron Watts.....13.....Wake Forest
3. Toby Kimball.....22.....Connecticut
4. Richie Tarrant.....31.....St. Michael's
5. Don Davidson.....40.....Davidson
6. Hack Tison.....49.....Duke
7. George Deehan.....58.....Lenoir Rhyne

## 1966

1. Jim Barnett.....8.....Oregon
2. Leon Clark.....18.....Wyoming
3. Gary Turner.....28.....Texas Christian
4. John Austin.....38.....Boston College
6. Charlie Hunter.....58.....Oklahoma City
7. Gerry Ward.....67.....Maryland
8. Russ Gumina.....76.....San Francisco

## 1967

1. Mal Graham.....11.....New York University
4. Neville Shed.....40.....Texas—El Paso
5. Mike Redd.....52.....Kentucky Wesleyan
6. Ed Hummer.....64.....Princeton
7. Edgar Lacey.....76.....UCLA
8. Andy Anderson.....88.....Canisius
9. Henry Brown.....99.....Lowell Tech
10. Rick Weitzman.....110.....Northeastern
11. Joe Harrington.....120.....Maryland

RND NAME..... PICK..... COLLEGE

### 1968

1.	Don Chaney	12	Houston
3.	Garfield Smith	32	Eastern Kentucky
4.	Rich Johnson	46	Grambling
5.	Thad Jaracz	60	Kentucky
6.	Jerry Newsome	74	Indiana State
7.	Mike Lewis	88	Duke
8.	Julius Keye	102	Alcorn A & M
9.	Bill Butler	116	St. Bonaventure
10.	Ivan Leschinsky	130	Long Island
11.	Tom Neimeir	143	Evansville
12.	Bill Langheld	156	Fordham
13.	Art Stephenson	168	Rhode Island
14.	Keith Hochstein	179	Holy Cross

### 1969

1.	Jojo White	9	Kansas
3.	Julius Keye	38	Alcorn A & M
4.	Steve Kuberski	52	Bradley
5.	George Thompson	66	Marquette
6.	Dolph Pulliam	80	Drake
7.	Jim Johnson	94	Wisconsin
8.	Bob Whitmore	108	Notre Dame
9.	Gordon Smith	122	Cincinnati
10.	Jim Picka	136	High Point
11.	Larry Frinston	150	Kenyon
12.	Rod Forbes	163	Boston State
13.	Billy Evans	175	Boston College

### 1970

1.	Dave Cowens	4	Florida State
2.	Rex Morgan	21	Jacksonville
3.	Willie Williams	38	Florida State
4.	John McKinney	55	Norfolk State
5.	Tom Carter	72	Paul Quinn
6.	Rod McIntyre	89	Jacksonville
7.	Charlie Scott	106	North Carolina
8.	Bob Croft	123	Tennessee
9.	Tom Little	140	Seattle
10.	Mike Maloy	157	Davidson

### 1971

1.	Clarence Glover	10	Western Kentucky
2.	Jim Rose	28	Western Kentucky
3.	Dave Robisch	44	Kansas
4.	Randy Denton	61	Duke
6.	Thorpe Webber	95	Vanderbilt
7.	Skip Young	112	Florida State
8.	John Ribock	129	South Carolina
9.	Ray Green	145	California State (Pa.)
10.	Dave Dover	161	Harvard
11.	Reggie Brooks	176	NH College
12.	Alan Dalton	189	Suffolk
13.	Leroy Chalk	201	Nebraska

RND NAME..... PICK..... COLLEGE

### 1972

1.	Paul Westphal	10	Southern California
2.	Dennis Wuycik	27	North Carolina
3.	Wayne Grabiec	44	Michigan
4.	Nate Stephens	61	Long Beach
5.	Bryan Adrian	77	Davidson
6.	Doug Holcomb	94	Memphis State
7.	Steve Previs	111	North Carolina
8.	Sam McCarney	127	Oral Roberts
10.	Marty Hunt	154	Kenyon
11.	Mark Minor	165	Ohio State
12.	Phil Stephens	173	South Carolina State

### 1973

1.	Steve Downing	17	Indiana
2.	Phil Hankinson	35	Pennsylvania
3.	Martinez Denmon	52	Iowa State
4.	Richard Fuqua	69	Oral Roberts
5.	Byron Jones	86	San Francisco
6.	Joe Cafferky	103	North Carolina State
7.	Mike Stewart	120	Santa Clara
8.	Robert White	137	Sam Houston
9.	Corky Taylor	151	Minnesota
10.	Steve Turner	165	Vanderbilt
11.	Ed Hastings	174	Villanova
12.	Bruce Winkler	182	Santa Clara
13.	Scott Koelzer	188	Montana State
14.	Rick Williams	193	Iowa
15.	James Gilchrist	198	Florida Southern
16.	Sam Barber	202	Bethune Cookman
17.	Lamont King	206	Long Beach State
18.	Peter Gavitt	208	Maine
19.	Tom Austin	210	Massachusetts

### 1974

1.	Glenn McDonald	17	Long Beach State
2.	Kevin Stacom	35	Providence
3.	Roscoe Pondexter	53	Long Beach State
4.	Lerman Battle	71	Fairmont State
5.	Ben Clyde	89	Florida State
6.	Gene Harmon	107	Creighton
7.	Ron Brown	125	Penn State
8.	Richard Wallace	143	Georgia Southern
9.	Al Skinner	160	Massachusetts
10.	Phil Rodgers	177	Fairfield

### 1975

1.	Tom Boswell	17	South Carolina
3.	Jerome Anderson	53	West Virginia
4.	Cyrus Mann	72	Illinois State
5.	Darrell Brown	89	Fordham
6.	Rick Coleman	108	Jacksonville
7.	Al Boswell	125	Oral Roberts
8.	Roger Morningstar	144	Kansas
9.	Robert Rhodes	159	Albany State
10.	Bill Endicott	174	Massachusetts

**RND NAME..... PICK..... COLLEGE**

**1976**

1. Norm Cook.....16.....Kansas
3. Jerrel Fort.....51.....Nebraska
4. Lewis Linder.....67.....Kentucky State
5. Lewis McKinney.....85.....St. Louis
6. Art Collins.....103.....Biscayne
7. Ralph Drollinger.....121.....UCLA
8. John Clark.....139.....Northeastern
9. Bill Collins.....157.....Boston College
10. Otho Tucker.....175.....Illinois

**1977**

1. Cedric Maxwell.....12.....UNC-Charlotte
3. Skip Brown.....56.....Wake Forest
4. Jeff Cummings.....78.....Tulane
5. Bill Langloh.....100.....Virginia
6. Ray Pace.....122.....Rutgers-Camden
7. Dave Kyle.....142.....Cleveland State
8. Tom Harris.....161.....Bowling Green

**1978**

1. Larry Bird.....6.....Indiana State
1. Freeman Williams.....8.....Portland State
2. Jeff Judkins.....30.....Utah
3. Dana Skinner.....50.....Merrimack
4. Dave Nelson.....72.....Bloomfield (N.J.)
5. Greg Tynes.....94.....Seton Hall
6. Dave Winey.....116.....Minnesota
7. Steve Balkun.....137.....Fairfield
8. Kim Fisher.....156.....Fairfield
9. Les Anderson.....173.....George Washington
10. Walter Harrigan.....188.....Brandeis

**1979**

3. Wayne Kreklow.....53.....Drake
3. Ernesto Malcolm.....61.....Briardcliff
4. Nick Galis.....68.....Seton Hall
5. Jimmy Allen.....90.....New Haven
6. Marvin Delph.....110.....Arkansas
7. Steve Castellani.....130.....Virginia
8. Glen Sudhop.....149.....North Carolina State
9. Kevin Sinnett.....168.....Navy
10. Alton Byrd.....186.....Columbia

**1980**

1. Kevin McHale.....3.....Minnesota
2. Arnette Hallman.....46.....Purdue
3. Ron Perry Jr.....54.....Holy Cross
3. Donald Newman.....69.....Idaho
4. Kevin Hamilton.....92.....Iona
5. Rufus Harris.....115.....Maine
6. Ken Evans.....138.....Norfolk State
7. Les Henson.....160.....Virginia Tech
8. Steve Wright.....179.....Boston University
9. Brian Jung.....199.....Northwestern
10. John Nolan.....214.....Providence

**RND NAME..... PICK..... COLLEGE**

**1981**

- 1.Charles Bradley.....23.....Wyoming
- 2.Tracy Jackson.....25.....Notre Dame
- 2.Danny Ainge.....31.....Brigham Young
- 3.John Johnson.....69.....Michigan
- 4.Stanley Williams.....91.....LaSalle
- 5.Glen Grunwald.....115.....Indiana
- 6.Steve Waite.....137.....Iowa
- 7.Tom Seaman.....161.....Holy Cross
- 8.George Morrow.....182.....Creighton
- 9.Greg McCray.....203.....Va. Comm.
- 10.Ken Matthews.....222.....No. Car. St.

**1982**

- 1.Darren Tillis.....23.....Cleveland State
- 2.Tony Guy.....46.....Kansas
- 3.Perry Moss.....69.....Northeastern
- 4.Greg Stewart.....92.....Tulsa
- 5.William Brown.....115.....St. Peter's
- 6.John Schweitz.....138.....Richmond
- 7.Phil Collins.....161.....West Virginia
- 8.Ed Spriggs.....184.....Georgetown
- 9.Panayoti Giannakis.....205.....Hellenic
- 10.Landon Turner.....225.....Indiana

**1983**

- 1.Greg Kite.....21.....Brigham Young
- 3.Winfred King.....52.....E. Tenn. St.
- 3.Craig Robinson.....68.....Virginia
- 4.Carlos Clark.....91.....Mississippi
- 5.Rob Reitz.....114.....Stonehill
- 6.Paul Atkins.....137.....Dallas Baptist
- 7.Ron Jackson.....160.....Providence
- 8.Trent Johnson.....183.....Pittsburgh
- 9.John Rice.....205.....UMass-Boston
- 10.Andy Kupec.....226.....Bentley

**1984**

- 1.Michael Young.....24.....Houston
- 2.Ronnie Williams.....47.....Florida
- 3.Rick Carlisle.....70.....Virginia
- 4.Kevin Mullin.....93.....Princeton
- 5.Todd Orlando.....116.....Bentley
- 6.Steve Carfino.....139.....Iowa
- 7.Mark VanValkenburg.....162.....Fram. State
- 8.Champ Godboldt.....184.....Holy Cross
- 9.Joe Dickson.....206.....Merrimack
- 10.Dan Trant.....228.....Clark

**1985**

- 1.Sam Vincent.....20.....Michigan State
- 3.Andre Battle.....70.....Loyola (IL)
- 4.Cliff Webber.....93.....Liberty Baptist
- 5.Albert Butts.....116.....LaSalle
- 6.Ralph Lewis.....139.....LaSalle
- 7.Chris Remley.....162.....Rutgers

RND NAME..... PICK..... COLLEGE

### 1986

- |                      |          |            |
|----------------------|----------|------------|
| 1. Len Bias.....     | 2.....   | Maryland   |
| 4. Tony Benford..... | 93.....  | Texas Tech |
| 5. Dave Colbert..... | 116..... | Dayton     |
| 6. Greg Wendt.....   | 139..... | Detroit    |
| 7. Tom Ivey.....     | 162..... | Boston U.  |

### 1987

- |                        |          |                    |
|------------------------|----------|--------------------|
| 1. Reggie Lewis.....   | 22.....  | Northeastern       |
| 2. Brad Lohaus.....    | 45.....  | Iowa               |
| 4. Tom Sheehey.....    | 70.....  | Virginia           |
| 5. Darryl Kennedy..... | 91.....  | Oklahoma           |
| 4. David Butler.....   | 114..... | California         |
| 6. Tim Naegeli.....    | 137..... | Wisc-Stevens Point |
| 7. Gerry Corcoran..... | 160..... | Northeastern       |

### 1988

- |                       |         |      |
|-----------------------|---------|------|
| 1. Brian Shaw.....    | 24..... | UCSB |
| 3. Gerald Paddio..... | 74..... | UNLV |

### 1989

- |                       |         |               |
|-----------------------|---------|---------------|
| 1. Michael Smith..... | 13..... | Brigham Young |
| 2. Dino Radja.....    | 40..... | Croatia       |

### 1990

- |                   |         |              |
|-------------------|---------|--------------|
| 1. Dee Brown..... | 19..... | Jacksonville |
|-------------------|---------|--------------|

### 1991

- |                  |         |                |
|------------------|---------|----------------|
| 1. Rick Fox..... | 24..... | North Carolina |
|------------------|---------|----------------|

### 1992

- |                            |         |              |
|----------------------------|---------|--------------|
| 1. Jon Barry.....          | 21..... | Georgia Tech |
| 2. Darren Morningstar..... | 47..... | Pittsburgh   |

### 1993

- |                   |         |      |
|-------------------|---------|------|
| 1. Acie Earl..... | 19..... | Iowa |
|-------------------|---------|------|

### 1994

- |                        |         |                  |
|------------------------|---------|------------------|
| 1. Eric Montross.....  | 8.....  | North Carolina   |
| 2. Andrei Fetisov..... | 36..... | Forum Valladolid |

### 1995

- |                         |         |            |
|-------------------------|---------|------------|
| 1. Eric Williams.....   | 14..... | Providence |
| 2. Junior Burrough..... | 33..... | Virginia   |

### 1996

- |                        |         |           |
|------------------------|---------|-----------|
| 1. Antoine Walker..... | 6.....  | Kentucky  |
| 2. Steve Hamer.....    | 38..... | Tennessee |

### 1997

- |                          |         |                         |
|--------------------------|---------|-------------------------|
| 1. Chauncey Billups..... | 3.....  | Colorado                |
| 1. Ron Mercer.....       | 6.....  | Kentucky                |
| 2. Ben Pepper.....       | 56..... | Newcastle Falcons (NBL) |

### 1998

- |                     |         |        |
|---------------------|---------|--------|
| 1. Paul Pierce..... | 10..... | Kansas |
|---------------------|---------|--------|

### 1999

- |                    |         |       |
|--------------------|---------|-------|
| 2. Kris Clack..... | 55..... | Texas |
|--------------------|---------|-------|

### 2000

- |                      |         |               |
|----------------------|---------|---------------|
| 1. Jerome Moiso..... | 11..... | UCLA          |
| 2. Josip Sesar*..... | 49..... | Cibona Zagreb |

RND NAME..... PICK..... COLLEGE

\*originally selected by Seattle, acquired in draft day trade

### 2001

- |                        |         |                    |
|------------------------|---------|--------------------|
| 1. Joe Johnson.....    | 10..... | Arkansas           |
| 1. Kendrick Brown..... | 11..... | Okaloosa-Walton CC |
| 1. Joseph Forte.....   | 21..... | North Carolina     |

### 2002

- |                         |         |             |
|-------------------------|---------|-------------|
| 2. Darius Songaila..... | 50..... | Wake Forest |
|-------------------------|---------|-------------|

### 2003

- |                        |         |                 |
|------------------------|---------|-----------------|
| 1. Troy Bell.....      | 16..... | Boston College* |
| 1. Dahntay Jones.....  | 20..... | Duke*           |
| 2. Brandon Hunter..... | 56..... | Ohio University |

\* Picks traded on Draft Night to the Memphis Grizzlies for Marcus Banks (selected 11<sup>th</sup>) & Kendrick Perkins (selected 27<sup>th</sup>).

### 2004

- |                      |         |                    |
|----------------------|---------|--------------------|
| 1. Al Jefferson..... | 15..... | Prentiss H.S. (MS) |
| 1. Delonte West..... | 24..... | St. Josephs        |
| 1. Tony Allen.....   | 25..... | Oklahoma State     |
| 2. Justin Reed.....  | 40..... | Mississippi        |

### 2005

- |                      |         |                          |
|----------------------|---------|--------------------------|
| 1. Gerald Green..... | 18..... | Gulf Shores Academy (TX) |
| 2. Ryan Gomes.....   | 50..... | Providence               |
| 2. Orien Greene..... | 53..... | Louisiana-Lafayette      |

### 2006

- |                     |         |             |
|---------------------|---------|-------------|
| 1. Rajon Rondo..... | 21..... | Kentucky*   |
| 2. Leon Powe.....   | 49..... | California* |

\* Picks acquired on Draft Night, Rondo from the Phoenix Suns and Powe from the Denver Nuggets.

### 2007

- |                     |         |                     |
|---------------------|---------|---------------------|
| 1. Jeff Green.....  | 5.....  | Georgetown*         |
| 2. Gabe Pruitt..... | 32..... | Southern California |

\* Draft rights traded with Wally Szczerbiak and Delonte West to the Seattle Supersonics in exchange for Ray Allen and the draft rights to Glen Davis (selected 35<sup>th</sup>).

### 2008

- |                      |         |               |
|----------------------|---------|---------------|
| 1. J.R. Giddens..... | 30..... | New Mexico    |
| 2. Bill Walker.....  | 47..... | Kansas State* |
| 2. Semih Erden.....  | 60..... | Turkey        |

\* Pick acquired draft night from Washington.

### 2009

- |                       |         |                  |
|-----------------------|---------|------------------|
| 2. Lester Hudson..... | 58..... | Tennessee-Martin |
|-----------------------|---------|------------------|

### 2010

- |                        |         |            |
|------------------------|---------|------------|
| 1. Avery Bradley.....  | 19..... | Texas      |
| 2. Luke Harangody..... | 52..... | Notre Dame |

### 2011

- |                        |         |             |
|------------------------|---------|-------------|
| 1. Marshon Brooks..... | 25..... | Providence* |
| 2. E'Twaun Moore.....  | 55..... | Notre Dame  |

\* Draft rights traded to New Jersey in exchange for the draft rights to Juluan Johnson (selected 27<sup>th</sup>).

## PRESIDENTS

1946-63.....	Walter Brown
1963-65.....	Lou Pieri
1965-67.....	Jack Waldron
1967-68.....	Clarence Adams
1968-70.....	Jack Waldron
1970-97.....	Red Auerbach
1997-01.....	Rick Pitino
2001-07.....	Red Auerbach
2007-present.....	Rich Gotham

## GENERAL MANAGERS

1946-50.....	Walter Brown
1950-64.....	Walter Brown (Business Operations)/ Red Auerbach (Basketball Operations)
1964-84.....	Red Auerbach
1984-90.....	Jan Volk
1990-94.....	Dave Gavitt (Senior Executive VP)/ Jan Volk (GM)
1994-97.....	Jan Volk (GM)/M.L. Carr (Director of Basketball Operations)
1997-2007.....	Chris Wallace
2003-present.....	Danny Ainge (President of Basketball Operations)

## HEAD COACHES

1946-48.....	Honey Russell Released after 1947-48
1948-50.....	Doggie Julian Hired April 11, 1948; Resigned after 1949-50
1950-66.....	Red Auerbach Hired April 27, 1950; Announced resignation before 1965-66, effective after the 1966 playoffs
1966-69.....	Bill Russell Retired as player/coach after 1968-69 season
1969-78.....	Tom Heinsohn Released January 3, 1978
1978.....	Tom Sanders Hired January 3, 1978; Released November, 1978
1978-79.....	Dave Cowens Relinquished coaching duties after 1978-79
1979-83.....	Bill Fitch Hired May 23, 1979; Resigned May 27, 1983
1983-88.....	K.C. Jones Hired June 7, 1983; Announced resignation on May 3, 1988, effective after the 1988 playoffs
1988-90.....	Jim Rodgers Released May 8, 1990
1990-95.....	Chris Ford Hired June 12, 1990; Released May 17, 1995
1995-97.....	M.L. Carr Hired June 20, 1995, Relinquished H.C. title April 30, 1997
1997-01.....	Rick Pitino Hired May 8, 1997 Resigned January 8, 2001 Jim O'Brien named Interim Head Coach
2001-2004.....	Jim O'Brien Named Head Coach April 24, 2001 Resigned January 27, 2004. John Carroll named Interim Head Coach
2004-present.....	Glenn "Doc" Rivers Hired April 29, 2004

## ASSISTANT COACHES

1946-48.....	Danny Silva
1948-50.....	Henry McCarthy
1949-50.....	Art Spector
1972-77.....	John Killilea
1977-78.....	Tom Sanders
1977-83.....	K.C. Jones
1978-79.....	Bob MacKinnon
1980-88.....	Jim Rodgers
1983-90.....	Chris Ford
1984-88.....	Ed Badger
1988-90.....	Lanny Van Eman
1990-96.....	Don Casey
1990-94.....	Jon P. Jennings
1993-97.....	Dennis Johnson
1995-97.....	John Kuester
1997-98.....	Winston Bennett
1998-00.....	Andy Enfield
1997-01.....	Jim O'Brien
1997-04.....	John Carroll
1998-04.....	Lester Conner
2001-04.....	Dick Harter
2001-04.....	Frank Vogel
2002-04.....	Joe Gallagher
2004-06.....	Jim Brewer
2004-06.....	Paul Pressey
2004-05.....	Kevin Eastman
2006-present.....	Kevin Eastman
2004-07.....	Tony Brown
2004-present.....	Armond Hill
2004-07.....	Dave Wohl
2006-10.....	Clifford Ray
2007-10.....	Tom Thibodeau
2007-present.....	Mike Longabardi
2010-11.....	Roy Rogers
2010-11.....	Lawrence Frank
2011-present.....	Jamie Young
2011-present.....	Tyronn Lue

## TEAM CAPTAINS (SINCE 1950)

1950-63.....	Bob Cousy
1963-69.....	Bill Russell
1969-78.....	John Havlicek
1978-80.....	Dave Cowens
1980-92.....	Larry Bird
1992-93.....	Reggie Lewis
1993-94.....	Robert Parish
1994-95.....	Dee Brown and Dominique Wilkins
1995-96.....	Dee Brown
1996-97.....	Rick Fox
1997-98.....	Dee Brown, Pervis Ellison, Antoine Walker
1998-99.....	Antoine Walker
1999-00.....	Antoine Walker and Dana Barros
2000-03.....	Antoine Walker and Paul Pierce
2003-present.....	Paul Pierce

## BY YEAR

\*NBA Championships ..

YEAR	COACH	REGULAR SEASON		PLAYOFFS	
		W	L	W	L
1946-47	John (Honey) Russell	22	38	-	-
1947-48	John (Honey) Russell	20	28	1	2
1948-49	Alvin (Doggie) Julian	25	35	-	-
1949-50	Alvin (Doggie) Julian	22	46	-	-
1950-51	Arnold (Red) Auerbach	39	30	0	2
1951-52	Arnold (Red) Auerbach	39	27	1	2
1952-53	Arnold (Red) Auerbach	46	25	3	3
1953-54	Arnold (Red) Auerbach	42	30	2	4
1954-55	Arnold (Red) Auerbach	36	36	5	4
1955-56	Arnold (Red) Auerbach	39	33	1	2
* 1956-57	Arnold (Red) Auerbach	44	28	7	3
1957-58	Arnold (Red) Auerbach	49	23	6	5
* 1958-59	Arnold (Red) Auerbach	52	20	8	3
* 1959-60	Arnold (Red) Auerbach	59	16	8	5
* 1960-61	Arnold (Red) Auerbach	57	22	8	2
* 1961-62	Arnold (Red) Auerbach	60	20	8	6
* 1962-63	Arnold (Red) Auerbach	58	22	8	5
* 1963-64	Arnold (Red) Auerbach	59	21	8	2
* 1964-65	Arnold (Red) Auerbach	62	18	8	4
* 1965-66	Arnold (Red) Auerbach	54	26	11	6
1966-67	Bill Russell	60	21	4	5
* 1967-68	Bill Russell	54	28	12	7
* 1968-69	Bill Russell	48	34	12	6
1969-70	Tom Heinsohn	34	48	-	-
1970-71	Tom Heinsohn	44	38	-	-
1971-72	Tom Heinsohn	56	26	5	6
1972-73	Tom Heinsohn	68	14	7	6
* 1973-74	Tom Heinsohn	56	26	12	6
1974-75	Tom Heinsohn	60	22	6	5
* 1975-76	Tom Heinsohn	54	28	12	6
1976-77	Tom Heinsohn	44	38	5	4
1977-78	Tom Heinsohn	11	23	-	-
	Thomas (Satch) Sanders	21	27	-	-
1978-79	Thomas (Satch) Sanders	2	12	-	-
	Dave Cowens	27	41	-	-

YEAR	COACH	REGULAR SEASON		PLAYOFFS	
		W	L	W	L
1979-80	Bill Fitch	61	21	5	4
* 1980-81	Bill Fitch	62	20	12	5
1981-82	Bill Fitch	63	19	7	5
1982-83	Bill Fitch	56	26	2	5
* 1983-84	K.C. Jones	62	20	15	8
1984-85	K.C. Jones	63	19	13	8
* 1985-86	K.C. Jones	67	15	15	3
1986-87	K.C. Jones	59	23	13	10
1987-88	K.C. Jones	57	25	9	8
1988-89	Jim Rodgers	42	40	0	3
1989-90	Jim Rodgers	52	30	2	3
1990-91	Chris Ford	56	26	5	6
1991-92	Chris Ford	51	31	6	4
1992-93	Chris Ford	48	34	1	3
1993-94	Chris Ford	32	50	-	-
1994-95	Chris Ford	35	47	1	3
1995-96	M.L. Carr	33	49	-	-
1996-97	M.L. Carr	15	67	-	-
1997-98	Rick Pitino	36	46	-	-
1998-99	Rick Pitino	19	31	-	-
1999-00	Rick Pitino	35	47	-	-
2000-01	Rick Pitino	12	22	-	-
	Jim O'Brien	24	24	-	-
2001-02	Jim O'Brien	49	33	9	7
2002-03	Jim O'Brien	44	38	4	6
2003-04	Jim O'Brien	22	24	-	-
	John Carroll	22	0	4	4
2004-05	Glenn "Doc" Rivers	45	37	3	4
2005-06	Glenn "Doc" Rivers	33	49	0	0
2006-07	Glenn "Doc" Rivers	24	58	0	0
* 2007-08	Glenn "Doc" Rivers	66	16	16	10
2008-09	Glenn "Doc" Rivers	62	20	7	7
2009-10	Glenn "Doc" Rivers	50	32	15	9
2010-11	Glenn "Doc" Rivers	56	26	5	4
<b>TOTALS</b>	<b>16 COACHES</b>	<b>3028</b>	<b>2057</b>	<b>331</b>	<b>240</b>

## BY COACH

COACH	REGULAR SEASON	PLAYOFFS
John Russell	42-66 (.389)	1-2 (.333)
Alvin Julian	47-81 (.367)	0-0 (.000)
Red Auerbach	795-397 (.667)	90-58 (.608)
Bill Russell	162-83 (.661)	28-18 (.609)
Tom Heinsohn	427-263 (.619)	47-33 (.588)
Tom Sanders	23-39 (.371)	0-0 (.000)
Dave Cowens	27-41 (.397)	0-0 (.000)
Bill Fitch	242-86 (.738)	26-19 (.578)
K.C. Jones	308-102 (.751)	65-37 (.637)
Jim Rodgers	94-70 (.573)	2-6 (.250)
Chris Ford	222-188 (.541)	13-16 (.448)
M.L. Carr	48-116 (.293)	0-0 (.000)
Rick Pitino	102-146 (.411)	0-0 (.000)
Jim O'Brien	139-119 (.538)	13-13 (.500)
John Carroll	14-22 (.388)	0-4 (.000)
Glenn "Doc" Rivers	336-238 (.585)	46-34 (.575)
<b>TOTALS</b>	<b>3028-2057 (.596)</b>	<b>331-240 (.580)</b>

# YEARLY WIN/LOSS RECORDS

# TRADITION

YEAR	HOME	ROAD	NEUTRAL	TOTAL	PCT	POS	GA/GB
1946-47	14-16	8-22		22-38	.367	6	-27
1947-48	11-13	9-15		20-28	.417	3	-7
1948-49	17-12	7-20	1-3	25-35	.417	5	-13
1949-50	12-14	5-28	5-4	22-46	.324	6	-31
1950-51	26-6	9-22	4-2	39-30	.565	2	-25
1951-52	22-7	10-19	7-1	39-27	.591	2	-1
1952-53	21-3	11-18	14-4	46-25	.648	3	-15
1953-54	16-6	11-19	15-5	42-30	.583	2	-2
1954-55	20-5	5-22	11-9	36-36	.500	3	-7
1955-56	20-7	12-15	7-11	39-33	.542	2	-6
1956-57	27-4	12-19	5-5	44-28	.611	1	+6
1957-58	25-4	17-13	7-6	49-23	.681	1	+8
1958-59	26-4	13-15	13-1	52-20	.722	1	+2
1959-60	25-2	23-9	11-5	59-16	.787	1	+10
1960-61	21-7	24-11	12-4	57-22	.722	1	+11
1961-62	23-5	26-12	11-3	60-20	.750	1	+11
1962-63	25-5	21-16	12-1	58-22	.725	1	+10
1963-64	26-4	21-17	12-0	59-21	.738	1	+4
1964-65	27-3	27-11	8-4	62-18	.755	1	+14
1965-66	26-5	19-18	9-3	54-26	.675	2	-1
1966-67	27-4	25-11	8-6	60-21	.741	2	-8
1967-68	28-9	20-16	6-3	54-28	.659	2	-8
1968-69	24-12	21-19	3-3	48-34	.585	4	-9
1969-70	16-21	13-27	5-0	34-48	.415	6	-26
1970-71	25-14	18-22	1-2	44-38	.537	3	-8
1971-72	32-9	21-16	3-1	56-26	.683	1	+8
1972-73	33-6	32-8	3-0	68-14	.829	1	+11
1973-74	26-6	21-18	9-2	56-26	.683	1	+7
1974-75	28-13	32-9		60-22	.732	1	+11
1975-76	31-10	23-18		54-28	.659	1	+8
1976-77	28-13	16-25		44-38	.537	2	-6
1977-78	24-17	8-33		32-50	.390	3	-23
1978-79	21-20	8-33		29-53	.354	5	-25
1979-80	35-6	26-15		61-21	.744	1	+2
1980-81	35-6	27-14		62-20	.756	1	0
1981-82	35-6	28-13		63-19	.768	1	+5
1982-83	33-8	23-18		56-26	.683	2	-9
1983-84	33-8	29-12		62-20	.756	1	+10
1984-85	35-6	28-13		63-19	.768	1	+5
1985-86	40-1	27-14		67-15	.817	1	+13
1986-87	39-2	20-21		59-23	.720	1	+14
1987-88	36-5	21-20		57-25	.695	1	+9
1988-89	32-9	10-31		42-40	.512	3	-10
1989-90	30-11	22-19		52-30	.634	2	-1
1990-91	35-6	21-20		56-26	.683	1	+12
1991-92	34-7	17-24		51-31	.622	1	0
1992-93	28-13	20-21		48-34	.585	2	-12
1993-94	18-23	14-27		32-50	.390	5	-25
1994-95	20-21	15-26		35-47	.427	3	-22
1995-96	18-23	15-26		33-49	.402	5	-27
1996-97	11-30	4-37		15-67	.183	7	-46
1997-98	24-17	12-29		36-46	.439	6	-19
1998-99	10-15	9-16		19-31	.380	5	-14
1999-00	26-15	9-32		35-47	.427	5	-17
2000-01	20-21	16-25		36-46	.439	5	-20
2001-02	27-14	22-19		49-33	.598	2	-3
2002-03	25-16	19-22		44-38	.537	3	-5
2003-04	19-22	17-24		36-46	.439	4	-11
2004-05	27-14	18-23		45-37	.549	1	+2
2005-06	21-20	12-29		33-49	.400	3	-16
2006-07	12-29	12-29		24-58	.293	5	-23
2007-08	35-6	31-10		66-16	.805	1	+25
2008-09	35-6	27-14		62-20	.756	1	+21
2009-10	24-17	26-15		50-32	.610	1	+10
2010-11	33-8	23-18		56-26	.683	1	+14
<b>TOTALS</b>	<b>1658-697</b>	<b>1168-1272</b>	<b>202-88</b>	<b>3028-2057</b>			
	<b>(.704)</b>	<b>(.479)</b>	<b>(.697)</b>	<b>(.596)</b>			

SEASON	OCT	NOV	DEC	JAN	FEB	MARCH	APRIL	MAY	TOTAL
1946-47	0-0	2-10	3-10	8-5	4-6	5-7	0-0		22-38
1947-48	0-0	5-5	6-4	3-9	3-7	3-3	0-0		20-28
1948-49	0-0	5-8	5-6	3-12	6-5	6-4	0-0		25-35
1949-50	0-0	4-11	7-6	4-10	6-9	1-10	0-0		22-46
1950-51	0-0	10-7	7-6	9-5	9-6	4-6	0-0		39-30
1951-52	0-0	9-4	8-6	6-6	9-7	7-4	0-0		39-27
1952-53	1-0	8-5	10-6	10-9	10-3	7-2	0-0		46-25
1953-54	0-0	5-8	12-8	7-6	13-6	5-2	0-0		42-30
1954-55	0-2	5-5	8-7	12-6	7-10	4-6	0-0		36-36
1955-56	0-0	5-4	10-5	11-11	9-8	4-5	0-0		39-33
1956-57	1-0	10-3	9-7	11-6	10-7	3-5	0-0		44-28
1957-58	3-0	12-1	9-6	9-8	12-5	4-3	0-0		49-23
1958-59	0-1	10-4	13-4	13-4	13-4	3-3	0-0		52-20
1959-60	3-0	12-4	15-0	11-7	15-4	3-1	0-0		59-16
1960-61	2-1	12-2	10-8	14-5	12-5	7-1	0-0		57-22
1961-62	2-0	12-3	15-2	10-8	15-5	6-2	0-0		60-20
1962-63	4-1	11-4	9-5	14-6	13-5	7-1	0-0		58-22
1963-64	4-0	11-1	10-4	11-8	15-6	8-2	0-0		59-21
1964-65	8-0	8-5	15-2	15-2	11-4	5-5	0-0		62-18
1965-66	3-3	11-2	10-4	10-7	12-7	8-3	0-0		54-26
1966-67	4-1	11-3	12-4	13-4	10-5	10-4	0-0		60-21
1967-68	5-0	10-5	10-5	10-7	12-5	7-6	0-0		54-28
1968-69	4-2	11-4	7-6	12-6	7-9	7-7	0-0		48-34
1969-70	2-4	5-11	8-7	7-10	8-7	4-9	0-0		34-48
1970-71	5-5	8-5	9-7	8-9	8-8	6-4	0-0		44-38
1971-72	6-2	8-7	13-3	10-6	10-5	9-3	0-0		56-26
1972-73	9-0	9-3	11-3	12-3	12-4	15-1	0-0		68-14
1973-74	5-3	11-1	13-2	7-6	9-6	11-8	0-0		56-26
1974-75	3-4	8-6	10-3	13-1	10-4	13-4	3-0		60-22
1975-76	3-0	6-6	12-3	12-4	7-5	11-6	3-4		54-28
1976-77	4-0	6-8	7-7	6-11	8-4	9-6	4-2		44-38
1977-78	1-5	6-7	4-11	4-7	7-5	8-10	2-5		32-50
1978-79	1-6	4-10	8-5	5-10	7-5	3-12	1-5		29-53
1979-80	7-2	10-2	12-5	11-4	9-2	12-6	0-0		61-21
1980-81	6-3	9-4	14-1	14-2	8-5	11-5	0-0		62-20
1981-82	1-1	12-1	9-5	10-4	8-4	16-1	7-3		63-19
1982-83	2-0	11-3	9-5	13-2	6-5	8-8	7-3		56-26
1983-84	1-1	11-4	12-3	11-1	8-6	13-4	6-1		62-20
1984-85	2-0	11-1	13-5	11-3	10-3	12-3	4-4		63-19
1985-86	2-1	13-1	8-5	12-1	11-3	15-2	6-2		67-15
1986-87	1-0	9-4	10-5	13-2	9-4	11-5	6-3		59-23
1987-88	0-0	10-4	7-5	14-3	8-5	11-4	7-4		57-25
1988-89	0-0	8-7	5-7	7-8	6-7	11-4	5-7		42-40
1989-90	0-0	8-7	9-4	9-5	7-6	9-6	10-2		52-30
1990-91	0-0	12-2	11-3	9-6	9-4	11-5	4-6		56-26
1991-92	0-0	10-6	9-4	8-7	4-9	11-4	9-1		51-31
1992-93	0-0	5-8	7-9	10-4	7-4	13-3	6-6		48-34
1993-94	0-0	7-7	5-10	8-6	0-12	5-8	7-7		32-50
1994-95	0-0	7-6	4-11	5-9	6-6	6-11	7-4		35-47
1995-96	0-0	5-7	7-9	4-11	4-9	8-8	5-5		33-49
1996-97	0-0	4-10	2-11	4-11	1-13	2-14	2-8		15-67
1997-98	1-0	6-9	7-5	6-10	7-6	4-11	5-5		36-46
1998-99					6-5	4-14	9-9	0-3	19-31
1999-00	0-0	7-7	5-9	8-7	3-10	7-9	5-5		35-47
2000-01	0-0	7-8	5-10	7-8	6-6	8-7	3-7		36-46
2001-02	1-1	6-5	11-5	8-8	5-7	11-6	7-1		49-33
2002-03	0-2	10-3	9-7	7-8	7-5	7-9	4-4		44-38
2003-04	2-0	5-9	9-8	6-10	3-9	9-5	2-5		36-46
2004-05	0-0	5-8	8-8	8-8	8-4	9-5	7-4		45-37
2005-06	0-0	6-8	6-9	6-10	5-6	7-9	3-7		33-49
2006-07	0-0	5-9	5-10	2-14	3-9	7-8	2-8		24-58
2007-08	0-0	13-2	13-1	10-5	9-4	13-3	8-1		66-16
2008-09	2-0	14-2	12-3	11-4	8-4	9-6	6-1		62-20
2009-10	3-0	10-4	10-4	6-8	7-5	11-6	3-5		50-32
2010-11	2-1	11-3	11-3	12-4	7-4	9-7	4-4		56-26
<b>TOTALS</b>	<b>116-52</b>	<b>537-333</b>	<b>579-361</b>	<b>580-388</b>	<b>524-384</b>	<b>513-361</b>	<b>179-148</b>	<b>0-3</b>	<b>3028-2057</b>
	<b>(690)</b>	<b>(617)</b>	<b>(616)</b>	<b>(599)</b>	<b>(577)</b>	<b>(587)</b>	<b>(544)</b>	<b>(000)</b>	<b>(596)</b>

# RECORDS BY 10-GAME INTERVALS



SEASON	10	20	30	40	50	60	70	80	FINAL
1946-47	1-9	5-15	9-21	15-25	18-32	22-38			22-38
1947-48	5-5	11-9	14-16	15-25					20-28
1948-49	5-5	9-11	12-18	13-27	19-31	25-35			25-35
1949-50	3-7	6-14	11-19	18-32		21-39			22-46
1950-51	7-5	12-8	17-13	24-16	29-21	35-25			39-30
1951-52	8-2	13-7	19-11	24-16	28-22	35-25			39-27
1952-53	6-4	13-7	19-11	26-14	30-20	38-22	46-24		46-25
1953-54	4-6	9-11	15-15	23-17	26-24	33-27	40-30		42-30
1954-55	4-6	9-11	15-15	22-18	26-24	30-30	35-35		36-36
1955-56	6-4	11-9	18-12	24-16	28-22	33-27	38-32		39-33
1956-57	7-3	15-5	20-10	26-14	34-16	39-21	43-27		44-28
1957-58	10-0	18-2	24-6	28-12	35-15	42-18	48-22		49-23
1958-59	5-5	12-8	22-8	30-10	37-13	45-15	51-19		52-20
1959-60	9-1	16-4	26-4	32-8	39-11	47-13	55-15		59-16
1960-61	7-3	15-5	21-9	28-12	35-15	42-18	49-21		57-22
1961-62	9-1	17-3	26-4	33-7	38-12	44-16	52-18	60-20	60-20
1962-63	8-2	15-5	21-9	26-14	34-16	42-18	50-20	58-22	58-22
1963-64	9-1	18-2	25-5	31-9	37-13	44-16	51-19	59-21	59-21
1964-65	10-0	15-5	24-6	33-7	42-8	49-11	57-13	62-18	62-18
1965-66	7-3	14-6	22-8	28-12	34-16	41-19	47-23	54-26	54-26
1966-67	9-1	15-5	23-7	29-11	38-12	45-15	53-17	59-21	60-21
1967-68	9-1	15-5	23-7	28-12	34-16	41-19	48-22	54-26	54-28
1968-69	7-3	14-6	20-10	27-13	32-18	36-24	42-28	46-34	48-34
1969-70	3-7	6-14	11-19	17-23	20-30	26-34	30-40	33-47	34-48
1970-71	5-5	10-10	19-11	23-17	28-22	32-28	37-33	42-38	44-38
1971-72	8-2	13-7	18-12	23-13	34-16	42-18	47-23	54-26	56-26
1972-73	10-0	17-3	26-4	33-7	41-9	48-12	57-13	66-14	68-14
1973-74	7-3	16-4	24-6	31-9	37-13	43-17	48-22	56-24	56-26
1974-75	6-4	11-9	18-12	26-14	36-14	42-18	50-20	58-22	60-22
1975-76	5-5	13-7	21-9	28-12	35-15	40-20	48-22	53-27	54-28
1976-77	6-4	12-8	17-13	20-20	23-27	31-29	36-34	42-38	44-38
1977-78	2-8	7-13	10-20	14-26	19-31	23-37	29-41	31-49	32-50
1978-79	2-8	5-15	10-20	14-26	19-31	24-36	27-43	28-52	29-53
1979-80	8-2	16-4	23-7	30-10	37-13	45-15	53-17	60-20	61-21
1980-81	6-4	14-6	22-8	31-9	41-9	46-14	54-16	61-19	62-20
1981-82	9-1	16-4	23-7	30-10	36-14	45-15	55-15	62-18	63-19
1982-83	8-2	16-4	22-8	31-9	38-12	44-16	48-22	55-25	56-26
1983-84	9-1	14-6	23-7	31-9	39-11	45-15	52-18	61-19	62-20
1984-85	9-1	18-2	25-5	33-7	41-9	47-13	56-14	63-17	63-19
1985-86	8-2	17-3	23-7	32-8	41-9	49-11	57-13	65-15	67-15
1986-87	8-2	13-7	21-9	29-11	37-13	45-15	51-19	57-23	59-23
1987-88	8-2	12-8	21-9	29-11	35-15	41-19	49-21	57-23	57-25
1988-89	4-6	9-11	14-16	19-21	23-27	30-30	37-33	41-39	42-40
1989-90	6-4	11-9	18-12	24-16	30-20	35-25	42-28	50-30	52-30
1990-91	8-2	16-4	25-5	30-10	38-12	44-16	50-20	56-24	56-26
1991-92	5-5	14-6	19-11	25-15	29-21	34-26	40-30	49-31	51-31
1992-93	2-8	9-11	13-17	21-19	26-24	33-27	42-28	46-34	48-34
1993-94	6-4	10-10	12-18	17-23	20-30	22-38	26-44	31-49	32-50
1994-95	5-5	9-11	12-18	15-25	20-30	24-36	27-43	35-45	35-47
1995-96	4-6	10-10	13-17	15-25	19-31	22-38	27-43	32-48	33-49
1996-97	2-8	5-15	7-23	9-31	11-39	12-48	13-57	14-66	15-67
1997-98	5-5	9-11	16-14	18-22	23-27	29-31	31-39	35-45	36-46
1998-99	5-5	8-12	10-20	16-24	19-31	-	-	-	19-31
1999-00	6-4	10-10	13-17	19-21	22-28	25-35	30-40	33-47	35-47
2000-01	4-6	9-11	12-18	15-25	22-28	26-34	32-38	35-45	36-46
2001-02	5-5	13-7	19-11	24-16	29-21	33-27	39-31	47-33	49-33
2002-03	6-4	14-6	18-12	23-17	28-22	34-26	38-32	42-38	44-38
2003-04	5-5	8-12	15-15	20-20	22-28	24-36	31-39	34-45	36-46
2004-05	4-6	9-11	13-17	18-22	25-25	31-29	38-32	45-35	45-37
2005-06	4-6	8-12	12-18	16-24	19-31	25-35	29-41	32-48	33-49
2006-07	4-6	7-13	11-19	12-28	12-38	17-43	21-49	23-57	24-58
2007-08	9-1	18-2	27-3	33-7	41-9	48-12	55-15	64-16	66-16
2008-09	8-2	18-2	27-3	31-9	41-9	47-13	52-18	60-20	62-20
2009-10	8-2	16-4	23-7	27-13	32-18	39-21	45-25	50-30	50-32
2010-11	8-2	16-4	24-6	31-9	38-12	45-15	50-20	55-25	56-26

## MOST WINS

0 LOSSES	1 LOSS	2 LOSSES	3 LOSSES	4 LOSSES	5 LOSSES	6 LOSSES
1957-58 (14)	1957-58 (15)	2008-09 (27)	2007-08 (29)	1959-60 (30)	1959-60 (30)	1984-85 (33)
1964-65 (11)	1693-64 (15)	1963-64 (20)	2008-09 (27)	2007-08 (30)	2007-08 (30)	2007-08 (33)
1972-73 (10)	1984-85 (15)	2007-08 (20)	1972-73 (26)	2008-09 (28)	2008-09 (29)	1959-60 (30)
	1972-73 (14)	1957-58 (19)	1963-64 (23)	1972-73 (27)	1990-91 (29)	1961-62 (30)
		1984-85 (19)	1990-91 (23)	1963-64 (24)	1961-62 (28)	1972-73 (30)
		1972-73 (17)	1984-85 (22)	1957-58 (23)	1972-73 (28)	2008-09 (29)
		1985-86 (17)	1957-58 (20)	1961-62 (23)	1963-64 (26)	1973-74 (29)
				1984-85 (23)	1984-85 (26)	1990-91 (29)

### CELTICS INDIVIDUAL

#### 50+ POINTS:

Paul Pierce (50) vs. Cleveland, February 15, 2006, in Boston's 109-103 loss in double overtime.

#### 40+ POINTS:

Paul Pierce (40) vs. Phoenix, February 1, 2006, a 102-94 Phoenix win.

#### 20+ REBOUNDS:

Kevin Garnett (20) at Indiana, December 7, 2008, in Boston's 122-117 win.

#### 25+ REBOUNDS:

Robert Parish (25) vs. Sacramento, January 9, 1987, in Boston's 109-99 win.

#### 17+ ASSISTS:

Rajon Rondo (23) vs. San Antonio, January 5, 2011, in Boston's 105-103 win.

#### 17+ ASSISTS AT HOME:

Rajon Rondo (23) vs. San Antonio, January 5, 2011, in Boston's 105-103 win.

#### 7+ STEALS:

Rajon Rondo (7) vs. Denver, November 14, 2008, in a 94-85 Denver win.

#### TRIPLE-DOUBLE:

Rajon Rondo vs. Miami, February 13, 2011, in Boston's 85-82 win (11 pts, 10 rebs, 10 ast).

#### FOUR-POINT PLAY:

Sasha Pavlovic vs. New York, April 13, 2011 in 112-102 Boston win.

#### 20-20 GAME:

Kevin Garnett vs. Washington, November 2, 2007, (22 points, 20 rebounds) in a 103-83 Boston win.

#### 40-20 GAME:

Larry Bird vs. Indiana, November 11, 1987 (42 points, 20 rebounds).

#### 30-15 GAME:

Al Jefferson vs. Seattle, March 9, 2007 (32 points, 18 rebounds).

#### 20-15 GAME:

Paul Pierce vs. Atlanta, January 14, 2005 (21 points, 15 rebounds).

#### BACK-TO-BACK 40+ SCORING GAMES:

Paul Pierce (42) at LA Lakers, March 15, 2001; (42) at Phoenix, March 15, 2001.

#### COMPLETE GAME (48 MINUTES):

Ryan Gomes vs. Sacramento, January 19, 2007 in Sacramento 96-91 win.

#### SCORED IN DOUBLE FIGURES EVERY GAME:

Paul Pierce in 79 of 79 games in 2005-06; Antoine Walker in 81 of 81 games in 2000-01; Kevin McHale in 78 of 78 games in 1988-89; Larry Bird in 82 of 82 games in 1985-86.

#### HAD 100 REBOUNDS, 100 ASSISTS, 100 STEALS

AND 100 BLOCKED SHOTS IN A SEASON:  
Reggie Lewis 1991-92 (394 rebs, 185 ast, 125 steals, 105 blocks).

#### TWO PLAYERS WITH 30+ POINTS:

Pierce (35), Szczerbiak (35) on November 8, 2006, vs. Charlotte.

### CELTICS TEAM

#### EVERY PLAYER SCORED IN DOUBLE FIGURES:

January 30, 1966 vs. New York, in Boston's 118-115 win (Russell 22, Sanders 18, S. Jones 16, Siegfried 15, Counts 13, Sauldsberry 13, Nelson 11, K. C. Jones 10).

#### 40+ ASSISTS:

March 3, 1994 at Philadelphia (40), in Boston's 135-112 win.

#### .600+ FIELD GOAL PERCENTAGE (GAME):

April 3, 2011 vs. Detroit (.641, 41-for-64), in Boston's 101-90 win.

#### 70+ POINTS SCORED IN A HALF:

January 13, 2010 vs. New Jersey, in a 111-87 Boston win (71 points: 38 1st Q. and 33 2nd Q.).

#### 60+ REBOUNDS (GAME):

December 23, 2001 (61) vs. Memphis, in Boston's 85-80 win.

#### 70+ REBOUNDS (GAME):

April 17, 1989 at Charlotte (73) in Boston's 115-108 (OT) win.

#### FOUR 20+ SCORERS:

December 23, 2007 vs. Orlando, a 103-91 Celtics win (Pierce 24, Rondo 23, R. Allen 22, Garnett 21).

#### FOUR 20+ SCORERS AT HOME:

December 23, 2007 vs. Orlando, a 103-91 Celtics win (Pierce 24, Rondo 23, R. Allen 22, Garnett 21).

### OPP. INDIVIDUAL

#### 50+ POINTS:

Hakeem Olajuwon (51) at Houston, January 18, 1996, in Boston's 108-106 win.

#### 40+ POINTS:

Monta Ellis (41) at Boston, March 4, 2010, in Boston 107-103 win.

#### 30-15 GAME:

Shawn Marion, Phoenix 103-94, February 22, 2006, (44 points, 15 rebounds).

#### 20-15 GAME:

Andrew Bogut at Milwaukee, March 9, 2010 (25 points, 17 rebounds), 86-84 Milwaukee win.

#### 20+ REBOUNDS:

Kevin Love (24) at Boston, January 3, 2011, in Boston's 96-93 win.

#### 25+ REBOUNDS:

Ben Wallace (28) at Detroit, March 24, 2002, a 109-101 Detroit win.

#### 17+ ASSISTS:

Jason Kidd (17) at Boston, January 18, 2010, in Dallas 99-90 win.

#### 7+ STEALS:

CJ Watson (7) vs. Golden State, December 28, 2009, a 103-99 Warriors win.

#### TRIPLE-DOUBLE:

Kevin Garnett at Boston, March 4, 2007, (33 points, 13 rebs, 10 ast.) in a 124-117 Boston win.

#### FOUR-POINT PLAY:

Matt Carroll at Boston, February 29, 2008 in 108-100 Boston win.

### OPP. TEAM

#### EVERY PLAYER SCORED

#### IN DOUBLE FIGURES:

March 9, 1973 at LA Lakers, in Boston's 119-111 win (West 28, Goodrich 25, McMillan 16, Chamberlain 11, Erickson 11, Bridges 10, Counts 10).

#### 40+ ASSISTS:

December 28, 1996 at Sacramento (42), a 126-96 Sacramento win.

#### .600+ FIELD GOAL

#### PERCENTAGE (GAME):

December 15, 2003 vs. Minnesota (.628, 49-for-78), a 116-95 Minnesota win.

#### 70+ POINTS SCORED IN A HALF:

February 8, 2005 vs. Milwaukee, in a 121-97 Milwaukee win (78 points: 36 1st Q. and 42 2nd Q.).

#### 60+ REBOUNDS (GAME):

December 9, 2004 at Portland (62), in an 89-87 Portland win.

### ADDITIONAL INFO

#### CELTICS WITH FOUR DOUBLE-FIGURE

#### REBOUNDERS:

April 17, 1989 at Charlotte, (Parish 22, Shaw 12, McHale 11, Lewis 10).

#### OPPONENTS WITH FOUR DOUBLE-FIGURE

#### REBOUNDERS:

February 7, 2001 vs. Milwaukee, (Robinson 15, E. Johnson 14, Williams 10, Allen 10).

#### BACK-TO-BACK OT GAMES:

March 3 and 4, 2007, at New Jersey in a 96-88 win vs. Minnesota in a 124-117 win.

#### BACK-TO-BACK-TO-BACK

#### OT GAMES:

March 24, 27 and 29, 1994, at Washington in a 123-117 win; vs. Philadelphia in a 124-122 win and at Milwaukee in a 119-107 win.

#### CONSECUTIVE BOSTON

#### GARDEN SELLOUTS:

662 dating back to December, 1980... ends May 5, 1995 (vs. Orlando – last Garden game).

NO. FIRST LAST ENDED (OPP.) DATE

WINS IN A SEASON

19	....	11/15/08	.....	12/23/08	.....	at LA Lakers	.....	12/25/08
18	....	02/24/82	.....	03/26/82	.....	vs. Philadelphia	.....	3/28/82
17	....	11/28/59	.....	12/30/59	.....	Cincinnati at Detroit	.....	1/01/60
16	....	12/19/64	.....	01/22/65	.....	Phila. at Syracuse	.....	1/23/65
14	....	03/11/86	.....	04/04/86	.....	at Philadelphia	.....	4/06/86
14	....	10/22/57	.....	11/27/57	.....	New York at Phila.	.....	1/28/58
13	....	01/08/86	.....	02/05/86	.....	at Sacramento	.....	2/11/86
13	....	01/04/81	.....	01/28/81	.....	at Chicago	.....	1/29/81
12	....	01/11/09	.....	02/03/09	.....	vs. LA Lakers	.....	02/05/09
12	....	12/09/80	.....	01/01/81	.....	at Golden State	.....	01/02/81
12	....	10/31/73	.....	11/28/73	.....	at Milwaukee	.....	11/30/73

LOSSES IN A SEASON

18	....	01/07/07	.....	02/11/07	.....	vs. Milwaukee	.....	02/14/07
13	....	02/05/97	.....	03/01/97	.....	at Toronto	.....	03/03/97
13	....	02/01/94	.....	03/02/94	.....	vs. LA Lakers	.....	03/04/94
10	....	03/20/00	.....	04/07/00	.....	vs. Atlanta	.....	04/10/00
10	....	03/19/97	.....	04/09/97	.....	vs. Cleveland	.....	04/11/97
10	....	01/07/49	.....	01/25/49	.....	vs. Washington	.....	01/28/49
8	....	03/04/97	.....	03/16/97	.....	vs. Milwaukee	.....	03/17/97
8	....	03/27/79	.....	04/07/79	.....	vs. New Jersey	.....	04/08/79
8	....	01/23/48	.....	02/12/48	.....	vs. Providence	.....	02/13/48

WINS AT HOME IN A SEASON

31	....	12/10/85	.....	04/13/86	.....	End of Season		
29	....	12/17/86	.....	04/19/87	.....	End of Season		
21	....	12/09/80	.....	03/11/81	.....	Ind. at Hartford	.....	03/13/81

LOSSES AT HOME IN A SEASON

13	....	12/20/06	.....	02/09/07	.....	Milwaukee	.....	02/14/07
7	....	02/02/97	.....	03/11/97	.....	Milwaukee	.....	03/17/97
7	....	12/15/93	.....	01/14/94	.....	Denver	.....	01/16/94
6	....	03/21/99	.....	04/04/99	.....	Washington	.....	04/07/99
6	....	03/19/97	.....	04/06/97	.....	Charlotte	.....	04/11/97
6	....	01/07/49	.....	01/25/49	.....	Washington	.....	01/28/49

WINS ON ROAD IN A SEASON

13	....	12/05/64	.....	01/20/65	.....	Philadelphia	.....	01/29/65
10	....	11/30/07	.....	01/11/08	.....	Washington	.....	01/12/08
10	....	11/03/61	.....	12/17/61	.....	Los Angeles	.....	12/19/61
10	....	10/28/60	.....	12/05/60	.....	Philadelphia	.....	12/10/60
9	....	11/22/09	.....	12/25/09	.....	LA Clippers	.....	12/27/09
9	....	03/02/82	.....	04/02/82	.....	Milwaukee	.....	04/06/82

LOSSES ON ROAD IN A SEASON

13	....	02/23/79	.....	04/07/79	.....	End of Season		
12	....	11/02/96	.....	12/28/96	.....	Denver	.....	12/30/96
11	....	11/06/99	.....	12/28/99	.....	Denver	.....	12/20/99
11	....	11/19/77	.....	12/26/77	.....	Milwaukee	.....	12/29/77
11	....	11/22/49	.....	01/08/50	.....	Denver	.....	01/10/50
10	....	03/04/97	.....	04/12/97	.....	Philadelphia	.....	04/18/97
10	....	02/06/97	.....	03/01/97	.....	Toronto	.....	03/03/97
9	....	12/21/04	.....	01/22/05	.....	Charlotte	.....	01/25/05
9	....	03/02/99	.....	03/23/99	.....	Philadelphia	.....	03/26/99
9	....	11/27/93	.....	12/29/93	.....	LA Clippers	.....	12/30/93
9	....	01/20/55	.....	03/12/55	.....	End of Season		
9	....	11/28/51	.....	01/03/52	.....	Baltimore	.....	01/05/52

NO. FIRST LAST ENDED (OPP.) DATE

WINS VS. ONE TEAM

2211	30/70	.....	02/23/74	.....	Buffalo at Prov.	.....	02/27/74
2002	27/80	.....	03/20/89	.....	vs. San Antonio	.....	01/12/90
2012	28/71	.....	03/16/74	.....	at Philadelphia	.....	03/27/74
1911	20/65	.....	03/19/67	.....	at New York	.....	11/11/67
1811	06/57	.....	03/03/59	.....	Minneapolis at Prov.	.....	11/08/59
1711	06/71	.....	10/31/75	.....	at Portland	.....	01/03/76
1711	01/58	.....	10/22/60	.....	Detroit at New York	.....	11/15/60

WINS AT HOME VS. ONE TEAM

2602	02/79	.....	03/06/88	.....	Cleveland	.....	11/22/88
2404	11/84	.....	04/08/92	.....	New York	.....	12/18/92
2201	27/63	.....	01/19/68	.....	New York	.....	02/05/68
2011	06/81	.....	03/11/88	.....	Indiana	.....	01/11/89
1904	08/77	.....	12/20/91	.....	New Orleans/Utah	.....	11/18/92
1711	09/79	.....	01/10/96	.....	Kansas City/Sac.	.....	02/26/97
1611	11/55	.....	02/26/60	.....	Minneapolis/LAL	.....	12/02/60
1512	05/80	.....	04/02/95	.....	Dallas	.....	01/05/96
1504	10/83	.....	04/19/88	.....	Detroit	.....	11/11/88

WINS ON ROAD VS. ONE TEAM

1204	02/82	.....	03/14/86	.....	Atlanta	.....	11/22/86
1103	04/80	.....	02/14/90	.....	San Antonio	.....	12/08/90
1103	20/80	.....	12/15/82	.....	Detroit	.....	04/13/83
1112	08/70	.....	02/23/74	.....	Buffalo	.....	03/01/74
1003	19/66	.....	03/18/67	.....	New York	.....	11/11/67
1002	22/59	.....	01/05/61	.....	Cincinnati	.....	01/30/61

LOSSES VS. ONE TEAM

2104	08/93	.....	01/19/98	.....	New York	.....	01/26/98
1712	08/90	.....	01/22/07	.....	San Antonio	.....	03/17/07
1402	17/92	.....	12/15/99	.....	Utah	.....	02/15/00
1112	03/94	.....	04/01/97	.....	Chicago	.....	10/31/97
1110	11/69	.....	02/28/71	.....	Milwaukee	.....	10/29/71
1112	16/48	.....	02/07/50	.....	Chicago	.....	Franchise Defunct
1012	13/96	.....	11/06/99	.....	Indiana	.....	11/22/99
912	13/96	.....	12/08/00	.....	Indiana	.....	01/31/01
910	19/77	.....	10/23/79	.....	San Antonio	.....	11/07/79

LOSSES AT HOME VS. ONE TEAM

1112	18/92	.....	03/07/97	.....	New York	.....	01/26/98
901	08/97	.....	01/22/07	.....	San Antonio	.....	02/10/08
801	18/93	.....	04/01/97	.....	Chicago	.....	10/31/97
711	18/92	.....	12/15/99	.....	Utah	.....	03/02/01
610	11/69	.....	02/28/71	.....	Milwaukee	.....	10/29/71
602	22/48	.....	02/07/50	.....	Chicago	.....	Franchise Defunct

LOSSES ON ROAD VS. ONE TEAM

1504	08/93	.....	01/04/00	.....	New York	.....	12/21/00
1503	09/49	.....	01/31/54	.....	Minneapolis	.....	02/18/54
1512	08/90	.....	12/09/05	.....	San Antonio	.....	03/17/07
1203	16/89	.....	11/05/94	.....	Indiana	.....	03/04/95

### HOME

OPPONENT	LAST WIN	SCORE	STREAK	LAST LOSS	SCORE
Atlanta.....	12/16/10	102-90	+1	01/29/10	91-100
Charlotte.....	01/14/11	99-94	-1	03/25/11	81-83
Chicago.....	12/03/10	104-92	+2	01/14/10	83-96
Cleveland.....	01/25/11	112-95	+2	02/25/10	88-108
Dallas.....	01/25/09	124-100	-2	02/04/11	97-101
Denver.....	12/08/10	105-89	+2	11/14/08	98-105
Detroit.....	04/03/11	101-90	+3	03/01/09	98-105
Golden State.....	03/04/11	107-103	+4	12/20/06	95-96
Houston.....	01/02/08	97-93	-3	01/10/11	102-106
Indiana.....	03/16/11	92-80	+7	01/10/07	84-97
LA Clippers.....	01/25/10	95-89	-1	03/09/11	103-108
LA Lakers.....	11/23/07	107-94	-3	02/10/11	86-92
Memphis.....	03/13/09	102-92	-2	03/23/11	87-90
Miami.....	02/13/11	85-82	+7	04/06/07	85-88
Milwaukee.....	03/13/11	87-56	+2	04/14/10	95-106
Minnesota.....	01/03/11	96-93	+6	03/06/05	97-99
New Jersey.....	02/16/11	94-80	+2	02/27/10	96-104
New Orleans.....	11/01/09	97-87	-1	12/31/10	81-83
New York.....	04/13/11	112-102	+9	11/24/06	77-101
Oklahoma City.....	03/29/09	103-84	-2	11/19/10	84-89
Orlando.....	02/06/11	91-80	+2	02/07/10	89-96
Philadelphia.....	04/05/11	99-82	+2	12/18/09	97-98
Phoenix.....	03/02/11	115-103	+1	11/06/09	103-110
Portland.....	12/01/10	88-78	+7	03/31/04	98-105
Sacramento.....	01/12/11	119-95	+4	01/19/07	91-96
San Antonio.....	01/05/11	105-103	+1	03/28/10	73-94
Toronto.....	01/07/11	122-102	+6	01/23/08	112-114
Utah.....	01/21/11	110-86	+3	03/14/08	92-110
Washington.....	04/08/11	104-88	+2	04/09/10	96-106

### AWAY

OPPONENT	LAST WIN	SCORE	STREAK	LAST LOSS	SCORE
Atlanta.....	01/22/10	89-76	-1	04/01/11	85-88
Charlotte.....	12/11/10	93-62	-1	02/07/11	89-94
Chicago.....	12/12/09	106-80	-3	04/07/11	81-97
Cleveland.....	11/30/10	106-87	+1	10/27/10	87-95
Dallas.....	03/20/10	102-93	-1	11/08/10	87-89
Denver.....	03/24/10	113-99	-1	02/24/11	75-89
Detroit.....	11/02/10	109-86	-1	12/29/10	92-104
Golden State.....	03/04/11	107-103	+1	12/28/09	99-103
Houston.....	03/19/10	94-87	-1	03/18/11	77-93
Indiana.....	12/28/10	95-83	-1	03/28/11	100-107
LA Clippers.....	02/26/11	99-92	+1	12/27/09	90-92
LA Lakers.....	01/30/11	109-96	+2	12/25/08	83-92
Memphis.....	11/13/10	116-110*	+5	03/14/06	76-93
Miami.....	11/11/10	112-107	-1	04/10/11	77-100
Milwaukee.....	03/06/11	89-83	+2	03/09/10	84-86
Minnesota.....	03/27/11	85-82	+4	02/11/07	107-109
New Jersey.....	12/05/10	100-75	-1	03/14/11	79-88
New Orleans.....	03/19/11	89-85	+1	02/10/10	85-93
New York.....	03/21/11	90-86	+2	04/06/10	101-104
Oklahoma City.....	11/07/10	92-83	+4	12/31/06	95-101
Orlando.....	12/25/09	86-77	-2	12/25/10	78-86
Philadelphia.....	12/09/10	102-101	-1	03/11/11	86-89
Phoenix.....	02/22/09	128-108	-2	01/28/11	71-88
Portland.....	01/27/11	99-93	+2	12/30/08	86-91
Sacramento.....	02/01/11	98-90	+4	02/20/07	101-104
San Antonio.....	03/31/11	107-97	+5	12/09/05	89-101
Toronto.....	01/02/11	93-79	+1	11/21/10	101-102
Utah.....	02/28/11	107-102	+1	03/22/10	97-110
Washington.....	02/01/10	99-88	-2	04/11/11	94-95

\*Overtime game

OPPONENT	HOME	AWAY	NEUTRAL	TOTAL	ZOT	3OT
Atlanta.....	3-0.....	5-2.....	1-1.....	9-3.....	2-0 (h).....	0-0.....
Charlotte.....	2-0.....	0-2.....	0-0.....	2-2.....	1-0 (h).....	0-0.....
Chicago.....	4-1.....	2-1.....	0-0.....	6-2.....	2-0 (ha).....	0-0.....
Cleveland.....	2-1.....	1-2.....	0-0.....	3-3.....	0-1 (h).....	0-0.....
Dallas.....	0-0.....	1-0.....	0-0.....	1-0.....	0-0.....	0-0.....
Denver.....	2-0.....	0-0.....	0-0.....	2-0.....	0-0.....	0-0.....
Detroit.....	5-2.....	4-4.....	1-1.....	10-7.....	2-0 (ah).....	0-0.....
Golden State.....	6-2.....	4-2.....	4-0.....	14-4.....	2-1.....	0-0.....
Houston.....	1-2.....	1-1.....	0-0.....	2-3.....	0-0.....	0-0.....
Indiana.....	0-1.....	4-3.....	0-0.....	4-4.....	0-0.....	0-0.....
LA Clippers.....	0-0.....	3-1.....	0-0.....	3-1.....	1-1 (aa).....	0-0.....
LA Lakers.....	5-1.....	1-4.....	1-1.....	7-6.....	0-1 (a).....	0-0.....
Memphis.....	0-0.....	2-0.....	0-0.....	2-0.....	0-0.....	1-0 (a).....
Miami.....	3-0.....	1-0.....	0-0.....	4-0.....	1-0 (h).....	0-0.....
Milwaukee.....	1-1.....	6-1.....	0-0.....	8-2.....	1-0 (a).....	0-0.....
Minnesota.....	1-1.....	1-0.....	0-0.....	2-1.....	2-0 (ah).....	0-0.....
New Jersey.....	2-2.....	3-1.....	0-0.....	5-3.....	1-0 (h).....	0-0.....
New Orleans.....	1-1.....	1-2.....	0-0.....	2-3.....	0-1.....	0-0.....
New York.....	11-5.....	4-8.....	1-2.....	16-15.....	3-4.....	0-0.....
Orlando.....	5-1.....	1-1.....	0-0.....	6-2.....	2-0 (hh).....	0-0.....
Philadelphia.....	3-3.....	5-10.....	2-1.....	10-14.....	0-3 (aaa).....	0-1 (a).....
Phoenix.....	1-1.....	2-0.....	0-0.....	3-1.....	0-0.....	0-0.....
Portland.....	2-2.....	3-0.....	0-0.....	5-2.....	1-0 (h).....	0-0.....
Sacramento.....	2-2.....	9-0.....	1-0.....	12-2.....	0-1 (h).....	0-0.....
San Antonio.....	0-0.....	0-0.....	0-0.....	0-0.....	0-0.....	0-0.....
Seattle.....	0-1.....	0-1.....	0-1.....	0-3.....	0-1 (h).....	0-0.....
Toronto.....	2-0.....	1-0.....	0-0.....	3-0.....	0-0.....	1-0 (h).....
Utah.....	1-0.....	1-2.....	0-0.....	2-2.....	0-0.....	0-0.....
Washington.....	0-3.....	6-8.....	0-0.....	6-11.....	2-1 (ha).....	0-0.....
Defunct.....	5-2.....	3-7.....	2-0.....	10-9.....	0-1 (a).....	1-0 (a).....
<b>TOTALS.....</b>	<b>66-33.....</b>	<b>71-61.....</b>	<b>13-7.....</b>	<b>150-101.....</b>	<b>21-15.....</b>	<b>3-0.....</b>

(h) Home game, (a) Away game

## STREAKS

RECORD	STREAK	DATES
Most In A Season.....	9.....	1950-51 & 1953-54
Least In A Season.....	0.....	1978-79
Most Wins.....	7.....	1958-59
Least Wins.....	0.....	5 Times
Most Losses.....	5.....	1983-84 & 1995-96
Least Losses.....	0.....	10 Times
Most Wins, No Losses.....	6.....	1952-53
Most Losses, No Wins.....	4.....	1946-47 & 1947-48
Most Consecutive Wins.....	8.....	3 Times
Most Consecutive Losses.....	9.....	11/14/46-11/16/48
Most Consecutive OT Games.....	3.....	03/24/94-03/29/94

## OVERTIME

**EVERY OVERTIME GAME PLAYED AT HOME IN ONE SEASON:**

Four Seasons.

2002-03, 1997-98, 1984-85, 1965-66.

**EVERY OVERTIME GAME PLAYED ON THE ROAD IN ONE SEASON:**

Ten Seasons.

2007-08, 1999-00, 1989-90, 1982-83, 1981-82, 1974-75, 1969-70, 1967-68, 1962-63, 1957-58.

**LAST OPPONENT WITH TWO OR MORE OVERTIME GAMES IN THE SAME SEASON:**

Detroit Pistons, 2004-05 Season.

03/11/05 vs. Detroit (Win: 115-113)

03/26/05 at Detroit (Loss: 99-105)

**LAST CONSECUTIVE OVERTIME GAMES:**

03/03/07 at New Jersey (Win: 96-85)

03/04/07 vs. Minnesota (Win: 124-117)

**LAST THREE CONSECUTIVE OVERTIME GAMES:**

03/29/94 at Milwaukee (Win: 119-107)

03/27/94 vs. Philadelphia (Win: 124-122)

03/24/94 at Washington (Win: 123-117)

**SEASON OPENER OVERTIME GAME (HOME):**

11/04/88 vs. New York (Win: 122-115)

**SEASON OPENER OVERTIME GAME (ROAD):**

10/25/85 at New Jersey (Loss: 109-113)

10/25/58 at New York (Loss: 125-127)

**FIRST TWO GAMES OF SEASON ARE OVERTIMES:**

10/23/76 at Milwaukee (Win: 111-107)

10/21/76 at Indiana (Win: 129-122)

**NO OVERTIME:**

The only opponent to never have played an overtime against the Celtics is the San Antonio Spurs

## DOUBLE OVERTIME

**LAST DOUBLE OVERTIME GAME:**

03/04/07 vs. Minnesota (Win: 124-117)

**LAST CONSECUTIVE DOUBLE****OVERTIME GAMES:**

03/13/51 Rochester (Loss: 107-111)

03/11/51 at Minneapolis (Loss: 96-98)

**LAST OPPONENT WITH TWO DOUBLE OVERTIME GAMES IN THE SAME SEASON:**

New York, 1953-54 Season

01/17/54 at Boston (Loss: 84-87)

12/10/53 at New York (Win: 113-108)

**DOUBLE OVERTIME GAMES IN THE SAME MONTH:**

03/04/07 vs. Minnesota (Win: 124-117)

03/28/07 vs. Orlando (Win: 105-96)

04/22/94 at Chicago (Win: 104-94)

04/15/94 vs. Orlando (Win: 113-110)

11/18/87 vs. New York (Win: 111-109)

11/07/87 at Washington (Win: 140-139)

03/25/84 at Philadelphia (Loss: 114-119)

03/09/84 at Milwaukee (Win: 129-128)

**MOST DOUBLE OVERTIME GAMES IN ONE SEASON:**

Four, 1950-51 Season.

03/13/51 vs. Rochester (Loss: 107-111)

03/11/51 at Minneapolis (Win: 96-98)

02/01/51 at Philadelphia (Loss: 80-82)

11/26/50 vs. New York (Win: 93-90)

## TRIPLE OVERTIME

**TRIPLE OVERTIME GAMES:**

01/13/06 at Philadelphia (Loss: 124-125)

02/17/99 at Vancouver (Win: 131-129)

12/11/96 vs. Toronto (Win: 115-113)

02/22/54 vs. Baltimore (Worcester, MA) (Win: 111-110)

## CELTICS HIGHS

NO.	OPPONENT	DATE
173	vs. Minneapolis	02/27/59
153	vs. Baltimore	11/27/70
153	vs. Philadelphia	03/07/62
153	vs. Detroit at Providence	02/10/60
152*	vs. Portland	03/15/92
152	vs. Indiana	12/26/90
151	vs. Cincinnati	11/11/59
150	vs. Washington	11/25/92
150	vs. Detroit	12/24/60

\*Denotes Double-Overtime Period

## CELTICS LOWS

NO.	OPPONENT	DATE
43*	at Philadelphia	01/27/47
44*	at New York	12/08/46
46*	at Pittsburgh	12/02/46
46*	at Detroit	11/23/46
46*	at Detroit	11/09/46
62	vs. Milwaukee at Providence	02/27/55
66	vs. Detroit	01/31/03
66	vs. Miami	01/04/02
67	vs. Philadelphia	04/09/99
68	vs. Detroit	01/05/04
68	vs. Minnesota	03/24/99
69	at Washington	10/31/02
69	at Rochester	02/04/56
70	at Miami	12/27/02
70	vs. Miami	04/10/02
70	vs. Atlanta	04/14/99
70	at New York	11/04/97
71	at Phoenix	01/28/11
71	vs. Indiana	02/26/03
71	vs. Indiana at Hartford	11/22/93
72	at Indiana	03/19/03
72	vs. Toronto	01/12/01
72	vs. Detroit	03/31/99
73	at Houston	12/06/05
73	vs. New Orleans	11/19/03
73	vs. Los Angeles	03/16/99
73	at Cleveland	03/14/96
73	at Cleveland	02/06/96
74	vs. New Jersey	04/14/06
74	vs. New York	01/30/04
74	vs. New Jersey	03/18/03
74	at Philadelphia	12/04/99
74	vs. Miami	11/05/97

\*Denotes Shot-Clock Non-Existent

## OPPONENTS HIGHS

NO.	OPPONENT	DATE
160	at Detroit	03/09/79
150	at Philadelphia	03/06/70
149	at San Antonio	02/14/79
149	at Syracuse	01/19/63
149	at Syracuse	03/03/60
148*	Portland at Boston	03/15/92
147	Baltimore at Boston	03/17/68
146	at Atlanta	02/15/70
145	at Washington	04/04/79
145	vs. Syracuse at Providence	01/05/60

\*Denotes Double-Overtime Period

## OPPONENTS LOWS

NO.	OPPONENT	DATE
38*	Washington at Boston	01/16/47
43*	Pittsburgh at Boston	01/23/47
44*	at Pittsburgh	12/02/46
46*	at New York	01/25/47
48*	New York at Boston	02/06/47
49*	Toronto at Boston	11/16/46
56	Milwaukee at Boston	03/13/11
57	vs. Milwaukee at Providence	02/27/55
58	Denver at Boston	01/24/03
59	Charlotte at Boston	10/28/09
59	New York at Boston	11/29/07
62	Boston at Charlotte	12/11/10
62	Miami at Boston	03/30/08
62	Miami at Boston	02/04/03
63	at Sacramento	12/28/08
65	Philadelphia at Boston	03/28/04
65	New Orleans at Boston	03/12/03
65	Miami at Boston	04/10/02
65	Boston at Miami	11/15/88
67	Cleveland at Boston	02/08/95
69	Boston at Sacramento	12/26/07
69	New Jersey at Boston	11/14/07
69	Indiana at Boston	02/26/03
69	Boston at Chicago	11/06/02
69	Boston at Toronto	12/02/01
70	Cleveland at Boston	12/02/07
70	Cleveland at Boston	03/20/02
71	Indiana at Boston	12/14/05
71	Boston at Detroit	03/15/03
71	Boston at Chicago	04/23/99
71	Cleveland at Boston	04/17/98
72	LA Clippers at Boston	03/07/03
72	Washington at Boston	03/09/01
72	Boston at Cleveland	11/28/00
73	Boston at New York	11/06/04
73	Cleveland at Boston	02/06/99
73	Boston at Washington	11/02/85
74	Boston at Philadelphia	11/03/09
74	Sacramento at Boston	01/27/06
74	Charlotte at Boston	11/12/04
74	Seattle at Boston	02/05/03
74	Chicago at Boston	03/10/00
74	New York at Boston	11/12/99
74	New York at Boston	02/25/86

\*Denotes Shot-Clock Non-Existent

In the categories listed as Celtics Lows and Opponents Lows, there are additional figures in between the non-shot clock and shot-clock figures shown; thus, the Celtics 62 points vs. Milwaukee isn't to be interpreted as their sixth lowest scoring effort.

### BIGGEST WINS BY TEAM

(VS. CURRENT FRANCHISES)

### BIGGEST LOSSES BY TEAM

MARGIN/SCORE	DATE	H/A	TEAM	MARGIN/SCORE	DATE	H/A
32/138-106	01/06/65	H	Atlanta	32/85-117	02/28/78	A
33/92-59	10/28/09	H	Charlotte	12/83-95	01/09/08	A
30/137-107	03/20/88	H	Chicago	34/85-119	03/11/92	A
30/104-74	03/10/00	H	Chicago			
35/123-88	12/09/72	H	Cleveland	31/76-107	04/12/09	A
24/124-100	01/25/09	H	Dallas	26/82-108	03/29/02	A
38/114-76	02/23/09	A	Denver	29/98-127	01/06/79	A
44/150-106	12/24/60	H	Detroit	52/66-118	01/31/03	H
51/153-102	03/07/62	H	Golden State	38/106-144	12/31/70	H
39/142-103	11/10/71	A	Houston	35/84-119	02/18/93	A
31/133-102	11/05/86	H	Indiana	31/71-102	11/22/93	H*
31/125-94	01/25/85	H	Indiana			
35/119-84	01/09/89	H	LA Clippers	18/104-122	02/27/74	H**
44/119-75	11/11/55	H	LA Lakers	37/104-141	02/11/68	H
33/131-98	01/31/96	H	Memphis	11/98-87	11/26/00	H
30/117-87	01/29/08	A	Miami	31/80-111	12/11/93	A
36/132-96	02/26/88	H	Milwaukee	36/88-124	11/07/92	A
33/115-82	02/05/95	H	Minnesota	25/85-110	01/30/06	A
37/127-90	04/08/88	H	New Jersey	36/81-117	12/25/02	A
37/116-79	10/31/79	A	New Jersey			
26/128-102	04/12/92	A	New Orleans	25/111-136	04/09/97	A
45/104-59	11/29/07	H	New York	37/89-126	10/28/70	H
47/139-92	11/20/68	A	Oklahoma City	39/85-124	12/29/95	A
42/144-102	01/30/91	H	Orlando	35/87-122	03/28/00	A
37/124-87	12/20/87	H	Philadelphia	42/96-138	10/29/66	A
32/130-98	11/17/68	A	Phoenix	31/100-131	02/12/97	A
25/126-101	11/26/80	H	Portland	44/84-128	01/04/77	A
45/108-83	12/28/08	A	Sacramento	32/63-95	11/13/48	A
41/132-91	03/03/93	H	San Antonio	30/119-149	02/14/79	A
28/136-108	04/12/96	H	Toronto	31/94-125	04/20/97	H
42/132-90	02/24/82	H	Utah	20/89-109	02/16/87	A
46/153-107	11/27/70	H	Washington	45/69-114	10/31/02	A

\*Hartford..... \*\* Providence

### MARGINS OF VICTORY

NO.	OPPONENT	DATE	SCORE
51	vs. Philadelphia	03/07/62	153-102
49	vs. San Francisco	03/09/69	138-89
48	at San Francisco	01/05/69	134-86
47	at Seattle	11/20/68	139-92
46	vs. Baltimore	11/27/70	153-107
45	at Sacramento	12/28/80	108-63
45	vs. New York	11/29/07	104-59
44	vs. Golden State	11/21/84	135-91
44	vs. Chicago	01/13/63	143-99
44	vs. Detroit	12/24/60	150-106
44	vs. Minneapolis	11/11/55	119-75
44	vs. Baltimore	01/11/53	131-87
42	vs. Orlando	01/30/91	144-102
42	vs. Utah	02/24/82	132-90
42	vs. Baltimore	01/23/52	117-75
41	vs. San Antonio	03/03/93	132-91
41	at Detroit	11/07/81	129-88

### MARGINS OF DEFEAT

52	vs. Detroit	01/31/03	66-118
45	at Washington	10/31/02	69-114
44	at Portland	01/04/77	84-128
43	at Detroit	03/09/79	117-160
42	at Washington	04/17/94	100-142
42	at Philadelphia	10/29/66	96-138
41	at Syracuse	03/03/60	108-149
40	at Baltimore	02/27/66	92-132
39	at Seattle	12/29/95	85-124
39	vs. Baltimore	01/09/70	103-142
38	vs. San Francisco	12/31/70	106-144
37	vs. New York	10/28/70	89-126
37	vs. Los Angeles	02/11/68	104-141
36	at New Jersey	12/25/02	81-117
36	at Milwaukee	11/07/92	88-124
35	at Orlando	03/28/00	87-122
35	at New York	02/01/94	79-114
35	at Houston	02/18/93	84-119
35	vs. Los Angeles	03/16/69	73-108
35	at Syracuse	11/18/59	103-138
35	at Washington	01/03/48	60-95
34	at Chicago	03/11/92	85-119
34	at Syracuse	12/13/53	74-108

## HOME ATTENDANCE

YEAR	GAMES	ATTENDANCE	AVERAGE
1946-47	30	108,240	3,608
1947-48	24	90,264	3,761
1948-49	29	144,275	4,975
1949-50	26	110,552	4,252
1950-51	32	197,888	6,184
1951-52	29	160,167	5,523
1952-53	24	161,808	6,742
1953-54	21	156,912	7,472
1954-55	25	175,675	7,027
1955-56	26	209,645	8,064
1956-57	25	262,918	10,517
1957-58	29	240,943	8,308
1958-59	30	244,642	8,165
1959-60	27	209,374	7,755
1960-61	28	201,569	7,199
1961-62	28	191,855	6,852
1962-63	30	262,581	8,753
1963-64	30	223,347	7,445
1964-65	30	246,529	8,318
1965-66	31	246,189	7,941
1966-67	31	322,690	10,409
1967-68	37	320,788	8,670
1968-69	36	322,130	8,948
1969-70	37	277,632	7,504
1970-71	39	313,768	8,045
1971-72	41	346,701	8,456
1972-73	39	423,234	10,852
1973-74	32	355,261	11,102
1974-75	34	452,421	13,307
1975-76	36	484,039	13,446
1976-77	35	453,672	12,962
1977-78	36	437,937	12,165
1978-79	41	417,926	10,193
1979-80	39	565,105	14,490
1980-81	36	536,883	14,913
1981-82	38	582,160	15,320
1982-83	38	582,160	15,320
1983-84	38	565,820	14,890
1984-85	38	565,820	14,890
1985-86	38	565,820	14,890
1986-87	38	565,820	14,890
1987-88	38	565,820	14,890
1988-89	38	565,820	14,890
1989-90	38	565,820	14,890
1990-91	38	565,820	14,890
1991-92	38	565,820	14,890
1992-93	38	565,820	14,890
1993-94	38	565,820	14,890
1994-95	38	565,820	14,890
1995-96	41	732,841	17,874
1996-97	41	664,022	16,196
1997-98	41	743,422	18,132
1998-99	25	440,602	17,624
1999-00	41	683,506	16,671
2000-01	41	629,201	16,437
2001-02	41	659,751	16,091
2002-03	41	709,049	17,294
2003-04	41	664,248	16,201
2004-05	41	656,081	16,002
2005-06	41	692,873	16,899
2006-07	41	690,576	16,843
2007-08	41	763,584	18,624
2008-09	41	763,584	18,624
2009-10	41	763,584	18,624
2010-11	41	763,584	18,624

CELTICS					OPPONENTS			
PLAYER	DATE	SITE	PTS	TEAM	PLAYER	DATE	SITE	PTS
Larry Bird	03/12/85	New Orleans	60	Atlanta	Dominique Wilkins	02/03/87	Atlanta	54
Pierce/Szczerbiak	11/08/06	Charlotte	35	Charlotte	Jason Richardson	01/09/08	Boston	34
Larry Bird	04/21/88	Boston	44	Chicago	Michael Jordan	11/09/88	Boston	52
Paul Pierce	02/15/06	Boston	50	Cleveland	Brad Daugherty	04/15/88	Cleveland	44
Larry Bird	03/10/86	Dallas	50	Dallas	Jim Jackson	12/15/94	Dallas	40
Paul Pierce	01/24/03	Boston	45	Denver	Kiki Vandeweghe	12/30/82	Denver	40
				Denver	Kiki Vandeweghe	02/05/82	Boston	40
Kevin McHale	03/03/85	Boston	56	Detroit	George Yardley	01/15/58	Boston	51
Larry Bird	01/02/88	Oakland	41	Golden State	Wilt Chamberlain	01/14/62	Boston	62
Larry Bird	03/17/85	Boston	48	Houston	Hakeem Olajuwon	01/18/96	Houston	51
Larry Bird	03/30/83	Boston	53	Indiana	Reggie Miller	02/26/96	Boston	39
John Havlicek	11/30/70	Philadelphia	38	LA Clippers	Bob McAdoo	02/22/74	Buffalo	52
Ed Macauley	03/06/53	Boston	46	LA Lakers	Elgin Baylor	11/08/59	Minneapolis	64
Antoine Walker	03/15/02	Memphis	38	Memphis	Bryant Reeves	01/15/98	Boston	41
Reggie Lewis	04/12/91	Boston	42	Miami	Alonzo Mourning	02/03/96	Miami	45
Larry Bird	04/12/85	Boston	47	Milwaukee	Kareem Abdul-Jabbar	12/10/71	Milwaukee	55
Paul Pierce	12/20/02	Minnesota	42	Minnesota	Tony Campbell	02/02/90	Minnesota	44
Paul Pierce	01/15/01	Minnesota	42	Minnesota				
Paul Pierce	12/01/01	New Jersey	48	New Jersey	Mike Newlin	12/16/79	New Jersey	52
Larry Bird	11/14/90	Boston	45	New Orleans	Glen Rice	03/06/97	Charlotte	48
Larry Bird	04/12/87	Boston	47	New York	Patrick Ewing	03/24/90	New York	51
				New York	Richie Guerin	02/14/62	New York	51
Larry Bird	03/16/90	Orlando	46	Orlando	Tracy McGrady	01/16/04	Orlando	44
Tom Heinsohn	12/25/61	Syracuse	45	Philadelphia	Hal Greer	02/21/64	Philadelphia	50
Danny Ainge	12/09/88	Boston	45	Philadelphia	Dolph Schayes	02/01/59	Boston	50
Larry Bird	02/15/88	Phoenix	49	Phoenix	Shawn Marion	02/22/06	Phoenix	44
Larry Bird	03/15/92	Boston	49	Portland	Maurice Lucas	01/12/79	Boston	46
Antoine Walker	01/17/01	Sacramento	47	Sacramento	Jack Twyman	11/11/59	Boston	49
Robert Parish	02/17/81	San Antonio	40	San Antonio	George Gervin	02/17/81	San Antonio	49
Larry Bird	03/20/87	Boston	42	Oklahoma City	Bob Rule	12/26/69	Seattle	41
John Havlicek	02/06/72	Boston	42	Oklahoma City				
John Havlicek	12/26/69	Seattle	42	Oklahoma City				
Paul Pierce	01/12/09	Toronto	39	Toronto	Acie Earl	04/12/96	Boston	40
Larry Bird	12/20/89	Boston	40	Utah	Pete Maravich	01/18/77	New Orleans	44
Antoine Walker	01/07/98	Washington	49	Washington	Walt Bellamy	12/17/63	New York	45
Larry Bird	01/27/88	Boston	49	Washington				

SEASON	PLAYERS (GAMES)	MINUTES	FG MADE	FT MADE	ASSISTS	REBOUNDS	POINTS	PPG
1946-47	C. Simmons, J. Simmons (60)	Unrecorded	C. Simmons 246	C. Simmons 128	C. Simmons 62	Unrecorded	C. Simmons 620	C. Simmons 10.3
1947-48	Riebe, Spector (48)	Unrecorded	Sadowski 308	Sadowski 294	Sadowski 74	Unrecorded	Sadowski 910	Sadowski 19.4
1948-49	Ehlers, Spector (59)	Unrecorded	Stump 193	Seminoff 151	Seminoff 229	Unrecorded	Ehlers 514	Ehlers 8.7
1949-50	Hertzberg (68)	Unrecorded	Hertzberg 275	Leede 223	Seminoff 249	Unrecorded	Hertzberg 693	Kinney 11.1
1950-51	Cousy (69)	Unrecorded	Macaulley 459	Macaulley 466	Cousy 341	Macaulley 616	Macaulley 1384	Macaulley 20.4
1951-52	Cousy, Macaulley, Donham, Cooper, Harris, Brannum (66)	Cousy 2,681	Cousy 512	Cousy 496	Cousy 441	Harris 531	Cousy 1,433	Cousy 21.7
1952-53	Cousy, Sharman, Brannum, Donham (71)	Cousy 2,945	Cousy 464	Macaulley 500	Cousy 547	Macaulley 629	Cousy 1,407	Macaulley 20.3
1953-54	Cousy (72)	Cousy 2,857	Cousy 486	Macaulley 420	Cousy 518	Macaulley 571	Cousy 1,383	Cousy 19.2
1954-55	Barksdale (72)	Cousy 2,747	Cousy 522	Cousy 460	Cousy 557	Macaulley 600	Cousy 1,504	Cousy 21.2
1955-56	Sharman, Cousy, Barrett (72)	Cousy 2,767	Sharman 538	Cousy 476	Cousy 642	Nichols 625	Sharman 1,434	Sharman 19.9
1956-57	Heinsohn (72)	Sharman 2,403	Sharman 516	Sharman 381	Cousy 478	Russell 943	Sharman 1,413	Sharman 21.1
1957-58	Tsioropoulos, Phillip (70)	Russell 2,640	Sharman 550	Ramsey 383	Cousy 463	Russell 1,564	Sharman 1,402	Sharman 22.3
1958-59	Sharman, Ramsey (72)	Russell 2,979	Sharman 562	Sharman 342	Cousy 557	Russell 1,612	Sharman 1,466	Sharman 20.4
1959-60	Heinsohn, Cousy (75)	Russell 3,146	Heinsohn 673	Cousy 319	Cousy 715	Russell 1,778	Heinsohn 1,629	Heinsohn 21.7
1960-61	Ramsey (79)	Russell 3,458	Heinsohn 627	Cousy 352	Cousy 587	Russell 1,868	Heinsohn 1,579	Heinsohn 21.3
1961-62	Sanders, K.C. Jones (80)	Russell 3,433	Heinsohn 692	Heinsohn 358	Cousy 584	Russell 1,790	Heinsohn 1,742	Heinsohn 22.1
1962-63	Havlicek, Sanders (80)	Russell 3,500	Sam Jones 621	Heinsohn 340	Cousy 515	Russell 1,845	Sam Jones 1,499	Sam Jones 19.7
1963-64	Havlicek, Sanders, K.C. Jones (80)	Russell 3,482	Havlicek 640	Havlicek 315	K.C. Jones 407	Russell 1,930	Havlicek 1,595	Havlicek 19.9
1964-65	Sam Jones, Sanders (80)	Russell 3,466	Sam Jones 821	Sam Jones 428	K.C. Jones 437	Russell 1,878	Sam Jones 2,070	Sam Jones 25.9
1965-66	K.C. Jones (80)	Russell 3,386	Sam Jones 626	Sam Jones 325	K.C. Jones 503	Russell 1,779	Sam Jones 1,577	Sam Jones 23.5
1966-67	Havlicek, Howell, Russell, Sanders (81)	Russell 3,297	Havlicek 684	Havlicek 365	Russell 472	Russell 1,700	Havlicek 1,733	Havlicek 21.4
1967-68	Havlicek, Howell, Nelson (82)	Russell 2,958	Havlicek 666	Havlicek 368	Havlicek 384	Russell 1,451	Havlicek 1,700	Sam Jones 21.3
1968-69	Havlicek, Sanders, Nelson (82)	Russell 3,291	Havlicek 692	Havlicek 387	Havlicek 441	Russell 1,484	Havlicek 1,771	Havlicek 21.6
1969-70	Nelson, Howell (82)	Havlicek 3,369	Havlicek 736	Havlicek 488	Havlicek 550	Havlicek 635	Havlicek 1,960	Havlicek 24.2
1970-71	Kuberski, Nelson (82)	Havlicek 3,678	Havlicek 892	Havlicek 554	Havlicek 607	Covens 1,216	Havlicek 2,338	Havlicek 28.9
1971-72	Havlicek, Sanders, Nelson (82)	Havlicek 3,698	Havlicek 897	Havlicek 458	Havlicek 614	Covens 1,203	Havlicek 2,252	Havlicek 27.5
1972-73	Covens, White (82)	Covens 3,425	Havlicek 766	Havlicek 370	Havlicek 529	Covens 1,329	Havlicek 1,902	Havlicek 23.8
1973-74	White, Silas, Nelson, Westphal (82)	Covens 3,352	Havlicek 685	Havlicek 346	White 448	Covens 1,257	Havlicek 1,716	Havlicek 22.6
1974-75	Havlicek, White, Silas, Westphal, Chaney (82)	White 3,220	White 658	Havlicek 289	White 458	Silas 1,025	Havlicek 1,573	Covens 20.4
1975-76	White, Scott (82)	White 3,257	White 670	Havlicek 281	White 445	Covens 1,246	White 1,552	Covens 19.0
1976-77	White, Wicks (82)	White 3,333	White 638	White 333	White 492	Wicks 824	White 1,609	White 19.6
1977-78	Havlicek (82)	Covens 3,215	Covens 598	Bing 244	Covens 351	Covens 1,078	Covens 1,435	Covens 18.6
1978-79	Judkins (81)	Maxwell 2,969	Ford 525	Maxwell 574	Ford 369	Maxwell 791	Maxwell 1,518	Maxwell 19.3
1979-80	Bird, Robey, Carr (82)	Bird 2,955	Bird 695	Maxwell 436	Archibald 671	Bird 852	Bird 1,745	Bird 21.3
1980-81	Bird, Parish, McHale, Robey, Henderson (82)	Bird 3,239	Bird 719	Maxwell 352	Archibald 618	Bird 895	Bird 1,741	Bird 21.2
1981-82	Maxwell, Henderson (82)	Bird 2,923	Bird 711	Maxwell 357	Archibald 541	Parish 866	Bird 1,761	Bird 22.9
1982-83	McHale, Henderson (82)	Bird 2,982	Bird 747	Bird 351	Bird 458	Bird 870	Bird 1,867	Bird 23.6
1983-84	McHale (82)	Bird 3,028	Bird 758	Bird 374	Bird 520	Parish 857	Bird 1,908	Bird 24.2
1984-85	Bird, Johnson (80)	Bird 3,161	Bird 918	Bird 403	Johnson 545	Bird 842	Bird 2,295	Bird 28.7
1985-86	Bird, Sighting (82)	Bird 3,113	Bird 796	Bird 441	Bird 557	Bird 805	Bird 2,115	Bird 25.8
1986-87	Parish (80)	McHale 3,060	McHale 790	McHale 428	Johnson 594	Parish 851	Bird 2,076	Bird 28.1
1987-88	Ainge (81)	Ainge 3,018	Bird 881	Bird 415	Johnson 598	Bird 705	Bird 2,275	Bird 29.9
1988-89	Shaw (82)	McHale 2,876	McHale 661	McHale 436	Johnson, Shaw 472	Parish 996	McHale 1,758	McHale 22.5
1989-90	McHale (82)	Bird 2,944	Bird 718	McHale 393	Bird 562	Parish 796	Bird 1,820	Bird 24.3
1990-91	Gamble, Brown (82)	Lewis 2,878	Lewis 598	Lewis 281	Shaw 602	Parish 856	Lewis 1,478	Bird 19.4
1991-92	Gamble, Lewis (82)	Lewis 3,070	Lewis 703	Lewis 292	Bagley 480	Parish 710	Lewis 1,703	Lewis 20.8
1992-93	Gamble, McDaniel (82)	Lewis 3,144	Lewis 663	Lewis 326	Douglas 508	Parish 740	Lewis 1,666	Lewis 20.8
1993-94	McDaniel, Fox (82)	Brown 2,867	Radja 491	Radja 226	Douglas 663	Radja 577	Radja 1,208	Brown 15.5
1994-95	Brown (79)	Brown 2,792	Wilkins 496	Wilkins 266	Douglas 446	Radja 573	Wilkins 1,370	Wilkins 17.8
1995-96	Wesley (82)	Fox 2,588	Radja 426	Wesley 217	Wesley 390	Radja 522	Fox 1,137	Radja 19.7
1996-97	Walker (82)	Wesley 2,991	Walker 576	Williams 328	Wesley 537	Walker 741	Walker 1,435	Walker 17.5
1997-98	Walker, McCarty (82)	Walker 3,268	Walker 722	Walker 305	Anderson 545	Walker 836	Walker 1,840	Walker 22.4
1998-99	Barros, Battie, Potapenko (50)	Pierce 1,632	Mercer 305	Pierce 139	Barros 208	Walker 359	Pierce 791	Walker 18.7
1999-00	Walker, Anderson (82)	Walker 3,003	Walker 648	Pierce 359	Anderson 420	Walker 652	Walker 1,680	Walker 20.5
2000-01	Pierce (82)	Walker 3,396	Walker 711	Pierce 550	Walker 445	Walker 719	Pierce 2,071	Pierce 25.3
2001-02	Pierce (82)	Walker 3,406	Pierce 707	Pierce 520	Walker 407	Walker 714	Pierce 2,144	Pierce 26.1
2002-03	McCarty, E. Williams (82)	Walker 3,265	Pierce 663	Pierce 604	Walker 373	Pierce 578	Pierce 2,048	Pierce 25.9
2003-04	Blount (82)	Pierce 3,099	Pierce 602	Pierce 517	Pierce 410	Blount 589	Pierce 1,836	Pierce 23.0
2004-05	Blount, Davis, Pierce (82)	Pierce 2,960	Pierce 566	Pierce 549	Payton 469	LaFrentz 553	Pierce 1,769	Pierce 21.6
2005-06	LaFrentz (82)	Pierce 3,084	Pierce 689	Pierce 627	Pierce 375	Pierce 530	Pierce 2,116	Pierce 26.8
2006-07	Green (81)	Jefferson 2,319	Jefferson 453	Pierce 320	West 304	Jefferson 756	Pierce 1,173	Pierce 25.0
2007-08	Pierce (80)	Pierce 2,874	Pierce 504	Pierce 409	Rondo 393	Garrett 655	Pierce 1,570	Pierce 19.6
2008-09	Pierce, House (81)	Pierce 3,035	Pierce 540	Pierce 459	Rondo 659	Perkins 619	Pierce 1,658	Pierce 20.5
2009-10	Rondo (81)	Rondo 2,963	R. Allen 464	Pierce 369	Rondo 794	Perkins 595	R. Allen 1,304	Pierce 18.3
2010-11	Pierce, Allen (80)	Allen 2,890	Pierce 507	Pierce 386	Rondo 760	Garrett 631	Pierce 1,511	Pierce 18.9

Points per game are based on minimum of 50 games played.

Each individual's top scoring efforts as Celtics are in green. Also, due to the lack of recorded information, players who scored 40, 41 or 42 points in 1966-67, 40 in 1967-68, and 40 in 1968-69 are not tabulated. Each asterisk (\*) denotes an overtime period.

### POINTS

TOTAL	PLAYER/OPPONENT	DATE	RESULT/SCORE
60	Larry Bird vs. Atlanta (at New Orleans)	03/12/85	W/126-115
56	Kevin McHale vs. Detroit	03/03/85	W/138-129
53	Larry Bird vs. Indiana	03/30/83	W/142-116
51	Sam Jones at Detroit	10/29/65	L/106-108
50	Paul Pierce vs. Cleveland	02/15/06	**L/109-113
50	Larry Bird vs. Atlanta	11/10/89	W/117-106
50	Larry Bird at Dallas	03/10/86	L/115-116
49	Antoine Walker at Washington	01/07/98	L/108-110
49	Larry Bird vs. Portland	03/15/92	** W/152-148
49	Larry Bird at Phoenix	02/15/88	W/107-106
49	Larry Bird vs. Washington	01/27/88	W/106-100
48	Paul Pierce at New Jersey	12/01/01	* W/105-98
48	Larry Bird vs. Houston	03/17/85	W/134-120
48	Larry Bird vs. Portland	01/27/85	W/128-127
48	Larry Bird vs. Atlanta	12/09/84	W/128-127
47	Antoine Walker at Sacramento	01/17/01	L/106-111
47	Larry Bird at Washington	11/07/87	** W/140-139
47	Larry Bird vs. New York	04/12/87	W/119-107
47	Larry Bird at Portland	02/14/86	* W/120-119
47	Larry Bird vs. Detroit	11/27/85	W/132-124
47	Larry Bird vs. Milwaukee	04/12/85	* L/113-115
46	Paul Pierce at New York	11/02/02	W/117-107
46	Larry Bird at Orlando	03/16/90	W/130-127
46	Bob Cousy vs. New York	02/07/60	L/135-142
46	Ed Macauley vs. Minneapolis	03/06/53	W/100-85
45	Paul Pierce vs. Denver	01/24/03	W/77-58
45	Larry Bird vs. Charlotte	11/14/90	W/135-126
45	Danny Ainge vs. Philadelphia	12/09/88	W/121-107
45	Larry Bird at Indiana	02/24/85	W/113-100
45	Larry Bird at Phoenix	02/13/80	L/134-135
45	Tom Heinsohn at Syracuse	12/25/61	W/127-122
44	Paul Pierce at New Jersey	03/22/01	W/113-98
44	Larry Bird vs. Chicago	04/21/88	W/126-119
44	Larry Bird vs. Portland	02/24/88	W/113-112
44	Larry Bird at Houston	02/09/88	L/120-129
44	Sam Jones at New York	02/13/65	L/113-123
44	Sam Jones at Syracuse	03/12/61	* W/136-134
44	Bill Sharman vs. New York	12/26/57	W/120-110
43	Paul Pierce at Seattle	12/26/05	L/111-118
43	Paul Pierce at Chicago	12/02/05	L/102-106
43	Antoine Walker vs. New Jersey	04/05/98	L/104-117
43	Dominique Wilkins at Houston	12/17/94	W/112-109
43	Larry Bird vs. Denver	12/05/90	W/148-140
43	Larry Bird vs. New Jersey	04/04/90	W/125-106
43	Larry Bird vs. Portland	02/25/87	W/122-116
43	Larry Bird vs. Cleveland (at Hartford)	03/18/86	W/126-96
43	John Havlicek vs. Milwaukee	03/08/70	L/134-138
43	John Havlicek vs. Baltimore (at New York)	12/17/63	W/131-114
43	Tom Heinsohn vs. Detroit	01/21/62	L/120-124
43	Tom Heinsohn vs. New York	01/20/60	W/144-126
43	Tom Heinsohn vs. Minneapolis	02/27/59	W/173-139

## POINTS

TOTAL	PLAYER/OPPONENT	DATE	RESULT/SCORE
42	Paul Pierce vs. Minnesota	12/10/02	W/108-99
42	Antoine Walker at New York	12/11/01	W/102-93
42	Paul Pierce at Phoenix	03/15/01	W/105-101
42	Paul Pierce at LA Lakers	03/13/01	L/107/112
42	Paul Pierce at Minnesota	01/15/01	W/107-102
42	Reggie Lewis at Miami	04/12/91	W/119-109
42	Larry Bird vs. Indiana	11/11/87	W/120-106
42	Larry Bird vs. Seattle	03/20/87	W/112-108
42	Kevin McHale at New York	03/05/85	W/110-102
42	Larry Bird vs. Philadelphia	11/09/84	W/130-119
42	Bob McAdoo at Cleveland	03/27/79	L/109-111
42	John Havlicek vs. Seattle	02/06/72	W/128-123
42	John Havlicek at Seattle	12/26/69	*** W/122-112
42	Tom Heinsohn vs. Chicago	02/11/62	W/148-115
42	Bob Cousy vs. Baltimore (at Worcester)	02/22/54	W/111-110
42	Bill Sharman vs. Baltimore (at Philadelphia)	12/11/52	W/94-88
41	Paul Pierce at Cleveland	12/13/03	W/105-98
41	Paul Pierce vs. Miami	04/11/01	L/97-102
41	Paul Pierce at Atlanta	03/27/01	* W/115-112
41	Paul Pierce vs. Orlando	11/24/00	* W/103-98
41	Todd Day vs. Minnesota	12/22/95	W/114-113
41	Dee Brown at Chicago	03/28/95	W/126-115
41	Dee Brown at Phoenix	02/21/95	W/129-121
41	Larry Bird vs. Philadelphia	03/11/90	W/107-105
41	Larry Bird vs. New York	01/06/88	W/117-108
41	Larry Bird vs. Golden State	01/02/88	W/115-110
41	Larry Bird at Chicago	03/27/87	* W/111-106
41	Larry Bird at Atlanta	01/18/86	W/125-122
41	Larry Bird vs. Portland	12/02/83	W/115-106
41	Larry Bird vs. Detroit	03/02/80	W/118-115
41	Jojo White vs. Kansas City	03/20/77	* W/118-110
41	John Havlicek vs. New York	03/12/72	W/112-109
41	John Havlicek vs. Phoenix (at Baltimore)	11/18/69	W/120-119
41	John Havlicek at Milwaukee	12/03/68	W/137-115
41	John Havlicek vs. San Francisco	02/28/68	W/135-110
41	John Havlicek at Los Angeles	11/17/65	L/115-125
41	Bill Sharman vs. Minneapolis	12/21/57	W/140-119
41	Tom Heinsohn at St. Louis	03/05/57	L/102-104
40	Paul Pierce vs. Phoenix	02/01/06	L/94-103
40	Paul Pierce vs. Sacramento	04/04/03	L/92-93
40	Paul Pierce at Philadelphia	01/20/03	W/100-99
40	Paul Pierce at Detroit	02/02/01	W/102-95
40	Dee Brown at Chicago	04/22/94	W/104-94
40	Larry Bird vs. Miami	04/12/90	W/139-118
40	Larry Bird vs. Utah	12/20/89	W/113-109
40	Larry Bird vs. Seattle	12/13/89	W/109-97
40	Larry Bird at Portland	02/19/88	W/124-104
40	Larry Bird vs. Denver	12/09/87	L/119-124
40	Larry Bird vs. New Jersey	03/22/87	W/116-104
40	Larry Bird vs. Atlanta	01/23/87	W/126-106
40	Larry Bird vs. New Jersey	03/30/86	W/122-117
40	Larry Bird at Denver	02/20/85	L/129-132
40	Larry Bird at Dallas	11/27/84	W/114-99
40	Larry Bird vs. Detroit	01/10/82	W/134-124
40	Robert Parish at San Antonio	02/17/81	W/128-116
40	John Havlicek vs. Portland	11/06/74	W/128-110
40	John Havlicek at Atlanta	01/15/72	W/122-106
40	Don Nelson vs. San Diego	02/25/70	W/147-124
40	Sam Jones vs. Detroit (at Fort Wayne)	12/27/64	W/112-106
40	John Havlicek vs. Cincinnati	02/02/64	* L/117-119
40	Tom Heinsohn at Syracuse	01/03/60	L/113-114
40	Bob Cousy vs. Philadelphia (at White Plains)	03/08/55	W/112-103

### FIELD GOALS MADE

22	Larry Bird vs. New York	04/12/87
22	Larry Bird vs. Atlanta (at New Orleans)	03/12/85
22	Kevin McHale vs. Detroit	03/03/85
21	Antoine Walker at Washington	01/07/98
21	Larry Bird at Portland	* 02/14/86
21	Larry Bird vs. Indiana	03/30/83
21	Sam Jones at Detroit	10/29/65
20	Danny Ainge vs. Philadelphia	12/09/88
20	Larry Bird vs. Washington	01/27/98
20	Larry Bird vs. Atlanta	12/09/84

### ASSISTS

28	Bob Cousy vs. Minneapolis	02/27/59
24	Rajon Rondo vs. New York	10/29/10
23	Rajon Rondo vs. San Antonio	01/05/11
23	Nate Archibald vs. Denver	02/05/82
22	Sherman Douglas at Philadelphia	04/03/94
21	Sherman Douglas vs. Sacramento	12/08/93
21	Bob Cousy vs. St. Louis	12/21/60
19	Rajon Rondo vs. Chicago	12/03/10
19	Nate Archibald at San Antonio	10/23/79
19	Bob Cousy vs. Cincinnati	02/19/63
19	Bob Cousy vs. Syracuse	11/24/56

### STEALS

9	Larry Bird at Utah	02/18/85
9	Paul Pierce vs. Miami	12/03/00
8	Larry Bird vs. New Jersey	01/03/86
8	Larry Bird at New Jersey	* 10/25/85

### FREE THROWS MADE

20	Paul Pierce at New York	11/02/02
20	Nate Archibald vs. Chicago	01/16/80
19	Cedric Maxwell vs. New Jersey	01/14/79
19	John Havlicek vs. Seattle	02/06/70
19	Frank Ramsey at Detroit	12/03/57
19	Bill Sharman at Philadelphia	03/08/56

### REBOUNDS

51	Bill Russell vs. Syracuse	02/05/60
49	Bill Russell vs. Detroit (at Providence)	03/11/65
49	Bill Russell vs. Philadelphia	11/16/57
43	Bill Russell vs. Los Angeles	01/20/63
41	Bill Russell vs. San Francisco	03/14/65
41	Bill Russell vs. Syracuse	02/12/58
40	Bill Russell vs. Philadelphia	02/12/61
40	Bill Russell vs. Cincinnati	* 12/12/58

### BLOCKS

9	Kevin McHale at Chicago	01/21/83
9	Kevin McHale at New Jersey	04/16/82
9	Robert Parish vs. Atlanta	03/17/82
8	Kevin McHale vs. Sacramento	01/09/87

\* Overtime Period

**POINTS**

TOTAL	PLAYER/OPPONENT	DATE
64	Elgin Baylor/at Minneapolis	11/08/59
62	Wilt Chamberlain/Philadelphia at Boston	01/14/62
55	Kareem Abdul-Jabbar/at Milwaukee	12/10/71
54	Dominique Wilkins/at Atlanta	02/03/87
53	Lew Alcindor/Milwaukee at Boston	01/27/71
53	Wilt Chamberlain/at Philadelphia	01/27/62
53	Wilt Chamberlain/Philadelphia vs. Boston (at NY)	02/23/60
52	Michael Jordan/Chicago at Boston	11/09/88
52	Mike Newlin/at New Jersey	12/16/79
52	Bob McAdoo/at Buffalo	02/22/74
52	Wilt Chamberlain/Philadelphia at Boston	12/13/61
52	Bob Pettit/at St. Louis	01/20/59
51	Hakeem Olajuwon/at Houston	01/18/96
51	Patrick Ewing/at New York	03/24/90
51	Kareem Abdul-Jabbar/Milwaukee at Boston	02/13/72
51	Richie Guerin/at New York	02/14/62
51	George Yardley/Detroit at Boston	01/15/58
50	Michael Jordan/at Chicago	03/18/88
50	Rick Barry/San Francisco vs. Boston (at Oakland)	02/14/67
50	Hal Greer/at Philadelphia	02/21/64
50	Elgin Baylor/Los Angeles at Boston	02/13/63
50	Wilt Chamberlain/San Francisco at Boston	01/30/63
50	Wilt Chamberlain/Philadelphia at Boston	01/28/62
50	Dolph Schayes/Syracuse at Boston (OT)	* 02/01/59

**FIELD GOALS MADE**

27	Wilt Chamberlain/Philadelphia at Boston	01/14/62
25	Wilt Chamberlain/Philadelphia vs. Boston (at NY)	02/23/60
25	Elgin Baylor/at Minneapolis	11/08/59
23	Kareem Abdul-Jabbar/at Milwaukee	12/10/71
23	Richie Guerin/at New York	02/14/62

**FREE THROWS MADE**

22	Richie Guerin/New York at Boston	02/11/61
21	Gilbert Arenas/at Washington	04/05/05
20	Lew Alcindor/Milwaukee at Boston	03/08/70

**ASSISTS**

25	Kevin Porter/at Detroit	03/09/79
21	Magic Johnson/LA Lakers at Boston	12/15/89
21	Clem Haskins/Chicago at Boston (OT)	* 12/06/69
20	Kevin Porter/at Detroit	11/20/76
20	Bob Davies/at Rochester	01/22/55

**REBOUNDS**

55	Wilt Chamberlain/at Philadelphia	11/24/60
43	Wilt Chamberlain/at Philadelphia	03/06/65
43	Wilt Chamberlain/at Philadelphia	01/15/60
42	Wilt Chamberlain/at Los Angeles	03/07/69
42	Wilt Chamberlain/at Philadelphia	01/14/66

**STEALS**

9	Hersey Hawkins/at Philadelphia	01/25/91
9	Michael Jordan/Chicago at Boston	11/09/88
9	Calvin Murphy/at Houston	12/14/73
8	Michael Jordan/at Chicago	01/15/89
8	Randy Brown/Chicago at Boston	04/11/99
8	Bonzi Wells/at New Orleans	03/22/08

**BLOCKS**

12	Manute Bol/at Washington	03/26/87
11	Shawn Bradley/at New Jersey	12/21/96
10	Shawn Bradley/at New Jersey	04/19/96
10	Tree Rollins/at Atlanta	03/14/80

### BOSTON'S HIGHS BY QUARTERS

1st.....	50.....	vs. Denver.....	02/05/82
2nd.....	46.....	at San Francisco.....	02/23/68 (unofficial)
3rd.....	49.....	vs. Detroit at Providence.....	02/10/60 (unofficial)
4th.....	54.....	vs. San Diego.....	02/25/70

### BOSTON'S LOWS BY QUARTERS

1st.....	7.....	at Milwaukee.....	11/12/74 (unofficial)
2nd.....	6.....	at New Jersey.....	01/09/90
3rd.....	7.....	at Seattle.....	02/11/03
4th.....	8.....	vs. Indiana at Hartford.....	11/22/93

### BOSTON'S HIGHS BY HALVES

1st.....	85.....	vs. Denver.....	12/30/82
	85.....	vs. Denver.....	02/05/82 (unofficial)
2nd.....	91.....	vs. Detroit at Providence.....	02/10/60
	91.....	vs. Cincinnati.....	11/11/59

### BOSTON'S LOWS BY HALVES

1st.....	25.....	vs. Cleveland.....	02/08/95
2nd.....	25.....	at Milwaukee.....	05/18/99
	25.....	vs. Milwaukee at Providence.....	02/27/55

### OPPONENTS' HIGHS BY QUARTERS

1st.....	46.....	at New Jersey.....	02/08/00
	46.....	at Phoenix.....	03/09/79 (unofficial)
2nd.....	44.....	vs. Denver.....	02/05/82 (unofficial)
3rd.....	49.....	at Cincinnati.....	01/23/63 (unofficial)
4th.....	58.....	vs. Buffalo.....	10/20/72

### OPPONENTS' LOWS BY QUARTERS

1st.....	8.....	vs. Orlando.....	04/10/98
2nd.....	4.....	at Cleveland.....	11/28/00
3rd.....	8.....	vs. Indiana.....	11/06/96 (unofficial)
4th.....	9.....	at Charlotte.....	04/05/08
	9.....	at New Jersey.....	01/11/08
	9.....	vs. New Jersey.....	03/18/03
	9.....	vs. Miami.....	04/10/02
	9.....	vs. New York.....	02/26/99
	9.....	at Miami.....	11/15/88
	9.....	at Golden State.....	02/14/78
	9.....	St. Louis.....	12/26/64

### OPPONENTS HIGHS BY HALVES

1st.....	80.....	at Syracuse.....	01/19/63 (unofficial)
2nd.....	88.....	New York at Providence.....	12/19/63 (unofficial)

### OPPONENTS LOWS BY HALVES

1st.....	22.....	vs. Milwaukee.....	03/13/11
2nd.....	25.....	at Golden State.....	02/14/78
	25.....	vs. St. Louis.....	12/26/64

### BOSTON'S HIGH AND LOW POINT GAMES

High.....	173.....	vs. Minneapolis.....	02/27/59
Low.....	62.....	vs. Milwaukee at Providence.....	02/27/55

### OPPONENTS HIGH AND LOW POINT GAMES

High.....	160.....	at Detroit.....	03/09/79
Low.....	56.....	vs. Milwaukee.....	03/13/11

TEAM SCORING

**CELTICS:**

- 137 vs. Atlanta.....04/14/04
- 136 vs. Toronto.....04/12/96
- 131 vs. Vancouver.....01/31/96
- 129 vs. Charlotte.....05/05/99 \*\*

**OPPONENTS:**

- 133 vs. Charlotte.....05/05/99 \*\*
- 132 vs. Atlanta.....04/14/04
- 131 vs. New Jersey.....12/01/95 \*
- 128 vs. Phoenix.....01/28/05

TEAM REBOUNDING

**CELTICS:**

- 65 vs. Milwaukee.....03/08/00
- 61 vs. Memphis.....12/23/01
- 61 vs. Toronto.....12/11/96 \*\*\*
- 60 vs. Seattle.....01/21/00
- 60 vs. New Jersey.....03/17/96 \*\*

**OPPONENTS:**

- 62 vs. Milwaukee.....02/07/01
- 62 vs. Toronto.....12/11/96 \*\*
- 59 vs. Denver.....12/10/00 \*
- 58 vs. Milwaukee.....12/16/96

TEAM BLOCKS

**CELTICS:**

- 12 vs. Denver.....11/15/96
- 11 vs. Milwaukee.....11/07/08
- 11 vs. Chicago.....03/26/06
- 11 vs. Utah.....12/21/05
- 11 vs. New York.....11/02/05
- 11 vs. Philadelphia.....04/09/99

**OPPONENTS:**

- 13 vs. Orlando.....11/24/00 \*
- 13 vs. Minnesota.....01/03/97
- 12 vs. Utah.....12/19/03
- 12 vs. L.A. Lakers.....11/27/96 \*
- 12 vs. Portland.....01/03/96 \*
- 11 vs. Denver.....12/15/04
- 11 vs. Atlanta.....11/22/02
- 11 vs. New York.....01/12/96

TEAM ASSISTS

**CELTICS:**

- 40 vs. Chicago.....02/19/08
- 40 vs. Golden State.....02/27/98
- 34 vs. Charlotte.....05/05/99 \*\*
- 34 vs. Dallas.....02/04/98
- 34 vs. Vancouver.....01/31/96
- 33 vs. Denver.....12/08/99

**OPPONENTS:**

- 35 vs. Sacramento.....12/05/04
- 35 vs. San Antonio.....11/24/99
- 35 vs. Washington.....04/06/97
- 33 vs. Seattle.....11/22/96
- 32 vs. San Antonio.....01/18/04
- 32 vs. Phoenix.....11/28/97 \*
- 32 vs. Atlanta.....03/09/97

INDIVIDUAL SCORING

**CELTICS:**

- 50 Paul Pierce vs. Cleveland.....02/15/06
- 43 Paul Pierce vs. Chicago.....12/02/05
- 43 Antoine Walker vs. New Jersey.....04/08/98
- 41 Paul Pierce vs. Miami.....04/11/01
- 41 Paul Pierce vs. Orlando.....11/24/00
- 41 Todd Day vs. Minnesota.....12/22/95

**OPPONENTS:**

- 47 Allen Iverson (Philadelphia).....01/25/02
- 43 Kobe Bryant (LA Lakers).....01/31/07
- 43 Kobe Bryant (LA Lakers).....03/20/06
- 43 LeBron James (Cleveland).....02/15/06
- 42 Amare Stoudemire (Phoenix).....01/28/05
- 41 Bryant Reeves (Vancouver).....01/15/98

INDIVIDUAL REBOUNDING

**CELTICS:**

- 21 Mark Blount vs. Orlando.....03/01/04
- 21 Antoine Walker vs. Orlando.....03/21/97
- 20 Pervis Ellison vs. Charlotte.....02/20/96
- 19 Antoine Walker vs. New Jersey.....12/20/00
- 19 Antoine Walker vs. Milwaukee.....03/08/00

**OPPONENTS:**

- 22 Dikembe Mutombo (Philadelphia).....03/11/01
- 21 Shareef Abdur-Rahim (Vancouver).....11/26/00
- 21 Popeye Jones (Toronto).....12/11/96
- 20 Shaquille O'Neal (LA Lakers).....12/20/99

INDIVIDUAL BLOCKS

**CELTICS:**

- 7 Kendrick Perkins vs. Atlanta.....04/03/09
- 7 Kendrick Perkins vs. Milwaukee.....11/07/08
- 7 Tony Battie vs. Chicago.....03/21/99
- 7 Dino Radja vs. Denver.....11/15/96
- 6 Kendrick Perkins vs. New York.....04/09/06
- 6 Pervis Ellison vs. Charlotte.....02/20/96

**OPPONENTS:**

- 8 Kevin Garnett (Minnesota).....01/03/97
- 7 Theo Ratliff (Atlanta).....12/06/04
- 7 Andrei Kirilenko (Utah).....12/19/03
- 7 Charles 'Bo' Outlaw (Orlando).....11/24/00
- 7 Theo Ratliff (Philadelphia).....04/09/99
- 7 Jim Mlwanie (Washington).....04/10/96
- 7 Shawn Bradley (New Jersey).....03/17/96

INDIVIDUAL ASSISTS

**CELTICS:**

- 24 Rajon Rondo vs. New York.....10/29/10
- 23 Rajon Rondo vs. San Antonio.....01/05/11
- 19 Rajon Rondo vs. Chicago.....12/03/10

**OPPONENTS:**

- 18 Rod Strickland (Portland).....01/03/96
- 15 Jose Calderon (Toronto).....11/20/10
- 15 Tim Hardaway (Miami).....02/05/97
- 14 Chris Paul (New Orleans).....12/12/08
- 14 Steve Nash (Phoenix).....12/08/06
- 14 Deron Williams (Utah).....11/10/06
- 14 Jalen Rose (Toronto).....12/12/03
- 14 Steve Nash (Dallas).....12/18/00
- 14 Jason Kidd (Phoenix).....01/28/00
- 14 Tim Hardaway (Miami).....03/25/98

\* Denotes number of overtimes played.

HOME ATTENDANCE (SELLOUT IS 18,624)

YEAR	TOT	AVG	LOW	SELLOUTS
1995-96	732,841	17,874	16,061 (Mil. 03/04/96)	11
1996-97	664,022	16,196	13,184 (Atl. 11/13/96)	6
1997-98	743,422	18,132	15,760 (Den. 11/12/97)	28
1998-99	440,602	17,624	15,364 (Atl. 04/14/99)	6
1999-00	683,506	16,671	14,115 (Cle. 01/03/00)	8
2000-01	629,201	15,346	11,551 (Van. 11/26/00)	6
2001-02	659,751	16,091	12,587 (Den. 12/05/01)	10
2002-03	709,049	17,294	13,049 (Pho. 12/11/02)	19

YEAR	TOT	AVG	LOW	SELLOUTS
2003-04	664,248	16,201	12,478 (Mem. 12/1/03)	12
2004-05	656,081	16,002	13,002 (N.O. 01/03/05)	11
2005-06	692,875	16,899	14,017 (G. St. 12/19/05)	18
2006-07	690,576	16,843	14,033 (Ind. 11/15/06)	9
2007-08	763,584	18,624		41
2008-09	763,584	18,624		41
2009-10	763,584	18,624		41
2010-11	763,584	18,624		41

### 1979-80

Archibald 80, Bird 82, Carr 7, Cowens 55, Ford 73, Henderson 2, Maravich 4, Maxwell 80, Robey 27.

### 1980-81

Archibald 72, Bird 82, Carr 7, Ford 75, Henderson 10, Maxwell 81, McHale 1, Parish 82.

### 1981-82

Ainge 1, Archibald 51, Bird 58, Bradley 1, Carr 27, Ford 53, Henderson 31, Maxwell 74, McHale 32, Parish 78, Robey 4.

### 1982-83

Ainge 76, Archibald 19, Bird 79, Bradley 5, Buckner 56, Henderson 9, Maxwell 71, McHale 13, Parish 76, Robey 6.

### 1983-84

Ainge 3, Bird 77, Carr 1, Henderson 78, Johnson 78, Kite 1, Maxwell 78, McHale 10, Parish 79, Wedman 5.

### 1984-85

Ainge 73, Bird 77, Buckner 6, Clark 3, Johnson 77, Kite 4, Maxwell 51, McHale 31, Parish 78, Wedman 5, Williams 5.

### 1985-86

Ainge 78, Bird 81, Carlisle 1, Johnson 78, Kite 2, McHale 62, Parish 80, Sichting 7, Walton 2, Wedman 19.

### 1986-87

Ainge 66, Bird 73, Daye 2, Johnson 78, Kite 1, McHale 77, Parish 80, Roberts II, Sichting 15, Vincent 5, Wedman 2.

### 1987-88

Acres 5, Ainge 81, Bird 75, Daye 8, Gilmore 4, Johnson 74, Lohaus 4, McHale 63, Minniefield 6, Parish 73, Paxson 2, Roberts 14, Sichting 1.

### 1988-89

Ainge 28, Bird 6, Gamble 6, Johnson 72, Kleine 2, Lewis 57, Lohaus 15, McHale 74, Parish 80, Paxson 7, Pinckney 9, Shaw 54.

### 1989-90

Bagley 17, Bird 75, Gamble 10, Johnson 65, Kleine 4, Lewis 54, McHale 25, Parish 78, Paxson 25, Pinckney 50, M. Smith 7.

### 1990-91

Bird 60, Brown 5, Gamble 76, Kleine 1, Lewis 79, McHale 10, Parish 81, Pinckney 16, Shaw 79, M. Smith 3.

### 1991-92

Bagley 59, Bird 45, Brown 20, Fox 5, Gamble 77, Kleine 3, Lewis 82, McHale 1, Parish 79, Pinckney 36, Shaw 3.

### 1992-93

Abdelnaby 52, Battie 1, Brown 48, Douglas 36, Fox 14, Gamble 58, Kleine 3, Lewis 80, McDaniel 27, Parish 79, Pinckney 5, Williams, L. 7.

### 1993-94

Brown 76, Douglas 78, Earl 8, Fox 53, Gamble 28, McDaniel 5, Oliver 6, Parish 74, Pinckney 35, Radja 47.

### 1994-95

Brown 69, Douglas 43, Earl 3, Edwards 7, Ellison II, Fox 7, McDaniel 15, Minor 8, Montross 75, Radja 48, Strong 24, Wesley 36, Wilkins 64.

### 1995-96

Barros 25, Brown 23, Burrough 3, Day 12, Douglas 4, Ellison 29, Fox 81, Lister 14, Minor 47, Montross 59, Radja 52, Smith 2, Wesley 53, Williams 6.

### 1996-97

Barros 8, Brickowski 2, Brown 2, Conlon 15, Day 27, Ellison 4, Fox 75, Harner 5, Lister 2, Minor 15, Radja 25, Szabo 24, Walker 68, Wesley 73, Williams 67.

### 1997-98

Anderson 16, Barros 15, Billups 44, Bowen 9, Brown 10, DeClercq 49, Edney 7, Ellison 8, Knight 21, McCarty 64, Mercer 62, Minor 16, Tabak 5, Thomas 2, Walker 82.

### 1998-99

Anderson 33, Barros 16, Battie 15, Bowen 1, DeClercq 1, P. Jones 2, McCarty 4, Mercer 40, Minor 7, Pierce 47, Potapenko 32, Riley II, Walker 41.

### 1999-00

Anderson 82, Battie 4, Cheaney 19, Ellison 5, Fortson 5, Griffin 47, McCarty 5, Pierce 72, Potapenko 72, Walker 82, Williams 17.

### 2000-01

Anderson 28, Battie 25, Blount 50, Brown 35, Herren 7, McCarty 3, Overton 1, Palacio 6, Pierce 82, Potapenko 7, Sith 74, Walker 81, Williams 11.

### 2001-02

Anderson 76, Battie 73, K. Brown 5, Delk 16, Johnson 33, Pierce 82, Potapenko 9, Rogers 1, Strickland 4, Walker 81, Williams 30.

### 2002-03

Baker 9, Battie 62, Blount 7, Bremer 41, K. Brown 5, Delk 39, Long 1, McCarty 8, Pierce 79, Walker 8, E. Williams 79, S. Williams 2.

### 2003-04

Atkins 24, Baker 33, Banks 2, Battie 6, Blount 73, K. Brown 10, Davis 5, Hunter 12, James 55, J. Jones 2, LaFrentz 1, McCarty 23, Mihm 16, Pierce 80, Welsch 68.

### 2004-05

Allen 34, Banks 2, Blount 57, Davis 11, Jefferson 1, LaFrentz 80, Payton 77, Perkins 3, Pierce 82, Walker 24, Welsch 52, West 7.

### 2005-06

Allen 9, Banks 1, Blount 25, Davis 42, Gomes 33, Green 3, Greene 5, Jefferson 7, LaFrentz 63, Perkins 40, Pierce 79, Scalabrino 1, Szczerbiak 31, West 71.

### 2006-07

Allen 18, Gomes 60, Green 26, Jefferson 60, Perkins 53, Pierce 46, Powe 2, Ratliff 2, Ray 5, Rondo 25, Scalabrino 17, Szczerbiak 19, Telfair 30, West 47.

### 2007-08

R. Allen 77, T. Allen 11, Cassell 1, Davis 1, Garnett 71, House 2, Perkins 78, Pierce 80, Posey 2, Powe 5, Rondo 77, Scalabrino 9.

### 2008-09

R. Allen 79, T. Allen 2, G. Davis 16, Garnett 57, Marbury 4, Perkins 76, Pierce 81, Powe 7, Rondo 80, Scalabrino 8.

### 2009-10

R. Allen 80, T. Allen 8, Daniels 4, G. Davis 1, Finley 1, Garnett 69, Giddens 1, Perkins 78, Pierce 71, Rondo 81, Scalabrino 3.

### 2010-11

R. Allen 80, Arroyo 1, Erden 7, Garnett 71, Green 2, Krstic 20, J. O'Neal 10, S. O'Neal 36, Perkins 7, Pierce 80, Robinson II, Rondo 68, Wafer 2, West 2.

## BY PLAYER

Abdelnaby	52
Acres	5
Ainge	406
R. Allen	316
T. Allen	82
Anderson	317
Archibald	222
Arroyo	1
Atkins	24
Bagley	76
Baker	42
Banks	5
Barros	64
Battie	189
Battie	1
Billups	44
Bird	870
Blount	215
Bowen	10
Bradley	6
Bremer	41
Brickowski	2
D. Brown	253
K. Brown	20
R. Brown	35
Burrough	62
Carlisle	3
Carlisle	1

M.L. Carr	42
Cassell	5
Cheaney	27
Clark	3
Conlon	15
Cowens	55
Daniels	4
G. Davis	31
R. Davis	58
Day	59
Daye	10
DeClercq	50
Delk	55
Douglas	161
Earl	11
Edney	11
Edwards	7
Ellison	62
Erdent	1
Finley	7
Ford	201
Fortson	55
Fox	225
Gamble	255
Garnett	268
Giddens	1
Gilmore	4
Gomes	93

J. Green	2
G. Green	29
Greene	5
Griffin	3
Harner	3
Henderson	150
Herrns	1
House	2
Hunter	7
James	55
J. Jefferson	68
D. Johnson	522
J. Johnson	33
P. Jones	2
P. Jones	20
Kite	8
Kleine	15
Knight	20
Knorr	20
LaFrentz	144
Lewis	352
Lister	1
Long	1
Lohaus	19
Maravich	4
Marbury	4
Maxwell	455
McCarty	107

McDaniel	47
McHale	399
Mercer	102
Mihm	16
Minor	93
Minniefield	5
Montross	154
J. O'Neal	10
S. O'Neal	36
Oliver	6
Paxson	77
Palacio	6
D. Johnson	1,097
Payton	77
Paxson	2
Perkins	335
Pierce	961
Pinckney	151
Posey	11
Potapenko	120
Powe	14
Radja	172
Riley	11
Roberts	25
Robey	37
Robinson	11
Rogers	4
Rondo	331

Scalabrino	38
Shaw	156
Sichting	23
D. Smith	2
M. Smith	10
Sith	74
Strickland	4
Strong	24
Szabo	24
Szczerbiak	50
Tabak	5
Thomas	2
Vincent	5
Waler	7
Walker	537
Walton	2
Wedman	31
Welsch	100
Wesley	162
West	127
Wilkins	64
L. Williams	210
L. Williams	5
R. Williams	5
S. Williams	2

## MOST POINTS

Season.....	2,338	John Havlicek.....	1970-71
Game.....	60	Larry Bird vs. Atlanta (at New Orleans).....	03/12/85
Half.....	37	Larry Bird vs. Atlanta (at New Orleans).....	03/12/85
Quarter.....	24	Todd Day vs. Minnesota.....	12/22/95
	24	Larry Bird vs. Indiana.....	03/30/83
Overtime.....	15	Delonte West vs. Minnesota.....	03/04/07
Average.....	29.9	Larry Bird.....	1987-88

## MOST FIELD GOALS MADE

Season.....	918	Larry Bird.....	1984-85
Game.....	22	Larry Bird vs. New York.....	04/12/87
	22	Larry Bird vs. Atlanta (at New Orleans).....	03/12/85
	22	Kevin McHale vs. Detroit.....	03/03/85
Half.....	15	Larry Bird vs. Washington.....	01/27/88
	15	Larry Bird vs. Atlanta (at New Orleans).....	03/12/85
Quarter.....	10	Larry Bird vs. Washington.....	01/27/88
	10	Kevin McHale vs. Detroit.....	03/03/85
	10	Larry Bird vs. Indiana.....	03/30/83
	10	Tom Heinsohn vs. Cincinnati.....	02/08/59

## MOST FIELD GOALS ATTEMPTED

Season.....	1,982	John Havlicek.....	1970-71
Game.....	42	John Havlicek vs. Baltimore.....	02/03/65
Half.....	23	Larry Bird vs. Atlanta (at New Orleans).....	03/12/85
	23	Bob Cousy vs. New York.....	03/10/59
Quarter.....	17	Bob Cousy vs. New York.....	03/10/59

## MOST FREE THROWS MADE

Season.....	627	Paul Pierce.....	2005-06
Game.....	20	Paul Pierce at New York.....	11/02/02
	20	Nate Archibald vs. Chicago.....	01/16/80
Half.....	15	Paul Pierce vs. Miami.....	03/01/06
Quarter.....	11	Frank Ramsey at Detroit.....	12/03/57
Consecutive.....	72	Ray Allen.....	12/25/08-02/23/09

## MOST FREE THROWS ATTEMPTED

Season.....	812	Paul Pierce.....	2005-06
Game.....	24	Paul Pierce at Toronto.....	04/04/06
	24	Paul Pierce vs. New York.....	11/02/05
	24	John Havlicek vs. Seattle.....	02/06/70
Half.....	17	Paul Pierce vs. Miami.....	03/01/06
Quarter.....	13	Sherman Douglas vs. Golden State.....	01/21/94
	13	Bill Russell at Philadelphia.....	02/09/59

## MOST REBOUNDS

Season.....	1,930	Bill Russell.....	1963-64
Game.....	51	Bill Russell vs. Syracuse.....	02/05/60
Half.....	32	Bill Russell vs. Philadelphia.....	11/16/57
Quarter.....	17	Bill Russell vs. Syracuse.....	02/05/60
	17	Bill Russell vs. Cincinnati.....	12/12/58
	17	Bill Russell vs. Philadelphia.....	11/16/57
Average.....	24.7	Bill Russell.....	1963-64

## MOST ASSISTS

Season.....	794	Rajon Rondo.....	2009-10
Game.....	28	Bob Cousy vs. Minneapolis.....	02/27/59
Half.....	19	Bob Cousy vs. Minneapolis.....	02/27/59
Quarter.....	12	Bob Cousy vs. Minneapolis.....	02/27/59
Average.....	11.2	Rajon Rondo.....	2010-11

### MOST PERSONAL FOULS

Season.....	356	Charlie Scott.....	1975-76
Quarter.....	5	Jim Loscutt vs. Cincinnati.....	11/12/62

### MOST MINUTES PLAYED

Season.....	3,698	John Havlicek.....	1971-72
Average.....	45.4	John Havlicek.....	1970-71

### LONGEST CONSECUTIVE GAMES STREAK

488.....	JoJo White.....	.01/21/72-.01/29/78
----------	-----------------	---------------------

### HIGHEST FIELD GOAL PERCENTAGE

Season.....	.609	Cedric Maxwell.....	1979-80 (457-750)
-------------	------	---------------------	-------------------

### HIGHEST FREE THROW PERCENTAGE (MINIMUM OF 100 ATTEMPTS)

Season.....	.952	Ray Allen.....	2008-09 (237-249)
-------------	------	----------------	-------------------

### MOST DISQUALIFICATIONS

Season.....	19	Tom Sanders.....	1964-65
-------------	----	------------------	---------

### THREE POINT FIELD GOALS MADE

Game.....	9	Antoine Walker at Minnesota.....	11/09/02
	9	Antoine Walker at Sacramento.....	01/17/01
Season.....	222	Antoine Walker.....	2001-02
Consecutive.....	11	Scott Wedman.....	12/21/84-03/31/85
Game, No Misses.....	6	Walter McCarty at Toronto.....	11/02/99
	6	Danny Ainge at Utah.....	01/04/88

### THREE POINT FIELD GOALS ATTEMPTED

Game.....	17	Antoine Walker at New York.....	12/11/01
Season.....	645	Antoine Walker.....	2001-02

### HIGHEST THREE POINT FIELD GOAL PERCENTAGE

Season.....	.444	Ray Allen.....	2010-11 (168-378)
-------------	------	----------------	-------------------

### MOST BLOCKS

Season.....	214	Robert Parish.....	1980-81
Game.....	9	Kevin McHale at Chicago.....	01/21/83
	9	Kevin McHale at New Jersey.....	04/16/82
	9	Robert Parish vs. Atlanta.....	03/17/82

### MOST STEALS

Season.....	189	Rajon Rondo.....	2009-10
Game.....	9	Paul Pierce vs. Miami.....	12/03/99
	9	Larry Bird at Utah.....	02/18/85

## MOST POINTS

Season.....	9,687		1961-62
Game.....	173	vs. Minneapolis.....	02/27/59
Half.....	91	vs. Detroit at Providence.....	02/10/60
	91	vs. Cincinnati.....	11/11/59
Quarter.....	54	vs. San Diego.....	02/25/70
Overtime.....	21	at San Francisco.....	01/02/63
Average.....	124.5		1959-60

## MOST FIELD GOALS MADE

Season.....	3,855		1961-62
Game.....	72	vs. Minneapolis.....	02/27/59
Half.....	40	vs. Minneapolis.....	02/27/59
Quarter.....	23	vs. Minneapolis.....	02/27/59

## MOST FIELD GOALS ATTEMPTED

Season.....	9,295		1960-61
Game.....	150	vs. Philadelphia.....	03/02/60
Half.....	83	at Philadelphia.....	12/27/60
Quarter.....	47	vs. Minneapolis.....	02/27/59

## MOST FREE THROWS MADE

Season.....	2,216		1966-67
Game.....	56	at Minneapolis.....	11/28/54
Half.....	32	vs. Syracuse.....	01/30/51
Quarter.....	23	at Chicago.....	01/09/63

## MOST FREE THROWS ATTEMPTED

Season.....	2,983		1967-68
Game.....	66	at Minneapolis.....	11/28/54
Half.....	39	at Chicago.....	01/09/63
Quarter.....	30	at Chicago.....	01/09/63

## MOST REBOUNDS

Season.....	6,131		1960-61
Game.....	109	vs. Detroit.....	12/24/60
Half.....	65	vs. Cincinnati.....	01/12/62
Quarter.....	35	vs. Minneapolis.....	02/26/60

## MOST ASSISTS

Season.....	2,448		1987-88
Game.....	46	vs. Dallas.....	12/18/85
Half.....	26	vs. LA Clippers.....	03/06/87
	26	vs. Dallas.....	12/18/85
	26	vs. Detroit.....	11/03/63
Quarter.....	23	vs. Washington.....	12/11/08

## MOST PERSONAL FOULS

Season.....	2,320		1969-70
-------------	-------	--	---------

## MOST DISQUALIFICATIONS

Season.....	56		1952-53
-------------	----	--	---------

### HIGHEST FIELD GOAL PERCENTAGE

Season.....	.521.....	1987-88
Game.....	.679..... vs. Golden State.....	11/21/84

### HIGHEST FREE THROW PERCENTAGE

Season.....	.832.....	1989-90
Game.....	1.000..... vs. Miami (35-for-35).....	04/12/90

### HIGHEST THREE POINT FIELD GOAL PERCENTAGE

Season.....	.397.....	2008-09
Game.....	1.000..... at New Jersey (4-for-4).....	03/25/92
	1.000..... vs. Philadelphia (4-for-4).....	12/04/81

### MOST THREE POINT FIELD GOALS MADE

Season.....	719.....	2002-03
Game.....	17..... at Portland.....	01/03/03
	17..... at Atlanta.....	11/17/01

### MOST THREE POINT FIELD GOALS ATTEMPTED

Season.....	1,994.....	2002-03
Game.....	38..... at Portland.....	02/13/2003

### MOST BLOCKS

Season.....	594.....	1980-81
Game.....	16..... at Chicago.....	01/21/83

### MOST STEALS

Season.....	987.....	1997-98
Game.....	21..... at Orlando.....	01/10/98
	21..... at Phoenix.....	12/30/97
	21..... at Chicago.....	03/26/83
	21..... vs. LA Lakers.....	01/18/81

### MOST PLAYERS AVERAGING DOUBLE FIGURES

Season.....	8.....	1979-80
-------------	--------	---------

**MOST FIELD GOALS MADE**

Boston .....	72 .....	vs Minneapolis.....	02/27/59
Opposition .....	69 .....	at Detroit.....	03/09/79

**MOST FIELD GOALS ATTEMPTED**

Boston .....	150 .....	vs Philadelphia.....	03/02/60
Opposition .....	142 .....	at Detroit.....	11/17/59 (Unofficial)

**MOST THREE POINT FIELD GOALS MADE**

Boston .....	17 .....	at Portland.....	01/03/03
	17 .....	at Atlanta.....	11/17/01
Opposition .....	18 .....	at Seattle.....	02/22/04

**MOST THREE POINT FIELD GOALS MADE, NO MISSES**

Boston .....	4 .....	at New Jersey.....	03/25/92
	4 .....	vs Philadelphia.....	12/04/81
Opposition .....	4 .....	at Washington.....	11/03/79

**MOST THREE POINT FIELD GOALS ATTEMPTED**

Boston .....	37 .....	at Atlanta.....	11/17/01
Opposition .....	41 .....	vs. Seattle.....	12/10/03

**MOST FREE THROWS MADE**

Boston .....	56 .....	at Minneapolis.....	11/28/54
Opposition .....	48 .....	at Phoenix.....	02/19/71
	48 .....	vs. Milwaukee.....	03/08/70 (Unofficial)

**MOST FREE THROWS ATTEMPTED**

Boston .....	66 .....	at Minneapolis.....	11/28/54
Opposition .....	64 .....	at Atlanta.....	02/15/70 (Unofficial)

**MOST REBOUNDS**

Boston .....	109 .....	vs. Detroit.....	12/24/60
Opposition .....	107 .....	Detroit at New York.....	11/15/60

**MOST ASSISTS**

Boston .....	46 .....	vs. Dallas.....	12/18/85
Opposition .....	49 .....	at San Antonio.....	02/14/79

**MOST PERSONAL FOULS**

Boston .....	42 .....	vs. Miami.....	12/04/95 (Unofficial)
Opposition .....	46 .....	at New York.....	11/18/87 (Unofficial)

**MOST BLOCKS**

Boston .....	16 .....	at Chicago.....	01/21/83
Opposition .....	17 .....	at Philadelphia.....	04/11/82 (Unofficial)

### MOST STEALS

Boston	21	at Orlando	01/10/98
	21	at Phoenix	12/30/97
	21	at Chicago	03/26/83
	21	vs. Lakers	01/18/81
Opposition	20	at Seattle	02/17/96
	20	at Milwaukee	11/07/92 (Unofficial)

### MOST TURNOVERS

Boston	40	Portland at Philadelphia	01/05/71
Opposition	37	at New Jersey	10/31/79 (Unofficial)

### HIGHEST FG%

Boston	.679	vs. Golden State	11/21/84 (55-for-81)
Opposition	.659	at Denver	02/17/88 (Unofficial) (54-for-82)

### HIGHEST FT%

Boston	1.000	at New York	12/15/10 (21-for-21)
	1.000	at Dallas	11/08/10 (7-for-7)
	1.000	at Detroit	11/02/10 (18-for-18)
	1.000	vs. L.A. Clippers	02/04/04 (8 for 8)
	1.000	vs. Miami	04/12/90 (35-for-35)
Opposition	1.000	vs. Toronto	01/23/08 (19-for-19)
	1.000	at Toronto	04/04/06 (28-for-28)
	1.000	at Washington	11/24/01 (16-for-16)
	1.000	at New York	12/21/00 (9-for-9)
	1.000	vs. Miami	03/24/93 (30-for-30)
	1.000	at Utah	12/28/85 (30-for-30)

### MOST WINS

Season	68		1972-73
Consecutive	19		11/15/08-12/23/08
Season, At home	40	(1 loss)	1985-86
Consecutive, At home	38	(2 seasons)	12/10/85-11/28/86
Season, On road	32	(8 losses)	1972-73 & 1974-75
Consecutive, On road	13		12/05/64-01/20/65
Best winning percentage	.829	68 wins, 14 losses	1972-73
Consecutive, Start	14		10/22/57-11/27/57

### MOST LOSSES

Season	67		1996-97
Consecutive	18		01/07/07-02/14/07
Worst winning percentage	.183	15 wins, 67 losses	1996-97

All records are regular season only, and do not include those games played before the inception of the 24-second shot clock in 1954-55. Due to incomplete information, some records are left as unofficial; in these instances, highest and lowest possibilities are noted based on NBA records (for example, Boston's best 3rd quarter output is listed as 49 but could be as high as 50 or as low as another 49). These extremes are factual due to various research.

### FEWEST FIELD GOALS MADE

Boston	22	at Miami	12/27/02
	22	vs. Miami	01/04/02
	22	vs. Cleveland	02/08/95
Opposition	17	vs. Miami	03/30/08
	22	vs. Milwaukee	03/13/11
	23	vs. Miami	04/19/06
	23	vs. Sacramento	01/27/06
	23	vs. New Orleans	03/12/03
	23	at Chicago	11/06/02
	23	vs. Milwaukee at Providence	02/27/55

### FEWEST FIELD GOALS ATTEMPTED

Boston	59	vs Milwaukee at Providence	02/27/55
Opposition	53	at Cleveland	11/29/97

### FEWEST THREE POINT FIELD GOALS MADE

Boston	0	at Orlando	01/22/09
	0	vs. Utah	12/21/05
	0	at Seattle	02/11/03
	0	vs. Atlanta	01/15/03
	0	at Atlanta	03/11/99
	0	at Charlotte	03/09/99
Opposition	0	vs. Philadelphia	12/23/08
	0	vs. Washington	11/02/07
	0	vs. Philadelphia	04/11/07
	0	vs. Cleveland	04/01/07
	0	at Indiana	01/30/07
	0	at Philadelphia	12/13/06
	0	vs. Orlando	11/13/06
	0	at New York	03/29/06
	0	at NO/Oklahoma City	12/07/05
	0	vs. Philadelphia	03/11/01

### FEWEST THREE POINT FIELD GOALS ATTEMPTED

Boston	0	vs. Chicago	11/13/93
Opposition	0	at Washington	11/24/01
	0	vs. Cleveland	04/17/98
	0	at New Jersey	03/27/98
	0	vs. Vancouver	01/15/98
	0	at Toronto	12/17/97
	0	at Indiana	11/20/93

### FEWEST FREE THROWS MADE

Boston	4	vs. Milwaukee	04/11/08
	4	at Orlando	04/05/98
	4	vs. Seattle	01/09/98
	4	at Philadelphia	01/10/94 (Unofficial)
Opposition	3	vs. New Jersey	11/15/89
	3	vs. Captial at Washington	02/17/74

### FEWEST FREE THROWS ATTEMPTED

Boston	5	vs. Milwaukee	04/11/08
	5	vs. Seattle	01/09/98
Opposition	5	vs. Miami	04/02/03

### FEWEST REBOUNDS

Boston	24	vs. Orlando	02/12/06
Opposition	21	at Detroit	12/13/94

### FEWEST ASSISTS

Boston	3	vs. Minneapolis at Louisville	11/28/56
Opposition	3	vs. New York	03/28/76
	3	at Baltimore	10/16/63

### FEWEST PERSONAL FOULS

Boston	9	at Utah	02/16/87
Opposition	9	at Orlando	01/10/98

### FEWEST BLOCKS

Boston	0	at Minnesota	03/27/11
	0	vs. Memphis	03/23/11
	0	at New York	03/21/11
	0	at Miami	11/11/10
	0	vs. Cleveland	10/28/08
	0	vs. San Antonio	02/10/08
	0	at Miami	11/30/07
	0	at New Jersey	04/16/06
	0	at Miami	03/16/06
	0	vs. Miami	03/01/06
	0	vs. Toronto	03/16/05
	0	at Dallas	03/19/04
	0	at Miami	01/20/04
	0	at L.A. Lakers	12/28/03
	0	at Washington	04/06/03
	0	at Indiana	03/19/03
	0	vs. Chicago	10/30/02
	0	at Washington	03/11/02
	0	at Charlotte	12/15/01
	0	at Milwaukee	11/30/00
	0	vs. Chicago	04/14/00
Opposition	0	vs. Detroit	04/03/11
	0	vs. New York	02/13/08
	0	at New York	01/21/08
	0	vs. Milwaukee	12/14/07
	0	at Milwaukee	04/13/05
	0	vs. New Jersey	02/02/05
	0	vs. Utah	12/17/04
	0	vs. Orlando	01/07/04
	0	vs. Washington	04/06/03
	0	at Detroit	03/15/03
	0	at Atlanta	11/23/02
	0	vs. Houston	02/01/98
	0	vs. New York	01/26/98
	0	at Charlotte	11/22/95

### FEWEST STEALS

Boston	0	at Minnesota	02/02/90
	0	at Detroit	10/26/84
Opposition	0	at Minnesota	02/06/05
	0	vs. Chicago	03/24/76

### FEWEST TURNOVERS

Boston	4	at Sacramento	03/20/09
	4	at Seattle	12/27/07
	4	at Golden State	02/18/03
	4	vs. Phoenix	04/02/93
Opposition	4	at Washington	01/25/90

### LOWEST FG%

Boston	.278	at Miami	12/27/02 (22-for-79)
Opposition	.267	at San Francisco	12/05/64 (28-for-105)

### LOWEST FT%

Boston	.357	vs. Houston	11/11/94 (5-for-14) [321-Unofficial]
Opposition	.316	at Atlanta	01/08/75 (6-for-19)

MEMBERS OF THE NAISMITH MEMORIAL HALL OF FAME

SPRINGFIELD, MA

Ed Macauley.....	Player.....	1960
Andy Phillip.....	College Player.....	1961
John (Honey) Russell.....	Player.....	1964
Walter Brown.....	Contributor.....	1965
Bill Mokray.....	Contributor.....	1965
Alvin (Doggie) Julian.....	Coach.....	1967
Arnold (Red) Auerbach.....	Coach.....	1968
Bob Cousy.....	Player.....	1970
Bill Russell.....	Player.....	1974
Bill Sharman.....	Player.....	1975
Bill Sharman.....	Coach.....	2004
Frank Ramsey.....	Player.....	1981
Sam Jones.....	Player.....	1983
John Havlicek.....	Player.....	1984
Tom Heinsohn.....	Player.....	1985-86
Bob Houbregs.....	Player.....	1986-87
Pete Maravich.....	Player.....	1986-87
Clyde Lovellette.....	Player.....	1987-88
K.C. Jones.....	Player.....	1988-89
Dave Bing.....	Player.....	1989-90
Nate (Tiny) Archibald.....	Player.....	1990-91
Dave Cowens.....	Player.....	1990-91
Bill Walton.....	Player.....	1992-93
Bailey Howell.....	Player.....	1996-97
Larry Bird.....	Player.....	1997-98
Arnie Risen.....	Player.....	1997-98
Kevin McHale.....	Player.....	1998-99
John Thompson.....	Coach.....	1998-99
Wayne Embry.....	Contributor.....	1998-99
Bob McAdoo.....	Player.....	1999-00
Robert Parish.....	Player.....	2002-03
Dave Gavitt.....	Contributor.....	2005-06
Dominique Wilkins.....	Player.....	2005-06
Dennis Johnson.....	Player.....	2009-10
Tom Sanders.....	Player.....	2010-11
Artis Gilmore.....	Player.....	2010-11

CURT GOWDY MEDIA AWARD

Established by the Hall of Fame's Board of Trustees to single out members of the media for outstanding contribution to basketball.

Curt Gowdy.....	Electronic.....	1990
Johnny Most.....	Electronic.....	1993
Bob Ryan.....	Print.....	1997
Jackie MacMullan.....	Print.....	2010

JOHN BUNN AWARD

Established by the Hall of Fame's Board of Trustees to a figure who has contributed greatly to the game of basketball.

Curt Gowdy.....	1978	Dave Gavitt.....	1987
Red Auerbach.....	1980	Tom Sanders.....	2007
Bob Cousy.....	1983		

CEREMONIES OF RETIRED NUMBERS

- 1.....Walter Brown.....Wednesday, October 17, 1964
- 2.....Red Auerbach.....Friday, January 4, 1985
- 3.....Dennis Johnson.....Friday, December 13, 1991
- 6.....Bill Russell.....Sunday, March 12, 1972
- 10.....Jo Jo White.....Friday, April 9, 1982
- 14.....Bob Cousy.....Wednesday, October 16, 1963;  
Cousy Day: March 17, 1963
- 15.....Tom Heinsohn.....Saturday, October 15, 1966
- 16.....Tom Sanders.....January 19, 1973
- 17.....John Havlicek.....Wednesday, October 13, 1978
- 18.....Dave Cowens.....Sunday, February 8, 1981
- 19.....Don Nelson.....1978
- 21.....Bill Sharman.....Saturday, October 15, 1966

- 22...Ed Macauley.....Wednesday, October 16, 1963
- 23...Frank Ramsey.....Fall, 1964
- 24...Sam Jones.....Sunday, March 9, 1969
- 25...K.C. Jones.....Sunday, February 12, 1967
- 31...Cedric Maxwell.....Monday, December 15, 2003
- 32...Kevin McHale.....Sunday, January 30, 1994
- 33...Larry Bird.....Thursday, February 4, 1993
- 35...Reggie Lewis.....Wednesday, March 22, 1995
- 00...Robert Parish.....Sunday, January 18, 1998
- \*\*...Jim Loscutoff.....Unavailable

\*\* "Loscy" was retired but his number 18 was kept active (retired in honor of Dave Cowens).

### ALL-STAR GAME PLAYERS

PLAYER	TOTAL	YEARS
Bob Cousy.....	13	51, 52, 53, 54, 55, 56, 57, 58, 59, 60, 61, 62, 63
John Havlicek.....	13	66, 67, 68, 69, 70, 71, 72, 73, 74, 75, 76, 77, 78
Larry Bird.....	12	80, 81, 82, 83, 84, 85, 86, 87, 88, 90, 91, 92
Bill Russell.....	12	58, 59, 60, 61, 62, 63, 64, 65, 66, 67, 68, 69
Paul Pierce.....	9	02, 03, 04, 05, 06, 08, 09, 10, 11
Robert Parish.....	9	81, 82, 83, 84, 85, 86, 87, 90, 91
Bill Sharman.....	8	53, 54, 55, 56, 57, 58, 59, 60
Dave Cowens.....	7	72, 73, 74, 75, 76, 77, 78
Kevin McHale.....	7	84, 86, 87, 88, 89, 90, 91
Jolo White.....	7	71, 72, 73, 74, 75, 76, 77
Tom Heinsohn.....	6	57, 61, 62, 63, 64, 65
Ed Macauley.....	6	51, 52, 53, 54, 55, 56
Sam Jones.....	5	62, 64, 65, 66, 68
Kevin Garnett.....	4	08, 09, 10, 11
Ray Allen.....	3	08, 09, 11
Nate Archibald.....	3	80, 81, 82
Antoine Walker.....	3	98, 02, 03
Rajon Rondo.....	2	10, 11
Danny Ainge.....	1	88
Don Barksdale.....	1	53
Bailey Howell.....	1	67
Dennis Johnson.....	1	85
Reggie Lewis.....	1	92
Paul Silas.....	1	75
<b>TOTALS.....</b>	<b>134</b>	

Injured: Bird (91, 92); Cowens (77); Heinsohn (65).  
No Celtics: (79, 93, 94, 95, 96, 97, 99, 00, 01, 07).

### ALL-STAR SATURDAY (3-POINT SHOOTOUT/ SLAM DUNK TOURNEY/ROOKIE GAME)

PLAYER	TOTAL	YEARS	EVENT
Larry Bird.....	5	86, 87, 88, 90, 92	3-Point Shootout
Paul Pierce.....	3	02, 10, 11	3-Point Shootout
Danny Ainge.....	2	88, 89	3-Point Shootout
Ray Allen.....	1	11	3-Point Shootout
Antoine Walker.....	1	03	3-Point Shootout
Dana Barros.....	1	96	3-Point Shootout
Gerald Green.....	1	07	Slam Dunk Tourney
Ricky Davis.....	1	04	Slam Dunk Tourney
Greg Minor.....	1	96	Slam Dunk Tourney
Dee Brown.....	1	91	Slam Dunk Tourney
Tony Allen.....	1	05	Rookie Game
Al Jefferson.....	1	05	Rookie Game
Joe Johnson.....	1	02	Rookie Game
Adrian Griffin.....	1	00	Rookie Game
Paul Pierce.....	1	00	Rookie Game
Chauncey Billups.....	1	98	Rookie Game
Ron Mercer.....	1	98	Rookie Game
Antoine Walker.....	1	97	Rookie Game
Eric Williams.....	1	96	Rookie Game
Eric Montross.....	1	95	Rookie Game
Dino Radja.....	1	94	Rookie Game
Rajon Rondo.....	1	08	(Soph) Rookie Game
Delonte West.....	1	06	(Soph) Rookie Game

Individual Winners: Bird (86, 87, 88), Brown (91), Green (07); Pierce (10).  
Injured: Bird (92).

### COACHES IN LEGENDS GAMES

COACH	TOTAL	YEARS
Bob Cousy.....	2	88, 90
Red Auerbach.....	1	84
Tom Heinsohn.....	1	92
Bill Russell.....	1	86

Note: The NBA discontinued this event after 1993.

### LEGENDS IN AT&T SHOOTOUT

PLAYER	TOTAL	YEARS
Nate Archibald.....	1	97
Jolo White.....	1	97

### ALL-STAR GAME COACHES

COACH	TOTAL	YEARS	W-L
Red Auerbach.....	11	57, 58, 59, 60, 61, 62	7-4
Tom Heinsohn.....	4	72, 73, 74, 76	2-2
K.C. Jones.....	4	84, 85, 86, 87	2-2
Glenn "Doc" Rivers.....	2	08, 11	1-1
Bill Fitch.....	1	82	1-0
Chris Ford.....	1	91	1-0
<b>TOTALS.....</b>	<b>23</b>		<b>14-9</b>

### ALL-STAR GAME MOST VALUABLE PLAYERS

PLAYER	TOTAL	YEARS
Bob Cousy.....	2	54, 57
Nate Archibald.....	1	81
Larry Bird.....	1	82
Dave Cowens.....	1	73
Ed Macauley.....	1	51
Bill Russell.....	1	63
Bill Sharman.....	1	55

### ALL-STAR GAMES IN BOSTON

DATE	RESULT	ATTENDANCE
March 2, 1951.....	W/111-94	10,094
February 11, 1952.....	W/108-91	10,211
January 15, 1957.....	W/109-97	11,178
January 14, 1964.....	W/111-107	13,464

### PLAYERS IN LEGENDS GAMES

PLAYER	TOTAL	YEARS
Dave Cowens.....	8	86, 87, 88, 89, 90, 91, 92, 93
Dave Bing.....	5	84, 85, 88, 90, 92
John Havlicek.....	5	84, 85, 86, 87, 88
Pete Maravich.....	4	84, 85, 86, 87
Bob Cousy.....	3	85, 86, 87
Bailey Howell.....	3	86, 88, 90
Sam Jones.....	3	84, 87, 91
Nate Archibald.....	2	87, 89
Artis Gilmore.....	2	92, 93
Tom Heinsohn.....	2	84, 85
Tom Sanders.....	2	86, 88
Otis Birdsong.....	1	93
M.L. Carr.....	1	93
Don Chaney.....	1	89
Ed Macauley.....	1	87
Bill Russell.....	1	86
Charlie Scott.....	1	91
Bill Sharman.....	1	84
Paul Silas.....	1	87
Paul Westphal.....	1	89
Jolo White.....	1	92

Note: The NBA discontinued this event after 1993.

### COACHES IN ROOKIE GAMES

COACH	TOTAL	YEARS
Red Auerbach.....	1	97

**NBA MOST VALUABLE PLAYER**

Originated in 1946-47

1956-57.....	Bob Cousy
1957-58.....	Bill Russell
1960-61.....	Bill Russell
1961-62.....	Bill Russell
1962-63.....	Bill Russell
1964-65.....	Bill Russell
1972-73.....	Dave Cowens
1983-84.....	Larry Bird
1984-85.....	Larry Bird
1985-86.....	Larry Bird

**NBA FINALS MOST VALUABLE PLAYER**

Originated in 1969

1974.....	John Havlicek
1976.....	Jo Jo White
1981.....	Cedric Maxwell
1984.....	Larry Bird
1986.....	Larry Bird
2008.....	Paul Pierce

**NBA EXECUTIVE OF THE YEAR**

Originated in 1972-73

1979-80.....	Red Auerbach
2007-08.....	Danny Ainge

**NBA COACH OF THE YEAR**

Originated in 1962-63

1964-65.....	Red Auerbach
1972-73.....	Tom Heinsohn
1979-80.....	Bill Fitch

**NBA DEFENSIVE PLAYER OF THE YEAR**

Originated in 1982-83

2007-08.....	Kevin Garnett
--------------	---------------

**NBA SIXTH MAN OF THE YEAR**

Originated in 1982-83

1983-84.....	Kevin McHale
1984-85.....	Kevin McHale
1985-86.....	Bill Walton

**NBA ROOKIE OF THE YEAR**

Originated in 1952-53

1956-57.....	Tom Heinsohn
1970-71.....	Dave Cowens (shared with Portland's Geoff Petrie)
1979-80.....	Larry Bird

**NBA ALL-ROOKIE TEAM**

Originated in 1962-63

1962-63.....	John Havlicek
1969-70.....	Jo Jo White
1970-71.....	Dave Cowens
1979-80.....	Larry Bird
1980-81.....	Kevin McHale
1988-89.....	Brian Shaw (2nd)
1990-91.....	Dee Brown (1st)
1991-92.....	Rick Fox (2nd)
1993-94.....	Dino Radja (2nd)
1994-95.....	Eric Montross (2nd)
1996-97.....	Antoine Walker (1st)
1997-98.....	Ron Mercer (1st)
1998-99.....	Paul Pierce (1st)
2002-03.....	J.R. Bremer (3rd)
2004-05.....	Al Jefferson (2nd)
2005-06.....	Ryan Gomes (2nd)
2006-07.....	Rajon Rondo (2nd)

**ALL-NBA TEAMS**

Originated in 1946-47

PLAYER	BY PLAYER:			TOTAL
	1ST	2ND	3RD	
Bob Cousy.....	10	2	0	12
John Havlicek.....	4	7	0	11
Bill Russell.....	3	8	0	11
Larry Bird.....	9	1	0	10
Bill Sharman.....	4	3	0	7
Ed Macauley.....	3	1	0	4
Paul Pierce.....	0	1	3	4
Tom Heinsohn.....	0	4	0	4
Dave Cowens.....	0	3	0	3
Sam Jones.....	0	3	0	3
JoJo White.....	0	2	0	2
Robert Parish.....	0	1	1	2
Kevin Garnett.....	1	0	0	1
Kevin McHale.....	1	0	0	1
Ed Sadowski.....	1	0	0	1
Nate Archibald.....	0	1	0	1

**BY SEASON:**

1947-48.....	Ed Sadowski (1st)
1950-51.....	Ed Macauley (1st)
1951-52.....	Ed Macauley (1st); Bob Cousy (1st)
1952-53.....	Ed Macauley (1st); Bob Cousy (1st); Bill Sharman (2nd)
1953-54.....	Bob Cousy (1st); Ed Macauley (2nd)
1954-55.....	Bob Cousy (1st); Bill Sharman (2nd)
1955-56.....	Bob Cousy (1st); Bill Sharman (1st)
1956-57.....	Bob Cousy (1st); Bill Sharman (1st)
1957-58.....	Bob Cousy (1st); Bill Sharman (1st); Bill Russell (2nd)
1958-59.....	Bob Cousy (1st); Bill Sharman (1st); Bill Russell (1st)
1959-60.....	Bob Cousy (1st); Bill Sharman (1st); Bill Russell (2nd)
1960-61.....	Bob Cousy (1st); Bill Russell (2nd); Tom Heinsohn (2nd)
1961-62.....	Bob Cousy (2nd); Bill Russell (2nd); Tom Heinsohn (2nd)
1962-63.....	Bill Russell (1st); Bob Cousy (2nd); Tom Heinsohn (2nd)
1963-64.....	Bill Russell (2nd); Tom Heinsohn (2nd); John Havlicek (2nd)
1964-65.....	Bill Russell (1st); Sam Jones (2nd)
1965-66.....	Bill Russell (2nd); John Havlicek (2nd); Sam Jones (2nd)
1966-67.....	Bill Russell (2nd); Sam Jones (2nd)
1967-68.....	Bill Russell (2nd); John Havlicek (2nd)
1968-69.....	John Havlicek (2nd)
1969-70.....	John Havlicek (2nd)
1970-71.....	John Havlicek (1st)
1971-72.....	John Havlicek (1st)
1972-73.....	John Havlicek (1st); Dave Cowens (2nd)
1973-74.....	John Havlicek (1st)
1974-75.....	John Havlicek (2nd); Dave Cowens (2nd); JoJo White (2nd)
1975-76.....	John Havlicek (2nd); Dave Cowens (2nd)
1976-77.....	JoJo White (2nd)
1979-80.....	Larry Bird (1st)
1980-81.....	Larry Bird (1st); Nate Archibald (2nd)
1981-82.....	Larry Bird (1st); Robert Parish (2nd)
1982-83.....	Larry Bird (1st)
1983-84.....	Larry Bird (1st)
1984-85.....	Larry Bird (1st)
1985-86.....	Larry Bird (1st)
1986-87.....	Larry Bird (1st); Kevin McHale (1st)
1987-88.....	Larry Bird (1st)
1988-89.....	Robert Parish (3rd)
1989-90.....	Larry Bird (2nd)
2001-02.....	Paul Pierce (3rd)
2002-03.....	Paul Pierce (3rd)
2007-08.....	Kevin Garnett (1st); Paul Pierce (3rd)
2008-09.....	Paul Pierce (2nd)

## NBA ALL-DEFENSIVE TEAM

Originated in 1968-69	
1968-69	Bill Russell (1st); John Havlicek (2d); Tom Sanders (2d)
1969-70	John Havlicek (2d)
1970-71	John Havlicek (2d)
1971-72	John Havlicek (1st); Don Chaney (2d)
1972-73	John Havlicek (1st); Don Chaney (2d); Paul Silas (2d)
1973-74	John Havlicek (1st); Don Chaney (2d)
1974-75	John Havlicek (1st); Paul Silas (1st); Don Chaney (2d); Dave Cowens (2d)
1975-76	Dave Cowens (1st); John Havlicek (1st); Paul Silas (1st)
1979-80	Dave Cowens (2d)
1981-82	Larry Bird (2d)
1982-83	Larry Bird (2d); Kevin McHale (2d)
1983-84	Larry Bird (2d); Dennis Johnson (2d); Dennis Johnson (2d)
1984-85	Dennis Johnson (2d)
1985-86	Kevin McHale (1st); Dennis Johnson (2d)
1986-87	Kevin McHale (1st); Dennis Johnson (1st)
1987-88	Kevin McHale (1st)
1988-89	Kevin McHale (2d)
1989-90	Kevin McHale (2d)
2007-08	Kevin Garnett (1st)
2008-09	Kevin Garnett (1st); Rajon Rondo (2nd)
2009-10	Rajon Rondo (1st)
2010-11	Rajon Rondo, Kevin Garnett (1st)

## COMCAST SPORTSNET/SIERRA MIST SIXTH STAR

Originated in 1987-88	
1987-88	Dirk Minniefield
1988-89	Reggie Lewis
1989-90	Joe Kleine
1990-91	Kevin Gamble
1991-92	Ed Pinckney
1992-93	Xavier McDaniel
1993-94	Dino Radja
1994-95	Eric Montross
1995-96	David Wesley
1996-97	David Wesley
1997-98	Ron Mercer
1998-99	Paul Pierce
1999-00	Adrian Griffin
2000-01	Bryant Stith
2001-02	Erick Strickland
2002-03	Walter McCarty
2003-04	Mark Blount
2004-05	Ricky Davis
2005-06	Delonte West
2006-07	Al Jefferson
2007-08	Rajon Rondo
2008-09	Leon Powe
2009-10	Tony Allen

## CELTICS ON NBA'S 25TH ANNIVERSARY TEAM

Selected in 1971	
Coach	Red Auerbach
Players	Bob Cousy, Bill Russell, Bill Sharman, Sam Jones

## CELTICS ON NBA'S 35TH ANNIVERSARY TEAM

Selected in 1980	
Coach	Red Auerbach
Players	Bob Cousy, John Havlicek, Bill Russell

## CELTICS AMONG NBA'S 50 GREATEST PLAYERS TEAM

Selected in 1996		
Nate Archibald	John Havlicek	Robert Parish
Dave Bing	Sam Jones	Bill Russell
Larry Bird	Pete Maravich	Bill Sharman
Bob Cousy	Kevin McHale	Bill Walton
Dave Cowens		

## CELTICS AMONG NBA'S 10 BEST COACHES OF ALL-TIME

Selected in 1996		
Red Auerbach	Bill Fitch	Don Nelson

## CHUCK DALY LIFETIME ACHIEVEMENT AWARD

Originated in 2008-09	
2009	Tom Heinsohn

## NBA PLAYER OF THE WEEK

Originated in 1979-80	
03/03/80	Larry Bird
12/01/80	Robert Parish
01/12/81	Nate Archibald
12/28/81	Larry Bird
01/17/82	Larry Bird
03/22/82	Robert Parish
11/29/82	Larry Bird
12/13/82	Larry Bird
04/04/83	Larry Bird
02/20/84	Larry Bird
03/12/84	Larry Bird
03/18/85	Larry Bird
12/02/85	Larry Bird
01/20/86	Larry Bird
02/17/86	Larry Bird
03/17/86	Larry Bird
11/17/86	Robert Parish
01/05/87	Larry Bird
11/16/87	Larry Bird
12/19/88	Robert Parish
04/13/92	Reggie Lewis
03/19/01	Paul Pierce
12/02/01	Paul Pierce
04/07/02	Paul Pierce
12/02/02	Paul Pierce
12/09/02	Antoine Walker
01/13/03	Antoine Walker
01/20/03	Paul Pierce
12/08/03	Paul Pierce
01/05/04	Paul Pierce
02/06/05	Paul Pierce
03/13/05	Paul Pierce
03/12/06	Paul Pierce
03/04/07	Al Jefferson
11/11/07	Kevin Garnett
12/16/07	Paul Pierce
12/30/07	Paul Pierce
03/23/08	Kevin Garnett
04/13/08	Kevin Garnett
03/22/10	Paul Pierce
10/31/10	Rajon Rondo
12/14/10	Paul Pierce
03/06/11	Paul Pierce

## NBA PLAYER OF THE MONTH

Originated in 1979-80	
02/80	Larry Bird
01/82	Larry Bird
11/82	Larry Bird
12/84	Larry Bird
03/85	Larry Bird
02/86	Larry Bird
03/86	Larry Bird
03/01	Paul Pierce
01/02	Paul Pierce & Antoine Walker

## NBA ROOKIE OF THE MONTH

Originated in 1981-82	
11/93	Dino Radja
02/99	Paul Pierce
11/99	Adrian Griffin*
*Co-Rookie of the Month with LA Clippers Lamar Odum	

## NBA COACH OF THE MONTH

Originated in 1982-83	
01/84, 03/86	K.C. Jones
04/90	Jimmy Rodgers
04/92	Chris Ford
11/07, 03/08, 04/08, 11/08, 04/09, 11/10	Glenn "Doc" Rivers

## RED AUERBACH AWARD

2006	Paul Pierce
2007	Al Jefferson
2008	Kevin Garnett
2009	Ray Allen
2010	Rajon Rondo
2011	Glenn "Doc" Rivers

## BSCF COMMUNITY ALL-STAR AWARD

2007	Ryan Gomes
2008	Rajon Rondo
2009	Bill Walker
2010	Ray Allen

## FOUR-POINT PLAYS

## BOSTON:

PLAYER	OPPONENT	DATE
Chris Ford	vs. Cleveland	11/22/80
Scott Wedman	at LA Lakers	(Playoffs) 06/07/85
Dennis Johnson	at Milwaukee	(Playoffs) 05/08/87
John Bagley	vs. Indiana	(Playoffs) 04/25/92
Tony Harris	at New York	03/19/94
Blue Edwards	at Detroit	12/30/94
Todd Day	vs. Minnesota	12/22/95
David Wesley	at Chicago	04/01/97
Paul Pierce	vs. Atlanta	01/23/01
Paul Pierce	at Phoenix	03/15/01
Paul Pierce	vs. LA Lakers	03/02/05
Allan Ray	vs. Miami	04/06/07
James Posey	vs. Phoenix	03/26/08
Ray Allen	at Washington	12/11/08
Ray Allen	at Denver	02/23/09
Ray Allen	vs. Indiana	02/27/09
Eddie House	vs. Orlando	(Playoffs) 05/06/09
Ray Allen	vs. Chicago	11/05/10
Ray Allen	vs. Utah	01/21/11
Ray Allen	at Miami	04/10/11
Sasha Pavlovic	vs. New York	04/13/11

## OPPONENT:

PLAYER	OPPONENT	DATE
Eric Floyd	Golden State at Boston	11/21/86
Sarunas Marciulionis	Golden State at Golden State	02/23/90
John Paxson	Chicago at Boston	03/31/91
John Starks	New York at Boston	04/08/92
Hubert Davis	New York at Boston	11/05/93
Todd Day	Milwaukee at Boston	03/03/95
Allan Houston	New York at Boston	02/26/99
Peja Stojakovic	Indiana at Boston	03/03/06
Bobby Jones	Denver at Boston	11/08/07
Matt Carroll	Charlotte at Boston	02/29/08
Andres Nocioni	Chicago at Boston	12/19/08
Nate Robinson	New York at Boston	02/06/09
Jamal Crawford	Boston at Atlanta	01/08/10
Jason Terry	Boston at Dallas	11/08/10
Chauncey Billups	Boston at New York	03/21/11

## GAMES ON ST. PATRICK'S DAY

DATE	OPPONENT	OUTCOME	SCORE
3/17/63	vs. Syracuse	W	125-116
3/17/64	vs. New York	W	127-121
3/17/65	at New York	L	114-119
3/17/66	at Detroit	W	128-103
3/17/68	vs. Baltimore	L	139-147
3/17/70	at San Diego	L	117-125
3/17/72	vs. Philadelphia (at Hershey)	W	127-111
3/17/74	vs. Capital	W	129-103
3/17/77	at Milwaukee	L	91-100
3/17/78	vs. Phoenix	W	115-108
3/17/80	at New Jersey	W	117-92
3/17/81	at Washington	W	112-91
3/17/82	vs. Atlanta	W	113-109
3/17/84	at Atlanta	W	103-88
3/17/85	vs. Houston	W	134-120
3/17/87	at Milwaukee	L	115-123
3/17/89	at Detroit	L	98-106
3/17/91	vs. Philadelphia	W	110-105
3/17/92	at Milwaukee	L	106-127
3/17/95	at Los Angeles Lakers	W	118-92
3/17/96	vs. New Jersey*	W	107-106
3/17/97	vs. Milwaukee	W	126-117
3/17/98	at Dallas	L	93-99
3/17/99	vs. Los Angeles Clippers	W	118-84
3/17/00	at Atlanta	W	114-90
3/17/04	vs. Denver	W	104-100
3/17/06	at Orlando	L	77-84
3/17/07	at San Antonio	W	91-85
3/17/08	at San Antonio	W	93-91
3/17/09	at Chicago	L	121-127
3/17/10	vs. New York	W	109-97

## HOME

13-1 (.929)

## ROAD

9-9 (.500)

## OVERALL

22-10 (.688)

\* denotes double-overtime game

### GAMES

1. John Havlicek.....	1,270
2. Robert Parish.....	1,106
3. Kevin McHale.....	971
4. Paul Pierce.....	964
5. Bill Russell.....	963
6. Bob Cousy.....	917
7. Tom Sanders.....	916
8. Larry Bird.....	897
9. Don Nelson.....	872
10. Sam Jones.....	871

### MINUTES

1. John Havlicek.....	46,471
2. Bill Russell.....	40,726
3. Paul Pierce.....	35,714
4. Robert Parish.....	34,977
5. Larry Bird.....	34,443
6. Bob Cousy.....	30,313
7. Kevin McHale.....	30,118
8. Dave Cowens.....	28,551
9. Jojo White.....	26,770
10. Sam Jones.....	24,285

### FG MADE

1. John Havlicek.....	10,513
2. Larry Bird.....	8,591
3. Robert Parish.....	7,483
4. Paul Pierce.....	7,012
5. Kevin McHale.....	6,830
6. Sam Jones.....	6,271
7. Bob Cousy.....	6,167
8. Bill Russell.....	5,687
9. Jojo White.....	5,648
10. Dave Cowens.....	5,608

### FG ATTEMPTS

1. John Havlicek.....	23,930
2. Larry Bird.....	17,334
3. Bob Cousy.....	16,465
4. Paul Pierce.....	15,648
5. Sam Jones.....	13,745
6. Robert Parish.....	13,558
7. Bill Russell.....	12,930
8. Jojo White.....	12,782
9. Kevin McHale.....	12,334
10. Dave Cowens.....	12,193

### FG % (2,000 ATTEMPTS)

1. Kendrick Perkins.....	565 (1,164-2,062)
2. Cedric Maxwell.....	559 (2,786-4,984)
3. Kevin McHale.....	554 (6,830-12,334)
4. Robert Parish.....	552 (7,483-13,558)
5. Kevin Garnett.....	530 (1,763-3,324)
6. Kevin Gamble.....	518 (2,067-3,988)
7. Rick Robey.....	510 (1,144-2,241)
8. Dino Radja.....	497 (1,516-3,052)
9. Larry Bird.....	496 (8,591-17,334)
10. Gerald Henderson.....	489 (1,467-3,002)

### 3-POINT FG %

(Ranked by %, with a minimum of 300 attempts)

1. Eddie House.....	325-of-787	.413
2. Dana Barros.....	416-of-1023	.407
3. Ray Allen.....	692-of-1715	.403
4. David Wesley.....	281-of-724	.388
5. Danny Ainge.....	348-of-901	.386
6. Tony Delk.....	180-of-476	.378
7. Larry Bird.....	649-of-1727	.376
8. Chris Ford.....	126-of-336	.375
9. Delonte West.....	185-of-496	.373
10. Paul Pierce.....	1578-of-4273	.369

### FT MADE

1. Paul Pierce.....	5,808
2. John Havlicek.....	5,369
3. Bob Cousy.....	4,621
4. Larry Bird.....	3,960
5. Kevin McHale.....	3,634
6. Robert Parish.....	3,279
7. Bill Russell.....	3,148
8. Bill Sharman.....	3,047
9. Sam Jones.....	2,869
10. Cedric Maxwell.....	2,738

### FT ATTEMPTS

1. Paul Pierce.....	7,212
2. John Havlicek.....	6,589
3. Bob Cousy.....	5,753
4. Bill Russell.....	5,614
5. Kevin McHale.....	4,554
6. Robert Parish.....	4,491
7. Larry Bird.....	4,471
8. Sam Jones.....	3,572
9. Ed Macauley.....	3,518
10. Cedric Maxwell.....	3,496

### FT % (1,500 ATTEMPTS)

1. Larry Bird.....	886 (3,960-4,471)
2. Bill Sharman.....	883 (3,047-3,451)
3. Larry Siegfried.....	855 (1,500-1,755)
4. Dennis Johnson.....	840 (1,527-1,817)
5. Jojo White.....	833 (1,892-2,270)
6. Reggie Lewis.....	824 (1,479-1,794)
7. John Havlicek.....	815 (5,369-6,589)
8. Paul Pierce.....	805 (5,808-7,212)
9. Frank Ramsey.....	804 (2,480-3,083)
10. Bob Cousy.....	803 (4,621-5,753)
Sam Jones.....	803 (2,869-3,572)

### AVG POINTS (3 YRS. MIN.)

1. Larry Bird.....	24.3
2. Paul Pierce.....	22.2
3. John Havlicek.....	20.8
4. Antoine Walker.....	20.6
5. Ed Macauley.....	18.9
6. Tom Heinsohn.....	18.6
7. Bob Cousy.....	18.5
8. Jojo White.....	18.3
9. Dave Cowens.....	18.2
10. Bill Sharman.....	18.1

### POINTS

1. John Havlicek.....	26,395
2. Larry Bird.....	21,791
3. Paul Pierce.....	21,410
4. Robert Parish.....	18,245
5. Kevin McHale.....	17,355
6. Bob Cousy.....	16,955
7. Sam Jones.....	15,411
8. Bill Russell.....	14,522
9. Dave Cowens.....	13,192
10. Jojo White.....	13,188

### ASSISTS

1. Bob Cousy.....	6,945
2. John Havlicek.....	6,114
3. Larry Bird.....	5,695
4. Bill Russell.....	4,100
5. Jojo White.....	3,686
6. Paul Pierce.....	3,661
7. Dennis Johnson.....	3,486
8. K.C. Jones.....	2,904
9. Rajon Rondo.....	2,903
10. Dave Cowens.....	2,828

### REBOUNDS

1. Bill Russell.....	21,620
2. Robert Parish.....	11,051
3. Dave Cowens.....	10,170
4. Larry Bird.....	8,974
5. John Havlicek.....	8,007
6. Kevin McHale.....	7,122
7. Paul Pierce.....	5,847
8. Tom Sanders.....	5,798
9. Tom Heinsohn.....	5,749
10. Antoine Walker.....	4,782

### PERSONAL FOULS

1. John Havlicek.....	3,281
2. Robert Parish.....	3,125
3. Tom Sanders.....	3,044
4. Dave Cowens.....	2,783
5. Paul Pierce.....	2,767
6. Kevin McHale.....	2,758
7. Bill Russell.....	2,592
8. Tom Heinsohn.....	2,454
9. Larry Bird.....	2,279
10. Bob Cousy.....	2,231

### DISQUALIFICATIONS

1. Tom Sanders.....	94
2. Frank Ramsey.....	87
3. Dave Cowens.....	86
4. Tom Heinsohn.....	58
5. Robert Parish.....	53
6. Bob Brannum.....	42
7. Don Chaney.....	40
Jim Loscutoff.....	40
9. Cedric Maxwell.....	32
10. Bob Donham.....	31

## LARRY BIRD (69)

SEASON	NO.	TEAM	SITE	DATE	REB	AST	PTS	SCORE
1979-80	1	Detroit	Home	11/14	19	10	23	115-111
1980-81	6	* Phoenix	Away	12/30	10	10	27	116-97
		* San Diego	Away	01/01	13	10	13	88-85
		Utah	Home	01/21	10	10	20	117-87
		Indiana	Away	03/06	10	10	28	104-110
		New York	Away	03/24	13	10	16	118-116
		x Chicago	Away	04/10	17	10	24	113-107
1981-82	5	* New Jersey	Away	01/11	14	10	25	112-94
		* Atlanta	Home	01/13	19	15	28	116-95
		Seattle	Away	02/21	12	14	22	100-103
		x Philadelphia	Home	05/09	15	10	24	121-81
		x Philadelphia	Away	05/15	13	11	15	113-121
1982-83	4	Detroit	Away	12/04	16	12	30	119-112
		Utah	Away	01/01	15	11	14	127-112
		San Antonio	Away	01/07	12	10	25	116-115
		Washington	Away (OT)	04/02	10	12	34	121-117
1983-84	8	Denver	Away	11/15	11	10	28	140-124
		New York	Away (2OT)	11/22	11	11	16	113-117
		San Antonio	Home	11/30	14	13	23	130-106
		Philadelphia	Home	12/04	11	13	22	114-121
		Houston	Home	02/10	14	12	17	114-101
		Seattle	Away	02/17	13	13	30	111-100
		Chicago	Home	04/08	10	10	30	117-110
		x New York	Home	05/13	12	10	39	121-104
1984-85	8	* Phoenix	Away	12/26	11	10	34	119-114
		* LA Clippers	Away	12/27	13	13	13	118-103
		* San Antonio	Away	12/29	15	10	18	120-112
		New York	Away	01/07	10	10	26	108-97
		Utah	Away	02/18	12	10	30	110-94
		* Detroit	Home	03/03	15	10	30	138-129
		* New York	Away	03/05	19	10	20	110-102
		Milwaukee	Home	03/20	13	11	10	107-105
1985-86	13	New Jersey	Away (OT)	10/25	12	10	21	109-113
		New York	Away	11/23	10	10	18	113-104
		* Seattle	Away	02/13	15	11	31	107-98
		* Portland	Away (OT)	02/14	14	11	47	120-119
		Golden State	Away	02/19	12	11	36	115-100
		* Indiana	Home	02/23	11	12	30	113-98
		* New York	Away	02/25	18	13	24	91-74
		LA Clippers	Home	02/28	13	12	20	124-108
		Detroit	Home	04/02	11	13	29	122-106
		Philadelphia	Away	04/06	10	10	18	94-95
		x Milwaukee	Away	05/17	16	13	19	111-107
		x Houston	Away	06/01	15	11	25	104-106
		x Houston	Home	06/08	11	12	29	114-97
1986-87	6	Atlanta	Away (OT)	02/03	15	14	26	123-126
		Dallas	Away	02/18	12	11	16	113-96
		Philadelphia	Home	03/29	13	12	17	118-100
		Washington	Home	04/01	17	15	30	103-86
		Philadelphia	Away (OT)	04/05	10	12	39	104-106
		x Milwaukee	Home	05/19	16	11	18	104-91
1987-88	2	San Antonio	Away	02/10	17	10	39	136-120
		Milwaukee	Home	04/13	10	10	26	123-104

SEASON	NO.	TEAM	SITE	DATE	REB	AST	PTS	SCORE
<b>LARRY BIRD (CONTINUED)</b>								
1989-90	11	New Jersey	Home	11/15	15	10	12	126-92
		Charlotte	Away	12/05	13	11	11	114-101
		Denver	Home	12/08	12	12	24	102-103
		Seattle	Home	12/15	11	10	40	109-97
		Sacramento	Away (OT)	12/27	11	10	37	115-112
		Orlando	Away	01/17	10	10	14	133-111
	*	New Jersey	Home	03/18	18	11	29	122-106
	*	Cleveland	Home	03/21	10	16	25	123-114
		Cleveland	Away	04/06	15	10	11	109-104
		New York	Home	04/15	17	15	17	101-94
	x	New York	Home	04/26	18	10	24	116-105
1990-91	4	Miami	Home	11/26	14	11	21	118-101
		Atlanta	Home	12/23	10	10	14	132-104
		LA Lakers	Away	02/15	11	11	11	98-85
	x	Indiana	Home	04/26	12	12	21	127-120
1991-92	1	Portland	Home (2OT)	03/15	14	12	49	152-148

<b>ANTOINE WALKER (13)</b>								
1996-97	2	* Charlotte	Home	04/16	10	10	23	108-102
		* Philadelphia	Away	04/18	12	13	23	119-113
1997-98	1	Houston	Home	02/01	14	10	27	107-96
1999-00	1	Milwaukee	Home	03/08	19	10	30	112-101
2000-01	5	Indiana	Home	12/08	10	12	16	91-104
		Charlotte	Home	12/16	11	10	20	87-99
		Minnesota	Away	01/15	12	12	20	107-102
		LA Clippers	Away	01/18	11	10	29	82-79
		Chicago	Away	03/29	11	11	23	106-104
2001-02	2	Denver	Away	02/12	12	14	30	110-93
		LA Lakers	Away	02/19	14	10	30	109-108
2002-03	2	Atlanta	Home	11/22	11	10	27	105-98
		Cleveland	Home	12/13	11	10	33	115-100

<b>RAJON RONDO (13)</b>								
2008-09	5	Indiana	Home	12/03	13	17	16	114-96
		Dallas	Away	02/12	15	14	19	99-92
	x	Chicago	Home	04/20	12	16	19	118-115
	x	Chicago	Away (OT)	04/28	11	11	25	106-109
	x	Orlando	Home	05/06	11	18	15	112-94
2009-10	4	Toronto	Away	01/10	10	13	22	114-107
		Denver	Home	03/24	11	15	11	113-99
	x	Cleveland	Home	05/09	18	13	29	97-87
	x	Los Angeles	Away	06/06	12	10	19	103-94
2010-11	4	New York	Home	10/29	10	24	10	105-101
		San Antonio	Home	01/05	10	23	12	105-103
		Miami	Home	02/13	10	10	11	85-82
	x	New York	Away	04/22	11	20	15	113-96

<b>PAUL PIERCE (6)</b>								
2002-03	2	Orlando	Home	01/26	13	13	27	91-83
	x	New Jersey	Away	05/07	10	11	32	95-104
2003-04	1	Milwaukee	Home	11/25	10	10	26	106-96
2004-05	2	New Orleans	Home	01/05	10	10	19	108-90
		New Jersey	Home	02/02	10	10	28	110-89
2005-06	1	Philadelphia	Home	03/08	12	10	31	104-101

<b>ROBERT PARISH (1)</b>								
1986-87	1	Philadelphia	Home	03/29	10	10	14	118-100

<b>DENNIS JOHNSON (1)</b>								
1987-88	1	x New York	Away	05/06	10	12	19	102-94

<b>KEVIN GAMBLE (1)</b>								
1992-93	1	Golden State	Away	02/16	11	10	23	114-88

<b>RYAN GOMES (1)</b>								
2006-07	1	Charlotte	Home	11/08	12	10	10	110-108 (OT)
x-Playoffs		*Consecutive Games						Officially recognized as an NBA stat starting with the 1979-80 season.

## HOME OPENERS (43-21)

11/05/46	Chicago 57, Celtics 55
11/14/47	Philadelphia 79, Celtics 74 (OT)
11/07/48	Celtics 85, Philadelphia 77
11/10/49	Minneapolis 98, Celtics 84
11/09/50	Celtics 76, Minneapolis 71
11/04/51	Celtics 97, Indianapolis 65 *
11/08/52	Celtics 106, Syracuse 83
11/01/53	Minneapolis 84, Celtics 79 *
11/06/54	Celtics 107, Syracuse 84 *
11/05/55	Celtics 98, Philadelphia 87 *
11/03/56	New York 113, Celtics 107
11/02/57	Celtics 107, Syracuse 83
11/01/58	Celtics 112, Detroit 98
10/17/59	Celtics 129, Cincinnati 125 *
10/22/60	Celtics 118, Detroit 116 *
10/21/61	Celtics 137, Detroit 102 *
10/20/62	Celtics 149, New York 116 *
10/26/63	Celtics 123, Baltimore 108
10/17/64	Celtics 112, Detroit 81 *
10/16/65	Celtics 102, Cincinnati 98 *
10/15/66	Celtics 121, San Francisco 113 *
10/14/67	Celtics 105, Chicago 90 *
10/23/68	Celtics 108, Cincinnati 101
10/17/69	Cincinnati 110, Celtics 108 *
10/21/70	Detroit 121, Celtics 118
10/15/71	Golden State 97, Celtics 75 *
10/13/72	Celtics 112, Los Angeles 104
10/12/73	Celtics 118, Buffalo 112 *
10/18/74	Buffalo 126, Celtics 119 *
10/24/75	Celtics 109, Houston 94 *
11/05/76	Washington 107, Celtics 104
11/02/77	Cleveland 104, Celtics 101
10/13/78	Cleveland 115, Celtics 101 *
10/12/79	Celtics 114, Houston 108 *
10/10/80	Celtics 130, Cleveland 103 *
10/30/81	Celtics 124, Washington 100 *
11/03/82	Celtics 111, Indiana 104
11/02/83	Celtics 119, Milwaukee 105
10/31/84	Celtics 116, New Jersey 105
10/30/85	Celtics 117, Milwaukee 106
10/31/86	Celtics 120, Washington 102 *
11/06/87	Celtics 125, Milwaukee 108 *
11/04/88	Celtics 122, New York 115 (OT) *
11/03/89	Celtics 127, Milwaukee 114 *
11/02/90	Celtics 125, Cleveland 101 *
11/01/91	Celtics 111, Charlotte 108 *
11/06/92	Celtics 113, Minnesota 92 *
11/05/93	New York 111, Celtics 108 *
11/04/94	New York 120, Celtics 107 *
11/03/95	Milwaukee 101, Celtics 100 *
11/01/96	Chicago 107, Celtics 98 *
10/31/97	Celtics 92, Chicago 85 *
02/05/99	Toronto 103, Celtics 92 *
11/03/99	Celtics 112, Washington 101
11/01/00	Celtics 103, Detroit 83 *
10/31/01	New Jersey 95, Celtics 92
10/30/02	Chicago 99, Celtics 96 *
10/29/03	Celtics 88, Miami 75 *
11/03/04	Philadelphia 98, Celtics 95 *
11/02/05	Celtics 114, New York 100 (OT) *
11/01/06	NO/Okla. City 91, Celtics 87 *
11/02/07	Washington 83, Celtics 103 *
11/28/08	Cleveland 85, Celtics 90
10/28/09	Celtics 92, Charlotte 59
10/26/10	Celtics 88, Miami 80 *

## ROAD OPENERS (30-34)

11/02/46	Providence 59, Celtics 53 *
11/13/47	Baltimore 85, Celtics 74 *
11/04/48	Philadelphia 94, Celtics 73 *
11/03/49	Sheboygan 98, Celtics 83 *
11/01/50	Fort Wayne 107, Celtics 84 *
11/15/51	Syracuse 97, Celtics 95
10/31/52	Celtics 83, Indianapolis 68 *
11/05/53	Fort Wayne 83, Celtics 79
10/30/54	Rochester 98, Celtics 95
11/12/55	New York 96, Celtics 95
10/27/56	Celtics 115, New York 112 *
10/22/57	Celtics 115, St. Louis 90 *
10/25/58	New York 127, Celtics 125 (OT) *
10/24/59	Celtics 121, Syracuse 109
10/28/60	Celtics 110, New York 101
11/03/61	Celtics 112, Philadelphia 98
10/26/62	Celtics 133, New York 108
10/16/63	Celtics 109, Baltimore 95 *
10/25/64	Celtics 112, Baltimore 100
10/23/65	St. Louis 120, Celtics 100
10/22/66	Celtics 126, New York 97
10/21/67	Celtics 125, Baltimore 109
10/18/68	Celtics 106, Detroit 88 *
10/18/69	Baltimore 124, Celtics 117
10/13/70	New York 114, Celtics 107 *
10/22/71	Celtics 115, Atlanta 108
10/11/72	Celtics 121, Detroit 108 *
10/13/73	Celtics 111, Philadelphia 106
10/19/74	Celtics 113, Buffalo 95
11/01/75	Chicago 84, Celtics 82
10/21/76	Celtics 129, Indiana 122 (OT) *
10/19/77	San Antonio 114, Celtics 109 *
10/18/78	Celtics 116, Atlanta 99
10/13/79	Celtics 139, Cleveland 117
10/14/80	Atlanta 122, Celtics 116
10/31/81	Milwaukee 119, Celtics 103
10/29/82	Celtics 104, Cleveland 93 *
10/28/83	Detroit 127, Celtics 121 *
10/26/84	Celtics 130, Detroit 123 *
10/25/85	New Jersey 113, Celtics 109 (OT) *
11/01/86	Milwaukee 111, Celtics 105
11/07/87	Celtics 140, Washington 139 (2 OT)
11/05/88	Philadelphia 129, Celtics 115
11/04/89	Celtics 102, Chicago 100
11/03/90	Celtics 106, New York 103
11/02/91	Washington 126, Celtics 118 (OT) *
11/07/92	Milwaukee 124, Celtics 88
11/06/93	Celtics 100, Washington 88
11/05/94	Indiana 112, Celtics 103
11/04/95	Chicago 107, Celtics 85
11/02/96	Milwaukee 124, Celtics 102
11/04/97	New York 102, Celtics 70
02/08/99	Orlando 107, Celtics 90
11/02/99	Celtics 103, Toronto 90 *
11/04/00	Cleveland 91, Celtics 89
10/30/01	Celtics 108, Cleveland 89 *
10/31/02	Washington 114, Celtics 69
10/31/03	Celtics 93, Memphis 91
11/06/04	Celtics 107, New York 73
11/05/05	Charlotte 107, Celtics 105 (OT) *
11/04/06	Washington 124, Celtics 117
11/24/07	Celtics 98, Toronto 95 (OT)
11/01/08	Celtics 79, Indiana 95
10/27/09	Celtics 95, Cleveland 89 *
10/27/10	Celtics 87, Cleveland 95

\*SEASON OPENERS TOTAL: 42-23

### FIELD GOAL PERCENTAGE

SEASON	PLAYER	TOTAL
1953-54	Ed Macaulley	.486
1974-75	Don Nelson	.539
1978-79	Cedric Maxwell	.584
1979-80	Cedric Maxwell	.609
1986-87	Kevin McHale	.604
1987-88	Kevin McHale	.604

### FREE THROW PERCENTAGE

1952-53	Bill Sharman	.850
1953-54	Bill Sharman	.844
1954-55	Bill Sharman	.897
1955-56	Bill Sharman	.867
1956-57	Bill Sharman	.905
1958-59	Bill Sharman	.932
1960-61	Bill Sharman	.921
1965-66	Larry Siegfried	.881
1968-69	Larry Siegfried	.864
1983-84	Larry Bird	.888
1985-86	Larry Bird	.896
1986-87	Larry Bird	.910
1989-90	Larry Bird	.930

### REBOUNDS

1957-58	Bill Russell	1,564
1958-59	Bill Russell	1,612
1963-64	Bill Russell	1,930
1964-65	Bill Russell	1,878

### STEALS

2009-10	Rajon Rondo	189
---------	-------------	-----

### ASSISTS

SEASON	PLAYER	TOTAL
1952-53	Bob Cousy	547
1953-54	Bob Cousy	578
1954-55	Bob Cousy	557
1955-56	Bob Cousy	642
1956-57	Bob Cousy	478
1957-58	Bob Cousy	463
1958-59	Bob Cousy	557
1959-60	Bob Cousy	715

### MINUTES

1958-59	Bill Russell	2,979
1959-60	Bill Russell	3,466
1970-71	John Havlicek	3,678
1971-72	John Havlicek	3,698

### PERSONAL FOULS

1970-71	Dave Cowens	350
1971-72	Dave Cowens	314
1975-76	Charlie Scott	356

### DISQUALIFICATIONS

1955-56	Arnie Risen	17 (tied with Vern Mikklesen)
1962-63	Frank Ramsey	13
1964-65	Tom Sanders	15
1965-66	Tom Sanders	19

No Celtics' player has led the league in Scoring, Blocked Shots or Three-Point Field Goal Percentage.

Six players have won scoring titles with other NBA teams then played with the Celtics; those individuals are:

Season	Player	Average	Team	Year w/Boston
1967-68	Dave Bing	27.1	Detroit	1977-78
1972-73	Nate Archibald	34.0	Kansas City-Omaha	1978-83
1973-74	Bob McAdoo	30.6	Buffalo	1978-79
1974-75	Bob McAdoo	34.5	Buffalo	1978-79
1975-76	Bob McAdoo	31.1	Buffalo	1978-79
1976-77	Pete Maravich	31.1	New Orleans	1979-80
1985-86	Dominique Wilkins	30.3	Atlanta	1994-95
1994-95	Shaquille O'Neal	29.3	Orlando	2010-11
1999-00	Shaquille O'Neal	29.7	LA Lakers	2010-11

## FACTS ON THE CELTICS

- The current ownership group is the first local ownership of the franchise since 1964 when Walter Brown owned the team.
- The Celtics averaged 101.4 points in 1954-55 to become the first team ever to average 100 points a game.
- The Celtics longest consecutive years in the playoffs were 19 seasons, from 1950-51 – 1968-69.
- The Celtics started the first all-black team on December 26, 1964. The starters were: K.C. Jones, Sam Jones, Willie Naulls, Satch Sanders and Bill Russell.
- Only two Celtics have posted 500 rebounds and 500 assists in a single season. John Havlicek did the feat four times (1970-72, 1969-70, 1972-73) and Larry Bird five times (1983-87, 1989-90).
- Paul Pierce became the fastest Celtic in team history to record 10,000 career points. He accomplished the feat on March 12, 2004 (vs. Indiana), in his 431st career game. Larry Bird reached 10,000 points in his 436th career game.
- Paul Pierce became the first Celtic ever to lead the NBA in total points, scoring 2,144 points in the 2001-02 season.
- Larry Bird is the only Celtic to record four consecutive 2,000-point seasons, from 1984-85 through 1987-88.
- The first game as a Celtic for Arnold ‘Red’ Auerbach, Bob Cousy and Chuck Cooper was on November 1, 1950.
- Bill Sharman holds the best single-game scoring effort for a rookie in Celtics history, 42 points on December 11, 1952.
- Dave Cowens holds the single-season high for most minutes played by a rookie in Celtics history with 3,076 minutes in the 1970-71 season.
- Chris Ford scored the NBA’s first three-point field goal on October 12, 1979 vs. Houston.
- The franchise’s first 100-point game came on February 25, 1949, at Boston 102, St. Louis 83.
- The team has remembered/honored members of the Celtics family, usually with a commemorative black band on the left shoulder strap of the team jersey, seven times in the history of the franchise: Walter Brown (1964-65), Bob Schmertz (1975-76), Joan Cohen (1989-90), Johnny Most (1993-94), Reggie Lewis (1993-94), Dorothy Auerbach (2000-01), and Dennis Johnson (2006-07).
- In remembrance of Arnold “Red” Auerbach, the Celtics wore a commemorative patch of a black shamrock with the nickname “Red” in green letters for the duration of the 2006-07 season.

## 1956-57

(44-28\* regular season, 7-3 playoffs)

### COACH: RED AUERBACH

Bob Cousy (64 games), Tom Heinsohn (72), Dick Hemric (67), Jim Loscutoff (70), Jack Nichols (61), Togo Palazzi (20), Andy Phillip (67), Frank Ramsey (35), Arnie Risen (43), Bill Russell (48), Bill Sharman (67) and Lou Tsioropoulos (52).  
Trainer: Harvey Cohn.

## 1958-59

(52-20\* regular season, 8-3 playoffs)

### COACH: RED AUERBACH

Gene Conley (50 games), Bob Cousy (65), Tom Heinsohn (66), K.C. Jones (49), Sam Jones (71), Jim Loscutoff (66), Frank Ramsey (72), Bill Russell (70), Bill Sharman (72), Ben Swain (58) and Lou Tsioropoulos (35).  
Trainer: Buddy LeRoux.

## 1959-60

(59-16\* regular season, 8-5 playoffs)

### COACH: RED AUERBACH

Gene Conley (71 games), Bob Cousy (75), Gene Guarilia (48), Tom Heinsohn (75), K.C. Jones (74), Sam Jones (74), Maurice King (1), Jim Loscutoff (28), Frank Ramsey (73), John Richter (66), Bill Russell (74) and Bill Sharman (71).  
Trainer: Buddy LeRoux.

## 1960-61

(57-22\* regular season, 8-2 playoffs)

### COACH: RED AUERBACH

Gene Conley (75 games), Bob Cousy (76), Gene Guarilia (25), Tom Heinsohn (74), K.C. Jones (78), Sam Jones (78), Jim Loscutoff (76), Frank Ramsey (79), Bill Russell (78), Tom Sanders (68) and Bill Sharman (61).  
Trainer: Buddy LeRoux.

## 1961-62

(60-20\* regular season, 8-6 playoffs)

### COACH: RED AUERBACH

Carl Braun (48 games), Al Butler (5), Bob Cousy (75), Gene Guarilia (45), Tom Heinsohn (79), K.C. Jones (80), Sam Jones (78), Jim Loscutoff (79), Gary Phillips (67), Frank Ramsey (79), Bill Russell (76) and Tom Sanders (80).  
Trainer: Buddy LeRoux.

## 1962-63

(58-22\* regular season, 8-5 playoffs)

### COACH: RED AUERBACH

Bob Cousy (76 games), Jack Foley (5), Gene Guarilia (11), John Havlicek (80), Tom Heinsohn (76), K.C. Jones (79), Sam Jones (76), Jim Loscutoff (63), Clyde Lovellette (61), Frank Ramsey (77), Bill Russell (78), Tom Sanders (80) and Dan Swartz (39).  
Trainer: Buddy LeRoux.

## 1963-64

(59-21\* regular season, 8-2 playoffs)

### COACH: RED AUERBACH

John Havlicek (80 games), Tom Heinsohn (76), K.C. Jones (80), Sam Jones (76), Jim Loscutoff (53), Clyde Lovellette (45), Johnny McCarthy (28), Willie Naulls (78), Frank Ramsey (75), Bill Russell (78), Tom Sanders (80) and Larry Siegfried (31).  
Trainer: Buddy LeRoux.

## 1964-65

(62-18\* regular season, 8-4 playoffs)

### COACH: RED AUERBACH

Ron Bonham (37 games), Mel Counts (54), John Havlicek (75), Tom Heinsohn (67), K.C. Jones (78), Sam Jones (80), Willie Naulls (71), Bob Nordmann (5), Bill Russell (78), Tom Sanders (80), Larry Siegfried (72), John Thompson (64) and Gerry Ward (3).  
Trainer: Buddy LeRoux.

## 1965-66

(54-26, 2nd in East one game behind Philadelphia in regular season, 11-6 playoffs)

### COACH: RED AUERBACH

Ron Bonham (39 games), Mel Counts (67), Sihugo Green (10), John Havlicek (77), K.C. Jones (80), Sam Jones (67), Willie Naulls (77), Don Nelson (75), Bill Russell (78), Tom Sanders (72), Woody Sauldsberry (39), Larry Siegfried (71), John Thompson (10) and Ron Watts (1).  
Trainer: Buddy LeRoux.

## 1967-68

(54-28, 2nd in East eight games behind Philadelphia regular season; 12-7 in playoffs)

### PLAYER-COACH: BILL RUSSELL

Wayne Embry (78 games), Mal Graham (78), John Havlicek (82), Bailey Howell (82), Johnny Jones (51), Sam Jones (75), Don Nelson (82), Bill Russell (78), Tom Sanders (78), Larry Siegfried (62), Tom Thacker (65) and Rick Weitzman (25).  
Trainer: Joe DeLauri.

## 1968-69

(48-34, 4th in East nine games behind first-place Baltimore regular season; 12-6 in playoffs)

### PLAYER-COACH: BILL RUSSELL

Jim Barnes (49 games), Emmette Bryant (80), Don Chaney (20), Mal Graham (22), John Havlicek (82), Bailey Howell (78), Rich Johnson (31), Sam Jones (70), Don Nelson (82), Bud Olsen (7), Bill Russell (77), Tom Sanders (82) and Larry Siegfried (79).  
Trainer: Joe DeLauri.

## 1973-74

(56-26 regular season, 12-6 playoffs)

### COACH: TOM HEINSOHN

Assistant Coach: John Killilea  
Don Chaney (81 games), Dave Cowens (80), Steve Downing (24), Henry Finkel (60), Phil Hankinson (28), John Havlicek (76), Steve Kuberski (78), Don Nelson (82), Paul Silas (82), Paul Westphal (82), JoJo White (82) and Art Williams (67).  
Trainer: Frank Challant. Assistant Trainer: Mark Volk.

## 1975-76

(54-28 regular season, 12-6 playoffs)

### COACH: TOM HEINSOHN

Assistant Coach: John Killilea  
Jerome Anderson (22 games), Jim Ard (81), Tom Boswell (35), Dave Cowens (78), John Havlicek (76), Steve Kuberski (60), Glenn McDonald (75), Don Nelson (75), Charlie Scott (82), Ed Searcy (4), Paul Silas (81), Kevin Stacom (77) and JoJo White (82).  
Trainer: Frank Challant. Assistant Trainer: Mark Volk.

## 1980-81

(62-20\*\* regular season, 12-5 playoffs)

### COACH: BILL FITCH

Assistant Coaches: K.C. Jones and Jim Rodgers  
Nate Archibald (80 games), Larry Bird (82), M.L. Carr (41), Terry Duerod (32), Eric Fernsten (45), Chris Ford (82), Gerald Henderson (82), Wayne Kreklow (25), Cedric Maxwell (81), Kevin McHale (82), Robert Parish (82) and Rick Robey (82).  
Trainer: Ray Melchiorre.

## 1983-84

(62-20\* regular season, 15-8 playoffs)

### COACH: K.C. JONES

Assistant Coaches: Jim Rodgers and Chris Ford  
Danny Ainge (71 games), Larry Bird (79), Quinn Buckner (79), M.L. Carr (60), Carlos Clark (31), Gerald Henderson (78), Dennis Johnson (80), Greg Kite (35), Cedric Maxwell (80), Kevin McHale (82), Robert Parish (80) and Scott Wedman (68).  
Trainer: Ray Melchiorre.

## 1985-86

(67-15\* regular season, 15-3 playoffs)

### COACH: K.C. JONES

Assistant Coaches: Jim Rodgers and Chris Ford  
Danny Ainge (80 games), Larry Bird (82), Rick Carlisle (77), Dennis Johnson (78), Greg Kite (64), Kevin McHale (68), Robert Parish (81), Jerry Sichting (82), David Thirkill (49), Sam Vincent (57), Bill Walton (80), Scott Wedman (79) and Sly Williams (6).  
Trainer: Ray Melchiorre.

## 2007-08

(66-16\* regular season, 16-10 playoffs)

### COACH: GLENN "DOC" RIVERS

Ray Allen (73 games), Tony Allen (75), P.J. Brown (18), Sam Cassell (17), Glen Davis (69), Kevin Garnett (71), Eddie House (78), Kendrick Perkins (78), Paul Pierce (80), Scot Pollard (22), James Posey (74), Leon Powe (36), Gabe Pruitt (15), Rajon Rondo (77), Brian Scalabrine (48), Trainer: Ed Lacerate.

\* Best record in the NBA

\*\* Tied for best record in NBA





NBA

**LEAGUE OFFICE**

**NATIONAL BASKETBALL ASSOCIATION, NBA ENTERTAINMENT  
WOMEN'S NATIONAL BASKETBALL ASSOCIATION**

**NEW YORK**

Olympic Tower  
645 Fifth Avenue  
New York, NY 10022  
Telephone: 212-407-8000  
Fax: 212-832-3861

**NEW JERSEY**

100 Plaza Drive  
Secaucus, NJ 07094  
Telephone: 201-865-1500  
Fax: 201-974-5973



**INTERNATIONAL OFFICES**

**EUROPE**

**HEADQUARTERS - NBA EMEA**

125 Kensington High Street  
London, W8 5SF, UK  
Telephone: 011-44-20-7795-8921  
Fax: 011-44-20-7795-8901

**ITALY**

Via Dogana 3  
20123, Milano, Italy  
Telephone: 011-39-02-8648-9361  
Fax: 011-39-02-809-250

**RUSSIA**

10 Presnenskaya nab  
123317 Moscow  
Telephone: 011-74-9677-942

**SPAIN**

pp. Empresarial 'LaFinca', Edif. 15A, 28223,  
Pozuelo de Alarcon, Madrid, Spain  
Telephone: 011-34-91297-9700  
Fax: 011-34-91799-5999

**TURKEY**

Astoria Is Merkezi  
Buyukdere Cad. No:127 A Kule K:9  
Esentepe 34394, Istanbul, Turkey  
Telephone: +90 212 340 7600  
Fax: +90 212 340 7601

**LATIN AMERICA**

**MEXICO**

Jose Maria Castorena 324  
Suite #206-207  
Col. Cuajimalpa, Mexico, D.F. C.P. 05000  
Telephone: 011-5255-813-6699/7000  
Fax: 011-5255-812-7464

**CANADA**

40 Bay Street, Suite 400  
Toronto, Ontario  
Canada M5J 2X2  
Telephone: 416-365-3020  
Fax: 416-364-0205

**ASIA/PACIFIC**

**HONG KONG**

3101, TheLee Gardens  
33 Hysan Avenue  
Causeway Bay, Hong Kong  
Telephone: 011-852-2843-9600  
Fax: 011-852-2536-4808

**TAIWAN**

Suite 1303, No. 88, Section 2,  
Chung Hsiao East Road  
Taipei, Taiwan ROC  
Telephone: 886-2-2358-1900  
Fax: 886-2-2358-1098

**KOREA**

41F Gangnam Finance Center  
737 Yeoksam-dong, Gangnam-gu  
Seoul Korea 135-984  
Telephone: 822 2008-4617  
Fax: 822 2008-4618

**CHINA - BEIJING**

19th Floor, Office Tower 2,  
China Central Place,  
No. 79 Jianguo Road,  
Chaoyang District,  
Beijing 100025, China  
Telephone: (86)10-5200-8200  
Fax: (86)10-5200-8202

**CHINA - SHANGHAI**

Unit 2703-08, 27/F,  
Tower, 2, Plaza 66  
1366 Nanjing West Road  
Shanghai 200040, China  
Telephone: (86)21-6137-2200  
Fax: (86)-21-6288-9920

**RETAIL**

**NBA STORE**

590 Fifth Avenue  
New York, NY 10103  
Telephone: 212-515-6221

**NBA CITY**

6068 Universal Boulevard  
Orlando, FL 32819  
Telephone: 407-363-5919  
Fax: 407-370-3178



## LEAGUE OFFICE



## NBA DEVELOPMENT LEAGUE

Olympic Tower • 645 5th Ave • New York, NY 10022 • 212-407-8700

www.nba.com/dleague

(864) 248-1100 • Fax: (864) 248-1102

President: Dan Reed

Senior Director, Communications: Mark Broussard, 212-407-8580, mbroussard@nba.com

## TEAMS

## AUSTIN TOROS

12885 N. Highway 183, Suite 207

Austin, TX 78750

Arena: Cedar Park Center

Tel: (512) 236-8333

Fax: (512) 236-8444

Media Relations Contact:

Perri Travillion

NBA Affiliations: San Antonio

## BAKERSFIELD JAM

1400 Norris Road

Bakersfield, CA 93308

Tel: (661) 615-6550

Fax: (661) 615-6555

Arena: Jam Events Center

Media Relations Contacts: Natalya

Pyatkovska

NBA Affiliations: LA Clippers, Phoenix, Toronto

## CANTON CHARGE

1101 Market Avenue North

Canton, OH 44702

Tel: (330) 489-1701

Fax: (330) 489-1703

Arena: Canton Memorial Civic Center

Media Relations Contact: Natalya

Garin Narain

NBA Affiliations: Cleveland

## DAKOTA WIZARDS

315 South 5th St.

Bismarck, ND 58504

Tel: (701) 258-2255

Fax: (701) 255-7967

Arena: Bismarck Civic Center

Media Relations Contact: Scott

Woodmansee

NBA Affiliations: Golden State

## ERIE BAYHAWKS

110 East 8th Street

Erie, PA 16501

Tel: (814) 790-5600

Fax: (814) 790-5608

Arena: Tullio Arena

Media Relations Contact: Matt Bresee

NBA Affiliations: New York

## FORT WAYNE MAD ANTS

1910 St. Joe Center Rd., Suite 61

Fort Wayne, IN 46825

Tel: (260) 469-4667

Fax: (260) 469-4674

Arena: Allen County War Memorial

Coliseum

Media Relations Contact: Heidi Busch

NBA Affiliations: Detroit, Indiana, Milwaukee

## IDAHO STAMPEDE

233 South Capitol Blvd., Suite 100

Boise, ID 83702

Tel: (208) 388-4667

Fax: (208) 388-3845

Arena: Qwest Arena

Media Relations Contact: Travis Tate

NBA Affiliations: Portland, Utah

## IOWA ENERGY

730 3rd Avenue

Des Moines, IA 50309

Tel: (515) 462-2849

Fax: (515) 564-8551

Arena: Wells Fargo Arena

Media Relations Contact:

Chris Makris

NBA Affiliations: Chicago, New Orleans, Washington

## LOS ANGELES D-FENDERS

555 N Nash Street

El Segundo, CA 90245

Tel: TBD

Fax: TBD

Arena: Staples Center

Media Relations Contact:

Josh Rupprecht

NBA Affiliations: Los Angeles Lakers

## MAINE RED CLAWS

413 Congress Street

Portland, ME 04101

Tel: (207) 210-6655

Fax: (207) 210-6659

Arena: Portland Exhibition Building

Media Relations Contact:

Jana Spaulding

NBA Affiliations: Boston, Charlotte, Philadelphia

## RENO BIGHORNS

250 Evans Ave

Reno, NV 89501

Tel: 775-284-2622

Fax: 775-284-8622

Arena: Reno Events Center

Media Relations Contact: Zach O'Brien

NBA Affiliations: Atlanta, Memphis, Sacramento

## RIO GRANDE VALLEY VIPERS

4500 N. 10th St., Suite 315

McAllen, TX 78504

Tel: (888) 748-6223

Fax: (956) 972-1150

Arena: Dodge Arena

Media Relations Contact:

Shu Muthyala

NBA Affiliations: Houston

## SIOUX FALLS SKYFORCE

2151 South Minnesota Avenue

Sioux Falls, SD 57105

Tel: (605) 332-0605

Fax: (605) 332-2305

Arena: Sioux Falls Arena

Media Relations Contact:

Brett Hansen

NBA Affiliations: Miami, Minnesota, Orlando

## SPRINGFIELD ARMOR

1 Monarch Place, Suite 220

Springfield, MA 01144

Tel: (413) 746-3263

Fax: (413) 746-3262

Arena: MassMutual Center

Media Relations Contact:

Eli Pearlstein

NBA Affiliations: New Jersey

## TEXAS LEGENDS

2601 Avenue of the Stars

Suite 300

Frisco, TX 75715

Tel: (214) 469-0822

Fax: (214) 469-0823

Arena: Dr. Pepper Arena

Media Relations Contact:

Jay Martin

NBA Affiliations: Dallas

## TULSA 66ers

2727 E. 21st St., Suite 500

Tulsa, OK 74114

Tel: (918) 585-8444

Fax: (918) 398-6930

Arena: Tulsa Convention Center

Media Relations Contact: Mitch Heckart

NBA Affiliations: Oklahoma City

## NBA KEY DATES

## 2011-2012

December 25  
 February 24-26  
 April 11-14  
 April 26  
 April 28  
 May 14-15  
 May 28-29  
 June 2

Start of the 2011-12 NBA Season  
 2012 NBA All-Star Game (Orlando, FL)  
 Portsmouth Invitational Tournament (Portsmouth, VA)  
 2011-12 NBA Regular Season ends  
 2012 NBA Playoffs begin  
 Conference Semifinals begin (possible move up to May 12 or 13)  
 Conference Finals begin (possible move up to May 26 or 27)  
 2012 NBA Finals start date (possible move-up to May 10)

June 26

June 28

July 27 - August 12

NBA Finals latest possible end date

2012 NBA Draft

2012 Summer Olympics (London, England)



**ATLANTA HAWKS**

Philips Arena (18,729)  
 Centennial Tower, 101 Marietta Street,  
 Suite 1900, Atlanta, GA 30303  
 404-878-3800 • fax 404-827-4229

**2010-11 RESULTS**

Boston won 2-1 (Celtics were 1-0 at TD Garden)

- 11/22/10 Boston 99 @ Atlanta 76
- 12/16/10 Atlanta 90 @ Boston 102
- 04/01/11 Boston 83 @ Atlanta 88

**2011-12 MATCHUPS**

- 03/19/12 Boston at Atlanta
- 04/10/12 Atlanta at Boston
- 04/20/12 Atlanta at Boston

**DIRECTORY**

**HEAD COACH:** ..... Larry Drew  
**ASSISTANT COACHES:** ..... Lester Conner, Bob Bender, Tyrone Hill, Kenny Gattison  
**ATHLETIC TRAINER:** ..... Wally Blase  
**PUBLIC AND MEDIA RELATIONS:** ..... Arthur Triche, Jon Steinberg, Jason Reese  
**TELEVISION:** ..... Fox Sports South/SportSouth. Broadcasters: Bob Rathbun, Dominique Wilkins, James Verrett  
**RADIO:** ..... 680 The Fan (680 AM). Broadcaster: Steve Holman

**2010-2011 SEASON SERIES (2-1) BOSTON VS. ATLANTA**

PLAYER	G-GS	MIN	FG-FGA	PCT	3FG-FGA	PCT	FT-FTA	PCT	OFF	DEF	TOT	AST	PF-DQ	STL	TO	BLK	PTS	AVG	HI
Pierce	3-3	101	19-39	.487	3-7	.429	12-16	.750	2	15	17	13	9-0	3	4	0	53	17.7	25
Robinson	2-2	72	12-24	.500	6-12	.500	0-0	---	1	2	3	15	5-0	3	7	0	30	15.0	16
Garnett	3-3	83	21-29	.724	0-0	---	2-2	1.000	5	30	35	13	4-0	3	3	1	44	14.7	17
S. O'Neal	1-1	21	6-8	.750	0-0	---	1-2	.500	3	8	11	2	1-0	1	1	0	13	13.0	13
Rondo	1-1	32	6-15	.400	0-1	.000	1-4	.250	2	8	10	5	0-0	0	1	0	13	13.0	13
Allen	3-3	102	15-30	.500	5-11	.455	3-3	1.000	2	2	4	12	3-0	6	4	1	38	12.7	18
Davis	3-1	93	15-36	.417	1-3	.333	3-6	.500	4	16	20	3	5-0	1	2	0	34	11.3	18
Murphy (TOT)	1-0	22	4-7	.571	0-1	.000	0-0	---	2	3	5	0	2-0	1	1	0	8	8.0	8
D. West	2-0	43	7-16	.438	2-3	.667	0-0	---	1	5	6	8	1-0	2	2	4	16	8.0	10
Erden	2-1	43	7-8	.875	0-0	---	0-4	.000	1	3	4	0	7-0	0	2	1	14	7.0	10
Green (TOT)	2-1	43	6-13	.462	1-3	.333	1-2	.500	0	1	1	1	10-1	0	2	1	14	7.0	10
Green (BOS)	1-0	23	2-5	.400	0-1	.000	0-0	---	0	0	0	1	4-0	0	0	1	4	4.0	4
Krstic (TOT)	1-1	24	3-6	.500	0-0	---	0-0	---	0	5	5	1	1-0	0	0	0	6	6.0	6
Daniels	2-0	40	3-9	.333	0-2	.000	4-4	1.000	0	5	5	3	5-0	1	1	3	10	5.0	6
Harangody	2-0	14	3-7	.429	0-1	.000	0-0	---	1	2	3	0	1-0	0	1	0	6	3.0	4
Pavlovic (TOT)	2-1	26	2-5	.400	0-0	---	0-0	---	0	2	2	0	1-0	0	0	0	4	2.0	4
Pavlovic (BOS)	1-0	7	0-0	---	0-0	---	0-0	---	0	1	1	0	1-0	0	0	0	0	0.0	0
Wafer	3-0	19	1-3	.333	0-0	---	4-4	1.000	0	0	0	0	1-0	0	0	0	6	2.0	6
Arroyo (TOT)	2-2	29	1-6	.167	0-1	.000	0-0	---	0	0	0	3	0-0	1	0	0	2	1.0	2
Bradley	2-0	11	0-2	.000	0-0	---	2-2	1.000	0	1	1	1	1-0	2	3	0	2	1.0	2
J. O'Neal	1-0	16	0-1	.000	0-0	---	1-2	.500	0	1	1	0	2-0	0	2	1	1	1.0	1
<b>CELTICS</b>	<b>3</b>	<b>720</b>	<b>117-232</b>	<b>.504</b>	<b>17-41</b>	<b>.415</b>	<b>33-49</b>	<b>.673</b>	<b>22</b>	<b>99</b>	<b>121</b>	<b>76</b>	<b>50-0</b>	<b>22</b>	<b>35</b>	<b>12</b>	<b>284</b>	<b>94.7</b>	<b>102</b>
<b>HAWKS</b>	<b>3</b>	<b>720</b>	<b>91-228</b>	<b>.399</b>	<b>13-42</b>	<b>.310</b>	<b>59-71</b>	<b>.831</b>	<b>32</b>	<b>87</b>	<b>119</b>	<b>51</b>	<b>42-0</b>	<b>16</b>	<b>40</b>	<b>4</b>	<b>254</b>	<b>84.7</b>	<b>90</b>

**2010-2011 SEASON SERIES (1-2) ATLANTA VS. BOSTON**

PLAYER	G-GS	MIN	FG-FGA	PCT	3FG-FGA	PCT	FT-FTA	PCT	OFF	DEF	TOT	AST	PF-DQ	STL	TO	BLK	PTS	AVG	HI
Ja. Crawford	2-0	65	9-20	.450	3-8	.375	9-10	.900	2	7	9	10	1-0	1	5	0	30	15.0	20
Johnson	2-2	60	6-30	.200	2-7	.286	11-12	.917	2	5	7	7	3-0	1	2	0	25	12.5	19
Williams	3-3	80	12-27	.444	1-6	.167	10-12	.833	4	8	12	2	5-0	0	5	1	35	11.7	26
Bibby	2-2	48	9-15	.600	3-5	.600	1-2	.500	0	3	3	10	1-0	1	1	0	22	11.0	11
Horford	3-3	100	14-31	.452	0-0	---	2-4	.500	5	21	26	7	7-0	2	4	3	30	10.0	16
Pachulia	3-0	52	6-13	.462	0-0	---	15-14	.929	9	8	17	0	4-0	3	4	0	25	8.3	15
Powell	2-0	47	7-11	.636	0-0	---	2-3	.667	3	5	8	0	3-0	0	5	0	16	8.0	10
Teague	3-0	39	11-17	.647	0-1	.000	2-3	.667	0	4	4	3	1-0	3	4	0	24	8.0	18
Hirrich (TOT)	2-2	71	6-18	.333	1-5	.200	2-4	.500	3	9	12	7	4-0	0	3	0	15	7.5	10
Hirrich (ATL)	1-1	41	2-8	.250	1-3	.333	0-0	---	2	6	8	2	3-0	0	1	0	5	5.0	5
Wilkins	1-0	19	2-4	.500	0-0	---	3-4	.750	1	2	3	0	2-0	0	0	0	7	7.0	7
Jo. Crawford	2-0	31	4-17	.235	3-7	.429	2-2	1.000	1	7	8	4	1-0	1	3	0	13	6.5	10
Evans	2-0	30	4-10	.400	0-3	.000	0-0	---	0	1	1	0	5-0	0	0	0	8	4.0	8
Smith	3-3	83	3-21	.143	0-2	.000	3-4	.750	2	9	11	5	4-0	3	6	0	9	3.0	6
Collins	2-1	26	2-4	.500	0-0	---	1-1	1.000	1	1	2	1	2-0	1	0	0	5	2.5	5
Armstrong (TOT)	1-0	13	1-1	1.000	0-0	---	0-0	---	1	3	4	0	3-0	0	1	0	2	2.0	2
<b>HAWKS</b>	<b>3</b>	<b>720</b>	<b>91-228</b>	<b>.399</b>	<b>13-42</b>	<b>.310</b>	<b>59-71</b>	<b>.831</b>	<b>32</b>	<b>87</b>	<b>119</b>	<b>51</b>	<b>42-0</b>	<b>16</b>	<b>40</b>	<b>4</b>	<b>254</b>	<b>84.7</b>	<b>90</b>
<b>CELTICS</b>	<b>3</b>	<b>720</b>	<b>117-232</b>	<b>.504</b>	<b>17-41</b>	<b>.415</b>	<b>33-49</b>	<b>.673</b>	<b>22</b>	<b>99</b>	<b>121</b>	<b>76</b>	<b>50-0</b>	<b>22</b>	<b>35</b>	<b>12</b>	<b>284</b>	<b>94.7</b>	<b>102</b>



CELTICS VS. HAWKS GAME-BY-GAME RESULTS (SINCE 1960-61)

Table with columns: Date, H/A, W/L, Celtics, Opp, Date, H/A, W/L, Celtics, Opp, Date, H/A, W/L, Celtics, Opp, Date, H/A, W/L, Celtics, Opp. Rows list game dates and scores for Celtics vs Hawks from 1960 to 2008.

HAWKS: Tri-Cities Blackhawks 1949-51; Milwaukee Hawks 1951-55; St. Louis Hawks 1955-68; Atlanta Hawks 1968-present.

ALL-TIME SERIES

Boston leads 217-130 (Celtics are 115-37 at home)

CURRENT STREAK: One Hawks win

LARGEST CELTICS WIN: 32 points; 138-106 on 01/06/65 @ Boston

LARGEST HAWKS WIN: 32 points; 117-85 on 02/28/78 @ Atlanta

\* Overtime
\*\* Double-overtime



**CHARLOTTE BOBCATS**

Time Warner Cable Arena (19,077)  
333 E. Trade Street, Charlotte, NC 28202  
704-688-8600 • fax 704-688-7600

**2010-11 RESULTS**

Series tied 2-2 (Celtics were 1-1 at TD Garden)

- 12/11/10 Boston 93 @ Charlotte 62
- 01/14/11 Charlotte 94 @ Boston 99
- 02/07/11 Boston 89 @ Charlotte 94
- 03/25/11 Charlotte 83 @ Boston 81

**2011-12 MATCHUPS**

- 02/07/12 Charlotte at Boston
- 03/26/12 Boston at Charlotte
- 04/15/12 Boston at Charlotte

**DIRECTORY**

**HEAD COACH:** ..... Paul Silas  
**ASSISTANT COACHES:** ..... Ralph Lewis, Stephen Silas, Rob Werdann  
**ATHLETIC TRAINER:** ..... Steve Stricker  
**PUBLIC AND MEDIA RELATIONS:** ..... B.J. Evans, Josh Rosen  
**BROADCAST TELEVISION:** ..... FSN South. Broadcasters: Steve Martin, Dell Curry, Stephanie Ready  
**RADIO:** ..... WFNZ-AM. Broadcaster: Scott Lauer

**2010-2011 SEASON SERIES (2-2) BOSTON VS. CHARLOTTE**

PLAYER	G-GS	MIN	FG-FGA	PCT	3FG-FGA	PCT	FT-FTA	PCT	OFF	DEF	TOT	AST	PF-DQ	STL	TO	BLK	PTS	AVG	HI
S. O'Neal	1-1	35	10-12	.833	0-0	---	3-3	1.000	2	3	5	2	4-0	0	3	5	25	23.0	23
Allen	4-4	146	20-44	.455	10-19	.526	24-25	.960	2	15	17	7	8-0	6	11	0	74	18.5	25
Pierce	4-4	119	20-51	.392	5-22	.227	22-28	.786	1	15	16	9	15-0	5	2	4	67	16.8	22
Garnett	3-3	86	16-30	.533	0-1	.000	2-4	.500	4	30	34	5	6-0	4	4	4	34	11.3	13
Rondo	4-4	151	19-37	.514	2-3	.667	5-6	.833	5	13	18	40	7-0	9	19	2	45	11.3	18
Davis	4-1	108	14-37	.378	0-1	.000	15-20	.750	2	16	18	2	16-1	0	7	2	45	10.8	16
Green (TOT)	2-1	67	7-20	.350	1-5	.200	4-5	.800	4	4	8	7	2-0	0	0	1	19	9.5	12
Green (BOS)	1-0	26	3-7	.429	0-0	---	1-1	1.000	4	1	5	2	1-0	0	0	1	7	7.0	7
Perkins	1-1	35	4-6	.667	0-0	---	0-2	.000	2	5	7	0	3-0	0	1	3	8	8.0	8
Daniels	2-0	54	6-12	.500	2-4	.500	0-2	.000	2	5	7	4	6-0	3	1	2	14	7.0	10
Krstic (TOT)	1-1	26	2-7	.286	0-0	---	3-6	.500	2	6	8	0	2-0	0	1	1	7	7.0	7
Krstic (BOS)	1-1	26	2-7	.286	0-0	---	3-6	.500	2	6	8	0	2-0	0	1	1	7	7.0	7
Erden	2-1	49	3-7	.429	0-0	---	4-4	1.000	2	5	7	0	10-0	1	2	4	10	5.0	10
Robinson	3-0	35	4-15	.267	2-10	.200	3-3	1.000	0	2	2	4	3-0	0	2	0	15	4.3	6
Arroyo (TOT)	3-2	40	4-8	.500	1-1	1.000	3-4	.750	0	1	1	3	2-0	0	2	0	12	4.0	8
Arroyo (BOS)	1-0	5	1-1	1.000	0-0	---	0-0	---	0	0	0	0	1-0	0	1	0	2	2.0	2
Wafar	3-0	35	2-9	.222	2-6	.333	2-2	1.000	0	2	2	6	6-0	2	2	0	8	2.7	5
Bradley	1-0	4	1-3	.333	0-0	---	0-0	---	0	0	0	0	1-0	1	0	0	2	2.0	2
D. West	1-0	18	1-6	.167	0-2	.000	0-0	---	0	0	0	1	2-0	1	0	0	2	2.0	2
Murphy (TOT)	2-1	40	1-5	.200	0-3	.000	1-2	.500	1	9	10	3	4-0	3	3	2	3	1.5	2
Harangody	3-0	27	1-3	.333	1-1	1.000	0-0	---	0	5	5	1	4-0	1	1	0	3	1.0	3
<b>CELTICS</b>	<b>4</b>	<b>960</b>	<b>127-287</b>	<b>.443</b>	<b>24-69</b>	<b>.348</b>	<b>84-106</b>	<b>.792</b>	<b>28</b>	<b>123</b>	<b>151</b>	<b>83</b>	<b>95-1</b>	<b>33</b>	<b>61</b>	<b>28</b>	<b>362</b>	<b>90.5</b>	<b>99</b>
<b>BOBCATS</b>	<b>4</b>	<b>960</b>	<b>119-295</b>	<b>.403</b>	<b>10-47</b>	<b>.213</b>	<b>85-112</b>	<b>.759</b>	<b>42</b>	<b>125</b>	<b>167</b>	<b>63</b>	<b>88-0</b>	<b>31</b>	<b>66</b>	<b>18</b>	<b>333</b>	<b>83.3</b>	<b>94</b>

**2010-2011 SEASON SERIES (2-2) CHARLOTTE VS. BOSTON**

PLAYER	G-GS	MIN	FG-FGA	PCT	3FG-FGA	PCT	FT-FTA	PCT	OFF	DEF	TOT	AST	PF-DQ	STL	TO	BLK	PTS	AVG	HI
Wallace	3-3	119	14-43	.326	2-7	.286	18-24	.750	6	22	28	7	9-0	4	8	2	48	16.0	20
Jackson	3-3	86	15-36	.417	1-8	.125	6-13	.462	3	9	12	9	6-0	2	7	1	37	12.3	13
White (TOT)	2-0	36	10-15	.667	0-0	---	3-3	1.000	1	10	11	1	5-0	1	1	1	25	11.5	17
White (CHA)	1-0	24	7-10	.700	0-0	---	3-3	1.000	0	6	6	1	2-0	1	0	0	17	17.0	17
Henderson	3-1	72	11-24	.458	0-3	.000	10-11	.909	2	5	7	5	7-0	1	4	1	32	10.7	15
Augustin	4-4	128	13-41	.317	5-15	.333	11-11	1.000	0	3	3	15	11-0	2	10	0	42	10.5	19
Livingston	4-0	78	15-26	.577	0-1	.000	10-12	.833	1	11	12	10	6-0	4	10	2	40	10.0	18
Thomas	1-0	26	3-7	.429	0-0	---	2-2	1.000	2	7	9	0	0-0	2	0	0	8	8.0	8
Diaw	4-4	121	13-28	.464	1-7	.143	4-7	.571	4	17	21	10	12-0	2	7	3	31	7.8	11
Mohammed	3-1	51	10-20	.500	0-0	---	3-6	.500	5	8	13	0	10-0	3	3	3	23	7.7	14
K. Brown	4-3	120	9-29	.310	0-0	---	11-15	.733	11	24	35	3	6-0	4	6	4	29	7.3	12
Cunningham (TOT)	3-0	70	8-14	.571	0-0	---	1-2	.500	3	8	11	2	11-0	5	4	3	17	5.7	9
Cunningham (CHA)	0	25	2-3	.667	0-0	---	0-0	---	0	5	5	0	5-0	2	1	2	4	4.0	4
McGuire	2-1	39	2-10	.200	0-1	.000	5-5	1.000	4	6	10	3	5-0	1	2	0	9	4.5	5
Przybilla (TOT)	1-1	19	2-3	.667	0-0	---	0-0	---	2	4	6	0	2-0	0	1	0	4	4.0	4
D. Brown	2-0	11	1-3	.333	0-0	---	2-3	.667	0	2	2	0	0-0	0	1	0	4	2.0	3
Carroll	2-0	26	2-6	.333	0-0	---	0-0	---	1	0	1	0	4-0	2	1	0	4	2.0	4
Najera	3-0	35	2-9	.222	1-5	.200	0-0	---	3	0	3	0	5-0	1	1	0	5	1.7	5
Marks (TOT)	1-0	8	0-3	.000	0-0	---	0-0	---	0	1	1	0	5-0	0	2	0	0	0.0	0
Peterson (TOT)	1-0	5	0-0	.000	0-0	---	0-0	---	0	0	0	0	1-0	0	0	0	0	0.0	0
<b>BOBCATS</b>	<b>4</b>	<b>960</b>	<b>119-295</b>	<b>.403</b>	<b>10-47</b>	<b>.213</b>	<b>85-112</b>	<b>.759</b>	<b>42</b>	<b>125</b>	<b>167</b>	<b>63</b>	<b>88-0</b>	<b>31</b>	<b>66</b>	<b>18</b>	<b>333</b>	<b>83.3</b>	<b>94</b>
<b>CELTICS</b>	<b>4</b>	<b>960</b>	<b>127-287</b>	<b>.443</b>	<b>24-69</b>	<b>.348</b>	<b>84-106</b>	<b>.792</b>	<b>28</b>	<b>123</b>	<b>151</b>	<b>83</b>	<b>95-1</b>	<b>33</b>	<b>61</b>	<b>28</b>	<b>362</b>	<b>90.5</b>	<b>99</b>



## CELTICS VS. BOBCATS GAME-BY-GAME RESULTS

Date	H/A	W/L	Celtics	Opp
11/12/04	H	W	91	74
1/25/05	A	W	97	92
3/4/05	H	W	104	84
3/14/05	A	W	119	110
11/5/05*	A	L	105	107
11/25/05	H	W	90	89
1/4/06	H	W	109	106
11/8/06*	H	W	110	108
11/22/06	A	L	83	92
12/16/06	A	W	106	100
3/21/07	H	L	84	92
11/24/07	A	W	96	95
1/9/08	H	L	83	95
2/29/08	H	W	108	100
4/5/08	A	W	101	78
11/29/08	A	W	89	84
1/6/09*	A	L	106	114
4/1/09**	H	W	111	109
10/28/09	H	W	92	59
12/1/09	A	W	108	90
3/3/10	H	W	104	80
12/11/10	A	W	93	62
1/14/11	H	W	99	94
2/07/11	A	L	89	94
3/25/11	H	L	81	83

\* Overtime  
 \*\* Double-overtime

## ALL-TIME SERIES


Boston leads 18-7 (Celtics are 10-3 at home)

**CURRENT STREAK:** Two Bobcats wins

**LARGEST CELTICS WIN:** 33 points; 92-59 on 10/28/09 @ Boston

**LARGEST BOBCATS WIN:** 12 points; 95-83 on 01/09/08 @ Boston

# CHICAGO BULLS



**CHICAGO BULLS**

United Center (20,917)  
 1901 West Madison Street, Chicago, IL 60612  
 312-455-4000 • fax 312-455-4198

## 2010-11 RESULTS

Series tied 2-2 (Celtics were 2-0 at TD Garden)

- 11/05/10 Chicago 105 @ Boston 110 (OT)
- 12/03/10 Chicago 92 @ Boston 104
- 01/08/11 Boston 72 @ Chicago 90
- 04/07/11 Boston 81 @ Chicago 97

## 2011-12 MATCHUPS

- 01/13/12 Chicago at Boston
- 02/12/12 Chicago at Boston
- 02/16/12 Boston at Chicago
- 04/05/12 Boston at Chicago

## DIRECTORY

**HEAD COACH:** .....Tom Thibodeau  
**ASSISTANT COACHES:** .....Ron Adams, Rick Brunson, Andy Greer, Adrian Griffin, Ed Pinckney  
**ATHLETIC TRAINER:** .....Fred Tedeschi  
**PUBLIC & MEDIA RELATIONS:** .....Tim Hallam, Sebrina Brewster, Matt Yob, Shaun Hickcombton  
**BROADCAST TELEVISION:** .....WGN (Ch. 9), WCUI (Ch. 26). Broadcasters: Stacey King, Neil Funk  
 Comcast SportsNet Chicago. Broadcasters: Stacey King, Neil Funk  
**RADIO:** .....WMVP (1000AM). Broadcasters: Bill Wennington, Chuck Swirsky, Steve Kaskul  
**SPANISH RADIO:** .....WRTO (1200 AM). Broadcasters: Omar Ramos, Ozzie Guillen, Jr.

## 2010-2011 SEASON SERIES (2-2) BOSTON VS. CHICAGO

PLAYER	G-GS	MIN	FG-FGA	PCT	3FG-FGA	PCT	FT-FTA	PCT	OFF	DEF	TOT	AST	PF-DQ	STL	TO	BLK	PTS	AVG	HI
Allen	4-4	154	24-48	.500	6-15	.400	11-11	1.000	1	13	14	6	7-0	4	5	0	65	16.3	25
Pierce	4-4	146	25-59	.424	3-14	.214	11-12	.917	1	17	18	9	11-0	1	6	2	64	16.0	21
Garnett	3-3	103	17-37	.459	0-0	---	12-12	1.000	0	37	37	12	1-0	7	2	1	46	15.3	20
Green (TOT)	3-2	95	12-33	.364	2-9	.222	12-16	.750	2	10	12	0	7-0	3	2	1	38	12.7	21
Green (BOS)	1-0	21	4-7	.571	0-0	---	2-2	1.000	1	1	2	0	1-0	0	1	0	10	10.0	10
Rondo	4-4	144	20-45	.444	0-0	---	2-5	.400	7	12	19	44	9-0	13	7	0	42	10.5	13
Davis	4-1	131	12-41	.293	0-0	---	16-18	.889	6	7	13	2	13-0	6	6	4	40	10.0	15
D. West	1-0	19	4-7	.571	1-2	.500	0-0	---	0	2	2	1	1-0	0	3	0	9	9.0	9
Krstic (TOT)	3-2	56	10-17	.588	0-0	---	6-6	1.000	7	5	12	1	6-0	1	1	1	26	8.7	18
Krstic (BOS)	1-0	18	1-2	.500	0-0	---	4-4	1.000	1	2	3	0	2-0	0	1	0	6	6.0	6
S. O'Neal	2-2	39	7-10	.700	0-0	---	3-6	.500	1	8	9	3	10-1	0	1	2	17	8.5	12
Daniels	3-0	58	9-16	.563	0-0	---	5-8	.625	0	5	5	4	4-0	1	2	1	23	7.7	13
J. O'Neal	3-2	48	8-13	.615	0-0	---	7-9	.778	0	3	3	1	9-0	0	2	4	23	7.7	12
Robinson	3-0	37	5-15	.333	2-6	.333	0-0	---	0	1	1	0	5-0	0	3	0	12	4.0	7
Erden	3-0	36	3-3	1.000	0-0	---	3-4	.750	3	5	8	0	7-0	1	2	1	9	3.0	7
Pavlovic (TOT)	2-1	20	1-4	.250	0-0	---	3-3	1.000	0	1	1	1	3-0	1	3	0	5	2.5	3
Pavlovic (BOS)	1-0	3	1-1	1.000	0-0	---	0-0	---	0	0	0	0	0-0	0	1	0	2	2.0	2
Arroyo (TOT)	1-1	11	1-3	.333	0-0	---	0-0	---	0	1	1	2	0-0	0	1	0	2	2.0	2
Murphy (TOT)	1-0	3	0-0	---	0-0	---	2-2	1.000	0	0	0	0	0-0	0	0	0	2	2.0	2
Murphy (BOS)	1-0	3	0-0	---	0-0	---	2-2	1.000	0	0	0	0	0-0	0	0	0	2	2.0	2
Wafer	3-0	12	1-5	.200	0-2	.000	2-2	1.000	1	0	1	0	0-0	0	0	0	4	1.3	2
Harangody	2-0	14	0-1	.000	0-1	.000	0-0	---	1	1	2	0	0-0	0	0	0	0	0.0	0
<b>CELTICS</b>	<b>4</b>	<b>985</b>	<b>141-310</b>	<b>.455</b>	<b>12-42</b>	<b>.286</b>	<b>80-95</b>	<b>.842</b>	<b>23</b>	<b>114</b>	<b>137</b>	<b>82</b>	<b>80-1</b>	<b>33</b>	<b>46</b>	<b>15</b>	<b>374</b>	<b>93.5</b>	<b>110</b>
<b>BULLS</b>	<b>4</b>	<b>985</b>	<b>141-300</b>	<b>.470</b>	<b>21-54</b>	<b>.389</b>	<b>81-102</b>	<b>.794</b>	<b>36</b>	<b>133</b>	<b>169</b>	<b>80</b>	<b>81-0</b>	<b>25</b>	<b>66</b>	<b>18</b>	<b>384</b>	<b>96.0</b>	<b>105</b>

## 2010-2011 SEASON SERIES (2-2) CHICAGO VS. BOSTON

PLAYER	G-GS	MIN	FG-FGA	PCT	3FG-FGA	PCT	FT-FTA	PCT	OFF	DEF	TOT	AST	PF-DQ	STL	TO	BLK	PTS	AVG	HI
Rose	4-4	161	34-71	.479	4-15	.267	32-36	.889	4	14	18	27	7-0	2	17	0	104	26.0	36
Deng	4-4	157	25-60	.417	9-18	.500	8-10	.800	7	20	27	12	14-0	3	10	2	67	16.8	23
Boozer	3-3	93	19-41	.463	0-0	---	10-14	.714	3	21	24	4	11-0	3	9	1	48	16.0	22
Noah	3-3	111	14-24	.583	0-0	---	14-17	.824	7	21	28	5	7-0	1	5	2	42	14.0	26
Gibson	4-1	100	15-31	.484	0-0	---	4-4	1.000	6	16	22	4	5-0	3	5	5	34	8.5	18
Brewer	4-0	94	11-17	.647	0-0	---	5-9	.556	3	7	10	6	4-0	6	2	1	27	6.8	10
Watson	4-0	39	6-12	.500	2-5	.400	3-5	.600	0	2	2	8	3-0	1	2	0	17	4.3	8
Korver	4-0	70	6-19	.316	2-8	.250	0-0	---	0	3	3	6	7-0	1	5	0	14	3.5	5
Bogans	4-4	64	4-9	.444	3-7	.429	2-2	1.000	0	13	15	4	6-0	4	4	0	15	3.3	6
Butler (TOT)	1-0	1	1-1	1.000	1-1	1.000	0-0	---	0	0	0	0	0-0	0	0	0	3	3.0	3
Butler (CHI)	1-0	1	1-1	1.000	1-1	1.000	0-0	---	0	0	0	0	0-0	0	0	0	3	3.0	3
Thomas	3-1	48	3-5	.600	0-0	---	2-4	.500	1	12	13	3	7-0	1	1	5	8	2.7	6
Asik	4-0	34	3-6	.500	0-0	---	1-1	1.000	5	2	7	0	6-0	0	3	0	7	1.8	3
Johnson	2-0	7	0-4	.000	0-0	---	0-0	---	0	2	2	1	2-0	0	1	0	0	0.0	0
Scalabrino	2-0	4	0-0	---	0-0	---	0-0	---	0	0	0	0	2-0	0	2	0	0	0.0	0
<b>BULLS</b>	<b>4</b>	<b>985</b>	<b>141-300</b>	<b>.470</b>	<b>21-54</b>	<b>.389</b>	<b>81-102</b>	<b>.794</b>	<b>36</b>	<b>133</b>	<b>169</b>	<b>80</b>	<b>81-0</b>	<b>25</b>	<b>66</b>	<b>18</b>	<b>384</b>	<b>96.0</b>	<b>105</b>
<b>CELTICS</b>	<b>4</b>	<b>985</b>	<b>141-310</b>	<b>.455</b>	<b>12-42</b>	<b>.286</b>	<b>80-95</b>	<b>.842</b>	<b>23</b>	<b>114</b>	<b>137</b>	<b>82</b>	<b>80-1</b>	<b>33</b>	<b>46</b>	<b>15</b>	<b>374</b>	<b>93.5</b>	<b>110</b>



## CELTICS VS. BULLS GAME-BY-GAME RESULTS

Date	H/A	W/L	Celtics	Opp	Date	H/A	W/L	Celtics	Opp	Date	H/A	W/L	Celtics	Opp						
10/27/66	N	W	123	100	1/16/80	H	W	114	104	12/5/92	A	L	89	96	4/13/10	A	L	93	101	
11/3/66	N	W	137	108	1/29/80	A	W	103	99	1/18/93	A	L	93	103	11/5/10*	H	W	110	105	
11/8/66	A	W	112	101	11/9/80	H	W	111	105	4/4/93	H	L	89	101	12/3/10	H	W	104	92	
12/10/66	H	W	125	110	11/18/80	A	W	113	112	11/13/93	A	W	98	97	1/8/11	A	L	72	90	
12/30/66	A	W	110	106	12/13/80	A	W	106	95	12/15/93	H	L	98	108	4/7/11	A	L	81	97	
1/13/67	H	W	122	102	12/17/80	H	W	115	98	3/16/94	H	L	100	101						
1/17/67	A	W	109	101	1/9/81*	H	W	117	111	4/22/94**	A	W	104	94						
3/2/67	N	W	114	108	1/29/81	A	L	85	108	12/3/94	A	L	109	125						
3/7/67	A	L	114	117	11/4/81	H	W	115	93	12/28/94	H	L	97	105						
10/14/67	H	W	105	90	11/17/81	A	W	98	95	3/22/95	H	L	107	124						
11/9/67	A	W	107	93	1/6/82	H	L	102	116	3/30/95	A	L	82	100						
1/23/68	A	L	84	95	3/23/82	A	W	110	103	11/4/95	A	L	85	107						
1/31/68	H	W	118	109	4/4/82	H	W	114	112	12/18/95	H	L	114	123						
3/1/68	H	W	94	87	4/13/82	A	L	115	120	3/2/96	A	L	75	107						
3/7/68	A	L	112	118	12/22/82	H	W	140	131	11/1/96	H	L	98	107						
10/19/68	A	W	106	96	1/21/83	A	W	117	106	11/9/96	A	L	92	104						
10/29/68	N	L	97	103	1/31/83	H	W	110	104	3/11/97	H	L	106	117						
12/21/68	A	W	102	94	3/26/83	A	L	108	118	4/1/97	A	L	106	111						
1/22/69	A	L	94	95	4/15/83	H	L	117	120	10/31/97	H	W	92	85						
3/2/69	H	W	99	92	11/12/83	A	W	116	101	12/3/97	H	L	87	97						
3/19/69	H	W	104	92	12/6/83	A	W	118	105	1/6/98	A	L	79	90						
11/8/69	A	L	87	103	1/31/84	A	W	106	83	3/23/98	A	L	88	111						
11/19/69	H	W	122	106	3/2/84	H	W	104	100	3/21/99	H	L	92	95						
12/6/69*	A	L	114	116	4/8/84	H	W	117	110	4/11/99	H	W	87	81						
12/23/69	H	W	117	112	11/15/84	A	W	125	105	4/23/99	A	W	100	71						
2/3/70	N	W	93	85	12/22/84	A	L	85	110	11/13/99	A	L	91	92						
3/13/70	A	L	113	134	1/9/85	H	W	111	108	1/8/00	A	L	79	96						
11/21/70	A	L	107	110	2/5/85	A	W	110	106	3/10/00	H	W	104	74						
12/5/70	A	W	101	97	2/22/85	N	W	115	105	4/14/00	H	W	106	91						
2/7/71	H	W	104	96	3/6/85	H	L	107	104	12/13/00	H	L	86	104						
2/9/71	A	W	90	88	12/15/85	H	W	109	104	3/25/01	H	W	102	98						
3/14/71	H	W	117	104	12/17/85	A	L	108	116	3/29/01	A	W	106	104						
11/20/71	A	L	106	123	1/30/86	A	W	101	91	11/27/01	H	W	96	82						
12/11/71	H	L	99	115	3/5/86	H	W	108	97	12/8/01	A	L	84	87						
12/14/71	A	W	116	108	3/21/86	H	W	126	105	12/14/01	H	W	107	101						
1/12/72	H	W	113	112	11/14/86	A	W	110	98	4/8/02	A	L	100	105						
2/2/72	H	W	124	100	1/2/87	H	W	113	99	10/30/02	H	L	96	99						
10/14/72	A	W	96	88	1/27/87	A	W	105	97	11/6/02	A	W	91	69						
12/29/72	H	L	99	106	1/28/87	H	W	132	103	11/27/02	H	W	92	82						
2/13/73	A	W	105	101	3/27/87	A	W	111	106	12/16/02	A	L	83	94						
3/21/73	H	W	106	105	4/17/87	H	W	108	105	11/12/03	H	L	82	89						
12/1/73	H	W	120	98	11/25/87	H	L	102	107	1/3/04	A	W	88	77						
12/8/73	A	L	95	112	1/12/88	A	W	104	97	2/12/04	A	L	87	107						
1/9/74	H	W	106	89	3/18/88	A	L	103	113	1/8/05	A	L	91	102..						
2/5/74	A	L	98	100	3/20/88	H	W	137	107											
10/30/74	H	L	104	105	4/21/88	H	W	126	119	1/19/05	H	W	92	83						
12/10/74	A	W	107	89	4/24/88	A	L	108	115	1/29/05	A	W	101	97						
3/11/75*	A	W	121	115	11/9/88	H	L	104	110	3/25/05	H	L	86	94						
3/28/75	H	W	97	92	12/6/88	A	L	105	100	12/27/05	H	L	102	106						
11/1/75	A	L	82	84	1/15/89	A	L	104	110	12/27/05	A	L	86	118						
12/3/75	H	L	106	109	3/8/89	H	W	104	95	3/26/06	H	L	97	101						
1/17/76	A	W	94	92	11/4/89	A	W	102	100	4/1/06	A	L	94	100						
3/24/76	H	W	94	87	3/4/90	H	L	114	118	12/04/06	A	L	82	100						
12/3/76	H	W	115	109	4/17/90	A	L	105	111	3/11/07	H	L	78	94						
12/11/76	A	L	76	84	4/20/90	H	W	120	116	3/13/07	A	L	87	95						
3/15/77	A	L	96	107	11/6/90	A	W	110	108	12/8/07	A	W	92	81						
3/30/77	N	W	90	88	11/9/90	H	L	100	120	12/21/07	H	W	107	82						
11/30/77	H	W	98	92	2/26/91	A	L	99	129	3/7/08	H	W	116	93						
12/30/77	A	L	97	102	3/31/91**	H	W	135	132	4/1/08	A	W	106	92						
3/24/78	H	L	96	97	11/6/91	H	L	113	132	10/31/08	H	W	96	80						
4/4/78	A	L	104	116	12/25/91	A	L	99	121	12/19/08	H	W	126	108						
11/1/78	H	W	118	112	3/11/92	A	L	85	119	3/17/09	A	L	121	127						
1/23/79	A	L	90	100	4/5/92	H	W	97	86	10/30/09	H	W	118	90						
3/30/79	H	L	105	121	12/2/92	H	W	101	96	12/12/09	A	W	106	80						
										1/14/10	H	L	83	96						

\* Overtime  
\*\* Double-overtime

## ALL-TIME SERIES

Boston leads 111-88 (Celtics are 63-32 at home)

**CURRENT STREAK:** Two Bulls wins

**LARGEST CELTICS WIN:** 30 points; 137-107 on 03/20/88 @ Boston & 104-74 on 03/10/00 @ Boston

**LARGEST BULLS WIN:** 34 points; 119-85 on 03/11/92 @ Chicago

**2010-11 RESULTS**

Boston won 2-1 (Celtics were 1-0 at TD Garden)  
 10/27/10 Boston 87 @ Cleveland 95  
 11/30/10 Boston 106 @ Cleveland 87  
 01/25/11 Cleveland 95 @ Boston 112

**2011-12 MATCHUPS**

01/29/12 Cleveland at Boston  
 01/31/12 Boston at Cleveland  
 02/28/12 Boston at Cleveland



**CLEVELAND CAVALIERS**

Quicken Loans Arena (20,562)  
 One Center Court, Cleveland, OH 44115  
 216-420-2000 • fax 216-420-2298

**DIRECTORY**

**HEAD COACH:** ..... Byron Scott  
**ASSISTANT COACHES:** ..... Paul Pressey, Jamahl Mosley, Joe Prunty, Nate Tibbetts  
**ATHLETIC TRAINER:** ..... Max Benton  
**PUBLIC AND MEDIA RELATIONS:** ..... Tad Carper, Garin Narain, Jeff Schaefer, Amanda Petrak  
**BROADCAST TELEVISION:** ..... Fox Sports Ohio. Broadcasters: Fred McLeod, Austin Carr  
**RADIO:** ..... WTAM (1100AM). Broadcaster: John Michael, Jim Chones

**2010-2011 SEASON SERIES (2-1) BOSTON VS. CLEVELAND**

PLAYER	G-GS	MIN	FG-FGA	PCT	3FG-FGA	PCT	FT-FTA	PCT	OFF	DEF	TOT	AST	PF-DQ	STL	TO	BLK	PTS	AVG	HI
Green (TOT)	1-1	30	7-13	.538	1-4	.250	4-5	.800	1	3	4	1	0-0	2	0	0	19	19.0	19
Rondo	3-3	120	24-37	.649	2-2	1.000	2-6	.333	4	10	14	31	4-0	7	10	0	52	17.3	23
Pierce	3-3	80	17-34	.500	4-8	.500	10-12	.833	0	9	9	6	5-0	4	4	3	48	16.0	24
Allen	3-3	83	15-36	.417	4-14	.286	8-11	.727	3	5	8	10	6-0	1	2	1	42	14.0	18
Davis	3-0	92	19-34	.559	1-2	.500	3-6	.500	2	19	21	9	10-0	2	2	1	42	14.0	17
Daniels	2-0	51	9-14	.643	0-1	.000	2-2	1.000	0	6	6	2	2-0	3	4	1	20	10.0	16
Garnett	3-3	77	11-28	.393	0-1	.000	8-9	.889	3	27	30	6	4-0	3	5	2	30	10.0	11
Robinson	3-0	60	8-26	.308	6-17	.353	5-6	.833	1	7	8	6	8-0	1	3	0	27	9.0	11
Perkins	1-0	17	3-5	.600	0-0	---	1-4	.250	3	3	6	3	2-0	0	0	0	7	7.0	7
S. O'Neal	2-2	44	4-9	.556	0-0	---	3-8	.375	2	7	9	5	6-0	1	3	1	13	6.5	7
Harangody	2-0	22	4-7	.571	0-0	---	2-3	.667	2	2	4	2	5-0	0	1	1	10	5.0	8
Murphy (TOT)	1-1	25	2-5	.400	0-1	.000	1-2	.500	2	9	11	1	2-0	0	1	0	5	5.0	5
Arroyo (TOT)	2-1	32	4-11	.364	0-4	.000	0-0	---	2	1	3	1	5-0	0	1	0	8	4.0	6
Wafer	3-0	33	3-8	.375	2-4	.500	2-2	1.000	0	2	2	1	4-0	0	2	0	10	3.3	10
J. O'Neal	1-0	12	1-2	.500	0-0	---	0-0	---	0	2	2	0	6-1	0	3	0	2	2.0	2
Erden	2-1	27	1-3	.333	0-0	---	0-0	---	3	8	11	0	5-0	1	2	4	2	1.0	2
Bradley	1-0	1	0-0	---	0-0	---	0-0	---	0	0	0	1	0-0	0	0	0	0	0.0	0
<b>CELTICS</b>	<b>3</b>	<b>720</b>	<b>120-243</b>	<b>.494</b>	<b>19-49</b>	<b>.388</b>	<b>46-69</b>	<b>.667</b>	<b>23</b>	<b>107</b>	<b>130</b>	<b>82</b>	<b>67-1</b>	<b>23</b>	<b>41</b>	<b>14</b>	<b>305</b>	<b>101.7</b>	<b>112</b>
<b>CAVALIERS</b>	<b>3</b>	<b>720</b>	<b>105-243</b>	<b>.432</b>	<b>16-46</b>	<b>.348</b>	<b>51-70</b>	<b>.729</b>	<b>29</b>	<b>98</b>	<b>127</b>	<b>68</b>	<b>64-0</b>	<b>16</b>	<b>45</b>	<b>18</b>	<b>277</b>	<b>92.3</b>	<b>95</b>

**2010-2011 SEASON SERIES (1-2) CLEVELAND VS. BOSTON**

PLAYER	G-GS	MIN	FG-FGA	PCT	3FG-FGA	PCT	FT-FTA	PCT	OFF	DEF	TOT	AST	PF-DQ	STL	TO	BLK	PTS	AVG	HI
Eyenga	1-1	28	6-15	.400	1-3	.333	2-2	1.000	1	2	3	0	4-0	0	1	1	15	15.0	15
Harris	1-0	18	5-9	.556	1-2	.500	3-4	.750	3	1	4	4	0-0	0	1	0	14	14.0	14
Sessions	3-2	87	16-33	.485	0-0	---	10-16	.625	2	4	6	14	4-0	2	8	0	42	14.0	14
M. Williams	1-1	25	5-12	.417	2-3	.667	1-2	.500	0	3	3	4	2-0	0	3	1	15	15.0	13
Gibson	3-1	79	10-23	.435	3-11	.273	13-15	1.000	0	8	8	15	8-0	0	5	2	36	12.0	16
Varejao	2-2	60	10-16	.625	0-1	.000	4-5	.800	8	14	22	7	3-0	3	3	1	24	12.0	16
Hickson	3-3	79	14-25	.560	0-0	---	6-10	.600	5	29	34	6	9-0	1	5	5	34	11.3	21
Samuels	1-0	22	4-10	.400	0-0	---	2-5	.667	1	3	4	1	2-0	0	3	2	10	10.0	10
Parker	3-2	79	8-28	.286	4-10	.400	6-8	.750	0	4	4	11	3-0	2	2	1	26	8.7	13
Jamison	3-1	78	10-30	.333	0-3	.000	1-2	.500	3	11	14	1	5-0	2	3	1	21	7.0	11
Graham	2-1	43	5-10	.500	2-4	.500	1-1	1.000	0	8	8	2	6-0	0	2	0	15	6.5	10
Moon	2-1	54	5-13	.385	3-7	.429	0-0	---	1	6	7	2	3-0	4	3	2	15	6.5	10
Hollins	3-0	51	6-13	.462	0-0	---	2-4	.500	5	5	10	3	11-0	2	3	2	14	4.7	10
J. Williams	2-0	18	1-6	.167	0-2	.000	0-0	---	0	0	0	0	4-0	0	1	0	2	1.0	2
<b>CAVALIERS</b>	<b>3</b>	<b>720</b>	<b>105-243</b>	<b>.432</b>	<b>16-46</b>	<b>.348</b>	<b>51-70</b>	<b>.729</b>	<b>29</b>	<b>98</b>	<b>127</b>	<b>68</b>	<b>64-0</b>	<b>16</b>	<b>45</b>	<b>18</b>	<b>277</b>	<b>92.3</b>	<b>95</b>
<b>CELTICS</b>	<b>3</b>	<b>720</b>	<b>120-243</b>	<b>.494</b>	<b>19-49</b>	<b>.388</b>	<b>46-69</b>	<b>.667</b>	<b>23</b>	<b>107</b>	<b>130</b>	<b>82</b>	<b>67-1</b>	<b>23</b>	<b>41</b>	<b>14</b>	<b>305</b>	<b>101.7</b>	<b>112</b>



## CELTICS VS. CAVALIERS GAME-BY-GAME RESULTS

Date	H/A	W/L	Celtics	Opp	Date	H/A	W/L	Celtics	Opp	Date	H/A	W/L	Celtics	Opp
11/20/70	H	W	116	112	3/25/83	H	W	124	102	4/11/97*	H	W	103	101
12/4/70	A	W	118	107	10/29/83	A	W	108	89	11/7/97	H	L	92	96
1/24/71	H	W	121	110	12/14/83	H	W	110	108	11/29/97	A	L	97	103
1/25/71	A	L	116	117	1/6/84	H	W	115	97	4/14/98	A	L	86	95
11/21/71	A	W	128	105	1/24/84	A	W	118	97	4/17/98	H	W	78	71
12/8/71	H	W	126	107	4/3/84	A	W	98	86	2/6/99	H	W	77	73
12/17/71	A	W	115	109	4/6/84	H	W	113	94	3/2/99	A	L	99	116
1/26/72	H	L	108	112	12/1/84	A	W	110	104	3/23/99	A	L	86	83
2/23/72	A	W	113	111	12/2/84	H	W	122	99	4/12/99	H	W	103	89
3/1/72	H	W	115	105	2/6/85	H	W	113	108	11/17/99	H	W	114	103
10/27/72	H	W	123	97	3/15/85	A	W	119	96	12/14/99	A	L	88	115
12/8/72	A	W	96	87	3/22/85	H	W	129	117	1/3/00	H	W	105	98
12/9/72	H	W	123	88	4/11/85	A	W	121	115	4/1/00	A	L	103	109
1/31/73	H	W	94	89	10/26/85	A	W	105	100	11/4/00	A	L	89	91
2/6/73	A	L	105	110	12/14/85	A	L	99	109	11/28/00	A	L	87	72
2/25/73	A	W	105	92	1/8/86	H	W	126	95	2/4/01	H	W	103	82
10/28/73	A	L	99	102	3/18/86	N	W	126	96	10/30/01	A	W	108	89
10/31/73	H	W	128	110	4/1/86	A	W	123	105	12/19/01	H	W	104	98
11/25/73	A	W	107	101	4/11/86	H	W	117	104	1/26/02	A	W	108	101
12/29/73	N	W	111	92	12/6/86	A	L	86	88	3/20/02	H	W	96	70
1/30/74	H	W	120	108	1/16/87*	H	W	133	128	12/13/02	H	W	115	100
3/15/74	A	L	103	104	2/4/87	H	W	104	102	12/21/02	A	W	89	82
10/23/74	H	L	107	108	3/24/87	N	W	111	88	3/28/03	H	W	104	95
10/29/74	A	W	107	92	4/7/87	A	L	83	107	3/29/03	A	W	110	106
1/31/75	H	W	121	99	11/13/87	H	W	128	114	11/14/03	H	W	91	82
3/25/75	A	W	89	84	11/17/87	A	L	88	109	12/13/03	A	W	105	98
11/23/75	A	W	105	90	1/23/88	A	L	100	119	1/9/04	H	W	107	82
1/20/76	A	L	85	98	3/6/88	H	W	127	98	2/9/04	A	L	89	97
3/26/76	H	W	95	93	4/15/88	A	L	109	120	11/26/04	H	L	96	98
4/1/76	A	W	95	88	11/22/88	N	L	102	114	12/18/04*	A	W	114	107
4/6/76	H	L	92	101	12/2/88	A	L	84	112	4/19/05	A	L	86	100
11/26/76	H	L	92	108	12/21/88	H	L	114	115	11/22/05	A	L	93	115
12/21/76	A	L	101	108	4/2/89	A	L	100	117	2/15/06**	H	L	109	113
3/29/77	A	L	82	110	4/14/89	H	W	113	104	3/24/06	A	L	82	94
4/10/77	H	W	115	105	11/11/89	A	L	101	104	4/17/06	H	L	88	93
10/29/77	A	L	98	103	12/1/89	H	W	102	89	11/1/06	A	L	93	94
11/2/77	H	L	101	104	3/21/90	H	W	123	114	1/3/07	H	L	104	107
3/16/78	A	L	102	112	4/6/90	A	W	109	104	4/1/07	H	W	98	96
3/22/78	H	W	105	99	11/2/90	H	W	125	101	11/27/07	A	L	104	109*
10/13/78	H	L	101	115	11/24/90	A	W	113	102	12/2/07	H	W	80	70
11/18/78	A	W	92	90	3/29/91	H	W	110	108	2/5/08	A	L	113	114
2/2/79	H	W	112	98	4/19/91*	A	L	117	124	2/27/08	H	W	92	87
3/21/79	A	L	109	111	1/3/92	H	L	100	111	10/28/08	H	W	90	85
10/13/79	A	W	139	117	1/20/92	A	W	107	102	1/9/09	A	L	83	98
10/17/79	H	W	127	108	3/18/92	H	W	96	94	3/6/09	H	W	105	94
12/8/79	A	L	100	116	4/7/92	A	W	100	97	4/12/09	A	L	76	107
1/30/80	H	W	110	103	12/1/92	A	L	101	111	10/27/09	A	W	95	89
3/22/80	A	L	105	109	1/12/93	A	W	121	115	2/25/10	H	L	88	108
3/28/80	H	W	130	122	3/7/93	H	W	96	88	3/14/10	A	L	93	104
10/10/80	H	W	150	103	4/23/93	H	W	107	99	4/4/10	H	W	117	113
11/22/80	A	L	98	113	1/5/94	A	W	101	96	10/27/10	A	L	87	95
12/20/80	A	W	107	102	1/7/94	H	L	85	99	11/30/10	A	W	106	87
1/14/81	H	W	120	113	3/2/94	H	L	96	110	1/25/11	H	W	112	95
2/25/81	H	W	124	103	4/24/94	A	L	91	117					
11/14/81	A	W	92	91	12/9/94	H	L	89	96					
12/22/81	H	W	120	116	12/26/94	A	L	102	123					
1/2/82	A	W	106	103	2/8/95	H	W	75	67					
1/28/82	A	W	116	104	4/4/95	A	W	97	92					
3/24/82	H	W	136	115	1/5/96	H	W	93	77					
10/29/82	A	W	104	93	2/6/96	A	L	73	91					
12/8/82	H	W	113	93	3/8/96	H	L	91	96					
1/15/83	A	L	86	90	3/14/96	A	L	73	98					
1/23/83	H	W	105	91	3/1/97	A	L	81	99					
3/20/83	A	W	90	79	4/2/97	H	L	87	96					

\* Overtime  
\*\* Double-overtime

## ALL-TIME SERIES

Boston leads 113-68 (Celtics are 69-20 at home)

**CURRENT STREAK:** Two Celtics wins

**LARGEST CELTICS WIN:** 35 points; 123-88 on 12/09/72 @ Boston

**LARGEST CAVALIERS WIN:** 31 points; 107-76 on 04/12/09 @ Cleveland



**DALLAS MAVERICKS**

American Airlines Center (19,200)  
2500 Victory Avenue, Dallas, TX 75219  
214-747-6287 • fax 214-665-4661

**2010-11 RESULTS**

Dallas won 2-0 (Celtics were 0-1 at TD Garden)

11/08/10 Boston 87 @ Dallas 89

02/04/11 Dallas 101 @ Boston 97

**2011-12 MATCHUPS**

01/11/12 Dallas at Boston

02/20/12 Boston at Dallas

**DIRECTORY**

**HEAD COACH:** .....Rick Carlisle

**ASSISTANT COACHES:** .....Terry Stotts, Monte Mathis, Darrell Armstrong, Tony Brown

**ATHLETIC TRAINER:** .....Casey Smith

**PUBLIC AND MEDIA RELATIONS:** .....Sarah Melton, Scott Tomlin, Alan Rakowski, Gina Culvert, Jessica Hunt

**BROADCAST TELEVISION:** .....TXA-21 (Ch. 21), Fox Sports Net Southwest. Broadcasters: Mark Followill, Derek Harper, Jeff Wade

**RADIO:** .....ESPN Radio (103.5FM). Broadcasters: Chuck Cooperstein, Brad Davis

**SPANISH RADIO:** .....KFLC (1270AM). Broadcaster: Victor Villalba

**2010-2011 SEASON SERIES (0-2) BOSTON VS. DALLAS**

PLAYER	G-GS	MIN	FG-FGA	PCT	3FG-FGA	PCT	FT-FTA	PCT	OFF	DEF	TOT	AST	PF-DQ	STL	TO	BLK	PIS	AVG	HI
Pierce	2-2	76	14-29	.483	5-9	.333	5-6	.833	2	8	10	3	5-0	2	4	2	36	18.0	24
Allen	2-2	74	13-29	.448	4-9	.444	5-5	1.000	3	4	7	3	2-0	1	2	2	35	17.5	24
Garnett	2-2	73	16-36	.444	0-0	---	2-2	1.000	4	16	20	3	9-0	2	2	1	34	17.0	18
Green (TOT)	3-3	120	20-44	.455	2-3	.667	3-7	.429	5	11	16	4	4-0	3	2	1	45	15.0	17
Perkins	1-1	33	6-7	.857	0-0	---	1-2	.500	4	8	12	0	3-0	0	4	1	13	13.0	13
Rondo	2-2	81	9-24	.375	0-1	.000	1-1	1.000	5	3	8	27	4-0	8	5	1	19	9.5	11
Daniels	2-0	29	6-11	.545	0-0	---	2-3	.667	1	1	2	3	4-0	0	0	1	14	7.0	10
Krstic (TOT)	3-3	55	10-22	.455	0-0	---	1-2	.500	7	9	16	1	4-0	1	0	2	21	7.0	9
Davis	2-0	55	5-10	.500	0-0	---	0-2	.000	0	9	9	2	5-0	3	2	0	10	5.0	8
Erden	2-0	19	4-8	.500	0-0	---	2-2	1.000	1	1	2	2	3-0	2	1	0	10	5.0	6
Robinson	2-0	23	3-8	.375	3-6	.500	0-0	---	0	2	2	1	4-0	0	4	0	9	4.5	6
Arroyo (TOT)	2-2	39	3-9	.333	0-2	.000	0-0	---	1	2	3	1	2-0	0	3	0	6	3.0	6
J. O'Neal	1-1	11	1-6	.167	0-0	---	0-0	---	3	0	3	0	0-0	0	2	0	2	2.0	2
Wafar	1-0	6	1-2	.500	0-0	---	0-0	---	1	0	1	1	0-0	0	0	0	2	2.0	2
Murphy (TOT)	1-0	11	0-2	.000	0-0	---	0-0	---	0	3	3	0	1-0	0	0	0	0	0.0	0
<b>CELTICS</b>	<b>2</b>	<b>480</b>	<b>78-170</b>	<b>.459</b>	<b>10-25</b>	<b>.400</b>	<b>18-25</b>	<b>.785</b>	<b>24</b>	<b>52</b>	<b>76</b>	<b>45</b>	<b>39-0</b>	<b>18</b>	<b>28</b>	<b>8</b>	<b>184</b>	<b>92.0</b>	<b>97</b>
<b>MAVERICKS</b>	<b>2</b>	<b>480</b>	<b>72-145</b>	<b>.497</b>	<b>14-32</b>	<b>.438</b>	<b>32-37</b>	<b>.865</b>	<b>14</b>	<b>57</b>	<b>71</b>	<b>42</b>	<b>28-0</b>	<b>11</b>	<b>34</b>	<b>11</b>	<b>190</b>	<b>95.0</b>	<b>101</b>

**2010-2011 SEASON SERIES (2-0) DALLAS VS. BOSTON**

PLAYER	G-GS	MIN	FG-FGA	PCT	3FG-FGA	PCT	FT-FTA	PCT	OFF	DEF	TOT	AST	PF-DQ	STL	TO	BLK	PIS	AVG	HI
Nowitzki	2-2	77	18-30	.600	1-1	1.000	17-17	1.000	2	9	11	5	4-0	0	4	0	54	27.0	29
Terry	2-0	69	12-26	.462	3-6	.500	7-7	1.000	0	3	3	6	2-0	2	5	1	34	17.0	17
Chandler	2-2	70	12-15	.800	0-0	---	2-2	1.000	7	21	28	1	2-0	2	2	3	26	13.0	14
Stojakovic (TOT)	1-0	16	5-7	.714	3-4	.750	0-0	---	0	2	2	1	0-0	0	2	0	15	13.0	13
Barea	2-1	41	8-18	.444	3-5	.600	3-4	.750	0	1	1	6	4-0	1	6	0	22	11.0	11
Butler	1-1	27	5-13	.385	1-3	.333	0-2	.000	0	1	1	0	2-0	2	3	1	11	11.0	11
Marion	2-0	54	7-13	.538	0-1	.000	1-1	1.000	3	14	17	2	3-0	0	3	2	15	7.5	13
Stevenson	2-2	44	4-12	.333	4-9	.444	1-2	.500	2	1	3	2	1-0	0	0	2	13	6.5	7
Brewer (TOT)	1-0	22	3-5	.600	0-1	.000	0-0	---	0	3	3	1	0-0	1	0	0	6	6.0	6
Kidd	2-2	71	4-14	.286	2-7	.286	0-0	---	0	3	3	19	5-0	2	6	1	10	5.0	10
Haywood	2-0	21	2-3	.667	0-0	---	1-2	.500	0	2	2	0	2-0	1	1	1	5	2.5	5
Cardinal	1-0	2	0-0	---	0-0	---	0-0	---	0	0	0	1	1-0	0	0	0	0	0.0	0
Mahinmi	1-0	4	0-1	.000	0-0	---	0-0	---	0	2	2	0	2-0	1	1	0	0	0.0	0
<b>MAVERICKS</b>	<b>2</b>	<b>480</b>	<b>72-145</b>	<b>.497</b>	<b>14-32</b>	<b>.438</b>	<b>32-37</b>	<b>.865</b>	<b>14</b>	<b>57</b>	<b>71</b>	<b>42</b>	<b>28-0</b>	<b>11</b>	<b>34</b>	<b>11</b>	<b>190</b>	<b>95.0</b>	<b>101</b>
<b>CELTICS</b>	<b>2</b>	<b>480</b>	<b>78-170</b>	<b>.459</b>	<b>10-25</b>	<b>.400</b>	<b>18-25</b>	<b>.785</b>	<b>24</b>	<b>52</b>	<b>76</b>	<b>45</b>	<b>39-0</b>	<b>18</b>	<b>28</b>	<b>8</b>	<b>184</b>	<b>92.0</b>	<b>97</b>



## CELTICS VS. MAVERICKS GAME-BY-GAME RESULTS

Date	H/A	W/L	Celtics	Opp
12/5/80	H	W	97	87
3/3/81	A	W	117	105
12/16/81	H	W	109	92
3/2/82	A	W	101	97
11/12/82	H	W	118	110
1/8/85	A	W	114	110
12/30/85*	A	W	114	109
3/28/84	H	W	114	107
11/27/84	A	W	114	99
3/8/85	H	W	133	122
12/18/85	H	W	137	117
3/10/86	A	L	115	116
1/14/87	H	W	117	108
2/18/87	A	W	113	96
2/12/88	A	W	105	104
4/3/88	H	W	110	101
12/29/88	A	L	115	131
3/3/89	H	W	107	106
2/28/90	H	W	111	98
3/14/90	A	L	102	113
12/7/90	A	W	112	104
1/6/91	H	W	127	110
2/12/92	A	L	100	108
3/1/92	H	W	101	91
2/12/93	A	W	109	100
3/26/93	H	W	106	97
1/19/94	A	W	89	84
1/24/94	H	W	110	102
12/15/94	A	L	113	122
4/2/95	H	W	94	87
1/7/96	H	L	96	117
1/19/96	A	L	124	129
11/24/96	H	W	105	91
3/13/97	A	L	107	109
2/4/98	H	W	110	99
3/17/98	A	L	93	99
2/28/00	H	L	100	108
3/18/00	A	W	104	99
12/18/00	H	L	98	106
2/22/01	A	L	91	98
2/21/02	A	L	92	98
3/29/02	H	L	82	108
11/15/02	H	L	86	97
1/10/03	A	L	78	103
12/17/03	H	W	105	103
3/19/04	A	L	104	120
12/28/04	A	L	94	113
3/30/05	H	L	100	112
12/10/05	A	L	94	103
1/9/06	H	L	102	104
3/16/07	A	L	101	106
3/23/07	H	L	95	109
1/31/08	H	W	96	90
3/20/08	A	W	94	90
1/25/09	H	W	124	100
2/12/09	A	W	99	92
1/18/10	H	L	90	99
3/20/10	A	W	102	93
11/8/10	A	L	87	89
2/4/11	H	W	97	101

\* Overtime  
\*\* Double-overtime

## ALL-TIME SERIES

Boston leads 35-25 (Celtics are 20-10 at home)

**CURRENT STREAK:** Two Mavericks wins

**LARGEST CELTICS WIN:** 24 points; 124-100 on 01/25/09 @ Boston

**LARGEST MAVERICKS WIN:** 26 points; 108-82 on 03/29/02 @ Boston



**DENVER NUGGETS**  
 Pepsi Center (19,099)  
 1000 Chopper Circle, Denver, CO 80204  
 303-405-1100 • fax 303-893-3203

**2010-11 RESULTS**

Series tied 1-1 (Celtics were 1-0 at TD Garden)  
 12/08/10 Denver 89 @ Boston 105  
 02/24/11 Boston 75 @ Denver 89

**2011-12 MATCHUPS**

03/17/12 Boston at Denver

**DIRECTORY**

**HEAD COACH:** ..... George Karl  
**ASSISTANT COACHES:** ..... John Welch, Tim Grgurich  
**ATHLETIC TRAINER:** ..... Jim Gillen  
**PUBLIC AND MEDIA RELATIONS:** ..... Tim Gelt, Dan Tolzman, Nick O'Hayre  
**BROADCAST TELEVISION:** ..... Altitude. Broadcasters: Chris Marlowe, Scott Hastings  
**RADIO:** ..... KCKK (1510AM). Broadcaster: Jason Kosmicki

**2010-2011 SEASON SERIES (1-1) BOSTON VS. DENVER**

PLAYER	G-GS	MIN	FG-FGA	PCT	3FG-FGA	PCT	FT-FTA	PCT	OFF	DEF	TOT	AST	PF-DQ	STL	TO	BLK	PIS	AVG	HI
Allen	2-2	70	13-25	.520	4-10	.400	8-9	.889	0	7	7	7	3-0	1	6	0	38	19.0	28
Pierce	2-2	65	13-32	.406	2-10	.200	6-6	1.000	1	8	9	4	7-0	5	2	34	17.0	17	
Garnett	2-2	69	15-23	.652	0-0	---	1-1	1.000	0	22	22	4	0-0	3	0	3	31	15.5	17
Davis	2-1	63	7-20	.350	0-2	.000	13-19	.684	2	10	12	1	5-0	6	3	2	27	13.5	16
Green (TOT)	2-2	71	10-27	.370	1-7	.143	2-3	.667	3	5	8	8	10-0	0	2	1	23	11.5	12
Arroyo (TOT)	1-1	19	5-7	.714	0-0	---	0-0	---	0	1	1	3	0-0	0	1	0	10	10.0	10
D. West	1-0	23	4-11	.364	0-4	.000	2-2	1.000	0	2	2	2	1-0	2	0	0	10	10.0	10
S. O'Neal	1-1	21	3-4	.750	0-0	---	3-6	.500	2	4	6	0	3-0	0	2	3	9	9.0	9
Johnson	1-0	17	2-3	.667	0-0	---	2-2	1.000	0	1	1	0	3-0	0	1	3	6	6.0	6
Krstic (TOT)	2-2	42	6-10	.600	0-0	---	0-0	---	2	7	9	2	6-0	0	3	0	12	6.0	6
Robinson	1-0	18	2-5	.400	1-3	.333	1-2	.500	0	3	3	3	3-0	0	3	1	6	6.0	6
Rondo	2-2	74	4-10	.400	0-1	.000	1-3	.333	1	6	7	21	5-0	3	6	0	9	4.5	5
Erden	1-0	13	2-2	1.000	0-0	---	0-1	.000	0	2	2	0	3-0	1	0	2	4	4.0	4
Harangody	1-0	3	1-1	1.000	0-0	---	0-0	---	0	2	2	0	0-0	0	0	0	2	2.0	2
Wafar	2-0	21	2-6	.333	0-1	.000	0-0	---	0	3	3	1	2-0	0	2	1	4	2.0	2
Bradley	2-0	7	0-1	.000	0-1	.000	0-0	---	1	2	2	0	1-0	1	2	0	0	0.0	0
Daniels	1-0	17	0-2	.000	0-0	---	0-0	---	0	2	2	1	1-0	0	1	1	0	0.0	0
<b>CELTICS</b>	<b>2</b>	<b>480</b>	<b>68-145</b>	<b>.469</b>	<b>7-32</b>	<b>.219</b>	<b>37-51</b>	<b>.725</b>	<b>7</b>	<b>73</b>	<b>80</b>	<b>44</b>	<b>37-0</b>	<b>22</b>	<b>32</b>	<b>18</b>	<b>180</b>	<b>18.0</b>	<b>105</b>
<b>NUGGETS</b>	<b>2</b>	<b>480</b>	<b>67-153</b>	<b>.438</b>	<b>11-34</b>	<b>.324</b>	<b>33-48</b>	<b>.688</b>	<b>12</b>	<b>74</b>	<b>86</b>	<b>40</b>	<b>45-0</b>	<b>19</b>	<b>35</b>	<b>10</b>	<b>178</b>	<b>89.0</b>	<b>89</b>

**2010-2011 SEASON SERIES (1-1) DENVER VS. BOSTON**

PLAYER	G-GS	MIN	FG-FGA	PCT	3FG-FGA	PCT	FT-FTA	PCT	OFF	DEF	TOT	AST	PF-DQ	STL	TO	BLK	PIS	AVG	HI
Martin	1-1	26	8-13	.615	1-1	1.000	1-1	1.000	2	8	10	1	2-0	1	2	0	18	18.0	18
Chandler (TOT)	3-1	102	22-46	.478	6-18	.333	3-4	.750	4	19	23	1	7-0	5	3	7	53	17.7	19
Chandler (DEN)	1-0	25	5-9	.556	3-4	.750	3-4	.750	0	5	5	0	1-0	1	0	1	16	16.0	16
Felton (TOT)	3-2	110	16-38	.421	5-11	.455	10-11	.909	0	6	6	26	6-0	3	11	0	47	15.7	26
Felton (DEN)	1-0	28	2-8	.250	0-0	---	0-0	---	0	5	5	6	3-0	0	4	0	4	4.0	4
Afflalo	2-2	64	11-18	.611	2-4	.500	5-5	1.000	0	5	5	3	4-0	1	1	1	29	14.5	16
Lawson	2-1	58	10-19	.526	0-2	.000	8-11	.727	1	3	4	17	4-0	4	4	0	28	14.0	24
Lawson	2-0	22	3-4	.750	0-0	---	0-2	.000	1	1	2	2	0-0	1	4	0	6	3.0	4
Smith	2-0	52	12-27	.444	3-6	.500	1-2	.500	1	12	13	1	5-0	1	3	1	28	14.0	16
Hilario	2-2	67	8-15	.533	0-0	---	8-11	.727	3	13	16	3	10-0	3	7	2	24	12.0	12
Gallinari (TOT)	3-3	74	9-26	.346	1-8	.125	5-8	.625	1	9	10	4	6-0	2	3	3	24	8.0	20
Gallinari (DEN)	1-1	20	1-6	.167	0-2	.000	0-0	---	0	4	4	0	0-0	2	1	3	2	2.0	2
Harrington	2-0	48	5-17	.294	1-10	.100	1-2	.500	2	10	12	1	7-0	1	8	0	12	6.0	7
Billups	1-1	33	2-10	.200	1-4	.250	0-2	.000	0	1	1	7	5-0	0	1	0	5	5.0	5
Forbes	1-1	20	1-3	.333	0-1	.000	3-6	.500	0	0	0	1	0-0	2	2	1	5	5.0	5
Williams	1-1	15	2-6	.333	0-0	---	0-0	---	2	3	5	0	1-0	2	1	0	4	4.0	4
Andersen	1-0	13	0-1	.000	0-0	---	3-4	.750	0	3	3	0	0-0	1	1	1	3	3.0	3
Mozgov (TOT)	1-1	17	1-3	.333	0-0	---	1-2	.500	1	1	2	0	1-0	1	2	1	3	3.0	3
Koufos (TOT)	1-0	3	1-2	.500	0-0	---	0-0	---	1	0	1	0	0-0	0	1	0	2	2.0	2
Ely	1-0	11	0-1	.000	0-0	---	0-0	---	1	2	3	0	3-0	0	0	0	0	0.0	0
<b>CELTICS</b>	<b>2</b>	<b>480</b>	<b>68-145</b>	<b>.469</b>	<b>7-32</b>	<b>.219</b>	<b>37-51</b>	<b>.725</b>	<b>7</b>	<b>73</b>	<b>80</b>	<b>44</b>	<b>37-0</b>	<b>22</b>	<b>32</b>	<b>18</b>	<b>180</b>	<b>18.0</b>	<b>105</b>
<b>NUGGETS</b>	<b>2</b>	<b>480</b>	<b>67-153</b>	<b>.438</b>	<b>11-34</b>	<b>.324</b>	<b>33-48</b>	<b>.688</b>	<b>12</b>	<b>74</b>	<b>86</b>	<b>40</b>	<b>45-0</b>	<b>19</b>	<b>35</b>	<b>10</b>	<b>178</b>	<b>89.0</b>	<b>89</b>



## CELTICS VS. NUGGETS GAME-BY-GAME RESULTS

Date	H/A	W/L	Celtics	Opp	Date	H/A	W/L	Celtics	Opp
11/19/76	H	W	112	108	1/2/06	A	L	110	120
12/26/76	A	W	103	101	3/15/06	H	W	106	101
2/27/77	A	L	100	121	12/15/06	H	W	119	114
3/6/77*	H	W	112	110	12/26/06	A	L	105	116
11/4/77	H	L	107	109	11/7/07	H	W	119	93
2/19/78	A	L	115	118	2/19/08	A	L	118	124
3/19/78	H	W	122	95	11/14/08	H	L	85	94
3/29/78	A	L	106	109	2/23/09	A	W	114	76
11/17/78	H	W	120	118	2/21/10	A	L	105	114
1/6/79	A	L	98	127	3/24/10	H	W	113	99
3/23/79	A	L	113	137	12/8/10	H	W	105	89
4/6/79	H	L	101	107	2/24/11	A	L	75	89
11/28/79	H	W	119	97					
2/23/80	A	W	124	105					
12/23/80	H	W	136	128					
2/15/81	A	W	120	118					
12/29/81	A	L	123	128					
2/5/82	H	W	145	144					
12/12/82	H	W	126	112					
12/30/82	A	W	145	132					
11/15/83	A	W	140	124					
12/9/83	N	W	119	90					
12/5/84	H	W	123	107					
2/20/85	A	L	129	132					
1/15/86	H	W	123	100					
2/20/86	A	L	100	102					
12/3/86	H	W	119	113					
2/10/87	A	W	119	105					
12/9/87	H	L	119	124					
2/17/88	A	L	125	138					
12/27/88	A	L	109	130					
3/12/89	H	W	121	115					
12/8/89	H	L	102	103					
2/25/90	A	W	115	107					
12/5/90	H	W	148	140					
2/17/91	A	W	126	108					
12/9/91	H	W	132	94					
12/28/91	A	L	90	97					
12/9/92	H	W	129	119					
3/18/93	A	W	105	101					
1/16/94	H	W	105	100					
2/23/94	A	L	94	102					
12/12/94	H	W	113	103					
12/19/94	A	L	85	104					
2/18/96	A	L	93	117					
3/22/96	H	W	99	98					
11/15/96	H	L	80	82					
12/30/96	A	W	104	102					
11/12/97	H	W	96	86					
2/10/98	A	L	99	112					
3/5/99	H	W	102	94					
12/8/99	H	W	115	90					
12/30/99	A	W	102	94					
12/10/00*	H	W	104	102					
3/16/01	A	W	87	83					
12/5/01	H	W	95	80					
2/12/02	A	W	110	93					
1/24/03	H	W	77	58					
3/22/03	A	L	80	90					
12/7/03	A	W	116	111					
3/17/04	H	W	104	100					
12/15/04	H	L	99	100					
2/23/05	A	L	86	107					

\* Overtime  
\*\* Double-overtime

## ALL-TIME SERIES

Boston leads 46-29 (Celtics are 31-7 at home)

**CURRENT STREAK:** One Nuggets win

**LARGEST CELTICS WIN:** 38 points; 132-94 on 12/09/91 @ Boston

**LARGEST NUGGETS WIN:** 29 points; 127-98 on 01/06/79 @ Denver



**DETROIT PISTONS**

The Palace of Auburn Hills (22,076)  
 4 Championship Drive, Auburn Hills, MI 48326  
 248-377-0100 • fax 248-377-3260

**2010-11 RESULTS**

Boston won 3-1 (Celtics were 1-0 at TD Garden)

- 11/02/10 Boston 109 @ Detroit 86
- 12/29/10 Boston 92 @ Detroit 104
- 01/19/11 Detroit 82 @ Boston 86
- 04/03/11 Detroit 90 @ Boston 101

**2011-12 MATCHUPS**

- 12/30/11 Detroit at Boston
- 02/15/12 Detroit at Boston
- 02/19/12 Boston at Detroit

**DIRECTORY**

**HEAD COACH:** ..... Lawrence Frank  
**ASSISTANT COACHES:** ..... Darrell Walker, Pat Sullivan, Brian Hill, Roy Rogers  
**ATHLETIC TRAINER:** ..... Mike Abdenour  
**PUBLIC AND MEDIA RELATIONS:** ..... Kevin Grigg, Cletus Lewis Jr., Michelle Fikany, Megan Heineman  
**CABLE TELEVISION:** ..... FS Detroit. Broadcasters: George Blaha, Greg Kesler  
**RADIO:** ..... WXYT (97.1 FM The Ticket). Broadcasters: George Blaha, Mark Champion, Rick Mahorn

**2010-2011 SEASON SERIES (3-1) BOSTON VS. DETROIT**

PLAYER	G-GS	MIN	FG-FGA	PCT	3FG-FGA	PCT	FT-FTA	PCT	OFF	DEF	TOT	AST	PF-DD	STL	TO	BLK	PTS	AVG	HI
Pierce	4-4	140	34-54	.630	12-21	.571	18-20	.900	1	20	21	17	11-0	5	12	1	98	24.5	33
Garnett	4-4	100	25-43	.581	0-0	---	8-9	.889	3	18	21	5	2-0	2	7	4	58	14.5	23
Krstic (TOT)	1-1	20	5-10	.500	0-0	---	4-4	1.000	5	2	7	1	3-0	1	1	0	14	14.0	14
Green (TOT)	2-1	62	9-23	.391	1-8	.125	6-8	.750	0	9	9	0	5-0	3	3	3	25	12.5	21
Green (BOS)	1-0	20	2-5	.400	0-0	---	0-0	---	0	4	4	0	3-0	0	0	1	4	4.0	4
Allen	4-4	138	17-36	.472	4-16	.250	10-12	.833	6	10	16	16	9-0	2	11	1	48	12.0	16
Davis	4-0	121	18-37	.486	0-1	.000	8-14	.571	7	14	21	6	6-0	4	6	0	44	11.0	12
D. West	1-0	29	4-5	.800	0-0	---	0-0	---	0	0	0	5	1-0	1	1	0	10	10.0	10
J. O'Neal	3-2	62	9-12	.750	0-0	---	6-7	.857	1	13	14	1	4-0	1	8	2	24	8.0	12
S. O'Neal	3-2	47	10-17	.588	0-0	---	4-5	.800	5	9	14	0	2-0	3	3	3	23	7.7	12
Daniels	3-0	45	7-18	.389	1-3	.333	4-4	1.000	3	8	11	2	7-0	4	1	0	19	6.3	9
Rondo	3-3	110	8-24	.333	1-2	.500	2-2	1.000	4	10	14	39	5-0	6	8	1	19	6.3	9
Robinson	3-1	59	5-18	.278	3-11	.273	0-0	---	1	2	3	5	4-0	1	4	0	13	4.3	8
Erden	2-0	32	4-5	.800	0-0	---	0-0	---	2	5	7	2	5-0	0	3	3	8	4.0	6
Wafer	4-0	39	5-10	.500	1-5	.200	3-4	.750	0	2	2	4	4-0	2	0	1	14	3.5	6
Harangody	2-0	9	3-3	1.000	0-0	---	0-0	---	0	0	0	0	1-0	0	0	0	6	3.0	4
Pavlovic (TOT)	1-0	5	1-2	.500	1-1	1.000	0-0	---	0	0	0	0	0-0	0	0	0	3	3.0	3
Arroyo (TOT)	3-1	35	2-8	.250	0-0	---	0-0	---	0	5	5	6	2-0	1	2	4	4	1.3	4
Arroyo (BOS)	1-0	5	0-0	---	0-0	---	0-0	---	0	0	0	1	0-0	0	0	0	0	0.0	0
Bradley	1-0	5	0-0	---	0-0	---	0-0	---	0	0	0	1	0-0	0	0	0	0	0.0	0
<b>CELTICS</b>	<b>4</b>	<b>960</b>	<b>151-287</b>	<b>.526</b>	<b>24-61</b>	<b>.393</b>	<b>62-79</b>	<b>.785</b>	<b>33</b>	<b>115</b>	<b>148</b>	<b>104</b>	<b>64-0</b>	<b>31</b>	<b>68</b>	<b>18</b>	<b>388</b>	<b>97.0</b>	<b>109</b>
<b>PISTONS</b>	<b>4</b>	<b>960</b>	<b>139-302</b>	<b>.460</b>	<b>24-60</b>	<b>.400</b>	<b>60-80</b>	<b>.750</b>	<b>29</b>	<b>98</b>	<b>127</b>	<b>76</b>	<b>74-1</b>	<b>38</b>	<b>56</b>	<b>12</b>	<b>362</b>	<b>90.5</b>	<b>104</b>

**2010-2011 SEASON SERIES (1-3) DETROIT VS. BOSTON**

PLAYER	G-GS	MIN	FG-FGA	PCT	3FG-FGA	PCT	FT-FTA	PCT	OFF	DEF	TOT	AST	PF-DD	STL	TO	BLK	PTS	AVG	HI
Stuckey	2-2	67	11-29	.379	1-2	.500	7-7	1.000	0	1	1	5	5-0	3	8	0	30	15.0	15
Prince	4-4	140	20-47	.426	4-6	.667	13-16	.813	2	10	12	9	2-0	3	3	1	57	14.3	18
Villanueva	4-1	120	22-46	.478	10-21	.476	3-4	.750	4	21	25	2	11-0	3	8	4	57	14.3	17
R. Hamilton	2-1	60	9-23	.391	0-2	.000	5-6	.833	0	4	4	11	2-0	1	2	0	23	11.5	14
Gordon	4-2	102	16-34	.471	3-15	.200	3-4	.750	1	3	4	9	12-1	2	5	0	38	9.5	14
Daye	4-1	62	15-30	.500	3-9	.333	3-6	.500	2	7	9	1	9-2	2	3	1	36	9.0	16
Bynum	3-1	53	9-18	.500	2-2	1.000	4-5	.800	0	1	1	6	2-0	4	8	0	24	8.0	20
Wilcox	3-2	78	9-14	.643	0-0	---	5-6	.833	3	17	20	2	9-0	5	1	2	23	7.7	10
McGrady	4-2	92	10-22	.455	1-3	.333	7-8	.875	1	8	9	18	8-0	7	6	2	28	7.0	21
Monroe	4-2	96	11-20	.550	0-0	---	6-10	.600	7	17	24	8	7-0	5	2	0	28	7.0	13
Summers	1-0	14	3-6	.500	0-0	---	1-2	.500	0	2	2	0	1-0	0	2	0	7	7.0	7
Wallace	2-2	48	3-6	.500	0-0	---	2-2	1.000	7	5	12	4	4-0	2	2	2	8	4.0	6
Maxiell	2-0	29	1-7	.143	0-0	---	1-4	.250	2	2	4	1	2-0	1	3	0	3	1.5	2
<b>PISTONS</b>	<b>4</b>	<b>960</b>	<b>139-302</b>	<b>.460</b>	<b>24-60</b>	<b>.400</b>	<b>60-80</b>	<b>.750</b>	<b>29</b>	<b>98</b>	<b>127</b>	<b>76</b>	<b>74-1</b>	<b>38</b>	<b>56</b>	<b>12</b>	<b>362</b>	<b>90.5</b>	<b>104</b>
<b>CELTICS</b>	<b>4</b>	<b>960</b>	<b>151-287</b>	<b>.526</b>	<b>24-61</b>	<b>.393</b>	<b>62-79</b>	<b>.785</b>	<b>33</b>	<b>115</b>	<b>148</b>	<b>104</b>	<b>64-0</b>	<b>31</b>	<b>68</b>	<b>18</b>	<b>388</b>	<b>97.0</b>	<b>109</b>



CELTICS VS. PISTONS GAME-BY-GAME RESULTS (SINCE 1960-61)

Table with columns: Date, H/A, W/L, Celtics, Opp, Date, H/A, W/L, Celtics, Opp, Date, H/A, W/L, Celtics, Opp, Date, H/A, W/L, Celtics, Opp. Contains game-by-game results from 1960-61 to 1994-95.

PISTONS: Fort Wayne Pistons 1948-57; Detroit Pistons 1957-present.

ALL-TIME SERIES

Boston leads 226-123 (Celtics are 109-38 at home)

CURRENT STREAK: Two Celtics wins

LARGEST CELTICS WIN: 44 points; 150-106 on 12/24/60 @ Boston

LARGEST PISTONS WIN: 52 points; 118-66 on 01/31/03 @ Boston

\* Overtime
\*\* Double-overtime



**GOLDEN STATE WARRIORS**  
 ORACLE Arena (19,596)  
 1011 Broadway, Oakland, CA 94607  
 510-986-2200 • fax 510-452-0142

**2010-11 RESULTS**

Celtics won 2-0 (Celtics were 1-0 at TD Garden)  
 02/22/11 Boston 115 @ Golden State 93  
 03/04/11 Golden State 103 @ Boston 107

**2011-12 MATCHUPS**

03/14/12 Boston at Golden State

**DIRECTORY**

**HEAD COACH:** .....Mark Jackson  
**ASSISTANT COACHES:** .....Michael Malone, Pete Myers, Wes Unseld Jr., Jerry DeGregorio  
**ATHLETIC TRAINER:** .....Troy Wenzel  
**PUBLIC AND MEDIA RELATIONS:** .....Raymond Ridder, Dan Martinez, Benjamin Chen  
**BROADCAST TELEVISION:** .....Comcast Sportsnet Bay Area. Broadcasters: Bob Fitzgerald, Jim Barnett  
**RADIO:** .....KNBR (680/1050AM). Broadcaster: Tim Roye

**2010-2011 SEASON SERIES (2-0) BOSTON VS. GOLDEN STATE**

PLAYER	G-GS	MIN	FG-FGA	PCT	3FG-FGA	PCT	FT-FTA	PCT	OFF	DEF	TOT	AST	PF-DQ	STL	TO	BLK	PTS	AVG	HI
Pierce	2-2	72	18-27	.667	4-9	.444	10-10	1.000	2	7	9	6	6-0	1	7	1	50	25.0	27
Allen	2-2	75	17-29	.586	7-13	.538	4-5	.800	2	7	9	6	4-0	2	2	0	45	22.5	27
Green (TOT)	3-2	98	17-32	.531	1-7	.143	15-16	.938	4	10	14	5	12-1	6	6	0	50	16.7	27
Green (BOS)	1-0	28	8-11	.727	0-1	.000	5-5	1.000	0	1	1	0	6-1	2	3	0	21	21.0	21
Garnett	2-2	69	15-24	.625	0-1	.000	2-2	1.000	2	16	18	8	2-0	1	2	2	32	16.0	24
Rondo	2-2	77	12-23	.522	1-1	1.000	0-1	.000	2	4	6	31	6-0	7	8	0	25	12.5	19
Davis	1-0	26	5-10	.500	0-0	---	2-3	.667	0	10	10	0	5-0	3	1	0	12	12.0	12
Arroyo (TOT)	2-2	46	8-11	.727	4-5	.800	0-0	---	0	3	3	6	2-0	1	2	0	20	10.0	11
Krstic (TOT)	3-3	67	8-16	.500	0-0	---	8-9	.889	5	8	13	3	7-0	1	5	3	24	8.0	11
Krstic (BOS)	1-1	26	3-5	.600	0-0	---	5-6	.833	1	5	6	1	4-0	1	1	1	11	11.0	11
Robinson	1-0	17	2-5	.429	1-4	.250	0-0	---	0	2	2	1	2-0	0	2	0	7	7.0	7
Perkins	1-0	12	2-5	.400	0-0	---	1-2	.500	3	4	7	0	3-0	0	1	1	5	5.0	5
Wafar	2-0	12	4-6	.667	1-2	.500	0-0	---	0	1	1	0	1-0	0	0	0	9	4.5	7
Bradley	2-0	11	2-5	.400	0-0	---	1-1	1.000	1	1	2	0	0-0	0	0	0	5	2.5	5
Erden	1-0	17	0-1	.000	0-0	---	0-0	---	0	1	1	4	4-0	0	0	0	0	0.0	0
Harangody	1-0	4	0-2	.000	0-0	---	0-0	---	1	1	2	0	0-0	0	0	0	0	0.0	0
Johnson	1-0	9	0-0	---	0-0	---	0-0	---	1	1	2	0	0-0	0	1	0	0	0.0	0
Murphy (TOT)	1-0	12	0-4	.000	0-2	.000	0-0	---	2	0	2	2	1-0	0	0	0	0	0.0	0
Murphy (BOS)	1-0	12	0-4	.000	0-2	.000	0-0	---	2	0	2	2	1-0	0	0	0	0	0.0	0
D. West	1-0	12	0-4	.000	0-2	.000	0-0	---	0	1	1	1	0-0	0	1	0	0	0.0	0
<b>CELTICS</b>	<b>2</b>	<b>480</b>	<b>89-163</b>	<b>.546</b>	<b>14-35</b>	<b>.400</b>	<b>30-35</b>	<b>.857</b>	<b>17</b>	<b>63</b>	<b>80</b>	<b>61</b>	<b>44-1</b>	<b>17</b>	<b>33</b>	<b>6</b>	<b>222</b>	<b>111.0</b>	<b>115</b>
<b>WARRIORS</b>	<b>2</b>	<b>480</b>	<b>73-168</b>	<b>.435</b>	<b>10-38</b>	<b>.263</b>	<b>40-49</b>	<b>.816</b>	<b>26</b>	<b>48</b>	<b>74</b>	<b>35</b>	<b>38-0</b>	<b>20</b>	<b>27</b>	<b>11</b>	<b>196</b>	<b>98.0</b>	<b>103</b>

**2010-2011 SEASON SERIES (0-2) GOLDEN STATE VS. BOSTON**

PLAYER	G-GS	MIN	FG-FGA	PCT	3FG-FGA	PCT	FT-FTA	PCT	OFF	DEF	TOT	AST	PF-DQ	STL	TO	BLK	PTS	AVG	HI
Ellis	2-2	81	19-42	.452	5-16	.313	13-14	.929	2	6	8	8	3-0	3	6	1	56	28.0	41
Lee	2-2	74	15-33	.455	0-0	---	13-13	1.000	3	14	17	4	6-0	4	5	1	43	21.5	26
D. Wright	2-2	63	13-26	.500	2-8	.250	2-3	.667	3	6	9	2	4-0	2	1	1	30	15.0	19
Curry	2-2	62	11-21	.524	2-6	.333	3-5	.600	2	5	7	7	7-0	1	9	0	27	13.5	18
Thornton (TOT)	3-1	45	7-13	.538	1-3	.333	8-10	.800	3	4	7	0	3-0	0	3	1	23	7.7	15
Thornton (GS)	1-0	2	0-0	---	0-0	---	0-0	---	1	0	1	0	1-0	0	0	0	0	0.0	0
Biedrins	2-1	39	4-8	.500	0-0	---	0-2	.000	3	2	5	1	4-0	5	1	1	8	4.0	4
Radmanovic	2-0	32	3-11	.273	0-3	.000	2-2	1.000	3	4	7	1	3-0	0	1	3	8	4.0	4
Moore	1-1	29	3-6	.500	0-0	---	0-0	---	1	4	5	0	3-0	1	1	0	6	6.0	6
Williams	2-0	29	3-7	.429	1-2	.500	0-1	.000	0	3	3	0	2-0	1	1	0	7	3.5	5
Law (TOT)	3-0	43	3-10	.300	0-3	.000	3-5	.600	0	2	2	7	0-0	2	4	0	9	3.0	5
Law (GS)	2-0	40	3-10	.300	0-3	.000	3-5	.600	0	2	2	7	0-0	2	3	0	9	4.5	5
Udoh	2-1	39	1-7	.143	0-0	---	4-4	1.000	6	3	9	2	5-0	1	0	3	6	3.0	6
Armundson	1-0	17	1-3	.333	0-0	---	0-0	---	3	3	6	0	2-0	1	0	1	2	2.0	2
Bell	1-0	2	0-0	---	0-0	---	0-0	---	0	0	0	0	1-0	0	0	0	0	0.0	0
<b>WARRIORS</b>	<b>2</b>	<b>480</b>	<b>73-168</b>	<b>.435</b>	<b>10-38</b>	<b>.263</b>	<b>40-49</b>	<b>.816</b>	<b>26</b>	<b>48</b>	<b>74</b>	<b>35</b>	<b>38-0</b>	<b>20</b>	<b>27</b>	<b>11</b>	<b>196</b>	<b>98.0</b>	<b>103</b>
<b>CELTICS</b>	<b>2</b>	<b>480</b>	<b>89-163</b>	<b>.546</b>	<b>14-35</b>	<b>.400</b>	<b>30-35</b>	<b>.857</b>	<b>17</b>	<b>63</b>	<b>80</b>	<b>61</b>	<b>44-1</b>	<b>17</b>	<b>33</b>	<b>6</b>	<b>222</b>	<b>111.0</b>	<b>115</b>



# CELTICS VS. WARRIORS GAME-BY-GAME RESULTS (SINCE 1962-63)

Date	H/A	W/L	Celtics	Opp	Date	H/A	W/L	Celtics	Opp	Date	H/A	W/L	Celtics	Opp
11/17/62	H	W	127	109	12/31/70	H	L	106	144	1/27/95	H	W	117	91
12/26/62	H	W	116	113	3/9/71	A	W	134	112	2/15/95	A	W	116	115
12/27/62	N	W	108	102	10/15/71	H	L	75	97	11/24/95	H	L	94	101
1/8/63	A	W	118	112	12/27/71	H	W	99	97	2/14/96	A	L	103	106
1/30/63	H	W	115	111	1/8/72	A	L	106	128	1/14/97	H	W	116	108
2/9/63	H	W	118	112	2/19/72	A	L	111	115	2/19/97	A	L	101	112
2/21/63	A	W	155	118	3/14/72	H	W	124	110	2/15/98	A	L	87	101
2/26/63	A	L	112	128	11/8/72	H	W	128	111	2/27/98	H	W	120	88
11/30/63	H	W	100	96	12/19/72	A	L	112	115	2/18/00	A	L	100	122
1/3/64	A	W	111	101	2/17/73	A	W	110	106	3/15/00	H	W	121	104
1/7/64	A	L	89	92	2/28/73	H	W	118	111	1/5/01	H	L	88	100
1/19/64	H	W	108	105	11/27/73	H	W	108	105	1/21/01	A	L	91	94
1/29/64	H	L	92	100	12/18/73	A	W	125	106	2/13/02	A	L	75	92
2/13/64	A	L	95	106	1/20/74	H	L	102	123	3/27/02	H	W	102	99
2/15/64	A	W	96	87	2/12/74	A	W	107	102	2/18/03	A	W	125	117
2/28/64	H	W	107	92	11/20/74	N	L	115	120	3/26/03	H	L	95	107
11/1/64	H	W	110	84	12/28/74	A	W	115	105	12/29/03	A	W	100	91
11/25/64	H	W	122	118	2/22/75	A	L	108	114	4/2/04	H	W	111	106
12/4/64	A	L	85	112	3/9/75	H	L	101	102	12/6/04	A	L	106	110
12/5/64	A	W	105	81	10/29/75	H	W	115	106	1/5/05	H	W	84	83
12/16/64	H	W	107	106	12/30/75	A	L	101	133	12/19/05	H	W	109	98
1/8/65	A	W	94	91	2/21/76	A	L	94	100	12/28/05	A	L	109	111
1/22/65	H	W	104	94	2/29/76	A	W	119	101	12/20/06	H	L	95	96
2/26/65	A	W	130	112	1/2/77	A	L	98	105	12/29/06	A	L	100	110
3/14/65	H	W	106	98	1/30/77	H	L	92	109	11/27/07	H	W	105	82
11/16/65	A	W	108	105	2/20/77	A	W	114	112	2/20/08	A	L	117	119
12/11/65	H	W	143	106	3/1/77	H	L	94	101	11/26/08	H	W	119	111
1/7/66	A	W	115	114	12/16/77	H	W	118	113	12/26/08	A	L	89	99
1/8/66	A	W	124	96	12/21/77	A	L	106	111	11/18/09	H	W	109	95
2/10/66	N	L	117	128	1/29/78	H	L	88	99	12/28/09	H	L	99	103
2/11/66	H	W	99	96	2/14/78	A	W	98	75	2/22/11	A	W	115	93
2/18/66	A	L	106	128	1/5/79	A	L	98	113	3/4/11	H	W	107	103
2/22/66	A	W	116	108	1/28/79	H	W	103	102					
10/15/66	H	W	121	113	2/21/79	A	W	101	97					
12/17/66	A	W	118	110	12/29/79	A	W	104	88					
1/3/67*	A	W	126	121	2/29/80	H	W	110	99					
1/7/67	A	L	108	110	11/21/80	H	W	108	106					
1/30/67	N	W	121	108	1/3/81	A	L	106	121					
2/10/67**	H	W	137	136	11/25/81	H	W	122	101					
2/14/67	N	L	122	128	2/17/82	A	L	105	121					
2/18/67	N	L	124	130	1/12/83	H	W	139	117					
3/1/67	H	W	157	125	2/19/83	A	L	109	115					
11/15/67	H	W	113	110	1/1/84	H	W	135	112					
12/26/67	H	L	104	117	2/16/84	A	W	125	115					
1/6/68	A	L	101	107	11/21/84	H	W	135	91					
1/15/68	H	W	111	102	2/15/85	A	W	107	100					
2/23/68	A	L	122	127	1/24/86	H	W	135	114					
2/28/68	H	W	125	110	2/19/86	A	W	115	100					
3/12/68*	A	W	124	121	11/21/86	H	W	135	120					
12/13/68	H	L	98	108	2/12/87	A	W	134	112					
1/3/69	A	L	101	104	1/2/88	A	W	115	110					
1/5/69	A	W	134	86	1/18/88	H	W	121	101					
1/17/69	H	W	102	99	11/16/88/	H	W	107	104					
3/4/69	A	L	95	99	4/6/89	A	L	118	132					
3/9/69	H	W	138	89	1/21/90	H	L	115	120					
11/4/69	H	W	124	105	2/25/90	A	W	123	111					
11/7/69	H	L	110	111	1/16/91	H	L	105	110					
11/21/69	A	L	115	118	2/14/91	A	W	128	112					
2/1/70	H	L	105	123	2/19/92	A	L	112	117					
2/16/70	N	W	117	114	3/22/92	H	W	114	97					
2/21/70	A	L	111	116	2/7/93	A	W	87	82					
3/4/70	H	W	115	110	3/16/93	A	W	114	88					
11/18/70	H	L	89	90	1/21/94	H	W	124	116					
12/22/70	A	W	138	108	2/19/94	A	L	90	101					

\* Overtime  
\*\* Double-overtime

**WARRIORS:** Philadelphia Warriors 1946-62; San Francisco Warriors 1962-71; Golden State Warriors 1971-present.

## ALL-TIME SERIES

Boston leads 197-128 (Celtics are 110-34 at home)

**CURRENT STREAK:** Two Celtics Wins

**LARGEST CELTICS WIN:** 51 points; 153-102 on 03/07/62 @ Boston

**LARGEST WARRIORS WIN:** 38 points; 144-106 on 12/31/70 @ Boston



**HOUSTON ROCKETS**

Toyota Center (18,043)  
1510 Polk Street, Houston, TX 77002  
713-758-7200 • fax 713-758-7339

**2010-11 RESULTS**

Houston won 2-0 (Celtics were 0-1 at TD Garden)  
01/10/11 Houston 108 @ Boston 102  
03/18/11 Boston 77 @ Houston 93

**2011-12 MATCHUPS**

03/06/12 Houston at Boston

**DIRECTORY**

**HEAD COACH:** ..... Kevin McHale  
**ASSISTANT COACHES:** ..... Kelvin Sampson, John-Blair Bickerstaff, Chris Finch, Brett Gunning  
**ATHLETIC TRAINER:** ..... Keith Jones  
**PUBLIC AND MEDIA RELATIONS:** ..... Nelson Luis, Tracey Hughes, Bob Schranz  
**CABLE TELEVISION:** ..... Fox Sports Houston/TBD. Broadcasters: Bill Worrell, Clyde Drexler, Matt Bullard  
**RADIO:** ..... SportsRadio KILT (610AM). Broadcasters: Craig Ackerman, Joel Blank  
**SPANISH RADIO:** ..... KEYH 850 AM. Broadcaster: Adrian Chavarria

**2010-2011 SEASON SERIES (0-2) BOSTON VS. HOUSTON**

PLAYER	G-GS	MIN	FG-FGA	PCT	3FG-FGA	PCT	FT-FTA	PCT	OFF	DEF	TOT	AST	PF-DQ	STL	TO	BLK	PTS	AVG	HI
Daniels	1-0	24	7-8	.875	0-1	.000	5-5	1.000	1	6	7	1	1-0	2	1	0	19	19.0	19
Green (TOT)	4-3	133	26-50	.520	7-14	.500	10-13	.769	1	12	13	7	11-0	5	4	3	69	17.3	21
Green (BOS)	1-0	28	7-10	.700	1-1	1.000	2-4	.500	0	2	2	0	5-0	1	0	2	17	17.0	17
Davis	2-1	69	12-23	.522	0-0	---	4-10	.400	3	9	12	2	4-0	5	0	1	28	14.0	16
Allen	2-2	59	11-19	.579	2-3	.667	3-3	1.000	3	7	10	5	6-0	4	2	0	27	13.5	19
Pierce	2-2	58	7-22	.318	0-0	---	10-10	1.000	1	7	8	5	4-0	1	4	0	26	13.0	16
Garnett	1-1	22	5-10	.500	0-0	---	1-2	.500	1	4	5	2	4-0	2	3	2	11	11.0	11
S. O'Neal	1-1	21	3-3	1.000	0-0	---	4-4	1.000	0	2	2	2	1-0	0	0	0	10	10.0	10
Krstic (TOT)	3-3	61	9-19	.474	0-0	---	9-12	.750	4	13	17	1	7-0	1	0	3	27	9.0	11
Krstic (BOS)	1-1	13	2-3	.667	0-0	---	1-2	.500	1	3	4	0	4-0	0	0	0	5	5.0	5
J. O'Neal	1-0	21	3-7	.429	0-0	---	1-2	.500	3	1	4	0	3-0	0	2	1	8	8.0	8
Rondo	2-2	65	6-19	.316	0-1	.000	2-2	.500	2	1	3	18	3-0	3	6	0	15	6.5	9
Wafer	1-0	9	1-1	1.000	0-0	---	4-4	1.000	0	0	0	0	1-0	1	0	0	6	6.0	6
Arroyo (TOT)	1-1	35	3-7	.429	2-3	.667	3-3	1.000	0	2	2	4	4-0	0	2	0	11	5.5	11
Arroyo (BOS)	1-0	11	0-2	.000	0-1	.000	0-0	---	0	1	1	1	1-0	0	1	0	0	0.0	0
Pavlovic (TOT)	2-1	33	4-8	.500	3-5	.600	0-0	---	0	6	6	2	3-0	2	0	0	11	5.5	11
Pavlovic (BOS)	1-0	10	0-1	.000	0-1	.000	0-0	---	0	4	4	0	0-0	0	0	0	0	0.0	0
Bradley	1-0	7	2-4	.500	0-0	---	0-0	---	0	0	0	0	1-0	0	1	0	4	4.0	4
Robinson	1-0	16	1-7	.143	1-5	.200	0-0	---	0	0	0	1	3-0	0	1	0	3	3.0	3
Murphy (TOT)	1-0	15	1-2	.500	0-0	---	0-0	---	0	3	3	1	0-0	1	2	0	2	2.0	2
Murphy (BOS)	1-0	15	1-2	.500	0-0	---	0-0	---	0	3	3	1	0-0	1	2	0	2	2.0	2
Harangody	1-0	10	0-2	.000	0-0	---	0-0	---	0	2	2	0	0-0	0	0	0	0	0.0	0
D. West	1-0	22	0-3	.000	0-1	.000	0-0	---	0	0	0	4	3-0	1	3	0	0	0.0	0
<b>CELTICS</b>	<b>2</b>	<b>480</b>	<b>68-146</b>	<b>.466</b>	<b>6-23</b>	<b>.261</b>	<b>37-48</b>	<b>.771</b>	<b>15</b>	<b>51</b>	<b>66</b>	<b>42</b>	<b>44-0</b>	<b>21</b>	<b>27</b>	<b>6</b>	<b>179</b>	<b>89.5</b>	<b>102</b>
<b>ROCKETS</b>	<b>2</b>	<b>480</b>	<b>71-147</b>	<b>.483</b>	<b>18-42</b>	<b>.429</b>	<b>41-49</b>	<b>.837</b>	<b>21</b>	<b>61</b>	<b>82</b>	<b>47</b>	<b>36-0</b>	<b>12</b>	<b>31</b>	<b>9</b>	<b>201</b>	<b>100.5</b>	<b>108</b>

**2010-2011 SEASON SERIES (2-0) HOUSTON VS. BOSTON**

PLAYER	G-GS	MIN	FG-FGA	PCT	3FG-FGA	PCT	FT-FTA	PCT	OFF	DEF	TOT	AST	PF-DQ	STL	TO	BLK	PTS	AVG	HI
Martin	1-1	39	6-15	.400	2-7	.286	11-12	.917	0	4	4	2	0-0	2	6	0	25	25.0	25
Brooks	1-1	37	8-15	.533	5-8	.625	3-3	1.000	0	1	1	5	0-0	0	2	0	24	24.0	24
Lowry	2-2	79	22-34	.648	5-11	.455	10-10	1.000	4	1	5	17	7-0	2	3	1	37	18.5	207
Patterson	2-1	54	13-18	.722	0-0	---	2-2	1.000	3	13	16	5	5-0	0	5	28	14.0	18	
Scola	1-1	26	5-13	.385	0-0	---	2-4	.500	1	8	9	2	2-0	4	4	0	12	12.0	12
Hayes	1-1	34	5-7	.714	0-0	---	1-1	1.000	3	8	11	3	4-0	2	3	0	11	11.0	11
Battier	1-1	29	4-5	.800	0-1	.000	2-5	.400	1	4	5	1	2-0	0	1	0	10	10.0	10
Hill	2-1	51	7-16	.438	0-0	---	4-4	1.000	6	11	17	1	5-0	0	4	2	18	9.0	12
Budinger	2-1	47	6-15	.400	3-7	.429	0-0	---	1	4	5	4	4-0	0	3	0	15	7.5	13
Lee	2-0	51	3-12	.250	1-4	.250	3-4	.750	0	6	6	1	2-0	2	2	0	10	5.0	8
Miller	1-0	9	1-2	.500	1-2	.500	2-2	1.000	0	0	0	2	1-0	0	1	0	5	5.0	5
Dragic (TOT)	2-0	27	2-7	.286	1-2	.500	1-2	.500	0	1	1	3	3-0	0	4	1	6	3.0	4
Dragic (HOU)	1-0	12	1-3	.333	1-2	.500	1-2	.500	0	0	0	2	0-0	0	1	0	4	4.0	4
Jeffries	1-0	12	1-2	.500	0-0	---	0-0	---	2	1	3	2	4-0	0	0	1	2	2.0	2
Thabeet (TOT)	1-0	6	1-1	1.000	0-0	---	0-0	---	0	0	0	0	1-0	0	0	0	2	2.0	2
<b>ROCKETS</b>	<b>2</b>	<b>480</b>	<b>71-147</b>	<b>.483</b>	<b>18-42</b>	<b>.429</b>	<b>41-49</b>	<b>.837</b>	<b>21</b>	<b>61</b>	<b>82</b>	<b>47</b>	<b>36-0</b>	<b>12</b>	<b>31</b>	<b>9</b>	<b>201</b>	<b>100.5</b>	<b>108</b>
<b>CELTICS</b>	<b>2</b>	<b>480</b>	<b>68-146</b>	<b>.466</b>	<b>6-23</b>	<b>.261</b>	<b>37-48</b>	<b>.771</b>	<b>15</b>	<b>51</b>	<b>66</b>	<b>42</b>	<b>44-0</b>	<b>21</b>	<b>27</b>	<b>6</b>	<b>179</b>	<b>89.5</b>	<b>102</b>



## CELTICS VS. ROCKETS GAME-BY-GAME RESULTS

Date	H/A	W/L	Celtics	Opp	Date	H/A	W/L	Celtics	Opp	Date	H/A	W/L	Celtics	Opp
11/21/67	N	W	121	114	10/12/79	H	W	114	106	11/4/08	A	W	103	99
11/22/67	A	W	124	110	10/24/79	A	W	100	99	1/7/09	H	L	85	89
12/15/67	N	W	114	101	1/2/80	A	W	111	103	3/19/10	A	W	94	87
12/20/67	A	W	126	116	1/22/80	H	W	112	106	4/2/10	H	L	114	119
1/21/68	H	W	159	112	3/5/80*	A	W	103	99	1/10/11	H	L	102	108
2/26/68	A	W	118	110	3/12/80	H	W	121	105	3/18/11	A	L	77	93
3/13/68	A	W	144	118	12/19/80	H	W	133	119					
11/17/68	H	W	154	113	3/4/81	A	W	108	101					
1/2/69	A	W	107	95	11/18/81	H	L	104	106					
2/4/69	N	L	126	135	3/5/82	A	W	100	98					
3/6/69	A	L	97	110	11/17/82	H	W	112	94					
3/24/69	N	W	111	107	1/4/83	A	W	88	87					
10/31/69	H	W	118	113	12/29/83	A	L	94	107					
11/22/69	A	L	116	125	2/10/84	H	W	114	101					
12/12/69	H	W	107	104	11/28/84	A	W	110	100					
12/27/69	A	W	111	110	3/17/85	H	W	134	120					
2/25/70	H	W	147	124	3/11/86	A	W	116	104					
3/17/70	A	L	117	125	3/24/86	H	W	114	107					
12/29/70	A	W	110	108	1/18/87	H	W	122	99					
1/20/71	H	W	142	112	2/19/87	A	W	99	92					
2/20/71	A	L	118	128	2/9/88	A	L	120	129					
3/3/71	H	W	128	113	3/30/88	H	W	117	110					
3/11/71	A	L	91	115	2/14/89	A	L	123	137					
10/27/71	H	W	108	97	3/31/89	H	W	126	109					
11/10/71	A	W	142	103	11/22/89	H	W	109	97					
12/4/71	H	W	117	107	2/13/90	A	W	107	94					
1/5/72	A	W	113	105	11/21/90	H	W	108	95					
1/21/72	H	W	110	105	12/10/90	A	W	107	95					
1/27/75	A	W	130	110	2/5/92	H	W	98	85					
1/3/75	A	L	112	123	2/14/92	A	L	99	105					
1/10/75	H	W	128	107	12/23/92	H	W	98	94					
1/26/75	H	W	139	126	2/18/93	A	L	84	119					
3/20/75	N	W	94	89	1/12/94	H	L	84	94					
3/25/75	A	W	125	121	1/18/94	A	W	95	83					
10/24/75	H	L	117	132	11/11/94	H	L	82	102					
12/14/75	A	W	114	106	12/17/94	A	W	112	109					
3/8/74	A	L	106	113	11/20/95	H	L	93	98					
3/19/74	A	W	110	107	1/18/96	A	W	108	106					
3/23/74	N	W	108	105	11/29/96	H	L	94	120					
12/6/74*	A	W	120	114	12/4/96	A	L	89	94					
1/18/75	N	W	123	101	2/1/98	H	W	107	96					
1/21/75	A	W	113	102	3/19/98	A	L	96	105					
3/16/75	H	W	99	94	12/10/99	H	W	100	96					
10/24/75	H	W	109	94	12/18/99	A	L	94	100					
12/13/75	A	W	137	120	11/22/00	H	W	96	81					
2/11/76	A	L	103	115	2/20/01	A	L	84	101					
2/25/76	H	W	103	102	1/18/02	H	L	101	104					
4/2/76	H	W	119	115	2/23/02	A	L	89	99					
11/3/76*	A	L	111	117	1/13/03	A	L	92	101					
1/11/77	H	W	105	101	2/24/03*	H	L	95	101					
1/19/77	A	W	112	102	1/11/04	A	W	97	93					
4/6/77	H	L	93	104	1/4/04	H	L	80	95					
10/22/77	A	L	98	110	1/31/05	H	L	94	97					
11/23/77	H	W	109	100	3/18/05	A	W	103	92					
1/11/78	H	W	91	88	11/13/05	H	W	102	82					
2/21/78	A	L	96	111	12/6/05	A	L	73	91					
10/14/78	H	L	108	114	2/26/07	A	W	77	72					
10/21/78	A	L	101	118	3/7/07	H	L	80	111					
12/12/78	A	L	105	112	01/02/08	H	W	97	93					
1/31/79	H	W	119	102	03/18/08	A	W	94	74					

\* Overtime  
\*\* Double-overtime

**ROCKETS:** San Diego Rockets 1967-71; Houston Rockets 1971-present.

## ALL-TIME SERIES

Boston leads 85-43 (Celtics are 43-16 at home)

**CURRENT STREAK:** Three Rockets wins

**LARGEST CELTICS WIN:** 39 points; 142-103 on 11/10/71 @ Houston

**LARGEST ROCKETS WIN:** 35 points; 119-84 on 02/18/93 @ Houston



**INDIANA PACERS**

Conseco Fieldhouse (18,345)  
125 South Pennsylvania Street, Indianapolis, IN 46204  
317-917-2500 • fax 317-917-2599

**2010-11 RESULTS**

Boston won 3-1 (Celtics were 2-0 at TD Garden)

- 12/19/10 Indiana 88 @ Boston 99
- 12/28/10 Boston 95 @ Indiana 83
- 03/16/11 Indiana 80 @ Boston 92
- 03/28/11 Boston 100 @ Indiana 107

**2011-12 MATCHUPS**

- 01/06/12 Indiana at Boston
- 01/14/12 Boston at Indiana
- 01/27/12 Indiana at Boston
- 04/07/12 Boston at Indiana

**DIRECTORY**

**HEAD COACH:** .....Frank Vogel  
**ASSISTANT COACHES:** .....Brian Shaw, Jim Boylen, Dan Burke  
**ATHLETIC TRAINER:** .....Josh Corbeil  
**PUBLIC AND MEDIA RELATIONS:** .....David Benner, Krissy Myers, Tim Edwards  
**BROADCAST TELEVISION:** .....Fox Sports Indiana. Broadcasters: Chris Denari, Quinn Buckner, Austin Croschere, Brooke Olzendam  
**RADIO:** .....93.1 WIBC FM. Broadcasters: Mark Boyle, Bob Leonard

**2010-2011 SEASON SERIES (3-1) BOSTON VS. INDIANA**

PLAYER	G-GS	MIN	FG-FGA	PCT	3FG-FGA	PCT	FT-FTA	PCT	OFF	DEF	TOT	AST	PF-DQ	STL	TO	BLK	PTS	AVG	HI
Pierce	4-4	139	28-47	.596	8-13	.615	18-19	.947	1	22	23	25	10-0	7	7	3	82	20.5	23
Davis	4-4	134	24-49	.490	0-1	.000	13-19	.684	3	21	24	2	10-0	2	11	3	61	15.3	20
Allen	4-4	140	23-45	.511	6-17	.353	5-7	.714	1	13	14	15	4-0	2	7	0	57	14.3	17
Green (TOT)	3-1	102	11-28	.393	2-8	.250	18-24	.750	6	14	20	6	13-1	0	7	3	42	14.0	19
Green (BOS)	2-0	55	7-12	.583	1-3	.333	12-16	.750	1	5	6	2	7-0	0	5	3	27	13.5	19
Robinson	2-2	67	10-23	.435	3-8	.375	3-4	.750	3	3	6	6	8-0	0	3	2	26	13.0	18
Robinson	2-2	69	9-15	.600	0-0	---	4-4	1.000	2	2	4	4	0-0	2	3	1	22	11.0	22
Rondo	2-0	51	10-14	.714	0-0	---	0-0	---	2	7	9	4	3-0	2	6	2	20	10.0	12
Daniels	2-2	37	6-10	.600	0-0	---	8-9	.889	0	7	7	0	11-0	0	6	2	20	10.0	12
S. O'Neal	2-2	37	6-10	.600	0-0	---	8-9	.889	0	7	7	0	11-0	0	6	2	20	10.0	12
Garnett	4-4	117	13-31	.419	0-0	---	10-16	.625	1	31	32	3	10-0	6	5	3	36	9.0	11
Krstic (TOT)	2-2	43	6-10	.600	0-0	---	6-8	.750	3	6	9	1	8-0	2	1	1	18	9.0	11
Krstic (BOS)	2-2	43	6-10	.600	0-0	---	6-8	.750	3	6	9	1	8-0	2	1	1	18	9.0	11
Arroyo (TOT)	2-1	37	6-9	.667	3-3	1.000	0-0	---	0	3	3	2	3-0	0	2	0	15	7.5	12
Arroyo (BOS)	1-0	12	1-3	.333	1-1	1.000	0-0	---	0	2	2	0	3-0	0	0	3	3.0	3	3
Murphy (TOT)	1-0	18	2-2	1.000	0-0	---	2-2	1.000	0	3	3	0	3-0	0	0	0	6	6.0	6
Murphy (BOS)	1-0	18	2-2	1.000	0-0	---	2-2	1.000	0	3	3	0	3-0	0	0	0	6	6.0	6
D. West	2-0	33	2-7	.286	0-1	.000	1-1	1.000	0	3	3	5	3-0	1	4	1	5	2.5	3
Wafer	2-0	9	1-2	.500	0-1	.000	0-0	---	0	1	1	0	0-0	1	1	0	2	1.0	2
Pavlovic (TOT)	3-0	20	1-4	.250	0-3	.000	0-0	---	0	0	0	1	2-0	1	0	2	0	2	2
Pavlovic (BOS)	2-0	4	0-1	.000	0-1	.000	0-0	---	0	0	0	0	0-0	0	0	0	0	0	0
Bradley	3-0	15	0-4	.000	0-0	---	1-4	.250	1	2	3	0	0-0	0	1	0	1	0.3	1
Erden	1-0	7	0-0	---	0-0	---	0-0	---	0	1	1	0	0-0	0	0	0	0	0	0
O'Neal	1-0	12	0-0	---	0-0	---	0-0	---	1	1	2	0	3-0	0	0	0	0	0	0
<b>CELTICS</b>	<b>4</b>	<b>960</b>	<b>142-275</b>	<b>.516</b>	<b>19-46</b>	<b>.413</b>	<b>83-109</b>	<b>.761</b>	<b>19</b>	<b>130</b>	<b>149</b>	<b>77</b>	<b>80-1</b>	<b>25</b>	<b>61</b>	<b>21</b>	<b>386</b>	<b>96.5</b>	<b>100</b>
<b>PACERS</b>	<b>4</b>	<b>960</b>	<b>138-339</b>	<b>.407</b>	<b>20-64</b>	<b>.313</b>	<b>62-78</b>	<b>.795</b>	<b>53</b>	<b>116</b>	<b>169</b>	<b>71</b>	<b>88-0</b>	<b>29</b>	<b>59</b>	<b>11</b>	<b>358</b>	<b>89.5</b>	<b>107</b>

**2010-2011 SEASON SERIES (1-3) INDIANA VS. BOSTON**

PLAYER	G-GS	MIN	FG-FGA	PCT	3FG-FGA	PCT	FT-FTA	PCT	OFF	DEF	TOT	AST	PF-DQ	STL	TO	BLK	PTS	AVG	HI
Granger	4-4	151	21-69	.304	5-24	.208	20-23	.870	5	12	17	13	11-0	8	12	3	67	16.8	19
Hibbert	4-4	113	26-56	.464	0-0	---	5-5	1.000	12	21	33	8	12-0	1	10	4	57	14.3	26
Collison	4-4	122	21-44	.477	0-0	.000	10-11	.909	4	7	11	17	6-0	5	6	1	52	13.0	17
Dunleavy	2-0	48	8-12	.667	3-4	.750	0-0	---	1	4	5	4	3-0	1	1	0	19	9.5	10
Ford	2-0	34	8-14	.571	0-1	.000	1-1	1.000	0	2	2	4	5-0	4	3	0	17	8.5	13
Price	2-0	34	7-14	.500	2-4	.500	1-4	.250	0	2	2	5	10-0	2	0	17	8.5	15	
McRoberts	3-1	73	10-18	.556	0-0	---	5-8	.625	5	13	18	8	9-0	1	6	1	25	8.3	14
Rush	4-2	110	10-29	.345	4-10	.400	9-10	.900	1	15	16	3	6-0	1	3	0	33	8.3	17
George	2-2	48	6-16	.375	3-6	.500	0-0	---	2	7	9	2	7-0	3	5	1	15	7.5	15
Posey	2-0	36	4-9	.444	3-8	.375	0-0	---	2	4	6	2	3-0	1	2	0	11	5.5	8
Hansbrough	3-2	69	6-25	.240	0-0	---	3-6	.500	8	11	19	1	9-0	1	1	0	15	5.0	10
D. Jones	3-0	28	4-11	.364	0-1	.000	4-4	1.000	1	4	5	1	3-0	1	1	0	12	4.0	8
Foster	4-1	65	6-13	.462	0-0	---	3-4	.750	10	10	20	1	8-0	2	1	1	15	3.8	7
S. Jones	2-0	27	1-8	.125	0-0	---	1-2	.500	2	4	6	2	5-0	0	3	0	3	1.5	3
Stephenson	1-0	2	0-1	.000	0-0	---	0-0	---	0	0	0	0	0-0	0	0	0	0	0	0
<b>PACERS</b>	<b>4</b>	<b>960</b>	<b>138-339</b>	<b>.407</b>	<b>20-64</b>	<b>.313</b>	<b>62-78</b>	<b>.795</b>	<b>53</b>	<b>116</b>	<b>169</b>	<b>71</b>	<b>88-0</b>	<b>29</b>	<b>59</b>	<b>11</b>	<b>358</b>	<b>89.5</b>	<b>107</b>
<b>CELTICS</b>	<b>4</b>	<b>960</b>	<b>142-275</b>	<b>.516</b>	<b>19-46</b>	<b>.413</b>	<b>83-109</b>	<b>.761</b>	<b>19</b>	<b>130</b>	<b>149</b>	<b>77</b>	<b>80-1</b>	<b>25</b>	<b>61</b>	<b>21</b>	<b>386</b>	<b>96.5</b>	<b>100</b>



## CELTICS VS. PACERS GAME-BY-GAME RESULTS

Date	H/A	W/L	Celtics	Opp	Date	H/A	W/L	Celtics	Opp	Date	H/A	W/L	Celtics	Opp
10/21/76*	A	W	129	122	3/16/89	A	W	111	99	3/19/06	A	W	103	88
1/12/77	H	L	101	112	4/21/89	A	L	110	120	4/12/06	A	L	112	117
1/26/77	A	L	101	121	11/21/89	A	L	111	119	11/15/06	H	W	114	88
1/31/78	H	W	104	94	11/24/89	H	L	111	118	1/10/07	H	L	84	97
2/7/78	A	W	92	89	1/19/90	H	W	109	104	1/30/07	A	L	95	103
4/2/78	H	L	120	123	3/27/90	A	L	96	101	4/7/07	A	L	98	105
12/2/78	A	W	117	110	12/26/90	H	W	152	132	11/13/07	A	W	101	86
12/20/78	H	W	121	105	2/24/91	A	L	109	115	2/12/08	A	W	104	97
1/26/79	A	L	106	119	3/4/91	H	W	126	101	4/2/08	H	W	92	77
2/9/79	H	W	112	101	3/22/91	A	L	109	121	11/1/08	A	L	79	95
10/20/79*	A	L	128	131	11/20/91	H	W	116	101	12/3/08	H	W	114	96
11/23/79	H	W	118	103	2/23/92	A	L	95	102	12/7/08*	A	W	122	117
12/1/79*	A	W	106	102	2/26/92	H	W	130	109	2/27/09	H	W	104	99
2/8/80	H	W	130	108	4/3/92	A	L	97	101	11/4/09	A	L	104	113
3/11/80	A	L	108	114	12/16/92	A	L	91	114	12/22/09	H	W	103	94
3/18/80	H	W	114	102	1/6/93	H	W	103	94	3/12/10	H	W	122	103
10/18/80	A	L	99	103	2/23/93	A	L	86	113	12/19/10	H	W	99	88
11/19/80	A	W	103	91	4/13/93	H	W	96	90	12/28/10	A	W	95	83
1/23/81	H	W	104	103	11/20/93	A	L	94	100	3/16/11	H	W	92	80
2/6/81	H	W	111	98	11/22/93	H	L	71	102	3/28/11	A	L	100	107
3/6/81	A	L	104	110	3/30/94	H	L	99	103					
3/13/81	H	L	94	101	4/11/94	A	L	108	121					
11/6/81	H	W	111	94	11/5/94	A	L	103	112					
12/1/81	A	L	87	90	1/11/95	H	W	100	97					
1/20/82	H	W	112	103	2/27/95	H	L	97	108					
2/2/82	A	W	109	105	3/4/95	A	W	107	101					
3/10/82	H	W	121	100	1/26/96	H	L	90	107					
11/3/82	H	W	111	104	2/2/96	A	L	108	116					
1/18/83	A	W	130	126	2/26/96*	H	L	119	122					
2/4/83	A	W	102	93	3/26/96	A	L	96	103					
3/29/83	A	L	101	130	11/6/96	H	W	94	84					
3/30/83	H	W	142	116	12/15/96	A	L	94	97					
11/4/83	H	W	121	105	3/4/97	A	L	95	98					
11/8/83	A	W	99	97	1/18/98	H	L	96	103					
12/7/83	A	W	100	95	1/24/98	A	L	88	95					
1/20/84	H	W	132	125	3/8/98	A	L	100	104					
2/3/84	H	W	125	106	4/12/98	H	L	87	93					
3/20/84*	A	L	121	123	3/14/99	A	L	96	99					
11/12/84	A	W	132	115	3/28/99	H	L	93	101					
12/21/84	H	W	117	107	4/19/99	H	L	104	120					
1/18/85	A	L	86	91	11/6/99	A	L	108	115					
1/25/85	H	W	125	94	11/22/99	H	W	95	85					
2/24/85	A	W	113	100	2/1/00	A	L	96	99					
4/3/85	H	W	119	103	2/9/00	H	L	104	113					
11/13/85	H	W	118	114	12/8/00	H	L	91	104					
11/16/85	A	L	109	111	1/31/01*	A	W	102	96					
1/2/86	A	W	122	104	3/30/01	H	L	87	92					
1/17/86	A	W	123	105	4/13/01*	A	L	108	113					
2/23/86	H	W	113	98	11/14/01	H	W	101	93					
3/19/86	H	W	127	108	1/23/02	H	W	98	94					
11/5/86	H	W	133	102	4/2/02	A	W	105	94					
12/17/86	H	W	113	101	11/1/03	H	W	98	93					
1/21/87	H	W	130	100	2/1/03	A	L	100	109					
1/30/87	A	W	100	94	2/26/03	H	W	71	69					
3/13/87	A	L	109	116	3/19/03	A	L	72	102					
4/15/87	A	W	108	85	11/11/03	A	W	78	76					
11/1/87	H	W	120	106	1/2/04	H	L	90	103					
11/15/87	A	W	103	98	1/31/04	A	L	98	99					
2/3/88	H	W	118	103	3/12/04	H	L	81	99					
3/11/88	H	W	122	112	11/5/04	H	L	94	100					
3/15/88	A	W	119	113	11/23/04	A	L	96	106					
1/11/89	H	L	108	127	1/26/05	H	W	100	86					
1/25/89	A	L	94	103	12/14/05	H	W	85	71					
2/8/89	H	W	109	102	3/5/06	H	W	99	98					

\* Overtime  
\*\* Double-overtime

## ALL-TIME SERIES

Boston leads 82-66 (Celtics are 54-21 at home)

**CURRENT STREAK:** One Pacers Win

**LARGEST CELTICS WIN:** 31 points; 125-94 on 01/25/85 @ Boston & 133-102 on 11/05/86 @ Boston

**LARGEST PACERS WIN:** 31 points; 102-71 on 11/22/93 @ Boston (Hartford, CT)



**LOS ANGELES CLIPPERS**

Staples Center (19,060)

1111 S. Figueroa Street, Suite 1100, Los Angeles, CA 90015

213-742-7500 • fax 213-742-7569

**2010-11 RESULTS**

Series tied 1-1 (Celtics were 1-0 at TD Garden)

02/26/11 Boston 99 @ Los Angeles 92

03/09/11 Los Angeles 108 @ Boston 103

**2011-12 MATCHUPS**

03/12/12 Boston at Los Angeles

**DIRECTORY**

**HEAD COACH:** ..... Vinny Del Negro  
**ASSISTANT COACHES:** ..... Marc Iavaroni, Dean Demopolous, Robert Pack  
**ATHLETIC TRAINER:** ..... Jason Powell  
**PUBLIC AND MEDIA RELATIONS:** ..... Joe Safety, Rob Raichlen, Seth Burton, Ta’Nisha Cooper, Steven Esparza  
**CABLE TELEVISION:** ..... FSN PrimeTicket. Broadcasters: Ralph Lawler, Michael Smith  
**RADIO:** ..... KFVB News Talk 980. Broadcasters: Brian Sieman, Ralph Lawler, Michael Smith  
**SPANISH RADIO:** ..... ESPN Deportes (1330 AM). Broadcaster: Celso Gaspar

**2010-2011 SEASON SERIES (1-1) BOSTON VS. L.A. CLIPPERS**

PLAYER	G-6S	MIN	FG-FGA	PCT	3FG-FGA	PCT	FT-FTA	PCT	OFF	DEF	TOT	AST	PF-DQ	STL	TO	BLK	PTS	AVG	HI
Allen	2-2	76	16-31	.516	4-9	.444	9-9	1.000	4	6	10	0	3-0	5	3	0	45	22.5	23
Pierce	2-2	73	11-25	.440	3-9	.333	18-21	.857	0	9	9	8	4-0	2	5	1	45	21.5	24
Garnett	2-2	67	10-33	.303	0-0	---	12-12	1.000	4	15	19	5	3-0	1	2	2	32	16.0	16
Green (TOT)	4-2	107	18-36	.500	2-9	.222	16-18	.889	4	11	15	3	1-0	3	8	1	54	13.5	22
Green (BOS)	2-4	41	4-11	.364	1-3	.333	4-6	.667	0	2	2	1	3-0	1	4	1	13	6.5	7
Krstic (TOT)	4-4	104	14-29	.483	0-0	---	14-18	.778	17	8	25	1	15-0	2	1	1	42	10.5	20
Krstic (BOS)	2-2	59	10-17	.588	0-0	---	9-11	.818	12	3	15	0	10-0	1	0	1	29	14.5	20
Davis	1-0	33	3-10	.300	0-0	---	4-6	.667	1	3	4	0	5-0	1	1	1	10	10.0	10
D. West	1-0	19	3-7	.429	2-3	.667	1-1	1.000	0	3	3	5	2-0	2	0	0	9	9.0	9
Rondo	2-2	77	7-17	.412	0-1	.000	1-2	.500	4	10	14	20	3-0	5	9	0	15	7.5	13
Arroyo (TOT)	3-1	36	4-9	.444	0-0	---	0-0	---	1	4	5	3	2-0	1	1	0	8	2.7	4
Arroyo (BOS)	1-0	15	2-3	.667	0-0	---	0-0	---	0	3	3	2	0-0	1	1	0	4	4.0	4
Pavlovic (TOT)	2-1	16	1-3	.333	0-0	---	0-0	---	0	1	1	0	1-0	2	1	0	2	1.0	2
Pavlovic (BOS)	1-0	8	1-2	.500	0-0	---	0-0	---	0	0	0	0	0-0	2	0	0	2	2.0	2
Bradley	1-0	0	0-0	---	0-0	---	0-0	---	0	0	0	0	0-0	0	0	0	0	0.0	0
Johnson	1-0	4	0-0	---	0-0	---	0-0	---	0	1	1	0	0-0	0	0	0	0	0.0	0
Murphy (TOT)	1-0	5	0-1	.000	0-1	.000	0-0	---	0	0	0	0	0-0	2	0	0	0	0.0	0
Murphy (BOS)	1-0	5	0-1	.000	0-1	.000	0-0	---	0	0	0	0	0-0	2	0	0	0	0.0	0
Wester	1-0	4	0-0	---	0-0	---	0-0	---	0	1	1	1	0-0	0	0	0	0	0.0	0
<b>CELTICS</b>	<b>2</b>	<b>480</b>	<b>67-157</b>	<b>.427</b>	<b>10-26</b>	<b>.385</b>	<b>58-68</b>	<b>.853</b>	<b>25</b>	<b>56</b>	<b>81</b>	<b>42</b>	<b>33-0</b>	<b>21</b>	<b>26</b>	<b>6</b>	<b>202</b>	<b>101.0</b>	<b>103</b>
<b>CLIPPERS</b>	<b>2</b>	<b>480</b>	<b>74-151</b>	<b>.490</b>	<b>14-38</b>	<b>.368</b>	<b>38-47</b>	<b>.809</b>	<b>18</b>	<b>57</b>	<b>75</b>	<b>53</b>	<b>42-0</b>	<b>15</b>	<b>37</b>	<b>12</b>	<b>200</b>	<b>100.0</b>	<b>108</b>

**2010-2011 SEASON SERIES (1-1) L.A. CLIPPERS VS. BOSTON**

PLAYER	G-6S	MIN	FG-FGA	PCT	3FG-FGA	PCT	FT-FTA	PCT	OFF	DEF	TOT	AST	PF-DQ	STL	TO	BLK	PTS	AVG	HI
Foye	2-2	80	12-27	.444	4-14	.286	13-14	.929	1	5	6	19	6-0	2	5	0	41	20.5	32
Williams (TOT)	2-2	66	14-29	.483	7-10	.700	6-8	.750	1	5	6	8	6-0	0	9	1	41	20.5	28
Williams (LAC)	1-1	41	9-17	.529	5-7	.714	5-6	.833	1	2	3	4	4-0	0	6	0	28	28.0	28
Griffin	2-2	79	11-28	.393	0-1	.000	11-12	.917	4	14	18	9	8-0	3	4	0	33	16.5	21
Kaman	2-0	49	12-21	.571	0-0	---	2-2	1.000	3	11	14	6	4-0	1	3	4	26	13.0	16
Jordan	2-2	51	11-13	.846	0-0	---	3-7	.429	2	9	11	0	7-0	0	2	5	25	12.5	21
Gomes	2-2	55	7-14	.500	2-7	.286	0-0	---	3	3	6	3	4-0	5	0	0	16	8.0	12
Bledsoe	2-1	59	6-16	.375	1-4	.250	0-0	---	4	3	7	8	1-0	3	8	1	13	6.5	7
Aminu	2-0	34	3-9	.333	1-3	.333	4-4	1.000	0	4	4	2	6-0	0	3	1	11	5.5	6
Moon (TOT)	3-1	63	6-14	.429	4-8	.500	0-0	---	1	8	9	2	3-0	4	3	3	16	5.3	10
Moon (LAC)	1-0	9	1-1	1.000	1-1	1.000	0-0	---	0	2	2	0	0-0	0	0	1	3	3.0	3
Smith	2-0	12	2-4	.500	0-0	---	0-0	---	0	3	3	1	1-0	0	0	0	4	2.0	4
Warren	1-0	10	0-1	.000	0-1	.000	0-2	.000	0	1	1	1	1-0	1	1	0	0	0.0	0
<b>CLIPPERS</b>	<b>2</b>	<b>480</b>	<b>74-151</b>	<b>.490</b>	<b>14-38</b>	<b>.368</b>	<b>38-47</b>	<b>.809</b>	<b>18</b>	<b>57</b>	<b>75</b>	<b>53</b>	<b>42-0</b>	<b>15</b>	<b>37</b>	<b>12</b>	<b>200</b>	<b>100.0</b>	<b>108</b>
<b>CELTICS</b>	<b>2</b>	<b>480</b>	<b>67-157</b>	<b>.427</b>	<b>10-26</b>	<b>.385</b>	<b>58-68</b>	<b>.853</b>	<b>25</b>	<b>56</b>	<b>81</b>	<b>42</b>	<b>33-0</b>	<b>21</b>	<b>26</b>	<b>6</b>	<b>202</b>	<b>101.0</b>	<b>103</b>



## CELTICS VS. CLIPPERS GAME-BY-GAME RESULTS

Date	H/A	W/L	Celtics	Opp	Date	H/A	W/L	Celtics	Opp
11/30/70	H	W	109	106	12/30/85	A	W	125	103
12/1/70	A	W	117	116	2/28/86	H	W	124	108
12/8/70	A	W	122	102	12/27/86	A	W	114	101
12/17/70	H	W	102	93	3/6/87	H	W	132	111
10/23/71	A	W	103	98	12/26/87	A	W	106	97
11/24/71	H	W	108	100	3/4/88	H	W	121	90
12/18/71	H	W	124	91	1/9/89	H	W	119	84
2/9/72	H	W	139	112	4/4/89	A	W	124	108
2/25/72	A	W	117	115	12/26/89	A	W	112	111
3/25/72	A	W	121	116	1/5/90	H	L	105	114
10/20/72	H	W	126	118	1/11/91	H	W	109	107
10/24/72	A	W	105	97	3/8/91	A	W	104	98
11/10/72	A	W	106	104	12/30/91	A	W	97	86
1/16/73	A	W	106	102	3/6/92	H	W	117	100
1/21/73	H	W	104	97	12/30/92	A	L	99	105
3/4/73	H	W	125	113	1/3/93	H	W	120	112
3/6/73	A	W	127	112	12/30/93	A	W	119	111
10/12/73	H	W	118	112	1/14/94	H	L	95	102
12/9/73	A	W	118	114	1/25/95	H	L	98	107
12/12/73	H	W	126	119	2/17/95**	A	L	121	127
12/26/73	A	W	125	123	2/13/96	A	W	108	94
2/22/74	A	W	116	109	3/6/96	H	W	110	97
2/27/74	H	L	104	122	2/11/97	A	L	112	116
3/1/74	A	L	94	110	4/4/97	H	L	102	117
10/18/74	H	L	119	126	12/21/97	H	W	99	77
10/19/74	A	W	113	95	2/13/98	A	W	97	96
11/14/74	H	L	100	112	3/17/99	H	W	118	84
1/9/75	A	W	108	100	12/26/99	A	L	100	103
1/12/75	A	L	101	114	1/12/00	H	W	95	88
1/26/75	H	W	107	93	12/3/00	H	W	96	87
3/21/75	H	W	109	101	1/8/01	A	W	82	79
3/29/75	A	L	96	102	12/29/01*	A	W	105	103
4/2/75	H	W	95	92	2/3/02	H	W	104	91
11/5/75	H	W	105	95	2/15/03	A	W	92	84
11/15/75	A	W	112	110	3/7/03	H	W	83	72
12/23/75	A	L	92	101	2/4/04	H	L	86	95
1/25/76	H	W	135	107	2/19/04	A	L	100	102
1/31/76	A	W	109	100	12/13/04**	A	W	134	127
3/30/76	A	L	83	93	2/9/05	H	W	94	89
4/4/76	H	L	114	117	12/31/05	A	W	111	92
10/28/76	H	W	112	105	2/9/06	H	L	81	98
11/13/76	A	L	107	118	12/27/07	A	L	77	100
1/8/77	A	W	109	106	2/2/07	H	L	89	100
2/6/77	H	W	113	97	2/6/08	H	W	111	100
11/1/77	H	W	109	103	2/25/08	A	W	104	76
11/19/77	A	L	98	102	2/25/09	A	L	91	93
2/24/78	A	W	106	99	3/23/09	H	W	90	77
4/9/78	H	W	131	114	12/27/09	A	L	90	92
11/26/78	A	L	103	105	1/25/10	H	W	95	89
12/6/78	H	W	117	111	2/26/11	A	W	99	92
2/25/79	A	L	116	131	3/9/11	H	L	103	108
3/2/79	H	L	99	106					
12/27/79	A	W	118	97					
1/27/80	H	W	131	108					
1/1/81	A	W	88	85					
2/8/81	H	W	123	107					
2/12/82	A	W	129	116					
2/26/82	H	W	122	110					
2/2/83	H	W	120	110					
2/24/83	A	L	107	122					
11/9/83	H	W	129	122					
2/22/84	A	L	107	114					
11/7/84	H	W	135	108					
12/27/84	A	W	118	103					

\* Overtime  
\*\* Double-overtime

**CLIPPERS:** Buffalo Braves 1970-78; San Diego Clippers 1978-84; Los Angeles Clippers 1984-present.

## ALL-TIME SERIES

Boston leads 83-32 (Celtics are 42-12 at home)

**CURRENT STREAK:** One Clippers win

**LARGEST CELTICS WIN:** 35 points; 119-84 on 01/09/89 @ Boston

**LARGEST CLIPPERS WIN:** 23 points; 100-77 on 12/27/07 @ Los Angeles



**LOS ANGELES LAKERS**

Staples Center (18,997)

555 North Nash Street, El Segundo, CA 90245

310-426-6000 • fax 310-426-6106

**2010-11 RESULTS**

Series tied 1-1 (Celtics were 0-1 at TD Garden)

01/30/11 Boston 109 @ Los Angeles 96

02/10/11 Los Angeles 92 @ Boston 86

**2011-12 MATCHUPS**

02/09/12 Los Angeles at Boston

03/11/12 Boston at Los Angeles

**DIRECTORY**

**HEAD COACH:** .....Mike Brown

**ASSISTANT COACHES:** .....John Keuster, Quin Snyder, Chuck Person, Darvin Ham

**ATHLETIC TRAINER:** .....Gary Vitti

**PUBLIC AND MEDIA RELATIONS:** .....John Black, Alison Bogli, Josh Rupperecht, Nick Mazzella, Matt Fleeer

**BROADCAST TELEVISION:** .....KCAL (Ch. 9). Broadcasters: Joel Myers, Stu Lantz

**CABLE TELEVISION:** .....FSN West. Broadcasters: Same

**RADIO:** .....AM 710 ESPN Radio. Broadcasters: Spero Dedes, Mychal Thompson

**SPANISH RADIO:** .....ESPN Deportes(1330AM). Broadcasters: Fernando Gonzalez, Pepe Mantilla

**2010-2011 SEASON SERIES (1-1) BOSTON VS. L.A. LAKERS**

PLAYER	G-GS	MIN	FG-FGA	PCT	3FG-FGA	PCT	FT-FTA	PCT	OFF	DEF	TOT	AST	PF-DQ	STL	TO	BLK	PTS	AVG	HI
Pierce	2-2	80	17-33	.515	4-8	.500	9-9	1.000	1	8	9	7	8-0	2	5	2	47	23.5	32
Allen	2-2	70	16-30	.533	6-15	.400	3-3	1.000	0	3	3	4	8-0	1	1	1	41	20.5	21
Garnett	2-2	66	13-25	.520	0-0	---	2-3	.667	5	19	24	10	5-0	2	5	2	28	14.0	18
Davis	2-0	54	8-20	.400	0-1	.000	6-7	.857	3	6	9	3	4-0	0	0	1	22	11.0	13
Rondo	2-2	86	10-23	.435	0-0	---	2-3	.667	6	4	10	26	3-0	2	3	0	22	11.0	12
Perkins	2-1	59	5-7	.714	0-0	---	4-9	.444	3	12	15	3	9-0	0	6	2	14	7.0	12
Green (TOT)	1-1	30	3-11	.273	0-5	.000	0-0	---	0	2	2	2	5-0	3	1	1	6	6.0	6
Pavlovic (TOT)	2-1	34	5-8	.625	1-3	.333	0-0	---	0	4	4	4	3-0	0	1	0	11	5.5	11
Robinson	2-0	17	4-7	.571	3-5	.600	0-0	---	1	1	2	3	3-0	0	1	0	11	5.5	11
Krstic (TOT)	1-1	16	2-4	.500	0-0	---	0-0	---	4	0	4	0	1-0	0	0	0	4	4.0	4
Wafer	2-0	20	3-6	.500	1-4	.250	1-1	1.000	0	0	0	1	5-0	1	0	1	8	4.0	8
Arroyo (TOT)	1-1	19	1-5	.200	0-3	.000	0-0	---	0	1	1	4	0-0	0	0	0	2	2.0	2
Daniels	1-0	13	1-2	.500	0-0	---	0-2	.000	0	1	1	2	1-0	1	1	0	2	2.0	2
Bradley	1-0	1	0-0	---	0-0	---	0-0	---	0	0	0	0	0-0	0	0	0	0	0.0	0
S. O'Neal	1-1	13	0-2	.000	0-0	---	0-0	---	2	4	6	0	5-0	0	2	2	0	0.0	0
<b>CELTICS</b>	<b>2</b>	<b>480</b>	<b>77-155</b>	<b>.497</b>	<b>14-33</b>	<b>.424</b>	<b>27-37</b>	<b>.730</b>	<b>21</b>	<b>58</b>	<b>79</b>	<b>59</b>	<b>51-0</b>	<b>9</b>	<b>27</b>	<b>11</b>	<b>195</b>	<b>97.5</b>	<b>109</b>
<b>LAKERS</b>	<b>2</b>	<b>480</b>	<b>71-154</b>	<b>.461</b>	<b>7-19</b>	<b>.368</b>	<b>39-52</b>	<b>.750</b>	<b>22</b>	<b>55</b>	<b>77</b>	<b>30</b>	<b>44-0</b>	<b>9</b>	<b>23</b>	<b>10</b>	<b>188</b>	<b>94.0</b>	<b>96</b>

**2010-2011 SEASON SERIES (1-1) L.A. LAKERS VS. BOSTON**

PLAYER	G-GS	MIN	FG-FGA	PCT	3FG-FGA	PCT	FT-FTA	PCT	OFF	DEF	TOT	AST	PF-DQ	STL	TO	BLK	PTS	AVG	HI
Bryant	2-2	76	25-46	.543	3-6	.500	11-15	.846	1	7	8	4	8-0	0	5	1	64	32.0	41
Gasol	2-2	76	13-26	.500	0-0	---	6-8	.750	5	12	17	5	7-0	1	2	2	32	16.0	20
Bynum	2-2	62	9-16	.563	0-0	---	9-14	.643	4	11	15	1	7-0	0	4	2	27	13.5	16
Odom	2-0	52	10-20	.500	2-3	.667	3-4	.750	7	10	17	3	6-0	1	2	3	25	12.5	15
Brown	2-0	42	6-11	.545	1-2	.500	3-3	1.000	1	1	2	3	1-0	1	3	1	16	8.0	12
Fisher	2-2	59	3-12	.250	1-2	.500	5-5	1.000	1	1	2	7	6-0	4	3	0	12	6.0	7
Artest	2-2	63	3-16	.188	0-3	.000	1-3	.333	2	7	9	2	3-0	1	1	0	7	3.5	4
Blake	2-0	35	2-5	.400	0-2	.000	0-0	---	0	6	6	3	4-0	1	2	1	4	2.0	4
Watson	2-0	14	0-2	.000	0-1	.000	1-2	.500	1	0	1	2	2-0	0	0	1	0.5	1	
<b>LAKERS</b>	<b>2</b>	<b>480</b>	<b>71-154</b>	<b>.461</b>	<b>7-19</b>	<b>.368</b>	<b>39-52</b>	<b>.750</b>	<b>22</b>	<b>55</b>	<b>77</b>	<b>30</b>	<b>44-0</b>	<b>9</b>	<b>23</b>	<b>10</b>	<b>188</b>	<b>94.0</b>	<b>96</b>
<b>CELTICS</b>	<b>2</b>	<b>480</b>	<b>77-155</b>	<b>.497</b>	<b>14-33</b>	<b>.424</b>	<b>27-37</b>	<b>.730</b>	<b>21</b>	<b>58</b>	<b>79</b>	<b>59</b>	<b>51-0</b>	<b>9</b>	<b>27</b>	<b>11</b>	<b>195</b>	<b>97.5</b>	<b>109</b>



CELTICS VS. LAKERS GAME-BY-GAME RESULTS (SINCE 1960-61)

Date	H/A	W/L	Celtics	Opp	Date	H/A	W/L	Celtics	Opp	Date	H/A	W/L	Celtics	Opp
11/12/60	N	W	131	124	2/17/67	A	W	120	119	2/23/83	A	W	113	104
12/2/60	H	L	117	120	3/5/67	H	W	130	105	2/8/84	H	L	109	111
12/4/60	A	W	113	103	11/3/67	H	W	105	104	2/24/84	A	L	108	116
12/5/60	A	W	123	101	12/11/67	H	W	123	119	1/16/85	H	W	104	102
12/17/60	H	W	140	112	12/17/67	A	W	123	117	2/17/85	A	L	111	117
1/3/61	A	W	102	96	1/3/68	A	W	113	103	1/22/86	H	W	110	95
1/19/61	N	W	106	103	1/26/68	H	L	112	118	2/16/86	A	W	105	99
2/7/61	N	W	96	95	2/11/68	H	L	104	141	12/12/86	H	L	110	117
2/14/61	N	W	113	93	2/21/68	A	L	117	122	2/15/87	A	L	103	106
2/22/61	A	L	93	105	11/9/68	A	L	106	116	12/11/87	H	L	114	115
11/18/61	H	L	101	103	11/29/68	H	L	92	93	2/14/88	A	L	106	115
12/19/61	A	L	101	104	1/10/69	H	W	88	82	12/16/88	H	W	110	96
12/26/61	H	W	129	117	2/21/69	A	W	124	102	2/19/89	A	L	110	119
1/7/62	A	W	118	95	3/7/69*	A	L	99	105	12/15/89	H	L	110	119
1/23/62	N	W	118	103	3/16/69	H	L	73	108	2/18/90	A	L	110	116
2/1/62	N	W	130	115	12/10/69	H	W	111	99	1/27/91	H	L	87	104
2/18/62	A	L	99	125	12/28/69	A	L	99	109	2/15/91	A	W	98	85
2/20/62	A	W	115	96	1/6/70	H	L	103	108	11/29/91	H	W	114	91
3/11/62	H	W	119	105	2/22/70	A	L	96	108	2/16/92	A	W	114	97
11/9/62	H	L	120	133	3/1/70	H	L	114	120	1/31/93	H	L	87	106
12/7/62	H	W	126	112	3/8/70	A	W	137	122	3/19/93	A	W	129	119
1/4/63	A	L	123	125	12/2/70	H	W	114	111	2/27/94	A	L	97	100
1/5/63	A	L	104	106	12/25/70	A	L	113	123	3/4/94	H	W	109	99
1/20/63	H	W	133	121	2/21/71	A	L	116	124	1/20/95	H	L	118	120
2/12/63	N	W	120	93	2/24/71	H	W	116	96	3/17/95	A	W	118	92
2/13/63	H	L	128	134	3/17/71	H	W	112	104	12/26/95	A	L	91	102
2/22/63	A	L	105	113	11/14/71	A	L	115	128	1/24/96	H	L	107	124
2/24/63	A	W	119	109	12/1/71	H	L	111	124	11/27/96	H	W	110	94
11/13/63	N	W	114	110	1/2/72	A	L	113	122	12/27/96	A	L	102	109
11/27/63	H	W	114	78	2/11/72	H	W	121	108	11/26/97	H	L	103	118
12/26/63	H	W	126	110	2/20/72	A	L	113	132	12/28/97	A	W	108	102
1/4/64*	A	L	118	125	10/13/72	H	W	112	104	12/20/99	H	L	90	99
1/5/64	A	L	95	97	12/15/72	A	W	102	98	2/25/00	A	L	96	109
1/17/64	H	W	99	79	2/17/73*	H	W	113	112	3/13/01	A	L	107	112
2/11/64	H	L	109	113	3/9/73	A	W	119	111	4/6/01	H	L	96	100
2/12/64*	A	W	104	97	12/16/73	A	W	115	110	2/19/02	A	W	109	108
2/16/64	A	W	92	90	1/11/74	H	L	103	111	4/5/02	H	W	99	81
11/13/64	H	L	112	114	3/6/74	A	L	111	116	11/7/02*	H	W	98	95
12/8/64	A	W	108	98	3/10/74	H	W	94	82	3/21/03	A	L	96	104
12/28/64	H	W	133	112	12/4/74	H	W	101	90	12/28/03	A	L	82	105
1/7/65	A	W	112	104	1/3/75	A	W	127	106	3/10/04	H	L	109	117
1/9/65	A	W	107	103	1/10/75	H	W	103	97	2/22/05	A	L	95	104
1/24/65	H	W	117	93	2/23/75	A	W	119	115	3/2/05	H	W	104	101
2/7/65	H	W	101	97	12/28/75	A	W	123	113	2/26/06	A	W	112	111
2/21/65	A	L	114	129	1/7/76	H	W	109	103	3/20/06	H	L	97	105
2/24/65	A	W	97	95	2/20/76	A	W	125	113	1/31/07	H	L	98	111
3/3/65	H	L	102	104	3/10/76	H	W	92	89	2/23/07	A	L	96	122
10/20/65	H	W	100	96	11/10/76	H	W	117	112	11/23/07	H	W	107	94
11/17/65	A	L	115	125	12/28/76	A	L	105	134	12/30/07	A	W	110	91
11/27/65	H	W	101	95	2/4/77	H	W	99	98	12/25/08	A	L	83	92
12/8/65	H	W	108	106	12/18/77	A	L	97	104	2/5/09*	H	L	109	110
1/2/66	A	W	124	113	2/1/78*	H	W	103	100	1/31/10	H	L	89	90
1/5/66	A	L	113	120	2/17/78	A	L	106	114	2/18/10	A	W	87	86
1/12/66	H	W	114	102	1/10/79	H	L	89	99	1/30/11	A	W	109	96
2/13/66	H	L	110	120	2/23/79	A	L	104	113	2/10/11	H	L	86	92
2/19/66	A	W	115	111	3/11/79	H	W	108	106					
2/21/66	A	W	115	108	3/18/79	A	L	111	122					
11/2/66	H	W	133	108	12/28/79	A	L	105	123					
12/18/66	A	L	125	127	1/13/80	H	L	98	100					
12/26/66	H	W	121	106	1/18/81	H	W	98	96					
1/1/67	A	L	110	111	2/11/81	A	W	105	91					
1/6/67	A	L	99	102	2/7/82	H	L	113	119					
1/22/67*	H	W	121	120	2/14/82	A	W	108	103					
2/15/67	A	L	114	124	1/30/83	H	W	110	95					

\* Overtime  
\*\* Double-overtime

LAKERS: Minneapolis Lakers 1948-60; Los Angeles Lakers 1960-present.

ALL-TIME SERIES

Boston leads 153-121 (Celtics are 77-46 at home)

CURRENT STREAK: One Lakers win

LARGEST CELTICS WIN: 44 points; 119-75 on 11/11/55 @ Boston

LARGEST LAKERS WIN: 37 points; 141-104 on 02/11/68 @ Boston



MEMPHIS GRIZZLIES

MEMPHIS GRIZZLIES  
 FedExForum (18,119)  
 191 Beale Street, Memphis, TN 38103  
 901-205-1234 • fax 901-205-1497

2010-11 RESULTS

Series tied 1-1 (Celtics were 0-1 at TD Garden)  
 11/13/10 Boston 116 @ Memphis 110 (OT)  
 03/23/11 Memphis 90 @ Boston 87

2011-12 MATCHUPS

02/05/12 Memphis at Boston

DIRECTORY

HEAD COACH: ..... Lionel Hollins  
 ASSISTANT COACHES: ..... Johnny Davis, Henry Bibby, David Joerger, Barry Hecker  
 ATHLETIC TRAINER: ..... Drew Graham  
 PUBLIC AND MEDIA RELATIONS: ..... Ross Wooden  
 BROADCAST TELEVISION: ..... FS Tennessee/SportsSouth. Broadcasters: Pete Pranic, Sean Tuohy, Brevin Knight, Rob Fischer  
 RADIO: ..... WMFS ESPN 92.9/680AM. Broadcasters: Eric Hasseltine, Elliot Perry, Hank McDowell

2010-2011 SEASON SERIES (1-1) BOSTON VS. MEMPHIS

PLAYER	G-GS	MIN	FG-FGA	PCT	3FG-FGA	PCT	FT-FTA	PCT	OFF	DEF	TOT	AST	PF-DQ	STL	TO	BLK	PTS	AVG	HI
Pierce	2-2	79	15-23	.652	3-6	.500	17-17	1.000	0	9	9	6	6-0	1	7	1	50	25.0	28
S. O'Neal	1-1	22	7-10	.700	0-0	---	4-5	.800	2	4	6	0	5-0	1	4	1	18	18.0	18
Robinson	1-0	13	6-8	.750	3-5	.600	0-0	---	0	1	1	2	1-0	1	0	0	15	15.0	15
Allen	2-2	77	9-21	.429	6-12	.500	5-5	1.000	0	4	4	8	4-0	1	1	0	29	14.5	15
Garnett	2-2	71	11-24	.458	0-0	---	6-8	.750	0	15	15	6	1-0	3	2	1	28	14.0	18
Davis	2-0	64	9-19	.474	0-1	.000	3-3	1.000	2	6	8	3	7-0	5	1	1	21	10.5	12
Green (TOT)	4-3	146	13-35	.371	4-10	.400	10-11	.909	1	15	16	7	13-0	4	10	2	40	10.0	15
Green (BOS)	1-0	22	4-7	.571	1-1	1.000	0-0	---	0	3	3	1	2-0	1	1	0	10	10.0	10
Rondo	2-2	85	7-22	.318	0-1	.000	3-8	.375	1	15	16	28	3-0	9	7	0	17	8.5	11
Arroyo (TOT)	1-1	21	3-5	.600	1-1	1.000	0-0	---	0	1	1	1	0-0	0	0	0	7	7.0	7
Arroyo (MEM)	1-0	18	3-4	.750	1-1	1.000	0-0	---	1	0	1	0	1-0	0	2	0	7	7.0	7
D. West	4-4	92	11-24	.458	0-0	---	3-6	.500	8	12	20	3	12-0	2	7	2	25	6.3	8
Krasic (BOS)	1-1	21	2-6	.333	0-0	---	2-2	1.000	1	1	2	2	5-0	0	4	0	6	6.0	6
Daniels	1-0	18	1-3	.333	0-0	---	0-0	---	0	2	2	0	2-0	2	1	1	2	2.0	2
Murphy (TOT)	2-0	19	1-5	.200	0-1	.000	0-2	.000	0	5	5	0	3-0	0	2	0	2	1.0	2
Murphy (BOS)	1-0	4	0-0	---	0-0	---	0-0	---	0	0	0	0	0-0	0	2	0	0	0.0	0
Murphy (MEM)	1-0	15	1-5	.200	0-1	.000	0-2	.000	0	5	5	0	3-0	0	2	0	2	1.0	2
Bradley	1-0	7	0-0	---	0-0	---	0-0	---	0	0	0	0	0-0	0	0	0	0	0.0	0
Erden	1-0	7	0-0	---	0-0	---	0-0	---	0	2	2	0	1-0	0	0	0	0	0.0	0
Pavlovic (TOT)	2-0	17	0-2	.000	0-2	.000	0-0	---	0	1	1	0	1-0	0	0	1	0	0.0	0
Pavlovic (BOS)	1-0	2	0-0	---	0-0	---	0-0	---	0	0	0	0	0-0	0	0	0	0	0.0	0
Waefer	1-0	2	0-0	---	0-0	---	0-0	---	0	0	0	0	0-0	0	0	0	0	0.0	0
Waefer (MEM)	1-0	2	0-0	---	0-0	---	0-0	---	0	0	0	0	0-0	0	0	0	0	0.0	0
<b>CELTICS</b>	<b>2</b>	<b>505</b>	<b>14-147</b>	<b>.503</b>	<b>14-27</b>	<b>.519</b>	<b>41-49</b>	<b>.837</b>	<b>7</b>	<b>62</b>	<b>69</b>	<b>56</b>	<b>38-0</b>	<b>24</b>	<b>37</b>	<b>5</b>	<b>203</b>	<b>101.5</b>	<b>116</b>
<b>GRIZZLIES</b>	<b>2</b>	<b>505</b>	<b>81-166</b>	<b>.488</b>	<b>5-15</b>	<b>.333</b>	<b>33-43</b>	<b>.767</b>	<b>20</b>	<b>61</b>	<b>81</b>	<b>37</b>	<b>39-0</b>	<b>21</b>	<b>32</b>	<b>8</b>	<b>200</b>	<b>100.0</b>	<b>110</b>

2010-2011 SEASON SERIES (1-1) MEMPHIS VS. BOSTON

PLAYER	G-GS	MIN	FG-FGA	PCT	3FG-FGA	PCT	FT-FTA	PCT	OFF	DEF	TOT	AST	PF-DQ	STL	TO	BLK	PTS	AVG	HI
Gay	1-1	49	10-18	.556	0-0	---	2-2	1.000	1	5	6	4	3-0	1	2	2	22	22.0	22
Randolph	2-2	73	16-27	.593	0-1	.000	2-3	.667	8	11	19	3	5-0	0	4	0	34	17.0	21
Powe (TOT)	1-0	17	5-6	.833	0-0	---	3-4	.750	0	0	0	1	0-0	0	0	0	13	13.0	13
Powe (MEM)	1-0	17	5-6	.833	0-0	---	3-4	.750	0	0	0	1	0-0	0	0	0	13	13.0	13
Gasol	2-2	69	9-18	.500	0-0	---	7-11	.636	4	13	17	6	9-0	5	4	4	25	12.5	14
Mayo	2-1	52	10-25	.400	1-4	.250	2-3	.667	0	3	3	3	6-0	3	2	1	23	11.5	12
Conley	2-2	75	4-19	.211	1-7	.286	12-14	.857	0	3	3	9	3-0	3	11	0	22	11.0	13
Young	1-1	22	4-11	.364	2-1	1.000	2-2	1.000	0	7	7	0	5-0	1	0	0	11	11.0	11
Allen	2-1	50	8-17	.471	0-1	.000	3-4	.750	4	7	11	4	1-0	4	2	1	19	9.5	11
Arthur	2-0	36	8-15	.533	0-0	---	0-0	---	3	7	10	1	2-0	1	1	0	16	8.0	10
Vasquez	2-0	23	5-5	1.000	1-1	1.000	0-0	---	0	3	3	4	3-0	0	2	0	11	5.5	7
Battier (TOT)	2-1	55	4-8	.500	0-1	.000	2-5	.400	1	6	7	3	3-0	3	3	0	10	5.0	10
Battier (MEM)	1-0	26	0-3	.000	0-0	---	0-0	---	0	2	2	2	1-0	3	2	0	2	2.0	2
Henry	1-0	4	1-1	1.000	0-0	---	0-0	---	0	0	0	0	0-0	0	0	0	2	2.0	2
Thabeet	1-0	6	1-1	1.000	0-0	---	0-0	---	0	0	0	0	1-0	0	0	0	2	2.0	2
Law	1-0	3	0-0	---	0-0	---	0-0	---	0	0	0	0	0-0	0	1	0	0	0.0	0
<b>GRIZZLIES</b>	<b>2</b>	<b>505</b>	<b>81-166</b>	<b>.488</b>	<b>5-15</b>	<b>.333</b>	<b>33-43</b>	<b>.767</b>	<b>20</b>	<b>61</b>	<b>81</b>	<b>37</b>	<b>39-0</b>	<b>21</b>	<b>32</b>	<b>8</b>	<b>200</b>	<b>100.0</b>	<b>110</b>
<b>CELTICS</b>	<b>2</b>	<b>505</b>	<b>14-147</b>	<b>.503</b>	<b>14-27</b>	<b>.519</b>	<b>41-49</b>	<b>.837</b>	<b>7</b>	<b>62</b>	<b>69</b>	<b>56</b>	<b>38-0</b>	<b>24</b>	<b>37</b>	<b>5</b>	<b>203</b>	<b>101.5</b>	<b>116</b>



## CELTICS VS. GRIZZLIES GAME-BY-GAME RESULTS

Date	H/A	W/L	Celtics	Opp
12/30/95	A	L	95	103
1/31/96	H	W	131	98
2/2/97	H	L	92	102
2/14/97	A	L	106	109
1/15/98	H	W	97	93
2/18/98	A	W	114	105
2/17/99***	A	W	131	129
1/10/00	H	L	103	112
2/24/00	A	W	101	77
11/26/00	H	L	87	98
2/13/01	A	L	98	99
12/23/01	H	W	85	80
3/15/02	A	W	103	97
10/31/03	A	W	93	91
12/1/03	H	L	89	96
12/29/04	A	L	109	117
2/16/05	H	W	90	88
11/9/05	H	W	99	98
3/14/06	A	L	76	93
12/6/06	H	L	96	98
1/5/07	A	W	128	119
1/4/08	H	W	100	96
3/8/08	A	W	119	89
3/13/09	H	W	102	92
3/21/09	A	W	105	87
12/14/09	A	W	110	105
3/10/10	H	L	91	111
11/13/10*	A	W	116	110
3/23/11	H	L	87	90

\* Overtime  
 \*\* Double-overtime  
 \*\*\* Triple-overtime

**GRIZZLIES:** Vancouver Grizzlies 1995-2000; Memphis Grizzlies 2000-present.

## ALL-TIME SERIES

Boston leads 17-12 (Celtics are 7-7 at home)

**CURRENT STREAK:** One Grizzlies win

**LARGEST CELTICS WIN:** 33 points; 131-98 on 01/31/96 @ Boston

**LARGEST GRIZZLIES WIN:** 20 points; 111-91 on 03/10/10 @ Boston



**MIAMI HEAT**

AmericanAirlines Arena (19,600)  
601 Biscayne Boulevard, Miami, FL 33132  
786-777-HEAT • fax 786-777-1615

**2010-11 RESULTS**

Boston won 3-1 (Celtics were 2-0 at TD Garden)

- 10/26/10 Miami 80 @ Boston 88
- 11/11/10 Boston 112 @ Miami 107
- 02/13/11 Miami 82 @ Boston 85
- 04/10/11 Boston 77 @ Miami 100

**2011-12 MATCHUPS**

- 12/27/11 Boston at Miami
- 04/01/12 Miami at Boston
- 04/10/12 Boston at Miami
- 04/24/12 Miami at Boston

**DIRECTORY**

**HEAD COACH:** .....Erik Spoelstra  
**ASSISTANT COACHES:** .....Bob McAdoo, Keith Askins, Ron Rothstein, David Fizdale, Chad Kammerer  
**ATHLETIC TRAINER:** .....Jay Sabol  
**PUBLIC AND MEDIA RELATIONS:** .....Tim Donovan, Rob Wilson, Michael Lissack, Nick Maiorana  
**CABLE TELEVISION:** .....Sun Sports. Broadcasters: Eric Reid, Tony Fiorentino, Jason Jackson  
**RADIO:** .....The Ticket (790AM). Broadcasters: Mike Inglis, John Crotty  
**SPANISH RADIO:** .....WQBA (1140AM). Broadcasters: Jose Paneda, Joe Pujala

**2010-2011 SEASON SERIES (3-1) BOSTON VS. MIAMI**

PLAYER	G-GS	MIN	FG-FGA	PCT	3FG-FGA	PCT	FT-FTA	PCT	OFF	DEF	TOT	AST	PF-DQ	STL	TO	BLK	PTS	AVG	HI
Allen	4-4	162	29-59	.492	16-28	.571	7-7	1.000	0	9	9	5	7-0	2	5	1	81	20.3	35
Pierce	4-4	150	23-47	.489	7-18	.389	16-17	.941	1	20	21	9	15-0	4	11	0	69	17.3	25
Garnett	4-4	142	25-46	.543	1-1	1.000	15-20	.750	6	28	34	10	14-0	7	11	1	66	16.5	21
Perkins	1-1	31	4-8	.500	0-0	---	7-9	.778	2	4	6	0	3-0	0	4	0	15	15.0	15
Green (TOT)	2-1	63	10-22	.455	1-3	.333	6-7	.857	3	11	14	1	3-0	2	2	1	27	13.5	23
Green (BOS)	1-0	19	0-1	.000	0-0	---	4-4	1.000	0	3	3	0	2-0	0	0	0	4	4.0	4
Davis	4-0	113	18-36	.500	0-1	.000	5-6	.833	7	18	25	2	15-1	4	2	2	41	10.3	16
Wafer	1-0	14	4-5	.800	2-3	.667	0-0	---	1	1	2	0	0-0	2	2	0	10	10.0	10
Rondo	4-4	162	13-35	.371	0-1	.000	4-11	.364	7	12	19	48	9-0	6	10	0	30	7.5	11
S. O'Neal	2-2	40	4-11	.364	0-0	---	6-13	.462	4	10	14	0	7-0	1	2	1	14	7.0	9
Robinson	3-0	27	7-15	.467	1-7	.143	1-2	.500	0	2	2	4	3-0	0	2	0	16	5.3	12
Daniels	2-0	29	5-9	.556	0-1	.000	0-0	---	0	4	4	1	5-0	0	1	0	10	5.0	8
Murphy (TOT)	2-1	25	3-11	.273	2-5	.400	0-1	.000	1	4	5	1	3-0	0	1	0	8	4.0	8
Murphy (BOS)	1-0	3	0-0	---	0-0	---	0-0	---	0	0	0	0	0-0	0	0	0	0	0.0	0
Erden	1-0	8	1-2	.500	0-0	---	1-3	.333	0	0	0	1	4-0	0	1	0	3	3.0	3
Krstic (TOT)	2-1	28	2-4	.500	0-0	---	0-0	---	1	2	3	0	0-0	0	3	0	4	2.0	2
Krstic (BOS)	1-0	12	1-1	1.000	0-0	---	0-0	---	0	1	1	0	0-0	0	1	0	2	2.0	2.1
O'Neal	2-1	27	0-5	.000	0-0	---	1-2	.500	1	1	2	1	5-0	0	2	2	1	0.5	1
Arroyo (TOT)	1-0	3	0-1	.000	0-0	---	0-0	---	0	0	0	0	0-0	0	0	0	0	0.0	0
Arroyo (BOS)	1-0	3	0-1	.000	0-0	---	0-0	---	0	0	0	0	0-0	0	0	0	0	0.0	0
Bradley	1-0	0	0-0	---	0-0	---	0-0	---	0	0	0	0	0-0	0	0	0	0	0.0	0
Pavlovic (TOT)	1-0	3	0-1	.000	0-0	---	0-0	---	0	1	1	0	0-0	0	0	0	0	0.0	0
Pavlovic (BOS)	1-0	3	0-1	.000	0-0	---	0-0	---	0	1	1	0	0-0	0	0	0	0	0.0	0.0
West	1-0	19	0-1	.000	0-0	---	0-0	---	0	0	0	3	0-0	0	1	0	0	0.0	0
<b>CELTICS</b>	<b>4</b>	<b>960</b>	<b>134-283</b>	<b>.473</b>	<b>27-60</b>	<b>.450</b>	<b>67-94</b>	<b>.713</b>	<b>29</b>	<b>114</b>	<b>143</b>	<b>84</b>	<b>89-1</b>	<b>26</b>	<b>66</b>	<b>7</b>	<b>362</b>	<b>90.5</b>	<b>112</b>
<b>HEAT</b>	<b>4</b>	<b>960</b>	<b>132-295</b>	<b>.447</b>	<b>20-70</b>	<b>.286</b>	<b>85-115</b>	<b>.739</b>	<b>46</b>	<b>113</b>	<b>159</b>	<b>74</b>	<b>81-0</b>	<b>26</b>	<b>66</b>	<b>17</b>	<b>369</b>	<b>92.3</b>	<b>107</b>

**2010-2011 SEASON SERIES (1-3) MIAMI VS. BOSTON**

PLAYER	G-GS	MIN	FG-FGA	PCT	3FG-FGA	PCT	FT-FTA	PCT	OFF	DEF	TOT	AST	PF-DQ	STL	TO	BLK	PTS	AVG	HI
James	4-4	168	40-82	.488	3-15	.200	32-46	.696	1	25	26	26	7-0	9	20	3	115	28.8	35
Bosh	4-4	146	22-40	.550	0-0	---	16-21	.762	13	20	33	6	13-0	3	5	4	60	15.0	24
Haslem	2-0	63	12-17	.706	0-0	---	5-6	.833	8	13	21	1	5-0	1	1	2	29	14.5	21
Wade	4-4	157	16-57	.281	2-11	.182	17-23	.739	4	11	15	21	14-0	4	21	2	59	12.8	16
Bibby (TOT)	3-3	79	11-25	.440	5-12	.417	1-2	.500	0	6	6	15	2-0	3	4	0	28	9.3	11
Bibby (MIA)	1-1	31	2-10	.200	2-7	.286	0-0	---	0	3	3	5	1-0	2	3	0	6	6.0	6
House	3-0	66	8-20	.400	4-10	.400	3-3	1.000	1	3	4	2	5-0	2	2	0	23	7.7	13
Howard	1-0	13	3-3	1.000	0-0	---	0-0	---	1	0	1	1	0-0	0	0	0	6	6.0	6
Ilgaukas	4-2	61	11-21	.524	0-0	---	2-3	.667	9	6	15	1	12-0	4	3	4	24	6.0	9
Chalmers	3-1	38	4-12	.333	3-9	.333	1-1	1.000	0	5	5	4	5-0	0	4	0	12	4.0	9
Miller	2-0	32	2-6	.333	2-6	.333	2-3	.667	0	11	11	1	4-0	0	2	0	8	4.0	5
Jones	4-0	66	4-12	.333	4-12	.333	3-4	.750	0	5	5	3	10-0	1	2	1	15	3.8	6
Arroyo	2-2	23	3-7	.429	0-0	---	1-1	1.000	0	0	0	0	0-0	0	0	0	7	3.5	4
Anthony	4-2	81	4-6	.667	0-0	---	1-2	.500	8	10	18	2	5-0	0	1	9	23	7	
Magloire	1-0	2	1-1	1.000	0-0	---	0-0	---	0	1	1	0	0-0	0	0	0	2	2.0	2
Stackhouse	1-0	7	0-1	.000	0-0	---	2-2	1.000	0	0	0	1	0-0	0	0	0	2	2.0	2
Dampier	1-0	6	0-0	---	0-0	---	0-0	---	1	0	1	0	0-0	0	0	0	0	0.0	0
<b>HEAT</b>	<b>4</b>	<b>960</b>	<b>132-295</b>	<b>.447</b>	<b>20-70</b>	<b>.286</b>	<b>85-115</b>	<b>.739</b>	<b>46</b>	<b>113</b>	<b>159</b>	<b>74</b>	<b>81-0</b>	<b>26</b>	<b>66</b>	<b>17</b>	<b>369</b>	<b>92.3</b>	<b>107</b>
<b>CELTICS</b>	<b>4</b>	<b>960</b>	<b>134-283</b>	<b>.473</b>	<b>27-60</b>	<b>.450</b>	<b>67-94</b>	<b>.713</b>	<b>29</b>	<b>114</b>	<b>143</b>	<b>84</b>	<b>89-1</b>	<b>26</b>	<b>66</b>	<b>7</b>	<b>362</b>	<b>90.5</b>	<b>112</b>



## CELTICS VS. HEAT GAME-BY-GAME RESULTS

Date	H/A	W/L	Celtics	Opp	Date	H/A	W/L	Celtics	Opp
11/15/88	A	W	84	65	1/20/04	A	W	86	84
1/29/89	H	W	121	103	4/7/04	A	L	101	104
1/13/90	A	W	105	96	4/12/04	H	L	77	84
1/24/90	H	W	116	95	11/28/04	A	L	104	106
3/2/90	A	W	122	110	12/21/04	A	L	100	108
4/7/90	A	W	115	105	4/15/05	H	W	101	99
4/12/90	H	W	159	118	2/6/06	A	L	98	114
11/26/90	H	W	118	101	3/1/06	H	L	96	103
12/15/90	A	W	114	100	3/16/06	A	L	104	107
3/6/91	H	W	126	117	4/19/06	H	W	85	78
3/28/91	A	L	88	90	2/7/07	H	L	79	91
4/12/91	H	W	119	109	4/6/07	H	L	85	88
11/5/91	A	W	93	89	4/16/07	A	W	91	89
12/4/91	H	W	124	97	11/16/07	H	W	92	91
12/21/91	A	L	101	112	11/30/07	A	W	95	85
3/10/92	A	L	101	108	1/29/08	A	W	117	87
4/19/92	H	W	109	93	3/30/08	H	W	88	62
11/10/92	A	L	106	110	1/21/09	A	W	98	83
12/4/92	H	W	114	104	3/11/09	A	L	99	107
3/24/93	H	W	115	109	3/18/09*	H	W	112	108
4/17/93	A	W	103	100	4/10/09	H	W	105	98
11/26/93	H	L	93	101	11/29/09	A	W	92	85
12/11/93	A	L	80	111	1/6/10	A	W	112	106
1/26/94	H	W	103	98	2/3/10	H	W	107	102
3/7/94	A	W	112	104	10/26/10	H	W	88	80
3/13/94	H	L	87	106	11/11/10	A	W	112	107
11/18/94	A	W	115	111	2/13/11	H	W	85	82
1/4/95	H	W	117	113	4/10/11	A	L	77	100
1/18/95	A	L	93	121					
3/28/95	A	W	126	115					
3/31/95	H	W	100	99					
12/4/95**	H	W	121	120					
12/6/95	A	W	105	101					
2/3/96	A	W	100	99					
3/24/96	H	L	95	111					
11/30/96	A	L	77	78					
1/16/97	H	L	94	102					
1/29/97	A	L	83	103					
2/5/97	H	L	117	118					
11/5/97	H	L	74	90					
12/5/97	A	L	97	117					
3/25/98	H	L	91	105					
3/31/98	A	L	95	121					
2/9/99	A	W	108	101					
4/16/99	H	W	82	81					
4/29/99	A	W	107	96					
11/20/99	A	L	92	110					
12/3/99	H	W	96	84					
1/25/00	A	L	89	115					
2/2/00	H	L	103	105					
1/6/01	A	L	86	112					
1/10/01	H	W	88	76					
4/3/01	A	W	82	77					
4/11/01	H	L	97	102					
11/27/01	A	W	84	83					
1/4/02	H	L	66	89					
3/25/02	A	W	87	82					
4/10/02	H	W	70	65					
12/18/02	H	L	81	91					
12/27/02	A	L	70	90					
4/2/03	H	W	90	62					
4/13/03	A	W	94	86					
10/29/03	H	W	98	75					

\* Overtime  
\*\* Double-overtime

## ALL-TIME SERIES

Boston leads 55-36 (Celtics are 29-15 at home)

**CURRENT STREAK:** One Heat Win

**LARGEST CELTICS WIN:** 30 points; 117-87 on 01/29/08 @ Miami

**LARGEST HEAT WIN:** 31 points; 111-80 on 12/11/93 @ Miami



**MILWAUKEE BUCKS**

Bradley Center (18,717)

1001 North Fourth Street, Milwaukee, WI 53203

414-227-0500 • fax 414-294-4890

**2010-11 RESULTS**

Boston won 3-0 (Celtics were 2-0 at TD Garden)

11/03/10 Milwaukee 102 @ Boston 103 (OT)

03/06/11 Boston 89 @ Milwaukee 83

03/13/11 Boston 87 @ Milwaukee 56

**2011-12 MATCHUPS**

02/29/12 Milwaukee at Boston

03/22/12 Boston at Milwaukee

04/26/12 Milwaukee at Boston

**DIRECTORY**

**HEAD COACH:** ..... Scott Skiles

**ASSISTANT COACHES:** ..... Jim Boylan, Joe Wolf, Sidney Moncrief, Bill Peterson, Anthony Goldwire

**ATHLETIC TRAINER:** ..... Marc Boff

**PUBLIC AND MEDIA RELATIONS:** ..... Dan Smyczek, Mark Rosenberg

**BROADCAST TELEVISION:** ..... FS Wisconsin. Broadcasters: Jim Paschke, Jon McGlocklin

**RADIO:** ..... WTJM (620AM). Broadcasters: Ted Davis, Dennis Krause

**2010-2011 SEASON SERIES (3-0) BOSTON VS. MILWAUKEE**

PLAYER	G-GS	MIN	FG-FGA	PCT	3FG-FGA	PCT	FT-FTA	PCT	OFF	DEF	TOT	AST	PF-DQ	STL	TO	BLK	PTS	AVG	HI
Pierce	3-3	106	20-37	.541	2-6	.333	25-24	.958	0	13	13	10	6-0	2	12	3	65	21.7	28
Allen	3-3	114	20-42	.476	7-13	.538	6-7	.857	2	7	9	8	9-0	7	3	1	53	17.7	23
Garnett	3-3	97	15-34	.441	0-0	---	5-6	.833	1	26	27	5	3-0	3	7	2	35	11.7	14
Davis	2-0	52	8-15	.533	0-0	---	7-7	1.000	2	9	11	1	6-1	3	2	0	23	11.5	14
Green (TOT)	2-0	50	9-18	.500	1-2	.500	3-4	.750	1	5	6	1	6-0	0	2	0	22	11.0	11
Green (BOS)	2-0	50	9-18	.500	1-2	.500	3-4	.750	1	5	6	1	6-0	0	2	0	22	11.0	11
Krstic (TOT)	3-3	75	14-21	.667	0-0	---	5-7	.714	8	11	19	2	8-0	0	3	1	33	11.0	17
Krstic (BOS)	2-2	56	12-16	.750	0-0	---	4-6	.667	6	11	17	2	4-0	0	3	1	28	14.0	17
Arroyo (TOT)	4-3	121	14-29	.483	3-7	.429	6-6	1.000	1	10	11	14	7-0	2	9	1	37	9.3	18
Arroyo (BOS)	1-0	25	1-5	.200	0-0	---	0-0	---	0	2	2	6	2-0	0	3	0	2	2.0	2
Rondo	3-3	108	11-23	.478	0-0	---	3-4	.750	5	10	15	26	7-0	8	15	1	25	8.3	17
Murphy (TOT)	2-0	32	5-9	.556	0-3	.000	4-5	.800	3	8	11	2	4-0	2	0	1	14	7.0	12
Murphy (BOS)	2-0	32	5-9	.556	0-3	.000	4-5	.800	3	8	11	2	4-0	2	0	1	14	7.0	12
J. O'Neal	1-1	25	2-4	.500	0-0	---	1-2	.500	2	5	7	1	6-1	0	0	3	5	5.0	5
Daniels	1-0	19	0-1	.000	0-0	---	3-4	.750	1	2	3	0	3-0	1	0	1	3	3.0	3
Pavlovic (TOT)	2-0	27	1-6	.167	1-2	.500	1-2	.500	0	1	1	0	3-0	2	1	0	4	2.0	3
Pavlovic (BOS)	2-0	27	1-6	.167	1-2	.500	1-2	.500	0	1	1	0	3-0	2	1	0	4	2.0	3
Wafer	1-0	3	1-1	1.000	0-0	---	0-0	---	0	0	0	0	0-0	0	0	0	2	2.0	2
Bradley	2-0	18	0-6	.000	0-1	.000	0-0	---	0	2	2	4	0-0	1	1	0	0	0.0	0
Erden	1-0	6	0-0	---	0-0	---	0-0	---	0	2	2	0	1-0	0	0	0	0	0.0	0
Robinson	1-0	7	0-2	.000	0-0	---	0-0	---	0	0	0	0	1-0	0	1	0	0	0.0	0
<b>CELTICS</b>	<b>3</b>	<b>745</b>	<b>105-219</b>	<b>.479</b>	<b>11-27</b>	<b>.407</b>	<b>60-71</b>	<b>.845</b>	<b>23</b>	<b>103</b>	<b>126</b>	<b>66</b>	<b>61-2</b>	<b>29</b>	<b>51</b>	<b>13</b>	<b>281</b>	<b>93.7</b>	<b>105</b>
<b>BUCKS</b>	<b>3</b>	<b>745</b>	<b>91-236</b>	<b>.386</b>	<b>16-48</b>	<b>.333</b>	<b>43-59</b>	<b>.729</b>	<b>31</b>	<b>82</b>	<b>113</b>	<b>50</b>	<b>64-0</b>	<b>22</b>	<b>55</b>	<b>5</b>	<b>241</b>	<b>80.3</b>	<b>102</b>

**2010-2011 SEASON SERIES (0-3) MILWAUKEE VS. BOSTON**

PLAYER	G-GS	MIN	FG-FGA	PCT	3FG-FGA	PCT	FT-FTA	PCT	OFF	DEF	TOT	AST	PF-DQ	STL	TO	BLK	PTS	AVG	HI
Ilyasova	1-0	35	5-10	.500	2-2	1.000	3-3	1.000	1	6	7	1	4-0	0	1	0	15	15.0	15
Jennings	3-3	102	16-40	.400	4-11	.364	8-12	.667	2	9	11	12	4-0	5	8	1	44	14.7	23
Bogut	2-2	72	12-23	.522	0-0	---	5-7	.714	9	12	21	1	5-0	1	4	1	29	14.5	21
Barron	1-0	10	4-7	.571	0-0	---	2-2	1.000	0	1	1	0	1-0	0	0	0	10	10.0	10
Mbah a Moute	3-1	74	11-21	.524	0-0	---	4-6	.667	6	10	16	2	2-0	3	4	2	26	8.7	19
Defino	3-3	103	9-28	.321	4-13	.308	2-2	1.000	0	5	5	10	7-0	1	7	0	24	8.0	15
Dooling	3-0	60	10-23	.435	4-10	.400	0-3	.000	2	3	5	5	6-0	1	2	0	24	8.0	10
Salmons	3-3	81	7-28	.250	1-6	.167	5-7	.714	0	5	5	10	8-0	4	9	0	20	6.7	11
Maggette	3-0	41	4-14	.286	1-3	.333	10-12	.833	0	8	8	3	8-0	0	4	0	19	6.3	11
Gooden	1-1	18	2-5	.400	0-0	---	2-2	1.000	3	1	4	0	4-0	2	1	0	6	6.0	6
Sanders	2-1	41	5-14	.357	0-0	---	1-2	.500	2	7	9	1	4-0	2	3	0	11	5.5	8
Brockman	3-1	56	4-7	.571	0-0	---	1-1	1.000	6	11	17	2	7-0	1	1	0	9	3.0	4
Boykins	1-0	21	1-7	.143	0-1	.000	0-0	---	0	2	2	1	1-0	1	3	0	2	2.0	2
Douglas-Roberts	2-0	31	1-9	.111	0-2	.000	0-0	---	0	2	2	2	3-0	1	1	1	2	1.0	2
<b>BUCKS</b>	<b>3</b>	<b>745</b>	<b>91-236</b>	<b>.386</b>	<b>16-48</b>	<b>.333</b>	<b>43-59</b>	<b>.729</b>	<b>31</b>	<b>82</b>	<b>113</b>	<b>50</b>	<b>64-0</b>	<b>22</b>	<b>55</b>	<b>5</b>	<b>241</b>	<b>80.3</b>	<b>102</b>
<b>CELTICS</b>	<b>3</b>	<b>745</b>	<b>105-219</b>	<b>.479</b>	<b>11-27</b>	<b>.407</b>	<b>60-71</b>	<b>.845</b>	<b>23</b>	<b>103</b>	<b>126</b>	<b>66</b>	<b>61-2</b>	<b>29</b>	<b>51</b>	<b>13</b>	<b>281</b>	<b>93.7</b>	<b>105</b>



CELTICS VS. BUCKS GAME-BY-GAME RESULTS

Date	H/A	W/L	Celtics	Opp	Date	H/A	W/L	Celtics	Opp	Date	H/A	W/L	Celtics	Opp
10/26/68	H	W	102	89	11/10/82	H	L	101	105	3/4/96	H	W	105	98
11/9/68	A	W	98	97	11/14/82	A	W	100	98	3/10/96	A	W	110	103
12/3/68	A	W	137	115	11/28/82	H	W	124	109	11/2/96	A	L	102	124
12/4/68	H	W	101	99	12/3/82	A	L	112	115	12/8/96	A	L	87	100
12/26/68	H	W	139	106	3/22/83	A	L	108	116	12/16/96	H	L	91	107
1/12/69	A	L	110	114	4/1/83	H	W	97	83	3/17/97	H	W	126	117
10/28/69	A	W	120	107	11/2/83	H	W	119	105	11/8/97	A	L	96	105
11/1/69	H	L	118	129	1/15/84	A	L	87	106	12/10/97	H	W	96	91
12/11/69	H	L	106	124	1/22/84	H	W	109	98	1/3/98	A	W	106	99
12/19/69	A	L	111	115	3/9/84**	A	W	129	128	4/15/98	H	L	109	117
1/10/70	A	L	109	124	3/16/84	H	W	109	99	3/18/99	A	L	83	99
2/14/70	A	L	117	127	4/10/84	A	W	96	95	4/2/99	H	L	83	84
11/1/70	H	L	113	123	12/19/84	H	L	92	107	5/1/99	H	L	79	88
12/18/70	A	L	114	124	12/30/84	A	L	98	114	11/26/99	H	L	112	114
1/17/71	A	L	113	120	3/20/85	H	W	107	105	3/8/00	H	W	112	101
1/27/71	H	L	129	132	4/2/85	A	L	103	109	3/26/00	A	L	84	99
2/28/71	H	L	99	111	4/12/85*	H	L	113	115	11/30/00	A	L	97	108
11/29/71	H	W	125	114	10/30/85	H	W	117	106	12/23/00	A	L	99	104
12/10/71	A	L	104	120	12/3/85	A	W	112	109	2/7/01	H	W	94	91
12/22/71	N	W	101	98	2/4/86	A	W	112	93	3/7/01	H	L	94	101
2/13/72	H	L	109	117	3/26/86	H	W	121	115	11/3/01	A	L	99	105
3/6/72*	A	L	127	132	4/8/86	A	W	126	114	1/29/02	A	L	90	109
11/17/72	H	L	88	95	11/1/86	A	L	105	111	2/27/02	H	L	92	95
11/21/72	A	W	116	102	11/12/86	H	W	124	116	3/3/02	H	W	110	80
12/23/72	A	L	98	104	12/20/86	A	L	100	120	11/16/02	A	L	85	104
2/11/73	H	W	120	96	1/17/87	H	W	119	92	1/18/03	A	W	97	95
11/16/73	H	W	105	90	3/17/87	A	L	115	123	1/22/03	H	L	97	106
11/30/73	A	L	93	117	3/18/87	H	W	120	102	11/28/03	H	W	106	96
2/6/74	A	W	105	104	11/6/87	H	W	125	108	11/29/03	A	L	94	100
2/10/74	N	L	86	95	11/28/87	A	L	97	112	1/13/04	A	L	103	111
11/12/74	A	W	91	83	2/4/88	A	L	101	111	2/25/04	H	L	104	106
2/2/75	H	W	120	102	2/26/88	H	W	132	96	12/1/04	H	W	101	100
2/5/75	A	W	92	90	3/1/88	A	L	116	117	2/8/05	A	W	97	121
2/28/75	H	W	107	106	4/13/88	H	W	123	104	4/6/05	H	W	103	97
11/7/75	A	L	101	104	11/12/88	A	L	100	108	4/13/05	A	W	111	108
12/10/75	H	W	111	98	11/25/88	H	W	115	96	12/16/05	H	L	96	100
1/18/76	A	W	97	94	2/24/89	H	W	125	112	1/29/06	A	L	79	83
4/9/76	H	L	100	106	3/21/89	A	L	86	98	3/10/06	H	L	86	92
10/23/76	A	W	111	107	11/3/89	H	W	127	114	11/25/06	A	W	111	98
12/15/76	H	W	129	125	11/7/89	A	L	100	106	2/14/07	H	W	117	97
1/28/77	H	W	119	113	12/19/89	A	W	95	86	4/4/07	A	L	89	98
3/17/77	A	L	91	100	2/6/90	H	L	106	119	4/13/07	H	L	102	104
11/13/77	A	W	127	119	11/13/90	A	L	91	119	12/14/07	H	W	104	82
12/29/77	A	W	124	115	12/12/90	H	W	129	111	3/15/08	A	W	99	77
1/18/78	H	W	130	116	1/9/91	H	W	110	102	4/8/08*	A	W	107	104
4/8/78	H	L	111	123	4/11/91	A	L	92	111	4/11/08	H	W	102	86
11/7/78	A	L	108	125	12/18/91	H	W	131	117	11/7/08	H	W	101	89
1/19/79	H	W	103	102	1/31/92	A	L	100	102	11/15/08*	A	W	102	97
3/4/79	H	L	122	135	3/17/92	A	L	106	127	3/15/09	A	L	77	86
3/28/79	A	L	117	135	4/10/92	H	W	109	100	12/8/09	H	W	98	89
12/9/79	A	W	113	108	11/7/92	A	L	88	124	3/9/10	A	L	84	86
12/14/79	H	W	97	94	1/16/93	A	W	110	99	4/10/10	A	L	105	90
10/16/80	A	W	110	103	2/9/93	H	W	104	92	4/14/10	H	L	95	106
11/7/80	H	L	101	102	3/12/93	H	L	109	115	11/3/10*	H	W	103	102
11/30/80	A	L	105	107	11/8/93	H	W	108	100	3/6/11	A	W	89	83
12/9/80	H	W	112	89	11/27/93	A	L	85	89	3/13/11	H	W	87	56
2/5/81	A	L	103	113	3/29/94*	A	W	119	107					
3/11/81	H	W	122	108	4/19/94	H	W	120	112					
10/31/81	A	L	103	119	11/22/94	H	L	94	116					
11/20/81	H	W	112	89	3/3/95	H	W	103	91					
1/15/82	A	L	118	122	3/19/95	A	L	94	95					
2/28/82	H	W	106	102	4/19/95	A	L	97	106					
4/6/82	A	L	116	122	11/3/95	H	L	100	101					
4/14/82	H	W	100	91	11/18/95	A	W	99	93					

\* Overtime  
\*\* Double-overtime

ALL-TIME SERIES

Celtics lead series 94-91 (Celtics are 60-33 at home)  
CURRENT STREAK: Three Celtics Wins  
LARGEST CELTICS WIN: 36 points; 132-96 on 02/26/88 @ Boston  
LARGEST BUCKS WIN: 36 points; 124-88 on 11/07/92 @ Milwaukee



**MINNESOTA TIMBERWOLVES**

Target Center (19,356)  
600 First Avenue North, Minneapolis, MN 55403  
612-673-1600 • fax 612-673-8385

**2010-11 RESULTS**

Boston won 2-0 (Celtics were 1-0 at TD Garden)  
01/03/11 Minnesota 93 @ Boston 96  
3/27/11 Boston 85 @ Minnesota 82

**2011-12 MATCHUPS**

03/30/12 Boston at Minnesota

**DIRECTORY**

**HEAD COACH:** .....Rick Adelman  
**ASSISTANT COACHES:** .....Terry Porter, Jack Sikma, T.R. Dunn, Bill Bayno  
**ATHLETIC TRAINER:** .....Gregg Farnam  
**PUBLIC AND MEDIA RELATIONS:** .....Mike Cristaldi, Aaron Seehusen, Dan Bell  
**CABLE TELEVISION:** .....Fox Sports Net North. Broadcasters: Tom Hanneman, Jim Petersen  
**RADIO:** .....KFAN (1130AM). Broadcaster: Alan Horton

**2010-2011 SEASON SERIES (2-0) BOSTON VS. MINNESOTA**

PLAYER	G-GS	MIN	FG-FGA	PCT	3FG-FGA	PCT	FT-FTA	PCT	OFF	DEF	TOT	AST	PF-DQ	STL	TO	BLK	PTS	AVG	HI
Pierce	2-2	75	14-32	.438	3-12	.250	15-19	.789	4	9	13	6	8-0	1	8	0	46	23.0	23
Allen	2-2	68	12-26	.462	5-9	.556	2-2	1.000	1	3	4	2	2-0	0	0	31	15.5	20	0
Green (TOT)	4-3	128	22-42	.524	5-15	.333	15-14	.929	1	21	22	4	12-0	4	4	0	62	15.5	24
Green (BOS)	1-0	19	4-5	.800	1-1	1.000	0-0	---	0	2	2	0	2-0	0	0	0	9	9.0	9
Garnett	1-1	33	5-11	.455	0-0	---	3-4	.750	4	9	13	5	2-0	2	2	0	13	13.0	13
Davis	2-1	63	11-30	.367	0-0	---	3-5	.600	3	4	7	2	7-0	3	0	0	25	12.5	17
Wafar	1-0	16	4-8	.500	0-0	---	1-1	1.000	1	5	6	1	0-0	1	0	0	10	10.0	10
S. O'Neal	1-1	30	4-6	.667	0-0	---	2-3	.667	0	2	2	1	2-0	0	1	0	9	9.0	9
Krusic (TOT)	4-4	87	15-27	.556	0-0	---	3-3	1.000	2	10	12	2	12-0	0	2	3	33	8.3	11
Krusic (BOS)	1-1	25	4-10	.400	0-0	---	3-3	1.000	1	5	6	0	4-0	0	0	0	11	11.0	11
D. West	1-1	31	3-6	.500	0-2	.000	2-2	1.000	1	2	3	5	1-0	2	1	0	8	8.0	8
Rondo	1-1	35	3-8	.375	0-0	---	0-0	---	1	2	4	16	0-0	1	3	0	6	6.0	6
Arroyo (TOT)	2-1	41	2-5	.400	1-2	.500	5-5	1.000	3	5	8	5	2-0	0	1	0	10	5.0	8
Arroyo (BOS)	1-0	17	0-2	.000	0-0	---	2-2	1.000	2	0	2	2	1-0	0	0	0	2	2.0	2
J. O'Neal	1-0	17	2-3	.667	0-0	---	1-1	1.000	1	2	3	0	4-0	0	1	4	5	5.0	5
Daniels	1-0	14	1-2	.500	0-0	---	2-2	1.000	0	1	1	0	0-0	0	1	0	4	4.0	4
Pavlovic (TOT)	2-0	29	2-8	.250	0-4	.000	0-0	---	1	3	4	0	1-0	0	4	4	2.0	4	0
Pavlovic (BOS)	1-0	8	0-0	---	0-0	---	0-0	---	1	0	1	0	0-0	0	0	0	0	0.0	0
Robinson	1-0	14	0-4	.000	0-3	.000	2-2	1.000	0	2	2	0	0-0	0	2	1	2	2.0	2
Harrangody	1-0	16	0-4	.000	0-1	.000	0-0	---	0	3	3	0	3-0	0	1	0	0	0.0	0
<b>CELTICS</b>	<b>2</b>	<b>480</b>	<b>67-157</b>	<b>.427</b>	<b>9-31</b>	<b>.290</b>	<b>38-46</b>	<b>.826</b>	<b>20</b>	<b>52</b>	<b>72</b>	<b>40</b>	<b>36-0</b>	<b>10</b>	<b>22</b>	<b>7</b>	<b>181</b>	<b>90.5</b>	<b>96</b>
<b>TIMBERWOLVES</b>	<b>2</b>	<b>480</b>	<b>65-164</b>	<b>.396</b>	<b>12-34</b>	<b>.353</b>	<b>33-45</b>	<b>.733</b>	<b>30</b>	<b>64</b>	<b>94</b>	<b>32</b>	<b>40-0</b>	<b>10</b>	<b>31</b>	<b>12</b>	<b>175</b>	<b>87.5</b>	<b>93</b>

**2010-2011 SEASON SERIES (0-2) MINNESOTA VS. BOSTON**

PLAYER	G-GS	MIN	FG-FGA	PCT	3FG-FGA	PCT	FT-FTA	PCT	OFF	DEF	TOT	AST	PF-DQ	STL	TO	BLK	PTS	AVG	HI
Beasley	2-2	69	20-45	.444	3-7	.429	4-6	.667	7	6	13	5	7-0	2	6	3	47	23.5	28
Tolliver	1-0	36	5-10	.500	2-5	.400	4-6	.667	4	11	15	4	3-0	0	1	4	16	16.0	16
Milicic	2-2	63	12-20	.600	0-0	---	5-7	.714	6	9	15	3	10-0	2	4	2	29	14.5	15
Love	1-1	44	3-11	.273	0-3	.000	6-8	.750	5	19	24	1	0-0	1	2	0	12	12.0	12
Ridnour	2-2	73	8-24	.333	1-4	.250	6-7	.857	3	6	13	4	4-0	2	2	1	25	11.5	13
Webster	2-0	41	6-15	.400	3-8	.375	3-3	1.000	1	3	4	1	2-0	0	4	0	18	9.0	15
Johnson	2-2	61	5-12	.417	3-5	.600	0-0	---	0	5	5	2	3-0	0	4	2	15	6.5	8
Brewer	1-0	22	3-5	.600	0-1	.000	0-0	---	0	3	3	1	0-0	1	0	0	6	6.0	6
Pekovic	1-0	21	1-6	.167	0-0	---	2-2	1.000	1	0	1	0	3-0	0	0	0	4	4.0	4
Randolph (TOT)	1-1	17	0-5	.000	0-0	---	3-6	.500	1	3	4	0	4-0	1	3	0	3	3.0	3
Randolph (MIN)	1-1	17	0-5	.000	0-0	---	3-6	.500	1	3	4	0	4-0	1	3	0	3	3.0	3
Koufos	1-0	3	1-2	.500	0-0	---	0-0	---	1	0	1	0	0-0	0	1	0	2	2.0	2
Flynn	2-0	25	1-6	.167	0-0	---	0-0	---	1	2	3	2	3-0	1	1	0	2	1.0	2
Ellington	1-0	7	0-3	.000	0-1	.000	0-0	---	0	0	0	0	1-0	0	0	0	0	0.0	0
<b>TIMBERWOLVES</b>	<b>2</b>	<b>480</b>	<b>65-164</b>	<b>.396</b>	<b>12-34</b>	<b>.353</b>	<b>33-45</b>	<b>.733</b>	<b>30</b>	<b>64</b>	<b>94</b>	<b>32</b>	<b>40-0</b>	<b>10</b>	<b>31</b>	<b>12</b>	<b>175</b>	<b>87.5</b>	<b>93</b>
<b>CELTICS</b>	<b>2</b>	<b>480</b>	<b>67-157</b>	<b>.427</b>	<b>9-31</b>	<b>.290</b>	<b>38-46</b>	<b>.826</b>	<b>20</b>	<b>52</b>	<b>72</b>	<b>40</b>	<b>36-0</b>	<b>10</b>	<b>22</b>	<b>7</b>	<b>181</b>	<b>90.5</b>	<b>96</b>



## CELTICS VS. TIMBERWOLVES GAME-BY-GAME RESULTS

Date	H/A	W/L	Celtics	Opp
11/17/89	H	W	116	99
2/2/90	A	L	105	116
1/28/91	A	W	108	87
2/27/91	H	W	116	111
1/4/92	A	L	96	100
1/10/92	H	L	94	104
11/6/92	H	W	113	92
12/15/92**	A	W	124	119
1/8/94	A	L	90	108
4/8/94	H	W	112	108
11/12/94	A	W	114	101
2/5/95	H	W	115	82
12/22/95	H	W	114	113
3/27/96	A	W	121	116
1/5/97	H	L	84	94
3/16/97	A	L	101	119
1/2/98	H	W	93	89
1/21/98	A	L	95	104
3/24/99	H	L	68	87
1/13/00	A	L	85	103
3/22/00	H	L	106	109
12/1/00	H	L	98	102
1/15/01	A	W	107	102
2/1/02*	H	L	95	98
4/15/02	A	W	93	90
11/9/02	A	W	105	99
12/20/02	H	W	108	99
12/15/03	H	L	95	116
3/7/04	A	W	80	77
2/6/05	A	W	103	100
3/6/05	H	L	97	99
1/18/06	H	W	103	96
1/30/06	A	L	85	110
2/11/07	A	L	107	109
3/4/07**	H	W	124	117
1/25/08	H	W	87	86
2/8/08	A	W	88	86
11/21/08	A	W	95	78
2/1/09	H	W	109	101
11/4/09	A	W	92	90
12/20/09	H	W	122	104
1/5/11	H	W	96	95
3/27/11	A	W	85	82

\* Overtime  
\*\* Double-overtime

## ALL-TIME SERIES

Boston leads 27-16 (Celtics are 14-8 at home)

**CURRENT STREAK:** Nine Celtics wins

**LARGEST CELTICS WIN:** 33 points; 115-82 on 02/05/95 @ Boston

**LARGEST TIMBERWOLVES WIN:** 25 points; 110-85 on 01/30/06 @ Minnesota



2010-11 RESULTS

Boston won 3-1 (Celtics were 2-0 at TD Garden)

- 11/24/10 New Jersey 83 @ Boston 89
- 12/05/10 Boston 100 @ New Jersey 75
- 02/16/11 New Jersey 80 @ Boston 94
- 03/14/11 Boston 79 @ New Jersey 88

2011-12 MATCHUPS

- 01/04/12 New Jersey at Boston
- 03/02/12 New Jersey at Boston
- 04/14/12 Boston at New Jersey

NEW JERSEY NETS

Prudential Center (18,711)  
390 Murray Hill Parkway, East Rutherford, NJ 07073  
201-935-8888 • fax 201-935-1088

DIRECTORY

HEAD COACH: ..... Avery Johnson  
 ASSISTANT COACHES: ..... PJ Carlesimo, Mario Elie, Popeye Jones, Tom Barrise  
 ATHLETIC TRAINER: ..... Tim Walsh  
 PUBLIC AND MEDIA RELATIONS: ..... Gary Sussman, Aaron Harris, Patrick Rees, Barry Baum  
 CABLE TELEVISION: ..... YES Network. Broadcasters: Ian Eagle, Mike Fratello, Ryan Ruocco, Jim Spanarkel  
 RADIO: ..... WFAN (660AM). Broadcasters: Chris Carrino, Tim Capstraw

2010-2011 SEASON SERIES (3-1) BOSTON VS. NEW JERSEY

PLAYER	G-GS	MIN	FG-FGA	PCT	3FG-FGA	PCT	FT-FTA	PCT	OFF	DEF	TOT	AST	PF-DQ	STL	TO	BLK	PTS	AVG	HI
Green (TOT)	3-2	112	19-40	.475	5-10	.500	10-12	.833	1	10	11	9	6-0	2	1	0	53	17.7	37
Green (BOS)	1-0	25	3-11	.273	0-1	.000	1-2	.500	0	3	3	0	0-0	1	0	0	7	7.0	7
Pierce	4-4	128	21-52	.404	2-16	.125	20-28	.714	2	15	17	13	7-0	4	4	3	64	16.0	31
Allen	4-4	138	24-44	.545	6-14	.429	5-7	.714	2	12	14	19	3-0	6	5	1	59	14.8	19
S. O'Neal	2-2	43	10-12	.833	0-0	---	8-14	.571	4	11	15	0	5-0	1	0	0	28	14.0	25
Garnett	4-4	123	23-47	.489	0-0	---	7-10	.700	5	32	37	10	7-0	5	6	4	53	13.3	18
Davis	4-0	112	18-43	.419	0-0	---	8-8	1.000	9	21	30	3	11-0	2	8	2	44	11.0	16
Robinson	3-2	66	13-24	.542	4-11	.364	2-2	1.000	0	7	7	11	9-0	3	3	0	32	10.7	21
Krstic (TOT)	3-3	73	11-22	.500	0-0	---	1-1	1.000	2	5	7	1	10-0	0	1	0	23	7.7	10
Krstic (BOS)	1-1	19	3-6	.500	0-0	---	0-0	---	1	1	2	0	4-0	0	0	0	6	6.0	6
Daniels	2-0	59	6-14	.429	0-1	.000	2-2	1.000	1	3	4	5	1-0	4	1	2	14	7.0	10
Arroyo (TOT)	3-2	64	9-15	.600	1-3	.333	1-2	.500	2	7	9	8	8-0	1	3	0	20	6.7	12
Arroyo (BOS)	1-0	17	2-4	.500	0-0	---	0-0	---	2	2	4	3	2-0	0	1	0	4	4.0	4
Perkins	1-1	27	1-4	.250	0-0	---	3-4	.750	2	6	8	0	4-0	1	3	1	5	5.0	5
Wafer	3-0	43	5-8	.625	0-1	.000	5-6	.833	0	1	1	3	2-0	1	1	1	15	5.0	8
Rondo	2-2	69	3-15	.200	0-2	.000	3-4	.750	2	7	9	17	5-0	5	5	1	9	4.5	7
D. West	1-0	12	2-4	.500	0-0	---	0-0	---	0	0	0	2	0-0	1	0	0	4	4.0	4
Bradley	2-0	17	2-7	.286	0-1	.000	2-4	.500	1	0	1	2	5-0	0	2	0	6	3.0	4
Harangody	3-0	24	3-9	.333	0-1	.000	2-2	1.000	2	4	6	0	6-0	2	1	1	8	2.7	8
Erden	2-0	21	1-8	.125	0-0	---	2-6	.333	1	5	6	1	3-0	0	3	1	4	2.0	4
Pavlovic (TOT)	3-2	40	1-4	.250	1-2	.500	0-0	---	0	3	3	4	6-0	1	2	0	3	1.0	3
Pavlovic (BOS)	1-0	7	0-0	---	0-0	---	0-0	---	0	0	0	0	2-0	0	0	0	0	0.0	0
Murphy (TOT)	1-0	9	0-0	---	0-0	---	0-0	---	3	2	5	0	1-0	0	0	0	0	0.0	0
Murphy (BOS)	1-0	9	0-0	---	0-0	---	0-0	---	3	2	5	0	1-0	0	0	0	0	0.0	0
<b>NETS</b>	<b>4</b>	<b>960</b>	<b>140-312</b>	<b>.449</b>	<b>12-48</b>	<b>.250</b>	<b>70-99</b>	<b>.707</b>	<b>37</b>	<b>132</b>	<b>169</b>	<b>89</b>	<b>77-0</b>	<b>36</b>	<b>45</b>	<b>17</b>	<b>362</b>	<b>90.5</b>	<b>100</b>
<b>NETS</b>	<b>4</b>	<b>960</b>	<b>120-297</b>	<b>.404</b>	<b>26-74</b>	<b>.351</b>	<b>60-85</b>	<b>.706</b>	<b>38</b>	<b>127</b>	<b>165</b>	<b>69</b>	<b>84-0</b>	<b>17</b>	<b>64</b>	<b>22</b>	<b>326</b>	<b>81.5</b>	<b>88</b>

2010-2011 SEASON SERIES (1-3) NEW JERSEY VS. BOSTON

PLAYER	G-GS	MIN	FG-FGA	PCT	3FG-FGA	PCT	FT-FTA	PCT	OFF	DEF	TOT	AST	PF-DQ	STL	TO	BLK	PTS	AVG	HI
Lopez	4-4	135	24-52	.462	0-0	---	11-15	.733	11	10	21	6	8-0	2	12	9	59	14.8	20
Harris	3-3	85	15-32	.469	0-0	---	2-8	.250	11	15	26	7	13	3	8	0	43	14.3	20
Morrow	4-4	128	20-43	.465	8-18	.444	9-10	.900	0	12	12	3	8-0	0	6	1	57	14.3	18
D. Williams (NJ)	1-1	36	4-11	.364	4-6	.667	4-6	.667	2	4	6	0	3-0	3	3	0	16	16.0	16
Farrar	4-0	98	12-33	.364	7-19	.368	1-2	.500	4	10	14	13	7-0	3	8	0	32	8.0	16
Murphy	1-0	12	2-5	.400	0-2	.000	3-4	.750	0	3	3	1	1-0	0	0	0	7	7.0	7
Humphries	4-3	104	12-28	.429	0-0	---	3-6	.500	10	24	34	3	6-0	0	5	3	27	6.8	16
Favors	3-1	62	7-12	.583	0-0	---	4-7	.571	5	8	13	0	13-0	1	6	2	18	6.0	10
Gaines (NJ)	1-0	7	2-2	1.000	1-1	1.000	1-1	1.000	0	2	2	0	1-0	0	0	0	6	6.0	6
Outlaw	4-3	95	7-26	.269	3-11	.273	6-8	.750	3	13	16	5	6-0	1	3	1	23	5.8	12
James	2-0	44	3-12	.250	0-0	---	2-5	.667	1	8	9	3	2-0	1	3	3	8	4.0	6
Ross	2-0	39	3-7	.429	0-0	---	1-1	1.000	1	2	3	2	3-0	0	2	7	3.5	7	
Vujacic (NJ)	2-1	43	3-15	.200	1-6	.167	0-0	---	1	6	7	7	5-0	0	0	0	7	3.5	4
Petro	4-0	56	6-14	.429	0-0	---	0-0	---	0	16	16	3	10-0	3	4	1	12	3.0	6
Graham	3-0	14	0-3	.000	0-1	.000	4-6	.667	0	2	2	0	0-0	0	1	0	4	1.3	4
Uzoah	1-0	1	0-2	.000	0-0	---	0-0	---	0	0	0	0	1-0	0	0	0	0	0.0	0
<b>NETS</b>	<b>4</b>	<b>960</b>	<b>120-297</b>	<b>.404</b>	<b>26-74</b>	<b>.351</b>	<b>60-85</b>	<b>.706</b>	<b>38</b>	<b>127</b>	<b>165</b>	<b>69</b>	<b>84-0</b>	<b>17</b>	<b>64</b>	<b>22</b>	<b>326</b>	<b>81.5</b>	<b>88</b>
<b>NETS</b>	<b>4</b>	<b>960</b>	<b>140-312</b>	<b>.449</b>	<b>12-48</b>	<b>.250</b>	<b>70-99</b>	<b>.707</b>	<b>37</b>	<b>132</b>	<b>169</b>	<b>89</b>	<b>77-0</b>	<b>36</b>	<b>45</b>	<b>17</b>	<b>362</b>	<b>90.5</b>	<b>100</b>



## CELTICS VS. NETS GAME-BY-GAME RESULTS

Date	H/A	W/L	Celtics	Opp	Date	H/A	W/L	Celtics	Opp	Date	H/A	W/L	Celtics	Opp
12/19/76	A	W	94	87	3/28/88	A	W	106	105	4/7/02	A	W	102	90
1/16/77	H	W	106	91	4/8/88	H	W	127	90	11/20/02	H	W	96	79
2/2/77	A	L	89	99	11/29/88	A	W	100	93	12/25/02	A	L	81	117
3/27/77	H	W	114	109	11/30/88	H	W	133	100	3/3/03	A	L	75	90
10/28/77	A	L	109	116	1/12/89	A	W	106	103	3/18/03	H	L	74	87
12/13/77	H	W	122	108	3/4/89	A	L	95	98	11/7/03	H	L	87	94
1/13/78*	H	W	114	111	3/13/89	H	W	114	91	1/25/04	A	L	91	110
2/26/78	A	W	94	92	4/10/89	H	W	113	112	3/26/04	H	W	102	93
10/28/78	A	L	109	111	11/15/89	H	W	126	92	3/29/04	A	W	84	80
1/14/79	H	L	100	110	11/29/89	A	W	118	95	1/21/05	A	L	98	104
4/7/79	A	L	112	126	1/9/90	A	L	78	87	2/2/05	H	W	110	89
4/8/79	H	W	127	101	3/18/90	H	W	122	106	4/9/05	A	L	86	99
10/31/79	A	W	116	79	4/4/90	H	W	125	106	4/20/05	H	L	93	102
11/21/79	H	W	111	103	4/10/90	A	W	112	96	1/20/06	H	W	99	96
12/12/79	H	W	116	102	11/10/90	A	W	105	91	1/21/06	A	L	83	103
12/16/79*	A	W	115	112	1/18/91	H	L	106	111	4/14/06	H	L	74	79
3/17/80	A	W	117	92	2/22/91	H	W	111	99	4/16/06	A	L	93	95
3/23/80	H	L	96	101	4/2/91	A	W	94	77	11/29/06	H	L	103	106
10/22/80	A	W	108	104	4/4/91	H	W	123	104	12/9/06	A	W	92	90
11/14/80	H	W	126	102	11/25/91	A	W	125	107	2/9/07	H	L	78	90
12/12/80	H	W	119	104	1/15/92	H	L	120	130	3/5/07*	A	W	96	88
1/10/81	A	W	117	115	2/25/92	A	L	95	109	11/10/07	A	W	112	101
3/15/81	H	W	133	125	3/13/92	H	L	108	110	11/14/07	H	W	91	69
3/25/81	A	W	111	105	3/25/92	A	W	118	110	1/1/08	A	W	86	77
11/3/81	H	W	111	97	12/22/92	A	W	106	104	4/16/08	H	W	105	94
12/9/81	H	W	109	100	1/8/93	H	W	102	88	1/14/09	H	W	118	86
1/11/82	A	W	112	94	2/24/93	H	W	103	88	1/17/09	A	W	105	85
3/12/82	A	W	113	109	4/15/93	A	W	106	105	3/4/09	A	W	115	111
4/9/82	H	W	106	103	11/17/93	H	W	105	100	4/8/09	H	W	106	104
4/16/82	A	L	96	113	12/17/93	A	L	90	117	11/7/09	A	W	86	76
11/7/82	A	W	102	100	1/2/94	H	L	97	101	1/13/10	A	W	111	87
1/14/83	H	W	133	108	2/17/94	H	L	98	117	2/5/10	H	W	96	87
3/7/83	H	W	121	114	4/5/94	A	L	94	120	2/27/10	H	L	96	104
3/11/83	A	L	93	98	12/10/94	A	L	96	108	11/24/10	H	W	89	83
3/18/83	H	W	116	103	2/4/95	A	W	92	78	12/5/10	A	W	100	75
4/12/83	A	W	99	93	3/10/95	H	L	81	111	2/16/11	H	W	94	80
12/23/83	H	W	125	113	4/17/95	H	W	98	96	3/14/11	A	L	79	88
1/5/84	A	W	105	103	4/23/95	A	L	99	102					
2/6/84	A	L	112	115	12/1/95*	H	L	123	131					
3/23/84	H	L	97	101	2/25/96	A	L	105	111					
3/31/84	A	W	107	98	3/17/96**	H	W	107	106					
4/15/84	H	W	118	111	4/19/96	A	W	112	106					
10/31/84	H	W	116	105	12/6/96*	H	L	108	110					
12/8/84	A	W	107	98	12/21/96	A	L	100	101					
12/11/84	H	W	130	121	2/23/97	A	L	93	109					
1/2/85	A	W	110	95	3/23/97	H	L	91	100					
3/27/85	A	W	105	95	11/19/97	A	L	100	108					
4/14/85	H	L	118	129	11/21/97	H	W	101	93					
10/25/85*	A	L	109	113	3/27/98	A	W	82	76					
12/4/85	A	W	130	111	4/8/98	H	L	104	117					
1/13/86	H	W	129	117	2/27/99	A	W	101	92					
3/30/86	H	W	122	117	3/1/99	H	L	97	99					
4/9/86	A	L	98	108	4/4/99	H	L	79	91					
4/13/86	H	W	135	107	11/19/99	H	W	109	96					
11/11/86	A	L	110	114	1/15/00	A	W	99	96					
12/10/86	H	W	108	98	2/4/00	H	W	100	95					
1/13/87	A	W	123	117	2/8/00	A	L	113	131					
2/23/87	H	W	116	103	12/20/00	H	W	99	86					
3/22/87	H	W	116	104	12/28/00	A	W	112	111					
4/10/87	A	L	108	117	3/22/01	A	W	113	98					
11/21/87	A	W	107	97	4/15/01	H	W	95	88					
12/2/87	H	W	130	99	10/31/01	H	L	95	92					
1/16/88	A	W	103	96	12/1/01*	A	W	105	98					
3/2/88	H	L	107	117	3/13/02	H	W	97	89					

\* Overtime  
\*\* Double-overtime

**NETS:** New York Nets 1976-77; New Jersey Nets 1977-present.

## ALL-TIME SERIES

Boston leads 109-56 (Celtics are 58-25 at home)

**CURRENT STREAK:** One Nets win

**LARGEST CELTICS WIN:** 37 points; 116-79 on 10/31/79 @ New Jersey & 127-90 on 04/08/88 @ Boston

**LARGEST NETS WIN:** 36 points; 117-81 on 12/25/02 @ New Jersey



**NEW ORLEANS HORNETS**

New Orleans Arena (17,188)  
 1250 Poydras Street, 19<sup>th</sup> floor  
 New Orleans, LA 70113  
 504-593-4700 • fax 504-593-4702

**2010-11 RESULTS**

Series tied 1-1 (Celtics were 0-1 at TD Garden)  
 12/31/10 New Orleans 83 @ Boston 81  
 03/19/11 Boston 89 @ New Orleans 85

**2011-12 MATCHUPS**

12/30/11 Boston at New Orleans

**DIRECTORY**

**HEAD COACH:** .....Monty Williams  
**ASSISTANT COACHES:** .....Randy Ayers, James Borrego, Bryan Gates, Fred Vinson  
**ATHLETIC TRAINER:** .....Jon Ishoph  
**PUBLIC AND MEDIA RELATIONS:** .....Harold Kauffman, Dennis Rogers  
**BROADCAST TELEVISION:** .....COX Sports Television. Broadcasters: Bob Licht, Gil McGregor, Victor Howell  
**RADIO:** .....New Orleans (106.1FM). Broadcasters: Sean Kelley, Gerry Vaillancourt

**2010-2011 SEASON SERIES (1-1) BOSTON VS. NEW ORLEANS**

PLAYER	G-GS	MIN	FG-FGA	PCT	3FG-FGA	PCT	FT-FTA	PCT	OFF	DEF	TOT	AST	PF-DD	STL	TO	BLK	PTS	AVG	HI
Allen	2-2	84	14-26	.538	4-8	.500	6-6	1.000	3	7	10	6	4-0	5	4	0	38	19.0	20
Davis	2-1	65	12-25	.480	0-1	.000	4-6	.667	3	9	12	1	5-0	1	2	1	28	14.0	20
Green (TOT)	5-4	181	26-56	.464	7-20	.350	8-10	.800	3	28	31	3	13-0	0	7	3	67	13.4	19
Green (BOS)	1-0	20	5-7	.714	0-0	---	0-0	---	0	2	2	1	3-0	0	0	0	10	10.0	10
Garnett	1-1	36	6-13	.462	0-0	---	0-0	---	1	8	9	3	4-0	0	1	1	12	12.0	12
Robinson	1-1	38	5-10	.500	1-4	.250	0-2	.000	0	6	6	3	4-0	2	1	0	11	11.0	11
Pierce	2-2	70	6-19	.316	1-10	.100	8-8	1.000	0	11	11	9	4-0	3	9	1	21	10.5	12
Daniels	1-1	15	4-6	.667	0-0	---	2-2	1.000	1	2	3	4	0-0	2	1	2	10	10.0	10
S. O'Neal	1-1	15	4-5	.800	0-0	---	2-2	.667	0	1	1	0	4-0	0	3	1	10	10.0	10
Rondo	1-1	29	4-8	.500	0-0	---	1-2	.500	0	1	1	5	2-0	1	0	0	9	9.0	9
D. West	1-0	19	4-5	.800	0-0	---	1-1	1.000	1	0	1	5	1-0	0	2	1	9	9.0	9
J. O'Neal	1-0	33	3-9	.333	0-1	.000	2-4	.500	2	4	6	1	1-0	0	3	8	8.0	8	
Arroyo (TOT)	2-2	39	3-10	.300	1-2	.500	0-1	.000	2	1	3	6	4-0	0	1	0	7	3.5	7
Krstic (TOT)	4-4	78	5-16	.313	0-0	---	3-6	.500	4	14	18	1	8-0	2	6	0	13	3.3	6
Krstic (BOS)	1-1	27	0-2	.000	0-0	---	0-0	---	2	2	4	1	4-0	1	3	0	0	0.0	0
Harangody	1-0	13	1-5	.200	0-1	.000	0-0	---	1	3	4	0	3-0	0	0	2	2.0	2	
Murphy (TOT)	1-0	16	1-4	.250	0-0	---	0-0	---	1	6	7	0	1-0	1	0	0	2	2.0	2
Wafer	1-0	6	1-4	.250	0-1	.000	0-0	---	2	1	3	0	0-0	1	0	0	2	2.0	2
Bradley	1-0	0	0-0	---	0-0	---	0-0	---	0	0	0	0	0-0	0	0	0	0	0.0	0
<b>CELTICS</b>	<b>2</b>	<b>480</b>	<b>69-144</b>	<b>.479</b>	<b>6-26</b>	<b>.231</b>	<b>26-34</b>	<b>.765</b>	<b>16</b>	<b>57</b>	<b>73</b>	<b>39</b>	<b>39-0</b>	<b>14</b>	<b>30</b>	<b>10</b>	<b>170</b>	<b>85.0</b>	<b>89</b>
<b>HORNETS</b>	<b>2</b>	<b>480</b>	<b>66-149</b>	<b>.443</b>	<b>12-30</b>	<b>.400</b>	<b>24-39</b>	<b>.615</b>	<b>21</b>	<b>52</b>	<b>73</b>	<b>42</b>	<b>33-0</b>	<b>18</b>	<b>25</b>	<b>11</b>	<b>168</b>	<b>84.0</b>	<b>85</b>

**2010-2011 SEASON SERIES (1-1) NEW ORLEANS VS. BOSTON**

PLAYER	G-GS	MIN	FG-FGA	PCT	3FG-FGA	PCT	FT-FTA	PCT	OFF	DEF	TOT	AST	PF-DD	STL	TO	BLK	PTS	AVG	HI
West	2-2	86	22-40	.550	0-0	---	7-11	.636	2	11	13	4	2-0	3	3	51	25.5	32	
Belinelli	2-2	67	12-22	.545	7-11	.636	2-2	1.000	1	3	4	3	6-0	3	2	1	33	16.5	23
Okafor	2-2	85	13-21	.619	0-0	---	2-9	.222	12	12	24	2	6-0	0	4	4	28	14.0	18
Paul	2-2	79	7-24	.292	1-7	.143	9-9	1.000	2	10	12	26	5-0	7	7	0	24	12.0	20
Ariza	2-2	75	6-17	.353	3-9	.333	2-6	.333	2	8	10	5	4-0	5	2	0	17	8.5	10
Landry (TOT)	3-0	48	8-11	.727	0-0	---	8-10	.800	1	5	6	4	10-2	2	6	2	24	8.0	17
Landry (NO)	1-0	10	2-3	.667	0-0	---	0-0	---	0	1	1	0	1-0	0	0	1	4	4.0	4
Green	2-0	30	1-9	.111	1-2	.500	2-2	1.000	0	1	1	0	3-0	0	0	0	5	2.5	5
Smith	1-0	9	1-3	.333	0-0	---	0-0	---	1	0	1	0	0-0	0	1	2	2	2.0	2
Thornton	1-0	12	1-5	.200	0-1	.000	0-0	---	0	1	1	0	2-0	0	0	0	2	2.0	2
Thornton	1-0	9	1-3	.333	0-0	---	0-0	---	0	1	1	1	0-0	0	1	0	2	2.0	2
Jack (TOT)	2-0	17	1-5	.200	0-0	---	0-0	---	0	3	3	1	2-0	0	2	0	2	1.0	2
Jack (NO)	2-0	17	1-5	.200	0-0	---	0-0	---	0	3	3	1	2-0	0	2	0	2	1.0	2
Gray	1-0	0	0-0	---	0-0	---	0-0	---	0	1	1	0	0-0	0	0	0	0	0.0	0
Mbenga	1-0	3	0-0	---	0-0	---	0-0	---	0	1	1	0	0-0	0	0	0	0	0.0	0
Pondexter	2-0	9	0-0	---	0-0	---	0-0	---	1	0	1	1	2-0	0	1	0	0	0.0	0
<b>HORNETS</b>	<b>2</b>	<b>480</b>	<b>66-149</b>	<b>.443</b>	<b>12-30</b>	<b>.400</b>	<b>24-39</b>	<b>.615</b>	<b>21</b>	<b>52</b>	<b>73</b>	<b>42</b>	<b>33-0</b>	<b>18</b>	<b>25</b>	<b>11</b>	<b>168</b>	<b>84.0</b>	<b>85</b>
<b>CELTICS</b>	<b>2</b>	<b>480</b>	<b>69-144</b>	<b>.479</b>	<b>6-26</b>	<b>.231</b>	<b>26-34</b>	<b>.765</b>	<b>16</b>	<b>57</b>	<b>73</b>	<b>39</b>	<b>39-0</b>	<b>14</b>	<b>30</b>	<b>10</b>	<b>170</b>	<b>85.0</b>	<b>89</b>



## CELTICS VS. HORNETS GAME-BY-GAME RESULTS

Date	H/A	W/L	Celtics	Opp	Date	H/A	W/L	Celtics	Opp
11/23/88	H	W	114	109	12/7/05	A	W	101	87
1/6/89	H	W	115	92	1/23/06	H	W	91	78
2/1/89	A	W	107	94	11/1/06	H	L	87	91
2/28/89	A	W	112	87	3/19/07	A	L	88	106
4/17/89	A	W	113	108	3/22/08	A	L	106	113
4/23/89	H	W	120	110	3/28/08	H	W	112	92
12/5/89	A	W	114	101	12/12/08	H	W	94	82
2/7/90	H	W	146	125	2/11/09	A	W	89	77
11/14/90	H	W	135	126	11/1/09	H	W	97	87
12/20/90	A	W	115	96	2/10/10	A	L	85	93
2/1/91	A	L	91	92	12/31/10	H	L	81	83
2/6/91	H	W	133	117	3/19/11	A	W	89	85
11/1/91	H	W	111	108					
11/16/91	A	L	109	118					
2/21/92	H	W	113	110					
4/12/92	A	W	128	102					
11/11/92	A	W	109	99					
11/27/92	H	W	111	102					
1/5/93	A	W	107	103					
3/14/93	H	L	93	96					
11/12/93	H	L	107	110					
12/23/93	A	L	100	118					
3/14/94*	A	L	101	107					
4/21/94	H	L	89	95					
11/23/94	H	W	98	91					
1/7/95	A	L	98	106					
2/2/95	H	L	93	100					
4/10/95	A	L	95	119					
11/22/95	A	W	129	124					
11/26/95	H	L	109	111					
12/21/95	A	L	97	107					
2/28/96*	H	W	121	116					
12/22/96	H	L	98	102					
3/6/97*	A	L	121	122					
4/9/97	A	L	111	136					
4/16/97	H	L	102	108					
12/23/97	H	W	102	96					
1/30/98	H	L	95	97					
2/3/98	A	L	89	93					
3/9/99	A	L	87	105					
3/30/99	A	W	109	99					
5/5/99**	H	L	129	133					
11/5/99	H	W	103	100					
1/22/00	A	L	96	110					
4/4/00	A	L	105	112					
4/16/00	H	L	102	105					
12/16/00	A	L	87	99					
3/4/01	H	L	97	116					
4/1/01	A	L	79	80					
4/18/01	H	L	92	97					
12/15/01	A	W	106	97					
2/5/02	A	W	82	79					
3/1/02	H	L	87	100					
12/1/02	H	W	95	86					
1/8/03	A	W	93	83					
2/3/03	A	L	96	103					
3/12/03	H	W	93	65					
11/1/03	A	L	90	97					
11/19/03	H	L	73	81					
12/31/03	H	L	94	96					
4/9/04	A	L	80	89					
1/3/05	H	W	108	90					
3/19/05	A	W	113	100					

\* Overtime  
\*\* Double-overtime

**HORNETS:** Charlotte Hornets 1988-2002; New Orleans Hornets 2002-2004; New Orleans/Oklahoma City Hornets 2005-2007; New Orleans Hornets 2007-present.

## ALL-TIME SERIES

Boston leads 42-33 (Celtics are 20-17 at home)

**CURRENT STREAK:** One Celtics win

**LARGEST CELTICS WIN:** 26 points; 128-102 on 04/12/92 @ New Orleans (Charlotte, NC)

**LARGEST HORNETS WIN:** 25 points; 136-111 on 04/09/97 @ New Orleans (Charlotte, NC)



**NEW YORK KNICKS**

Madison Square Garden (19,763)  
Two Pennsylvania Plaza, New York, NY 10121  
212-465-6471 • fax 212-465-6498

**2010-11 RESULTS**

Boston won 4-0 (Celtics were 2-0 at TD Garden)  
10/29/10 New York 101 @ Boston 105  
12/15/10 Boston 118 @ New York 116  
03/21/11 Boston 96 @ New York 86  
04/13/11 New York 102 @ Boston 112

**2011-12 MATCHUPS**

12/25/11 Boston at New York  
02/03/12 New York at Boston  
03/04/12 New York at Boston  
04/17/12 Boston at New York

**DIRECTORY**

**HEAD COACH:** ..... Mike D'Antoni  
**ASSISTANT COACHES:** ..... Mike Woodson, Phil Weber, Dan D'Antoni, Herb Williams, Greg Brittenham, Kenny Atkinson  
**ATHLETIC TRAINER:** ..... Roger Hinds  
**PUBLIC AND MEDIA RELATIONS:** ..... Jonathan Supranowitz, Alyson Furch, Sammy Steinlight, Gregg Schwartz, Dennis D'Agostino  
**CABLE TELEVISION:** ..... MSG Network. Broadcasters: Mike Green, Walt Frazier  
**RADIO:** ..... ESPN Radio (1050AM). Broadcasters: Spero Dedes, John Andariese  
**SPANISH RADIO:** ..... WADO (1280AM). Broadcasters: Alfredo Bejar, Juan Antonio Cains, Clemson Smith-Muniz

**2010-2011 SEASON SERIES (4-0) BOSTON VS. NEW YORK**

PLAYER	G-GS	MIN	FG-FGA	PCT	3FG-FGA	PCT	FT-FTA	PCT	OFF	DEF	TOT	AST	PF-DD	STL	TO	BLK	PIS	AVG	HI
Pierce	3-3	115	27-51	.529	7-12	.583	17-19	.895	2	28	30	11	13-0	2	4	0	78	26.0	32
Garnett	3-3	98	30-48	.625	0-0	---	8-8	1.000	7	27	34	4	8-1	8	6	1	68	22.7	24
Bradley	1-0	27	10-16	.625	0-2	.000	0-0	---	0	3	3	2	1-0	2	2	0	20	20.0	20
Pavlovic (TOT)	1-0	35	7-10	.700	4-5	.800	1-3	.333	0	2	2	0	3-0	1	2	0	19	19.0	19
Pavlovic (BOS)	1-0	35	7-10	.700	4-5	.800	1-3	.333	0	2	2	0	3-0	1	2	0	19	19.0	19
Allen	3-3	119	19-46	.413	5-14	.357	10-10	1.000	2	12	14	3	9-0	3	4	0	53	17.7	26
Davis	4-1	108	22-44	.500	0-0	---	8-9	.889	8	20	28	5	16-1	3	2	0	52	13.0	17
Rondo	3-3	122	15-37	.405	0-5	.000	3-9	.333	8	10	18	50	4-0	4	16	0	35	11.0	13
Krstic (TOT)	3-3	73	14-22	.636	0-0	---	4-6	.667	7	9	16	1	11-0	3	0	1	32	10.7	13
Krstic (BOS)	2-2	51	8-13	.615	0-0	---	4-6	.667	4	6	10	1	8-0	0	1	0	20	10.0	13
Green (TOT)	4-3	120	17-49	.347	2-9	.222	6-7	.857	9	14	23	5	10-3	6	2	42	10.5	14	
Green (BOS)	2-1	52	8-19	.421	0-2	.000	5-6	.833	2	9	11	3	6-0	3	3	0	21	10.5	14
S. O'Neal	1-1	23	5-7	.714	0-0	---	0-0	---	3	4	7	0	3-0	0	1	0	10	10.0	10
Robinson	2-0	43	4-11	.364	1-6	.167	4-4	1.000	0	3	3	3	2-0	0	1	0	13	6.5	9
Erden	1-1	16	3-4	.750	0-0	---	0-0	---	1	2	3	1	3-0	1	0	1	6	6.0	6
Wafer	3-1	42	6-14	.429	2-7	.286	0-0	---	0	6	6	5	2-0	1	4	0	14	4.7	14
Arroyo (TOT)	5-3	92	7-15	.467	4-5	.800	2-3	.667	1	7	8	8	3-0	2	6	0	20	4.0	11
Arroyo (BOS)	2-1	33	2-5	.400	1-1	1.000	1-2	.500	0	3	3	4	1-0	1	4	0	6	3.0	6
Daniels	2-0	35	4-9	.444	0-0	---	0-0	---	2	1	3	0	1-0	1	2	1	8	4.0	4
Murphy (TOT)	3-0	46	4-10	.400	1-5	.200	0-0	---	0	10	10	3	7-0	2	3	0	9	3.0	9
Murphy (BOS)	2-0	29	4-6	.667	1-2	.500	0-0	---	0	5	5	1	4-0	2	1	0	9	4.5	9
D. West	1-0	14	0-2	.000	0-1	.000	1-2	.500	1	0	1	2	0-0	1	1	0	1	1.0	1
<b>CELTICS</b>	<b>4</b>	<b>960</b>	<b>174-342</b>	<b>.509</b>	<b>21-57</b>	<b>.368</b>	<b>62-78</b>	<b>.795</b>	<b>40</b>	<b>141</b>	<b>181</b>	<b>95</b>	<b>84-2</b>	<b>33</b>	<b>56</b>	<b>4</b>	<b>431</b>	<b>107.8</b>	<b>118</b>
<b>KNICKERBOCKERS</b>	<b>4</b>	<b>960</b>	<b>149-325</b>	<b>.458</b>	<b>32-95</b>	<b>.337</b>	<b>75-99</b>	<b>.758</b>	<b>39</b>	<b>109</b>	<b>148</b>	<b>85</b>	<b>77-0</b>	<b>27</b>	<b>56</b>	<b>25</b>	<b>405</b>	<b>101.3</b>	<b>116</b>

**2010-2011 SEASON SERIES (0-4) NEW YORK VS. BOSTON**

PLAYER	G-GS	MIN	FG-FGA	PCT	3FG-FGA	PCT	FT-FTA	PCT	OFF	DEF	TOT	AST	PF-DD	STL	TO	BLK	PIS	AVG	HI
Stoudemire	4-4	134	36-69	.522	2-3	.667	22-31	.710	9	24	33	6	13-0	2	11	7	96	24.0	39
Anthony (NY)	1-1	37	7-17	.412	1-2	.500	7-8	.875	1	4	5	3	5-0	1	2	0	22	22.0	22
Felton	2-2	82	14-30	.467	5-11	.455	10-11	.909	0	1	1	20	3-0	3	7	0	43	21.5	26
Chandler	2-1	77	17-37	.459	3-14	.214	0-0	---	4	14	18	1	6-0	4	3	6	37	18.5	19
Billups (NY)	1-1	35	6-15	.400	4-9	.444	5-5	1.000	0	3	3	3	3-0	1	5	0	21	21.0	21
Gallinari	2-2	54	8-20	.400	1-6	.167	5-8	.625	1	5	6	4	6-0	0	2	0	22	11.0	20
Fields	4-4	135	14-33	.424	5-12	.417	4-5	.800	5	24	29	7	6-0	3	4	0	37	9.3	16
Carter (NY)	1-0	20	3-4	.750	1-2	.500	2-2	1.000	0	1	1	6	1-0	1	3	1	9	9.0	9
Walker	2-1	41	5-10	.500	1-5	.200	5-6	.833	1	4	5	4	3-0	0	0	0	16	8.0	12
Douglas	4-1	92	10-28	.357	5-17	.294	5-7	.714	2	5	7	13	6-0	4	6	0	30	7.5	12
Turiah	4-2	69	11-15	.733	0-0	---	3-6	.500	3	5	8	6	6-0	1	0	6	25	6.3	11
She. Williams (NY)	1-0	10	2-4	.500	0-0	---	2-2	1.000	0	1	1	0	0-0	0	0	0	6	6.0	6
Mason	3-0	48	5-13	.385	3-7	.429	1-1	1.000	1	7	8	7	5-0	0	1	0	14	4.7	8
Brown (NY)	1-0	22	3-7	.429	1-2	.500	0-0	---	6	1	7	2	4-0	3	5	1	7	7.0	7
Sha. Williams	3-0	55	5-14	.357	0-4	.000	1-1	1.000	1	6	7	3	7-0	2	5	2	11	3.7	9
Mozgov	1-1	17	1-3	.333	0-0	---	1-2	.500	1	1	2	0	1-0	1	2	1	3	3.0	3
Jeffries (NY)	2-0	32	2-6	.333	0-1	.000	2-4	.500	4	3	7	0	2-0	1	0	1	6	3.0	5
<b>KNICKERBOCKERS</b>	<b>4</b>	<b>960</b>	<b>149-325</b>	<b>.458</b>	<b>32-95</b>	<b>.337</b>	<b>75-99</b>	<b>.758</b>	<b>39</b>	<b>109</b>	<b>148</b>	<b>85</b>	<b>77-0</b>	<b>27</b>	<b>56</b>	<b>25</b>	<b>405</b>	<b>101.3</b>	<b>116</b>
<b>CELTICS</b>	<b>4</b>	<b>960</b>	<b>174-342</b>	<b>.509</b>	<b>21-57</b>	<b>.368</b>	<b>62-78</b>	<b>.795</b>	<b>40</b>	<b>141</b>	<b>181</b>	<b>95</b>	<b>84-2</b>	<b>33</b>	<b>56</b>	<b>4</b>	<b>431</b>	<b>107.8</b>	<b>118</b>



CELTICS VS. KNICKS GAME-BY-GAME RESULTS (SINCE 1963-64)

Table with 5 columns per game: Date, H/A, W/L, Celtics, Opp. It lists game results from 11/15/63 to 10/26/71, including scores and home/away status.

\* Overtime
\*\* Double-overtime

ALL-TIME SERIES

Boston leads 273-170 (Celtics are 148-59 at home)

CURRENT STREAK: Four Celtics Wins

LARGEST CELTICS WIN: 45 points; 104-59 on 11/29/07 @ Boston

LARGEST KNICKS WIN: 57 points; 126-89 on 10/28/70 @ Boston



**OKLAHOMA CITY THUNDER**

Chesapeake Energy Arena (18,203)  
 Leadership Square, 211 North Robinson, Suite 300  
 Oklahoma City, OK 73102  
 405-208-4800

**2010-11 RESULTS**

Series tied 1-1 (Celtics were 0-1 at TD Garden)  
 11/07/10 Boston 92 @ Oklahoma City 83  
 11/19/10 Oklahoma City 89 @ Boston 84

**2011-12 MATCHUPS**

01/16/12 Oklahoma City at Boston  
 02/22/12 Boston at Oklahoma City

**DIRECTORY**

**HEAD COACH:** ..... Scott Brooks  
**ASSISTANT COACHES:** ..... Maurice Cheeks, Rex Kalamian, Mark Bryant, Brian Keefe  
**ATHLETIC TRAINER:** ..... Joe Sharpe  
**PUBLIC AND MEDIA RELATIONS:** ..... Matt Tumbleson, Michael Ravina, John Read  
**BROADCAST TELEVISION:** ..... Fox Sports Oklahoma. Broadcasters: Brian Davis, Grant Long, Kelly Crull  
**RADIO:** ..... WWLS 98.1 FM/640 AM. Broadcaster: Matt Pinto  
**SPANISH RADIO:** ..... WKY 930AM. Broadcaster: Eleno Ornales

**2010-2011 SEASON SERIES (1-1) BOSTON VS. OKLAHOMA CITY**

PLAYER	G-GS	MIN	FG-FGA	PCT	3FG-FGA	PCT	FT-FTA	PCT	OFF	DEF	TOT	AST	PF-DQ	STL	TO	BLK	PTS	AVG	HI
Pierce	2-2	69	13-27	.481	0-2	.000	5-7	.714	0	8	8	3	5-0	0	4	1	31	15.5	17
Allen	2-2	75	11-25	.440	3-9	.333	2-2	1.000	0	9	10	2	1-0	1	3	0	27	13.5	19
Garnett	2-2	62	6-16	.375	0-1	.000	0-2	.000	0	10	10	2	6-0	4	4	2	24	12.0	16
Rondo	2-2	70	12-18	.667	0-0	---	0-2	.000	3	6	9	17	8-0	4	8	0	24	12.0	14
S. O'Neal	1-1	28	5-5	1.000	0-0	---	1-2	.500	0	6	6	1	5-0	1	2	1	11	11.0	11
Davis	2-0	52	6-17	.353	0-0	---	2-6	.333	3	6	9	4	6-0	3	1	0	14	7.0	8
D. West	1-0	17	2-5	.400	1-4	.250	2-2	1.000	0	1	1	0	0-0	0	0	0	7	7.0	7
Robinson	2-0	25	6-12	.500	1-2	.500	0-0	---	0	3	3	5	3-0	1	2	0	13	6.5	9
Erden	2-0	28	3-7	.429	0-0	---	5-7	.714	2	3	5	2	3-0	0	3	0	11	5.5	9
Murphy (TOT)	2-0	28	3-5	.600	0-2	.000	4-6	.667	1	3	4	3	3-0	0	3	0	10	5.0	6
J. O'Neal	1-1	22	1-5	.200	0-0	---	3-4	.750	2	7	9	1	2-0	1	0	2	5	5.0	5
Daniels	2-0	31	4-7	.571	0-0	---	1-3	.333	1	1	2	1	1-0	1	0	0	9	4.5	7
Harangody	1-0	0	0-0	---	0-0	---	0-0	---	0	0	0	0	1-0	0	0	0	0	0.0	0
Walter	1-0	3	0-0	---	0-0	---	0-0	---	0	0	0	0	0-0	0	0	0	0	0.0	0
<b>CELTICS</b>	<b>2</b>	<b>480</b>	<b>69-144</b>	<b>.479</b>	<b>5-18</b>	<b>.278</b>	<b>33-47</b>	<b>.702</b>	<b>11</b>	<b>60</b>	<b>71</b>	<b>42</b>	<b>41-0</b>	<b>16</b>	<b>28</b>	<b>6</b>	<b>176</b>	<b>88.0</b>	<b>92</b>
<b>THUNDER</b>	<b>2</b>	<b>480</b>	<b>60-140</b>	<b>.429</b>	<b>10-19</b>	<b>.526</b>	<b>42-49</b>	<b>.857</b>	<b>15</b>	<b>62</b>	<b>77</b>	<b>33</b>	<b>47-0</b>	<b>15</b>	<b>38</b>	<b>4</b>	<b>172</b>	<b>86.0</b>	<b>89</b>

**2010-2011 SEASON SERIES (1-1) OKLAHOMA CITY VS. BOSTON**

PLAYER	G-GS	MIN	FG-FGA	PCT	3FG-FGA	PCT	FT-FTA	PCT	OFF	DEF	TOT	AST	PF-DQ	STL	TO	BLK	PTS	AVG	HI
Durant	1-1	43	11-22	.500	2-3	.667	10-11	.909	0	6	6	3	3-0	2	4	0	34	34.0	34
Westbrook	2-2	80	15-37	.405	2-5	.400	15-18	.833	3	5	8	16	8-0	6	15	2	47	23.5	31
Ibaka	2-2	73	8-18	.444	0-0	---	5-6	.833	3	15	18	0	8-0	2	2	0	21	10.5	13
Harden	2-1	57	4-10	.400	3-4	.750	7-8	.875	1	9	10	5	6-0	1	5	0	18	9.0	12
Krstic	2-2	66	7-19	.368	0-0	---	3-3	1.000	3	8	11	0	4-0	1	2	1	17	8.5	13
Mohammed (TOT)	3-1	51	10-20	.500	0-0	---	3-6	.500	5	8	13	0	10-0	3	3	3	23	7.7	14
Maynor	2-0	26	7-12	.583	1-2	.500	0-0	---	0	0	0	3	2-0	1	2	0	15	7.5	9
Ivey	1-0	16	2-3	.667	2-2	1.000	0-0	---	0	2	2	1	3-0	0	1	0	6	6.0	6
White	1-0	12	3-5	.600	0-0	---	0-0	---	1	4	5	0	3-0	0	1	1	6	6.0	6
Sefolosha	2-2	59	2-8	.250	0-1	.000	2-2	1.000	2	8	10	2	5-0	1	2	0	6	3.0	6
Collison	1-0	23	1-3	.333	0-0	---	0-1	.000	1	2	3	3	2-0	2	0	2	2	2.0	2
Aldrich	1-0	14	0-1	.000	0-0	---	0-0	---	1	3	4	0	2-0	1	0	0	0	0.0	0
Cook	1-0	5	0-2	.000	0-0	---	0-0	---	0	0	0	0	0-0	0	0	0	0	0.0	0
Peterson	1-0	5	0-0	---	0-0	---	0-0	---	0	0	0	0	1-0	0	0	0	0	0.0	0
<b>THUNDER</b>	<b>2</b>	<b>480</b>	<b>60-140</b>	<b>.429</b>	<b>10-19</b>	<b>.526</b>	<b>42-49</b>	<b>.857</b>	<b>15</b>	<b>62</b>	<b>77</b>	<b>33</b>	<b>47-0</b>	<b>15</b>	<b>38</b>	<b>4</b>	<b>172</b>	<b>86.0</b>	<b>89</b>
<b>CELTICS</b>	<b>2</b>	<b>480</b>	<b>69-144</b>	<b>.479</b>	<b>5-18</b>	<b>.278</b>	<b>33-47</b>	<b>.702</b>	<b>11</b>	<b>60</b>	<b>71</b>	<b>42</b>	<b>41-0</b>	<b>16</b>	<b>28</b>	<b>6</b>	<b>176</b>	<b>88.0</b>	<b>92</b>



## CELTICS VS. THUNDER GAME-BY-GAME RESULTS

Date	H/A	W/L	Celtics	Opp	Date	H/A	W/L	Celtics	Opp
11/14/67	N	W	114	111	3/9/83	H	L	106	112
11/23/67	N	L	106	133	2/17/84	A	W	111	100
12/19/67	A	W	118	114	3/4/84	H	W	117	93
1/5/68	A	W	128	121	1/23/85	H	L	97	107
1/10/68	H	W	123	110	2/14/85	A	W	110	94
2/24/68	N	W	141	137	2/2/86	H	W	114	101
3/11/68	A	W	119	112	2/13/86	A	W	107	98
11/8/68	H	L	112	114	12/30/86	A	W	104	102
11/20/68	A	W	132	92	3/20/87	H	W	112	108
1/6/69	A	W	121	97	11/27/87	H	W	117	112
1/18/69	H	W	111	97	12/30/87	A	L	105	111
1/29/69*	N	L	122	124	2/5/89	H	L	87	89
2/23/69	A	L	116	118	2/21/89	A	L	91	96
11/23/69	A	W	125	116	12/13/89	H	W	109	97
12/26/69	A	W	122	112	12/29/89	A	W	96	89
1/13/70	N	W	111	102	12/3/90	H	W	135	102
2/6/70	H	W	127	117	2/12/91	A	W	114	111
2/20/70	A	W	127	125	12/13/91	H	W	117	97
3/20/70	H	L	119	123	12/27/91	A	W	110	87
10/17/70	A	L	114	126	12/11/92	H	L	90	100
11/6/70	H	W	116	104	12/29/92	A	L	87	111
12/9/70	H	W	136	121	2/2/94	H	L	84	97
12/26/70	A	L	117	124	2/25/94	A	L	102	115
1/6/71	H	W	137	112	11/16/94	H	W	120	93
11/13/71	A	L	112	116	3/14/95	A	L	93	113
12/15/71	H	W	112	100	12/29/95	A	L	85	124
1/9/72	A	L	119	125	3/1/96	H	L	96	106
2/6/72	H	W	128	123	11/22/96	H	L	91	118
2/16/72	A	L	112	113	2/17/97	A	L	108	113
11/29/72	H	W	120	98	1/9/98	H	L	92	111
12/17/72	A	W	123	98	2/20/98	A	W	106	96
1/19/73	H	W	124	104	1/21/00	H	W	111	86
2/18/73	A	W	106	105	2/19/00	A	L	91	94
11/14/73	H	W	120	107	2/15/01	A	W	108	88
12/23/73	A	W	96	95	2/26/01	H	W	85	82
1/23/74	H	L	97	98	11/9/01	H	W	104	94
2/13/74	A	L	100	118	2/16/02	A	L	79	99
11/27/74	H	W	104	99	2/5/03	H	W	114	74
12/29/74	A	W	121	101	2/11/03	A	W	82	76
2/19/75	A	L	95	121	12/10/03	H	W	126	112
3/2/75	H	L	97	104	2/22/04	A	L	87	108
11/26/75	H	L	109	110	11/21/04	H	W	102	83
1/21/76	A	W	108	98	12/11/04	A	W	98	84
2/18/76	A	L	99	124	11/16/05	H	L	100	113
2/27/76	H	W	122	118	12/26/05	A	L	111	118
12/1/76	H	W	107	103	12/31/06	A	L	95	101
1/5/77	A	L	93	94	3/9/07	H	W	118	103
2/25/77	A	W	112	92	12/27/07	A	W	104	96
3/9/77	H	L	86	114	3/12/08	H	W	111	82
12/2/77	H	L	89	111	11/5/08	A	W	96	83
12/22/77	A	L	99	132	3/29/09	H	W	103	84
1/22/78	H	L	92	103	12/4/09	A	W	105	87
3/26/78	A	L	101	112	3/31/10	H	L	104	109
12/1/78	H	W	87	80	11/7/10	A	W	92	83
1/3/79	A	L	116	123	11/19/10	H	L	84	89
2/7/79	H	W	107	100					
3/22/79	A	L	110	112					
1/20/80**	H	L	106	108					
2/17/80	A	L	108	109					
1/25/81	H	W	115	106					
2/10/81*	A	L	107	108					
1/22/82	H	L	106	118					
2/21/82	A	L	100	103					
2/16/83	A	W	108	100					

\* Overtime  
\*\* Double-overtime

**THUNDER:** Seattle Supersonics 1967-2008; Oklahoma City 2008-present.

## ALL-TIME SERIES

Boston leads 67-52 (Celtics are 34-21 at home)

**CURRENT STREAK:** One Thunder win

**LARGEST CELTICS WIN:** 47 points; 139-92 on 11/20/68 @ Seattle

**LARGEST THUNDER WIN:** 39 points; 124-85 on 12/29/95 @ Seattle



**ORLANDO MAGIC**

Amway Center (18,500)  
8701 Maitland Summit Boulevard, Orlando, FL 32810  
407-916-2400 • fax 407-916-2830

**2010-11 RESULTS**

Boston won series 2-1 (Celtics were 2-0 at TD Garden)  
12/25/10 Boston 78 @ Orlando 86  
01/17/11 Orlando 106 @ Boston 109  
02/06/11 Orlando 80 @ Boston 91

**2011-12 MATCHUPS**

01/23/12 Orlando at Boston  
01/26/12 Boston at Orlando  
04/18/12 Orlando at Boston

**DIRECTORY**

**HEAD COACH:** ..... Stan Van Gundy  
**ASSISTANT COACHES:** ..... Brendan Malone, Patrick Ewing, Steve Clifford, Bob Beyer, Ahmad Ajami  
**ATHLETIC TRAINER:** ..... Keon Weise  
**PUBLIC AND MEDIA RELATIONS:** ..... Joel Glass, George Galante, Trish Wingerson, Melanie Curtsinger, Elizabeth Brett  
**BROADCAST TELEVISION:** ..... Fox Sports Florida, Sun Sports. Broadcasters: David Steele, Matt Guokas  
**RADIO:** ..... WDBO (FM 96.5, 580 AM). Broadcasters: Dennis Neumann, Richie Adubato  
**SPANISH RADIO:** ..... WRLL (AM 1270). Broadcaster: Joey Colon

**2010-2011 SEASON SERIES (2-1) BOSTON VS. ORLANDO**

PLAYER	G-GS	MIN	FG-FGA	PCT	3FG-FGA	PCT	FT-FTA	PCT	OFF	DEF	TOT	AST	PF-DQ	STL	TO	BLK	PTS	AVG	HI
Garnett	3-3	98	22-35	.629	0-0	---	13-16	.813	4	18	22	6	9-0	6	8	1	57	19.0	22
Rondo	2-2	74	14-21	.667	1-2	.500	7-9	.778	2	3	5	19	4-0	4	7	0	36	18.0	26
Pierce	3-3	120	15-32	.469	2-8	.250	18-21	.857	0	17	17	14	8-0	3	9	3	50	16.7	18
Krstic (TOT)	1-1	23	6-10	.600	0-0	---	4-4	1.000	7	4	11	0	3-0	0	1	0	16	16.0	16
Allen	3-3	117	15-33	.455	6-13	.462	10-12	.833	1	12	13	7	6-0	2	2	0	46	15.3	26
Davis	3-0	94	15-31	.484	0-0	---	12-14	.857	7	11	18	4	7-0	4	3	2	42	14.0	16
Green (TOT)	1-1	37	4-10	.400	3-5	.600	1-2	.500	0	6	6	3	3-0	0	2	0	12	12.0	12
Arroyo (TOT)	2-2	47	7-14	.500	1-2	.500	1-1	1.000	0	8	8	9	1-0	1	0	0	16	8.0	9
S. O'Neal	2-2	38	6-10	.600	0-0	---	2-2	1.000	0	3	3	1	11-1	2	4	3	14	7.0	12
Robinson	3-1	65	5-26	.192	1-12	.083	5-5	1.000	0	6	6	6	7-0	3	3	0	16	5.3	7
Harangody	1-0	8	1-3	.333	0-0	---	1-2	.500	1	0	1	0	3-0	0	0	0	3	3.0	3
Murphy (TOT)	3-1	52	4-16	.250	1-4	.250	0-0	---	3	10	13	3	4-0	2	1	0	9	3.0	5
Daniels	3-0	40	4-11	.364	0-1	.000	0-0	---	0	7	7	1	4-0	0	1	1	8	2.7	6
Erden	1-0	4	1-1	1.000	0-0	---	0-0	---	0	0	0	0	0-0	0	0	1	2	2.0	2
J. O'Neal	1-0	10	1-4	.250	0-0	---	0-0	---	0	2	2	0	4-0	0	0	0	2	2.0	2
Wafer	1-0	13	1-2	.500	0-0	---	0-0	---	0	2	2	0	2-0	0	0	0	2	2.0	2
Bradley	1-0	5	0-0	---	0-0	---	0-0	---	0	1	1	0	2-0	0	0	0	0	0.0	0
Pavlovic (TOT)	1-0	5	0-0	---	0-0	---	0-0	---	0	0	0	1	2-0	0	0	0	0	0.0	0
Petkins	1-1	33	0-5	.000	0-0	---	0-0	---	1	12	13	3	3-0	1	0	2	0	0.0	0
<b>CELTICS</b>	<b>3</b>	<b>720</b>	<b>100-214</b>	<b>.467</b>	<b>10-36</b>	<b>.278</b>	<b>68-81</b>	<b>.840</b>	<b>16</b>	<b>94</b>	<b>110</b>	<b>61</b>	<b>70-1</b>	<b>25</b>	<b>42</b>	<b>13</b>	<b>278</b>	<b>92.7</b>	<b>109</b>
<b>MAGIC</b>	<b>3</b>	<b>720</b>	<b>94-238</b>	<b>.395</b>	<b>25-80</b>	<b>.313</b>	<b>59-81</b>	<b>.728</b>	<b>37</b>	<b>88</b>	<b>125</b>	<b>48</b>	<b>65-0</b>	<b>16</b>	<b>42</b>	<b>12</b>	<b>272</b>	<b>90.7</b>	<b>106</b>

**2010-2011 SEASON SERIES (1-2) ORLANDO VS. BOSTON**

PLAYER	G-GS	MIN	FG-FGA	PCT	3FG-FGA	PCT	FT-FTA	PCT	OFF	DEF	TOT	AST	PF-DQ	STL	TO	BLK	PTS	AVG	HI
Howard	3-3	121	21-43	.488	0-0	---	25-38	.658	9	28	37	5	11-0	6	8	5	67	22.3	33
Bass	2-2	60	12-22	.545	0-0	---	10-11	.909	4	8	12	3	6-0	1	1	1	34	17.0	21
Anderson	3-1	86	12-27	.444	6-14	.429	8-10	.800	14	10	24	2	9-0	0	2	3	38	12.7	16
Nelson	3-3	90	11-26	.423	4-12	.333	5-6	.833	1	4	5	11	8-0	1	11	0	31	10.3	12
Turkoglu (TOT)	3-3	93	11-31	.355	6-17	.353	3-4	.750	1	9	10	16	11-0	0	3	2	31	10.3	16
Turkoglu (ORL)	3-3	93	11-31	.355	6-17	.353	3-4	.750	1	9	10	16	11-0	0	3	2	31	10.3	16
J. Richardson (T)	3-3	104	11-33	.333	5-16	.313	2-4	.500	1	8	9	2	5-0	2	4	0	29	9.7	14
J. Richardson (OR)	3-3	104	11-33	.333	5-16	.313	2-4	.500	1	8	9	2	5-0	2	4	0	29	9.7	14
Clark (TOT)	1-0	16	4-10	.400	0-0	---	0-0	---	2	4	6	0	3-0	0	1	0	8	8.0	8
Clark (ORL)	1-0	16	4-10	.400	0-0	---	0-0	---	2	4	6	0	3-0	0	1	0	8	8.0	8
Redick	3-0	73	8-21	.381	2-10	.200	4-4	1.000	1	6	7	2	1-0	2	3	0	22	7.3	11
Arenas (TOT)	4-1	86	7-33	.212	4-15	.267	3-6	.500	3	9	12	8	12-0	6	11	1	21	5.3	9
Arenas (ORL)	3-0	55	4-22	.182	2-8	.250	2-4	.500	2	7	9	7	8-0	3	7	1	12	4.0	7
Allen	1-0	3	0-0	---	0-0	---	0-0	---	1	0	1	0	0-0	0	0	0	0	0.0	0
Duhon	1-0	4	0-0	---	0-0	---	0-0	---	0	0	0	0	0-0	0	0	0	0	0.0	0
Q. Richardson	1-0	13	0-3	.000	0-3	.000	0-0	---	1	4	5	0	3-0	1	0	0	0	0.0	0
<b>MAGIC</b>	<b>3</b>	<b>720</b>	<b>94-238</b>	<b>.395</b>	<b>25-80</b>	<b>.313</b>	<b>59-81</b>	<b>.728</b>	<b>37</b>	<b>88</b>	<b>125</b>	<b>48</b>	<b>65-0</b>	<b>16</b>	<b>42</b>	<b>12</b>	<b>272</b>	<b>90.7</b>	<b>106</b>
<b>CELTICS</b>	<b>3</b>	<b>720</b>	<b>100-214</b>	<b>.467</b>	<b>10-36</b>	<b>.278</b>	<b>68-81</b>	<b>.840</b>	<b>16</b>	<b>94</b>	<b>110</b>	<b>61</b>	<b>70-1</b>	<b>25</b>	<b>42</b>	<b>13</b>	<b>278</b>	<b>92.7</b>	<b>109</b>



## CELTICS VS. MAGIC GAME-BY-GAME RESULTS

Date	H/A	W/L	Celtics	Opp	Date	H/A	W/L	Celtics	Opp
1/17/90	A	W	133	111	11/28/05	H	L	83	87
3/16/90	A	W	130	127	2/4/06	A	L	91	100
4/01/90	H	W	133	125	2/12/06	H	W	102	94
4/18/90	H	W	133	112	3/17/06	A	L	77	84
1/30/91	H	W	144	102	11/13/06	H	L	89	92
4/6/91	A	L	98	102	1/7/07	A	L	79	87
11/27/91	H	W	101	92	3/28/07**	H	W	105	96
12/17/91	A	W	105	98	4/15/07	A	L	86	88
1/22/92	H	W	107	95	11/18/07	A	L	102	104
3/4/92	H	W	125	100	12/23/07	H	W	103	91
3/8/92	A	W	111	93	1/27/08	A	L	93	96
12/8/92	A	W	117	102	12/1/08	H	W	107	88
1/15/93	H	L	94	113	1/22/09	A	W	90	80
1/29/93*	A	W	116	105	3/8/09	H	L	79	86
4/18/93	A	L	79	88	3/25/09	A	L	82	84
4/21/93	H	W	126	98	11/20/09	H	L	78	83
11/19/93	H	W	115	106	12/25/09	A	W	86	77
12/10/93	A	L	102	117	1/28/10	A	L	94	96
2/15/94	A	L	92	102	2/7/10	H	L	89	96
4/15/94*	H	W	113	110	12/25/10	A	L	78	86
11/25/94	H	W	124	118	1/17/11	H	W	109	106
1/24/95	A	L	97	110	2/6/11	H	W	91	80
2/23/95	H	W	119	117					
2/24/95	A	L	103	129					
4/13/95	H	W	119	114					
11/10/95	H	L	94	110					
1/30/96	A	L	99	104					
3/20/96	H	L	90	112					
4/4/96	A	W	100	98					
1/24/97*	H	L	117	121					
2/6/97	A	L	111	119					
3/21/97	H	L	99	104					
4/12/97	A	L	98	121					
11/2/97	H	L	96	107					
1/10/98	A	L	82	90					
4/1/98	A	W	98	87					
4/10/98*	H	W	82	80					
2/8/99	A	L	90	107					
2/24/99	H	W	111	79					
4/05/99	A	L	99	106					
1/26/00	A	L	89	111					
3/5/00	H	W	97	91					
3/28/00	A	L	87	122					
4/12/00	H	W	95	91					
11/24/00*	H	W	103	98					
12/5/00	A	L	98	101					
12/30/00	H	L	90	95					
4/4/01	A	L	101	108					
11/29/01	A	W	99	89					
1/2/02	H	W	110	94					
1/7/02	A	L	87	98					
3/6/02	H	W	130	110					
12/2/02	A	W	102	97					
12/19/02*	A	W	114	109					
12/28/02	A	L	95	101					
1/26/03	H	W	91	83					
4/12/03	A	L	86	89					
11/26/03	A	W	94	92					
1/7/04	H	W	101	93					
1/16/04*	A	L	118	124					
3/1/04	H	W	117	96					
11/29/04	A	W	117	101					
1/10/05	H	W	119	101					
2/4/05	H	W	112	100					

\* Overtime  
\*\* Double-overtime

## ALL-TIME SERIES

Boston leads 45-41 (Celtics are 31-12 at home)

**CURRENT STREAK:** Two Celtics wins

**LARGEST CELTICS WIN:** 42 points; 144-102 on 01/30/91 @ Boston

**LARGEST MAGIC WIN:** 35 points; 122-87 on 03/28/00 @ Orlando



**PHILADELPHIA 76ERS**

Wells Fargo Center (20,318)  
 3601 South Broad Street, Philadelphia, PA 19148  
 215-339-7600 • fax 215-339-7632

**2010-11 RESULTS**

Boston won 3-1 (Celtics were 2-0 at TD Garden)

- 12/09/10 Boston 102 @ Philadelphia 101
- 12/22/10 Philadelphia 80 @ Boston 84
- 03/11/11 Boston 86 @ Philadelphia 89
- 04/05/11 Philadelphia 82 @ Boston 99

**2011-12 MATCHUPS**

- 03/07/12 Boston at Philadelphia
- 03/23/12 Boston at Philadelphia
- 04/08/12 Philadelphia at Boston

**DIRECTORY**

**HEAD COACH:** ..... Doug Collins  
**ASSISTANT COACHES:** ..... Michael Curry, Brian James, Aaron McKie, Jeff Capel  
**ATHLETIC TRAINER:** ..... Kevin N. Johnson  
**PUBLIC AND MEDIA RELATIONS:** ..... Mike Preston, Sean McCloskey, Rebecca Timms, Harvey Pollack  
**CABLE TELEVISION:** ..... Comcast SportsNet. Broadcasters: Marc Zumoff, Eric Snow  
**RADIO:** ..... WIP (610AM). Broadcaster: Tom McGinnis

**2010-2011 SEASON SERIES (3-1) BOSTON VS. PHILADELPHIA**

PLAYER	G-GS	MIN	FG-FGA	PCT	3FG-FGA	PCT	FT-FTA	PCT	OFF	DEF	TOT	AST	PF-DQ	STL	TO	BLK	PTS	AVG	HI
Allen	4-4	147	22-45	.489	5-12	.417	14-17	.824	1	13	14	14	2-0	2	6	2	63	15.8	23
Rondo	3-3	114	21-40	.525	1-4	.250	4-4	1.000	1	13	14	32	4-0	6	8	0	47	15.7	19
Garnett	4-4	121	21-45	.467	0-0	---	12-12	1.000	7	15	22	10	10-0	5	6	6	54	13.5	14
Green (TOT)	4-0	48	10-23	.435	2-7	.286	4-4	1.000	2	9	11	3	5-0	1	1	5	26	13.0	18
Green (BOS)	2-0	48	10-23	.435	2-7	.286	4-4	1.000	2	9	11	3	5-0	1	1	5	26	13.0	18
S. O'Neal	1-1	27	5-8	.625	0-0	---	3-7	.429	3	6	9	1	3-0	1	2	2	15	13.0	13
Pierce	4-4	144	17-41	.415	4-10	.400	12-13	.923	1	25	26	13	16-0	3	12	2	50	12.5	18
Krstic (TOT)	3-2	87	13-29	.448	0-0	---	6-8	.750	7	18	25	0	7-0	2	2	0	32	10.7	16
Krstic (BOS)	2-1	52	10-20	.500	0-0	---	4-6	.667	7	14	21	0	4-0	1	1	0	24	12.0	16
Davis	3-0	83	12-32	.375	0-0	---	5-6	.833	1	13	14	4	11-0	1	2	3	29	9.7	16
J. O'Neal	1-1	13	4-6	.667	0-0	---	1-2	.500	1	2	3	0	1-0	0	0	1	9	9.0	9
Robinson	1-1	13	4-6	.667	0-0	---	1-2	.500	1	2	3	0	1-0	0	0	1	9	9.0	9
Arroyo (TOT)	4-2	76	10-20	.500	3-5	.600	6-6	1.000	4	3	7	5	6-0	3	2	0	29	7.3	17
Arroyo (BOS)	2-0	15	1-4	.250	0-1	.000	4-4	1.000	2	0	2	3	1-0	1	2	0	6	3.0	6
D. West	1-1	21	3-4	.750	0-0	---	0-0	---	0	0	0	1	1-0	1	2	0	6	6.0	6
Erden	2-1	29	2-3	.667	0-0	---	4-6	.667	3	5	8	0	5-0	0	1	1	8	4.0	8
Wafer	2-0	15	3-6	.500	2-5	.400	0-0	---	0	1	1	0	1-0	0	1	1	8	4.0	5
Daniels	2-0	42	2-7	.286	0-2	.000	0-0	---	2	3	5	6	2-0	0	4	1	4	2.0	4
Bradley	2-0	8	1-3	.333	0-0	---	0-0	---	0	0	0	0	1-0	1	0	0	2	1.0	2
Murphy (TOT)	2-0	7	1-1	1.000	0-0	---	0-0	---	1	2	3	0	0-0	0	0	0	2	1.0	2
Murphy (BOS)	2-0	7	1-1	1.000	0-0	---	0-0	---	1	2	3	0	0-0	0	0	0	2	1.0	2
Pavlovic (TOT)	2-0	22	1-2	.500	0-1	.000	0-0	---	0	2	2	2	3-0	0	1	0	2	1.0	2
Pavlovic (BOS)	2-0	22	1-2	.500	0-1	.000	0-0	---	0	2	2	2	3-0	0	1	0	2	1.0	2
<b>CELTICS</b>	<b>4</b>	<b>960</b>	<b>142-305</b>	<b>.469</b>	<b>20-52</b>	<b>.377</b>	<b>67-81</b>	<b>.827</b>	<b>34</b>	<b>124</b>	<b>158</b>	<b>94</b>	<b>76-0</b>	<b>24</b>	<b>44</b>	<b>16</b>	<b>371</b>	<b>92.8</b>	<b>102</b>
<b>76ERS</b>	<b>4</b>	<b>960</b>	<b>131-310</b>	<b>.423</b>	<b>20-52</b>	<b>.385</b>	<b>70-96</b>	<b>.729</b>	<b>40</b>	<b>119</b>	<b>159</b>	<b>75</b>	<b>60-1</b>	<b>24</b>	<b>51</b>	<b>23</b>	<b>352</b>	<b>88.0</b>	<b>101</b>

**2010-2011 SEASON SERIES (1-3) PHILADELPHIA VS. BOSTON**

PLAYER	G-GS	MIN	FG-FGA	PCT	3FG-FGA	PCT	FT-FTA	PCT	OFF	DEF	TOT	AST	PF-DQ	STL	TO	BLK	PTS	AVG	HI
Brand	4-4	141	21-43	.488	0-0	---	13-18	.722	13	23	36	5	13-1	6	1	9	55	13.8	16
Williams	3-0	65	13-26	.500	4-8	.500	6-9	.667	0	4	4	7	4-0	1	8	0	36	12.0	16
Holiday	4-4	143	18-51	.353	3-12	.250	8-12	.667	1	14	15	22	9-0	6	8	0	47	11.8	15
Igoudala	4-4	147	15-44	.341	2-10	.200	14-19	.737	3	18	21	26	7-0	5	8	1	46	11.5	14
Meeks	4-4	139	13-26	.500	8-13	.615	10-11	.909	1	7	8	0	4-0	2	5	1	44	11.0	19
Young	4-0	98	16-34	.471	0-0	---	9-12	.750	5	16	21	1	6-0	0	3	0	41	10.3	16
Battie	1-0	26	5-8	.625	0-0	---	0-1	.000	1	5	6	0	4-0	0	0	4	10	10.0	10
Hawes	4-4	104	17-43	.395	1-3	.333	2-4	.500	11	21	32	5	8-0	2	4	1	37	9.3	14
Turner	3-0	54	9-18	.500	1-1	1.000	6-8	.750	4	3	7	7	4-0	2	3	0	25	8.3	21
Daniels	1-0	10	1-2	.500	0-0	---	2-2	1.000	0	2	2	1	0-0	0	1	0	4	4.0	4
Speights	2-0	14	2-6	.333	0-0	---	0-0	---	0	3	3	0	0-0	0	0	0	4	2.0	4
Nocioni	3-0	21	1-9	.111	1-5	.200	0-0	---	1	3	4	1	1-0	0	0	0	3	1.0	3
<b>76ERS</b>	<b>4</b>	<b>960</b>	<b>131-310</b>	<b>.423</b>	<b>20-52</b>	<b>.385</b>	<b>70-96</b>	<b>.729</b>	<b>40</b>	<b>119</b>	<b>159</b>	<b>75</b>	<b>60-1</b>	<b>24</b>	<b>51</b>	<b>23</b>	<b>352</b>	<b>88.0</b>	<b>101</b>
<b>CELTICS</b>	<b>4</b>	<b>960</b>	<b>142-305</b>	<b>.469</b>	<b>20-53</b>	<b>.377</b>	<b>67-81</b>	<b>.827</b>	<b>34</b>	<b>124</b>	<b>158</b>	<b>94</b>	<b>76-0</b>	<b>26</b>	<b>44</b>	<b>16</b>	<b>371</b>	<b>92.8</b>	<b>102</b>



# CELTICS VS. SIXERS GAME-BY-GAME RESULTS (SINCE 1963-64)

Date	H/A	W/L	Celtics	Opp	Date	H/A	W/L	Celtics	Opp	Date	H/A	W/L	Celtics	Opp	Date	H/A	W/L	Celtics	Opp
11/1/63	A	W	119	102	12/28/71	A	W	120	116	12/21/82	A	W	105	122	12/9/95	A	W	124	98
11/29/63	N	W	112	78	12/25/71	H	W	131	119	3/4/85	H	W	115	101	12/15/95	H	W	111	100
12/13/63	A	W	111	84	1/30/72	H	W	130	114	3/16/83	A	L	100	105	3/13/96	H	W	110	100
1/11/64	A	L	108	115	3/15/72	A	W	120	115	4/17/83	H	W	114	101	3/29/96	A	W	101	95
1/21/64	H	W	123	112	3/17/72	N	W	127	111	11/19/83	A	L	91	92	11/8/96	H	L	105	115
1/31/64	H	W	114	97	3/22/72	H	W	113	106	12/4/83*	H	L	114	121	1/22/97*	H	L	125	127
2/1/64	A	W	119	111	10/23/72	H	W	105	85	1/13/84	A	W	105	104	3/28/97	A	L	105	113
2/9/64	H	W	120	109	12/1/72	A	W	105	99	1/25/84	H	W	102	98	4/18/97	A	L	109	113
2/18/64	N	W	103	93	12/2/72	H	W	131	120	2/12/84	H	L	91	109	11/15/97	A	W	107	101
2/21/64	A	L	119	144	12/30/72	N	W	117	107	3/25/84**	A	L	114	119	12/15/97	H	W	100	83
3/1/64	H	W	108	93	1/13/73	A	W	111	95	11/9/84	H	W	130	119	3/22/98	H	L	108	90
3/3/64	N	W	108	94	2/3/73	A	W	104	100	12/12/84	A	L	107	110	3/29/98	A	L	94	99
11/12/64	N	L	109	110	2/4/73	H	W	123	115	1/20/85	H	W	113	97	3/26/99	A	W	90	84
11/14/64	A	W	113	102	10/13/73	A	W	111	106	1/30/85	A	L	104	122	4/9/99	H	L	67	83
11/21/64	N	L	96	108	10/19/73	H	W	133	102	3/29/85	H	W	112	108	4/21/99	H	L	78	80
12/11/64	A	W	118	109	12/31/73	H	W	106	97	4/9/85	A	L	104	113	12/4/99	A	L	74	77
1/5/65	H	W	104	95	1/5/74*	N	W	108	102	11/27/85	H	W	100	103	3/12/00	H	L	93	77
1/23/65	N	L	100	104	1/25/74	H	W	112	97	11/26/85	A	L	98	91	3/24/00**	A	L	115	117
1/27/65	H	W	115	98	2/1/74	N	W	106	105	12/21/85	A	L	102	108	4/7/00	H	L	97	102
1/29/65	A	L	105	118	3/16/74	A	W	146	127	1/26/86	H	W	105	103	11/11/00	A	L	85	85
3/6/65	A	L	98	103	3/27/74	A	L	108	117	3/16/86	H	W	118	101	11/20/00	H	L	90	114
3/7/65	H	W	133	111	11/1/74	H	W	114	98	4/6/86	A	L	94	95	3/11/01	H	L	91	97
11/67/65	H	W	101	91	11/23/74	A	L	96	98	11/25/86	A	L	100	102	4/9/01	A	L	95	108
11/12/65	A	L	114	123	12/17/74	H	L	109	113	12/5/86	H	W	108	106	12/17/01	A	L	85	99
12/3/65	H	L	103	119	12/18/74	A	W	131	99	12/19/86	A	L	100	122	1/25/02	H	L	90	106
12/28/65	A	L	93	102	1/19/75	H	W	102	100	1/25/87	H	W	111	96	3/4/02	A	W	100	94
1/14/66	A	L	100	112	2/1/75	H	L	95	98	3/29/87	H	W	118	100	3/22/02	H	L	91	96
1/16/66	H	W	137	122	3/5/75	A	W	116	107	4/5/87*	A	L	104	106	11/3/02	H	W	91	81
2/6/66	H	W	100	99	4/5/75	A	W	111	97	11/20/87	A	L	85	116	12/4/02	H	L	93	99
2/12/66	N	W	85	83	11/14/75	H	L	109	119	12/20/87	H	W	124	87	1/20/03	A	W	100	99
3/5/66	A	L	85	102	12/20/75	A	W	111	97	12/22/87	A	W	118	115	4/10/03	H	L	78	99
3/6/66	H	L	110	113	1/1/76	A	L	107	118	1/31/88	H	W	100	85	11/21/03	A	L	85	87
10/29/66	A	L	96	138	1/6/76	H	W	118	110	3/25/88	H	L	93	97	12/21/03	H	W	87	84
11/5/66	H	W	105	87	3/3/76	A	L	110	123	4/10/88	A	W	117	108	2/7/04	A	W	110	80
12/11/66	H	W	117	103	3/20/76*	A	W	103	96	11/5/88	A	L	115	129	3/28/04	H	W	89	65
12/28/66	A	L	108	113	3/21/76	H	W	108	100	12/9/88	H	W	121	107	11/3/04	H	L	95	98
1/15/67	H	L	95	110	11/23/76	A	L	102	116	1/18/89	A	L	104	115	11/24/04	H	L	97	110
1/24/67	A	W	118	106	1/22/77	A	L	94	109	1/20/89	H	W	117	109	4/3/05	A	W	113	97
2/12/67	H	W	113	112	1/23/77	H	L	83	91	3/26/89	H	W	105	103	4/12/05	A	W	105	98
3/8/67*	H	L	113	115	4/3/77	H	W	96	90	3/28/89*	A	L	115	117	11/30/05	H	W	110	103
3/11/67	A	W	116	114	11/18/77	H	L	112	121	11/14/89	H	W	96	94	1/13/06**	A	L	124	125
10/28/67	H	W	104	95	1/8/78	A	L	91	94	12/22/89	H	L	88	89	3/8/06	H	W	104	101
11/18/67	A	W	116	111	3/10/78	A	L	109	120	3/11/90	H	W	107	105	4/7/06	A	W	109	99
12/14/67	H	W	102	101	3/12/78	H	L	103	105	3/28/90	A	L	104	122	12/13/06	A	W	101	81
12/29/67	A	L	123	133	1/20/79	A	W	108	102	4/22/90	A	W	118	98	12/22/06	H	L	83	98
1/28/68	H	W	115	103	1/21/79	H	L	87	91	12/1/90	A	L	110	116	3/30/07	A	L	82	88
1/30/68	A	L	118	125	3/7/79	A	L	107	114	12/19/90	H	W	115	105	4/11/07	H	L	94	102
3/3/68	H	L	127	133	3/25/79	H	W	103	94	1/25/91	A	L	94	116	12/5/07	A	W	113	103
3/8/68	A	L	96	101	11/10/79	A	L	94	95	3/17/91	H	W	110	105	1/18/08	H	W	116	89
11/1/68	H	W	118	99	12/19/79	H	W	112	89	4/18/91	A	L	97	122	3/10/08	H	L	100	86
11/30/68*	A	W	117	113	12/22/79	A	L	113	126	11/15/91	H	W	122	97	3/24/08	H	L	90	95
1/11/69	A	W	111	101	2/6/80	H	W	129	110	1/17/92	H	W	98	95	11/28/08	H	W	102	78
1/24/69	H	L	111	120	3/7/80	H	W	111	92	2/1/92	A	L	110	126	12/23/08	H	W	110	91
2/9/69*	H	W	122	117	3/30/80	A	L	110	116	4/14/92	A	W	99	94	2/3/09	A	W	100	99
2/16/69	A	L	102	127	11/18/80*	A	L	113	117	11/13/92	H	L	115	126	4/14/09	A	W	100	98
3/12/69	A	W	126	117	1/28/81	H	W	104	101	11/28/92	A	W	117	109	11/3/09	A	W	105	74
11/1/69	A	W	131	123	2/4/81	H	L	104	107	2/5/93	H	W	105	93	11/25/09	H	W	113	110
11/26/69	H	L	114	135	3/1/81	H	W	114	107	3/10/93	A	W	104	100	12/18/09	H	L	97	98
12/5/69	H	L	104	105	3/22/81	A	L	94	126	3/31/93	H	W	109	103	3/5/10	A	W	96	86
1/4/70	A	L	120	130	3/29/81	H	W	98	94	11/10/93	A	W	91	89	12/9/10	A	W	102	101
1/28/70	H	W	122	100	12/14/81	H	W	111	103	12/13/93	H	W	112	107	12/22/10	H	W	84	80
3/6/70	A	L	154	150	12/19/81*	A	L	118	123	1/10/94	A	L	94	99	3/11/11	H	L	86	89
10/31/70	A	W	133	102	1/8/82	H	W	96	90	3/27/94*	H	W	124	122	4/5/11	H	W	99	82
11/4/70	H	W	115	113	3/7/82	A	W	123	111	4/5/94	A	W	155	112					
1/21/71	A	W	125	120	3/28/82	H	L	98	116	11/26/94	A	W	108	99					
1/10/71	H	L	107	115	4/11/82**	A	W	110	109	12/23/94	H	L	77	85					
1/31/71	H	W	132	126	11/6/82**	A	L	115	119	3/24/95	A	W	107	75					
2/2/71	A	L	105	108	12/10/82	H	W	123	97	4/7/95	H	W	91	81					

\* Overtime  
\*\* Double-overtime

76ERS: Syracuse Nationals 1949-63; Philadelphia 76ers 1963-present.

## ALL-TIME SERIES

Boston leads 240-177 (Celtics are 140-49 at home)

**CURRENT STREAK:** One Celtics win

**LARGEST CELTICS WIN:** 37 points; 124-87 on 12/20/87 @ Boston

**LARGEST 76ERS WIN:** 42 points; 138-96 on 10/29/66 @ Philadelphia



PHOENIX SUNS

U.S. Airways Center (18,422)  
201 East Jefferson Street, Phoenix, AZ 85004  
602-379-7900 • fax 602-379-7908

2010-11 RESULTS

Series tied 1-1 (Celtics were 1-0 at TD Garden)

01/28/11 Boston 71 @ Phoenix 88

03/02/11 Phoenix 103 @ Boston 115

2011-12 MATCHUPS

01/20/12 Phoenix at Boston

DIRECTORY

**HEAD COACH:**.....Alvin Gentry  
**ASSISTANT COACHES:**.....Elston Turner, Bill Cartwright, Dan Majerle, Igor Kokoskov, Noel Gillespie  
**ATHLETIC TRAINER:**.....Aaron Nelson  
**PUBLIC AND MEDIA RELATIONS:**.....Julie Fie, DC Headley, Vince Kozar, Sherry Reed  
**BROADCAST TELEVISION:**.....FSN Arizona. Broadcasters: TBA, Eddie Johnson, Scott Williams  
**RADIO:**.....KTAR (620AM). Broadcasters: Al McCoy, Tim Kempton  
**SPANISH RADIO:**.....KSUN (1400AM). Broadcasters: Ivan Valenzuela, Arturo Ochoa

2010-2011 SEASON SERIES (1-1) BOSTON VS. PHOENIX

PLAYER	G-GS	MIN	FG-FGA	PCT	3FG-FGA	PCT	FT-FTA	PCT	OFF	DEF	TOT	AST	PF-DQ	STL	TO	BLK	PTS	AVG	HI
Garnett	2-2	60	19-27	.704	0-1	.000	8-8	1.000	3	17	20	4	5-0	2	4	2	46	23.0	28
Green (TOT)	3-2	96	19-35	.543	5-12	.417	10-12	.833	2	9	11	4	8-0	2	7	1	53	17.7	28
Green (BOS)	1-0	17	3-6	.500	0-1	.000	0-0	---	0	1	1	0	2-0	1	1	0	6	6.0	6
Pierce	2-2	67	11-24	.458	0-5	.000	8-11	.727	0	15	15	3	6-0	2	4	1	30	15.0	16
Allen	2-2	68	10-22	.455	6-10	.600	1-3	.333	1	3	4	4	5-0	3	5	0	27	13.5	19
Rondo	2-2	67	7-14	.500	0-0	---	9-13	.692	1	6	7	21	4-0	5	8	1	23	11.5	16
Arroyo (TOT)	2-2	48	8-18	.444	3-7	.429	2-3	.667	0	4	4	6	6-0	1	3	0	21	10.5	11
Krstic (TOT)	2-2	34	6-12	.500	0-0	---	5-8	.625	1	5	6	0	7-0	1	1	0	17	8.5	13
Krstic (BOS)	1-1	21	4-10	.400	0-0	---	5-8	.625	1	3	4	0	5-0	0	1	0	13	8.0	13
Davis	2-0	39	6-18	.333	0-0	---	4-6	.667	7	4	11	1	3-0	1	2	0	16	8.0	14
Daniels	1-0	21	3-7	.429	0-2	.000	0-0	---	1	3	4	1	1-0	2	1	0	6	6.0	6
S. O'Neal	1-1	15	2-4	.500	0-0	---	1-2	.500	0	4	4	1	3-0	1	0	2	5	5.0	5
Robinson	1-0	20	2-8	.250	0-4	.000	0-0	---	1	1	2	2	2-0	1	0	0	4	4.0	4
Bradley	1-0	9	1-4	.250	0-0	---	0-0	---	0	1	1	0	2-0	0	0	0	2	2.0	2
Erden	1-0	8	1-1	1.000	0-0	---	0-0	---	0	1	1	0	1-0	0	0	1	2	2.0	2
Perkins	1-0	21	1-2	.500	0-0	---	0-2	.000	0	4	4	0	3-0	0	2	0	2	2.0	2
Wafer	2-0	29	1-7	.143	0-5	.000	1-2	.500	0	3	3	1	1-0	2	0	0	3	1.5	3
Murphy (TOT)	1-0	14	0-3	.000	0-1	.000	1-2	.500	1	1	2	0	2-0	0	0	0	1	1.0	1
Murphy (BOS)	1-0	14	0-3	.000	0-1	.000	1-2	.500	1	1	2	0	2-0	0	0	0	1	1.0	1
Harangody	1-0	4	0-4	.000	0-1	.000	0-0	---	2	0	2	0	0-0	0	0	0	0	0.0	0
<b>Celtics</b>	<b>2</b>	<b>480</b>	<b>71-161</b>	<b>.441</b>	<b>6-30</b>	<b>.200</b>	<b>38-57</b>	<b>.667</b>	<b>18</b>	<b>67</b>	<b>85</b>	<b>38</b>	<b>45-0</b>	<b>20</b>	<b>32</b>	<b>7</b>	<b>186</b>	<b>93.0</b>	<b>115</b>
<b>SUNS</b>	<b>2</b>	<b>480</b>	<b>65-151</b>	<b>.430</b>	<b>18-40</b>	<b>.450</b>	<b>43-59</b>	<b>.729</b>	<b>13</b>	<b>65</b>	<b>78</b>	<b>43</b>	<b>45-0</b>	<b>14</b>	<b>32</b>	<b>12</b>	<b>191</b>	<b>95.5</b>	<b>105</b>

2010-2011 SEASON SERIES (1-1) PHOENIX VS. BOSTON

PLAYER	G-GS	MIN	FG-FGA	PCT	3FG-FGA	PCT	FT-FTA	PCT	OFF	DEF	TOT	AST	PF-DQ	STL	TO	BLK	PTS	AVG	HI
Brooks (TOT)	2-1	58	14-22	.636	7-11	.636	6-6	1.000	0	1	1	12	4-0	2	5	0	41	20.5	24
Brooks (PHO)	1-0	21	6-7	.857	2-3	.667	3-3	1.000	0	0	0	7	4-0	2	3	0	17	17.0	17
Gortat (TOT)	2-0	62	12-21	.571	1-1	1.000	7-10	.700	2	28	30	0	8-0	0	2	4	32	16.0	19
Gortat (PHO)	2-0	62	12-21	.571	1-1	1.000	7-10	.700	2	28	30	0	8-0	0	2	4	32	16.0	19
Carter (TOT)	2-2	53	9-19	.474	5-9	.556	5-6	.833	1	0	1	3	3-0	3	1	1	28	14.0	17
Carter (PHO)	2-2	53	9-19	.474	5-9	.556	5-6	.833	1	0	1	3	3-0	3	1	1	28	14.0	17
Pietrus (TOT)	2-0	50	7-17	.412	3-9	.333	5-6	.833	2	5	7	2	6-0	2	3	0	22	11.0	11
Pietrus (PHO)	2-0	50	7-17	.412	3-9	.333	5-6	.833	2	5	7	2	6-0	2	3	0	22	11.0	11
Nash	2-2	60	7-15	.467	2-5	.400	5-6	.833	0	2	2	17	1-0	0	7	1	21	10.5	13
Dudley	2-0	51	6-13	.462	2-5	.400	5-8	.625	2	7	9	0	6-0	2	2	1	19	9.5	15
Lopez	2-2	33	6-16	.375	0-0	---	5-8	.625	3	4	7	0	5-0	0	1	1	17	8.5	11
Hill	2-2	47	5-19	.263	2-2	1.000	1-2	.500	0	5	5	4	2-0	4	3	1	15	6.5	11
Warrick	2-0	35	4-9	.444	0-0	---	3-5	.600	2	7	9	2	0-0	0	2	1	11	5.5	7
Frye	2-2	55	2-11	.182	1-6	.167	4-5	.800	1	6	7	0	7-0	1	1	1	9	4.5	5
Dragic	1-0	15	1-4	.250	0-0	---	0-0	---	0	1	1	1	3-0	0	3	1	2	2.0	2
<b>SUNS</b>	<b>2</b>	<b>480</b>	<b>65-151</b>	<b>.430</b>	<b>18-40</b>	<b>.450</b>	<b>43-59</b>	<b>.729</b>	<b>13</b>	<b>65</b>	<b>78</b>	<b>43</b>	<b>45-0</b>	<b>14</b>	<b>32</b>	<b>12</b>	<b>191</b>	<b>95.5</b>	<b>105</b>
<b>Celtics</b>	<b>2</b>	<b>480</b>	<b>71-161</b>	<b>.441</b>	<b>6-30</b>	<b>.200</b>	<b>38-57</b>	<b>.667</b>	<b>18</b>	<b>67</b>	<b>85</b>	<b>38</b>	<b>45-0</b>	<b>20</b>	<b>32</b>	<b>7</b>	<b>186</b>	<b>93.0</b>	<b>115</b>



## CELTICS VS. SUNS GAME-BY-GAME RESULTS

Date	H/A	W/L	Celtics	Opp	Date	H/A	W/L	Celtics	Opp
11/17/68	A	W	130	98	12/26/86	A	W	122	112
11/22/68	H	W	133	106	3/11/87	H	W	118	109
1/1/69	A	W	93	87	1/20/88	H	W	131	115
2/18/69	H	W	116	110	2/15/88	A	W	107	106
2/22/69	A	W	116	110	1/4/89	H	L	104	106
2/25/69	N	W	112	99	2/17/89	A	L	126	135
11/18/69	N	W	120	119	1/28/90	H	W	126	118
12/25/69	A	L	116	127	2/20/90	A	L	99	120
2/10/70	H	L	117	122	1/4/91	H	W	132	103
2/18/70	A	W	116	113	2/19/91	A	L	105	109
2/27/70	H	L	125	134	11/13/91	A	W	117	111
3/19/70	A	L	123	127	1/24/92	H	L	93	100
10/15/70	A	L	100	119	2/16/93	A	L	97	110
10/30/70	H	W	127	112	4/2/93	H	L	114	118
1/8/71	H	W	122	114	12/27/93	A	L	102	118
2/16/71	H	L	116	119	1/30/94	H	W	106	94
2/19/71	A	L	112	116	12/2/94	H	L	102	107
11/12/71	A	L	119	128	2/21/95	A	W	129	121
11/17/71	H	W	140	121	11/8/95	H	W	113	109
1/1/72	A	L	104	114	2/21/96	A	L	107	120
2/18/72	A	L	115	126	1/5/97	H	W	109	102
2/22/72	H	W	114	103	2/12/97	A	L	100	131
11/15/72	H	W	113	94	11/28/97*	H	L	108	112
12/13/72	A	W	105	100	12/30/97	A	L	90	100
2/20/73	H	W	107	97	1/28/00	H	W	91	88
3/8/73*	A	W	141	134	3/20/00	A	L	106	110
11/9/73	H	W	122	107	1/26/01	H	W	99	83
12/15/73	A	L	120	121	3/15/01	A	W	105	101
3/7/74	A	W	99	97	12/7/01*	H	W	109	102
3/13/74	H	W	104	97	12/27/01	A	L	82	84
11/22/74	H	W	95	94	12/11/02	H	L	94	103
12/25/74	A	L	96	110	2/16/03	A	L	92	102
2/14/75	A	W	112	106	12/5/03	H	L	106	110
3/12/75	H	W	88	82	12/26/03	A	W	104	102
12/26/75	A	W	112	106	1/28/05	H	L	119	128
1/21/76	H	W	114	100	2/27/05*	A	W	120	113
2/13/76	A	W	109	108	2/1/06	H	L	94	102
3/31/76	H	W	122	102	2/22/06	A	L	94	103
12/10/76	H	L	103	107	12/8/06	H	L	111	116
12/29/76	A	L	87	97	2/21/07	A	L	108	118
2/26/77	A	W	108	104	2/22/08	A	L	77	85
3/13/77	H	W	124	107	3/26/08	H	W	117	97
12/23/77	A	L	110	129	1/19/09	H	W	104	87
1/5/78	H	L	111	121	2/22/09	A	W	128	108
2/16/78	A	W	98	95	11/6/09	H	L	103	110
3/17/78	H	W	115	108	12/30/09	A	L	98	116
12/8/78	H	L	104	124	1/28/11	A	L	71	88
12/30/78	A	L	109	112	3/2/11	H	W	115	103
3/14/79	H	L	117	126					
3/21/79	A	L	113	134					
12/7/79	H	W	100	92					
2/13/80	A	L	134	135					
12/30/80	A	W	116	97					
1/7/81	H	W	108	90					
2/10/82	A	L	110	112					
3/14/82	H	W	105	92					
1/28/83	H	W	111	104					
2/26/83	A	W	103	101					
2/26/84	A	W	116	109					
3/11/84	H	W	117	109					
12/26/84	A	W	119	114					
3/13/85	H	W	123	106					
11/8/85	H	W	125	101					
2/17/86	A	L	101	108					

\* Overtime  
\*\* Double-overtime

## ALL-TIME SERIES

Boston leads 62-50 (Celtics are 36-18 at home)

**CURRENT STREAK:** One Celtics Win

**LARGEST CELTICS WIN:** 32 points; 130-98 on 11/17/68 @ Phoenix

**LARGEST SUNS WIN:** 31 points; 131-100 on 02/12/97 @ Phoenix



**PORTLAND TRAIL BLAZERS**

The Rose Garden (19,980)

One Center Court, Suite 200, Portland, OR 97227

503-234-9291 • fax 503-736-2194

**2010-11 RESULTS**

Boston won 2-0 (Celtics were 1-0 at TD Garden)

12/01/10 Portland 78 @ Boston 88

01/27/11 Boston 99 @ Portland 95

**2011-12 MATCHUPS**

03/09/12 Portland at Boston

**DIRECTORY**

**HEAD COACH:** ..... Nate McMillan  
**ASSISTANT COACHES:** ..... Bernie Bickerstaff, Bob Ociepka, Buck Williams, Kaleb Canales  
**ATHLETIC TRAINER:** ..... Jay Jenson  
**PUBLIC AND MEDIA RELATIONS:** ..... Traci Rose, Jim Taylor, Collin Romer  
**BROADCAST TELEVISION:** ..... KGW (Ch. 8). Broadcasters: Mike Barrett, Mike Rice  
**CABLE TELEVISION:** ..... Comcast SportsNet. Broadcasters: Same  
**RADIO:** ..... The Game (750AM). Broadcasters: Brian Wheeler, Antonio Harvey

**2010-2011 SEASON SERIES (2-0) BOSTON VS. PORTLAND**

PLAYER	G-GS	MIN	FG-FGA	PCT	3FG-FGA	PCT	FT-FTA	PCT	OFF	DEF	TOT	AST	PF-DQ	STL	TO	BLK	PTS	AVG	HI
Pierce	2-2	72	16-25	.640	6-11	.545	7-8	.875	1	9	10	6	7-0	1	7	3	45	22.5	28
Roy	1-1	46	7-13	.538	0-0	---	5-5	1.000	4	5	9	1	4-0	0	2	0	19	19.0	19
S. O'Neal	1-1	26	5-7	.714	0-0	---	4-6	.667	2	2	4	1	3-0	0	4	1	14	14.0	14
Allen	2-2	76	9-26	.346	4-12	.333	5-5	1.000	1	3	4	4	6-0	2	3	1	27	13.5	18
Garnett	2-2	66	10-20	.500	0-0	---	7-8	.875	2	15	17	12	6-0	1	4	1	27	13.5	17
Davis	2-0	55	8-14	.571	0-0	---	6-8	.750	2	9	11	2	5-0	1	4	0	22	11.0	16
Rondo	2-2	85	9-15	.600	1-2	.500	2-6	.333	1	6	7	15	2-0	3	9	0	21	10.5	11
Perkins	1-0	21	3-4	.750	0-0	---	4-4	1.000	1	8	9	0	2-0	0	4	0	10	10.0	10
Kristic (TOT)	2-2	68	8-15	.533	0-0	---	3-4	.750	4	4	8	2	7-0	1	3	0	19	9.5	12
Erden	2-0	10	2-2	1.000	0-0	---	4-6	.667	0	3	4	0	2-0	0	1	0	8	4.0	6
Murphy (TOT)	2-0	10	2-2	1.000	0-0	---	0-0	---	0	1	1	3	0-0	0	1	0	4	4.0	4
Daniels	1-0	42	2-7	.286	0-1	.000	3-6	.500	0	3	3	2	2-0	2	1	0	7	3.5	4
Arroyo (TOT)	1-1	33	1-5	.200	0-1	.000	0-0	---	1	1	2	3	1-0	2	1	0	2	2.0	4
Wafar	2-0	6	2-3	.667	0-1	.000	0-0	---	0	2	2	0	0-0	1	0	0	4	2.0	4
Robinson	2-0	9	0-4	.000	0-4	.000	2-2	1.000	0	1	1	2	3-0	0	1	0	2	1.0	2
<b>CELTICS</b>	<b>2</b>	<b>480</b>	<b>66-127</b>	<b>.520</b>	<b>11-31</b>	<b>.355</b>	<b>44-59</b>	<b>.746</b>	<b>11</b>	<b>61</b>	<b>72</b>	<b>44</b>	<b>38-0</b>	<b>11</b>	<b>38</b>	<b>6</b>	<b>187</b>	<b>93.5</b>	<b>99</b>
<b>TRAIL BLAZERS</b>	<b>2</b>	<b>480</b>	<b>67-164</b>	<b>.409</b>	<b>11-33</b>	<b>.333</b>	<b>28-36</b>	<b>.778</b>	<b>26</b>	<b>51</b>	<b>77</b>	<b>35</b>	<b>49-0</b>	<b>20</b>	<b>29</b>	<b>7</b>	<b>173</b>	<b>86.5</b>	<b>95</b>

**2010-2011 SEASON SERIES (0-2) PORTLAND VS. BOSTON**

PLAYER	G-GS	MIN	FG-FGA	PCT	3FG-FGA	PCT	FT-FTA	PCT	OFF	DEF	TOT	AST	PF-DQ	STL	TO	BLK	PTS	AVG	HI
Roy	1-1	37	5-10	.500	0-2	.000	8-9	.889	0	3	3	3	3-0	1	0	0	18	18.0	18
Aldridge	2-2	90	14-34	.412	0-3	.000	7-10	.700	10	12	22	3	7-0	3	5	1	35	17.5	18
Matthews	2-2	77	12-28	.429	7-12	.583	4-4	1.000	2	5	7	1	8-0	4	5	0	35	17.5	23
Miller	2-2	72	15-32	.469	0-2	.000	4-6	.667	2	6	8	13	4-0	2	4	0	34	17.0	20
Wallace (TOT)	3-3	119	14-43	.326	2-7	.286	18-24	.750	6	22	28	7	9-0	4	8	2	48	16.0	20
Barron (TOT)	1-0	10	4-7	.571	0-0	---	2-2	1.000	0	1	1	0	1-0	0	0	0	10	10.0	10
Fernandez	2-0	51	6-17	.353	4-7	.571	3-3	1.000	2	3	5	5	6-0	5	4	0	19	9.5	11
Cunningham	2-0	45	6-11	.545	0-0	---	1-2	.500	3	3	6	2	6-0	3	3	1	13	6.5	9
Przybylla	1-1	19	2-3	.667	0-0	---	0-0	---	2	4	6	0	2-0	0	1	0	4	4.0	4
Mills	2-0	23	3-11	.273	0-3	.000	1-2	.500	1	3	4	3	3-0	1	1	0	7	3.5	7
Batum	2-1	30	3-10	.300	0-3	.000	0-0	---	2	4	6	2	4-0	1	1	1	6	3.0	4
Babbitt	1-0	9	1-2	.500	0-1	.000	0-0	---	0	0	0	0	0-0	0	0	0	2	2.0	2
Camby	1-1	21	0-3	.000	0-0	---	0-0	---	2	7	9	3	1-0	0	4	0	4	0.0	0
Marks	1-0	8	0-3	.000	0-0	---	0-0	---	0	1	1	0	5-0	0	2	0	0	0.0	0
<b>TRAIL BLAZERS</b>	<b>2</b>	<b>480</b>	<b>67-164</b>	<b>.409</b>	<b>11-33</b>	<b>.333</b>	<b>28-36</b>	<b>.778</b>	<b>26</b>	<b>51</b>	<b>77</b>	<b>35</b>	<b>49-0</b>	<b>20</b>	<b>29</b>	<b>7</b>	<b>173</b>	<b>86.5</b>	<b>95</b>
<b>CELTICS</b>	<b>2</b>	<b>480</b>	<b>66-127</b>	<b>.520</b>	<b>11-31</b>	<b>.355</b>	<b>44-59</b>	<b>.746</b>	<b>11</b>	<b>61</b>	<b>72</b>	<b>44</b>	<b>38-0</b>	<b>11</b>	<b>38</b>	<b>6</b>	<b>187</b>	<b>93.5</b>	<b>99</b>



## CELTICS VS. TRAIL BLAZERS GAME-BY-GAME RESULTS

Date	H/A	W/L	Celtics	Opp	Date	H/A	W/L	Celtics	Opp
10/18/70	A	W	133	115	12/3/93	H	W	114	108
11/25/70	H	W	122	115	2/20/94	A	L	93	102
12/27/70	A	L	123	135	1/6/95	H	L	92	95
1/5/71	H	L	120	124	3/16/95	A	L	98	113
11/6/71	H	W	124	109	12/27/95	A	L	109	135
1/7/72	A	W	120	114	1/31/96*	H	L	110	114
1/23/72	H	W	115	105	7/31/97	H	W	111	105
2/15/72	A	W	111	104	2/16/97	A	L	106	118
11/22/72	H	W	126	107	2/22/98	A	L	96	121
12/16/72	A	W	123	116	3/1/98	H	W	102	101
1/17/73	H	W	117	99	2/19/99	A	L	86	106
2/16/73	A	W	112	105	2/6/00	H	L	94	100
12/21/73*	A	W	124	120	2/21/00	A	L	92	105
2/15/74	A	W	106	104	1/8/01	H	L	90	98
3/12/74	H	W	110	93	2/17/01	A	W	85	81
3/22/74	H	W	126	118	2/15/02	A	W	107	104
11/6/74	H	W	128	110	3/18/02	H	L	91	100
1/1/75	A	W	108	94	1/3/03	H	L	103	108
2/15/75	A	W	102	100	2/13/03	A	W	100	92
3/14/75	H	W	103	98	2/21/04	A	L	84	105
10/31/75	H	W	112	94	3/31/04	H	L	98	105
1/3/76	A	L	97	125	11/10/04	H	W	90	88
1/13/76	H	W	106	94	12/9/04	A	L	87	89
2/15/76	A	L	105	108	2/10/06	H	W	115	83
12/8/76	H	W	104	95	2/24/06	A	W	102	96
1/4/77	A	L	84	128	11/17/06	H	W	118	90
1/14/77	H	L	92	107	1/1/07	A	W	89	81
2/22/77	A	L	111	113	1/16/08	H	W	100	90
12/9/77	H	L	97	118	2/24/08	A	W	112	102
12/20/77	A	L	99	104	12/5/08	H	W	93	78
1/15/78*	H	L	103	107	12/30/08	A	L	86	91
3/28/78	A	W	104	92	7/22/10	H	W	98	95
11/8/78	H	L	109	112	2/19/10	A	W	96	76
11/28/78	A	L	97	102	12/1/10	H	W	88	78
1/12/79	H	W	128	125	1/27/11	A	W	99	95
2/18/79	A	L	104	111					
1/18/80	H	W	111	93					
2/15/80	A	W	106	91					
11/26/80	H	W	126	101					
1/4/81	A	W	120	111					
1/24/82	H	L	119	123					
2/19/82	A	W	127	117					
11/24/82	H	W	104	95					
2/17/83	A	L	114	121					
12/2/83	H	W	115	106					
2/19/84	A	W	107	101					
1/27/85	H	W	128	127					
2/12/85	A	L	103	111					
12/6/85	H	L	103	121					
2/14/86*	A	W	120	119					
2/13/87	A	W	131	116					
2/25/87	H	W	122	116					
2/19/88	A	W	124	104					
2/24/88	H	W	113	112					
3/29/89	H	W	106	97					
4/7/89	A	L	100	113					
2/16/90	A	L	101	120					
3/7/90	H	L	117	130					
3/3/91	H	L	107	116					
3/10/91*	A	W	111	109					
11/10/91	A	L	90	116					
3/15/92**	H	W	152	148					
2/28/93	H	W	122	110					
3/21/93	A	W	106	104					

\* Overtime  
\*\* Double-overtime

## ALL-TIME SERIES

Boston leads 60-39 (Celtics are 33-15 at home)

**CURRENT STREAK:** Four Celtics wins

**LARGEST CELTICS WIN:** 28 points; 118-90 on 11/17/06 @ Boston

**LARGEST TRAIL BLAZERS WIN:** 44 points; 128-84 on 01/04/77 @ Portland



**SACRAMENTO KINGS**

Power Balance Pavillion (17,317)  
 One Sports Parkway, Sacramento, CA 95834  
 916-455-4647 • fax 916-928-6912

**2010-11 RESULTS**

Boston won 2-0 (Celtics were 1-0 at TD Garden)  
 01/12/11 Sacramento 95 @ Boston 119  
 02/01/11 Boston 95 @ Sacramento 90

**2011-12 MATCHUPS**

03/16/12 Boston at Sacramento

**DIRECTORY**

**HEAD COACH:** ..... Paul Westphal  
**ASSISTANT COACHES:** ..... Jim Eyen, Keith Smart, Bobby Jackson  
**ATHLETIC TRAINER:** ..... Pete Youngman  
**PUBLIC AND MEDIA RELATIONS:** ..... Troy Hanson, Darrin May, Darryl Arata, Devin Blankenship, Chris Clark  
**CABLE TELEVISION:** ..... Comcast SportsNet. Broadcasters: Grant Napear, Jerry Reynolds, Jim Gray, Bill Walton  
**RADIO:** ..... KHTK (1140AM). Broadcaster: Gary Gerould

**2010-2011 SEASON SERIES (2-0) BOSTON VS. SACRAMENTO**

PLAYER	G-GS	MIN	FG-FGA	PCT	3FG-FGA	PCT	FT-FTA	PCT	OFF	DEF	TOT	AST	PF-DQ	STL	TO	BLK	PTS	AVG	HI
Pierce	2-2	63	17-28	.607	2-4	.500	4-7	.571	1	10	11	8	4-0	6	4	0	40	20.0	25
Allen	2-2	62	14-25	.560	0-2	.667	0-0	---	5	6	11	4	7-0	1	1	1	36	18.0	22
Rondo	2-2	60	12-26	.462	0-0	.000	3-4	.750	2	4	6	23	1-0	6	8	0	27	13.5	17
Davis	2-1	50	12-25	.480	0-0	---	2-2	1.000	3	6	9	1	6-0	3	0	0	26	13.0	14
Garnett	1-1	31	3-10	.300	0-0	---	6-6	1.000	2	5	7	2	2-0	1	3	2	12	12.0	12
Krstic (TOT)	2-2	39	10-17	.588	0-0	---	4-5	.800	1	5	6	0	6-0	1	1	1	24	12.0	16
Green (TOT)	3-3	37	16-33	.485	2-9	.222	1-3	.333	4	11	15	9	10-0	3	5	4	35	11.7	16
Erden	1-0	33	4-9	.444	0-0	---	2-3	.667	2	7	9	1	6-1	2	3	0	10	10.0	10
Robinson	2-0	41	8-16	.500	4-9	.444	0-0	---	1	5	6	3	2-0	5	2	0	20	10.0	16
Perkins	1-0	25	3-6	.500	0-0	---	2-2	1.000	2	8	10	1	2-0	0	0	0	8	8.0	8
Daniels	2-0	38	6-15	.400	0-0	---	0-0	---	2	0	2	4	0-0	2	1	0	12	6.0	12
Wafer	2-0	25	4-9	.444	2-3	.667	2-2	1.000	0	1	1	1	3-0	1	2	0	12	6.0	12
Arroyo (TOT)	2-1	25	4-7	.571	1-2	.500	0-0	---	0	2	2	5	0-0	0	1	0	9	4.5	7
Bradley	1-0	1	2-3	.667	0-0	---	0-0	---	0	0	0	0	0-0	1	0	0	4	4.0	4
S. O'Neal	2-2	29	2-5	.400	0-0	---	1-2	.500	1	4	5	1	7-0	1	6	2	5	2.5	3
Harrangody	1-0	22	1-4	.250	0-1	.000	0-0	---	2	2	4	3	3-0	1	0	1	2	2.0	2
<b>CELTICS</b>	<b>2</b>	<b>480</b>	<b>88-181</b>	<b>.486</b>	<b>16-31</b>	<b>.516</b>	<b>22-28</b>	<b>.786</b>	<b>23</b>	<b>58</b>	<b>81</b>	<b>52</b>	<b>43-1</b>	<b>30</b>	<b>32</b>	<b>6</b>	<b>214</b>	<b>107.0</b>	<b>119</b>
<b>KINGS</b>	<b>2</b>	<b>480</b>	<b>67-141</b>	<b>.475</b>	<b>8-24</b>	<b>.333</b>	<b>43-55</b>	<b>.782</b>	<b>13</b>	<b>60</b>	<b>73</b>	<b>37</b>	<b>36-0</b>	<b>17</b>	<b>46</b>	<b>18</b>	<b>185</b>	<b>92.5</b>	<b>95</b>

**2010-2011 SEASON SERIES (0-2) SACRAMENTO VS. BOSTON**

PLAYER	G-GS	MIN	FG-FGA	PCT	3FG-FGA	PCT	FT-FTA	PCT	OFF	DEF	TOT	AST	PF-DQ	STL	TO	BLK	PTS	AVG	HI
Evans	1-1	37	6-13	.462	2-2	1.000	6-8	.750	0	4	4	4	1-0	2	3	2	20	20.0	20
Cousins	2-2	62	10-23	.435	1-2	.500	7-10	.700	3	9	12	3	5-0	2	8	3	28	14.0	20
Udrih	2-2	63	7-16	.438	1-2	.500	13-15	.867	0	7	7	11	3-0	3	1	0	28	14.0	16
Landry	2-0	39	6-8	.750	0-0	---	8-10	.800	1	4	5	4	9-0	2	6	1	20	10.0	17
Jeter	2-1	57	8-12	.667	0-0	---	2-2	1.000	0	4	4	7	3-0	1	4	0	18	9.0	10
Taylor (TOT)	1-0	25	4-9	.444	0-2	.000	1-2	.500	0	4	4	3	1-0	2	5	0	9	9.0	9
Taylor (SAC)	1-0	25	4-9	.444	0-2	.000	1-2	.500	0	4	4	3	1-0	2	5	0	9	9.0	9
Dalembert	2-1	56	7-17	.412	0-0	---	2-2	1.000	2	11	13	3	4-0	2	4	6	16	8.0	12
Greene	2-0	22	6-12	.500	1-3	.333	2-2	1.000	2	0	2	1	1-0	0	2	15	7.5	15	
Garcia	1-1	22	3-9	.333	1-5	.200	0-0	---	0	2	2	0	3-0	0	2	0	7	7.0	7
Thompson	1-1	25	3-4	.750	0-0	---	1-2	.500	2	7	9	0	4-0	1	3	2	7	7.0	7
Casspi	2-1	61	5-14	.357	2-7	.286	1-2	.500	1	7	8	1	2-0	2	3	2	13	6.5	8
Jackson	2-0	12	2-4	.500	0-1	.000	0-0	---	2	1	3	0	0-0	0	4	0	4	2.0	4
Thornton (TOT)	1-0	12	1-5	.200	0-1	.000	0-0	---	0	1	1	0	2-0	0	0	0	2	2.0	2
<b>KINGS</b>	<b>2</b>	<b>480</b>	<b>67-141</b>	<b>.475</b>	<b>8-24</b>	<b>.333</b>	<b>43-55</b>	<b>.782</b>	<b>13</b>	<b>60</b>	<b>73</b>	<b>37</b>	<b>36-0</b>	<b>17</b>	<b>46</b>	<b>18</b>	<b>185</b>	<b>92.5</b>	<b>95</b>
<b>CELTICS</b>	<b>2</b>	<b>480</b>	<b>88-181</b>	<b>.486</b>	<b>16-31</b>	<b>.516</b>	<b>22-28</b>	<b>.786</b>	<b>23</b>	<b>58</b>	<b>81</b>	<b>52</b>	<b>43-1</b>	<b>30</b>	<b>32</b>	<b>6</b>	<b>214</b>	<b>107.0</b>	<b>119</b>



## CELTICS VS. KINGS GAME-BY-GAME RESULTS

Date	H/A	W/L	Celtics	Opp
11/9/79	H	W	127	119
12/2/79	A	L	88	94
10/31/80	H	W	115	110
2/18/81	A	L	113	114
11/17/81	H	W	115	100
12/26/81*	A	W	124	119
12/28/82	A	L	124	129
3/1/83	H	W	129	111
1/17/84	A	W	122	113
2/1/84	H	W	119	110
11/24/84	A	W	135	124
2/1/85	H	W	142	123
12/11/85	H	W	118	101
2/11/86	A	L	100	105
12/29/86	A	W	119	102
1/9/87	H	W	109	99
12/27/87	A	W	114	102
1/15/88	H	W	122	86
1/27/88	H	W	128	116
2/22/89	A	W	99	91
12/27/89*	A	W	115	112
2/4/90	H	W	121	89
11/23/90	H	W	115	105
3/12/91	A	W	110	95
11/12/91	A	W	126	103
1/6/92	H	W	110	108
12/27/92	A	L	118	102
3/29/93	H	W	110	89
12/8/93	H	W	129	115
2/22/94	A	L	93	95
1/15/95	H	W	98	97
2/14/95	A	L	108	101
1/10/96	H	W	113	104
2/16/96	A	W	130	102
12/28/96	A	L	126	96
2/26/97	H	L	111	105
2/17/98	A	L	99	102
2/25/98	H	W	111	94
2/16/99	A	L	98	101
12/28/99	A	L	101	114
1/7/00	H	W	101	93
12/15/00	H	L	81	104
1/17/01	A	L	106	111
12/30/01	A	L	94	109
2/6/02	H	L	85	102
2/20/03	A	L	83	105
4/4/03	H	L	92	93
11/9/03	H	W	91	82
2/17/04	A	L	111	127
12/5/04	A	L	105	119
2/13/05	H	L	100	104
12/30/05	A	L	112	116
1/27/06	H	W	84	74
1/19/07	H	L	91	96
2/20/07	A	L	101	104
12/12/07	H	W	90	78
12/26/07	A	W	89	69
12/28/08	A	W	108	63
1/28/09	H	W	119	100
2/16/10	A	W	95	92
3/26/10	H	W	94	86
1/12/11	H	W	119	95
3/26/10	A	W	95	90

\* Overtime  
\*\* Double-overtime

**KINGS:** Rochester Royals 1948-57; Cincinnati Royals 1957-72; Kansas City-Omaha Kings 1972-75; Kansas City Kings 1975-85; Sacramento Kings 1985-present.

## ALL-TIME SERIES

Boston leads 175-111 (Celtics are 93-32 at home)

**CURRENT STREAK:** Eight Celtics wins

**LARGEST CELTICS WIN:** 45 points; 108-63 on 12/28/08 @ Sacramento

**LARGEST KINGS WIN:** 32 points; 95-63 on 11/13/48 @ Sacramento



**SAN ANTONIO SPURS**

AT&T Center (18,797)

One AT&T Center, San Antonio, TX 78219

210-444-5000 • fax 210-444-5720

**2010-11 RESULTS**

Boston won 2-0 (Celtics were 0-1 at TD Garden)

01/05/11 San Antonio 103 @ Boston 105

03/31/11 Boston 107 @ San Antonio 97

**2011-12 MATCHUPS**

04/04/12 San Antonio at Boston

**DIRECTORY**

**HEAD COACH:** ..... Gregg Popovich

**ASSISTANT COACHES:** ..... Mike Budenholzer, Don Newman, Brett Brown, Chip Engelland, Chad Forcier, Jacque Vaughn

**ATHLETIC TRAINER:** ..... Will Sevensen

**PUBLIC AND MEDIA RELATIONS:** ..... Tom James, Jason Wallace, Kris Davis, Stacey Mitch

**BROADCAST TELEVISION:** ..... Fox Sports Net. KENS (Ch. 5) & KMYS (Ch. 35)

Broadcasters: Bill Land, Sean Elliott, Malik Rose, Andrew Monaco

**RADIO:** ..... WOAI (1200AM). Broadcaster: Bill Schoening

**SPANISH RADIO:** ..... KCOR (1350AM). Broadcaster: Paul Castro

**2010-2011 SEASON SERIES (2-0) BOSTON VS. SAN ANTONIO**

PLAYER	G-GS	MIN	FG-FGA	PCT	3FG-FGA	PCT	FT-FTA	PCT	OFF	DEF	TOT	AST	PF-DQ	STL	TO	BLK	PIS	AVG	HI
Allen	2-2	80	16-27	.593	3-8	.375	9-11	.818	0	2	2	8	1-0	2	5	1	44	22.0	31
Garnett	1-1	28	9-12	.750	0-0	---	2-2	1.000	0	9	9	0	3-0	0	3	1	20	20.0	20
Davis	2-1	66	18-30	.600	0-0	---	3-5	.600	1	9	10	2	4-0	1	1	0	39	19.5	23
Pierce	2-2	71	15-26	.577	3-7	.429	6-7	.857	3	15	18	8	5-0	2	3	2	39	19.5	21
Rondo	2-2	85	17-30	.567	0-1	.000	0-2	.000	5	10	15	37	4-0	6	5	1	34	17.0	22
Green (TOT)	4-3	104	15-39	.385	3-11	.273	8-10	.800	3	16	19	2	10-3	3	6	1	41	10.3	14
Green (BOS)	1-0	17	4-7	.571	0-0	---	0-0	---	1	2	3	0	3-0	0	1	0	8	8.0	8
Robinson	1-0	17	3-5	.600	1-2	.500	0-0	---	2	3	5	2	1-0	1	3	0	7	7.0	7
Daniels	1-0	16	3-4	.750	0-0	---	0-0	---	0	3	3	0	1-0	1	1	0	6	6.0	6
J. O'Neal	2-0	34	4-7	.571	0-0	---	1-1	1.000	1	5	6	2	8-1	0	2	1	9	4.5	5
Krstic (TOT)	4-4	59	7-12	.583	0-0	---	2-2	1.000	2	10	12	1	7-0	3	2	0	16	4.0	6
Krstic (BOS)	1-1	10	0-1	.000	0-0	---	0-0	---	0	1	1	0	0-0	2	0	0	0	0.0	0
S. O'Neal	1-1	21	2-3	.667	0-0	---	0-3	.000	0	1	1	0	3-0	0	1	1	4	4.0	4
Pavlovic (TOT)	2-0	23	1-3	.333	1-2	.500	1-2	.500	0	3	3	0	1-0	0	1	0	4	2.0	4
Pavlovic (BOS)	1-0	4	0-0	---	0-0	---	0-0	---	0	1	1	0	1-0	0	1	0	0	0.0	0
D. West	1-0	16	1-3	.333	0-1	.000	0-0	---	0	3	3	3	3-0	1	0	1	2	2.0	2
Harangody	1-0	4	0-1	.000	0-0	---	0-0	---	0	0	0	0	0-0	0	0	0	0	0.0	0
Wafer	2-0	12	0-3	.000	0-1	.000	0-0	---	0	2	2	1	0-0	0	0	0	0	0.0	0
<b>CELTICS</b>	<b>2</b>	<b>480</b>	<b>92-159</b>	<b>.579</b>	<b>7-20</b>	<b>.350</b>	<b>21-31</b>	<b>.677</b>	<b>13</b>	<b>66</b>	<b>79</b>	<b>63</b>	<b>37-1</b>	<b>16</b>	<b>29</b>	<b>8</b>	<b>212</b>	<b>106.0</b>	<b>107</b>
<b>SPURS</b>	<b>2</b>	<b>480</b>	<b>78-176</b>	<b>.443</b>	<b>17-51</b>	<b>.333</b>	<b>27-31</b>	<b>.871</b>	<b>28</b>	<b>52</b>	<b>80</b>	<b>41</b>	<b>33-0</b>	<b>14</b>	<b>27</b>	<b>5</b>	<b>200</b>	<b>100.0</b>	<b>103</b>

**2010-2011 SEASON SERIES (0-2) SAN ANTONIO VS. BOSTON**

PLAYER	G-GS	MIN	FG-FGA	PCT	3FG-FGA	PCT	FT-FTA	PCT	OFF	DEF	TOT	AST	PF-DQ	STL	TO	BLK	PIS	AVG	HI
Parker	2-2	68	17-29	.586	0-2	.000	7-9	.875	1	8	9	13	3-0	4	6	0	41	20.5	23
Duncan	2-2	65	16-27	.593	0-1	.000	6-7	.857	5	13	18	4	2-0	1	6	4	38	19.0	20
Ginobili	2-2	67	11-25	.440	4-12	.333	7-8	.875	2	9	11	9	7-0	5	5	0	33	16.5	24
Jefferson	2-2	67	9-21	.429	7-14	.500	3-3	1.000	3	2	5	3	4-0	0	2	0	28	14.0	14
Bonner	2-0	51	7-19	.368	4-9	.444	0-0	---	4	3	7	1	3-0	2	1	0	18	9.0	10
Neal	2-0	38	8-18	.444	1-7	.143	1-1	1.000	2	4	6	2	1-0	0	0	0	18	9.0	10
McDyess	2-1	42	5-12	.417	0-0	---	0-0	---	5	6	11	3	5-0	0	1	0	10	5.0	6
Hill	2-0	56	3-14	.214	1-6	.167	2-2	1.000	1	2	3	5	6-0	1	6	0	9	4.5	6
Blair	2-1	22	2-10	.200	0-0	---	1-2	.500	4	4	8	1	2-0	1	0	1	5	2.5	3
Splitter	1-0	4	0-1	.000	0-0	---	0-0	---	1	1	2	0	0-0	0	0	0	0	0.0	0
<b>SPURS</b>	<b>2</b>	<b>480</b>	<b>78-176</b>	<b>.443</b>	<b>17-51</b>	<b>.333</b>	<b>27-31</b>	<b>.871</b>	<b>28</b>	<b>52</b>	<b>80</b>	<b>41</b>	<b>33-0</b>	<b>14</b>	<b>27</b>	<b>5</b>	<b>200</b>	<b>100.0</b>	<b>103</b>
<b>CELTICS</b>	<b>2</b>	<b>480</b>	<b>92-159</b>	<b>.579</b>	<b>7-20</b>	<b>.350</b>	<b>21-31</b>	<b>.677</b>	<b>13</b>	<b>66</b>	<b>79</b>	<b>63</b>	<b>37-1</b>	<b>16</b>	<b>29</b>	<b>8</b>	<b>212</b>	<b>106.0</b>	<b>107</b>



## CELTICS VS. SPURS GAME-BY-GAME RESULTS

Date	H/A	W/L	Celtics	Opp	Date	H/A	W/L	Celtics	Opp
10/30/76	A	W	126	117	11/19/04	H	L	84	92
1/21/77	H	W	103	90	12/26/04	A	L	90	107
3/22/77	A	W	108	104	11/11/05	H	L	82	103
4/9/77	H	W	120	105	12/9/05	A	L	89	101
10/19/77	A	L	109	114	1/22/07	H	L	89	93
11/9/77	H	L	114	129	3/17/07	A	W	91	85
1/25/78	A	L	103	113	2/10/08	H	W	98	90
3/31/78	H	L	117	120	3/17/08	A	W	93	91
10/24/78	A	L	109	132	2/8/09	H	L	99	105
11/3/78	H	L	103	110	3/20/09	A	W	80	77
2/14/79	A	L	119	149	12/3/09	A	W	90	83
4/1/79	H	L	110	112	3/28/10	H	L	73	94
10/23/79	A	L	120	129	1/5/11	H	W	105	103
11/7/79	H	W	117	105	3/31/11	A	W	107	97
12/21/79	H	W	133	114					
1/5/80	A	L	111	119					
2/27/80	H	W	130	125					
3/4/80	A	W	137	108					
1/16/81	H	W	94	85					
2/17/81	A	W	128	116					
3/4/82	A	W	110	101					
3/19/82	H	W	134	110					
11/19/82	H	W	119	111					
1/7/83	A	W	116	113					
11/30/83	H	W	130	106					
12/27/83	A	W	115	100					
12/29/84	A	W	120	112					
2/27/85	H	W	111	102					
2/26/86	H	W	120	100					
3/13/86	A	W	135	119					
11/28/86	H	W	111	96					
2/21/87	A	W	121	113					
2/10/88	A	W	136	120					
3/9/88	H	W	119	118					
12/30/88	A	W	112	99					
3/20/89	H	W	119	108					
1/12/90	H	L	90	97					
2/14/90	A	W	106	95					
12/8/90	A	L	96	102					
3/1/91	H	W	108	98					
1/19/92	H	W	98	89					
2/11/92	A	L	84	100					
2/13/93	A	L	85	90					
3/3/93	H	W	132	91					
12/26/93	A	L	85	99					
2/4/94	H	L	91	100					
12/14/94	A	L	110	122					
1/17/95	H	L	92	101					
1/16/96	A	L	97	121					
2/7/96	H	L	89	99					
1/8/97	H	W	107	83					
3/4/97	A	L	92	103					
12/26/97	A	L	86	101					
1/13/98	H	L	88	97					
11/24/99	H	L	98	121					
12/17/99	A	L	94	103					
2/23/01	A	L	82	100					
3/21/01	H	L	77	97					
1/9/02	H	L	90	93					
3/16/02	A	L	104	111					
1/12/03	A	L	80	81					
3/9/03	H	L	78	94					
1/18/04	H	L	92	109					
3/20/04	A	L	87	103					

\* Overtime  
\*\* Double-overtime

## ALL-TIME SERIES

Boston leads 40-38 (Celtics are 20-19 at home)

**CURRENT STREAK:** Two Celtics Wins

**LARGEST CELTICS WIN:** 41 points; 132-91 on 03/03/93 @ Boston

**LARGEST SPURS WIN:** 30 points; 149-119 on 02/14/79 @ San Antonio



**TORONTO RAPTORS**

Air Canada Centre (19,800)  
50 Bay Street, Suite 500, Toronto, ON M5J 1Z2  
416-815-5600 • fax 416-359-9213

**2010-11 RESULTS**

Boston won 3-1 (Celtics were 2-0 at TD Garden)

- 11/21/10 Boston 101 @ Toronto 102
- 11/26/10 Toronto 101 @ Boston 110
- 01/02/11 Boston 93 @ Toronto 79
- 01/07/11 Toronto 102 @ Boston 122

**2011-12 MATCHUPS**

- 01/18/12 Toronto at Boston
- 02/01/12 Toronto at Boston
- 02/10/12 Boston at Toronto
- 04/13/12 Boston at Toronto

**DIRECTORY**

**HEAD COACH:** ..... Dwane Casey  
**ASSISTANT COACHES:** ..... Johnny Davis, Tom Sterner, Micah Nori, Eric Hughes, Scott Roth  
**ATHLETIC TRAINER:** ..... Scott McCullough  
**PUBLIC AND MEDIA RELATIONS:** ..... Jim LaBumbard, Roven Yau, Phil Summers  
**BROADCAST TELEVISION:** ..... TSN, TSN2, Sportsnet, Sportsnet One. Broadcasters: Matt Devlin, Leo Rautins, Jack Armstrong  
**RADIO:** ..... Sportsnet Radio, The FAN (590AM). Broadcasters: Paul Jones, Eric Smith

**2010-2011 SEASON SERIES (3-1) BOSTON VS. TORONTO**

PLAYER	G-GS	MIN	FG-FGA	PCT	3FG-FGA	PCT	FT-FTA	PCT	OFF	DEF	TOT	AST	PF-DQ	STL	TO	BLK	PTS	AVG	HI
Pierce	4-4	139	26-47	.553	6-14	.429	29-38	.763	1	18	19	17	13-0	3	3	5	87	21.8	30
Allen	4-4	148	28-52	.538	11-20	.550	9-11	.818	4	17	21	17	6-0	4	6	1	76	19.0	23
Garnett	2-2	71	16-30	.533	0-0	---	6-6	1.000	3	16	19	3	7-0	4	3	1	38	19.0	26
Green (TOT)	1-1	38	6-14	.429	1-4	.250	4-5	.800	1	3	4	7	1-0	1	2	0	17	17.0	17
Davis	4-2	129	21-44	.477	0-0	---	17-21	.810	3	18	21	15	13-0	3	4	1	59	14.8	18
S. O'Neal	4-4	87	16-25	.640	0-0	---	11-21	.524	8	18	26	4	13-1	1	5	8	45	10.8	16
Robinson	4-1	82	16-30	.533	6-16	.375	5-6	.833	2	6	8	9	5-0	1	6	0	43	10.8	22
Krstic (TOT)	1-1	14	5-8	.625	0-0	---	0-0	---	1	2	3	0	2-0	0	1	1	10	10.0	10
Harangody	2-0	36	9-12	.750	1-1	1.000	0-1	.000	4	8	12	3	5-0	0	1	3	19	9.5	17
Rondo	3-3	96	7-16	.438	1-5	.200	2-4	.500	2	7	9	29	5-0	6	19	0	17	5.7	9
J. O'Neal	2-0	32	5-10	.500	0-0	---	0-0	---	2	6	8	3	3-0	0	0	1	10	5.0	6
D. West	1-0	18	2-2	1.000	0-0	---	1-2	.500	0	0	0	1	2-0	1	0	0	5	5.0	5
Erden	3-0	28	5-6	.833	0-0	---	0-0	---	1	2	3	3	6-0	0	2	0	10	3.3	8
Daniels	4-0	61	5-14	.357	0-1	.000	1-3	.333	0	3	3	5	1-0	2	2	0	11	2.8	6
Wafer	3-0	30	3-7	.429	1-2	.500	1-2	.500	0	2	2	2	3-0	0	0	0	8	2.7	6
Arroyo (TOT)	3-1	46	3-10	.300	0-1	.000	0-0	---	1	4	5	8	3-0	0	4	0	6	2.0	4
Bradley	1-0	3	0-2	.000	0-0	---	0-0	---	0	0	0	0	0-0	0	2	0	0	0.0	0
<b>CELTICS</b>	<b>4</b>	<b>960</b>	<b>159-297</b>	<b>.535</b>	<b>26-59</b>	<b>.441</b>	<b>82-115</b>	<b>.713</b>	<b>30</b>	<b>121</b>	<b>151</b>	<b>111</b>	<b>82-1</b>	<b>25</b>	<b>57</b>	<b>20</b>	<b>426</b>	<b>106.5</b>	<b>122</b>
<b>RAPTORS</b>	<b>4</b>	<b>960</b>	<b>145-327</b>	<b>.443</b>	<b>18-60</b>	<b>.300</b>	<b>76-113</b>	<b>.673</b>	<b>57</b>	<b>108</b>	<b>165</b>	<b>87</b>	<b>91-0</b>	<b>26</b>	<b>55</b>	<b>12</b>	<b>384</b>	<b>96.0</b>	<b>102</b>

**2010-2011 SEASON SERIES (1-3) TORONTO VS. BOSTON**

PLAYER	G-GS	MIN	FG-FGA	PCT	3FG-FGA	PCT	FT-FTA	PCT	OFF	DEF	TOT	AST	PF-DQ	STL	TO	BLK	PTS	AVG	HI
Bargnani	5-3	113	20-48	.417	2-9	.222	15-22	.682	3	12	15	5	10-0	5	9	3	57	19.0	29
DeRozan	4-4	152	23-51	.451	0-1	.000	15-19	.789	5	7	12	10	10-0	4	8	2	61	15.3	27
Stojakovic	1-0	16	5-7	.714	3-4	.750	0-0	---	0	2	2	1	0-0	0	2	0	15	13.0	13
Barbosa	4-0	108	17-39	.436	5-17	.294	10-15	.667	1	5	6	14	7-0	6	9	0	49	12.3	15
A. Johnson	4-2	105	18-33	.545	0-0	---	12-15	.800	13	19	32	5	17-0	0	3	2	48	12.0	17
Kleiza	4-2	120	18-42	.429	4-15	.267	4-11	.364	5	20	25	3	14-0	1	4	1	44	11.0	18
Calderon	4-4	154	16-39	.410	4-9	.444	4-7	.571	3	5	8	36	11-0	6	8	0	40	10.0	12
Dorsey	2-1	46	6-12	.500	0-0	---	5-10	.500	10	9	19	3	5-0	2	0	1	17	8.5	13
Evans	2-2	52	5-8	.625	0-0	---	6-10	.600	6	16	22	2	6-0	0	2	1	16	8.0	9
Weems	2-2	54	8-29	.276	0-4	.000	0-0	---	3	4	7	2	3-0	1	2	0	16	8.0	16
Bayless (TOT)	1-0	15	1-4	.250	0-1	.000	5-5	1.000	1	3	4	4	2-0	0	3	0	7	7.0	7
Bayless (TOR)	1-0	15	1-4	.250	0-1	.000	5-5	1.000	1	3	4	4	2-0	0	3	0	7	7.0	7
Davis	2-0	45	7-11	.636	0-0	---	0-3	.000	5	6	11	1	5-0	1	1	2	14	7.0	8
Wright	2-0	20	1-4	.250	0-0	---	0-0	---	2	0	2	1	1-0	2	0	1	2	1.0	2
Dupree	10	0	0-0	---	0-0	---	0-0	---	0	0	0	0	0-0	0	0	0	0	0.0	0
J. Johnson (TOT)	2-0	7	0-0	.000	0-0	---	0-0	---	0	2	2	1	2-0	0	1	0	0	0.0	0
<b>RAPTORS</b>	<b>4</b>	<b>960</b>	<b>145-327</b>	<b>.443</b>	<b>18-60</b>	<b>.300</b>	<b>76-113</b>	<b>.673</b>	<b>57</b>	<b>108</b>	<b>165</b>	<b>87</b>	<b>91-0</b>	<b>26</b>	<b>55</b>	<b>12</b>	<b>384</b>	<b>96.0</b>	<b>102</b>
<b>CELTICS</b>	<b>4</b>	<b>960</b>	<b>159-297</b>	<b>.535</b>	<b>26-59</b>	<b>.441</b>	<b>82-115</b>	<b>.713</b>	<b>30</b>	<b>121</b>	<b>151</b>	<b>111</b>	<b>82-1</b>	<b>25</b>	<b>57</b>	<b>20</b>	<b>426</b>	<b>106.5</b>	<b>122</b>



## CELTICS VS. RAPTORS GAME-BY-GAME RESULTS

Date	H/A	W/L	Celtics	Opp
12/12/95	A	W	116	96
12/15/95	H	W	122	103
1/21/96	A	L	95	97
4/12/96	H	W	136	108
12/11/96***	H	W	115	113
2/3/97	A	W	114	102
3/3/97	A	W	107	103
4/20/97	H	L	94	125
11/14/97	H	W	103	99
11/18/97	A	W	122	109
12/17/97	A	W	88	83
2/5/99	H	L	92	103
3/7/99	A	L	92	105
4/8/99	A	W	101	89
11/2/99	A	W	103	90
1/19/00	H	W	94	90
3/1/00	H	L	94	96
3/3/00	A	L	104	114
11/3/00	H	W	93	91
11/7/00	A	L	75	105
1/12/01	H	L	72	93
2/5/01	A	L	98	110
11/23/01	H	L	89	91
12/2/01	A	W	85	69
1/21/02	H	W	106	97
1/31/02	A	L	92	97
11/29/02	A	L	95	98
2/28/03	H	W	90	85
3/2/03	A	L	92	104
12/3/03	A	L	95	105
12/12/03	H	W	114	111
2/27/04	H	W	88	75
2/29/04	A	W	91	82
12/3/04	H	W	91	89
1/12/05	A	L	93	104
3/16/05	H	W	110	109
4/17/05	A	W	103	98
11/18/05	H	W	100	93
3/5/06	A	L	105	111
3/22/06	H	W	110	96
4/4/06	A	W	124	120
12/1/06	A	L	102	106
1/12/07	H	L	86	95
1/26/07	A	L	90	96
3/26/07	H	W	95	87
11/4/07*	A	W	98	95
12/7/07	H	W	112	84
12/16/07	A	W	90	77
1/23/08	H	L	112	114
11/10/08	H	W	94	87
11/23/08	A	W	118	103
1/11/09	A	W	94	88
1/12/09*	H	W	115	109
11/27/10	H	W	116	103
1/2/10	H	W	103	96
1/10/10	A	W	114	107
4/7/10	A	W	115	107
11/21/10	A	L	101	102
11/26/10	H	W	110	101
1/2/11	A	W	93	79
1/7/11	H	W	122	102

\* Overtime  
 \*\* Double-overtime  
 \*\*\* Triple-overtime

## ALL-TIME SERIES

Boston leads 40-21 (Celtics are 22-8 at home)

**CURRENT STREAK:** Three Celtics wins

**LARGEST CELTICS WIN:** 28 points; 136-108 on 04/12/96 @ Boston and 112-84 on 12/07/07 @ Boston

**LARGEST RAPTORS WIN:** 31 points; 125-94 on 04/20/97 @ Boston



UTAH JAZZ

EnergySolutions Arena (19,911)  
301 West South Temple, Salt Lake City, UT 84101  
801-325-2500 • fax 801-325-2578

2010-11 RESULTS

Boston won 2-0 (Celtics were 1-0 at TD Garden)  
01/21/11 Utah 86 @ Boston 110  
02/28/11 Boston 107 @ Utah 102

2011-12 MATCHUPS

03/28/12 Utah at Boston

DIRECTORY

HEAD COACH: ..... Tyrone Corbin  
ASSISTANT COACHES: ..... Scott Layden, Jeff Hornacek  
ATHLETIC TRAINER: ..... Gary Briggs  
PUBLIC AND MEDIA RELATIONSS: ..... Linda Luchetti, Jonathan Rinehart, Derek Garduño, Hannah Lee  
CABLE TELEVISION: ..... ROOT Sports. Broadcaster: Craig Bolerjack, Matt Harpring  
RADIO: ..... KFAN (1320AM). Broadcaster: David Locke, Ron Boone

2010-2011 SEASON SERIES (2-0) BOSTON VS. UTAH

PLAYER	G-GS	MIN	FG-FGA	PCT	3FG-FGA	PCT	FT-FTA	PCT	OFF	DEF	TOT	AST	PF-DQ	STL	TO	BLK	PTS	AVG	HI
Pierce	2-2	64	9-18	.500	5-7	.714	18-19	.947	0	10	10	4	7-0	5	1	2	41	20.5	21
Green	2-2	61	14-23	.609	0-0	----	9-10	.900	2	15	17	6	6-0	6	2	2	37	18.5	21
Allen	2-2	67	12-24	.500	7-16	.438	5-5	1.000	0	6	6	5	8-0	2	3	0	36	18.0	25
Erden	1-0	30	5-5	1.000	0-0	----	4-5	.800	2	5	7	0	5-0	5	2	1	14	14.0	14
Green (TOT)	3-2	88	15-29	.517	2-7	.286	10-10	1.000	2	9	11	1	9-0	0	1	2	42	14.0	20
Green (BOS)	1-0	19	2-6	.333	0-1	.000	1-1	1.000	0	2	2	0	3-0	0	0	1	5	5.0	5
Davis	2-0	56	7-17	.412	0-0	----	8-10	.800	4	7	11	2	8-0	1	6	1	22	11.0	15
Rondo	2-2	73	11-22	.500	0-0	----	0-0	----	2	7	9	25	3-0	5	9	0	22	11.0	18
Daniels	1-0	26	3-4	.750	1-1	1.000	1-1	1.000	1	3	4	6	4-0	1	2	1	8	8.0	8
Robinson	1-0	17	3-6	.500	2-4	.500	0-0	----	0	1	1	0	6-1	2	2	0	8	8.0	8
Krasic (TOT)	4-4	96	12-28	.429	0-0	----	7-8	.875	5	14	19	1	9-0	1	3	1	31	7.8	12
Krasic (BOS)	1-1	30	4-7	.571	0-0	----	3-4	.750	1	4	5	0	3-0	0	1	0	11	11.0	11
Arroyo (TOT)	2-2	52	2-7	.286	1-2	.500	5-8	.625	0	0	0	2	4-0	1	1	0	10	5.0	10
Bradley	1-0	6	2-6	.333	0-0	----	0-1	.000	0	1	1	1	2-0	0	0	0	4	4.0	4
Water	2-0	17	3-9	.333	1-5	.200	0-0	----	1	0	1	3	0-0	0	0	0	7	3.5	7
S. O'Neal	1-1	6	1-1	1.000	0-0	----	0-0	----	0	0	0	1	1-0	1	0	0	2	2.0	2
Harangody	1-0	6	0-1	.000	0-1	.000	0-0	----	0	1	1	1	1-0	0	0	0	0	0.0	0
Johnson	1-0	3	0-0	----	0-0	----	0-0	----	0	1	1	1	0-0	0	0	0	0	0.0	0
<b>CELTICS</b>	<b>2</b>	<b>480</b>	<b>76-149</b>	<b>.510</b>	<b>16-36</b>	<b>.444</b>	<b>49-56</b>	<b>.875</b>	<b>13</b>	<b>63</b>	<b>76</b>	<b>53</b>	<b>57-1</b>	<b>24</b>	<b>30</b>	<b>8</b>	<b>217</b>	<b>108.5</b>	<b>110</b>
<b>JAZZ</b>	<b>2</b>	<b>480</b>	<b>63-148</b>	<b>.426</b>	<b>5-20</b>	<b>.250</b>	<b>57-71</b>	<b>.805</b>	<b>21</b>	<b>54</b>	<b>75</b>	<b>35</b>	<b>49-0</b>	<b>11</b>	<b>34</b>	<b>9</b>	<b>188</b>	<b>94.0</b>	<b>102</b>

2010-2011 SEASON SERIES (0-2) UTAH VS. BOSTON

PLAYER	G-GS	MIN	FG-FGA	PCT	3FG-FGA	PCT	FT-FTA	PCT	OFF	DEF	TOT	AST	PF-DQ	STL	TO	BLK	PTS	AVG	HI
Jefferson	2-2	67	12-32	.375	0-0	----	11-13	.846	6	18	24	5	7-0	0	5	4	35	17.5	28
Harris (TOT)	4-4	119	21-43	.488	3-12	.250	17-20	.850	0	8	8	18	12-0	4	10	0	62	15.5	20
Harris (UTA)	1-1	34	6-11	.545	1-4	.250	6-7	.857	0	1	1	5	2-0	1	2	0	19	19.0	19
Kirilenko	2-2	55	10-18	.556	0-1	.000	9-11	.818	4	7	11	5	2-0	1	2	1	29	14.5	18
Millisap	2-2	61	9-22	.409	0-0	----	10-11	.909	2	5	7	1	7-0	2	6	0	28	14.0	17
Elson	1-0	14	4-9	.444	0-0	----	1-2	.500	1	0	1	0	4-0	0	0	0	9	9.0	9
Hayward	2-0	43	5-11	.455	1-1	1.000	4-4	1.000	1	6	7	5	3-0	1	0	1	15	7.5	12
Watson	2-0	39	3-11	.273	1-3	.333	8-12	.667	3	4	7	4	4-0	2	8	1	15	7.5	11
Fesenko	1-0	17	3-5	.600	0-0	----	1-2	.500	1	4	5	1	1-0	0	3	0	7	7.0	7
Favors (TOT)	4-1	78	11-17	.647	0-0	----	5-9	.556	7	10	17	2	15-1	1	6	3	27	6.8	10
Favors (UTA)	1-0	16	4-5	.800	0-0	----	1-2	.500	2	2	4	1	2-0	0	1	0	9	9.0	9
Miles	2-0	30	4-13	.308	2-5	.400	1-1	1.000	0	4	4	0	7-0	2	1	0	11	5.5	9
Williams	1-1	23	1-4	.250	0-3	.000	3-4	.750	0	0	0	6	4-0	0	5	0	5	5.0	5
Bell	2-2	59	2-7	.286	0-3	.000	2-2	1.000	1	2	3	2	5-0	2	2	0	6	3.0	4
Okur	1-0	7	0-0	----	0-0	----	0-0	----	0	1	1	0	1-0	0	0	0	0	0.0	0
Price	1-0	16	0-0	----	0-0	----	0-0	----	0	0	0	0	0-0	0	1	0	0	0.0	0
<b>JAZZ</b>	<b>2</b>	<b>480</b>	<b>63-148</b>	<b>.426</b>	<b>5-20</b>	<b>.250</b>	<b>57-71</b>	<b>.803</b>	<b>21</b>	<b>54</b>	<b>75</b>	<b>35</b>	<b>49-0</b>	<b>11</b>	<b>34</b>	<b>9</b>	<b>188</b>	<b>94.0</b>	<b>102</b>
<b>CELTICS</b>	<b>2</b>	<b>480</b>	<b>76-149</b>	<b>.510</b>	<b>16-36</b>	<b>.444</b>	<b>49-56</b>	<b>.875</b>	<b>13</b>	<b>63</b>	<b>76</b>	<b>53</b>	<b>57-1</b>	<b>24</b>	<b>30</b>	<b>8</b>	<b>217</b>	<b>108.5</b>	<b>110</b>



## CELTICS VS. JAZZ GAME-BY-GAME RESULTS

Date	H/A	W/L	Celtics	Opp	Date	H/A	W/L	Celtics	Opp
12/8/74	A	W	111	101	12/26/01	A	L	86	99
12/20/74	H	W	110	106	11/11/02	H	W	112	95
1/22/75	A	W	110	102	3/24/03	A	L	91	96
3/26/75	H	W	113	100	12/8/03	A	W	102	80
12/5/75	H	W	104	93	12/19/03	H	L	96	99
12/14/75	A	W	102	93	12/17/04	H	W	114	106
3/5/76	A	W	98	93	2/25/05	A	W	109	102
3/9/76	H	L	99	117	12/21/05	H	W	101	89
3/23/76*	A	W	101	97	2/21/06	A	W	103	83
11/2/76	A	L	97	115	11/10/06	H	L	100	107
11/12/76	H	W	117	110	2/24/07	A	L	87	105
1/18/77	A	L	89	99	12/29/07	A	W	104	98
4/8/77	H	W	120	109	3/24/08	H	L	92	110
1/24/78	A	L	91	96	12/15/08	H	W	100	91
3/1/78	A	L	100	101	2/19/09	A	L	85	90
3/3/78	H	W	116	113	11/11/09	H	W	105	86
4/1/78	H	W	119	108	3/22/10	A	L	97	110
10/19/78	A	L	115	120	1/21/11	H	W	110	86
12/13/78	H	W	102	96	2/28/11	A	W	107	102
2/28/79	H	W	122	112					
4/3/79	A	L	125	141					
11/16/79	H	W	113	97					
2/20/80	A	W	105	98					
1/21/81	H	W	117	87					
2/13/81	A	L	89	104					
12/30/81	A	W	121	110					
2/24/82	H	W	132	90					
11/26/82	H	W	137	103					
1/1/83	A	W	127	112					
11/16/83	A	L	109	122					
3/7/84	H	W	117	106					
12/14/84	H	W	117	106					
2/18/85	A	W	110	94					
11/20/85*	H	W	115	106					
12/28/85	A	W	110	108					
2/16/87	A	L	89	109					
3/4/87	H	W	123	105					
12/16/87	H	W	121	111					
1/4/88	A	W	107	99					
12/14/88	H	W	112	104					
2/16/89	A	L	114	129					
12/20/89	H	W	113	109					
2/21/90	A	L	103	116					
11/16/90	H	W	114	89					
3/13/91	A	L	109	112					
12/20/91	H	W	112	101					
2/17/92	A	L	83	88					
11/18/92	H	L	91	92					
12/26/92	A	L	92	108					
12/17/93	H	L	96	97					
12/29/93	A	L	107	110					
1/13/95	H	L	93	95					
2/18/95	A	L	98	108					
11/15/95	H	L	90	102					
2/20/96	A	L	98	112					
2/20/97	A	L	105	122					
3/19/97	H	L	100	113					
2/12/98	A	L	100	118					
3/4/98	H	L	94	110					
12/15/99	H	L	86	96					
2/15/00	A	W	101	99					
2/19/01	A	L	99	114					
3/2/01	H	W	103	99					
12/21/01	H	W	98	92					

\* Overtime  
\*\* Double-overtime

**JAZZ:** New Orleans Jazz 1974-79; Utah Jazz 1979-present.

## ALL-TIME SERIES

Boston leads 47-36 (Celtics are 30-11 at home)

**CURRENT STREAK:** Two Celtics Wins

**LARGEST CELTICS WIN:** 42 points; 132-90 on 02/24/82 @ Boston

**LARGEST JAZZ WIN:** 20 points; 109-89 on 02/16/87 @ Utah



**WIZARDS**

**WASHINGTON WIZARDS**  
 Verizon Center (20,278)  
 601 F Street, NW, Washington, DC 20004  
 202-661-5000 • fax 202-661-5113

**2010-11 RESULTS**

Series split 2-2 (Celtics were 2-0 at TD Garden)  
 11/17/10 Washington 83 @ Boston 114  
 01/22/11 Boston 83 @ Washington 85  
 04/08/11 Washington 88 @ Boston 104  
 04/11/11 Boston 94 @ Washington 95

**2011-12 MATCHUPS**

01/01/12 Boston at Washington  
 01/02/12 Washington at Boston  
 01/22/12 Boston at Washington  
 03/25/12 Washington at Boston

**DIRECTORY**

**HEAD COACH:** ..... Flip Saunders  
**ASSISTANT COACHES:** ..... Randy Wittman, Don Zierden, Sam Cassell, Ryan Saunders, Mike Wells, Gene Banks  
**ATHLETIC TRAINER:** ..... Eric Waters  
**PUBLIC AND MEDIA RELATIONS:** ..... Scott Hall, Daren Jenkins, Ketsia Colimon  
**BROADCAST TELEVISION:** ..... Comcast SportsNet. Broadcasters: Steve Buckhantz, Phil Chenier, Chris Miller  
**RADIO:** ..... 106.7 The Fan. Broadcasters: Dave Johnson, Glenn Consor

**2010-2011 SEASON SERIES (2-2) BOSTON VS. WASHINGTON**

PLAYER	G-GS	MIN	FG-FGA	PCT	3FG-FGA	PCT	FT-FTA	PCT	OFF	DEF	TOT	AST	PF-DQ	STL	TO	BLK	PIS	AVG	HI
Pierce	3-3	94	19-40	.475	5-10	.500	14-17	.824	5	18	23	7	6-0	2	4	3	57	19.0	23
Garnett	3-3	91	22-32	.688	0-0	---	6-7	.857	4	18	22	7	5-0	2	3	2	50	16.7	18
J. O'Neal	1-1	37	6-15	.400	0-0	---	3-7	.429	5	8	13	1	4-0	0	2	5	15	15.0	15
Rondo	3-3	107	18-31	.581	0-2	.000	9-11	.818	0	7	7	36	6-0	9	12	2	45	15.0	20
Allen	3-3	101	16-33	.485	4-17	.235	4-6	.667	1	6	7	10	4-0	3	5	1	40	13.3	16
S. O'Neal	1-1	22	6-7	.857	0-0	---	1-5	.200	4	2	6	0	2-0	0	0	0	13	13.0	13
Green (BOS)	2-1	63	9-24	.375	0-2	.000	5-7	.714	4	13	17	4	4-0	2	1	0	23	11.5	20
Davis	4-1	121	14-34	.412	0-0	---	11-13	.846	3	14	17	8	13-0	6	4	1	39	9.8	20
Krstic (BOS)	2-1	43	7-11	.636	0-0	---	7-8	.875	3	8	11	0	6-0	0	5	2	21	10.5	17
D. West	3-1	50	10-18	.556	3-4	.750	2-2	1.000	1	9	10	6	6-0	3	6	3	25	8.3	12
Erden	2-1	46	6-12	.500	0-0	---	3-3	1.000	6	8	14	2	8-0	1	5	0	15	7.5	9
Robinson	2-0	31	5-12	.417	1-5	.200	0-0	---	0	1	1	3	4-0	1	2	0	11	5.5	6
Wafer	3-1	58	5-15	.333	1-5	.200	3-4	.750	0	3	3	3	1-0	1	3	1	14	4.7	11
Daniels	2-0	41	3-6	.500	0-0	---	2-4	.500	3	2	5	2	1-0	1	0	1	8	4.0	4
Murphy (BOS)	2-0	28	3-10	.300	0-1	.000	2-2	1.000	1	3	4	0	4-0	1	2	0	8	4.0	4
Arroyo (BOS)	2-0	32	1-5	.200	1-1	1.000	4-4	1.000	1	3	4	3	2-0	4	4	0	7	3.5	7
Harangody	1-0	5	1-2	.500	0-0	---	0-0	---	0	2	2	0	0-0	0	0	0	2	2.0	2
Pavlovic (BOS)	1-0	8	1-2	.500	0-0	---	0-0	---	0	1	1	1	2-0	0	0	0	2	2.0	2
Bradley	1-0	7	0-1	.000	0-0	---	0-0	---	0	0	0	0	3-0	0	1	0	0	0.0	0
<b>CELTICS</b>	<b>4</b>	<b>985</b>	<b>152-310</b>	<b>.490</b>	<b>15-47</b>	<b>.319</b>	<b>76-100</b>	<b>.760</b>	<b>41</b>	<b>126</b>	<b>167</b>	<b>97</b>	<b>81-0</b>	<b>36</b>	<b>64</b>	<b>21</b>	<b>395</b>	<b>98.8</b>	<b>114</b>
<b>WIZARDS</b>	<b>4</b>	<b>985</b>	<b>133-319</b>	<b>.417</b>	<b>10-43</b>	<b>.233</b>	<b>75-104</b>	<b>.721</b>	<b>53</b>	<b>111</b>	<b>164</b>	<b>54</b>	<b>96-2</b>	<b>35</b>	<b>67</b>	<b>25</b>	<b>351</b>	<b>87.8</b>	<b>95</b>

**2010-2011 SEASON SERIES (2-2) WASHINGTON VS. BOSTON**

PLAYER	G-GS	MIN	FG-FGA	PCT	3FG-FGA	PCT	FT-FTA	PCT	OFF	DEF	TOT	AST	PF-DQ	STL	TO	BLK	PIS	AVG	HI
Wall	3-3	126	19-47	.404	2-3	.667	20-24	.833	1	16	17	14	13-0	6	13	1	60	20.0	24
Lewis (WAS)	1-1	34	7-13	.538	0-1	.000	4-4	1.000	4	7	11	0	4-0	0	3	0	18	18.0	18
Blatche	4-4	129	23-47	.489	2-2	1.000	9-14	.643	6	14	20	4	12-1	3	12	7	57	14.3	20
McGee	4-4	125	21-42	.500	0-0	---	10-18	.556	17	18	35	1	12-1	3	8	11	52	13.0	16
Young	2-1	69	10-28	.357	1-7	.143	5-7	.714	1	4	5	2	2-0	2	1	0	26	13.0	20
Crawford (WAS)	2-2	86	16-37	.432	1-4	.250	3-3	1.000	1	2	3	9	7-0	2	8	0	36	18.0	19
Thornton	2-1	43	7-13	.538	1-3	.333	8-10	.800	2	4	6	0	2-0	0	3	1	23	11.5	15
Hinrich	1-1	30	4-10	.400	0-2	.000	2-4	.500	1	3	4	5	1-0	0	2	0	10	10.0	10
Arenas	1-1	31	3-11	.273	2-7	.286	1-2	.500	1	2	3	1	4-0	3	4	0	9	9.0	9
Jeffers (WAS)	2-0	38	4-7	.571	0-0	---	2-2	1.000	3	5	8	2	3-0	3	2	0	10	5.0	8
Shakur	1-0	10	2-4	.500	0-2	.000	1-1	1.000	1	1	2	5	3-0	0	0	2	5	5.0	5
Owens (WAS)	2-0	48	3-7	.429	1-3	.333	2-5	.400	1	6	7	0	6-0	5	4	1	9	4.5	7
Yi	3-0	48	6-16	.375	0-0	---	0-0	---	3	12	15	2	6-0	1	1	0	12	4.0	6
Evans (WAS)	2-2	43	2-11	.182	0-3	.000	2-2	1.000	1	5	6	2	6-0	1	1	1	6	3.0	4
Martin	2-0	21	2-8	.250	0-3	.000	3-4	.750	1	0	1	0	0-0	2	0	0	7	3.5	4
Armstrong	1-0	13	1-1	1.000	0-0	---	0-0	---	1	3	4	0	3-0	0	1	0	2	2.0	2
Hudson	1-0	14	0-5	.000	0-3	.000	2-2	1.000	1	0	1	4	4-0	1	1	0	2	2.0	2
Booker	2-0	26	1-5	.200	0-0	---	1-2	.500	2	3	5	2	1-0	1	0	0	3	1.5	3
Seraphin	4-0	50	2-7	.286	0-0	---	0-0	---	5	6	11	1	7-0	2	2	1	4	1.0	2
<b>WIZARDS</b>	<b>4</b>	<b>985</b>	<b>133-319</b>	<b>.417</b>	<b>10-43</b>	<b>.233</b>	<b>75-104</b>	<b>.721</b>	<b>53</b>	<b>111</b>	<b>164</b>	<b>54</b>	<b>96-2</b>	<b>35</b>	<b>67</b>	<b>25</b>	<b>351</b>	<b>87.8</b>	<b>95</b>
<b>CELTICS</b>	<b>4</b>	<b>985</b>	<b>152-310</b>	<b>.490</b>	<b>15-47</b>	<b>.319</b>	<b>76-100</b>	<b>.760</b>	<b>41</b>	<b>126</b>	<b>167</b>	<b>97</b>	<b>81-0</b>	<b>36</b>	<b>64</b>	<b>21</b>	<b>395</b>	<b>98.8</b>	<b>114</b>



# CELTICS VS. WIZARDS GAME-BY-GAME RESULTS (SINCE 1964-65)

Date	H/A	W/L	Celtics	Opp	Date	H/A	W/L	Celtics	Opp	Date	H/A	W/L	Celtics	Opp	Date	H/A	W/L	Celtics	Opp
10/24/64	H	W	131	103	3/14/73	H	W	111	107	3/23/85	A	W	104	98	1/7/98	A	L	108	110
10/25/64	A	W	112	100	3/16/73	A	L	97	103	4/5/85	H	W	115	104	1/28/98	H	L	104	102
11/17/64	A	L	99	102	3/28/73	H	W	120	101	11/2/85	A	W	88	73	3/6/98	H	W	108	98
12/12/64	H	W	112	99	10/20/73	A	L	87	96	11/15/85	H	W	118	114	4/18/98	A	L	95	112
12/30/64	A	W	121	104	11/28/73	H	W	111	104	1/31/86	A	W	97	88	2/27/99	A	L	75	86
1/20/65	A	W	131	105	2/3/74	A	L	99	112	2/5/86	H	W	103	88	4/7/99	H	W	108	87
1/25/65	N	W	142	104	2/11/74	A	L	95	99	3/8/86*	A	L	108	110	4/18/99	A	W	101	98
2/3/65	H	L	114	122	3/11/74	H	W	129	103	3/28/86	H	W	116	97	4/25/99	H	W	113	84
2/14/65	H	W	126	111	3/26/74	A	L	108	126	10/31/86	H	W	120	102	11/3/99	H	W	112	101
3/5/65	A	L	124	128	11/16/74	A	W	124	109	11/7/86	A	W	88	86	1/17/00	A	W	105	101
10/30/65	H	W	105	100	12/13/74	H	L	89	108	12/2/86	H	L	109	117	3/31/00	H	L	102	104
11/5/65	A	W	129	118	3/19/75	A	L	90	97	12/13/86	A	W	105	98	4/18/00	A	W	114	81
11/9/65	N	W	130	116	4/4/75	H	W	95	94	3/26/87	A	L	103	106	11/25/00	H	W	116	109
12/25/65	A	W	113	99	11/13/75	A	L	107	110	4/1/87	H	W	103	86	11/8/00	A	L	89	109
12/26/65	H	W	120	99	12/12/75	H	W	130	108	11/7/87**	A	W	140	139	3/9/01	H	W	104	72
1/19/66	H	W	129	89	1/9/76	H	W	118	113	12/15/87	A	W	122	102	4/7/01	H	W	102	100
1/22/66	A	L	107	132	3/14/76	H	L	89	102	1/8/88	H	W	125	109	11/7/01	H	W	104	95
2/5/66	A	L	94	113	4/11/76	A	W	103	99	1/27/88	H	W	106	100	11/24/01	A	L	84	88
2/27/66	A	L	92	132	11/5/76	H	L	104	107	3/23/88	H	W	104	89	3/10/02	H	W	98	91
3/13/66	H	W	129	98	11/6/76	A	L	103	109	4/17/88	A	L	92	98	3/11/02	A	W	104	99
10/21/66	H	W	111	91	2/16/77	A	L	92	111	11/18/88	H	W	114	108	10/31/02	A	L	69	114
11/18/66	H	W	143	119	3/25/77	H	L	97	122	11/19/88	A	L	104	108	1/6/03	H	L	95	100
11/19/66	A	W	147	125	12/13/77	A	L	93	103	12/13/88	A	L	105	115	4/6/03	H	L	98	99
1/14/67	A	W	115	106	2/3/78	H	W	116	94	1/31/89	A	L	103	110	4/9/03	A	W	87	83
1/20/67	H	W	129	117	3/21/78	A	L	107	119	2/3/89	H	W	117	108	1/23/04	H	W	100	89
2/1/67	A	W	111	107	4/6/78	H	L	103	112	4/18/89	H	L	113	121	3/9/04	H	W	94	90
2/9/67	N	L	124	128	11/22/78	H	L	103	119	11/8/89	A	L	103	112	3/13/04	A	W	111	102
2/22/67	A	W	135	120	12/16/78	A	L	117	125	1/3/90	H	W	120	101	4/4/04	A	L	102	112
3/12/67	H	W	123	118	1/24/79	H	L	106	128	1/6/90	A	W	102	88	11/7/04*	A	L	105	110
10/21/67	A	W	125	109	4/4/79	A	L	119	145	1/25/90	A	L	98	99	12/31/04	H	W	108	103
11/10/67	H	W	115	114	10/19/79	H	W	130	93	3/9/90	H	L	108	115	3/13/05	H	W	105	101
11/25/67	A	L	118	126	11/3/79	A	W	118	97	11/17/90	A	W	102	90	4/5/05	A	W	116	108
12/8/67	H	W	123	108	1/25/80	H	L	107	118	11/30/90	H	W	123	95	7/7/06	A	L	102	103
1/20/68	A	L	115	118	1/31/80	A	W	119	103	1/12/91	A	L	99	116	1/25/06	H	L	87	89
2/2/68	H	W	120	99	3/9/80*	A	H	128	133	2/3/91	H	W	119	101	3/7/06*	A	W	116	115
3/16/68	A	W	136	111	3/25/80	A	W	96	95	3/15/91	A	W	94	86	4/5/06	H	L	91	108
3/17/68	H	L	139	147	10/25/80	A	W	103	87	3/20/91	H	W	102	81	11/4/06	H	L	117	124
12/10/68	H	L	101	115	11/12/80	H	W	93	86	11/2/91	A	L	118	126	1/20/07*	A	L	110	115
12/14/68	A	L	101	110	12/7/80	H	L	103	113	11/25/91	H	W	121	108	1/28/07	H	L	91	105
1/20/69	A	L	109	122	12/10/80	A	W	101	99	1/28/92	A	W	98	87	11/2/07	H	W	103	83
1/26/69	H	W	124	86	3/17/81	A	W	112	91	4/1/92	H	W	120	106	1/12/08	A	L	78	85
2/5/69	A	L	112	124	3/20/81	H	W	128	116	11/7/92	A	L	97	101	1/14/08	H	L	83	88
3/15/69	A	L	98	99	10/30/81	H	W	124	100	11/25/92	H	W	150	112	4/9/08	A	L	95	109
3/23/69	H	W	126	98	11/10/81	A	W	90	84	1/13/93	H	W	98	93	12/11/08	A	W	122	88
10/18/69	A	L	117	124	11/27/81	H	W	113	100	3/28/93	H	W	114	113	1/2/09	H	W	108	83
11/14/69	A	L	108	109	12/18/81	A	W	99	98	4/25/93	A	W	106	94	4/15/09	H	W	115	107
11/29/69	A	W	121	106	3/16/82*	A	W	98	97	11/6/93	A	W	100	88	12/10/09	A	W	104	102
12/3/69	H	W	113	105	3/31/82	H	W	119	109	12/1/93	H	W	120	113	2/1/10	A	W	99	88
1/9/70	H	L	130	142	11/5/82	H	W	104	97	3/24/94*	A	W	123	117	3/7/10	H	W	86	83
1/31/70	A	L	117	120	1/24/83	A	L	91	93	4/1/94	H	L	95	99	4/9/10	H	L	96	106
3/15/70	H	L	127	130	1/26/83	H	W	125	99	4/17/94	A	L	100	142	11/7/10	H	W	114	83
11/14/70	A	L	101	122	2/18/83*	A	L	101	104	11/19/94	A	W	103	102	1/22/11	A	L	83	85
11/27/70	H	W	153	107	4/2/83*	A	W	120	117	1/9/95	H	W	114	101	4/8/11	H	W	104	88
12/19/70	A	L	128	134	4/8/83	H	L	99	107	3/1/95**	H	L	124	125	4/11/11	A	L	94	95
1/22/71	H	L	117	136	11/5/83	A	W	120	117	4/9/95	A	W	110	98					
2/12/71	A	W	113	109	12/16/83	H	L	93	100	11/17/95	H	W	110	100					
3/19/71	H	W	125	117	1/4/84	H	W	113	104	12/2/95	A	L	107	135					
10/16/71	H	W	134	114	3/6/84	A	W	108	85	4/10/96	H	L	108	122					
11/27/71	N	L	120	125	3/14/84	H	L	99	103	4/17/96	A	W	121	106					
2/1/72	A	W	115	108	3/27/84	A	W	106	93	11/16/96	A	L	92	106					
3/19/72	H	L	112	125	11/10/84	A	L	95	112	1/18/97	H	L	106	112					
10/21/72	A	W	104	101	11/23/84	H	W	118	110	3/26/97	A	L	92	105					
11/3/72	H	W	109	96	11/1/85	H	W	103	101	4/6/97	H	L	114	120					
1/17/73	N	W	116	98	2/2/85	A	W	97	91	12/12/97	H	W	97	88					

\* Overtime  
\*\* Double-overtime

**WIZARDS:** Chicago Packers 1961-62; Chicago Zephyrs 1962-63; Baltimore Bullets 1963-73; Capital Bullets 1973-74; Washington Bullets 1974-97; Washington Wizards 1997-present.

## ALL-TIME SERIES

Boston leads 172-104 (Celtics are 87-38 at home)

**CURRENT STREAK:** One Wizards win

**LARGEST CELTICS WIN:** 46 points; 153-107 on 11/27/70 @ Boston

**LARGEST WIZARDS WIN:** 45 points; 114-69 on 10/31/02 @ Washington

