


1976-77
BOSTON
CELTICS
OFFICIAL
YEARBOOK

\$2⁰⁰



www.retroseasons.com/library/

**Champions in any league,
Panasonic CB's
get the job done!**





1976-77 BOSTON CELTICS OFFICIAL YEARBOOK

A RaCon Sports Publication

© 1977, RaCon Publishing
RaCon Publishing, All Rights Reserved.
Reproduction in whole or in part without permission
is prohibited.


Additional copies may be obtained by sending \$2.50 to cover handling
and mailing costs to: Celtics Yearbook, Box E, Needham, MA 02192.

YEARBOOK STAFF

Publisher: Dick Raphael
Editor: Kevin Dupont
Design: Martin S. Riskin
Photography: Dick Raphael
Graphic Composition: Wayne Geehan
Assistant to Publisher: Susan Izzicupo
Advertising Manager: Dick Yousoufan
For Information Call: 617-742-1349
Typesetting: Serif & Sans Typesetting
E. Marshall and C. Baron, 742-5318
Printing: Congraf, Needham Hts. MA 02192

ACKNOWLEDGEMENT IS ACCORDED Jeffrey W. Cohen, Boston
Celtics Vice President & Asst. General Manager; J. Howard McHugh,
Boston Celtics Publicity Director; Carolyn Windle, Boston Celtics
Public Relations staff for unstinting assistance in the preparation
of this publication.

Cover Photo: Jo Jo White, Most Valuable Player of the 1976
NBA Championship Series.



Remember your First Suit?

Chances are it came from Kennedy's. Because whoever cared enough to buy you that suit cared about quality, fashion and price. After all, they wanted you to look terrific! Today, Kennedy's wants you to look even better. And after 84 years Kennedy's still has America's leading names in suits for men. An excellent

selection of vested, traditional and contemporary suits. Yes, Kennedy's still means value, quality, and the best fashion clothing; and more of it than any other store in town. That's why you'll find your next suit just as exciting as your first, at Kennedy's, New England's leading clothiers. Kennedy's...We remember!

KENNEDY'S

NEW ENGLAND NEW YORK NEW JERSEY


HAVLICEK

Somehow it doesn't register in the basketball mind. John Havlicek has hinted that this may be his last hurrah, that entering another season at age 35 is more than enough.

It doesn't seem possible that he can stop. Stopping John Havlicek has been the duty of the NBA's rank and file for 14 seasons. To stop Havlicek was to stop the Celtics in the late 60's. It just wasn't done.

Pride and the Celtics are synonymous. Pride and John Havlicek are perfectly synonymous.









OFFICIAL YEARBOOKS

1976-77 SEASON

- New York Islanders • New York Nets • Boston Bruins
- Boston Celtics • Buffalo Sabres • 1976 New York Yankees
Diary of a Winner • 1975 Boston Red Sox Diary of a Winner
- 1976 Cincinnati Reds Diary of a Winner
- 1976 Boston Red Sox Yearbook

Available by mail: \$2.50 each to cover handling and mailing costs.

SPECIAL!

All 8 books—including postage—\$12.00
Any 5 books—including postage—\$ 9.00
Any 3 books—including postage—\$ 5.00

(Please specify books by name. Mail to: RaCon, Box E, Needham, Mass. 02192)

LEVIN



IRVING H. LEVIN


Chairman of the Board

The Celtics majority owner and chairman of the board knows about success. He broke into the motion picture industry soon after World War II where he won many awards and achieved high executive standing. He directs those same successful efforts toward the Celtics now.

"My ambition," he says, "is to continue the strong Celtic influence in the NBA and make the team one which Bostonians can continue to be proud."

Levin is still very active in the motion picture business. He and Sam Schulman, both associates with Harold Lipton in the Seattle organization, are involved in the production and packaging of important motion pictures.

LIPTON



HAROLD LIPTON

Executive Vice President Secretary Treasurer

He is often there for THE RITUAL. Harold Lipton sits next to Red Auerbach, quietly watching the fast breaks, and soon the sacred cigar is ignited. Victory is within grasp. Auerbach is puffing. Lipton, part-owner of the Celtics, can enjoy the successful aroma while he sits with his president and general manager.

Lipton, a Harvard Law School graduate, helped form the Seattle Supersonics. His daughter, Peggy, starred in *The Mod Squad*. His two sons, Robert and Kenneth, are also in the motion picture and television fields. His wife is a professional artist.

RED



ARNOLD "RED" AUERBACH


President and General Manager

He has been part of each World Championship flag drawn to the Boston Garden rafters. A piece of Red Auerbach is in the fabric of all 13 green and white banners that signify basketball supremacy.

And Auerbach has been both coach and front office supreme. He designed the Celtics play, the fast break, the running, running, running for The Green. He coached that system to nine NBA championships before moving to the front office in 1966.

The dynasty he built with Bob Cousy and Bill Russell is the basis of Celtics pride. It is the basis of what keeps Auerbach dealing. Who knows what Sidney Wicks and Curtis Rowe may bring?

Why settle for Unleaded or Regular when you can have the best of both.



Most gasolines are either "Unleaded" or "Regular."
But Getty Unleaded Regular is different.

Getty's Unleaded gasoline has a high enough octane to be classified a
"Regular." Most unleads don't.

So Getty Unleaded Regular gives you the clean running smoothness
of "Unleaded" *plus* the octane performance of "Regular."

Yet Getty Unleaded Regular actually sells for *less* than most other
major unleads.

Getty Unleaded Regular.

We've got what's best for your car.




High Octane. Low Price.


There is a sense of tranquility in the locker room corner Jo Jo White occupies after each game. The six-time all-star sits with sneakers off, clutching box score, quietly remarking where things went right or wrong.

His murmurings are concise, typical of the man who plays such an exacting game. There are few flaws in White's 60-karat performances. "His play selection is almost flawless," says ex-Celtics great Bob Cousy. "He stops and shoots when he should, he goes to the hoop when he should, or he hits the open man."

WHITE







**Photographs for this book
taken with Nikon cameras
and equipment.**

Enough said.



Nikon cameras and equipment available at:

FERRANTI-DEGE STORES
INSTITUTIONAL AND RETAIL PHOTOGRAPHIC SUPPLIES

FERRANTI-DEGE
1252 Mass. Ave.
547-8600

FERRANTI-DEGE, TOO
1300 Mass. Ave.
547-8700

Mon. - Sat. 9-6 p.m.

Mon. - Sat. 8-6 p.m.

Both in Harvard Sq., Cambridge

COWENS



The pictures always show the same thing. Dave Cowens plays one way—with intensity.

The expression is there on the fast break, the foul line, turning for a hook in the key. There is that pained expression while he executes his attack.


Cowens, 6-foot-8, 230 pounds, is the complete NBA center. He can dominate the boards, fire the strong outside shot, pick off the wings with a sizzling outlet pass. He is at the top of his profession.






The home of the Celtics—the new Boston Garden


WBZ:



For those people who want to know when it's going to rain...



...or how to get out of a jam...



...or how their favorite team is doing...

The Morning Team,
The Afternoon Team,
& all your other friends at

WBZ RADIO **GROUP**
1030 **W**


1170 Soldiers Field Rd., Boston, Ma. 02134

WE HEAR YOU.

SCOTT

Maybe he can best be described as The Man Who Fell to Earth. Charlie Scott wasn't known as the most selfless player when the Celtics picked him up from Phoenix for Paul Westphal and two second-round draft choices in 1975. You called his likes a "ball hog" on the summertime asphalt.

The trade brought a transformation in Scott's character and it brought the Celtics perhaps their best backcourt since Bob Cousy and Bill Sharman or Sam Jones and K. C. Jones.









Tom Boswell

**Look for
Autograph
Basketballs
and other fine
Spalding
products
at these stores:**

Playlines Distributors In

305 Forbes Blvd
Mansfield, MA 02048

Child World

Littlefield St
Avon, MA 02322

Coffman Sales

366 Cambridge St
Woburn, MA 01801

Jordan Marsh

Dept C 820
Box 390
Boston, MA 02107

Jerry's Inc

Highland Ave
Salem, MA 01970

Lechmere Sales

Box 85
Cambridge, MA 02141

Pennyworths Inc

110 Munroe St
Lynn, MA 01901

Whitworths Sptg Goods Inc

487 Essex St
Lawrence, MA 01840

All Pro Sport Shop

630 Washington St
Dedham, MA 02026

SPALDING

PRESENTS

STREET BALL

WITH
**RICK BARRY
AND
DR. J!**

HEY LOOK!
IT'S **RICK BARRY
AND DR. J!**



Glad to see you're playing with a Spalding rubber ball like I grew up with.

Yeah, those vinyl balls are just too slick!

Rick Barry is holding a Spalding basketball. He is surrounded by a group of people who are looking at him with interest and excitement.

Aw, what difference can the ball make?

Julius Erving is holding a Spalding basketball. He is looking at it with a thoughtful expression.

My man, for real ball handling, you need that... Spalding touch!!!

SLAMDUNK!

Julius Erving is in mid-air, performing a slam dunk. The basketball is going through the hoop. The scene is filled with energy and motion lines.

Now it's my turn, Julius!

SWISH!

A 30-footer!!

What a magic touch!

You don't need magic - just practice with a Spalding autograph ball. It's got a rubber cover so you can really get a grip on it.

Julius Erving is shooting a basketball from a distance. The ball is in the air, and the hoop is visible. The scene is dramatic with large motion lines.

I believe it! I believe it!!

Julius Erving is holding a Spalding autograph basketball. He is looking at it with a smile.

"If you want the ball with the sure-handed feel, look for our signatures at your sporting goods dealer. Other autograph balls are signed by Wilt Chamberlain, 'Pistol Pete' and 'Ernie D.'"




KUBERSKI

Two years on the NBA's road to nowhere taught Steve Kuberski a few things. He says only the Celtics and maybe two other clubs really know how to play.

He should know. Lost in the expansion draft in 1974 after five years with the Celtics, Kuberski played for New Orleans, Milwaukee and Buffalo.

Kuberski, waived on by every other club, returned to the Celtics last year and started his first game back on December 12. He hit five of eight from the floor and hauled down five rebounds in 17 minutes of play.

Kuberski, 29 on November 6, has molded his 6-foot-8, 220-pound frame into a very effective power forward for the Celtics. For the only team it appears he can play. For the only team he wants to play. "The rest," he says, "can be put in a bag."



ARD



September 19, 1948 is Jim Ard's birthdate. However, he was reborn during last year's playoffs, reborn with the confidence he lacked for nearly two seasons with the Celtics.

The exact hour or day of the 1975 playoffs that the renaissance occurred can't be documented. But many will point to the two freethrows Ard sank in the triple overtime for the 128-126 win over Phoenix.

Ard finished the playoffs with 37 points and 29 rebounds, filling in for Dave Cowens whose late foul trouble brought Ard into 16 games. The Boston Garden crowd, which Ard always felt sat in caustic judgement, had found a new hero.

ROWE

There should be few problems in Curtis Rowe's adaptation to the Boston game. His five years with the Pistons proved he is the quick, agile, fast break forward the Celtics like.

Rowe became a Celtic after former UCLA teammate Sidney Wicks had joined The Green. Boston's deal with the Pistons meant aging forward Paul Silas could find the things he wanted with the Denver Nuggets.

Rowe, a health food and conditioning enthusiast, plays a strong running game and put together a chain of 253 games before missing a pair with the Pistons last season.

The '75-'76 season was Rowe's best in his five-year career. He hit nearly 16 points per game and averaged around nine rebounds.

It's just a matter of time now. The adaptation could bring another flag.




WICKS



That Championship Feeling was missing for Sidney Wicks. Those UCLA glory days had disappeared in Portland where he and the Trailblazers never came near a title. It was time for a change.

So Boston's Irv Levin did some dealing with men in Portland and on October 12, 1976, Wicks became a member of the 13-time world champion Celtics.

STACOM



His first season had been sluggish at best. Kevin Stacom, known for his heroics at Providence College, averaged under three points per game in '74-'75.

Things didn't look much brighter at the start of last year. Then, in the 13th game of the season, things turned around. Boston, trailing the Cavaliers by 10, tossed in Stacom and he spearheaded a comeback for a 15-point victory.

So the polishing had begun. All that was expected from the PC whiz kid was starting to happen. He played in 77 regular season games and closed with a 5.3 average, having regained some of that college confidence.

BOSWELL



Tom Boswell's greeting was customary. Last year's first-round draft pick out of South Carolina spent his debut in Boston, like most first-year Celtics, on the bench. He had 96 points in 35 games for a 2.7 average while learning the system.

Tom Heinsohn feels Boswell "could be a great one."

COOK




The top priority in the 1976 draft was simple—find a forward able to shoot. The Celtics found Norm Cook.

The 6-foot-9, 210-pounder from the University of Kansas averaged 14.8 points per game his senior year. Boston's top draft choice had a dismal junior year but was the MVP of the 1975 Pan-Am team.

Cook led Kansas in scoring and rebounding (7.9) in his senior year. He was second on the team with steals and blocked shots.

He probably will spend his first year on the bench but if he gets in you can be sure the shots will go up.

SAUNDERS



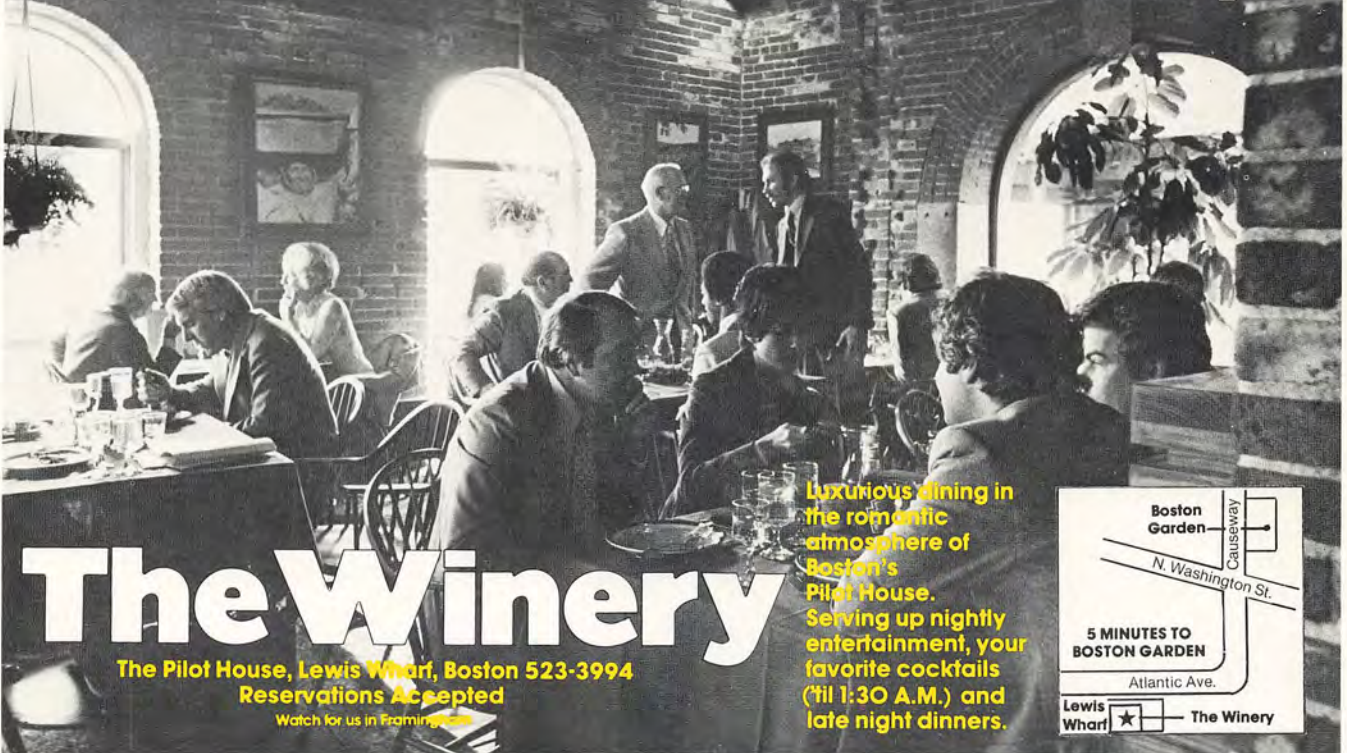
His first year with the Suns had been good. Fred Saunders, Phoenix's second pick in the 1974 draft, averaged 6.1 points per game as a power forward.

Then the dislocated elbow. Saunders knocked it out of place in the following training camp and never did get back into the Phoenix lineup. He played in only 17 games and finished with 3.6 points per game.

The Celtics invited him to a tryout during last year's playoffs, and everyone liked what they saw. Saunders can jump off the bench and do a strong job, both shooting and rebounding.

He sharpened his game in the Southern California Pro League this past summer and should bolster the already strong frontcourt.

Only a fast break away!



The Winery

The Pilot House, Lewis Wharf, Boston 523-3994
Reservations Accepted
Watch for us in Framingham

Luxurious dining in the romantic atmosphere of Boston's Pilot House. Serving up nightly entertainment, your favorite cocktails (till 1:30 A.M.) and late night dinners.



BOSTON REGULAR SEASON SCORING 1975-76

	G.	Min.	FGM	FGA	Pct.	FTM	FTA	Pct.	Off. Reb.	Def. Reb.	Tot. Reb.	Ast.	PF	Pts.	Avg.	Hi
Cowens	78	3101	611	1305	.468	257	340	.756	335	911	1246	325	314	1479	19.0	39
J. White	82	3257	670	1492	.449	212	253	.838	61	252	313	445	183	1552	18.9	34
Scott	82	2913	588	1309	.449	267	335	.797	106	252	358	341	356	1443	17.6	32
Havlicek	76	2598	504	1121	.450	281	333	.844	116	198	314	278	204	1289	17.0	38
Silas	81	1662	315	740	.426	236	333	.709	365	660	1025	203	227	866	10.7	19
D. Nelson	75	943	175	379	.462	127	161	.789	56	126	182	77	115	477	6.4	27
McDonald	75	1019	191	456	.419	40	56	.714	56	79	135	68	123	422	5.6	18
Stacom	77	1114	170	387	.439	68	91	.747	62	99	161	128	117	408	5.3	16
Kuberski(tot)	70	967	135	291	.464	71	79	.899	90	169	259	47	133	341	4.9	20
Kuberski(Bos)	60	882	128	274	.467	68	76	.895	86	148	234	44	123	324	5.4	20
Ard	81	853	107	294	.364	71	100	.710	96	193	289	48	141	285	3.5	18
J. Anderson	22	126	25	45	.556	11	16	.688	4	9	13	6	25	61	2.8	8
Boswell	35	275	41	93	.441	14	24	.583	26	45	71	16	70	96	2.7	9
Searcy	4	12	2	6	.333	2	2	1.00	0	0	0	1	4	6	1.5	2


We're 4 Pride

Pride in our National Champion Celtics. Pride in providing the TV4 viewers the best coverage of sports in New England.

Len Berman and Bob Cousy bring you all the action of 20 regular season Celtics games.


Eyewitness Sports

TV4
WBZ-TV




THE PLAYOFFS

THE BRAVES



Ernie DiGregorio found his game but it just wasn't enough as the Celtics eliminated the Braves in six games in the quarterfinal round of the NBA playoffs.


THE CAVALIERS



Cleveland center Nate Thurmond was a bit befuddled as the Celtics eliminated the Cavaliers in six games of the NBA championship semifinals.



Jo Jo White leads fast break against Cleveland.



THE SUNS



Dave Cowens and Phoenix's Alvan Adams supplied a center showcase in the NBA's Championship Series which the Celtics won in six games.

John Havlicek hits off-balance jumper in lane that looked like 111-110 winner in Game 5 of Championship Series vs. Phoenix. The Suns forced a third overtime, however, but those at the Garden will remember this as **THE SHOT.**

Dick Raphael / Sports Illustrated © Time Inc.





Charlie Scott leaves Phoenix again – this time a world champion. Captain John Havlicek tastes champagne of the 13-year vintage.



21
ARRIVALS



(Photo by Alan Altman)

**Jo Jo White greets The World Champion fans at Boston's Logan Airport.
Boston welcomes its winners at City Hall.**

(Photo by Alan Altman)

WORLD CHAMPIONS!



THE PLAYOFFS

BUFFALO

GAME NO. 1

Celtics 107 . . . Braves 98

Cowens played 47 minutes, scored 30 points and his three steals led to three fast break baskets. Thirty Buffalo turnovers resulted in 30 Boston points. Celts built eight-point lead in first quarter with 20-6 spurt. McAdoo was held to only 16 points by Cowens. Havlicek's turnaround and a pair of free throws by Cowens finished Braves at end.

GAME NO. 2

Celtics 101 . . . Braves 96

Havlicek, who injured left foot in first game, sat out and Nelson teamed with Kuberski in fill-in role. Nelson finished with 22 points, 12 in the first quarter. "Nel-lie, Nel-lie," the Garden crowd chanted on his last trip to the line. McAdoo had 30 of Buffalo's first 60 points.

GAME NO. 3

Braves 98 . . . Celtics 93

Smith's 29 points and DiGregorio's clever ball handling led way for the Braves. White's layup with 3:25 remaining brought Celtics within a point, 89-88. But Smith and Shumate hit key hoops to put away the Green.

GAME NO. 4

Braves 124 . . . Celtics 122

Shumate blocked Nelson's shot with one second remaining, the turnaround jumper fell short and the Braves evened the series, 2-2. Smith, who finished with 28 points and 10 assists, hit the winner with three seconds on the clock. DiGregorio's 21 points, 13 in the final quarter, ran down Stacom and McDonald. McAdoo finished with 30 points and 17 rebounds.

GAME NO. 5

Celtics 99 . . . Braves 88

Silas, while holding McAdoo to 23 points, ripped off 22 rebounds and collected 15 points with two crucial hoops late in the final quarter. "I just told him to let it flow," Scott said of Silas. The power forward forced constant turnovers while limiting Big Mac. Nelson hit for 10 points and added five rebounds. Havlicek made a late appearance to cool a few heads.

GAME NO. 6

Celtics 104 . . . Braves 100

Braves, keying on Cowens underneath, had to leave the guards alone and Scott threw in 31 points. Scott had one stretch of nine consecutive shots without a miss. Nine straight Boston points in two minutes of final period gave breathing room. Cowens was held to 12 shots and 10 points but the weak side open killed the Braves. Scott's jumper in fourth gave Celts 81-80 lead and Buffalo never caught up.

CLEVELAND

GAME NO. 1

Celtics 111 . . . Cavaliers 99

White's 20-footer and Kuberski's two free throws broke the 77-77 tie which started the final quarter. Cavaliers then went cold, not scoring a hoop in 35½ minutes and Boston managed a 15-point lead. Havlicek, entering with nine minutes left in first quarter, played rest of the way and finished with 26 points.

GAME NO. 2

Celtics 94 . . . Cavaliers 89

Russell brought Cleveland within two, 83-81, with three minutes left. White, Nelson and Kuberski accounted for next six points and it was over. Thurmond, who fouled out with a questionable shove of Cowens, didn't quite care for the call. His screaming was about the only Cavalier excitement.

GAME NO. 3

Cavaliers 83 . . . Celtics 78

Not a lesson in finesse. Cavaliers led by four, 58-54, entering the fourth quarter—a normal halftime score. Two Silas free throws with 9:55 left tied it at 62. Cavaliers followed with six consecutive points, four by Brewer. He finished with 15 rebounds, six offensively. White hit from downtown with 3:15 left to close to within four, but Celts came no closer.

GAME NO. 4

Cavaliers 106 . . . Celtics 87

Celtics lost playoff control and also lost Havlicek again with foot injury. Nelson kept Celtics close with his 16 points in 21 fill-in minutes, all on the eve of his 36th birthday. Carr sparked Cavaliers down stretch with a banker which capped a 14-point lead with 3:10 left.

GAME NO. 5

Celtics 99 . . . Cavaliers 94

Silas hit a tap in with 24 seconds remaining and Havlicek tossed in two free throws with 11 seconds left for the win. Killilea, who took over after Heinsohn was run by Richie Powers, took a little help from Auerbach sitting at press table behind Celtics bench. Red nodded approval when Killilea put Havlicek into game with 5:03 remaining for defensive stability.

GAME NO. 6

Celtics 94 . . . Cavaliers 87

And on to the 14th championship series. White and Scott cracked open game. Two White bombs on broken plays in last three minutes gave Boston the lead twice. Scott's steal off Russell and dunk gave Celtics three-point lead with 1:29 remaining. White hit a backhand layup with 40 seconds left for 90-85 lead and victory margin.

PHOENIX

GAME NO. 1

Celtics 98 . . . Suns 87

White hit 12 consecutive points in the final quarter to break it open. His foul line jumper with 7:56 remaining started it, followed by four free throws, a 13-footer, a baseline flip and a layup. Celtics then passed, kept ball moving for victory.

GAME NO. 2

Celtics 105 . . . Suns 90

Adams tap was the only Phoenix basket in Celtics' 20-2 third-quarter surge that finished this. Consecutive steals by Scott and White pushed Boston's 10-point lead to 14 in the third to highlight the outbreak.

GAME NO. 3

Suns 105 . . . Celtics 98

The Suns were serious and Adams was great. Stacom and Sobers were ejected for fighting while Adams was on way to 33 points and full-court dominance. Suns built 21-9 first-quarter lead that was just too much. Phoenix execution led to a 13-point halftime lead. Celtics closed within seven with five minutes left but Adams hit 12 of Suns' next 14 points and added a pair of assists. Case closed.

GAME NO. 4

Suns 109 . . . Celtics 107

Westphal's 28 points and nine assists were shoveled under by 64 personal fouls and 80 freethrows between the two clubs. White's right side jumper at the buzzer missed and the series was even. Celtics drew within two points eight times in the final quarter without tying. Adams bank shot and drive stuff built eight-point Suns lead in last quarter.

GAME NO. 5

Celtics 128 . . . Suns 126 (Triple OT)

"What do you say after you've seen the greatest game of professional basketball ever played?" asked *The Boston Globe's* Bob Ryan after the Causeway Street shootout. McDonald top hero of many heros. His two hoops and two free throws gave Celts 126-120 lead with 36 seconds left. Ard hit two free throws five seconds later and The Greatest Game Ever Played was all but over. Havlicek's off-balance shot in the key at end of second OT looked like 111-110 winner. But one second remained said Richie Powers, who entered a slugfest with a Garden fan. Heard hit at buzzer for third OT after White had connected on a technical.

GAME NO. 6

Celtics 87 . . . Suns 80

It was all anticlimactic now. The real flag had been won in the triple overtime but championship No. 13 was still worth celebrating. The champagne flowed on June 6th for the Celtics in Phoenix, 39 hours after The Greatest Win Ever.



Don Nelson waves good-bye to 11 Celtic seasons.

CHALLANT



FRANK CHALLANT

Trainer

Frank Challant is the fourth Celtics trainer in the 31-year club history. He worked as a trainer with the New England Patriots before moving to the Celts six years ago.

KILLILEA



JOHN KILLILEA

Assistant Coach and Head Scout

Killilea is a man of many faces in the Boston organization. He spends the first half of the season scouting other NBA clubs then looks for college talent in the last half. He also plots the club's defense.

SILVA



DR. THOMAS SILVA

Dr. Tom's Law. Whatever Dr. Silva says of a player's eligibility goes—that's the way it has been since he became team doctor in 1968.

Silva served as Boston University's team physician for football and hockey before he became the Celtics' third doctor in their history.

JOHNNY MOST BASKETBALL CAMP

Boys

For Athletes 11-18

Girls

Featuring
Professional, College
Coaches and Players

Directed by Johnny Most,
Voice of the Athletes

11 Courts
Olympic Size
Swimming Pool

Spend the end of August only \$150
in Merrimack, New Hampshire

For Brochure:
Johnny Most Basketball Camp
32 Gryzboska Circle
Framingham, MA 01701

After the game,
stuff it at the
Scotch'n Sirloin.


You'll be in high society.
Chowing down with, among
others, the Celtics' great high
post at Boston's great high post.

The Scotch 'n Sirloin.
From Prime Steaks to Prime Rib,
from Teriyaki Chicken to Ale Battered
Shrimp, you'll find the best food, tallest
drinks and liveliest entertainment in
town eight stories high and just a few
steps away from Boston Garden.

Valet parking, no cover, no minimum,
no fouls.

Scotch
'n Sirloin

Directions: 77 N. Washington Street/Boston. Off
Causeway Street, near Boston Garden
and Government Center/723-3677.



BOSTON CELTICS DIRECTORY 1976-77

Board of Directors: Irving H. Levin, Harold A. Lipton, Frank Rothman,
Arnold "Red" Auerbach, Stuart Benjamin, Lon A. Levin

Irving H. Levin
Arnold "Red" Auerbach
Harold A. Lipton

Jeffrey W. Cohen
Thomas W. Heinsohn
John P. Killilea
Herbert R. Green
J. Howard McHugh
Michael J. Cole
Jan Volk, Esq.
Tod Rosenweig
Mary A. Faherty
Carolyn Windle
Susie Pierce
Frank Challant
Walter Randall
Mark Volk

Thomas F. Silva, Jr., M.D., F.A.C.S.

Chairman of the Board
President and General Manager
Executive Vice President,
Secretary-Treasurer
Vice President & Asst. General Manager
Head Coach
Assistant Coach, Chief Scout
Controller
Publicity Director
Promotions Director
Vice President, House Council
Ticket Sales
Executive Secretary
Receptionist
Office Secretary
Trainer
Equipment Manager
Asst. Trainer
Team Physician



BOSTON CELTICS STATISTICS

— Jim Ard's All-Time Record —

Sea.—Team	G	Min.	FGA	FGM	Pct.	FTA	FTM	Pct.	Reb.	Ast.	PF	Disq.	Pts.	Avg.
75-76—Boston	81	853	294	107	.364	100	71	.710	289	48	141	2	285	3.5
74-75—Boston	59	719	266	89	.335	65	48	.738	199	40	96	2	226	3.8
Totals	140	1572	560	196	.350	165	119	.724	488	88	237	4	511	3.7

PLAYOFF RECORD

Sea.—Team	G	Min.	FGA	FGM	Pct.	FTA	FTM	Pct.	Reb.	Ast.	PF	Disq.	Pts.	Avg.
75-76—Boston	16	110	29	13	.448	14	11	.786	26	8	29	0	37	2.3
74-75—Boston	5	14	8	1	.125	0	0	.000	2	1	5	0	2	0.4
Totals	21	124	37	14	.287	14	11	.786	28	9	34	0	39	1.4

— Tom Boswell's All-Time Record —

Sea.—Team	G	Min.	FGA	FGM	Pct.	FTA	FTM	Pct.	Reb.	Ast.	PF	Disq.	Pts.	Avg.
75-76—Boston	35	275	93	41	.441	24	14	.583	71	16	70	1	96	2.7

PLAYOFF RECORD

Sea.—Team	G	Min.	FGA	FGM	Pct.	FTA	FTM	Pct.	Reb.	Ast.	PF	Disq.	Pts.	Avg.
75-76—Boston	3	3	2	1	.500	0	0	.000	1	0	2	0	2	0.7

— Dave Cowens' All-Time Record —

Sea.—Team	G	Min.	FGA	FGM	Pct.	FTA	FTM	Pct.	Reb.	Ast.	PF	Disq.	Pts.	Avg.
75-76—Boston	78	3101	1305	611	.468	340	257	.756	1246	325	314	10	1479	19.0
74-75—Boston	65	2632	1199	569	.475	244	191	.783	958	296	243	7	1329	20.4
73-74—Boston	80	3352	1475	645	.437	274	228	.832	1257	354	294	7	1518	19.0
72-73—Boston	82	3425	1637	740	.452	262	204	.779	1329	333	311	7	1684	20.5
71-72—Boston	79	3186	1357	657	.484	243	175	.720	1203	245	314	10	1489	18.8
70-71—Boston	81	3076	1302	550	.422	373	273	.732	1216	228	350	15	1373	17.0
Totals	465	18772	8275	3772	.456	1736	1328	.767	7209	1775	2826	56	8872	19.1

PLAYOFF RECORD

Sea.—Team	G	Min.	FGA	FGM	Pct.	FTA	FTM	Pct.	Reb.	Ast.	PF	Disq.	Pts.	Avg.
75-76—Boston	18	798	341	156	.457	87	66	.759	296	83	85	4	378	21.0
74-75—Boston	11	479	236	101	.428	26	23	.885	181	46	50	2	225	20.5
73-74—Boston	18	772	370	161	.435	59	47	.797	240	66	85	2	369	20.5
72-73—Boston	13	598	273	129	.473	41	27	.659	216	48	54	2	285	21.9
71-72—Boston	11	441	156	71	.455	47	28	.596	152	33	50	2	170	15.5
Totals	71	3082	1276	618	.450	260	191	.739	1085	276	324	12	1427	19.9

ALL-STAR GAME RECORD

Sea.—Team	Min.	FGA	FGM	Pct.	FTA	FTM	Pct.	Reb.	Ast.	PF	Disq.	Pts.
1975—Boston	15	7	3	.429	0	0	.000	6	3	4	0	16
1974—Boston	26	10	5	.500	3	1	.333	12	1	3	0	11
1973—Boston	30	15	7	.467	1	1	1.000	13	1	2	0	15
1972—Boston	32	12	5	.417	5	4	.800	20	1	4	0	14
Totals	103	44	20	.454	9	6	.667	51	6	13	0	46

— John Havlicek's All-Time Record —

Sea.—Team	G	Min.	FGA	FGM	Pct.	FTA	FTM	Pct.	Reb.	Ast.	PF	Disq.	Pts.	Avg.
75-76—Boston	76	2598	1121	504	.450	333	282	.844	314	278	204	1	1289	17.0
74-75—Boston	82	3132	1411	642	.455	332	289	.870	484	432	231	2	1573	19.2
73-74—Boston	76	3091	1502	685	.456	416	346	.832	487	447	196	1	1716	22.6
72-73—Boston	80	3367	1704	766	.450	431	370	.858	567	529	195	1	1902	23.8
71-72—Boston	82	3698	1957	897	.458	549	458	.834	672	614	183	1	2252	27.5
70-71—Boston	81	3678	1982	892	.450	677	554	.818	730	607	200	0	2338	28.9
69-70—Boston	81	3369	1585	736	.464	578	488	.844	635	550	211	1	1960	24.2
68-69—Boston	82	3174	1709	692	.405	496	387	.780	570	441	247	0	1771	21.6
67-68—Boston	82	2921	1551	666	.429	453	368	.812	546	384	237	2	1700	20.7
66-67—Boston	81	2602	1540	684	.444	441	365	.828	532	278	210	0	1733	21.4
65-66—Boston	71	2175	1328	530	.399	349	274	.785	423	210	158	1	1334	18.8
64-65—Boston	75	2169	1420	570	.401	316	235	.744	371	199	200	2	1375	18.3
63-64—Boston	80	2587	1535	640	.417	422	315	.746	428	238	227	1	1595	19.9
62-63—Boston	80	2200	1085	483	.445	239	174	.728	534	179	190	1	1140	14.3
Totals	1109	40761	21430	9387	.437	6032	4904	.808	7293	5386	2888	15	23678	21.3

PLAYOFF RECORD

Sea.—Team	G	Min.	FGA	FGM	Pct.	FTA	FTM	Pct.	Reb.	Ast.	PF	Disq.	Pts.	Avg.
75-76—Boston	15	505	180	80	.444	47	38	.809	56	51	32	0	198	13.2
74-75—Boston	11	464	192	83	.432	76	66	.868	57	51	38	1	232	21.1
73-74—Boston	18	811	411	199	.484	101	89	.881	116	108	43	0	487	27.1
72-73—Boston	12	479	235	112	.477	74	61	.824	62	65	24	0	285	23.8
71-72—Boston	11	517	235	108	.460	99	85	.859	92	70	35	1	301	27.4
68-69—Boston	18	850	382	170	.445	138	118	.855	179	100	58	2	458	25.4
67-68—Boston	19	862	407	184	.452	151	125	.828	164	142	67	1	493	25.9
66-67—Boston	9	330	212	95	.448	71	57	.803	73	28	30	0	247	27.4
65-66—Boston	17	719	374	153	.409	113	95	.841	154	70	69	2	401	23.6
64-65—Boston	12	405	250	88	.352	55	46	.836	88	29	44	1	222	18.5
63-64—Boston	10	289	159	61	.384	44	35	.795	43	32	26	0	157	15.7
62-63—Boston	11	254	125	56	.448	27	18	.667	53	17	28	1	130	11.8
Totals	163	6485	3162	1389	.436	996	833	.822	1137	763	494	9	3620	21.7

ALL-STAR GAME RECORD

Sea.—Team	Min.	FGA	FGM	Pct.	FTA	FTM	Pct.	Reb.	Ast.	PF	Disq.	Pts.
1975—Boston	31	12	7	.583	2	2	1.000	6	1	2	0	16
1974—Boston	18	10	5	.500	2	0	.000	0	2	2	0	10
1973—Boston	22	10	6	.600	5	2	.400	3	5	1	0	14
1972—Boston	24	13	5	.385	5	5	1.000	3	2	2	0	15
1971—Boston	24	12	6	.500	2	0	.000	3	2	3	0	12
1970—Boston	29	15	7	.467	3	3	1.000	5	7	2	0	17
1969—Boston	31	14	6	.429	2	2	1.000	7	2	2	0	14
1968—Boston	22	15	9	.600	11	8	.727	5	4	0	0	26
1967—Boston	17	14	7	.500	0	0	.000	2	1	1	0	14
1966—Boston	25	16	6	.375	6	6	1.000	6	1	2	0	18
Totals	243	131	64	.489	38	28	.737	40	27	17	0	156

— Steve Kuberski's All-Time Record —

Sea.—Team	G	Min.	FGA	FGM	Pct.	FTA	FTM	Pct.	Reb.	Ast.	PF	Disq.	Pts.	Avg.
75-76—Buf.-Bos.	70	967	291	135	.464	79	71	.899	259	47	133	1	341	4.9
74-75—Milwaukee	59	517	159	62	.390	56	44	.786	123	35	59	0	168	2.8
73-74—Boston	78	985	368	157	.427	111	86	.775	237	38	125	0	400	5.1
72-73—Boston	78	762	347	140	.403	84	65	.774	197	26	92	0	345	4.4
71-72—Boston	71	1128	444	185	.417	102	80	.784	320	46	130	1	450	6.3
70-71—Boston	82	1857	745	313	.420	183	133	.727	538	78	198	1	759	9.3
69-70—Boston	51	797	335	130	.388	92	64	.696	257	29	87	0	324	6.4
Totals	489	7023	2689	1122	.416	707	543	.773	1931	299	824	3	2787	5.6

PLAYOFF RECORD

Sea.—Team	G	Min.	FGA	FGM	Pct.	FTA	FTM	Pct.	Reb.	Ast.	PF	Disq.	Pts.	Avg.
75-76—Boston	18	232	38	81	.469	26	21	.808	51	16	38	0	97	5.4
73-74—Boston	9	69	25	5	.200	10	5	.500	20	2	9	0	15	1.7
72-73—Boston	12	95	46	19	.413	10	7	.700	14	3	15	0	45	3.8
71-72—Boston	11	218	87	48	.552	38	32	.842	63	3	23	0	128	11.6
Totals	50	614	196	153	.409	84	65	.713	148	24	85	0	285	5.6

— Curtis Rowe's All-Time Record —

Sea.—Team	G	Min.	FGA	FGM	Pct.	FTA	FTM	Pct.	Reb.	Ast.	PF	Disq.	Pts.	Avg.
75-76—Detroit	80	2998	1098	514	.468	342	252	.737	697	183	209	3	1280	16.0
74-75—Detroit	82	2787	874	422	.483	227	171	.753	585	121	190	0	1015	12.4
73-74—Detroit	82	2499	769	380	.494	169	118	.698	515	136	177	1	878	10.7
72-73—Detroit	81	3009	1053	547	.519	327	210	.642	760	172	191	0	1304	16.1
71-72—Detroit	82	2661	802	369	.460	287	192	.669	699	99	171	1	930	11.3
Totals	407	13954	4596	2232	.486	1352	943	.697	3256	711	938	5	5407	13.3

PLAYOFF RECORD

Sea.—Team	G	Min.	FGA	FGM	Pct.	FTA	FTM	Pct.	Reb.	Ast.	PF	Disq.	Pts.	Avg.
75-76—Detroit	9	346	111	53	.477	34	29	.853	70	26	27	1	135	15.0
74-75—Detroit	3	115	33	17	.515	19	10	.526	26	15	6	0	44	14.7
73-74—Detroit	7	229	52	25	.481	13	8	.615	52	11	23	0	58	8.3
Totals	19	690	196	95	.485	66	47	.712	148	52	56	1	237	12.5

ALL-STAR GAME RECORD

Sea.—Team	Min.	FGA	FGM	Pct.	FTA	FTM	Pct.	Reb.	Ast.	PF	Disq.	Pts.
1976—Detroit	8	2	0	.000	2	1	.500	2	0	2	0	1

— Fred Saunders' All-Time Record —

Sea.—Team	G	Min.	FGA	FGM	Pct.	FTA	FTM	Pct.	Reb.	Ast.	PF	Disq.	Pts.	Avg.
75-76—Phoenix	17	146	64	28	.438	11	6	.545	37	13	23	0	62	3.6
74-75—Phoenix	69	1059	406	176	.433	95	66	.695	253	80	151	3	418	6.1
Totals	86	1205	470	204	.434	106	72	.679	290	93	174	3	480	5.6

— Charlie Scott's All-Time Record —

Sea.—Team	G	Min.	FGA	FGM	Pct.	FTA	FTM	Pct.	Reb.	Ast.	PF	Disq.	Pts.	Avg.
75-76—Boston	82	2913	1309	588	.449	335	267	.797	358	341	356	17	1443	17.6
74-75—Phoenix	69	2592	1594	703	.441	351	274	.781	296	11	111	24	1680	24.3
73-74—Phoenix	52	2003	1171	538	.459	315	246	.781	222	271	194	6	1322	25.4
72-73—Phoenix	81	3062	1809	806	.446	556	436	.784	342	495	306	5	2048	25.3
71-72—Phoenix	6	177	113	48	.425	21	17	.810	23	26	19	0	113	18.8
Totals	290	10747	5996	2683	.444	1578	1240	.790	494	1444	1171	39	6606	22.3

PLAYOFF RECORD

Sea.—Team	G	Min.	FGA	FGM	Pct.	FTA	FTM	Pct.	Reb.	Ast.	PF	Disq.	Pts.	Avg.
75-76—Boston	18	632	284	111	.391	72	55	.764	76	71	97	11	277	15.4
Totals	18	632	284	111	.391	72	55	.764	76	71	97	11	277	15.4

ALL-STAR GAME RECORD

Sea.—Team	Min.	FGA	FGM	Pct.	FTA	FTM	Pct.	Reb.	Ast.	PF	Disq.	Pts.
1975—Phoenix	16	6	1	.167	0	0	.000	2	1	0	3	2
1974—Phoenix	19	4	0	.000	2	2	1.000	1	4	2	0	2
1973—Phoenix	14	5	0	.000	0	0	.000	2	2	1	0	0

— Kevin Stacom's All-Time Record —

Sea.—Team	G	Min.	FGA	FGM	Pct.	FTA	FTM	Pct.	Reb.	Ast.	PF	Disq.	Pts.	Avg.
75-76—Boston	77	1114	387	170	.439	91	68	.747	161	128	117	0	408	5.3
74-75—Boston	61	447	159	72	.453	33	29	.879	55	49	65	0	173	2.8
Totals	138	1561	546	242	.446	124	97	.813	216	177	182	0	581	4.1

PLAYOFF RECORD

Sea.—Team	G	Min.	FGA	FGM	Pct.	FTA	FTM	Pct.	Reb.	Ast.	PF	Disq.	Pts.	Avg.
75-76—Boston	17	195	45	13	.289	11	8	.727	17	16	21	0	34	2.0
74-75—Boston	4	7	2	0	.000	0	0	.000	0	1	0	0	0	0.0
Totals	21	202	47	13	.289	11	8	.727	17	17	21	0	34	2.0



BOSTON CELTICS STATISTICS



BOSTON CELTICS STATISTICS

— Jo Jo White's All-Time Record —

Sea.—Team	G	Min.	FGA	FGM	Pct.	FTA	FTM	Pct.	Reb.	Ast.	PF	Disq.	Pts.	Avg.
75-76—Boston	82	3257	1492	670	.449	253	212	.838	313	445	183	2	1552	18.9
74-75—Boston	82	3220	1440	655	.457	223	186	.834	311	458	207	1	1502	18.3
73-74—Boston	82	3238	1445	649	.449	227	190	.837	351	448	185	1	1488	18.1
72-73—Boston	82	3250	1665	717	.431	228	178	.781	414	498	185	2	1612	19.7
71-72—Boston	79	3261	1788	770	.431	343	285	.831	446	416	227	1	1825	23.1
70-71—Boston	75	2787	1494	693	.464	269	215	.799	376	361	255	5	1601	21.3
69-70—Boston	60	1328	684	309	.452	135	111	.822	169	145	132	1	729	12.2
Totals	542	20341	10008	4466	.448	1678	1377	.820	2380	2771	1374	13	10309	18.8

PLAYOFF RECORD

Sea.—Team	G	Min.	FGA	FGM	Pct.	FTA	FTM	Pct.	Reb.	Ast.	PF	Disq.	Pts.	Avg.
75-76—Boston	18	791	371	165	.445	95	78	.821	71	98	51	0	408	22.7
74-75—Boston	11	462	227	100	.441	33	27	.818	50	63	32	0	227	20.6
73-74—Boston	18	765	310	132	.426	46	34	.739	75	98	56	1	298	16.6
72-73—Boston	13	583	300	135	.450	54	49	.907	54	83	44	2	319	24.5
71-72—Boston	11	432	220	109	.495	48	40	.833	59	58	31	0	258	23.5
Totals	71	3033	1428	641	.451	276	228	.824	106	400	214	3	1510	21.6

ALL-STAR GAME RECORD

Sea.—Team	Min.	FGA	FGM	Pct.	FTA	FTM	Pct.	Reb.	Ast.	PF	Disq.	Pts.
1975—Boston	13	2	1	.500	6	5	.833	1	4	1	0	7
1974—Boston	22	12	6	.500	3	1	.333	6	4	1	0	13
1973—Boston	18	7	3	.429	0	0	.000	5	5	0	0	6
1972—Boston	18	15	6	.400	2	0	.000	4	3	1	0	12
1971—Boston	22	10	5	.500	0	0	.000	9	2	2	0	10
Totals	93	46	21	.457	11	6	.545	25	18	5	0	48

— Sidney Wicks' All-Time Record —

Sea.—Team	G	Min.	FGA	FGM	Pct.	FTA	FTM	Pct.	Reb.	Ast.	PF	Disq.	Pts.	Avg.
75-76—Portland	79	3044	1201	580	.483	512	345	.674	712	244	250	5	1505	19.1
74-75—Portland	82	3162	1391	692	.497	558	394	.706	877	287	289	5	1778	21.7
73-74—Portland	75	2853	1492	685	.459	412	314	.762	684	326	214	2	1684	22.5
72-73—Portland	80	3152	1684	761	.452	531	384	.723	870	440	253	3	1906	23.8
71-72—Portland	82	3245	1837	784	.427	621	441	.710	943	350	186	1	2009	24.5
Totals	398	15456	7605	3502	.460	2634	1878	.713	4086	1647	1192	16	8882	22.3

ALL-STAR GAME RECORD

Sea.—Team	Min.	FGA	FGM	Pct.	FTA	FTM	Pct.	Reb.	Ast.	PF	Disq.	Pts.
1975—Portland	23	19	7	.368	3	2	.667	9	1	1	0	16
1974—Portland	24	6	5	.833	10	6	.600	1	1	4	0	16
1973—Portland	24	10	4	.400	5	5	1.000	5	1	2	0	13
1972—Portland	10	5	2	.400	0	0	.000	2	0	3	0	4
Totals	81	40	18	.450	18	13	.722	17	3	10	0	49

Boston Celtics 1976-77 Roster (As of December 1, 1976)

No.	Players	Pos.	Hgt.	Wgt.	Birthdate	Alma Mater	Yrs. Pro.
34	Jim Ard	C	6-9	230	9/19/49	Cincinnati '70	6
31	Tom Boswell	F-C	6-9	230	11/2/53	So. Carolina '75	1
52	Norm Cook	F	6-9	210	3/21/55	Kansas '76	0
18	Dave Cowens	C	6-8 ¹ / ₂	230	10/25/48	Florida St. '70	6
17	John Havlicek	F-G	6-5	210	4/8/40	Ohio State '62	14
33	Steve Kuberski	F	6-8	215	11/6/47	Bradley '69	5
41	Curtis Rowe	F	6-7	225	7/7/49	U.C.L.A. '71	5
20	Fred Saunders	F	6-7	210	6/13/51	Syracuse '74	1
11	Charlie Scott	G	6-6	175	12/15/48	No. Carolina '71	5
27	Kevin Stacom	G	6-5	185	9/4/51	Providence '74	2
10	Jo Jo White	G	6-3	193	11/16/46	Kansas '69	7
12	Sidney Wicks	F	6-9	225	9/19/49	U.C.L.A. '71	5

SCORE BIG AT SUBURBAN DODGE

WHERE YOUR NEW DODGE CAR OR TRUCK COSTS YOU LESS.



"DEPEND ON US"

SUBURBAN DODGE SALES

1360 Worcester Road, Natick, Mass.

PHONE: BOSTON LINE 237-0100 NATICK LINE 655-1505



RED AUERBACH'S 17th Annual BASKETBALL SCHOOL

Where Coaches Coach Future Champions and in addition

The OFFICIAL BOSTON CELTICS ROOKIE CAMP is held at the same time.

Camp Milbrook Marshfield, Mass.

Boys 12 to 19 years old August 21 thru August 27

Basketball's #1 school run by coaches under the direction of Red Auerbach, President and General Manager of the Boston Celtics. Exclusively, Thom Heinsohn, coach of the Celtics, Jo Jo White, Charlie Scott, Norm Cook, Kevin Stacom, Tom Boswell, and trainer Frank Challant—all Celtic draft choices and free agents.

Tuition includes excellent food, living accommodations, uniforms, awards and individual instruction by the finest exponents of basketball.

FOR INFORMATION

Red Auerbach, Boston Celtics, North Station, Boston, Mass. 02114

or:

CAMP MILBROOK BASKETBALL SCHOOL NORM FRANK

P.O. Box 122, 3 Wildewood Terrace Framingham Center, Mass. 01701 (617) 879-6138



PROOF OF EXCELLENCE THEY ALL CHOSE BALFOUR



BOTH 1975 WORLD SERIES TEAMS
World Champions Cincinnati Reds
AL Champions Boston Red Sox



BOTH SUPERBOWL X TEAMS
World Champions Pittsburg Steelers
NFC Champions Dallas Cowboys



NHL Champions Philadelphia Flyers



NBA Champions Golden State Warriors



Baseball All Star Game Ring

Want a distinctive award?
Want a great class ring for your school?
Want the best college ring?
Need a really good service-sales incentive program for your company?

GET ON THE WINNING TEAM OF BALFOUR CUSTOMERS!



Attleboro, Massachusetts 02703

CELTICS COACHES

ARNOLD (RED) AUERBACH

Year	Team	Regular Season		Playoffs	
		Won	Lost	Won	Lost
1946-47	Washington	49	11	2	4
1947-48	Washington	28	20	—	—
1948-49	Washington	38	22	6	5
1949-50	Tri-Cities	28	29	1	2
1950-51	Boston	39	30	0	2
1951-52	Boston	39	27	1	2
1952-53	Boston	46	25	3	3
1953-54	Boston	42	30	2	4
1954-55	Boston	36	36	3	4
1955-56	Boston	39	33	1	2
1956-57	Boston	44	28	7	3
1957-58	Boston	49	23	6	5
1958-59	Boston	52	20	8	3
1959-60	Boston	59	16	8	5
1960-61	Boston	57	22	8	2
1961-62	Boston	60	20	8	6
1962-63	Boston	58	22	8	5
1963-64	Boston	59	21	8	2
1964-65	Boston	62	18	8	4
1965-66	Boston	54	26	11	6
TOTAL		938	479	99	69

JOHN (HONEY) RUSSELL

1946-47	Boston	22	38	—	—
1947-48	Boston	20	28	1	2
TOTAL		42	66	1	2

ALVIN (DOGGIE) JULIAN

1948-49	Boston	25	35	—	—
1949-50	Boston	22	46	—	—
TOTAL		47	81	—	—

BILL RUSSELL

1966-67	Boston	60	21	4	5
1967-68	Boston	48	34		
1967-68	Boston	54	28	12	7
1968-69	Boston	48	34	12	6
TOTAL		162	83	28	18

TOM HEINSOHN

1969-70	Boston	34	48	—	—
1970-71	Boston	44	38	—	—
1971-72	Boston	56	26	5	6
1972-73	Boston	68	14	7	6
1973-74	Boston	56	26	12	6
1974-75	Boston	60	22	6	5
1975-76	Boston	54	28	12	6
TOTAL		372	202	42	29

BOSTON CELTICS ALL-TIME SEASON RECORDS

Individual

<i>Most Points</i>	2,338 by John Havlicek, 1970-71 (81 games)
<i>Most Seasons over 1,000 Points</i>	14 by John Havlicek
<i>Highest Per Game Average</i>	28.9 by John Havlicek, 1970-71
<i>Longest Consecutive Games Streak</i>	465 by Don Nelson, January 30, 1967 to December 16, 1972
<i>Most Field Goals Made</i>	897 by John Havlicek, 1971-72
<i>Most Field Goals Attempted</i>	1,982 by John Havlicek, 1970-71
<i>Highest Field Goal Average</i>	.539 by Don Nelson, 1974-75
<i>Most Free Throws Attempted</i>	677 by John Havlicek, 1970-71
<i>Most Free Throws Made</i>	554 by John Havlicek, 1970-71
<i>Highest Free Throw Percentage</i>	.932 by Bill Sharman, 1958-59 (FTA .367, FTM .342)
<i>Most Consecutive Free Throws Made</i>	55 by Bill Sharman, November 22, 1956- December 27, 1956
<i>Most Consecutive Free Throws Made</i>	56 (playoffs) by Bill Sharman March 18, 1959-April 9, 1959
<i>Most Rebounds</i>	1,930 by Bill Russell, 1963-64
<i>Most Assists</i>	715 by Bob Cousy, 1959-60
<i>Highest Assists Average</i>	9.5 by Bob Cousy, 1959-60
<i>Most Personals</i>	356 on Charlie Scott, 1975-76
<i>Most Minutes</i>	3,698 by John Havlicek, 1971-72 (82 games)
<i>Most Minutes Per Game</i>	45.4 by John Havlicek, 1970-71
<i>Most Disqualifications</i>	19 by Tom Sanders, 1964-65

Team

<i>Most Wins</i>	68, 1972-73
<i>Most Losses</i>	48, 1969-70
<i>Most Consecutive Wins</i>	17, November 28, 1959 to December 30, 1959
<i>Most Consecutive Losses</i>	10, January 7, 1949-January 30, 1949
<i>Highest Winning Percentage</i>	.829 (68 wins, 14 losses), 1972-73
<i>Lowest Winning Percentage</i>	.324 (22 wins, 46 losses), 1949-50
<i>Most Wins at Home</i>	33 (6 losses), 1972-73
<i>Fewest Wins at Home</i>	12 (14 losses), 1949-50
<i>Most Wins on Road</i>	32 (9 losses) 1972-73, 1974-75
<i>Most Points in Season</i>	9,687 (80 games), 1961-62
<i>Highest Average Points Per Game</i>	124.5, 1959-60
<i>Lowest Average Points Against Per Game</i>	103.9, 1975-76
<i>Highest Average Points Per Game at Home</i>	128.6, 1959-60
<i>Highest Average Points Per Game Away</i>	122.4, 1959-60
<i>Most Field Goals Attempted</i>	9,295, 1960-61
<i>Most Field Goals Made</i>	3,855, 1961-62
<i>Highest Free Throw Percentage</i>	.800, 1973-74
<i>Most Free Throws Attempted</i>	2,983, 1967-68
<i>Most Free Throws Made</i>	2,216, 1966-67
<i>Highest Field Goal Percentage</i>	.458, 1974-75
<i>Most Rebounds</i>	6,131, 1960-61
<i>Most Assists</i>	2,310, 1972-73
<i>Most Personals</i>	2,320, 1969-70
<i>Most Disqualifications</i>	56, 1952-53
<i>Most Players Averaging Double Figures</i>	7, 1959-60; 1962-63; 1965-66; 1967-68

BOSTON CELTICS 1976-77 SCHEDULE



TICKET PRICES:

\$9.00, \$8.00, \$7.00,
\$6.00, \$5.00, \$3.50.

Tickets available at all
Ticketron Outlets
except day of game.

BOX OFFICE HOURS:

Monday—Saturday
11 AM to 7 PM
Sunday and Holidays
1 PM to 7 PM

GROUP TICKET SALES:

Call or write:
Boston Celtics Group Sales
North Station
Boston, MA 02114
617-523-6050

All night homes games—7:30 PM

COLOR denotes home games

* denotes Sunday afternoon
games—1:45 PM

• denotes Hartford games—7:30 PM

★ ALL-STAR GAME
AT MILWAUKEE
FEB. 13

OCTOBER

SUN.	MON.	TUES.	WED.	THURS.	FRI.	SAT.
					1	2
3	4	5	6	7	8	9
10	11	12	13	14	15	16
17	18	19	20	21	22	23
				Indiana		Milw
24/31	25	26	27	28	29	30
			• Buffalo			San Antonio

DECEMBER

SUN.	MON.	TUES.	WED.	THURS.	FRI.	SAT.
			1	2	3	4
			Seattle		Chicago	
5	6	7	8	9	10	11
* Kansas City			Portland		Phoenix	Chicago
12	13	14	15	16	17	18
			Milw		N Y Knicks	Atlanta
19	20	21	22	23	24	25
N Y Nets		Cleve				
26	27	28	29	30	31	
Denver		Los Angeles	Phoenix			

FEBRUARY

SUN.	MON.	TUES.	WED.	THURS.	FRI.	SAT.
			1	2	3	4
				N Y Nets		Los Angeles
6	7	8	9	10	11	12
* Buffalo					N Y Knicks	
13	14	15	16	17	18	19
★		• Detroit	Wash	Kansas City		
20	21	22	23	24	25	26
* Golden State		Portland			Seattle	Phoenix
27	28					
Denver						

APRIL

SUN.	MON.	TUES.	WED.	THURS.	FRI.	SAT.
					1	2
3	4	5	6	7	8	9
* Phila		N Y Knicks	Houston		New Orleans	San Antonio
10	11	12	13	14	15	16
* Cleve						
17	18	19	20	21	22	23
24	25	26	27	28	29	30

NOVEMBER

SUN.	MON.	TUES.	WED.	THURS.	FRI.	SAT.
	1	2	3	4	5	6
	New Orleans		Houston		Wash	Wash
7	8	9	10	11	12	13
			Los Angeles		New Orleans	Buffalo
14	15	16	17	18	19	20
			Atlanta		Denver	Detroit
21	22	23	24	25	26	27
		Phila	Kansas City		Cleve	N Y Knicks
28	29	30				

JANUARY

SUN.	MON.	TUES.	WED.	THURS.	FRI.	SAT.
						1
2	3	4	5	6	7	8
Golden State		Portland	Seattle			Buffalo
9	10	11	12	13	14	15
		• Houston	Indiana		Portland	
16	17	18	19	20	21	22
* N Y Nets		New Orleans	Houston		San Antonio	Phila
23/30	24/31	25	26	27	28	29
* Phila	* Golden State	Detroit	Indiana		Milw	

MARCH

SUN.	MON.	TUES.	WED.	THURS.	FRI.	SAT.
			1	2	3	4
			• Golden State			Detroit
6	7	8	9	10	11	12
* Denver			Seattle			
13	14	15	16	17	18	19
* Phoenix		Chicago		Milw	Atlanta	
20	21	22	23	24	25	26
* Kansas City		San Antonio	Atlanta		Wash	
27	28	29	30	31		
* N Y Nets		Cleve	• Chicago			


MAY

SUN.	MON.	TUES.	WED.	THURS.	FRI.	SAT.
1	2	3	4	5	6	7
8	9	10	11	12	13	14
15	16	17	18	19	20	21
22	23	24	25	26	27	28
29	30	31				



Poppin' jumpers from the foul line or cheerin' in the bleachers...the Pepsi Generation knows that a courtful of team spirit is a big part of having a Pepsi Day. And when the game takes a break, they make a fast break for plenty of ice-cold Pepsi-Cola. But Pepsi People aren't just sports fans in the gym. They're kids in Pepsi-Cola's Youth Sports Program — learning sports skills today they can use for a lifetime. Kids learning to love the excitement of all sports each and every day. Kids learning to make each day a Pepsi Day. You can, too. C'mon, C'mon, C'mon Have a Pepsi Day.

HAVE A PEPSI DAY



"PEPSI-COLA" AND "PEPSI" ARE REGISTERED TRADEMARKS OF PepsiCo, INC.



In 1876, the sports world became a more enjoyable place to spend some spare time.

(That's the year Anheuser-Busch introduced Budweiser.)

Since then, more sports fans have cheered clutch hits, long TD passes, dunk shots, new lap records, underdogs, home teams, thoroughbreds, power-play goals, service aces, and last-second victories with Budweiser than with any other beer in the world.

Beechwood Aged Budweiser: The King of Beers for 100 years.