

Press Radio-TV Guide



1974-1975



CLEVELAND CAVALIERS DIRECTORY

Office: The Coliseum

2923 Streetsboro Road, Richfield Township, Ohio 44286

Telephone: (Area Code 216) 659-9100

President.....	Nick J. Mileti
Operations Manager.....	Stephen Zayac, Jr.
General Manager & Coach.....	Bill Fitch
Assistant Coach & Chief Scout.....	Jimmy Rodgers
Sales Director.....	Ron Hrovat
Public Relations Director.....	Eddie Coen
Assistant Public Relations Director.....	Kenny White
Team Photographers.....	Frank Pignatoria and Axel Studios
Ticket Manager.....	John Lemmo
Trainer.....	Charlie Strasser
Team Physician.....	Dr. Nicholas Sekerak
Team Surgeon.....	Dr. John Hardacre
Team Dentist.....	Dr. Stanley L. Brown
Office Manager.....	Midge Batteiger
Basketball Secretary.....	Denise Urbancik
Colors.....	Cavaliers Wine and Gold
Home Court.....	The Coliseum (Capacity 19,500)
Game Times.....	All Home Games 8:00 p.m.
Ticket Prices.....	\$7.50, \$6.00, \$5.00, \$4.00
Radio.....	WWWE-1100
Announcer.....	Joe Tait
Television.....	WUAB-(Channel 43)
Announcers.....	Joe Tait, Jim Lessig, Jerry Healey

BOARD OF DIRECTORS

Nick J. Mileti, President & Treasurer

Theodore M. Garver, Secretary

DeArv G. Barton

Alva T. Bonda

Charles W. Bonner

Bruce Fine

Kenneth H. Kirtz

Harold R. Lynn

Leo C. McKenna

Richard H. Miller

Louis A. Mitchell

U.S. Senator Howard
Metzenbaum

Arnold R. Pinkney

Peter Shimrak

Stephen Zayac, Jr.

Joseph T. Zingale

THE COLISEUM

Chairman of the Board.....	Nick Mileti
President.....	C. Charles Jowaiszas
Vice President-Treasurer.....	Stephen Zayac, Jr.
Vice President-Operations.....	John Lemmo
Director of Booking.....	Claire Rothman
Director of Marketing.....	Phil Pendleton
Marketing Representative.....	Jerry Lyke
Public Relations Director.....	Joann Klonowski
Controller.....	John Graham
Box Office Manager.....	Bill Spretino

TABLE OF CONTENTS

Directory of Club Officials	1
Table of Contents	2
Biography of Nick Mileti	3
Biography of Bill Fitch	4
Biography of Jimmy Rodgers	5
Biography of Charlie Strasser	5
1974-75 TV Schedule	6
Cleveland Cavaliers Roster	7
Player Biographies and Statistics:	
Jim Brewer	8
Austin Carr	9
Jim Chones	10
Jim Cleamons	11
Dwight Davis	12
Fred Foster	13
Steve Patterson	14
Mike Robinson	15
Michael (Campy) Russell	16
Bobby Smith	17
Dick Snyder	18
Clarence Walker	19
John Warren	20
Luke Witte	21
Cleveland Cavaliers Sundry Records	22
Cleveland Cavaliers Statistics	23-27
Cleveland Cavaliers All-Time Roster	30, 31
Cleveland Cavaliers Attendance Records	32
Cleveland Cavaliers Overtime Games	32
Cleveland Cavaliers College Draft	33
National Basketball Association 1974 College Draft	33-35
National Basketball Association Team Directories & Statistics:	
Atlanta Hawks	36
Boston Celtics	37
Buffalo Braves	38
Chicago Bulls	39
Detroit Pistons	40
Golden State Warriors	41
Houston Rockets	42
Kansas City-Omaha Kings	43
Los Angeles Lakers	44
Milwaukee Bucks	45
New Orleans Jazz	46
New York Knickerbockers	47
Philadelphia 76ers	48
Phoenix Suns	49
Portland Trail Blazers	50
Seattle Supersonics	51
Washington Bullets	52
National Basketball Association Directory	53
National Basketball Association Officials	53
1973-74 Honors	54
Outstanding N.B.A. Players and Rookies	54
N.B.A. Champions Through The Years	55
Cleveland Cavaliers N.B.A. Career Highs	56
Final 1973-74 Standings	56
1974-75 Schedule	Back Cover

NICK MILETI



... A Book Worth Reviewing

Nick Mileti's favorite book review is by an eight year old which says in its entirety, "This book told me more about seals than I wanted to know."

The energetic Mileti often uses that review to end speeches musing that, "I'm sure you (the audience) have heard more about Nick Mileti than you wanted to hear."

Although the 43 year old attorney may prefer passing off his record of accomplishment lightly, he has written a story unmatched in the development of sports enterprises.

For one individual to own three major league franchises in a single market is unique unto itself. But for that same individual to also own a magnificent new facility for his hockey and basketball teams and a 50,000 watt clear channel radio station borders on the incredible. And, he has done it all in full view of the home town fans.

Nick Mileti grew up on Cleveland's southeast side. He graduated from John Adams High and headed for Bowling Green State University (BA) and The Ohio State University College of Law (Juris Doctor). It was his deep loyalty to Bowling Green as an active alumnus some years later, that turned his interest to the Cleveland Arena and professional sports. It was a game at the Arena between Bowling Green and Niagara which Mileti arranged and promoted in 1967 that revealed to him the tremendous need for big time sports here.

In September of 1968, he purchased the hockey Barons and Arena and the first chapter was underway. Mileti then went about his work and things began to happen.

Major league franchises in hockey and basketball were created; then, the baseball Indians were acquired and kept here; one of the country's premier radio stations, 3WE and its affiliate 105M, were purchased; and The Coliseum stands when skeptics said it would not.

Nick Mileti has kept his word. His accomplishments have renewed excitement in the fans of Northeast Ohio who have watched each chapter unfold. The story is a matter of record.

It is well worth reviewing.

BILL FITCH

GENERAL MANAGER AND COACH

"The best team in our five years in the NBA."

That's the way General Manager and Coach Bill Fitch appraises his 1974-75 edition of the Cleveland Cavaliers as he moves them into their new home, The Coliseum. "I feel we will be a greatly improved team this season, although we lost Lenny Wilkens, our captain and leader, and who in my opinion was one of the finest guards to play the game," Fitch says.

Fitch, who has been the Cavaliers only coach since they were formed five seasons ago and is the only expansion mentor who is still at the helm of a team, added the duties of general manager last season finding himself deeply involved in all areas of running a basketball team, both off and on the hardwood.

The quick-to-quip General Manager and Coach, admits that the early road schedule this season will be tough but at the same time it should help his new people to get it all together before they open their home season in the new Coliseum. "If we keep our won and lost record close to respectable up to the All-Star break in mid-January, we could make it mighty interesting for everyone down the stretch of the season," he says.

Fitch will have virtually a veteran squad on the floor this campaign with a team that was coming on strong at the latter stages of the 1973-74 season. Add these veterans to newcomers such as Jim Chones, who may well be the "big man" the Cavaliers have been looking for at the pivot spot, and the poise and finesse of veteran native Ohioan Dick Snyder, plus a blend of rookies such as Cleveland No. 1 draft choice, Michael (Campy) Russell, Clarence (Foots) Walker and Mike Robinson, the Cavaliers could well make this their winning year.

Returning from last year's team are the likes of Austin Carr, one of the better guards in the league; second season Jim Brewer who came on like a roaring locomotive in the final half of last year; quick cat-like Jimmy Clemons; powerful and strong Dwight Davis; experienced Fred Foster; big Steve Patterson, who found a "home" at center last year; sharp-shooting Bobby (Bingo) Smith; always ready to come off the bench Johnny Warren, and the Cavs only seven footer in their history Luke Witte, plus the untapped reservoir of rookies, the Cavaliers could well thrive in '75.

Prior to coming to the Cavaliers, Fitch had a solid base of over 16 years of coaching in the college ranks. He posted winning marks at every stop on his way to becoming major domo of the Cleveland club.

A native of Cedar Rapids, Iowa, Bill attended Coe College in his home town, starring in basketball and baseball. He received his Bachelor of Science degree in Physical Education from Coe in 1954.

Fitch started his coaching career as the head baseball and basketball assistant at Creighton University. It was at Creighton where he coached the star pitcher Bob Gibson in both baseball and basketball. Bill earned his Master of Arts degree in Educational Psychology at Creighton in 1958 and took his first head basketball coaching post at his alma mater, Coe. At Coe he had a 49-37 record.

Then it was on to North Dakota University where his teams went to the NCAA College Division finals for three years running. His three years at North Dakota University had his teams earning a 68-15 record with his last season there, 1967, being ranked third nationally by the UPI.

Bowling Green was next on the road to the Cavaliers and Fitch took over at B.G. in the summer of 1967. Taking a team that had finished last in 1966, he led his club to the Mid-American Conference title with a 10-2 league mark and 18-7 overall and was edged out of the NCAA tournament by Marquette by a single point.

The last college post held by the Cavs mentor was at the University of Minnesota where he led the Gophers for two seasons. Picked in the early season polls for the bottom rung of the Big Ten standings, Fitch brought on his club to a fifth place wind-up with a 12-12 mark. His final season at Minnesota found him posting a 13-11 record with Jim Brewer playing on the team and joining Bill as the Cavs No. 1 draft choice in 1973.

Bill, his wife Margaret, and their three daughters live in the Cleveland suburb of Bay Village.



JIMMY RODGERS

ASSISTANT COACH AND CHIEF SCOUT

Criss-crossing the country to look "in" on N.B.A. teams early in the season and then when the collegiate cage world hits a crescendo, Jimmy Rodgers can be found in attendance at games from coast-to-coast. Rodgers is starting his fourth season as assistant coach and chief scout of the Cavaliers.

Plus scouting duties, Rodgers assists General Manager and Coach Bill Fitch in coaching the Cavaliers whenever he is able to join the team. It is Rodgers who aids in making determinations on the college crop of cagers available for the N.B.A. draft held each spring.

He was a three-year starter on the University of Iowa basketball team. Following graduation, he assumed the duties as assistant to Cavaliers General Manager and Coach Fitch at North Dakota University. He then took over as mentor of the North Dakota team when Fitch left in 1967. His record at North Dakota was 39-35.

Before joining the Cavaliers, he was assistant at the University of Arkansas for a year, and then rejoined Fitch for his post with the Cavaliers in June of 1971.

Married, Jimmy and his wife Donna have two sons, Matt and Tim.



CHARLIE STRASSER

TRAINER

Trainer of the Cleveland Cavaliers is Charlie Strasser, an active member of the National Athletic Trainers Association. Strasser, who is a graduate of the University of Indiana, with a bachelor of science degree in physical education, joined the Cavaliers after serving as trainer in the Los Angeles Dodgers baseball organization.

The 24 year old Strasser started his career as a trainer with the Los Angeles baseball system at Daytona Beach, Florida, in 1972 and then spent the winter with the Licey Tigers at Santo Domingo in the Dominican Republic winter baseball league.

The native of Buffalo, New York, moved to the Waterbury, Connecticut, double "A" baseball team in 1973, and returned to the Dominican Republic that winter for a second season with the Licey Tigers.

This summer he was with the Waterbury Dodgers team again and did volunteer work at St. Mary's Hospital in Waterbury teaching taping techniques to physical therapists.

While at the University of Indiana, he was president of Phi Epsilon Kappa, professional fraternity in the field of physical education, health and recreation.

Strasser is married. He and his wife, Alice, now make their home in Cleveland.

Cavaliers On Radio and Television

Joe Tait returns to his microphone as the "Voice of the Cavaliers" for the fifth year. Tait has been describing the action of the Cavs since their inception. This year, for the third season in a row, the Cavaliers action will be on Radio Station WWWE.

Eighteen Cavalier games are to be telecast by WUAB-TV Channel 43. Joe Tait, Jerry Healy, and Jim Lessig, former Cavalier assistant coach, will be handling the audio portion of the telecasts for the 18 games.

TV Schedule

Friday, October 18	Cavaliers at Portland	11:00 p.m.
Wednesday, November 6	Cavaliers at Washington	8:05 p.m.
Tuesday, November 12	Cavaliers at Buffalo	7:30 p.m.
Sunday, November 24	Cavaliers at K.C.-Omaha	8:35 p.m.
Friday, December 6	Cavaliers at Detroit	7:35 p.m.
Monday, December 30	Cavaliers at Washington	8:05 p.m.
Saturday, January 4	Cavaliers at New York	8:00 p.m.
Friday, January 10	Cavaliers at Buffalo	8:00 p.m.
Sunday, January 19	Cavaliers at Detroit	7:35 p.m.
Tuesday, January 28	Cavaliers at Chicago	8:30 p.m.
Friday, January 31	Cavaliers at Boston	7:30 p.m.
Tuesday, February 4	Cavaliers at Atlanta	8:05 p.m.
Wednesday, February 12	Cavaliers at Philadelphia	8:05 p.m.
Friday, February 14	Cavaliers at Milwaukee	9:00 p.m.
Tuesday, February 25	Cavaliers at Houston	9:00 p.m.
Sunday, March 9	Cavaliers at New Orleans	8:35 p.m.
Saturday, March 22	Cavaliers at Washington	8:05 p.m.
Saturday, March 29	Cavaliers at Atlanta	8:05 p.m.

1974 CAVALIERS ROSTER

No.	Pos.	Name	Birthdate	Hgt.	Wgt.	College	Years Pro
52	F-C	Jim Brewer	12/ 3/51	6'9"	220	Minnesota '73	1
34	G	Austin Carr	3/10/48	6'4"	200	Notre Dame '71	3
22	C	Jim Chones	11/30/49	6'11"	220	Marquette '71	2
35	G	Jim Clemons	9/13/49	6'4"	185	Ohio State '71	3
42	F	Dwight Davis	10/11/49	6'8"	220	Houston '72	2
24	F	Fred Foster	3/18/46	6'5"	220	Miami (Ohio) '68	6
50	C-F	Steve Patterson	6/24/48	6'9"	225	UCLA '71	3
31	G	Mike Robinson	2/24/52	5'11"	151	Michigan State '74	0
20	F	Michael (Campy) Russell	1/12/52	6'8"	215	Michigan '74	0
7	F	Bobby Smith	2/26/46	6'6"	207	Tulsa '69	5
10	G	Dick Snyder	2/1/44	6'5"	207	Davidson '66	8
14	G	Clarence (Foots) Walker	5/21/51	6'1"	172	West Georgia '74	0
11	G	John Warren	1/ 7/47	6'3"	180	St. John's '69	5
44	C	Luke Witte	10/19/50	7'0"	240	Ohio State '73	1

General Manager and Coach: Bill Fitch, Coe College, 1954

Assistant Coach: Jim Rodgers, University of Iowa, 1965

Trainer: Charlie Strasser, Indiana University, 1972

JIM BREWER

AGE: 22 HGT: 6'9" WGT: 220

POSITION: Forward-Center

DATE OF BIRTH: December 3, 1951

PLACE OF BIRTH: Maywood, Illinois

HIGH SCHOOL: Proviso East
Maywood, Illinois

COLLEGE: Minnesota, 1973

RESIDENCE: Maywood, Illinois

First Round Selection in 1973 College Draft



Jim Brewer moves into his second season in the NBA with all systems "go" for the former University of Minnesota star, who displayed tremendous physical strength and quickness as a rookie. He displayed strong rebounding and excellent defense last year and continued improvement will make him one of the finest in the circuit.

The Cavaliers second year man is an intense individual who wants to be the best in no matter what it may be. He has a purpose for everything he does.

He came to the Cavaliers as their first round selection in the 1973 college draft after a brilliant career at the University of Minnesota. He had been recruited for the Gophers by Cavaliers General Manager/Coach Bill Fitch, who was then coach of the Minnesota team.

Brewer was named to the second NBA "Rookie team" last spring. Last summer he played in the Los Angeles summer league, along with teammates Austin Carr and Fred Foster.

Last year he grabbed a total of 524 rebounds for a 6.4 per game average, and along with Bobby Smith, was the only other player on the squad to play the full 82 games. He was used at both center and forward, ending the year at the strong forward spot.

Year	Team	G	Min	Fga/Fgm	Pct	Fta/Ftm	Pct	Rebs			Avg	Ast	Pf	D	Stls	Blks	Pts	Avg
								O	D	T								
73-74	Cleveland	82	1862	548/210	.383	123/80	.650	207	317	524	6.4	149	192	1	46	35	500	6.1

AUSTIN CARR



AGE: 26 HGT: 6'4" WGT: 200

POSITION: Guard

DATE OF BIRTH: March 10, 1948

PLACE OF BIRTH: Washington, D.C.

HIGH SCHOOL: Mackin High,
Washington, D.C.

COLLEGE: Notre Dame, 1971

RESIDENCE: Washington, D.C.

First Round Selection in 1971 College Draft

Austin Carr, the Cavaliers all-time leading scorer with 4,371 points, is in his fourth season with Cleveland, as the former Notre Dame ace has taken over in four categories on the all-time point production list for the club. Carr has the highest per game average of any Cavalier ever with 21.1.

The soft-spoken, amiable Carr set a new club record last year when he hit for 1,775 points and a new high of 21.9 per game. He holds the Number 1 spot in the club's history in field goals made at 1,831 and field goals attempted, 4,151. An excellent offensive player, Carr has a variety of moves going to the hoop. Going into this season he has a total of 882 assists for an average of 3.9. His all-time single game high is 40 against Houston two years ago. Last year he hit for 39 against Atlanta there on December 22nd.

Carr, who is referred to by his teammates as "A.C.", had played in 156 straight games before being sidelined for a single game last season.

The Cavaliers Number 1 draft choice in 1971 is just starting to tap his reservoir of talent which is unlimited. A determined performer from his guard spot, Carr is destined to be one of the game's greats. He was selected to the All-Star Eastern Conference squad last year and was on the Rookie All-Star team in 1972.

While at Mackin High in Washington, D.C., he lettered in basketball, baseball and cross-country and captained his basketball and baseball team, the latter from his shortstop post, in his senior year. He was All-American at Notre Dame.

Carr spent the past summer playing in the Los Angeles Summer League along with teammates Jim Brewer and Fred Foster.

Year	Team	G	Min	Fga/Fgm	Pct	Fta/Ftm	Pct	Rebs			Avg Ast	Pf	D	Stls	Blks	Pts	Avg	
								O	D	T								
71-72	Cleveland	42	1539	894/381	.426	196/149	.760			150	3.5	148	99	0		911	21.2	
72-73	Cleveland	82	3097	1575/700	.446	342/281	.822			369	4.5	279	185	1		1685	20.5	
73-74	Cleveland	81	3100	1682/748	.445	326/279	.856	139	150	289	3.6	305	189	2	92	14	1775	21.9
Totals		206	7736	4151/1831	.441	864/709	.821			808	3.9	732	473	3		4371	21.2	

All-Star Game Record																	
73-74	Cleveland	1	5	4/0	.000	0/0	.000	0	1	1	1.0	0	1	0	0	0	0.0

JIM CHONES

AGE: 24 HGT: 6'11" WGT: 230

POSITION: Center

DATE OF BIRTH: November 30, 1948

PLACE OF BIRTH: Racine, Wisconsin

HIGH SCHOOL: St. Catherine's High
Racine, Wisconsin

COLLEGE: Marquette, 1972

RESIDENCE: Racine, Wisconsin

Obtained Rights from Los Angeles, May
1974, for Cavaliers No. 1 draft choice in
1975



"Can play both ends of the court" is the label that has been stamped on Jim Chones, who will be making his debut in the NBA this season. Chones was one of the most sought after high school players in the nation while starring at St. Catherine's High in Racine, Wisconsin, playing for a team that won 26 in a row.

With the Carolina Cougars last season he averaged 14.8 in 83 games hitting 52.7% from the floor. He nabbed 645 rebounds, 454 defensively and blocked 131 attempts. While with the New York Nets two years ago, he averaged 11.4 per game and had 586 rebounds.

He started his career on the playgrounds of Racine and quickly became a standout. He also was a low and high hurdler in high school, a defensive end on the football team, and played softball. He was a member of Marquette's N.I.T. champions of 1970.

Chones started on the U.S. team in the Pan American games in 1972 and later that summer was named as the most valuable player in the Martin Luther King All-Star game.

He owns a European touring bike, and rides the 15 speeder some 20 to 30 miles a day in the off season. He fishes his favorite spots in both Wisconsin and Minnesota.

He is the eldest of six children having four sisters and one brother. His father died while Jim was a freshman at Marquette.

Year	Team	G	Min	Fga/Fgm	Pct	Fta/Ftm	Pct	Rebs			Avg	Ast	Pf	D	Sts	Blks	Pts	Avg
								O	D	T								
72-73	NY Nets	82	2153	768/395	.514	240/142	.592	143	443	586	7.2	95	291	7			932	11.4
73-74	Carolina	83	2357	1015/535	.527	252/155	.615	191	454	645	7.8	118	146	0	59	131	1225	14.8
	Totals	165	4510	1783/930	.522	492/297	.604	334	897	1231	7.5	213	437	7			2157	13.1

JIM CLEAMONS

AGE: 25 HGT: 6'4" WGT: 185

POSITION: Guard

DATE OF BIRTH: September 13, 1949

PLACE OF BIRTH: Lincolnton, N.C.

HIGH SCHOOL: Linden McKinley
Columbus, Ohio

COLLEGE: Ohio State, 1971

RESIDENCE: Columbus, Ohio

Obtained Through Trade with Los Angeles,
August, 1972



Quick and agile, Jim Clemons is starting his third season with the Cavaliers and the former Ohio State cage captain has displayed steady improvement in all departments. Clemons flashed to new lifetime highs in six different categories last season as he came on as the Number 3 guard on the squad.

An intellectual type of player who is a keen student of the game, Clemons is a working guard who continually strives to improve. Last season he came up with a lifetime best of 21 points at Kansas City on December 12th. His best so far in assists is now at 12 and a similar figure for rebounds.

He came to the Cavaliers in 1972 after being the Los Angeles Lakers Number 1 draft choice in 1971, following his brilliant career at Ohio State where he averaged 18.5 for three years. Jim has played with four of the top guards in the cage world, working with Jerry West and Gail Goodrich while at Los Angeles and Lenny Wilkens and Austin Carr here.

Last year in 81 games, coming off the bench he averaged 7.0, had 227 assists, (a lifetime best) and 61 steals. He goes into his fourth NBA season with a .434 field goal average and a .725 mark from the foul line.

Jim spent the summer playing basketball in the Columbus area.

Year	Team	G	Min	Fga/Fgm	Pct	Fta/Ftm	Pct	Rebs		T	Avg	Ast	Pf	D	Stls	Blks	Pts	Avg
								O	D									
71-72	Los Angeles	38	201	100/35	.350	36/28	.778			39	1.0	35	21	0			98	2.6
72-73	Cleveland	80	1392	423/192	.454	101/75	.743			167	2.1	205	108	0			459	5.7
73-74	Cleveland	81	1642	545/236	.433	133/93	.699	63	167	230	2.8	227	152	1	61	17	565	7.0
	Totals	199	3235	1068/463	.434	270/196	.725			436	2.2	467	281	1			1122	5.6

DWIGHT DAVIS

AGE: 25 HGT: 6'8" WGT: 220

POSITION: Forward

DATE OF BIRTH: October 11, 1949

PLACE OF BIRTH: Houston, Texas

HIGH SCHOOL: Worthington High School
Houston, Texas

COLLEGE: Houston, 1972

RESIDENCE: Houston, Texas

First Round Draft Choice in 1972



Intense competitor Dwight Davis, who was the Cavaliers Number 1 choice in the 1972 college draft, will be going into his third season with the team. The former Houston star has excellent physical talents and displayed tremendous improvement last year.

Davis, from his strong forward spot, led the team in rebounds with 644 for an 8.5 per game average. He picked off 470 on defense and 174 offensively for his 644 total. He has been the leading rebounder for the Cavaliers for both of his seasons here, and now has a 7.7 per game mark.

The 6'8" Davis moved up to a .436 percentage in field goals compared to his .392 as a rookie and now has a two-season mark of .417.

He was named to the rookie all-NBA team in 1972-73, and when chosen was the second Cavalier to receive this honor—the other being Austin Carr in his first season, 1971-72.

Davis led the team in personal fouls having 291 charged to him. He had six disqualifications to lead the team in this department also. He scored at a 12.5 clip and tied his lifetime top point output when he bagged 25 at Philadelphia, December 5, 1973.

While at Houston, the hard-working Davis finished second in both career scoring and rebounding to Elvin Hayes, now of the Washington Bullets.

He spent the past summer attending the University of Houston.

Year	Team	G	Min	Fga/Fgm	Pct	Fta/Ftm	Pct	Rebs			Pf	D	Stls	Blks	Pts	Avg		
								O	D	T								
72-73	Cleveland	81	2151	748/295	.392	222/176	.793			563	6.9	118	296	5		762	9.4	
73-74	Cleveland	76	2477	862/376	.436	274/197	.719	174	470	644	8.5	186	291	6	63	74	949	12.5
Totals		157	4628	1610/671	.417	496/373	.752			1207	7.7	304	587	11		1711	10.9	

FRED FOSTER

AGE: 28 HGT: 6'5" WGT: 220

POSITION: Forward

DATE OF BIRTH: March 18, 1946

PLACE OF BIRTH: Springfield, Ohio

HIGH SCHOOL: Springfield South
Springfield, Ohio

COLLEGE: Miami, Ohio, 1968

RESIDENCE: Springfield, Ohio

Signed as Free Agent, October 27, 1973



Fred Foster, the type of player who makes things happen, starts his seventh season in the NBA and his second with Cleveland after being signed as a free agent on October 27, 1973. The 6'5" veteran is very strong on defense and possesses an accurate shot.

Last year he came off the bench for the Cavaliers and played in 58 games and hit for a 4.8 average on his 278 points. He has a lifetime average of 8.6 in the 391 NBA games he has played.

He broke into the NBA after a brilliant career at Miami University of Ohio where he ranks as one of the school's all-time greats. He started his pro career with the old Cincinnati Royals where he played for two seasons after being drafted third in 1968.

He was then traded by Cincinnati along with Connie Dierking to Philadelphia for Darrall Imhoff and a future draft choice on October 16, 1970 and then by Philadelphia to Portland for a future draft choice, and to Detroit for Terry Dischinger on July 31, 1972.

Foster's all-time high is a 32 point outburst. Last year with Cleveland he fired a season top for himself of 21 against Buffalo here on February 10th.

Last summer he played in the Los Angeles summer league along with teammates Austin Carr and Jim Brewer.

Year	Team	G	Min	Fga/Fgm	Pct	Fta/Ftm	Pct	Rebs		T	Avg	Ast	Pl	D	Sits	Blks	Pts	Avg
								O	D									
68-69	Cincinnati	56	497	193/74	.383	66/43	.652			61	1.1	36	49	0			191	3.4
69-70	Cincinnati	73	2077	1026/461	.449	243/176	.724			310	4.2	107	209	2			1098	15.0
70-71	Cin-Phil	67	909	368/148	.402	106/73	.689			151	2.3	61	115	3			369	5.5
71-72	Phila.	74	1699	837/347	.415	243/185	.761			276	3.7	90	184	3			879	11.9
72-73	Detroit	63	1460	627/243	.388	87/61	.701			183	2.9	94	150	0			547	8.7
73-74	Cleveland	58	649	288/112	.389	64/54	.844	43	65	108	1.9	62	79	0	19	6	278	4.8
Totals		391	7291	3339/1385	.415	809/592	.732			1089	2.8	450	786	8			3362	8.6

STEVE PATTERSON

AGE: 26 HGT: 6'9" WGT: 225

POSITION: Center-Forward

DATE OF BIRTH: June 24, 1948

PLACE OF BIRTH: Riverside, California

HIGH SCHOOL: Santa Maria High School
Riverside, California

COLLEGE: UCLA, 1971

RESIDENCE: Santa Rosa, California

Second Round Selection in 1971 College
Draft



Steve Patterson, who took over at the pivot spot for the Cavaliers midway in the 1973-74 season, started to come into his own as the year wore on and for the now fourth year Cavalier it was the best season ever in the NBA as he set numerous personal highs in many departments. Patterson was used at forward early in the year and then moved into the starting role at center.

Patterson more than doubled his playing time last season compared to his first two years with Cleveland. He clocked 1,910 minutes compared to a total of 1,485 during his first two years here.

Among the many new lifetime highs he set for himself last year was hitting for a 7.8 average per game on his 593 points. He grabbed a total of 619 rebounds for a 8.1 game average. He starts this year with a 5.3 lifetime average in rebounds. Steve collected a career high of 22 points here against Portland on February 16, 1974. His all-time tops for rebounds is now at 19, while his assist high is 10.

The deep-voiced, articulate, soft-spoken Patterson spent the summer in California along with his wife, Marilyn, whom he married during the summer of 1973.

Year	Team	G	Min	Fga/Fgm	Pct	Fta/Ftm	Pct	Rebs		T	Avg	Ast	Pf	D	Stls	Blks	Pts	Avg
								O	D									
71-72	Cleveland	65	775	263/94	.357	46/23	.500			288	3.5	54	80	0			211	3.2
72-73	Cleveland	62	710	198/71	.359	65/34	.523			288	3.7	51	79	1			176	2.8
73-74	Cleveland	76	1910	599/262	.437	112/69	.616	223	396	619	8.1	165	193	3	48	58	593	7.8
Totals		203	3395	1060/427	.403	223/126	.565			1075	5.3	270	352	4			980	4.8

MIKE ROBINSON

AGE: 22 HGT: 5'11" WGT: 151

POSITION: Guard

DATE OF BIRTH: February 24, 1952

PLACE OF BIRTH: Detroit, Michigan

HIGH SCHOOL: Northeastern High
Detroit, Michigan

COLLEGE: Michigan State, 1974

RESIDENCE: Detroit, Michigan

Seventh Round Draft Choice in 1974 College
Draft



Two-time winner of the Big Ten scoring championship, Michael (Mike) Robinson is one of the promising rookies with the Cavaliers. Robinson, Michigan State's all-time scoring leader, took top honors in the Big Ten in both his sophomore and junior seasons.

He led the Big Ten in 1971-72 with a 27.2 per game mark for the 14 league tussles and had an over-all record for 24 games of 24.7. His junior season had him posting a 26.7 Big Ten record and a 25.3 mark for all games.

Robinson became the Spartan's all-time scoring leader with 515 points as a senior to give him a total of 1,717 in 71 games and a 24.2 average for his collegiate career. He hit at a 22.4 clip his senior season.

The Cavaliers rookie, who is quick in his moves and a deadly shot from all angles, rates as one of the most unselfish players ever to perform for Michigan State. A native of Detroit, Michigan, he was an all-star at Northeastern High in the Motor City before going to the Spartans.

A physical education major, Robinson has five sisters and three brothers.

Overall, for the 71 games he played for Michigan State during his three-year career, the Cavalier rookie shot .463 from the floor and .751 from the foul line.

Year	Gp	Fga/Fgm	Pct	Fta/Ftm	Pct	Reb	Avg	PF D	Pts	Avg
71-72	24	565/245	.434	147/104	.707	73	3.0		594	24.7
72-73	24	536/259	.483	113/90	.796	101	4.2		608	25.3
73-74	23	440/208	.473	128/99	.773	66	2.9	60 1	515	22.4
Totals	71	1541/712	.462	388/293	.751	240	3.4	(60 1)	1717	24.2

MICHAEL (CAMPY) RUSSELL

AGE: 22 HGT: 6'8" WGT: 215

POSITION: Forward

DATE OF BIRTH: January 12, 1952

PLACE OF BIRTH: Jackson, Tennessee

HIGH SCHOOL: Pontiac Central High School,
Pontiac, Michigan

COLLEGE: Michigan 1974

RESIDENCE: Pontiac, Michigan

First Round Selection in 1974 College Draft



The Cleveland Cavaliers No. 1 draft choice in 1974, Michael Campbanna (Campy) Russell was the Big Ten's most valuable player last year and the league's scoring champion with a 23.7 per game average. Russell is the first "hardship" player ever signed by the Cleveland club.

Russell rates as one of the most complete players in last spring's draft. He is an excellent shot, hitting 21.2 during his college career. His rebounding was outstanding with a 10.4 average in the 51 games he played for Michigan.

The 6'8", 215-pound forward earned All-American recognition at Michigan after being highly sought following a brilliant career at Pontiac Central High in Pontiac, Michigan. Last season he led the Wolverines to the Big Ten crown and to a berth in the Mideast regionals of the NCAA championships. Russell was named to the National All-Rookie team as a freshman.

The 22-year-old Russell is one of ten children, having six brothers and three sisters. His father, a great baseball fan, named him he "guesses" after the former great baseball star Roy Campbanella. An older brother Frank played with the Chicago Bulls two years ago. He is no relation to Cazzie Russell, the former Michigan star.

The Cav rookie is noted as being able to fill a lane, keep a ball alive, trigger a fast break, bring the ball up court and play defense.

Russell's Michigan Record

Year	Gp	Fga/Fgm	Pct	Fta/Ftm	Pct	Rebs	Avg	Ast	Pf-D	Tp	Avg
72-73	24	404/177	.438	121/88	.727	231	9.6	—	85-0	442	18.4
73-74	27	542/254	.469	171/123	.719	300	11.1	100	85-5	640	23.7
Total	51	946/431	.456	292/211	.723	531	10.4	[100]	170-5	1082	21.2

BOBBY SMITH

AGE: 28 HGT: 6'6" WGT: 207

POSITION: Forward

DATE OF BIRTH: February 26, 1946.

PLACE OF BIRTH: Memphis, Tennessee

HIGH SCHOOL: Melrose High School
Memphis, Tennessee

COLLEGE: Tulsa, 1969

RESIDENCE: Cleveland, Ohio

Selected from San Diego in 1970 Expansion Draft



Returning for his fifth season with Cleveland and sixth in the NBA, Bobby Smith is one of the two original Cavaliers left from the team formed in 1970. He was the San Diego Rockets Number 1 selection in 1969.

Smith has played in 389 games in the NBA with 314 of them for Cleveland. He leads all Cavaliers in minutes played for Cleveland with 8,746. Along with Jim Brewer, he played in all 82 games last season.

Bobby goes into the season with a lifetime record of 12.2 per game on 4,761 points. He has hit 4,211 for the Cavaliers for a 13.4 average. Last year he scored at a 14.8 clip, bouncing back from an 8.2 mark in 1973-74. Smith is a pure shooter.

Smith displays outstanding strength as a shooter from the small forward spot. He set a lifetime best for field goals scored when he hit for 16 against Seattle here on November 27, 1973, and tied his rebound best of 15 in 1973-74. He ranks second among all-time Cavalier scorers with 4,211 points and second in all-time rebounds with 1,565.

Smith makes his home in Cleveland during the off-season along with his wife, Mary and their nine-year old daughter, Monique. Bobby takes to the golf course in the off-season and plays on a neighborhood softball team.

Year	Team	G	Min	Fga/Fgm	Pct	Fla/Ftm	Pct	Rebs		T	Avg	Ast	Pf	D	Stls	Blks	Pts	Avg
								O	D									
69-70	San Diego	75	1198	567/242	.427	96/66	.688			328	4.4	75	119	0			550	7.3
70-71	Cleveland	77	2332	1106/495	.448	243/178	.761			429	5.6	258	175	4			1168	15.2
71-72	Cleveland	82	2734	1199/527	.443	224/178	.795			502	6.1	247	222	3			1232	15.0
72-73	Cleveland	73	1068	603/268	.444	81/64	.790			199	2.7	108	80	0			600	8.2
73-74	Cleveland	82	2612	1179/536	.455	169/139	.822	134	301	435	5.3	198	242	4	89	30	1211	14.8
Totals		389	9944	4645/2068	.445	813/625	.769			1893	4.9	886	838	11			4761	12.2

DICK SNYDER

AGE: 30 HGT: 6'5" WGT: 207

POSITION: Guard

DATE OF BIRTH: February 1, 1944

PLACE OF BIRTH: North Canton, Ohio

HIGH SCHOOL: North Canton Hoover High
North Canton, Ohio

COLLEGE: Davidson, 1966

RESIDENCE: Tempe, Arizona

Secured from Seattle for exchange of first round Draft positions in 1974 and Seattle to have the option of changing both first and second round draft positions with Cleveland in 1976 draft.



One of the most respected shooters in the NBA, Dick Snyder will be making his debut with the Cavaliers this season as he returns to his native northern Ohio after an eight-year career in the league which includes playing with St. Louis, Phoenix and for the past five seasons with the Seattle SuperSonics.

The poised solid NBA veteran, who was born in North Canton, Ohio, always displays tremendous hustle and competitiveness. Snyder, who besides being a top shooter, has also been used defensively against the opposition's top offensive threats.

The 6'5", 213 pounder can also play forward. He plays the game with abandon and never backs off while driving for the basket.

He has massed a lifetime total of 8313 points in 603 games for a per game mark of 13.8. His best was a 19.4 mark set in 1970-71 for the Sonics. Last year he scored at an 18.1 per game clip. He snared a total of 306 rebounds a year ago to give him a lifetime total of 2050 and a 3.4 per game average. He goes into this season with a lifetime percentage of .490 in field goals, earning him a spot in the league's upper echelon in that department. Last year Snyder was 7th among free throw leaders in the league hitting 194 in 224 tries for an .864 mark. He has a career record of .816 from the foul line.

Snyder has a lifetime best high game of 41 points. Last season against his new teammates he had a 35-point outburst on December 21st here.

Married, Snyder and his wife, Terri, have two youngsters and have resided in Tempe, Arizona during the off-season.

Year	Team	G	Min	Fga/Fgm	Pct	Fta/Ftm	Pct	Rebs		T	Avg	Ast	Pf	D	Stls	Blks	Pts	Avg
								O	D									
66-67	St. Louis	54	676	333/144	.432	61/46	.754			91	1.7	59	82	1			334	6.2
67-68	St. Louis	75	1622	613/257	.419	167/129	.772			194	2.6	164	215	5			643	8.6
68-69	Phoenix	81	2108	846/399	.472	255/185	.725			328	4.0	211	213	2			983	12.1
69-70	Pho-Seattle	82	2437	863/456	.528	208/169	.813			323	3.9	342	277	8			1081	13.2
70-71	Seattle	82	2824	1215/645	.531	361/302	.837			257	3.1	352	249	6			1592	19.4
71-72	Seattle	73	2534	937/496	.529	259/218	.842			228	3.1	283	200	3			1210	16.6
72-73	Seattle	82	3060	1022/473	.463	216/186	.861			323	3.9	311	216	2			1132	13.8
73-74	Seattle	74	2670	1189/572	.481	224/194	.866	90	216	306	4.1	265	257	4	90	26	1338	18.1
Totals		603	17931	7018/3442	.490	1751/1429	.816			2050	3.4	1987	1709	31			8313	13.8

CLARENCE WALKER

AGE: 23 HGT: 6'1" WGT: 172

POSITION: Guard

DATE OF BIRTH: May 21, 1951

PLACE OF BIRTH: Southhampton, L.I., N.Y.

HIGH SCHOOL: Southhampton,
Long Island, New York

COLLEGE: West Georgia, 1974

RESIDENCE: Southhampton, Long Island,
New York

Second Selection in 1974 College Draft



One of the most exciting Cavalier newcomers is Clarence (Foods) Walker, selected second in the 1974 college draft. Walker has impressive credentials, the most important is being a star on standout winning teams throughout his career, having won 201 of 211 games.

A fantastic ballhandler, phenomenally quick, and a superb shooter, Walker bagged 1276 points in his two seasons at West Georgia for a 20.9 average. He set a national NAIA single season mark for assists with 395 for 14.5 per game during his junior year at West Georgia. Walker averaged .492 from the floor in his two seasons at West Georgia and picked off 454 rebounds for a 7.4 average.

He led the Vincennes, Indiana Junior College team to a 34-0 mark averaging 17 a game, while shooting 60% from the floor. He snared eight rebounds per contest there.

Walker, a high school All-American at Southhampton and the "player of the year" in New York at the end of his senior year, led his team to three straight titles and 73 wins in a row, while breaking the school's scoring mark held by alumnus Carl Yastrzemski with his 1,800 points.

He capped his collegiate career by being chosen most valuable in the NAIA tourney last spring and being named to the NAIA All-American Team.

His nickname of "Foods" came from an uncle when he deemed that Clarence had big feet at the age of five, size 11. Walker is learning to play tennis. At Vincennes Junior College, he played with Bob McAdoo now of Buffalo.

Walker's West Georgia Record

Year	Gp	Fga/Fgm	Pct	Fta/Ftm	Pct	Reb	Avg	Pts	Avg
Junior	28	450/226	.502	148/112	.757	232	8.3	564	20.1
Senior	33	598/290	.485	173/132	.763	222	6.7	712	21.6
Totals	61	1048/516	.492	321/244	.760	454	7.4	1276	20.9

JOHN WARREN

AGE: 27 HGT: 6'3" WGT: 180

POSITION: Guard

DATE OF BIRTH: January 7, 1947

PLACE OF BIRTH: Sparta, Georgia

HIGH SCHOOL: Far Rockaway High,
Far Rockaway, N.Y.

COLLEGE: St. John's, 1969

RESIDENCE: Far Rockaway, New York

Selected from New York in 1970 Expansion
Draft



John Warren, in his fifth season with Cleveland, was along with Bobby Smith, one of the original Cavaliers when the team was put together in 1970. Warren, who displays consistency in coming off the bench, is always ready to do the job when called.

He hit 12 for 12 against Buffalo in the Arena on December 14, 1973, in an amazing display of shooting. The 12 field goals gave him a new career high.

Warren, who was the Number 1 New York Knicks draft choice in 1969, is an excellent free throw shooter boasting a lifetime mark of .827 and connected for .854 last year. In all, he has scored 306 of 370 tries. His best from the foul line was two years ago when he missed just one in 19 tries for .947.

The 6'3" guard holds the Cavaliers marks for most personal fouls in a season at 299 and also for most disqualifications with 13, both marks set in 1970-71, the Cavaliers first season.

Warren attends St. John's in the off-season, working towards his goal of earning a degree in Pharmacy. He and his wife, Rhea and their son, John Jr., spend the summer in the New York area.

Year	Team	G	Min	Fga/Fgm	Pct	Fta/Ftm	Pct	Rebs		T	Avg	Ast	Pf	D	Sts	Blks	Pts	Avg
								O	D									
69-70	New York	44	272	108/44	.407	35/24	.686			40	0.9	30	53	0			112	2.5
70-71	Cleveland	82	2610	899/380	.423	217/180	.829			344	4.2	347	299	13			940	11.5
71-72	Cleveland	68	969	345/144	.417	58/49	.845			133	1.9	91	92	0			337	5.0
72-73	Cleveland	40	290	111/54	.486	19/18	.947			42	1.1	34	45	0			126	3.2
73-74	Cleveland	69	790	291/132	.454	41/35	.854	42	86	128	1.9	62	117	1	27	6	299	4.3
Totals		303	4931	1754/754	.429	370/306	.827			687	2.3	564	606	14			1814	5.9

LUKE WITTE

AGE: 23 HGT: 7'0" WGT: 230

POSITION: Center

DATE OF BIRTH: October 19, 1950

PLACE OF BIRTH: Philadelphia, Pa.

HIGH SCHOOL: Marlinton High
Alliance, Ohio

COLLEGE: Ohio State, 1973

RESIDENCE: Alliance, Ohio

Fourth Round Selection in 1973 College
Draft



Luke Witte, the Cavaliers first seven-footer, swings into the second year of his NBA career. Witte battled his way through the 1973-74 training camp to earn a berth on the Cavaliers final roster, and was clocked for 728 minutes in 57 games last season.

The former Ohio State star, grabbed a total of 227 rebounds during his freshman year in the NBA for a per game average of 3.9 while scoring 4.5. He shot 43.2% from the field and hit 74.2% from the foul line.

Witte attended Ohio State University last summer where he earned his degree in Journalism and Public Relations. Teammate Jim Clemons is also an Ohio Stater. He is on the Buckeye's all-time scoring list with 1,211 points. Luke attended high school in Alliance, Ohio, where he still holds all of the Marlinton High scoring records. The blond-haired seven-footer bagged his NBA career high of 17 points against the Lakers on January 22nd at Los Angeles.

Witte relaxes by reading biographies and wild science fiction.

Year	Team	G	Min	Fga/Fgm	Pct	Fla/Ftm	Pct	Rebs			Avg	Ast	Pl	D	Stls	Blks	Pts	Avg
								O	D	T								
73-74	Cleveland	57	728	243/105	.432	62/46	.742	80	147	227	3.9	41	91	0	8	22	256	4.5

CLEVELAND CAVALIERS SUNDRY RECORDS

	Total	Date	Opponent
Most Points in One Game	136	2-8-73	Atlanta
Most Points in One Game, Opponent	148	1-2-72	Philadelphia
Least Points in One Game	73	1-2-71	at Milwaukee
*Least Points in One Game, Opponent	75	12-5-73	at Philadelphia
Most Rebounds in One Game	69	1-12-73	Philadelphia at Pittsburgh
Most Rebounds in One Game, Opponent	80	10-25-70	at San Francisco
**Most Assists	44	11-27-73	Seattle
	44	2-18-73	Buffalo
Most Assists, Opponent	48	3-28-73	Detroit
Most Field Goals in One Game	56	3-20-73	Philadelphia
Most Field Goals in One Game, Opponent	57	3-28-73	Detroit
Most Field Goals Attempted in One Game	123	11-21-71	Boston
Most Field Goals Attempted in One Game, Opponent	110	1-26-72	at Boston
Most Free Throws in One Game	42	11-14-70	at Portland
Most Free Throws in One Game, Opponent	46	10-22-70	at San Diego
**Most Free Throws Attempted in One Game	52	11-22-73	at Houston
	52	11-14-70	at Portland
Most Free Throws Attempted in One Game, Opponent	37	1-16-71	at Philadelphia
Most Fouls in One Game	37	1-16-71	at Philadelphia
*Most Fouls in One Game, Opponent	37	10-28-73	Boston
	37	11-22-73	at Houston
Biggest Margin of Victory	32	1-19-71	Buffalo at Syracuse
Biggest Margin of Defeat	54	11-2-70	at Philadelphia
Most Points Scored in One Quarter	42	3-9-71	Philadelphia-Fourth Quarter
Most Points Scored in One Quarter, Opponent	48	1-2-72	Philadelphia-Fourth Quarter
Least Points Scored in One Quarter	10	10-27-72	at Boston-Second Quarter
Least Points Scored in One Quarter, Opponent	10	12-20-70	Chicago—Second Quarter
Least Points Scored in One Quarter, Opponent	10	12-20-70	Chicago—Second Quarter
Most Points Scored in One Half	74	2-13-72	Detroit—First Half
Most Points Scored in One Half, Opponent	80	10-22-70	at San Diego—Second Half
Least Points Scored in One Half	28	10-19-71	at Milwaukee—First Half
*Least Points Scored in One Half, Opponent	34	12-5-73	at Philadelphia

*Record set in 1973-74 Season

**Record tied in 1973-74 Season

CLEVELAND CAVALIERS HOME COURT RECORDS

INDIVIDUAL RECORDS

FULL GAMES

	Total	Name	Date
PTS	53	Low Alcindor, Milwaukee vs. Cleveland	Nov. 4, 1970
		Kareem Abdul Jabbar, Milwaukee vs. Cleveland	Feb. 9, 1972
FGA	35	Elvin Hayes, San Diego vs. Cleveland	Dec. 13, 1970
FGM	23	Kareem Abdul Jabbar, Milwaukee vs. Cleveland	Feb. 9, 1972
FTA	21	Nate Archibald, Cincinnati vs. Cleveland	Jan. 29, 1972
FTM	18	Nate Archibald, Cincinnati vs. Cleveland	Jan. 29, 1972
REB**	26	George Johnson, Golden State vs Cleveland	Feb. 21, 1974
	26	Happy Hairston, Los Angeles vs Cleveland	Oct. 15, 1972
AST**	20	Lenny Wilkens, Cleveland vs Seattle	Nov. 27, 1973
	20	Bobby Washington, Cleveland vs Portland	Nov. 7, 1971

ONE HALF

PTS	35	Low Alcindor, Milwaukee vs. Cleveland	Nov. 4, 1970
FGA	20	Elvin Hayes, San Diego vs. Cleveland	Dec. 13, 1970
		Walt Wesley, Cleveland vs. Cincinnati	Feb. 19, 1971
		Dave Bing, Detroit vs. Cleveland	Dec. 1, 1972
FGM	13	Walt Wesley, Cleveland vs. Cincinnati	Feb. 19, 1971
		Gail Goodrich, Los Angeles vs. Cleveland	Feb. 9, 1971
FTA	14	Nate Thurmond, San Francisco vs. Cleveland	March 16, 1971
FTM	11	Chet Walker, Chicago vs. Cleveland	Feb. 17, 1971
		Low Alcindor, Milwaukee vs. Cleveland	Nov. 4, 1970
REB	15	Happy Hairston, Los Angeles vs. Cleveland	Oct. 15, 1972
AST	15	Bobby Washington, Cleveland vs. Portland	Nov. 7, 1971

TWO TEAM RECORDS

FULL GAME

PTS	267	Philadelphia 148, Cleveland 119	Jan. 2, 1972
FGA*	224	Cleveland 117, Golden State 107	Feb. 21, 1974
FGM	108	Detroit 55, Cleveland 53	Feb. 13, 1972
FTA	93	Cleveland 47, Buffalo 46	Dec. 26, 1970
FTM	73	Cleveland 40, Buffalo 31	Dec. 26, 1970
		Philadelphia 42, Cleveland 31	Jan. 2, 1971
REB**	116	Cleveland 61, Portland 55	Dec. 9, 1970
		New York 59, Cleveland 57	Dec. 16, 1970
		Los Angeles 63, Cleveland 53	Nov. 18, 1973
AST	89	Detroit 48, Cleveland 41	March 28, 1973

*Indicates Record Set in 1973-74 Season.

**Indicates Record tied in 1973-74 Season.

—Continued

Cleveland Cavaliers Home Court Records (continued)

ONE HALF

	Total	Name	Date
PTS	146	Philadelphia 78, Cleveland 68	Jan. 2, 1972
FGA	112	Cleveland 56, New York 56	Dec. 16, 1970
FGM	56	Philadelphia 29, Cleveland 27	Jan. 2, 1972
		Cleveland 32, Detroit 24	Feb. 13, 1972
FTA	49	Cleveland 27, Buffalo 22	Dec. 6, 1970
		Buffalo 25, Cleveland 24	Dec. 26, 1970
FTM	39	Cleveland 23, Buffalo 16	Dec. 6, 1970
AST	44	Cleveland 23, Philadelphia 21	Jan. 2, 1972

ONE TEAM RECORDS

FULL GAME

PTS	148	by Philadelphia vs. Cleveland	Jan. 2, 1972
FGA	123	by Cleveland vs. Boston	Nov. 21, 1971
FGM#	57	by Detroit vs. Cleveland	March 28, 1973
FTA	55	by Cincinnati vs. Cleveland	Oct. 30, 1970
FTM	43	by Cincinnati vs. Cleveland	Oct. 30, 1970
REB**	73	by Golden State vs Cleveland	Feb. 21, 1974
AST#	48	by Detroit vs. Cleveland	March 28, 1972

ONE HALF

PTS	78	by Philadelphia vs. Cleveland	Jan. 2, 1972
FGA	62	by Cleveland vs. Seattle	Feb. 4, 1972
FGM	32	by Cleveland vs. Detroit	Feb. 13, 1972
		by Atlanta vs. Cleveland	Nov. 1, 1970
FTA	35	by Cincinnati vs. Cleveland	Mar. 14, 1971
FTM	27	by Cincinnati vs. Cleveland	Mar. 14, 1971
REB**	36	by Golden State vs Cleveland	Feb. 21, 1974
AST*	26	by Los Angeles vs. Cleveland	Feb. 9, 1971

#Indicates Overtime

**Record set in 1973-74 season

MONTH BY MONTH DURING 1973-74

	Oct/W-L	Nov/W-L	Dec/W-L	Jan/W-L	Feb/W-L	Mar/W-L	Total/W-L
Atlanta	6-4	6-7	7-7	4-13	4-9	7-7	35-47
Boston	5-3	11-1	13-2	7-6	9-6	11-8	56-26
Buffalo	6-4	4-11	6-7	10-7	10-5	6-6	42-40
Capital	3-5	8-4	9-6	7-8	11-6	9-6	47-35
Chicago	7-2	11-4	10-6	8-6	11-4	7-6	54-28
CLEVELAND	2-7	7-9	5-11	5-9	4-11	6-6	29-53
Detroit	7-4	5-7	12-5	10-3	10-6	8-5	52-30
Golden State	4-3	9-4	4-10	10-5	10-5	8-5	44-38
Houston	4-7	4-8	4-12	6-10	8-4	6-9	32-50
K.C.-Omaha	4-6	2-14	8-7	7-8	6-8	6-6	33-49
Los Angeles	7-3	9-4	6-11	7-4	8-8	10-5	47-35
Milwaukee	9-1	12-3	9-4	10-3	9-7	10-5	59-23
New York	5-4	7-8	11-4	9-5	9-5	8-7	49-33
Philadelphia	2-7	6-8	3-12	4-8	5-11	5-11	25-57
Phoenix	2-8	5-8	8-8	6-7	4-12	5-9	30-52
Portland	5-4	5-9	7-8	2-11	2-14	6-9	27-55
Seattle	3-9	6-8	8-10	7-6	6-6	6-7	36-46

CAVALIER YEAR-BY-YEAR LEADERS

Leading Scorer

	GP	PTS.	AVG.
1970-71 — Walt Wesley	82	1455	17.7
1971-72 — John Johnson	82	1391	17.0
1972-73 — Austin Carr	82	1685	20.5
Lenny Wilkens	75	1538	20.5
1973-74 — Austin Carr	81	1775	21.9

Most Free Throws Made

	FTA	FTM	PCT.
1970-71 — Walt Wesley	473	325	68.7
1971-72 — John Johnson	353	277	78.5
1972-73 — Lenny Wilkens	476	394	82.8
1973-74 — Lenny Wilkens	361	289	80.1

Leading Assist Maker

	GP	ASSISTS	AVG.
1970-71 — John Warren	82	347	4.2
1971-72 — John Johnson	82	415	5.1
1972-73 — Lenny Wilkens	75	628	8.4
1973-74 — Lenny Wilkens	74	522	7.1

Best Shooting Average

	FGA	FGM	PCT.
1970-71 — Walt Wesley	1241	565	45.5
1971-72 — Butch Beard	849	394	46.4
1972-73 — Lenny Wilkens	1275	572	44.9
1973-74 — Lenny Wilkens	994	462	46.5

Most Personal Fouls

	GP	PF	AVG.
1970-71 — John Warren	82	299	3.6
1971-72 — John Johnson	82	268	3.3
1972-73 — Dwight Davis	81	297	3.7
1973-74 — Dwight Davis	76	291	3.8

Leading Rebounder

	GP	REBS	AVG.
1970-71 — Walt Wesley	82	713	8.7
1971-72 — Walt Wesley	82	711	8.7
1972-73 — Dwight Davis	81	563	7.0
1973-74 — Dwight Davis	76	644	8.5

Most Disqualifications

	GP	DSQ.
1970-71 — John Warren	82	13
1971-72 — Rick Roberson	73	7
1972-73 — Dwight Davis	81	5
Rick Roberson	62	5
1973-74 — Dwight Davis	76	6

ALL TIME CAVALIER CAREER LEADERS

FIELD GOALS ATTEMPTED

1. Austin Carr	4,151
2. Bobby Smith	4,078
3. John Johnson	3,461
4. Walt Wesley	2,294
5. Lenny Wilkens	2,269
6. John Warren	1,646

FIELD GOALS MADE

1. Austin Carr	1,831
2. Bobby Smith	1,826
3. John Johnson	1,484
4. Lenny Wilkens	1,034
5. Walt Wesley	991
6. Dwight Davis	669

MOST FREE THROWS TRIED

1. John Johnson	922
2. Austin Carr	864
3. Lenny Wilkens	837
4. Walt Wesley	776
5. Bobby Smith	708
6. Rick Roberson	656

MOST FREE THROWS MADE

1. John Johnson	716
2. Austin Carr	709
3. Lenny Wilkens	683
4. Bobby Smith	559
5. Walt Wesley	529
6. Rick Roberson	382

MOST REBOUNDS

	GP	NO.	AVG.
1. John Johnson	231	1,636	7.1
2. Bobby Smith	314	1,565	4.9
3. Rick Roberson	125	1,494	11.9
4. Walt Wesley	176	1,462	8.3
5. Dwight Davis	157	1,207	7.7
6. Steve Patterson	203	1,075	5.3

MOST ASSISTS

	GP	NO.	AVG.
1. Lenny Wilkens	149	1,150	7.7
2. John Johnson	231	1,047	4.5
3. Austin Carr	206	822	3.9
4. Bobby Smith	314	534	2.6
5. John Warren	259	534	2.1
6. Butch Beard	68	456	6.7

MOST MINUTES PLAYED

1. Bobby Smith	8,746
2. Austin Carr	7,736
3. Lenny Wilkens	5,456
4. John Johnson	5,207
5. John Warren	4,659
6. Dwight Davis	4,628

MOST PERSONAL FOULS

1. John Johnson	765
2. Bobby Smith	719
3. Dwight Davis	588
4. Walt Wesley	561
5. John Warren	553
6. Rick Roberson	500

MOST DISQUALIFICATIONS

1. John Warren	14	4. Dwight Davis	11
2. Rick Roberson	12	5. Walt Wesley	9
3. Bobby Smith	11	6. John Johnson	8

CAVALIERS ALL-TIME LEADING SCORERS

	GP	FG	FT	TPS	AVG.
1. Austin Carr	206	1831	709	4,371	21.1
2. Bobby Smith	314	1826	559	4,211	13.4
3. John Johnson	231	1484	716	3,684	15.9
4. Lenny Wilkens	149	1034	683	2,751	18.5
5. Walt Wesley	176	991	529	2,511	14.3
6. Charlie Davis	157	669	373	1,711	10.9

CAVALIERS GAME-BY-GAME 1973-74

Game	Date	Opponents	Record	Game	Date	Opponents	Record
1.	Oct. 12	Houston, 99-106	0-1	42.	Jan. 4	Capital, 91-94	14-28
2.	Oct. 14	Detroit, 83-95	0-2	43.	Jan. 5	At Atlanta, 86-99	14-29
3.	Oct. 19	New York, 90-92	0-3	44.	Jan. 9	At Philadelphia, 86-90	14-30
4.	Oct. 20	At Milwaukee, 88-101	0-4	45.	Jan. 11	Detroit, 96-106	14-31
5.	Oct. 23	Portland, 103-96	1-4	46.	Jan. 12	At Detroit, 117-112#	15-31
6.	Oct. 26	At Buffalo (T), 97-104	1-5	47.	Jan. 13	Philadelphia, 96-94	16-31
7.	Oct. 27	Buffalo, 101-111	1-6	48.	Jan. 17	At Capital, 86-101	16-32
8.	Oct. 28	Boston, 102-99	2-6	49.	Jan. 20	At Kan. City-Omaha 108-111	16-33
9.	Oct. 31	At Boston, 110-128	2-7	50.	Jan. 22	At Los Angeles, 111-110#	17-33
10.	Nov. 2	Milwaukee, 100-118	2-8	51.	Jan. 23	At Phoenix, 103-110	17-34
11.	Nov. 3	At Chicago, 94-105	2-9	52.	Jan. 25	At Portland, 87-84	18-34
12.	Nov. 4	Atlanta, 110-115	2-10	53.	Jan. 26	At Golden State, 93-106	18-35
13.	Nov. 6	Los Angeles, 115-96	3-10	54.	Jan. 29	Atlanta, 118-111	19-35
14.	Nov. 9	Houston, 111-106	4-10	55.	Jan. 30	At Boston, 108-120	19-36
15.	Nov. 10	At New York, 90-100	4-11	56.	Feb. 1	Capital, 99-107	19-37
16.	Nov. 11	Kansas City, 93-103	4-12	57.	Feb. 2	At New York, 87-103	19-38
17.	Nov. 13	At Golden State, 115-128	4-13	58.	Feb. 3	Chicago, 94-108	19-39
18.	Nov. 16	At Seattle, 93-117	4-14	59.	Feb. 5	Milwaukee, 87-102	19-40
19.	Nov. 18	At Los Angeles, 100-102	4-15	60.	Feb. 8	At Houston, 106-120	19-41
20.	Nov. 22	At Houston, 104-96	5-15	61.	Feb. 9	At Atlanta, 90-99	19-42
21.	Nov. 23	At Houston, 85-83	6-15	62.	Feb. 10	Buffalo, 125-121	20-42
22.	Nov. 25	Boston, 101-107	6-16	63.	Feb. 12	Capital, 99-107	20-43
23.	Nov. 27	Seattle, 120-118	7-16	64.	Feb. 16	At Portland, 106-101	21-43
24.	Nov. 28	At Detroit, 98-91	8-16	65.	Feb. 17	At Seattle, 97-106	21-44
25.	Nov. 30	Philadelphia, 112-110	9-16	66.	Feb. 19	Golden State, 98-104	21-45
26.	Dec. 1	At New York, 99-119	9-17	*67.	Feb. 21	Golden State, 103-122	21-46
27.	Dec. 2	Houston 104-130	9-18	68.	Feb. 22	New York, 110-117	21-47
28.	Dec. 5	At Philadelphia, 89-75	10-18	69.	Feb. 23	At Capital, 104-101	22-47
29.	Dec. 7	Chicago, 91-96	10-19	70.	Feb. 24	Phoenix, 101-97	23-47
30.	Dec. 9	Phoenix, 106-117	10-20	71.	Mar. 1	At Philadelphia, 110-93	24-47
31.	Dec. 11	Los Angeles, 101-100#	11-20	72.	Mar. 3	At Capital, 93-98	24-48
32.	Dec. 14	Buffalo, 98-102	11-21	73.	Mar. 9	At Phoenix, 100-109	24-49
33.	Dec. 18	At Buffalo, 93-100	11-22	74.	Mar. 10	At Houston, 108-113	24-50
34.	Dec. 19	At Kan. City-Omaha, 92-106	11-23	75.	Mar. 12	Atlanta, 95-84	25-50
35.	Dec. 21	Seattle, 101-96	12-23	76.	Mar. 15	Boston, 104-103	26-50
36.	Dec. 22	At Atlanta, 108-98	13-23	77.	Mar. 16	At Buffalo, 105-114	26-51
37.	Dec. 23	Houston, 99-91	14-23	78.	Mar. 17	Philadelphia 115-99	27-51
38.	Dec. 26	At Milwaukee, 110-123	14-24	79.	Mar. 19	Portland, 107-103	28-51
39.	Dec. 27	Kan. City-Omaha, 100-110	14-25	80.	Mar. 20	At Capital, 91-101	28-52
40.	Dec. 29	At Boston (P), 92-111	14-26	81.	Mar. 24	New York, 114-92	29-52
41.	Dec. 30	Atlanta, 94-99	14-27	82.	Mar. 26	At Chicago, 98-104	29-53

*—Game postponed from Oct. 9 to Feb. 21.

T—Game played at Toronto, Ontario, Canada.

P—Game played at Providence, R.I.

#—Overtime.



Steve Patterson




Austin Carr



Jim Chones




Clarence
(Fots)
Walker



Fred Foster



CAVS IN ACTION



Michael
(Campy)
Russell



Mike Robinson



Jim Clemons



Dick Snyder




nt Davis



John Warren



Bobby Smith



Jim Brewer



Luke Witté

ALL-TIME CAVALIER ROSTER (NOT INCLUDING 1974-75)

Year	GP	Mins.	FGM	FBA	PCT. %	FTM	FTA	PCT. %	Off	Rebounds		Ast.	PF-D	Stl.	Bks.	PTS	Ave.
										Def	Total						
CLIFF ANDERSON																	
70-71	23	171	19	59	32.2	41	60	68.3	—	—	37	16	22-1	—	—	79	3.4
BUTCH BEARD																	
71-72	68	2434	394	849	46.4	260	342	76.0	—	—	276	4.1	456	212-2	—	1048	15.4
LEN CHAPPELL																	
70-71	6	86	15	38	39.5	11	14	78.6	—	—	18	3.0	1	9-0	—	41	6.8
BARRY CLEMENS																	
72-73	72	1119	209	405	51.6	53	68	77.9	—	—	211	2.9	115	136-0	—	471	6.5
73-74	71	913	163	346	47.1	62	73	84.9	42	124	166	2.4	80	136-2	36	388	5.5
Totals	143	2032	372	751	49.5	115	141	81.6	42	124	377	2.6	195	272-2	36	859	6.0
JOE COOKE																	
70-71	73	725	134	341	39.3	48	59	81.4	—	—	114	1.6	93	135-2	—	316	4.3
CHARLIE DAVIS																	
71-72	61	1144	229	569	40.2	142	169	84.0	—	—	92	1.5	123	143-3	—	600	9.8
72-73	6	86	20	41	48.8	4	7	57.1	—	—	5	0.8	10	20-1	—	44	7.3
Totals	67	1230	249	610	40.8	146	176	82.9	—	—	97	1.4	133	163-4	—	644	9.6
JOHNNY EGAN																	
70-71	26	410	40	98	40.8	25	28	89.3	—	—	32	1.2	58	31-0	—	79	3.4
GARY FREEMAN																	
70-71	11	47	7	12	58.3	1	2	50.0	—	—	8	0.7	4	4-0	—	15	1.4
GREG HOWARD																	
71-72	48	426	50	131	38.2	39	51	76.5	—	—	108	2.3	27	50-0	—	139	2.9
JOHN JOHNSON																	
70-71	67	2310	435	1032	42.2	240	298	80.5	—	—	453	6.8	323	251-3	—	1100	16.6
71-72	82	3041	557	1286	43.3	277	353	78.5	—	—	631	7.7	415	268-2	—	1391	17.0
72-73	82	2815	492	1143	43.0	199	271	73.4	—	—	552	6.7	309	246-3	—	1183	14.4
Totals	231	5207	1484	3461	42.9	716	922	77.7	—	—	1636	7.1	1047	765-8	—	3674	15.9
BOB LEWIS																	
70-71	79	1852	179	484	37.0	109	152	71.7	—	—	206	2.6	244	176-1	—	467	5.9
McCOY McLEMORE																	
70-71	58	1839	254	654	38.8	170	220	77.3	—	—	463	7.9	176	169-1	—	678	11.7
LARRY MIKAN																	
70-71	53	536	62	186	33.3	34	55	61.8	—	—	139	2.6	41	56-1	—	158	3.0

All Time Attendance Records

TEAM	GP	ATTEND.	HIGH	DATE	AVERA
New York	11	66,174	11,044	2/4/73	6,016
Los Angeles	8	46,070	11,178	1/5/72	5,759
Milwaukee	8	42,647	7,682	12/29/70	5,331
Atlanta	13	69,150	8,341	3/12/71	5,319
Cincinnati	7	35,509	10,289	3/26/72	5,073
Houston	9	43,276	9,149	11/9/73	4,804
Boston	11	52,313	10,409	2/25/73	4,756
Chicago	8	46,100	8,429	2/2/71	4,513
K.C.-Omaha	4	17,269	6,228	3/16/73	4,317
San Diego	2	8,432	6,144	10/28/70	4,216
Detroit	8	29,945	6,610	3/28/73	3,743
Golden State	8	28,772	9,979	1/25/72	3,597
Baltimore	9	32,321	6,112	3/23/73	3,591
Phoenix	8	32,184	6,889	2/27/72	3,576
Capital	3	10,715	3,735	2/1/74	3,572
Portland	13	45,843	6,442	3/23/71	3,526
Buffalo	15	49,449	4,880	1/31/71	3,297
Philadelphia	10	31,095	4,572	11/28/71	3,109
Seattle	8	24,121	5,029	12/5/71	3,015

Attendance By Season

YEAR	GP	ATTEND.	AVERAGE
1970-71	41	144,252	3,518
1971-72	41	209,498	5,109
1972-73	41	183,415	4,474
1973-74	41	164,520	4,013
Totals	164	701,685	4,279

Largest Crowds

11,178 — Los Angeles Jan. 5, 1972	9,979 — Golden State, Jan. 25, 1972
11,044 — New York, Feb. 4, 1973	9,149 — Houston, Nov. 9, 1973
10,819 — Los Angeles, March 22, 1972	8,877 — New York, Feb. 20, 1972
10,409 — Boston, Feb. 25, 1973	8,829 — New York, March 24, 1974
10,289 — Cincinnati, March 26, 1972	8,429 — Chicago, Feb. 2, 1971

Cavaliers All-Time Overtime Games

	GP	W	L	Pct.
1970-71	0	0	0	.000
1971-72	3	1	2	.333
1972-73	5*	3	2	.600
1973-74	3	3	0	1.000
Total	11	7	4	.636

*Includes double overtime—Jan. 12, 1973 at Pittsburgh, Philadelphia 113, Cleveland 109.
 Last overtime win—January 22, 1974 vs Los Angeles at Los Angeles,
 Cleveland 111, Los Angeles 110.

Last overtime loss—March 29, 1973 vs Detroit at Cleveland, Detroit 131, Cleveland 119.

CLEVELAND CAVALIERS COLLEGE DRAFT

1970

1	John Johnson	Iowa	6	Joe Cooke	Indiana
2	Dave Sorenson	Ohio State	7	Narvis Anderson	Stephen Austin
3	Surry Oliver	Stephen Austin	8	Walt Robertson	Loyola of Chicago
4	Glen Vidnovic	Iowa	9	Tom Lagodich	Kent State
5	Wayne Sokolowski	Ashland	10	Ken Johnson	Indiana

1971

1	Austin Carr	Notre Dame	5	Brian Mahoney	Manhattan
2	Steve Patterson	UCLA	6	Mike Childress	Colorado State
2	Willie Long	New Mexico	7	Tom Bush	Drake
3	Gerald Lockett	Arkansas AM&N	8	Charlie Davis	Wake Forest
3	Jackie Ridgle	California	9	Rich Walker	Bowling Green
4	Cliff Harris	Hardin Simmons	10	Jim Meredith	Washington State

1972

1	Dwight Davis	Houston	6	Tom Parker	Kentucky
2	Steve Hawes	Washington	7	Steve Davidsson	W. Texas State
3	Selection Traded to Phoenix		8	Roger Evans	Kent State
4	Hank Siemiontkowski	Villanova	9	Greg Starrick	So. Illinois
5	Sam Cash	California (Riverside)	10	Kent Martens	Abilene Christian

1973

1	Jim Brewer	Minnesota	5	John Coughran	California
2	Al Hornyak	Ohio State	6	Willie Calvert	Abilene Christian
3	Jim O'Brien	Maryland	7	Larry Farmer	UCLA
3	Ozie Edwards	Oklahoma City	8	John Ritter	Indiana
3	Jim Lister	Sam Houston	9	Les Taylor	Murray State
4	Luke Witte	Ohio State	10	Dean Martin	Baldwin Wallace

1974

1	Michael (Campy) Russell	Michigan	6	Aron Stewart	Richmond
2	Clarence (Foots) Walker	West Georgia	7	Mike Robinson	Michigan State
3	Kevin Restani	San Francisco	8	Kerry Hughes	Wisconsin
4	Jim Foster	Connecticut	9	Jim Buskofsky	Upper Iowa
5	Gary Novak	Notre Dame	10	Jim Kelly	Loras College

NATIONAL BASKETBALL ASSOCIATION 1974 COLLEGE DRAFT

FIRST ROUND Team

	Name	College	Pos.	Hgt.	Wgt.	
1.	Portland	Bill Walton	UCLA	C	6-11	220
2.	Philadelphia	Marvin Barnes	Providence	F-C	6-8	210
3.	Clev. to Seattle	Tom Burlison	NC State	C	7-4	228
4.	Phoenix	John Shumate	Notre Dame	F	6-8	225
5.	Houston	Bob Jones	U. of N.C.	F	6-8	210
6.	K.C. Omaha	Scott Wedman	U. of Colorado	F	6-7	190
7.	Atlanta	Tom Henderson	U. of Hawaii	G	6-2	190
8.	Sea. to Clev.	Michael 'Campy' Russell	Michigan	F	6-8	215
9.	Buffalo	Tom McMillen	U. of Maryland	F-C	6-11	214
10.	N.O. to Atl.	Michael Sojourner	Utah	C	6-7	215
11.	Golden State	Keith Wilkes	UCLA	F	6-6	180
12.	Los Angeles	Brian Winters	S. Carolina	G	6-4	185
13.	Washington	Len Elmore	U. of Maryland	C	6-9	230
14.	N.Y. to Chicago	Maurice Lucas	Marquette	F	6-9	225
15.	Detroit	Al Eberhard	Missouri	F	6-5½	215
16.	Chicago	Cliff Pondexter	Long Beach State	F	6-8	210
17.	Boston	Glen McDonald	Long Beach State	F	6-5	180
18.	Milwaukee	Gary Brokaw	Notre Dame	G	6-3	175

NBA COLLEGE DRAFT (Continued)

Team	Name	College	Pos.	Hgt.	Wgt.
SECOND ROUND					
19. Philadelphia	Don Smith	Dayton	G	6-0	168
20. Portland	Jan van Breda Kolff	Vanderbilt	F	6-7	190
21. Clev. to L.A.	Bill Knight	Pittsburgh	F	6-6½	205
22. Phoe. to L.A. to Wash.	Leonard Robinson	Tenn. State	F	6-7	225
23. Houston	Gus Bailey	Texas El Paso	G	6-4½	185
24. K.C.-Omaha	Len Kosmalski	U. of Tenn.	C	7-0	245
25. Atlanta	John Drew	Gardner Webb	F	6-5	205
26. Seattle	Leonard Gray	Long Beach State	F	6-8	240
27. Buff. to Chicago	Leon Benbow	Jacksonville	C	6-3	180
28. New Orleans	Aaron James	Grambling	F	6-7	210
29. Golden State	Phil Smith	San Francisco	F-G	6-4½	185
30. Washington	Denis DuVal	Syracuse	G	6-2	178
31. L.A. to Phoenix	Fred Saunders	Syracuse	F	6-8	210
32. New York	Jesse Dark	Va. Commonwealth	G	6-4	205
33. Detroit	Eric Money	U. of Arizona	G	6-2	185
34. Chic. to Portland	Phil Lumpkin	Miami of Ohio	G	6-0	170
35. Boston	Kevin Stacom	Providence	G	6-4	180
36. Milw. to Phil. to Port.	Rubin Collins	Md. Eastern Shore	G	6-3	180
THIRD ROUND					
37. Philadelphia	Coniel Norman	Arizona	G	6-5	185
38. Port. to Clev.	Clarence "Foots" Walker	W. Ga.	G	6-0	165
39. Cleveland	Kevin Restani	San Francisco	F-C	6-9½	235
40. Phoenix	George Gervin	E. Michigan	F	6-7	180
41. Houston	Robert Wilson	Iowa State	F	6-6	205
42. K.C.-Omaha to Phi.	Harvey Catchings	H-Simmons	F	6-9½	220
43. Atlanta	Darrell Elston	N. Carolina	C	6-4	205
44. Seattle	Talvin Skinner	Md. East Shore	C	6-5	210
45. Buffalo	Kim Hughes	U. of Wisconsin	F	6-10	210
46. New Orleans	Bruce King	Pan American	F	6-2	165
47. Golden State	Frank Kendrick	Purdue	F	6-6	195
48. Los Angeles	Jim Bradley	No. Illinois	F	6-9	220
49. Wash. to Phoenix	Earl Williams	Winston-Salem	F-C	6-7	230
50. New York	Rudy Jackson	Hutchinson J.C.	C	6-9	205
51. Detroit	Roland Grant	N. Mexico State	C	6-11	210
52. Chicago	Bob Wilson	Wichita State	G	6-2	180
53. Boston	Roscoe Pondexter	Long Beach	F	6-6	210
54. Milwaukee	Greg McDougald	Oral Roberts	F	6-7½	225
FOURTH ROUND					
55. Philadelphia	Butch Taylor	Jacksonville	C	6-10	230
56. Portland	Micky Jackson	Aurora of Ill.	F-C	6-10	210
57. Cleveland	Jim Foster	U. of Conn.	G	6-1	175
58. Phoenix	Randy Allen	Indiana of Pa.	G	6-1	165
59. Houston	Larry Robinson	Texas	F	6-7	195
60. K.C.-Omaha	Lloyd Batts	U. of Cincinnati	F-G	6-4½	180
61. Atlanta	Ed Palubinkas	La. State	G	6-0	180
62. Seattle	William Gordon	Md. Eastern Shore	G	6-3	200
63. Buffalo	Bernard Harris	Va. Commonwealth	F-C	6-10	190
64. New Orleans	Ray Price	U. of Washington	F	6-6	208
65. Golden State	Willie Biles	Tulsa	G	6-3	175
66. Washington	Stan Washington	U. of San Diego	G	6-4	180
67. Los Angeles	Ron de Vries	Illinois State	C	6-11	210
68. New York	Roy Ebron	S.W. Louisiana	G	6-8	240
69. Detroit	Mickey Martin	Pittsburgh	F	6-5	205
70. Chicago	Jim Forbes	Texas El Paso	F	6-8	210
71. Boston	Lerman Battle	Fairmont St.	F-C	6-6	190
72. Milwaukee	Lionel Billingy	Duquesne	C	6-9	210
FIFTH ROUND					
73. Philadelphia	Gary Crowthers	Hardin Simmons	G	6-3	185
74. Portland	Bernard Hardin	New Mexico	F	6-6	210
75. Cleveland	Gary Novak	U. of Notre Dame	F	6-7	190
76. Phoenix	Ralph Bobik	Creighton	F	6-7	195
77. Houston	Owen Wells	Detroit	F	6-7	190
78. K.C.-Omaha	Terry Compton	Vanderbilt	F	6-5	170
79. Atlanta	Tyrone Medley	Utah	F	5-11	175
80. Seattle	Dean Tolson	Arkansas	F	6-8	190
81. Buffalo	Tony Byers	Wake Forest	F	6-2	175
82. New Orleans	Ed Searcy	St. John's U.	F	6-6	210
83. Golden State	Steve Erickson	Oregon	F	6-11	225
84. Los Angeles	Seymour Reed	Bradley	F	6-6	195
85. Washington	Gary Anderson	Wisconsin	G	6-4	190
86. New York	Greg Jackson	Guilford Col.	G	6-0	185
87. Detroit	Joe Newman	Temple	C	6-9	225
88. Chicago	Randy Knowles	Texas A&M	F	6-6	205
89. Boston	Ben Clyde	Florida State	F	6-7	215
90. Milwaukee	John Johnson	Denver	F	6-8	215
SIXTH ROUND					
91. Philadelphia	Mark Westra	U. of So. Calif.	C	6-10	210
92. Portland	Dan Anderson	U. of So. Calif.	G	6-2	180
93. Cleveland	Aron Stewart	U. of Richmond	F	6-4	210
94. Phoenix	Collis Temple	Louisiana State	F	6-7	208
95. Houston	Lawrence Johnson	Prairie View	C	6-10	230
96. K.C.-Omaha	Ron Kennedy	Arizona	C	6-10	258
97. Atlanta	Sammy Hervey	So. Methodist U.	F	6-7	195
98. Seattle	Wardell Jackson	Ohio State	F	6-7	202
99. Buffalo	Gary Link	Missouri	F	6-6	195
100. New Orleans	Lawrence McCray	Fla. State	C	6-11	210

NBA COLLEGE DRAFT (Continued)

Team	Name	College	Pos.	Hgt.	Wgt.
SIXTH ROUND					
101. Golden State	John Errecart	U. of the Pacific	G	6-2	180
102. Washington	Roy McPipe	Eastern Michigan	G	6-3½	188
103. Los Angeles	Billy Morris	St. Lewis	F	6-9	225
104. New York	Terry Mikán	College of St. Thomas	F	6-5	185
105. Detroit	Mike Sylvester	Dayton	F	6-5	218
106. Chicago	Robert Rosier	Col. of St. Thomas	F	7-3	250
107. Boston	Gene Harmon	Creighton	F	6-6	210
108. Milwaukee	Larry Williams	Kansas State	F	6-9	216
SEVENTH ROUND					
109. Philadelphia	Dave Stoczynski	Gannon College	F	6-5	200
110. Portland	Doug Richards	Brigham Young	G	6-3	185
111. Cleveland	Mike Robinson	Michigan State	G	5-11	160
112. Phoenix	Clyde Dickey	Boise State	G	6-3	190
113. Houston	Kevin Fitzgerald	Oklahoma	F-G	6-6	175
114. K.C.-Omaha	Mark Browne	Missouri	F-C	6-10	198
115. Atlanta	Greg Lee	UCLA	G	6-4	195
116. Seattle	Jerry Faulkner	W. Georgia	G	5-11	190
117. Buffalo	Tom Curtis	UCLA	G	6-1	175
118. New Orleans	Joel Copeland	Old Dominion	F	6-6	210
119. Golden State	Brady Allen	U. of California	G	6-3	195
120. Los Angeles	Dennis Vanzant	Azusa Pacific	F	6-8	210
121. Washington	Tom Turner	W. Ga.	F	6-4	180
122. New York	Billy Smith	Mercer College	F	6-6	198
123. Detroit	Sammy High	Tulsa	F	6-8	215
124. Chicago	Geoff Roberts	Missouri West	F	6-9	205
125. Boston	Ron Brown	Penn State	F	6-4	220
126. Milwaukee	Bob Hornstein	West Virginia	F	6-8	215
EIGHTH ROUND					
127. Philadelphia	Jimmy Powell	Middle Tenn.	F	6-5	210
128. Portland	Eldridge Broussard	Pacific U. of Ore.	G	6-2	195
129. Cleveland	Kerry Hughes	Wisconsin	F	6-10	210
130. Phoenix	Tom Holland	Oklahoma	F	6-8	215
131. Houston	Steve Brooks	Arkansas St.	F-C	6-9	220
132. K.C.-Omaha	Richie O'Connor	Fairfield	F-G	6-4	210
133. Atlanta	Bill Butler	Louisville	G	6-2	195
134. Seattle	Leonard Coulter	Morehead St.	F	6-5½	210
135. Buffalo	Glenn Price	St. Bonaventure	F	6-9	200
136. New Orleans	Jay Piccola	Roanoke College	F	6-6	200
137. Golden State	Clarence Allen	U. of Cal. Santa Barbara	F	6-5	200
138. Washington	Steve Platt	Huntington Col. of Ind.	F	6-5	195
139. Los Angeles	Bob Florence	Nevada Las Vegas	F-F-G	6-4½	190
140. New York	Dennis McDermott	St. Francis	F	6-8	215
141. Detroit	Greg Newman	Drexel Col.	G	6-3	180
142. Chicago	Sam McCants	Oral Roberts	G	6-3	175
143. Boston	Richard Wallace	Ga. So.	G	6-4	185
144. Milwaukee	Ralph Palamar	Cameron	F	6-8	220
NINTH ROUND					
145. Philadelphia	Perry Warbington	Ga. Southern	G	6-2	175
146. Portland	Lee Haven	Colorado	F	6-4	195
147. Cleveland	Jim Buskofscky	Upper Iowa	F	6-6	220
148. Phoenix	Ted Evans	Oklahoma	F	6-9	218
149. Houston	Ken Stalling	Mo. of Rolla	G	6-2	185
150. K.C.-Omaha	Jeff Dawson	Illinois	G	6-2	180
151. Atlanta	Lon Kruger	Kansas St.	G	5-11	170
152. Seattle	Bertrand du Pont	Dillard	G	6-1	179
153. Buffalo	John Falconi	Davidson	G	6-5	186
154. New Orleans	Ken Boyd	Boston U.	F	6-4	195
155. Golden State	Carl Meier	U. of Calif.	F	6-8	220
156. Washington	Mark Raterink	Boston College	F	6-6	200
157. New York	Earl Brown	Lafayette	F	6-10	205
158. Detroit	Gary Deitelhoff	Millikin	F	6-6½	210
159. Chicago	Jerry Davenport	Cameron Okla.	G	6-2	177
160. Boston	Al Skinner	U. of Mass.	G	6-3½	191
161. Milwaukee	Mike Deane	St. U. of N.Y. Potsdam	G	6-1½	175
TENTH ROUND					
162. Philadelphia	Larry Witherspoon	Towson State	F	6-5	195
163. Portland	Ron Jones	Oregon State	G	6-4	180
164. Cleveland	Jim Kelly	Loras College	G	6-3	180
165. Phoenix	Mark Wasley	Arizona State	F	6-9	225
166. Houston	Marcus Washington	Marquette	G	6-1	165
167. K.C.-Omaha	Dennis White	Arkansas	F	6-7	200
168. Atlanta	Brendy Lee	Nebraska	F	6-8	225
169. Seattle	Rod Durline	Seattle	G	6-4	175
170. Buffalo	Andy Rimol	Princeton	F	6-10	215
171. New Orleans	Walf McGary	Chattanooga	F	6-7	218
172. Golden State	Marvin Buckley	U. of Nevada (Reno)	F-G	6-4	180
173. Washington	Pete Collins	High Point N.C.	C	6-8	225
174. Los Angeles	Pass				
174. New York	John O'Donnell	No. Carolina	F	6-6	190
175. Detroit	Bill Legin	Vanderbilt	G	6-4½	185
176. Chicago	Rick Hockenon	St. Francis (Pa.)	F	6-5	190
177. Boston	Phil Rogers	Fairfield	F-G	6-5	210
178. Milwaukee	Bruce Featherston	S.W. Texas St.	C	6-11	220

ATLANTA HAWKS

Office: 100 Techwood Drive, NW, Atlanta, Ga. 30303
Telephone: (Area Code 404) 681-2100



President—John W. Wilcox, Jr.
Head Coach and Director of
Player Personnel—Cotton Fitzsimmons
Assistant Coach—Gene Tormohlen
Director of Corporate Sales and Marketing—Lee Walburn
Director of Marketing and Broadcasting—Leo Ornest
Director of Public Relations—Jim Schultz
Voice of the Hawks—Skip Caray
Director of Ticket Services—Bob Farrell
Administrative Aide—Connie Smith
Trainer—Joe O'Toole
Team Physicians—Dr. David F. Apple, Jr.,
and Dr. Charlie Harrison
Home Court—The Omni (16,181)
Team Colors—Red and White
Ticket Prices—\$7.00, \$6.00, \$5.00, \$3.00
Radio—WSB (750) Skip Caray, Phil Shaefer
Television—WTCG (Channel 17) Skip Caray
Starting Times—8:05 (Sundays 2:05; Dec. 19 12:35)

CLEVELAND VS. ATLANTA

PLAYER	GP	MIN	FGM/FGA	PCT	FTM/FTA	PCT	OFF	REBOUNDS		AVG	AST	PF-D	STL	SHTS	PTS	AVG
								DEF	TOT							
Carr	7	268	79/151	.523	26/31	.839	11	13	24	3.4	27	21	15	1	184	26.3
Rule*	1	38	9/12	.750	4/9	.444	4	2	6	5.0	5	2-0	2	0	22	22.0
Smith	7	222	43/106	.406	16/18	.889	12	32	44	6.3	17	23-1	11	1	102	14.6
Wilkins	7	204	30/79	.379	30/35	.857	2	15	17	2.4	50	21-1	17	1	90	12.9
Davis	6	177	22/62	.355	9/13	.692	9	30	39	6.5	17	21-0	7	6	53	8.3
Witte	5	76	15/29	.517	6/7	.857	10	17	27	5.4	5	7-0	0	1	36	7.2
Patterson	7	183	20/62	.323	5/8	.625	23	52	75	10.7	17	17-0	1	6	45	6.4
Clemons	7	150	18/49	.367	8/14	.571	8	14	22	3.1	21	12-0	10	1	44	6.3
Clemens	7	85	16/34	.471	10/14	.714	4	9	13	1.9	6	14-0	1	1	42	6.0
Foster	4	43	8/24	.333	7/9	.778	3	5	8	2.0	2	10-0	1	0	23	5.8
Brewer	7	154	15/36	.417	4/6	.667	11	24	35	5.0	14	20-0	5	1	34	4.9
Warren	7	80	12/24	.500	2/2	1.000	4	9	13	1.9	7	13-0	4	0	26	3.7

ATLANTA VS. CLEVELAND

PLAYER	GP	MIN	FGM/FGA	PCT	FTM/FTA	PCT	OFF	REBOUNDS		AVG	AST	PF-D	STL	SHTS	PTS	AVG
								DEF	TOT							
Maravich	6	215	61/134	.455	43/49	.878	9	24	33	5.5	27	16-0	3	1	165	27.5
Hudson	6	232	68/118	.576	24/30	.800	8	15	23	3.8	21	15-0	6	1	160	26.7
Brown	5	137	27/45	.600	17/22	.773	4	21	25	5.0	11	17-1	1	3	71	14.2
Gilliam	7	245	43/90	.478	7/9	.778	2	24	26	3.7	21	14-0	2	1	93	13.3
Washington	7	244	21/56	.375	20/28	.714	21	56	77	11.0	16	16-0	5	4	62	8.9
Bellamy	5	141	15/42	.357	13/25	.520	13	35	48	9.6	16	15-0	4	4	43	8.6
Jones	7	159	23/41	.561	11/18	.611	8	36	44	6.3	9	21-0	3	5	57	8.1
Bracey	6	91	13/27	.481	4/5	.800	0	6	6	1.0	15	7-0	6	0	30	5.0
Wetzel	6	87	5/14	.357	0/0	.000	0	10	10	1.7	11	11-0	1	1	10	1.7
Ingelsby	3	32	2/7	.286	1/1	1.000	0	4	4	1.3	2	4-0	2	1	5	1.7
Schleuter	6	66	2/12	.167	2/3	.667	5	11	16	2.7	3	8-0	3	2	6	1.0
Tschogl	4	31	1/11	.091	1/2	.500	4	1	5	1.7	0	8-0	2	1	3	1.0

CLEVELAND VS. ATLANTA

	CLEV.			ATL.				CLEV.			ATL.		
	CLEV.	ATL.	ATT.	CLEV.	ATL.	ATT.		CLEV.	ATL.	ATT.	CLEV.	ATL.	ATT.
November 4 at Cleveland	110	115	3,567	January 29 at Cleveland	118	111	4,543						
December 22 at Atlanta	108	98	5,602	February 9 at Atlanta	90	99	5,534						
December 30 at Cleveland	94	99	6,442	March 12 at Cleveland	95	84	4,514						
January 5 at Atlanta	86	99	7,370										

1973-74 Record: Cleveland 3, Atlanta 4; Overall Record, Cleveland 9, Atlanta 15. High Point Games: Austin Carr 39, December 22; Lou Hudson, 40, November 4.

*No longer with team.

BOSTON CELTICS

Office: North Station, Boston, Massachusetts 02114

Telephones: (Area Code 617) 523-6050; Publicity 227-6686; Sales 227-2664

Chairman—Robert J. Schmertz
 President, General Manager—Arnold "Red" Auerbach
 Vice President, Assistant General Manager—Jeffrey W. Cohen
 Vice President—Mary Whelan
 Treasurer—David Pinsker
 Clerk—Phil David Fine, Esq.
 Head Coach—Tom Heinsohn
 Assistant Coach, Chief Scout—John P. Killilea
 Controller—Herbert R. Green
 Publicity Director—J. Howard McHugh
 Promotions Director—Michael J. Cole
 House Counsel, Business Manager—Jan Volk, Esq.
 Ticket Sales—Tod Rosensweig
 Executive Secretary—Mary A. Faherty
 Bookkeeper—Jacqueline Saltoun
 Receptionist—Carolyn Winkle
 Trainer—Frank Challant

Team Physician—Thomas F. Silva, Jr., M.D., F.A.C.S.

Team Dentist—Samuel D. Kane, D.D.S.

Home Court—Boston Garden (15,320);

Providence Civic Center (11,619);

Hartford Civic Center (11,283);

Springfield Civic Center (8,500).

Team Colors—Green and White.

Radio—WBZ (1030 kc) Johnny Most

Television—WBZ-TV (Channel 4)

Ticket Prices—Boston—\$8, \$7, \$6.50, \$5.50, \$4.50, \$3.

Game Times—Boston—Evenings, 7:30; Afternoons 2:00;

Doubleheaders, 6:30.



CLEVELAND VS. BOSTON

PLAYER	GP	MIN	FGM/FGA	PCT	FTM/FTA	PCT	OFF	REBOUNDS			AST	PF-D	STL	BLKD	SHTS	PTS	AVG
								DEF	TOT	AVG							
Carr	6	222	53/126	.421	19/21	.905	12	9	21	3.5	26	12-0	5	0	125	20.8	
Wilkins	6	209	40/95	.421	31/41	.756	4	13	17	2.8	31	12-0	7	0	111	18.5	
Smith	6	168	35/74	.473	9/10	.900	8	14	22	3.7	18	17-0	3	3	79	13.2	
Davis	6	186	28/69	.406	9/14	.643	20	30	50	8.3	17	25-1	4	4	65	10.8	
Patterson	6	135	25/48	.521	3/7	.429	17	23	40	6.7	10	12-1	1	2	53	8.8	
Rule*	3	70	10/30	.333	3/4	.750	10	11	21	7.0	6	6-0	0	1	23	7.7	
Clemons	6	108	13/28	.464	14/14	1.000	3	8	11	1.8	20	9-0	3	0	40	6.7	
Clemens	6	57	13/25	.520	11/14	.786	4	7	11	1.8	4	13-0	2	0	37	6.2	
Brewer	6	133	15/40	.375	5/6	.833	10	20	30	5.0	15	21-1	0	1	35	5.8	
Foster	5	59	9/19	.474	6/8	.750	5	13	18	3.6	5	8-0	1	0	24	4.8	
Warren	4	48	6/16	.375	1/4	.250	0	6	6	1.5	2	7-0	0	1	13	3.3	
Witte	4	45	5/12	.417	2/4	.500	6	8	14	3.5	3	11-0	1	0	12	3.0	

BOSTON VS. CLEVELAND

PLAYER	GP	MIN	FGM/FGA	PCT	FTM/FTA	PCT	OFF	REBOUNDS			AST	PF-D	STL	BLKD	SHTS	PTS	AVG
								DEF	TOT	AVG							
Havlicek	6	224	40/87	.459	38/42	.905	11	25	36	6.0	34	16-1	7	0	118	19.7	
White	6	217	48/90	.533	14/17	.824	7	15	22	4.8	33	17-1	7	0	97	18.3	
Cowens	6	259	39/108	.361	25/30	.833	24	73	97	16.2	32	24-0	9	9	103	17.2	
Nelson	6	129	30/54	.556	21/26	.870	5	17	22	3.7	10	13-0	1	2	81	13.5	
Silas	6	171	24/51	.471	22/29	.759	26	39	65	10.8	16	13-0	8	0	70	11.7	
Cheney	6	152	24/47	.511	14/15	.933	12	11	23	3.8	10	22-1	7	3	62	10.3	
Westphal	6	94	16/34	.471	12/16	.750	3	9	12	2.0	11	19-0	2	2	44	7.3	
Hankinson	2	21	5/18	.278	3/5	.600	4	5	9	4.5	0	3-0	0	0	13	6.5	
Kuberski	6	87	10/32	.313	7/8	.875	8	14	22	3.7	3	18-0	1	0	27	4.5	
Williams	5	53	6/18	.333	8/8	1.000	2	4	6	1.2	9	8-0	2	0	16	3.2	
Downing	2	10	1/6	.167	4/5	.800	2	1	3	1.5	1	4-0	0	0	6	3.0	
Finkel	5	23	4/7	.571	6/7	.857	2	9	11	2.2	0	3-0	0	1	14	2.8	

CLEVELAND VS. BOSTON

	CLEV.			BOST.			ATT.				CLEV.			BOST.			ATT.		
	GP	MIN	PTS	GP	MIN	PTS	GP	MIN	PTS		GP	MIN	PTS	GP	MIN	PTS	GP	MIN	PTS
October 28 at Cleveland	102	99	2,808	December 29 at Providence, R.I.	92	111	6,263												
October 31 at Boston	110	128	3,509	January 30 at Boston	108	120	5,970												
November 25 at Cleveland	101	107	4,941	March 15 at Cleveland	104	103	7,304												

1973-74 Record: Cleveland 2, Boston 4; Overall Record, Cleveland 5, Boston 17. High Point Games: Austin Carr, 31, October 28; John Havlicek, 28, March 15.

*No longer with team.

BUFFALO BRAVES

Buffalo Memorial Auditorium, Buffalo, N.Y. 14202
Telephone: (Area Code 716) 856-3131



Owner & President—Paul Snyder
Vice-President & General Manager—Edward Donovan
Executive Vice President—George J. King
Vice President-Sales & Marketing—George Daddario
Treasurer—Edward Soja
Head Coach—Jack Ramsay
Trainer & Traveling Secretary—Ray Melchiorre
Publicity Director—Michael H. Shaw
Ticket Director—Joe Cataldo
Assistant to the President—John Cecala
Team Physicians—Dr. Stephen Joyce, Dr. John Giardino
Team Dentist—Dr. Joel Hittleman
Office Staff—Betty Ecker, Dorothy Hanavan,
Bridget Oliver, Judy Selby, Norma Switalski, Mary Wren
Home Court—Buffalo Memorial Auditorium (17,300)
Toronto Maple Leaf Garden (17,000)
Auditorium Ticket Office—(716) 854-7400
Team Colors—Columbia Blue and White
Radio—WBEN (930) Van Miller
Television—WBEN-TV (Channel 4) Van Miller
Ticket Prices—\$7.50, \$6.50, \$5.00, \$4.00
Game Times—7:30 Tuesday;
8:00 Friday and Saturday; 8:00 Toronto.

CLEVELAND VS. BUFFALO

PLAYER	GP	MIN	FGM/FGA	PCT	FTM/FTA	PCT	REBOUNDS				PF-D	BLKD		PTS	AVG	
							OFF	DEF	TOT	AVG		AST	STL			SHTS
Carr	6	237	55/138	.399	25/26	.962	8	9	17	2.8	31	10-0	15	4	135	22.5
Wilkins	4	138	28/55	.509	23/27	.852	3	11	14	3.5	23	6-0	5	1	79	19.8
Rule*	2	53	15/28	.536	0/0	.000	2	7	9	4.5	4	9-0	2	0	30	15.0
Davis	6	201	30/78	.385	22/29	.759	12	42	54	9.0	18	20-0	7	4	82	13.7
Smith	6	177	34/71	.479	11/12	.917	6	18	24	4.0	13	19-0	9	3	79	13.2
Warren	5	83	19/29	.655	2/2	1.000	5	4	9	1.8	5	10-0	5	0	40	8.0
Clemons	5	114	17/37	.459	4/6	.667	3	13	16	3.2	18	10-0	5	1	38	7.6
Patterson	5	123	16/38	.421	2/3	.667	8	21	29	5.8	14	12-0	2	4	34	6.8
Foster	5	83	12/32	.375	7/8	.875	6	12	18	3.6	15	8-0	5	0	31	6.2
Brewer	6	111	15/36	.417	3/5	.600	17	12	29	4.8	9	12-0	6	5	33	5.5
Clemens	6	81	14/35	.400	2/2	1.000	1	12	13	2.2	12	14-0	4	0	30	5.0
Warner*	1	9	1/3	.333	0/0	.000	1	3	4	4.0	1	1-0	0	1	2	2.0
Witte	4	30	3/8	.375	0/0	.000	3	3	6	1.5	3	4-0	0	0	6	1.5

BUFFALO VS. CLEVELAND

PLAYER	GP	MIN	FGM/FGA	PCT	FTM/FTA	PCT	REBOUNDS				PF-D	BLKD		PTS	AVG	
							OFF	DEF	TOT	AVG		AST	STL			SHTS
McAdoo	5	206	47/93	.505	31/38	.816	18	57	75	15.0	10	13-1	6	11	125	25.0
McMillian	6	251	49/81	.605	22/27	.815	6	38	44	7.3	27	10-0	11	2	120	20.0
Heard	6	206	43/96	.448	23/27	.852	25	58	83	13.8	14	19-0	6	15	109	18.2
Smith	6	230	47/90	.522	10/13	.769	4	22	26	4.3	34	17-0	15	1	104	17.3
Diggregorio	6	199	42/86	.488	11/14	.786	2	13	15	2.5	40	20-0	2	1	95	15.8
Marin	2	48	10/21	.476	8/11	.727	2	10	12	6.0	1	8-0	0	0	28	14.0
Kauffman	6	120	14/25	.560	7/9	.778	10	20	30	5.0	11	12-0	2	1	35	5.8
Goukas	2	34	4/6	.667	0/0	.000	0	1	1	0.5	3	5-0	1	0	8	4.0
Wohl	4	64	3/9	.333	5/10	.500	0	1	1	0.3	12	4-0	2	0	11	2.8
Ruffner	1	1	1/2	.500	0/0	.000	0	0	0	0.0	0	0-0	0	0	2	2.0
Kunnert	3	30	2/8	.250	1/2	.500	3	11	14	4.7	4	5-0	0	3	5	1.7
Winfield	3	22	2/6	.333	1/4	.250	1	2	3	1.0	1	0-0	1	0	5	1.7
Macaluso	2	2	1/1	1.000	0/0	.000	0	0	0	0.0	0	1-0	0	0	2	1.0
Charles	4	26	1/6	.167	1/2	.500	2	1	3	0.8	6	4-0	1	0	3	0.8
Garvin	1	1	0/0	.000	0/0	.000	0	0	0	0.0	0	0-0	0	0	0	0.0

CLEVELAND VS. BUFFALO

	CLEV.	CUFFALO	ATT.		CLEV.	BUFFALO	ATT.
October 26 at Toronto, Ontario	97	104	7,187	December 18 at Buffalo	93	100	10,224
October 27 at Cleveland	101	111	4,313	February 10 at Cleveland	125	121	2,997
December 14 at Cleveland	98	102	2,593	March 16 at Buffalo	105	114	18,000

1973-74 Record: Cleveland 1, Buffalo 5; Overall Record, 15, Buffalo 15h. High Point Games: Austin Carr, 35, February 10; Jim McMillan, 36, October 26.

*No longer with team.

CHICAGO BULLS

OFFICE: 333 North Michigan Ave., Chicago, Ill., 60601

Telephone: (Area Code 312) 346-0889

President—Philip M. Klutznick

Directors—Albert B. Adelman, Lester Crown,
Edward Ginsberg, Lamar Hunt, H. Jonathan Kovler,
Arnold R. Meyer, George M. Steinbrenner III,
Arthur M. Wirtz

Business Manager—John G. Kerr

Head Coach & Player Personnel Director—Dick Motta

Assistant Coach & Head Scout—Ed Badger

Director of Media Relations—Michael D. McClure

Trainer—Dr. Robert Biel

Team Physician—Dr. David Bachman

Equipment Manager—Wayne Pomtree

Controller & Financial Officer—Irwin Mandel

Chief Statistician—Bob Rosenberg

Secretary—Alicia Fuller

Accountant—Janet Angell

Home Court—Chicago Stadium (Capacity 17,374)

Team Colors—Red, White and Black

Ticket Prices—\$7.50, \$5.50, \$4.00, \$3.00

Games Times—7:30 p.m. and 1:10 p.m. (unless specified)

Radio—WIND (Jim Durham)

Television—WSNS (Channel 44) Andy Musser, Dick Gonski



CLEVELAND VS. CHICAGO

PLAYER	GP	MIN	FGM/FGA	PCT	FTM/FTA	PCT	REBOUNDS			AVG	AST	PF-D	BLKD		PTS	AVG
							OFF	DEF	TOT				STL	SHTS		
Carr	4	149	31/71	.437	15/16	.938	5	9	14	3.5	18	7-0	5	1	77	19.6
Smith	4	122	28/59	.475	5/6	.833	4	16	20	5.0	9	12-0	3	2	61	15.3
Davis	3	95	14/36	.389	14/17	.824	4	17	21	7.0	10	11-0	2	3	42	14.0
Wilkens	2	80	8/16	.500	11/12	.917	1	9	10	5.0	14	7-1	3	1	27	13.5
Patterson	4	119	15/29	.517	9/13	.692	19	28	47	11.8	7	17-1	4	7	39	9.8
Rule*	1	29	3/9	.333	3/3	1.000	3	1	4	4.0	0	4-0	0	2	9	9.0
Warren	4	57	12/24	.500	4/4	1.000	3	11	14	3.5	6	7-0	3	0	28	7.0
Brewer	4	107	11/33	.333	5/5	1.000	15	18	33	8.3	4	17-0	3	3	27	6.7
Clemons	4	100	11/33	.333	3/4	.750	3	10	13	3.3	17	8-0	1	3	25	6.3
Clemens	3	39	8/15	.533	0/0	.000	0	2	2	0.7	2	10-0	2	0	16	5.3
Foster	4	42	4/20	.200	10/11	.900	4	1	5	1.3	4	5-0	2	1	18	4.5
Witte	3	21	2/7	.286	4/7	.571	1	5	6	2.0	2	3-0	0	1	8	2.7

CHICAGO VS. CLEVELAND

PLAYER	GP	MIN	FGM/FGA	PCT	FTM/FTA	PCT	REBOUNDS			AVG	AST	PF-D	BLKD		PTS	AVG
							OFF	DEF	TOT				STL	SHTS		
Walker	4	127	30/60	.500	17/23	.739	9	10	19	4.8	6	8-0	3	1	77	19.3
Love	4	150	23/65	.354	22/26	.846	5	13	18	4.5	7	12-0	4	1	68	17.0
Sloan	4	139	29/43	.674	4/4	1.000	5	13	18	4.5	7	9-0	8	0	62	15.5
Van Lier	4	154	20/55	.364	15/16	.938	10	15	25	6.3	32	15-1	13	0	55	13.8
Porter	4	73	23/47	.489	8/9	.889	5	11	16	4.0	6	9-0	2	3	54	13.5
Boerwinkle	3	56	10/13	.769	12/16	.750	6	18	24	8.0	5	7-0	0	0	32	10.7
Weiss	3	53	4/9	.444	10/13	.769	2	3	5	1.7	11	6-0	4	2	18	6.0
Garrett	2	18	4/10	.400	0/0	.000	0	0	0	0.0	0	4-0	0	0	8	4.0
Awtrey	3	49	5/8	.630	1/4	.250	2	12	14	4.7	6	7-0	1	0	11	3.7
Hummer	2	16	1/4	.250	2/2	1.000	2	2	4	2.0	1	4-0	0	0	4	2.0
Adelman	2	38	0/7	.000	2/5	.400	0	5	5	2.5	5	2-0	1	0	2	1.0

CLEVELAND VS. CHICAGO

	CLEV.	CHIC.	ATT.		CLEV.	CHIC.	ATT.
November 3 at Chicago	94	105	5,733	February 3 at Cleveland	94	108	3,406
December 7 at Cleveland	91	96	2,868	March 26 at Chicago	98	104	5,327

1973-74 Record: Cleveland 0, Chicago 4; Overall Record, Cleveland 1, Chicago 15; Cleveland win was at Cleveland, March 25, 1973, 112-105; High Point Games, Austin Carr, 26, November 3; Chet Walter, 32, November 3. Cavs have lost last five to Chicago.

*No longer with team

DETROIT PISTONS

Office: Suite 3000, Cobo Hall, Detroit, Michigan 48226

Telephone: (Area Code 313) 962-7844

Officers and Advisory Board

Chief Executive-Operations—William M. Davidson
 Chief Executive-Administration—Herbert Tyner
 Legal Counsel—Oscar Feldman
 Advisory Board—David Mondry, Eugene Mondry, Warren J. Coville,
 William M. Wetsman, Bernard Hartman

Administrative Staff

General Manager—Edwin E. Coil
 Coach—Ray Scott
 Assistant Coach—Jim Davis
 Administrative Assistant—Tom Abbott
 Public Relations & Marketing Director—Brian Hitsky
 Trainer—Harold (Bud) Shockro
 Team Physicians—Dr. Benjamin Paolucci, Dr. Russell Wright
 Team Dentist—Dr. Henry Berris
 Bookkeeper—Peggy Ferguson
 Staff Secretary—Kathleen (Kip) Saple
 Statistician—Morris Moorawnick
 Home Court—Cobo Arena (11,055)
 Team Colors—Red, White, Blue
 Game Times—7:35 p.m.,
 except: Nov. 10 at 12:10 p.m., Dec. 8 at 3:10 p.m.,
 Jan. 26 at 2:10 p.m., and Feb. 9 at 2:10 p.m.
 Ticket Prices—\$7, \$6, \$5, \$3.
 Radio—WJR (760)
 Television—WKBD-TV (Channel 50)



CLEVELAND VS. DETROIT

PLAYER	GP	MIN	FGM/FGA	PCT	FTM/FTA	PCT	REBOUNDS			AST	PF-D	BLKD		PTS	AVG	
							OFF	DEF	TOT			STL	SHTS			
Carr	4	155	38/83	.458	14/16	.875	7	11	18	4.5	18	12-1	6	1	90	22.5
Smith	4	131	31/55	.564	6/7	.857	5	13	18	4.5	11	7-0	2	0	68	17.0
Davis	4	151	26/56	.464	13/20	.650	12	30	42	4.2	8	16-0	6	5	65	16.3
Wilkens	4	165	23/63	.365	9/14	.643	7	10	17	4.3	34	5-0	8	0	55	13.8
Patterson	3	70	13/24	.542	1/3	.333	10	16	26	8.7	9	8-0	2	1	27	9.0
Clemons	4	59	13/25	.520	1/2	.500	7	3	10	2.5	5	6-0	1	0	27	6.8
Rule*	2	32	6/12	.500	0/0	.000	3	3	6	2.0	2	7-0	1	1	12	6.0
Witte	2	47	6/15	.400	0/0	.000	3	7	10	5.0	1	9-0	0	2	12	6.0
Clemens	3	53	6/21	.286	0/0	.000	4	6	10	3.3	3	7-0	2	0	12	4.0
Foster	2	18	3/8	.375	2/2	1.000	1	1	2	1.0	1	1-0	0	0	8	4.0
Brewer	4	67	4/15	.267	2/4	.500	9	13	22	5.5	6	9-0	1	1	10	2.5
Warner*	1	12	1/7	.143	0/0	.000	3	2	5	5.0	0	2-0	0	1	2	2.0
Warren	3	25	2/9	.222	0/0	.000	2	3	5	1.7	3	3-0	1	1	4	1.3

DETROIT VS. CLEVELAND

PLAYER	GP	MIN	FGM/FGA	PCT	FTM/FTA	PCT	REBOUNDS			AST	PF-D	BLKD		PTS	AVG	
							OFF	DEF	TOT			STL	SHTS			
Lanier	4	175	39/71	.549	15/22	.682	8	52	60	15.0	28	16-0	2	15	93	23.5
Bing	4	168	32/69	.464	13/15	.867	4	9	13	3.3	31	13-0	1	1	77	19.3
Rowe	4	145	26/47	.553	13/15	.867	8	22	30	7.5	11	10-0	1	1	65	16.3
Adams	4	158	20/49	.408	15/20	.750	12	23	35	8.8	6	18-1	9	0	55	13.8
Lantz	1	27	5/5	1.000	2/2	1.000	1	0	1	1.0	2	3-0	2	0	12	12.0
Trapp	4	82	21/37	.568	4/7	.571	11	7	18	4.5	4	9-0	3	0	46	11.5
Menglet	4	100	11/30	.367	8/9	.889	0	9	9	2.3	7	9-1	4	0	30	7.5
Ford	4	95	6/25	.240	1/2	.500	5	6	11	2.8	15	6-0	2	0	13	3.3
Davis	4	21	3/7	.429	1/2	.500	3	10	13	3.3	1	2-0	1	1	7	1.8
Nash	2	3	1/2	.500	0/0	.000	2	0	2	1.0	0	0-0	0	0	2	1.0
Norwood	2	3	1/1	1.000	0/0	.000	0	0	0	0.0	0	1-0	0	0	2	1.0
Kelso	3	8	1/3	.333	0/0	.000	0	0	0	0.0	0	4-0	0	0	2	0.7

CLEVELAND VS. DETROIT

	CLEV.	DET.	ATT.		CLEV.	DET.	ATT.
October 14 at Cleveland	83	95	2,855	January 11 at Cleveland	96	106	4,208
November 28 at Detroit	96	91	2,601	January 12 at Detroit	117	112	5,644

1973-74 Record, Cleveland 2, Detroit 2; Overall Record, Cleveland 6, Detroit 10; High Point Games, Austin Carr, 27, January 12; Bob Lanier, 32, January 12.

*No longer with team.

≠ Overtime game.

GOLDEN STATE WARRIORS

Office: 566 Golden Gate Avenue, San Francisco, Calif. 94102
 Telephone: (Area Code 415) 776-4600

President—Franklin Mieuli
 General Manager &
 Chief Executive Officer—Richard Vertlieb
 Assistant General Manager
 & Public Relations Director—Hal Childs
 Director Player Personnel—Bob Feerick
 Head Coach—Al Attles
 Ticket Manager—Lou Colla
 Assistant Ticket Manager—Peter Kuperman
 Promotions Director—Dick Micheels
 Community Relations Director—Bruce Hale
 Office Manager—Anita Wood
 Controller—Shirley Figgins
 Director of Broadcasting—Mike Marquardt
 Radio-TV Broadcaster—Bill King
 Production Manager—Louis King
 Trainer—Dick D'Oliva
 Team Physician—Dr. James J. Raggio
 Executive Secretary—Liz Robson
 Home Court—Oakland Coliseum Arena (12,961)
 Team Colors—California Gold, Bay Blue
 Ticket Prices—\$7, \$6, \$5, \$4.
 Game Times—Monday, Tuesday, Thursday, 7:30 p.m.;
 Saturday, 8 p.m.



CLEVELAND VS. GOLDEN STATE

PLAYER	GP	MIN	FGM/FGA	PCT	FTM/FTA	PCT	OFF	REBOUNDS		AVG	AST	PF-D	BLKD		PTS	AVG
								DEF	TOT				STL	SHTS		
Carr	4	129	37/82	.451	9/10	.900	6	2	8	2.0	8	6-0	3	0	83	20.8
Smith	4	132	31/74	.419	6/8	.750	9	13	22	5.5	12	15-0	9	0	68	17.0
Wilkins	4	151	25/65	.385	12/18	.667	8	11	19	4.8	29	5-0	0	3	62	15.5
Davis	4	123	20/47	.426	6/9	.667	6	20	26	6.5	3	18-0	5	3	46	11.5
Patterson	4	111	18/40	.450	1/2	.500	14	20	34	8.5	8	5-0	4	1	37	9.3
Brewer	4	73	15/34	.441	3/4	.750	10	11	21	5.3	6	8-0	2	0	33	8.3
Rule*	1	27	4/8	.500	0/0	.000	3	3	6	6.0	1	4-0	1	0	8	8.0
Warren	4	73	11/26	.423	2/2	1.000	2	7	9	2.3	7	10-0	1	1	24	6.0
Witte	4	48	8/17	.471	6/6	1.000	7	10	17	4.3	0	4-0	1	3	22	5.5
Clemens	2	15	5/11	.455	0/0	.000	3	2	5	2.5	4	2-0	0	0	10	5.0
Clemons	4	57	6/23	.261	2/2	1.000	6	3	9	2.6	10	6-0	1	0	14	3.5
Foster	3	21	1/6	.167	0/0	.000	0	1	1	0.3	2	3-0	1	1	2	0.7

GOLDEN STATE VS. CLEVELAND

PLAYER	GP	MIN	FGM/FGA	PCT	FTM/FTA	PCT	OFF	REBOUNDS		AVG	AST	PF-D	BLKD		PTS	AVG
								DEF	TOT				STL	SHTS		
Barry	4	135	42/82	.512	33/35	.943	4	16	20	5.0	22	16-0	5	2	117	29.3
Mullins	4	144	39/71	.549	8/10	.800	4	14	18	4.5	13	7-0	4	0	86	21.5
Russell	4	115	33/67	.493	13/17	.765	6	6	12	3.0	8	7-0	2	1	79	19.8
Thurmond	3	132	11/34	.324	18/25	.720	16	42	58	19.3	8	8-0	3	10	40	13.3
Beard	4	104	15/31	.484	9/10	.900	9	10	19	4.8	16	11-0	4	0	39	9.8
Barrett	3	57	13/24	.542	3/3	1.000	3	9	12	4.0	5	5-0	0	0	29	9.7
Johnson	3	60	11/19	.579	3/5	.600	12	16	28	9.3	4	4-0	0	7	25	8.3
Johnson	2	39	7/18	.389	0/0	.000	1	4	5	2.5	4	5-0	2	1	14	7.0
Dickey	4	54	5/11	.455	4/6	.667	4	14	18	4.5	5	5-0	0	1	14	3.5
Lee	4	105	4/16	.250	5/6	.833	14	32	46	11.5	2	12-0	1	2	13	3.3
Ellis	3	15	2/6	.333	0/0	.000	1	1	2	0.7	0	0-0	1	0	4	1.3

CLEVELAND VS. GOLDEN STATE

	CLEV.	G.S.	ATT.		CLEV.	G.S.	ATT.
November 13 at Golden State	115	128	2,194	February 19 at Cleveland	98	104	2,946
January 26 at Golden State	93	106	4,687	#February 21 at Cleveland	103	122	1,641

1973-74 Record: Cleveland 0, Golden State 4; Overall Record, Cleveland 2, Golden State 14; High Point Game, Austin Carr, 34; February 19; Rick Barry, 43, November 13. Last Cav win against Golden State was January 16, 1973 at Golden State, 100-98. Cavs have lost last five to Golden State.

* Game originally scheduled for October 9.

* No longer with team

HOUSTON ROCKETS

Office: 3930 Kirby Drive, Houston, Texas 77006

Telephone: (Area Code 713) 526-1111



President and General Manager—Ray Patterson

Head Coach—John Egan

Assistant Coach—Larry Siegfried

Director of Public Relations—Jim Foley

Ticket and Office Manager—Cathy Bartley

Director of Marketing—Gary Loh

Comptroller—Ed Rutledge

Trainer—Dick Vandervoort

Director of Broadcasting—Art Eckman

Publicity Assistant—Harry Barrett

Receptionist—Nellie Armstrong

Team Physician—Dr. Charles Baker

Team Dentist—Dr. Larry Byrd

Home Court—Hofheinz Pavilion (10,218)

Telephone (713) 749-2372

Game Time—8 P.M.

Ticket Prices—\$7.50, \$6.00, \$4.50, \$3.50, \$1.75

Team Colors—Rocket Red and Desert Gold

Radio—KPRC (950), Art Eckman

Television—KHTV-39, Art Eckman

CLEVELAND VS. HOUSTON

PLAYER	GP	MIN	FGM/FGA	PCT	FTM/FTA	PCT	REBOUNDS			AST	PF-D	BLKD		PTS	AVG	
							DEF	TOT	AVG			STL	SHTS			
Carr	8	316	70/164	.427	34/40	.850	11	12	23	2.9	37	20-0	9	0	174	21.8
Smith	8	239	52/116	.448	15/16	.938	12	33	45	5.6	22	32-1	13	6	119	14.9
Wilkens	8	228	44/87	.506	29/39	.744	10	21	31	3.9	44	15-0	9	1	117	14.6
Davis	8	254	32/72	.444	29/40	.725	10	47	57	8.1	17	34-1	8	8	93	11.6
Clemons	8	201	33/63	.524	12/19	.632	8	19	27	3.4	29	13-0	9	0	78	9.8
Patterson	7	204	26/53	.491	12/17	.706	24	37	61	8.7	21	19-0	1	5	64	9.1
Brewer	8	205	21/50	.420	10/19	.526	20	30	50	6.3	12	20-0	8	6	52	6.5
Clemens	7	103	16/30	.533	10/10	1.000	5	12	17	2.4	11	20-1	1	0	42	6.0
Foster	5	50	13/26	.500	4/5	.800	6	3	9	1.8	7	8-0	0	1	30	6.0
Rule*	4	66	6/18	.333	9/13	.693	4	11	15	3.8	5	14-0	0	0	21	5.3
Warner*	1	12	0/0	.000	4/4	1.000	0	1	1	1.0	1	1-0	0	0	4	4.0
Witte	3	18	3/8	.375	4/6	.667	1	2	3	1.0	0	1-0	0	1	10	3.3
Warren	6	24	5/13	.385	2/2	1.000	3	1	4	0.7	2	5-0	2	0	12	2.0

HOUSTON VS. CLEVELAND

PLAYER	GP	MIN	FGM/FGA	PCT	FTM/FTA	PCT	REBOUNDS			AST	PF-D	BLKD		PTS	AVG	
							DEF	TOT	AVG			STL	SHTS			
Tomjanovich	8	324	79/149	.530	48/56	.857	17	49	66	8.3	25	16-0	10	6	206	25.6
Murphy	7	277	61/120	.508	18/21	.857	4	9	13	1.9	63	31-2	8	0	140	20.0
Moore	1	40	7/10	.700	0/0	.000	0	10	10	10.0	2	4-0	1	2	14	14.0
Newlin	8	241	39/86	.453	27/34	.794	8	17	25	3.1	37	28-1	8	0	105	13.1
Marin	6	155	30/59	.508	15/17	.882	5	13	18	3.0	21	24-1	5	0	75	12.5
Smith	8	236	30/66	.455	19/25	.760	33	69	102	12.8	21	28-2	7	11	79	9.9
Meely	6	119	23/56	.411	10/10	1.000	5	18	23	3.8	11	15-0	2	4	56	9.3
Goukas	5	164	18/35	.514	4/7	.571	3	6	9	1.8	11	15-1	1	2	40	8.0
Ratleff	8	143	24/56	.429	10/12	.833	8	24	32	4.0	15	13-1	3	2	58	7.3
Coleman	5	87	14/27	.519	5/11	.455	12	11	23	4.6	5	13-0	0	0	33	6.6
Kunnert	2	29	5/8	.625	0/0	.000	4	5	9	4.5	0	7-0	2	2	10	5.0
Wohl	2	38	4/11	.364	1/1	1.000	0	1	1	0.5	9	6-0	7	0	9	4.5
Johnson	3	32	4/7	.571	4/4	1.000	4	7	11	3.7	2	1-0	1	1	12	4.0
Riley	4	25	4/7	.571	0/0	.000	4	4	8	2.0	2	4-0	2	1	8	2.0
McCraken	1	6	0/0	.000	0/0	.000	0	1	1	1.0	1	2-0	0	1	0	0.0
McKenzie	1	4	0/1	.000	0/0	.000	0	0	0	0.0	0	0-0	0	0	0	0.0

CLEVELAND VS. HOUSTON

	CLEV.	HOUS.	ATT.		CLEV.	HOUS.	ATT.
October 12 at Cleveland	99	106	3,624	December 2 at Cleveland	104	130	2,354
November 9 at Cleveland	111	106	9,149	December 23 at Cleveland	99	91	3,074
November 22 at Houston	104	96	1,762	February 8 at Houston	106	120	4,237
November 23 at Houston	85	83	3,653	March 10 at Houston	108	113	2,054

1973-74 Record: Cleveland 4, Houston 4; Overall Record: Cleveland 10, Houston, 13; High Point Games, Austin Carr, 32, March 12; Rudy Tomjanovich, 39, February 9.

*No longer with team.

KANSAS CITY-OMAHA KINGS

Office: 106 West 12th Street, Kansas City, Missouri 64105
 Telephone: (Area Code 816) 421-2672

Chairman of the Board—Ray Evans
 President and General Manager—Joe Axelson
 Executive Vice President, Managing Partner—H. Paul Rosenberg
 Secretary, Treasurer, and General Counsel—Robert J. Margolin
 Assistant General Manager and Promotions—Larry Staverman
 Head Coach—Phil Johnson
 Assistant Coach and Scout—Dan Sparks
 Business Manager—Elise Childers
 Public Relations Director—Bruce Sloan
 Sales Manager—Tom Hall
 Trainer—Bill Jones
 Broadcaster—Tom Hopkins
 Secretaries—Judy Martasin, Donna Norris
 Administrative Consultant—Marvin Litman
 Team Physician—Dr. Howard J. Ellfeldt
 Ticket Department—Jim Moore
 Home Court—Kemper Memorial Arena (16,659)
 Omaha Civic Auditorium (9,144)
 Team Colors—Red, White and Blue
 Ticket Prices—\$8, \$7, \$6, \$5, \$3 in Kansas City
 \$7, \$6, \$5, \$4, \$3 in Omaha
 Radio—Kansas City: KMBZ (980 kc) (82 games)
 Omaha: KLNG (1490 kc) (82 games)
 Television—Kansas City: KBMA (channel 41) 20 games
 Omaha: KETC (Channel 7) 12 games



CLEVELAND VS. KANSAS CITY-OMAHA

PLAYER	GP	MIN	FGM/FGA	PCT	FTM/FTA	PCT	OFF	REBOUNDS		AVG	AST	PF-D	BLKD		PTS	AVG
								DEF	TOT				STL	SHTS		
Carr	4	158	44/94	.468	15/17	.882	6	5	11	2.8	14	9-0	1	1	103	25.8
Wilkins	3	103	22/50	.440	7/10	.700	6	4	10	3.3	19	8-0	5	1	51	17.0
Smith	4	140	21/53	.396	8/9	.889	11	22	33	8.3	15	10-0	4	2	50	12.5
Davis	4	124	17/44	.386	7/10	.700	9	33	42	10.5	7	14-0	1	3	41	10.3
Brewer	4	110	14/33	.424	7/12	.583	13	17	30	7.5	14	11-0	1	4	35	8.8
Clemons	4	87	14/31	.452	2/4	.500	3	5	8	2.0	6	9-0	3	0	30	7.5
Witte	2	35	6/10	.600	3/4	.750	6	8	14	7.0	3	4-0	1	2	15	7.5
Clemens	4	48	10/19	.526	3/4	.750	1	8	9	2.3	1	4-0	2	0	23	5.8
Patterson	4	69	10/26	.385	1/4	.250	12	10	22	5.5	8	6-0	1	0	21	5.3
Warren	4	43	6/15	.400	2/3	.667	5	5	10	2.5	3	8-0	0	0	14	3.5
Foster	3	34	5/16	.313	0/1	.000	1	2	3	1.0	5	4-0	1	0	10	3.3
Rule*	1	9	0/2	.000	0/0	.000	0	0	0	0.0	2	2-0	0	0	0	0.0

KANSAS CITY-OMAHA VS. CLEVELAND

PLAYER	GP	MIN	FGM/FGA	PCT	FTM/FTA	PCT	OFF	REBOUNDS		AVG	AST	PF-D	BLKD		PTS	AVG
								DEF	TOT				STL	SHTS		
Walker	4	165	38/67	.567	19/20	.950	2	15	17	4.3	19	9-0	5	0	95	23.8
Williams	4	123	36/67	.537	11/13	.846	5	15	20	5.0	9	16-1	8	2	83	20.8
Kojis	3	93	17/35	.486	13/16	.813	5	14	19	6.3	9	4-0	4	1	47	15.7
Lacey	4	163	23/46	.500	7/9	.778	15	45	60	15.0	17	13-0	9	10	53	13.3
Block	4	120	18/36	.500	12/14	.857	5	19	24	6.0	6	9-0	4	2	48	12.0
Archibald	3	97	10/34	.294	12/13	.923	2	3	5	1.7	26	5-0	2	0	32	10.7
Komives	2	50	6/12	.500	6/6	1.000	1	1	2	1.0	8	5-0	2	0	18	9.0
Behagen	4	75	11/23	.478	7/11	.636	5	10	15	3.8	5	15-1	1	0	29	7.3
Durrett	1	20	2/6	.333	1/2	.500	1	3	4	4.0	0	3-0	0	0	5	5.0
D'Antoni	1	8	2/2	1.000	0/0	.000	0	0	0	0.0	0	0-0	0	0	4	4.0
McNeil	3	23	3/5	.600	5/6	.833	2	4	6	2.0	2	2-0	1	0	11	3.7
Moore	3	23	2/5	.400	1/3	.333	0	5	5	1.7	2	2-0	1	0	5	1.7

CLEVELAND VS. KANSAS CITY-OMAHA

	CLEV. K.C.-Omaha	ATT.		CLEV. K.C.-Omaha	ATT.
November 11 at Cleveland	93	103	2,802	100	110
December 19 at Omaha	92	106	6,047	108	111
December 27 at Cleveland					5,417
January 19 at Kansas City					5,538

1973-74 Record: Cleveland 0, Kansas City-Omaha 4; Overall Record: Cleveland 5, Kansas City-Omaha 17 (includes 3-11 Record when K.C. Omaha was in Cincinnati); High Point Games, Austin Carr, 31, January 19; Jimmy Walker, 27, November 11. Last Cav win March 16, 1973 at Cleveland 114-99.

*No longer with team

LOS ANGELES LAKERS

Office: The Forum, 3900 West Manchester Blvd. or
 P.O. Box 10 Inglewood, Calif 90306
 Telephone: (Area Code 213) 674-6000

Chairman of the Board and President—Jack Kent Cooke

Vice-President-Treasurer—James Lacher

General Manager—Pete Newell

Assistant General Manager—Chick Hearn

Coach—Bill Sharman

Assistant Coach—John Barnhill

Chief Scout—Larry Creger

Public Relations and Publicity—Dick White

Ticket Manager—Jim Ryan

Forum General Manager—Jim Appell

Promotions Director—Jim Harkins

Controller—Bob Goin

Director of Sales—Mike Marks

Director of Operations—Gerry MacLellan

Club Physician—Dr. Robert K. Kerlan

Club Dentist—Dr. Larry Paben

Club Ophthalmologist—Dr. Charles Arenberg

Home Court—The Forum (17,505)

Ticket Prices—\$8.75, \$7.25 \$5.75, \$5.00

Team Colors—Forum Blue and Gold

Radio, Television Broadcasters—Chick Hearn, Lynn Shackelford.

Radio Station—KFI (640)

Television Station—KTLA (Channel 5)

Games Times—Weekdays, 8:00 p.m., Sundays, 7:00 p.m.



CLEVELAND VS. LOS ANGELES

PLAYER	GP	MIN	FGM/FGA	PCT	FTM/FTA	PCT	REBOUNDS			AVG	AST	PF-D	STL	BLKD SHTS	PTS	AVG
							OFF	DEF	TOT							
Carr	4	154	36/83	.434	13/15	.867	12	5	17	4.3	10	15-0	6	1	85	21.3
Wilkens	3	108	26/54	.481	8/10	.800	5	9	14	4.7	32	11-0	8	2	60	20.0
Smith	4	156	36/77	.468	5/8	.625	8	17	25	6.3	12	11-0	3	0	77	19.3
Brewer	4	137	18/45	.400	5/6	.833	22	35	57	14.3	10	13-0	7	3	41	10.3
Clemons	4	87	16/31	.516	6/10	.600	4	9	13	3.3	11	10-1	4	2	38	9.5
Witte	2	46	8/17	.471	1/3	.333	7	8	15	7.5	6	6-0	0	0	17	8.5
Warren	3	55	8/20	.400	5/5	1.000	6	5	11	3.7	4	10-0	1	0	21	7.0
Davis	3	86	7/33	.212	6/8	.750	6	14	20	6.7	6	17-2	1	2	20	6.7
Patterson	4	88	9/26	.346	5/7	.714	5	26	31	7.8	6	11-1	5	5	23	5.8
Rule*	2	32	4/12	.333	3/4	.750	3	0	3	1.5	5	2-0	2	1	11	5.5
Foster	3	26	8/18	.444	0/0	.000	0	0	0	0.0	5	0-0	1	0	16	5.3
Clemens	4	35	9/18	.500	0/0	.000	3	2	5	1.3	2	6-0	5	0	18	4.5

LOS ANGELES VS. CLEVELAND

PLAYER	GP	MIN	FGM/FGA	PCT	FTM/FTA	PCT	REBOUNDS			AVG	AST	PF-D	STL	BLKD SHTS	PTS	AVG
							OFF	DEF	TOT							
Goodrich	4	155	31/90	.344	24/27	.889	3	3	6	1.5	15	14-0	6	1	86	21.5
West	3	89	21/50	.420	19/23	.826	2	7	9	3.0	12	10-0	4	1	61	20.3
Hawkins	4	156	25/50	.500	8/11	.727	12	18	30	7.5	17	8-0	2	5	58	14.5
Smith	3	145	17/43	.395	7/17	.412	10	34	44	14.7	10	14-0	4	27	41	13.7
Hairston	4	151	17/38	.447	20/28	.714	29	45	74	18.5	13	13-0	2	0	54	13.5
Price	4	130	21/45	.467	9/10	.900	5	15	20	5.0	19	8-0	4	1	51	12.8
Love	2	30	5/10	.500	6/6	1.000	3	5	8	4.0	1	3-0	0	11	16	8.0
Bridges	2	47	6/16	.375	0/1	.000	12	9	21	10.5	2	7-0	1	2	12	6.0
Riley	3	51	6/20	.300	3/4	.750	2	6	8	2.7	11	5-0	4	0	15	5.0
Hawthorne	2	9	4/5	.800	0/0	.000	0	2	2	1.0	0	0-0	1	0	8	4.0
Washington	2	30	2/14	.143	2/2	1.000	4	6	10	5.0	0	3-0	2	0	6	3.0
Counts	2	17	0/8	.000	0/0	.000	7	3	10	5.0	1	2-0	0	1	0	0.0

CLEVELAND VS. LOS ANGELES

	CLEV.	LA	ATT.		CLEV.	LA	ATT.
November 6 at Cleveland	115	96	3,124	December 11 at Cleveland	#101	100	3,341
November 18 at Los Angeles	100	102	13,205	January 22 at Los Angeles	#111	110	13,856

1973-74 Record: Cleveland 3, Los Angeles 1; Overall Record, Cleveland 5, Los Angeles, 11; High Point Games; Austin Carr, 24, November 18 and Lenny Wilkens, 24, January 22; Jerry West, 32, December 11.

* Overtime Games

* No longer with team

MILWAUKEE BUCKS

Office: 901 North Fourth Street, Milwaukee, Wis. 53203

Telephone: (Area Code 414) 272-6030

Chairman of the Board—Wesley D. Pavalon
 President—William Alverson
 Vice President—Mitchell Fromstein
 Vice President—Wayne Embry
 Secretary—Gerald J. Kahn
 Treasurer—Gilbert Palay
 Vice President-General Manager—Wayne Embry
 Head Coach—Larry Costello
 Assistant Coach—Jack McKinney
 Administrative Assists—Ron Blomberg, Larry Reed
 Public Relations Director—John Steinmiller
 Ticket Manager—Bea Westfahl
 Controller—Chuck Reupert
 Trainer—Bill Bates, R.P.T.
 Broadcaster—Eddie Doucette
 Medical Advisors—George Korkos, M.D.,
 Thomas Flately, M.D., Conrad Heinzelmann, M.D.
 Team Dentists—Dr. Paul Copoulos DDS,
 Dr. Robert Teik DDS
 Office Personnel—Ruth Rewolinski,
 Jacki Martin, Jean Schuler
 Home Court—Milwaukee Arena (Capacity 10,938)
 Team Colors—Forest Green, Red, White
 Game Times—8:00 p.m., 2:10 p.m.
 Television—WISN-TV 12
 Radio—WEMP-1250
 Ticket Prices—\$8, \$6, \$3.50



MILWAUKEE VS. CLEVELAND

PLAYER	GP	MIN	FGM/FGA	PCT	FTM/FTA	PCT	OFF	REBOUNDS			AST	PF-D	STL	BLKD	PTS	AVG
								DEF	TOT	AVG						
Abdul-Jabbar	4	176	57/100	.570	25/37	.676	18	44	62	15.5	28	10-0	8	11	139	34.8
Dandridge	3	135	37/65	.569	9/9	1.000	6	16	22	7.3	13	15-0	8	0	83	27.7
Robertson	3	102	15/35	.429	15/21	.714	3	11	14	4.7	22	5-0	6	0	45	15.0
Allen	4	144	22/51	.431	8/11	.727	5	14	19	4.8	32	14-0	10	1	52	13.0
Perry	4	138	20/42	.476	4/5	.800	15	36	51	12.8	8	14-0	4	6	44	11.0
Davis	2	34	7/13	.538	1/2	.500	3	0	3	1.5	4	1-0	0	0	15	7.5
McGlockin	4	103	11/35	.314	6/8	.750	1	8	9	2.3	11	6-0	5	0	28	7.0
Warner	2	22	3/4	.750	4/4	1.000	2	5	7	3.5	4	4-0	1	0	10	5.0
Williams	4	53	8/17	.471	0/0	.000	0	0	0	0.0	9	6-0	1	0	16	4.0
Terry	1	4	2/2	1.000	0/0	.000	0	1	1	1.0	0	0-0	0	0	4	4.0
Driscoll	4	36	4/6	.667	0/0	.000	4	7	11	2.8	5	8-0	1	0	8	2.0
Cunningham	1	11	0/0	.000	0/2	.000	0	3	3	3.0	0	0-0	0	0	0	0.0
Lee	2	2	0/1	.000	0/0	.000	0	0	0	0.0	1	1-0	0	0	0	0.0

CLEVELAND VS. MILWAUKEE

PLAYER	GP	MIN	FGM/FGA	PCT	FTM/FTA	PCT	OFF	REBOUNDS			AST	PF-D	STL	BLKD	PTS	AVG
								DEF	TOT	AVG						
Carr	4	147	33/74	.446	15/22	.682	7	8	15	3.8	12	6-0	4	1	81	20.3
Smith	4	128	24/55	.436	8/12	.667	5	14	19	4.8	8	13-1	2	2	56	14.0
Wilkens	4	98	17/34	.500	11/14	.786	1	5	6	1.5	22	4-0	2	0	45	11.3
Patterson	3	63	15/31	.484	2/2	1.000	4	11	15	5.0	6	11-0	2	2	32	10.7
Davis	3	107	15/39	.385	1/3	.333	11	23	34	11.3	9	8-0	3	2	31	10.3
Clemens	4	52	13/30	.433	6/8	.750	2	6	8	2.0	5	8-0	0	0	32	8.0
Brewer	4	92	14/29	.483	3/4	.750	11	22	33	8.3	13	4-0	2	0	31	7.8
Clemons	4	98	12/30	.400	3/6	.500	2	9	11	2.8	10	6-0	6	2	27	6.8
Rule*	2	56	5/17	.294	2/2	1.000	7	7	14	7.0	7	7-0	2	0	12	6.0
Foster	3	36	5/14	.357	4/4	1.000	3	2	5	1.7	3	2-0	2	0	14	4.7
Warren	4	42	6/17	.353	2/2	1.000	1	2	3	0.8	5	6-0	3	0	14	3.5
Witte	3	28	2/6	.333	6/9	.667	1	9	10	3.3	3	2-0	0	2	10	3.3
Warner*	1	13	0/3	.000	0/0	.000	1	5	6	6.0	2	2-0	0	0	0	0.0

CLEVELAND VS. MILWAUKEE

	CLEV.	MIL.	ATT.		CLEV.	MIL.	ATT.
October 20 at Milwaukee	88	101	8,837	December 26 at Milwaukee	110	123	9,986
November 2 at Cleveland	100	118	5,361	February 5 at Cleveland	87	102	5,241

1973-74 Record: Cleveland 0, Milwaukee 4; Overall Record: Cleveland 1, Milwaukee 15.
 High Point Games: Austin Carr, 29, December 26; Kareem Abdul-Jabbar, 38, December 26.
 Last Cav win over Milwaukee January 30, 1973 at Cleveland 112-98. Cavs have lost last five starts.

*No longer with team.

NEW ORLEANS JAZZ

1500 Canal Street, New Orleans, La. 70140

Telephone: (Area Code 504) 586-9053



President—Fred Rosenfeld
 Executive Vice-President & Treasurer—Jerrod F. Rabin
 Vice-President of Basketball Operations—Bill Bertka
 Vice-President of Business Operations—Barry Mendelson
 Assistant to the President—Pat Screen
 Head Coach—Scotty Robertson
 Trainer & Traveling Secretary—Don Sparks
 Public Relations Director—Bud Johnson
 General Counsel—Sheldon D. Beychok
 Director of Broadcasting—Rod Hundley
 Ticket Manager—Pat Speer
 Team Physician—Dr. Charles Brown
 Orthopedic Consultant—Dr. Kenneth Saer
 Team Dentist—Dr. Don Landry
 Bookkeeper—Mary Matherne
 Secretaries—Carla Boudreaux,
 Susan Bulliard, Gayle Farrar
 Home Courts—Municipal Auditorium (7,853)
 Louisiana Superdome (18,886)
 Team Colors—Purple, Gold and Green
 Ticket Prices—\$7.00, \$5.50, \$3.50
 Radio—Station WGSO (82 Games)
 Television—WDSU-TV (Channel 6)
 Game Times—7:35 p.m.
 Managing Partners Committee—Sam Battistone,
 Sheldon D. Beychok, Andrew Martin, Fred Miller,
 Jerrod F. Rabin, Fred Rosenfeld

NEW ORLEANS JAZZ EXPANSION DRAFT SELECTIONS

Player	Former Club	Pos.	HGT	Age	Exp.
Dennis Awrey	Chicago	C	6-10	26	4
Jim Barnett, G.	Golden State	G	6-4	30	8
Walt Bellamy	Atlanta	C	6-11	35	13
John Block	Kansas City-Omaha	F	6-10	30	8
Barry Clemens	Cleveland	F	6-7	31	9
E. C. Coleman	Houston	F	6-8	24	1
LaMar Green	Phoenix	F	6-8	27	5
Nate Hawthorne	Los Angeles	G	6-2	24	1
Ollie Johnson	Portland	F	6-6	25	2
*Bob Kauffman	Buffalo	F	6-8	28	6
Toby Kimball	Philadelphia	C-F	6-8	32	8
Steve Kuberski	Boston	F	6-8	27	5
Stu Lantz	Detroit	G	6-3	28	6
*Dean Meminger	New York	G	6-1	26	3
Louie Nelson	Washington	G	6-3	23	1
Curtis Perry	Milwaukee	F	6-7	26	4
Bud Stallworth	Seattle	F	6-5	24	2

*Traded by New Orleans to Atlanta in the Pete Maravich transaction.

NEW YORK KNICKERBOCKERS

Office: Madison Square Garden Center, 4 Pennsylvania Plaza
New York, N.Y. 10001 Telephone: (Area Code 212) 594-6600

Honorary Chairman—Edward S. Irish

President—Michael Burke

Vice President, General Manager & Coach—William Holzman

Assistant General Manager &

Director of Public Relations—Frank Blauschild

Business Manager &

Director of Publicity—James A. Wergeles

Chief Scout and Assistant Coach—Richard McGuire

Assistant Coach—Dick Barnett

Trainer—Dan Whelan

Team Physicians—Dr. James A. Nicholas,

Dr. Jeffrey Minkoff

Home Court—Madison Square Garden (19,694)

Team Colors—Blue, Orange and White

Ticket Prices—\$10.50, \$9.00, \$7.50, \$5.00

Radio—WNEW (1130 kc) Marv Albert and John Andariese

Television—WOR-TV (Channel 9) Bob Wolff and Cal Ramsey

Games Times—Weekdays, 7:30 p.m.; Saturday afternoons, 1:30 p.m.;

Saturday evenings, 8:00 p.m.;

Sunday afternoons, 1:10 p.m.



CLEVELAND VS. NEW YORK

PLAYER	GP	MIN	FGM/FGA	PCT	FTM/FTA	PCT	REBOUNDS				AST	PF-D	BLKD		PTS	AVG
							OFF	DEF	TOT	AVG			STL	SHTS		
Carr	6	223	54/110	.491	17/21	.809	9	17	26	4.3	12	14-0	4	1	125	20.8
Wilkins	6	205	38/73	.521	29/32	.906	6	22	28	4.7	40	19-0	3	1	105	17.5
Smith	6	196	36/82	.439	9/11	.818	2	18	20	3.3	12	12-0	2	2	81	13.5
Davis	6	177	33/59	.559	10/19	.526	8	30	38	6.3	13	22-0	3	2	76	12.7
Clemons	6	123	24/43	.558	10/16	.625	4	20	24	4.0	9	12-0	3	2	58	9.7
Rule*	3	59	8/25	.320	6/7	.857	1	7	8	2.7	10	7-0	0	1	22	7.3
Brewer	6	137	13/40	.325	4/8	.500	12	26	38	6.3	5	10-0	1	3	30	5.0
Patterson	5	118	10/31	.323	0/1	.000	9	23	32	6.4	4	12-0	8	5	20	5.0
Warren	4	41	8/13	.615	4/4	1.000	2	3	5	1.3	1	6-0	2	0	20	5.0
Clemens	5	78	12/23	.522	0/0	.000	3	11	14	2.8	9	7-0	3	1	24	4.8
Foster	4	28	8/14	.571	3/3	1.000	1	4	5	1.3	2	2-0	2	0	19	4.8
Witte	4	55	5/21	.238	0/0	.000	6	8	14	3.5	2	6-0	0	0	10	2.5

NEW YORK VS. CLEVELAND

PLAYER	GP	MIN	FGM/FGA	PCT	FTM/FTA	PCT	REBOUNDS				AST	PF-D	BLKD		PTS	AVG
							OFF	DEF	TOT	AVG			STL	SHTS		
DeBusschere	5	180	43/89	.483	13/19	.684	8	41	49	9.8	23	18-0	2	3	99	19.8
Frazier	5	203	39/83	.469	19/20	.950	7	29	36	7.2	31	16-0	16	1	97	19.4
Monroe	3	94	20/44	.455	7/9	.778	1	5	6	2.0	12	8-0	4	1	47	15.7
Jackson	6	172	38/63	.603	15/20	.750	10	29	39	6.5	13	12-0	1	4	91	15.2
Bradley	6	200	37/73	.507	13/14	.929	5	16	21	3.5	19	18-0	1	0	87	14.5
Reed	2	60	7/19	.368	8/10	.800	2	15	17	8.5	3	4-0	1	3	22	11.0
Gianelli	3	51	11/16	.688	3/5	.600	3	5	8	2.7	3	5-0	0	2	25	8.3
Lucas	6	141	19/43	.442	4/5	.800	8	21	29	4.8	16	7-0	4	3	42	7.0
Meminger	6	167	14/33	.424	13/16	.813	14	13	27	4.5	16	15-0	5	1	41	6.8
Bibby	5	78	15/34	.411	2/5	.400	3	9	12	2.4	7	13-0	8	2	32	6.4
Wingo	4	32	5/10	.500	6/7	.857	4	4	8	2.0	3	4-0	1	0	16	4.0
Garrett	2	22	4/7	.571	0/0	.000	0	2	2	1.0	1	2-0	0	0	8	4.0
Barnett	1	12	2/5	.400	0/0	.000	0	1	1	1.0	2	1-0	0	0	4	4.0
Riker	2	4	2/5	.400	0/3	.000	0	0	0	0.0	0	1-0	0	0	4	2.0
Davis	5	24	3/13	.231	2/2	1.000	4	5	9	1.8	2	5-0	0	1	8	1.6

CLEVELAND VS. NEW YORK

	CLEV.	N.Y.	ATT.		CLEV.	N.Y.	ATT.
October 19 at Cleveland	90	92	5,102	February 2 at New York	87	103	19,694
November 10 at New York	90	100	18,999	February 22 at Cleveland	110	117	7,781
December 1 at New York	99	119	18,922	March 24 at Cleveland	114	92	8,829

1973-74 Record: Cleveland 1, New York 5; Overall Record: Cleveland 2, New York 20; High Point Games, Austin Carr, 32, February 22; Phil Jackson, 30, December 1.

*No longer with team

PHILADELPHIA 76ERS

Office: The Spectrum, Philadelphia, Pa. 19148

Telephone: (Area Code 215) 463-1776



President—Irving S. Kosloff
 General Manager—Pat Williams
 Coach—Gene Shue
 Director of Player Personnel and
 Assistant Coach—Jack McMahon
 Publicity Director—Harvey Pollack
 Director of Promotions & Group Sales—Pete Schneider
 Administrative Assistant—Andy Dolich
 Controller—Charles Blumberg
 Director of Communications—Bill Campbell
 Chief Scout—Jocko Collins
 Trainer—Al Domenico
 Team Physician—Dr. Stanley Lorber
 Consulting Orthopedist—Dr. Joseph Torg
 Consulting Dentist—Dr. David Link
 Equipment Manager—Mark Cohen
 Office Personnel—Joan Kadlec, Nancy McConnell
 Home Court—The Spectrum (Capacity 17,156)
 Team Colors—Red, White and Blue
 Radio—WCAU (1210) Announcer Bill Campbell
 Television—WTAF-TV (Channel 29) Announcer Bill Campbell
 Game Times—Evenings, 8:05 p.m.; Afternoons, 1:35 p.m.
 Ticket Prices—\$6.00, \$5.00, \$4.00, \$3.00

CLEVELAND VS. PHILADELPHIA

PLAYER	GP	MIN	FGM/FGA	PCT	FTM/FTA	PCT	REBOUNDS					BLKD				
							OFF	DEF	TOT	AVG	AST	PF-D	STL	SHTS	PTS	AVG
Carr	6	236	62/138	.449	29/31	.935	14	15	29	4.8	20	12-0	4	0	153	25.5
Wilkins	5	185	36/73	.493	28/32	.875	3	17	20	4.0	42	9-0	4	1	100	20.0
Davis	6	181	32/65	.492	17/24	.708	22	33	55	9.2	12	14-0	4	12	81	13.5
Smith	6	194	36/79	.456	6/10	.600	12	19	31	5.2	11	21-1	8	3	78	13.0
Witte	5	92	18/40	.450	2/2	1.000	9	26	35	7.0	4	11-0	1	3	38	7.6
Clemens	5	86	14/24	.583	4/4	1.000	2	19	21	4.2	6	13-1	7	0	32	6.4
Foster	6	77	15/34	.441	2/4	.500	6	9	15	2.5	4	12-0	0	1	32	5.3
Patterson	6	126	10/31	.323	10/17	.588	13	34	47	7.8	16	12-0	4	4	30	5.0
Clemons	6	112	9/31	.290	9/13	.692	6	12	18	3.0	13	13-0	3	1	27	4.5
Warren	4	42	8/15	.533	0/0	.000	1	10	11	2.8	3	3-0	0	2	16	4.0
Brewer	6	108	7/28	.250	7/11	.636	11	23	34	5.7	3	11-0	0	2	21	3.5
Rule*	1	1	0/0	.000	0/0	.000	0	0	0	0.0	0	0-0	0	0	0	0.0

PHILADELPHIA VS. CLEVELAND

PLAYER	GP	MIN	FGM/FGA	PCT	FTM/FTA	PCT	REBOUNDS					BLKD				
							OFF	DEF	TOT	AVG	AST	PF-D	STL	SHTS	PTS	AVG
Van Arsdale	6	242	49/119	.411	26/29	.897	10	25	35	5.8	14	18-0	4	0	124	20.7
Carter	6	246	48/115	.417	13/23	.565	6	24	30	5.0	33	20-0	6	2	109	18.2
Mix	6	201	27/64	.422	17/22	.773	17	38	55	9.2	15	20-0	14	5	71	11.8
Jones	6	151	28/53	.523	13/16	.813	4	10	14	2.3	13	10-0	11	0	69	11.5
Boyd	5	99	22/48	.458	10/11	.909	1	3	4	0.8	9	8-0	2	1	54	10.8
Ellis	6	178	16/39	.410	13/14	.929	15	37	52	8.7	18	15-0	2	4	45	7.5
Collins	2	36	7/17	.412	0/0	.000	0	4	4	2.0	3	4-0	0	0	14	7.0
Bristow	4	61	10/26	.385	3/6	.500	7	15	22	5.5	6	4-0	2	0	23	5.8
Kimball	6	142	11/30	.367	5/9	.556	9	37	46	7.7	5	21-0	4	0	27	4.5
Cannon	2	27	3/10	.300	2/2	1.000	3	4	7	3.5	2	5-0	0	0	8	4.0
May	5	46	3/16	.188	9/10	.900	1	7	8	1.6	3	11-0	0	1	15	3.0
Freeman	2	11	1/1	1.000	0/0	.000	0	0	0	0.0	1	0-0	0	0	2	1.0

CLEVELAND VS. PHILADELPHIA

	CLEV.	PHIL.	ATT.		CLEV.	PHIL.	ATT.
November 30 at Cleveland	112	110	2,566	January 13 at Cleveland	96	94	3,477
December 5 at Philadelphia	89	75	4,230	March 1 at Philadelphia	110	93	3,852
January 9 at Philadelphia	86	90	2,545	March 17 at Cleveland	115	99	2,891

1973-74 Record: Cleveland 5, Philadelphia 1; Overall Record: Cleveland 14, Philadelphia 8;
 High Point Games, Austin Carr, 34, November 30th; Tom VanArsdale, 29, November 30.

*No longer with team.

PHOENIX SUNS

Office: 2303 N. Central, Phoenix, Ariz. 85004

Telephone: (Area Code 602) 258-5753

President—Richard L. Bloch
 Vice President—Donald Diamond
 Vice President—Marvin Meyer
 Secretary-Treasurer—Donald Pitt
 Assistant Secretary—Lawrence Kartiganer
 General Manager—Jerry Colangelo
 Coach—John MacLeod
 Assistant Coach—Dennis Price
 Head Scout—Jerry Krause
 Sales Promotion Manager—Ted Podleski
 Assistant Sales Promotion Manager—Harvey Shank
 Director of Public Relations—Tom Ambrose
 Business Manager—Robert Machen
 Accountant—Kel Hansen
 Trainer—Joe Proski
 Team Physician—Dr. Paul Steingard
 Secretaries—Ruth Dryjanski, Connie Stewart
 Home Court—Veterans Memorial Coliseum (12,834)
 Colors—Purple, Orange and Copper
 Ticket Prices—\$7.00, \$6.00, \$5.00, \$3.00
 Radio Play-by-Play—Al McCoy
 Television Play-by-Play—Ray Scott
 Television Color—Walt Brown
 Radio—KXIV 1400 AM, and KHEP 101.5 FM
 Television—KPHO (Channel 5)
 Game Times—Weekdays & Saturday, 7:30 p.m.,
 Sundays, 7:00 p.m.



CLEVELAND VS. PHOENIX

PLAYER	GP	MIN	FGM/FGA	PCT	FTM/FTA	PCT	REBOUNDS			AVG	AST	PF-D	STL	SHTS	PTS	AVG
							OFF	DEF	TOT							
Carr	3	122	25/64	.391	4/4	1.000	2	6	8	2.7	14	8-0	4	1	54	18.0
Davis	4	147	24/42	.571	20/23	.869	13	24	37	9.3	11	14-0	1	4	68	17.0
Smith	4	136	29/70	.414	7/8	.875	7	15	22	5.5	12	11-0	4	2	65	16.3
Wilkins	3	100	21/43	.488	4/6	.667	5	8	13	4.3	26	8-0	4	0	46	15.3
Clemens	3	38	12/19	.632	4/4	1.000	2	9	11	3.7	1	6-0	1	0	28	9.3
Patterson	3	79	13/28	.464	1/2	.500	10	11	21	7.0	7	9-0	2	3	27	9.0
Clemons	4	89	15/31	.484	5/5	1.000	1	10	11	2.8	16	7-0	2	0	35	8.8
Warren	4	77	15/37	.405	1/2	.500	3	7	10	2.5	8	14-0	4	0	31	7.8
Brewer	4	98	12/29	.414	5/6	.833	12	16	28	7.0	10	11-0	2	0	29	7.3
Witte	4	65	9/22	.409	9/10	.900	10	11	21	5.3	4	8-0	0	4	27	6.8
Foster	1	9	0/4	.000	0/0	.000	0	1	1	1.0	2	1-0	0	1	0	0.0

PHOENIX VS. CLEVELAND

PLAYER	GP	MIN	FGM/FGA	PCT	FTM/FTA	PCT	REBOUNDS			AVG	AST	PF-D	STL	SHTS	PTS	AVG
							OFF	DEF	TOT							
Scott	2	83	22/42	.524	12/15	.800	2	5	7	3.5	7	7-0	2	0	56	28.0
Van Arsdale	3	121	23/41	.561	18/21	.857	1	9	10	3.3	20	6-0	3	0	64	21.3
Walk	4	135	35/72	.486	9/12	.750	14	36	50	12.5	19	16-0	0	1	79	19.8
Erickson	3	108	17/34	.500	15/17	.882	7	13	20	6.7	16	12-0	2	0	49	16.3
Calhoun	4	148	24/45	.533	13/14	.929	9	17	26	6.5	16	13-0	4	3	61	15.3
Melchionni	2	81	13/29	.448	3/3	1.000	2	5	7	3.5	4	0-0	2	1	29	14.5
Chamberlain	2	49	10/17	.588	7/8	.875	1	7	8	4.0	3	5-0	2	0	27	13.5
Haskins	4	97	15/43	.349	10/13	.769	3	7	10	2.5	8	5-0	2	1	40	10.0
Bantom	2	36	4/10	.400	3/4	.750	2	4	6	3.0	5	6-0	1	0	11	5.5
Green	3	47	6/16	.375	1/2	.500	6	15	21	7.0	1	5-0	1	1	13	4.3
Christian	4	55	1/8	.125	2/4	.500	2	14	16	4.0	5	14-1	1	2	4	1.0

CLEVELAND VS. PHOENIX

	CLEV.	PHOENIX	ATT.		CLEV.	PHOENIX	ATT.
December 9 at Cleveland	106	117	3,042	February 24 at Cleveland	101	97	3,288
January 23 at Phoenix	103	110	5,017	March 9 at Phoenix	100	109	6,153

1973-74 Record: Cleveland 1, Phoenix 3; Overall Record: Cleveland 2, Phoenix 14; High Point Games: Austin Carr, 26, December 9; Charlie Scott, 31, December 9.

PORTLAND TRAIL BLAZERS

Office: Suite 380 Lloyd Building, 700 N.E. Multnomah Street,
Portland, Oregon 97232 Telephone: (Area Code 503) 234-9291



President—Herman Sarkowsky
Executive Vice President—Harry Glickman
Treasurer—Lawrence Weinberg
Secretary—Moe Tonkon
Assistant Secretary—Irwin L. Treiger
Assistant Secretary & Treasurer—Morris J. Galen
Administrative Assistant—Berlyn Hodges
Vice President—Stuart K. Inman
Coach—Lenny Wilkens
Assistant Coach—Tom Meschery
Trainer—Ron Culp
Business Manager—George Rickles
Publicity Director—John White
Director of Promotions—Wally Scales
Team Physician—Dr. Frank B. Smith
Team Dentist—Dr. Larry Mudrick
Secretary—Ms. Sandy Sedillo
Ticket Sales—Ms. Mary Conchuratt
Bookkeeper—Ms. Gail Miller
Colors—Scarlet, Black, White
Home Court—Memorial Coliseum (11,781)
Ticket Prices—\$7.50, \$6.00, \$5.00, \$3.00
Radio—KOIN (970) Bill Schonely
Television—KPTV (Channel 12) Jimmy Jones
Game Times—Monday-Saturday, 8:00 p.m.,
Holidays & Sunday, 1:30 p.m. or 7:00 p.m.,
Doubleheaders, 6:30 p.m.

CLEVELAND VS. PORTLAND

PLAYER	GP	MIN	FGM/FGA			FTM/FTA			REBOUNDS			BLKD			PTS	AVG
			PCT	FTM/FTA	PCT	OFF	DEF	TOT	AST	PF-D	STL	SHTS				
Smith	4	138	32/63	.508	14/19	.737	10	20	30	7.5	7	8-0	4	1	78	19.5
Wilkens	4	144	25/51	.490	23/27	.852	5	14	19	4.8	28	8-0	8	0	73	18.3
Carr	4	152	27/65	.415	8/15	.533	8	8	16	4.0	17	13-0	3	0	62	15.5
Rule*	1	45	5/11	.455	4/4	1.000	2	6	8	8.0	0	3-0	1	2	14	14.0
Davis	4	111	24/47	.511	6/7	.857	7	20	27	6.8	10	16-0	7	6	54	13.5
Patterson	4	105	22/39	.564	6/8	.750	22	22	44	11.0	8	11-0	6	6	50	12.5
Foster	2	28	5/9	.556	2/2	1.000	1	1	2	1.0	0	3-0	0	0	12	6.0
Brewer	4	79	8/26	.308	6/9	.667	6	15	21	5.3	5	6-0	2	0	22	5.5
Clemons	4	68	10/19	.526	1/2	.500	0	7	7	1.8	12	7-0	3	0	21	5.3
Witte	3	39	4/13	.308	1/2	.500	3	8	11	3.7	2	7-0	3	1	9	3.0
Clemens	3	28	1/11	.091	2/2	1.000	4	4	8	2.7	4	4-0	1	0	4	1.3
Warren	3	20	2/7	.286	0/0	.000	0	3	3	1.0	1	3-0	0	0	4	1.3
Warner*	1	3	0/0	.000	0/0	.000	0	1	1	1.0	0	1-0	0	0	0	0.0

PORTLAND VS. CLEVELAND

PLAYER	GP	MIN	FGM/FGA			FTM/FTA			REBOUNDS			BLKD			PTS	AVG
			PCT	FTM/FTA	PCT	OFF	DEF	TOT	AST	PF-D	STL	SHTS				
Wicks	4	163	38/82	.463	22/32	.688	7	31	38	9.5	16	11-0	6	7	98	24.5
Petrie	3	100	27/61	.443	8/9	.889	0	5	5	1.7	10	11-0	3	1	62	20.7
Roberson	3	101	15/34	.441	10/14	.714	11	23	34	11.3	3	7-0	5	5	40	13.3
Layton	1	21	6/12	.500	0/3	.000	2	0	2	2.0	2	3-0	1	0	12	12.0
J. Johnson	3	79	14/31	.452	6/11	.545	6	15	21	7.0	14	9-0	1	3	34	11.3
Steele	4	133	15/35	.429	5/5	1.000	6	8	14	3.5	17	21-3	11	2	35	8.8
Verga	1	21	2/7	.286	4/5	.800	1	1	2	2.0	1	1-0	1	0	8	8.0
Fryer	4	98	13/25	.520	4/4	1.000	1	6	7	1.8	23	10-0	2	0	30	7.5
Neal	4	61	10/21	.476	5/8	.625	8	16	24	6.0	1	7-0	1	0	25	6.3
Davis	1	12	2/4	.500	0/0	.000	0	1	1	1.0	1	0-0	0	0	4	4.0
D. Johnson	4	81	6/16	.375	3/4	.750	2	8	10	2.5	4	12-1	3	1	15	3.8
Smith	3	61	5/15	.333	1/2	.500	9	11	20	6.7	7	10-0	2	0	11	3.7
Martin	3	28	4/10	.400	2/3	.667	2	7	9	3.0	0	5-0	0	1	10	3.3
Sibley	1	1	0/0	.000	0/0	.000	0	0	0	0.0	0	1-0	0	0	0	0.0

CLEVELAND VS. PORTLAND

	CLEV.	PORT.	ATT.		CLEV.	PORT.	ATT.
October 23 at Cleveland	103	96	2,437	February 16 at Portland	106	101	5,583
January 25 at Portland	87	84	8,484	March 19 at Cleveland	107	103	3,379

1973-74 Record: Cleveland 4, Portland 0: Overall Record: Cleveland 11, Portland, 15; High Point Games: Lenny Wilkens, 30, October 23; Geoff Petrie, 30, October 23. Cavs have won last four from Portland: Last Portland win, at Portland, March 2, 1973—106-92.

*No longer with team.

SEATTLE SUPERSONICS

Offices: 221 W. Harrison Street, Seattle, Washington 98119
 TELEPHONE: (Area Code (206) 281-3450



President—Samuel Schulman
 Executive Vice President—Zollie M. Volchok
 Vice President—Walter Schoenfeld
 Treasurer—Anthony Tucker
 Secretary—Mel Monheimer
 General Manager & Coach—William F. Russell
 Assistant General Manager—Robert M. Walsh
 Assistant Coach—Bob Hopkins
 Director of Public Relations & Advertising—Dave Watkins
 Trainer—Frank Furtado
 Ticket Manager—Sheila Clemans
 Secretaries—Anita Dias, Sarah Furtado,
 Janice Taylor, Louise Welle
 Bookkeepers—Carmen Dino, Doreen Bowchop
 Team Physician—Dr. Martin Kushner
 Orthopedic Consultant—Dr. David Karges
 Team Dentist—Dr. Jack Nichols
 Team Optometrist—Dr. George Winston
 Home Court—Seattle Center Coliseum (14,100)
 Colors—Green and Gold
 Radio—KOMO (1000), Bob Blackburn
 Television—KSTW (Channel 11), Bob Blackburn
 Game Times—8:00 p.m. Sundays 3 p.m. & 7 p.m.

CLEVELAND VS. SEATTLE

PLAYER	GP	MIN	FGM/FGA	PCT	FTM/FTA	PCT	REBOUNDS			AVG	AST	PF-D	BLKD		PTS	AVG
							OFF	DEF	TOT				STL	SHTS		
Carr	4	152	36/79	.456	16/21	.762	6	3	9	2.3	23	8-0	1	1	88	22.0
Wilkens	4	131	28/51	.549	13/19	.684	6	13	19	4.8	37	14-0	4	1	69	17.3
Smith	4	112	28/60	.467	8/9	.889	8	10	18	4.5	7	14-0	3	1	64	16.0
Davis	4	133	15/42	.357	16/19	.842	10	35	45	11.3	16	17-1	0	4	46	11.5
Patterson	4	111	14/32	.438	6/11	.545	7	23	30	7.5	6	16-0	1	2	34	8.5
Foster	3	32	7/18	.389	6/6	1.000	2	4	6	2.0	3	5-0	0	0	20	6.7
Clemons	4	73	9/18	.500	7/9	.778	2	14	16	4.0	10	8-0	1	2	25	6.6
Brewer	4	99	9/27	.333	3/4	.750	9	11	20	5.0	11	8-0	4	5	21	5.6
Clemens	4	56	8/21	.381	5/5	1.000	3	8	11	2.8	5	3-0	2	0	21	5.3
Warren	4	28	8/13	.615	3/3	1.000	2	4	6	1.5	2	5-0	0	1	19	4.8
Rule*	2	23	1/8	.125*	0/0	.000	1	2	3	1.5	0	4-0	1	1	2	1.0
Witte	3	10	1/1	1.000	0/0	.000	0	1	1	0.3	0	0-0	0	0	2	0.7

SEATTLE VS. CLEVELAND

PLAYER	GP	MIN	FGM/FGA	PCT	FTM/FTA	PCT	REBOUNDS			AVG	AST	PF-D	BLKD		PTS	AVG
							OFF	DEF	TOT				STL	SHTS		
Haywood	4	169	41/98	.418	27/29	.931	27	31	58	14.5	15	8-0	1	9	109	27.3
Snyder	3	110	26/51	.509	10/12	.833	1	10	11	3.7	14	15-1	3	0	62	20.7
Brisker	2	68	12/32	.375	11/12	.917	5	8	13	6.5	5	6-0	0	1	35	17.5
Brown	4	126	23/50	.460	7/8	.875	3	21	24	6.0	26	13-0	5	1	53	13.3
Abdul-Rahman	3	48	13/21	.619	7/9	.778	2	1	3	1.0	15	8-0	2	0	33	11.0
Gibbs	4	68	15/33	.455	8/8	1.000	6	4	10	2.5	3	13-0	0	2	38	9.5
Hummer	1	34	4/8	.500	0/1	.000	0	11	11	11.0	4	3-0	0	1	8	8.0
Fox	4	94	10/20	.500	11/14	.786	8	14	22	5.5	12	8-0	1	0	31	7.8
Stallworth	4	85	14/38	.368	1/4	.250	3	14	17	4.3	2	8-0	1	1	29	7.3
McIntosh	4	99	10/26	.385	3/4	.750	6	8	14	3.5	3	7-0	1	0	23	5.8
Williams	2	27	5/6	.833	1/2	.500	2	0	2	1.0	6	2-0	1	0	11	5.5
Watts	2	32	2/7	.286	1/2	.500	1	4	5	2.5	7	3-0	4	0	5	2.5

CLEVELAND VS. SEATTLE

	CLEV.	SEA.	ATT.		CLEV.	SEA.	ATT.
November 16 at Seattle	93	117	11,770	December 21 at Cleveland	101	96	2,173
November 27 at Cleveland	120	118	3,357	February 17 at Seattle	97	106	14,078

1973-74 Record: Cleveland 2, Seattle 2; Overall Record: Cleveland 5, Seattle 11; High Point Games: Bobby Smith, 34, November 27; Dick Snyder, 35, December 21.

*No longer with team.

WASHINGTON BULLETS

Capital Centre, Landover, Md. 20786
Telephone: (Area Code 301) 350-3400

President—Abe Pollin
Secretary and Legal Counsel—David M. Osnos
Executive Vice President—Jerry Sachs
General Manager—Bob Ferry
Coach—K. C. Jones
Assistant Coach—Bernie Bickerstaff
Trainer—Bill Ford
Director of Press Relations—Marc Splaver
Director of Sales and Promotions—Chip Reed
Director of Community Relations—Hyman Perlo
Director of Scouting—Tom Rollefson
Team Physicians—Dr. Stanford Lavine, Dr. Herbert Singer
Podiatrist—Dr. Paul Taylor
Dentist—Dr. Richard Sterling
Secretaries—Bonnie Jones, Rosemary Ebert
Home Court—Capital Centre (19,035)
Colors—Red, White and Blue
Ticket Prices—\$7.00, \$5.00, \$3.00
Television (26 Games)—WTOP-TV (Channel 9)
Radio (All Games)—WWDC (1260 AM, 101.1 FM)
Tony Roberts, Johnny Holliday
Game Times—Monday through Saturday, 8:05 p.m.
Sunday: 1:10, 1:35 or 2:10 p.m.



CLEVELAND VS. CAPITAL

PLAYER	GP	MIN	FGM/FGA	PCT	FTM/FTA	PCT	REBOUNDS				AST	PF-D	BLKD		PTS	AVG
							OFF	DEF	TOT	AVG			STL	SHTS		
Carr	7	280	68/160	.425	20/20	1.000	15	18	33	4.7	18	16-0	7	1	156	22.3
Wilkins	7	234	51/105	.486	21/25	.840	8	15	23	3.3	51	13-0	10	4	123	17.6
Davis	6	224	37/71	.521	12/19	.632	14	42	56	9.3	12	24-1	6	2	86	14.3
Smith	7	221	40/85	.471	6/6	1.000	15	27	42	6.0	12	17-0	8	2	86	12.3
Patterson	7	206	26/61	.426	5/7	.714	26	39	65	9.3	17	15-0	4	6	57	8.1
Brewer	7	152	19/47	.404	8/14	.571	19	24	43	6.1	12	11-0	2	1	46	6.6
Clemons	7	116	16/43	.372	6/7	.857	3	11	14	2.0	20	16-0	6	3	38	5.4
Foster	5	63	9/26	.346	1/1	1.000	5	6	11	2.2	3	7-0	5	1	19	3.8
Witte	6	73	10/17	.588	2/2	1.000	7	16	23	3.8	3	8-0	1	2	22	3.7
Clemens	5	59	6/10	.600	5/6	.833	1	7	8	1.6	5	5-0	3	0	17	3.4
Warren	6	52	4/13	.308	5/6	.833	3	6	9	1.5	3	7-0	1	0	13	2.2

CAPITAL VS. CLEVELAND

PLAYER	GP	MIN	FGM/FGA	PCT	FTM/FTA	PCT	REBOUNDS				AST	PF-D	BLKD		PTS	AVG
							OFF	DEF	TOT	AVG			STL	SHTS		
Hayes	6	283	62/126	.492	36/44	.818	28	69	97	16.2	15	16-0	9	13	160	26.7
Chenier	5	203	53/116	.457	10/11	.909	7	18	25	5.0	12	6-0	13	5	116	23.2
Porter	7	240	53/96	.552	15/22	.682	12	9	21	3.0	50	13-1	9	1	121	17.3
Riordan	7	282	45/111	.405	16/19	.842	7	15	22	3.1	25	17-0	14	1	106	15.1
Clark	4	136	25/50	.500	5/7	.714	1	5	6	1.5	20	10-0	6	0	55	13.8
Wesley	2	40	9/13	.692	2/3	.667	6	6	12	6.0	7	7-0	1	1	20	10.0
Unself	5	163	18/31	.581	6/11	.545	17	29	46	9.2	19	13-0	8	2	42	8.4
Weatherspoon	6	126	15/41	.366	10/13	.769	11	41	52	8.7	6	18-0	8	4	40	6.7
Nelson	5	82	9/18	.500	4/6	.667	1	6	7	1.4	9	6-0	4	0	22	4.4
Kozelko	5	80	7/10	.700	1/3	.333	7	10	17	3.4	2	7-1	0	0	15	3.0
Leaks	3	29	3/13	.231	0/0	.000	0	5	5	1.7	1	2-0	0	2	6	2.0
Stallworth	3	16	3/3	1.000	0/0	.000	2	3	5	1.7	0	1-0	0	0	6	2.0

CLEVELAND VS. CAPITAL

	CLEV.	CAP.	ATT.		CLEV.	CAP.	ATT.
January 4 at Cleveland	91	94	3,481	February 23 at Capital	104	101	9,247
January 17 at Capital	86	101	8,217	March 3 at Capital	93	98	5,072
February 1 at Cleveland	99	107	3,735	March 20 at Capital	91	101	7,943
February 12 at Cleveland	99	107	3,549				

1973-74 Record: Cleveland 1, Capital 6; Overall Record, Cleveland 6, Capital 18. High Point Games: Austin Carr, 28, February 1 and February 23; Phil Chanier, 38, February 1.

*No longer with team



NBA OFFICE DIRECTORY

National Basketball Association

Two Pennsylvania Plaza
Suite 2010
New York, New York 10001
212/594-3000

Commissioner..... Walter Kennedy
Vice President—Administration Simon P. Gourdine
Vice President—Operations Ross S. Taber
Vice President—Marketing Frederick M. Campbell
Consultant Eddie Gottlieb
Director of Public Relations Nick Curran
Director of Security..... John W. Joyce
Supervisor of Officials..... John P. Nucatola
Chief of Staff of Officials Mendy Rudolph
Staff: Constance Maroselli, Gail Torres
Carol Harmon, Regina McDonald, Cathy Kelly,
Gemma Haynes, Judy Buividas, Linda Shenners

1974-75 NBA REFEREES

John P. Nucatola—Supervisor of Officials
Mendy Rudolph—Chief of Staff of Officials

NUMBER	OFFICIAL	NUMBER	OFFICIAL
5	Mendy Rudolph	18	Jerry Loeber
6	Don Murphy	19	Jim Capers
7	Joseph Gushue	20	William Jones
8	Manny Sokol	22	Paul Mihalak
9	Jimmy Clark	23	William Oakes
10	Darell Garretson	24	William Saar
11	Jake O'Donnell	25	Hubert Evans
12	Earl Strom	26	Richie Powers
14	Mark Schlafman	28	Tommy Nunez
15	Bob Rakel	29	Mark Mano
16	Ken Falkner	30	Lee Jones
17	Len Wirtz		

1973-74 HONORS

NBA All Star Team

First Team

John Havlicek, Boston
Rick Barry, Golden State
Kareem Abdul-Jabbar, Milwaukee
Walt Frazier, New York
Gail Goodrich, Los Angeles

Second Team

Elvin Hayes, Washington
Spencer Haywood, Seattle
Bob McAdoo, Buffalo
Dave Bing, Detroit
Norm Van Lier, Chicago

NBA All Defensive Team

Dave DeBusschere, New York
John Havlicek, Boston
Kareem Abdul-Jabbar, Milwaukee
Norm Van Lier, Chicago
Jerry Sloan, Chicago
Walt Frazier, New York

Elvin Hayes, Capital
Bob Love, Chicago
Nate Thurmond, Golden State
Don Chaney, Boston
Dick VanArsdale, Phoenix
Jim Price, Los Angeles

NBA Rookie Team

Ernie DiGregorio, Buffalo
Ron Behagen, K.C.-Omaha
Mike Bantom, Phoenix
John Brown, Atlanta
Nick Weatherspoon, Capital

Dwight Jones, Atlanta
Bernie Fryer, Portland
JIM BREWER, CLEVELAND
Don Watts, Seattle
Derrek Dickey, Golden State
Mike D'Antonio, K.C.-Omaha
E. C. Coleman, Houston

Coach of the Year

Ray Scott, Detroit

Outstanding NBA Players and Rookies of the Year

Year	Outstanding Player	Rookie of Year
1952-53—	Don Meineke, Fort Worth
1953-54—	Ray Felix, Baltimore
1954-55—	Bob Pettit, Milwaukee
1955-56—	Bob Pettit, St. Louis	Maurice Stokes, Rochester
1956-57—	Bob Cousy, Boston	Tom Heinsohn, Boston
1957-58—	Bill Russell, Boston	W. Sauldsberry, Philadelphia
1958-59—	Bob Pettit, St. Louis	Elgin Baylor, Minneapolis
1959-60—	Wilt Chamberlain, Philadelphia	Wilt Chamberlain, Philadelphia
1960-61—	Bill Russell, Boston	O. Robertson, Cincinnati
1961-62—	Bill Russell, Boston	Walt Bellamy, Chicago
1962-63—	Bill Russell, Boston	T. Dischinger, Chicago
1963-64—	Wilt Chamberlain, San Francisco	Jerry Lucas, Cincinnati
1964-65—	Bill Russell, Boston	Willis Reed, New York
1965-66—	Wilt Chamberlain, Philadelphia	Rick Barry, San Francisco
1966-67—	Wilt Chamberlain, Philadelphia	Dave Bing, Detroit
1967-68—	Wilt Chamberlain, Philadelphia	Earl Monroe, Baltimore
1968-69—	Wes Unseld, Baltimore	Wes Unseld, Baltimore
1969-70—	Willis Reed, New York	Lew Alcindor, Milwaukee
1970-71—	Lew Alcindor, Milwaukee	Dave Cowens, Boston
1971-72—	Kareem Abdul Jabbar, Milwaukee	Geoff Petrie, Portland
1973-73—	Dave Cowens, Boston	Sidney Wicks, Portland
1973-74—	Kareem Abdul Jabbar, Milwaukee	Bob McAdoo, Buffalo
		Ernie DiGregorio, Buffalo

NBA CHAMPIONS THROUGH THE YEARS

YEAR	REGULAR SEASON	PLAYOFFS	LEADING SCORERS	POINTS	AVERAGE
	East	West			
1946-47	Washington	Chicago	Philadelphia over Chicago 4-1	Joe Fuiks - Phila.	23.2
1947-48	Philadelphia	St. Louis	Baltimore over Philadelphia 4-2	Max Zaslofsky - Chicago	21.0
1948-49	Washington	Rochester	Minneapolis over Washington 4-2	George Mikan - Minn.	28.3
1949-50	Syracuse	Indianapolis	Minneapolis over Syracuse 4-2	George Mikan - Minn.	27.4
	(Central:				
	Minneapolis)				
1950-51	Philadelphia	Minneapolis	Rochester over New York 4-3	George Mikan - Minn.	28.4
1951-52	Syracuse	Rochester	Minneapolis over New York 4-3	Paul Arizin - Phila.	25.4
1952-53	New York	Minneapolis	Minneapolis over New York 4-1	Neil Johnston - Phila.	22.3
1953-54	New York	Minneapolis	Minneapolis over Syracuse 4-3	Neil Johnston - Phila.	24.4
1954-55	Syracuse	Fort Wayne	Syracuse over Fort Wayne 4-3	Neil Johnston - Phila.	22.7
1955-56	Philadelphia	Fort Wayne	Philadelphia over Fort Wayne 4-1	Bob Pettit - St. Louis	1849
1956-57	Boston	St. Louis	Boston over St. Louis 4-3	Paul Arizin - Phila.	1817
1957-58	Boston	St. Louis	St. Louis over Boston 4-2	George Yardley - Fort Wayne	2001
1958-59	Boston	St. Louis	Boston over Minneapolis 4-0	Bob Pettit - St. Louis	2105
1959-60	Boston	St. Louis	Boston over St. Louis 4-3	Wilt Chamberlain - Phila.	2707
1960-61	Boston	St. Louis	Boston over St. Louis 4-1	Wilt Chamberlain - Phila.	3033
1961-62	Boston	Los Angeles	Boston over Los Angeles 4-3	Wilt Chamberlain - Phila.	4029
1962-63	Boston	Los Angeles	Boston over Los Angeles 4-2	Wilt Chamberlain - San Fran.	44.8
1963-64	Boston	San Francisco	Boston over San Francisco 4-1	Wilt Chamberlain - San Fran.	36.9
1964-65	Boston	Los Angeles	Boston over Los Angeles 4-1	Wilt Chamberlain - SF-Phila.	2534
1965-66	Philadelphia	Los Angeles	Boston over Los Angeles 4-3	Wilt Chamberlain - Phila.	2649
1966-67	Philadelphia	San Francisco	Philadelphia over San Francisco 4-2	Rick Barry - San Francisco	2775
1967-68	Philadelphia	St. Louis	Boston over Los Angeles 4-2	Dave Bing - Detroit	2142
1968-69	Baltimore	Los Angeles	Boston over Los Angeles 4-3	Elvin Hayes - San Diego	2327
1969-70	New York	Atlanta	New York over Los Angeles 4-3	Jerry West - Los Angeles	2309
1970-71	Baltimore	Milwaukee	Milwaukee over Baltimore 4-0	Low Alcindor - Milwaukee	2596
1971-72	New York	Los Angeles	Los Angeles over New York 4-1	Kareem Abdul Jabbar	2822
1972-73	Boston	Los Angeles	New York over Los Angeles 4-1	Nate Archibald - K.C.-Omaha	2719
1973-74	Boston	Milwaukee	Boston over Milwaukee 4-3	Bob McAdoo, Buffalo	2261

CAVALIERS NBA CAREER HIGHS

	FGM	FGA	FTM	FTA	REBOUNDS			ASTS	STLS	BLKS	PTS
					OFF	DEF	TOTAL				
JIM BREWER	8	17	4	6	8	13	17	9	3	3	18
AUSTIN CARR	17	31	12	13	7	6	13	9	6	1	40
JIM CLEAMONS	10	17	8	8	4	7	12	12	6	2	21
DWIGHT DAVIS	10	21	10	14	9	13	17	7	3	4	25
FRED FOSTER	14	30	9	11	3	6	13	8	3	1	31
STEVE PATTERSON	9	20	8	10	10	12	19	10	4	4	22
BOBBY SMITH	16	29	9	11	7	10	15	9	3	2	37
DICK SNYDER	16	26	11	14	4	7	13	11	5	2	41
JOHN WARREN	12	23	8	8	3	7	12	13	2	2	27
LUKE WITTE	8	15	5	7	7	9	13	4	3	3	17

FINAL STANDINGS

CENTRAL	Atl.	Bos.	Buff.	Cap.	Chi.	Clev.	Det.	G.S.	Hou.	KC-O.	L.A.	Mil.	N.Y.	Phil.	Phoe.	Port.	Sea.	W	L	PCT.	GB
Capital.....	4	4	3	—	1	6	2	3	4	3	2	1	3	4	2	3	2	47	35	.573	—
Atlanta.....	—	1	2	4	1	4	—	1	5	1	4	1	1	3	1	2	4	35	47	.427	12
Houston.....	2	2	2	3	—	4	1	—	2	2	—	4	4	2	3	1		32	50	.390	15
Cleveland....	3	2	1	1	—	—	2	—	4	—	3	—	1	5	1	4	2	29	53	.354	18
ATLANTIC																					
Boston.....	5	—	5	2	2	4	3	3	4	3	2	2	5	7	3	4	2	56	26	.683	—
New York.....	5	2	4	3	2	5	3	3	2	3	2	2	—	4	3	2	4	49	33	.598	7
Buffalo.....	4	2	—	3	1	5	1	1	4	2	—	1	4	6	3	3	2	42	40	.512	14
Philadelphia	3	1	1	2	1	1	2	1	2	3	—	—	3	—	3	2	—	25	57	.305	31
MIDWEST																					
Milwaukee....	3	2	3	3	3	4	4	3	4	7	2	—	2	4	5	6	4	59	23	.720	—
Chicago.....	3	2	3	3	—	4	5	4	4	5	1	3	2	3	4	4	4	54	28	.659	5
Detroit.....	4	1	3	2	2	2	—	5	3	4	4	3	1	2	6	5	5	52	30	.634	7
K.C.-Omaha	3	1	2	1	2	4	2	3	2	—	1	—	1	1	4	4	2	33	49	.402	26
PACIFIC																					
Los Angeles..	—	2	4	2	5	1	2	2	2	5	—	4	2	4	4	4	4	47	35	.573	—
Golden State	3	1	3	1	2	4	1	—	4	3	4	3	1	3	5	3	3	44	38	.537	3
Seattle.....	—	2	2	2	2	2	1	3	3	4	3	2	—	4	3	3	—	36	46	.439	11
Phoenix.....	3	1	1	2	2	3	—	2	2	2	2	1	1	1	—	3	4	30	52	.366	17
Portland.....	2	—	1	1	2	—	1	4	1	2	3	—	2	2	3	—	3	27	55	.329	20



	SUN	MON	TUES	WED	THURS	FRI	SAT
OCTOBER	13	14	15	16	17	18 11:00 Portland	19 11:00 Golden State
	20 10:00 Seattle	21	22	23 7:30 Boston	24 8:05 Atlanta	25	26 8:35 New Orleans
	27	28	29 8:00 Boston	30	31 8:00 Detroit		
NOVEMBER						1	2
	3 8:00 Phoenix	4	5	6 8:05 Washington	7	8	9
	10	11	12 7:30 Buffalo	13	14 7:30 New York	15	16 9:00 Milwaukee
	17	18	19 9:00 Houston	20	21 8:00 Golden State	22	23 8:00 New Orleans
	24 8:35 K.C. at K.C.	25	26 8:00 Seattle	27	28 8:00 Philadelphia	29	30
DECEMBER	1	2	3 8:00 Houston	4	5 8:00 K.C.-Omaha	6 7:35 Detroit	7
	8 8:00 Washington	9	10	11 11:00 Seattle	12	13 10:30 Phoenix	14
	15	16	17 11:00 Los Angeles	18	19 8:00 Buffalo	20	21 8:00 Chicago
	22	23 8:00 New Orleans	24	25	26 8:00 Los Angeles	27	28
	29 8:00 Atlanta	30 8:05 Washington	31				
				1	2	3 8:00 Houston	4 8:00 New York
JANUARY	5 8:00 Phoenix	6	7 8:05 Atlanta	8	9	10 8:00 Buffalo	11 8:00 Milwaukee
	12	13	14 10:00 All Star Game	15	16 8:00 Portland	17	18 1:35 Philadelphia
	19 7:35 Detroit	20	21 8:00 Washington	22	23 8:00 New York	24	25 8:05 Washington
	26 8:00 Seattle	27	28 8:30 Chicago	29	30 8:00 Buffalo	31 7:30 Boston	
							1 8:00 Atlanta
		2 8:00 Detroit	3	4 8:05 Atlanta	5	6 8:00 Portland	7
FEBRUARY	9	10	11 8:00 New Orleans	12 8:05 Philadelphia	13 8:00 Golden State	14 9:00 Milwaukee	15
	16 8:00 Houston	17	18 8:00 Milwaukee	19	20 8:00 Washington	21	22
	23 8:00 Atlanta	24	25 9:00 Houston	26 10:30 Phoenix	27	28 11:00 Los Angeles	
							1 11:00 Golden State
		2	3	4 11:00 Portland	5	6	7 9:00 Houston
MARCH	9 8:35 New Orleans	10	11 8:00 New Orleans	12	13 8:00 Los Angeles	14	15 8:00 Philadelphia
	16 8:35 New Orleans	17	18 8:00 Washington	19	20 8:00 Chicago	21	22 8:05 Washington
	23 8:00 Houston	24	25 8:00 Boston	26	27 8:30 Chicago	28 9:00 Houston	29 8:05 Atlanta
	30	31					
			1	2	3 8:00 New York	4	5
APRIL	6 8:35 K.C. at Omaha						

All Times, Cleveland Time

Home Games

Cleveland Professional Basketball Company
 2923 Streetsboro Road
 Richfield Township, Ohio 44286
 Phone 216/659-9100

