



DALLAS  **MAVERICKS**
WORLD CHAMPS
MEDIA GUIDE 2011-12 

STAY CONNECTED TO EVERYTHING MAVS! OFFICIAL SITES:





OFFICIAL PARTNER
OF THE

SLAM DUNK REFRESHMENT



© 2003 The Coca-Cola Company
The NBA and NBA members' trademarks and logos are the exclusive property of NBA Properties, Inc. and are used here by permission.
© 2003 Coca-Cola Bottling Co. All rights reserved.



PROUD SPONSOR



THE SPARK™





STAFF

Organizational Directory.....	4
Mark Cuban.....	5
Terdema Ussery.....	6
General Manager Donn Nelson.....	7
Head Coach Rick Carlisle.....	8
Assistant Coaches/Basketball Staff.....	9
Front Office Staff.....	16

DALLAS MAVERICKS

Mavericks Basketball.....	20
American Airlines Center.....	22

2011-12 MAVERICKS

Player Bios.....	26
Roster.....	70

2010-11 IN REVIEW

Notebook.....	72
Statistics.....	76
Results.....	7
Team Breakdown.....	78
Player Highs.....	79
Game-By-Game Statistics.....	80
Superlatives.....	83
Miscellaneous Statistics.....	84
Quarter-By-Quarter Statistics.....	85
NBA Statistics.....	86

HISTORY

Year-By-Year Reviews.....	93
All-Time Numerical Roster.....	153
All-Time College Roster.....	153
Year-By-Year Statistics.....	154
Year-By-Year Rosters.....	155
Former Mavericks.....	158
Draft Recaps.....	198
All-Time Transactions.....	200
Mavericks NBA Leaders.....	206
Mavericks Top Games.....	207
Opponent Top Games.....	208
Mavericks Career Leaders.....	209
Mavericks Honor Roll.....	211
Mavericks Yearly Leaders.....	212
Mavericks Season Highs.....	215
Mavericks Lists.....	216

RECORDS

Individual Leaders.....	233
Team Highs.....	235
Team Lows.....	236
Miscellaneous Records.....	237
Rookie Leaders.....	238
Opponent Player Highs.....	239
Opponent Highs/Lows.....	240
American Airlines Center Records.....	241
Two-Team Highs/Lows.....	245

PLAYOFFS

2011 Playoffs Recaps.....	248
All-Time Results.....	254
Top Performances.....	258
Mavericks Leaders.....	258
Individual Records.....	259
Team Highs.....	261
Team Lows.....	262
Opponent Highs/Lows.....	262
Miscellaneous.....	263

NBA

NBA Directory & Key Dates.....	266
Opponent Capsules.....	267
NBA D-League.....	296

COMMUNITY

Community Outreach.....	298
NBA Cares.....	299
Community Basketball.....	300
Internet/Street Marketing.....	301
Game Night Entertainment.....	301

MEDIA

Media Information.....	304
HDNet/HDNet Movies.....	306
Broadcast Information.....	307
Mavericks PR Staff.....	308
Mavericks Broadcasters.....	309
2011-2012 Schedule.....	311

CREDITS

Editors/Composition:
Sarah Melton, Scott Tomlin and Alan Rakowski

Editorial Assistance:
Propel Group, Dallas

Photography:
Glenn James, Danny Bollinger, NBA Photos

Design:
Propel Group, Dallas

Table of Contents Photo:
Playoffs 2010

Copyright © 2011 Dallas Mavericks

The information contained in this publication was compiled by the Dallas Mavericks and is provided as a courtesy to our fans and the media and may be used only for personal or editorial purposes. Any commercial use of this information is prohibited without the prior written consent of the Dallas Mavericks.

All NBA and team insignias depicted in this publication are the property of NBA Properties, Inc. and the respective teams and may not be reproduced for commercial purposes without the prior written consent of NBA Properties, Inc.



Basketball Offices American Airlines Center
 500 Victory Avenue
 Dallas, TX • 75219 • 214-665-4600
 Administrative Offices 2909 Taylor • Dallas, TX 75226 • 214-747-6287
 Mavericks PR Direct Number 214-655-4660 • PR Fax: 214-665-4661
 Web Site mavs.com
 Tickets 214-747-MAVS

EXECUTIVE

Owner Mark Cuban
 President & Chief Executive Officer Terdema Usseyry
 Senior Executive Assistant Cheryl Karalia
 Senior Vice President of Human Resources Buddy Pittman
 Receptionists Theta Hall, Nancy Solley

BASKETBALL OPERATIONS

President of Basketball Operations/General Manager Donn Nelson
 Head Coach Rick Carlisle
 Assistant General Manager Keith Grant
 Assistant Coaches Terry Stotts, Monte Mathis, Tony Brown, Darrell Armstrong
 Special Assistant to Head Coach Mike Weiner
 Director of Basketball Analytics Roland Beech
 Travel Manager/Coaches Assistant Kristy Lave
 Director of Basketball Development Rolando Blackman
 Player Development Coach Brad Davis
 Free Throw Coach Gary Boren
 Head Athletic Trainer Casey Smith
 Assistant Athletic Trainer Dronne Calhoun
 Team Physician Dr. Tarek O. Souryal
 Team Internist Dr. J.R. Zamorano
 Assistant Coach/Strength & Conditioning Robert Hackett
 Equipment Manager Al Whitley
 Scouts Dick Baker, Ray Dieringer, Luca Desta, Kevin Stacom
 Director of International Scouting Alvydas Pazdrazdis
 Advance Scouts Reginald Johnson, Greg Dreiling
 Head Video Coordinator/Scout Mike Shedd
 Video Scouts Mondrick Jones, Terry Sullivan
 Director of Player Personnel Jason White
 Director of Sport Psychology Don Kalkstein
 Massage Therapist Gary Fineske

ACCOUNTING

Chief Financial Officer Floyd Jahner
 Controller Ronnie Fauss
 Senior Accountant & Payroll Manager Lisa Tyner
 Senior Accountant Karen Bright
 Senior Financial Supervisor Nina Moreno
 Accounting Associates Carol Dodd, Jana Fleming

INFORMATION SYSTEMS

Director of Technology & Information Systems Ken Bonzon
 Systems Analyst Scott Powers

TICKET ADMINISTRATION

Director of Ticket Administration Mary Jean Gaines
 Financial Analyst/Ticket Systems Manager Mike Childers
 Ticket Administrators Jason Novascone, Jill Wright, John Goldgar

MARKETING & COMMUNICATIONS

Vice President of Marketing & Communications Paul Monroe
 Manager of Publications Danny Bollinger

BASKETBALL COMMUNICATIONS

Director of Basketball Communications Sarah Melton
 Basketball Communications Manager Scott Tomlin
 Basketball Communications Coordinator Alan Rakowski

CORPORATE COMMUNICATIONS

Corporate Communications/Community Relations Manager Gina Calvert
 Corporate Communications/Community Relations Coordinator Jessica Hunt

MARKETING

Marketing and Player Relations Manager Lesley Berry
 Marketing Coordinator Jacob Taylor
 Graphic Designer Brian David
 Creative Director Cash Sirois
 Creative Editor/Producer Jason Seely

MARKETING (CONT.)

Interactive Web Manager Steve Chavera
 Interactive Content Manager Adam Wermuth
 Content Manager and Inside Reporter Earl K. Sneed
 Community Basketball Manager Jim Guy
 Team Photographer Glenn James
 Mascot Manager Jim Tennison
 Mascots Mavs Man, Champ

MERCHANDISING

Merchandising General Manager Alyssa Moog
 Merchandise Operations Inventory Controller Chris Rawlinson
 NorthPark Store Manager Clarence Brooks

BROADCASTING

Director of Production Tom Ward

TICKET SALES & SERVICES

Senior Vice President of Ticket Sales & Services George Prokos
 Director of Ticket Sales & Services Eric Ferrell
 Director of Service and Retention Melanie Lusk
 Manager of Group Ticket Sales Gail O'Bannon
 Ticket Sales Account Executives Jeff Brown, Elizabeth Carroll-Ramsey, Scott
 Chenault, Robin Flores, Mark Hapka, Chris Hyde, Mark Kent, Mollie Larrick, Marc Mundy,
 Kristen Otero, Ernest Rangel, Jason Sivils, Mark Slaughter, Michelle Taylor, Cory Webb,
 Zac Whitley, Jim Wikman
 Suite Administrator Lindsay Oster

CORPORATE SPONSORSHIPS

Executive Vice President of Corporate Sponsorships George Killbrew
 Assistant to Senior Vice President/Sponsor Services Deadrah Smith
 Senior Directors of Corporate Sponsorships Clay Christopher, Ryan Mackey, Billy
 Phillips, Desiree Scott
 Directors of Corporate Sponsorships ... Price Johnson, Mike Mattocks, Kory Nix, Jay Dry
 Corporate Account Executives Kyle Tapply
 Broadcast/Traffic Coordinator Karen Rickard
 Corporate Sponsorships Activation Manager Amol Rana

OPERATIONS

Vice President of Operations & Arena Development Steve Letson
 Operations Manager Kirsten Seiter
 Director of Security Operations Derek Earls

BROADCAST INFORMATION

Television FS Southwest
 Play-by-play, Mark Followill; Analyst, Derek Harper; Analyst, Jeff Wade
 Radio ESPN 103.3 FM
 Play-by-play, Chuck Cooperstein; Analyst, Brad Davis
 Spanish Radio KFLC 1270 AM
 Play-by-play, Victor Villalba

GENERAL INFORMATION

Arena American Airlines Center (19,200-built in 2001)
 Colors Blue (PMS 293c), Silver (PMS 877c), Black

GAME DAY STAFF

Public Address Announcer Sean Heath
 Stat Crew: Elizabeth Austin, Steve Beebe, Todd Bristow, Mike Conley, David Cross, Tim
 Fontillas, Richard Forbes, Herman Hudson, Graham Hunt, Rodney Isles, Charlie Jackson,
 Carmen Jones, Olivia Kiespert, Chris Kimbell, David Kinslow, Perry Mann, Todd Paige,
 Mike Perimeter, Alan Proctor, Rachel Reida, Brent Rice, Rodney Roeske, Greg Schafer,
 Robin Scichili, Iesha Sparks, Tony Stick, Dustin Strait, Joshua Theiss, David Waxman



MARK CUBAN // OWNER

Since Mark Cuban purchased the Dallas Mavericks on Jan. 4, 2000, the face of the organization has changed dramatically.

Under his leadership, the team's home games have become more than just an ordinary NBA event – they have become a total entertainment experience. The party atmosphere he helped instill with the return of the "Reunion Rowdies" has carried over into the creation of the "Mavericks ManiAACs" at American Airlines Center.



Cuban's whatever-it-takes attitude and commitment to winning have grabbed everyone's attention. From his first introduction to the team to the end of his first season as owner, the players responded with a 31-19 record, including a 9-1 mark in April.

The organization's upward trend has continued since. Dallas and San Antonio are the only teams to have won at least 50 games in each of the past 11 seasons.

Prior to his purchase of the Mavericks in January 2000, Cuban co-founded Broadcast.com, the leading provider of multimedia and streaming on the Internet. Broadcast.com was sold to Yahoo! Inc. in July of 1999. MicroSolutions, a leading national systems integrator, was co-founded by Cuban and partner Martin Woodall in 1983 and later sold to CompuServe.

Today, in addition to his ownership of the Mavericks, Cuban is the owner and chairman of HDNet, the world's only all-high-definition national television network.

mark.cuban@dallasmavs.com

In 2006-07, the Mavericks won a franchise-high 67 games and posted the NBA's sixth-best record in history. Dallas won 60 games in 2002-03 and 2005-06, advancing to the Western Conference Finals in both seasons. The Mavericks made the franchise's first appearance in the NBA Finals in 2006 and again in 2011, winning the World Championship vs. the Miami Heat.

Cuban has been successful in bringing a sense of pride and passion to Mavericks fans – presenting himself as the ultimate role model, cheering from the same seats he has had for many seasons. He is the first owner in team sports to encourage fan interaction through e-mail. It was through this personal touch that fans throughout the Metroplex, and around the world, began to notice Cuban's energetic personality and take notice of the Mavericks. He has personally responded to hundreds of thousands of e-mails. Several suggestions from fans have led to innovative changes.



TERDEMA USSERY // PRESIDENT & CEO, DALLAS MAVERICKS

Terdema L. Ussery II is in his 14th year as President & CEO of the Dallas Mavericks and President of the Dallas Mavericks Foundation. Ussery serves as an alternate governor for the Mavericks on the NBA Board of Governors.

Ussery came to Dallas after serving as president of Nike Sports Management, overseeing the marketing, advertising and branding of Nike's most elite athletes. Nike Sports Management was also integral in the launch of Coca-Cola's POWERADE brand. Prior to that, he was commissioner of the Continental Basketball Association (CBA).



In his first season with the Mavericks, he led a successful campaign that resulted in public funding in the amount of \$240 million for the construction of the American Airlines Center. He actively participated in the architectural selection, design and construction of the building. Ussery was also intimately involved in securing the naming rights partnership with Dallas/Fort Worth-based American Airlines for the downtown facility.

Under his direction, the club has more than tripled revenue and exponentially increased its media and digital footprint by establishing new and expanding existing media partnerships across multiple platforms. The Mavericks are entering their fifth consecutive sold out season. Additionally, the Dallas Mavericks Foundation has distributed \$1 million-plus to more than forty agencies whose aim and mission is to improve the lives of those in need. Both *Sports Illustrated* and *The Sporting News* perennially rank Ussery as one of the most powerful executives in sports, and in 2003, Ussery was named the Corporate Executive of the Year by *Black Enterprise Magazine*. Additionally, the Mavericks are consistently ranked by ESPN as one of the ten top organizations in all of professional sports.

As one of the original partners of HDNet, Ussery served as its CEO for 10 years. In that capacity, he was responsible for developing and negotiating all of the original content and distribution deals with MSO's covering multi-digital and non-digital platforms. On the content side, this included deals with MLB, NHL, MLS, NLL and NHK, the Japanese Broadcasting Company. On the distribution side, Ussery negotiated the launch deal with DirecTV. He was also primarily responsible for the network's relationship with the FCC and other governing bodies.

Ussery grew up in the Watts section of South Central Los Angeles. He earned a bachelor's degree from Princeton University, a master's degree from Harvard, and a law degree from Berkeley, where he served as executive editor of the *California Law Review*.

Ussery practiced business and entertainment law at the firm of Morrison and Foerster, representing Bank of America and the Industrial Bank of Japan, among others, before joining the CBA as its deputy commissioner and general counsel. Ussery eventually became CBA Commissioner, and his two-and-a-half-year term was highlighted by rapid growth and much-needed financial stability. While serving as CBA commissioner, Ussery was profiled in *Sports Illustrated*, *The Wall Street Journal*, *USA Today*, and a host of other national publications.

In August 1993, Ussery was named president of Nike Sports Management. While reporting to Nike Chairman & CEO Phil Knight, Ussery's responsibilities included negotiating on behalf of and marketing Nike's most elite pro athletes, including Alonzo Mourning, Bo Jackson, Delon Sanders, Ken Griffey, Jr., Picabo Street and Roy Jones, Jr.

Ussery sits on the boards of two NYSE companies: The Timberland Company and TreeHouse Foods, Inc., where he serves as Lead Independent Director. He is a member of the Advisory Board of Wingate Partners, LLP, a Dallas private equity partnership. He also serves as Chairman of the Board of Commissioners of the Dallas Housing Authority. Ussery, a popular speaker at companies and on campuses nationwide, has taught Business Ethics and Corporate Governance as an adjunct professor at several graduate business schools.

Ussery is a former member of the Board of Trustees of Princeton University. He also serves on several not-for-profit boards, including the Communities Foundation of Texas and the Andre Agassi Charitable Foundation Board. He is also a member of the Council on Foreign Relations.



DONN NELSON // PRES. OF BASKETBALL OPERATIONS/GENERAL MANAGER

One of the most respected minds in the NBA, Donnie Nelson is involved in every aspect of the Mavericks basketball operations. Nelson, who owns 26 years of NBA experience, came to Dallas on Jan. 2, 1998, after three seasons as an assistant coach with the Phoenix Suns.



Nelson was instrumental in rebuilding a team that suffered a decade-long playoff drought into a perennial playoff team and championship contender. Under Nelson the Mavericks have won 69.0% of their games with three 60+ win seasons, including a franchise-record 67-win season in 2007, which tied for the sixth-best record in NBA history.

The Mavericks are also one of only six NBA franchises to win 60 games or more three

times in a five-year span. During his tenure, the Mavericks have made the playoffs 11 consecutive seasons, been to the Western Conference Finals three times, advanced to the NBA Finals twice, captured their first Division Title in 20 years in 2007 and won their first World Championship in 2011.

Nelson successfully coached the Mavericks while his father and former head coach Don Nelson was recovering from cancer surgery in 2000-01. Donnie led the team to a 15-8 record while serving as head coach. He was the top assistant to his father at Golden State, where he served the organization a total of eight seasons (1986-94). Nelson was also a regional scout for the Milwaukee Bucks for two seasons (1984-86).

From 1990-2006, Nelson served as an assistant coach for the Lithuanian National Team. In that span, he has helped them win three bronze medals in four Olympiads, a silver medal in the 1995 European Championships and a gold medal in the 2003 European Championships. In appreciation of his contributions, Nelson was awarded the Grand Cross of the Commander by the President of Lithuania in 2004.

In 1994, Nelson proudly served as a scout for USA Basketball at the World Championships in Toronto. Dream Team II went undefeated on their way to capturing a gold medal that year.

Nelson's tireless efforts helped crack two walls that once seemed unbreakable. He was responsible for signing the first player from both the Soviet Union (Sarunas Marciulionis) and China (Wang Zhizhi) to NBA contracts. In addition, Nelson holds the honor of being the only American coach to participate in a Soviet National training camp.

On June 24, 1998, Nelson engineered a deal that brought a relatively unknown German and an unheralded Canadian to Dallas.

Both Dirk Nowitzki (2007) and Steve Nash (2005, 2006) would go on to be named the NBA's Most Valuable Player, giving the Mavericks the distinction of being the only team in history to acquire two future MVPs in the same transaction.

"Donnie has been my biggest supporter from day one," said 10-time NBA All-Star, 2007 MVP and 2011 NBA Finals MVP Dirk Nowitzki. "He works harder than any coach or president in the NBA. He thinks about basketball 24 hours a day."

Nelson also serves as the Chief Advisor for the Chinese National Basketball Team. During his five years of service, they equaled their all-time best Olympic finish (8th) in Athens and won the Gold Medal at the 2005 and 2007 Asian Championships. In 2008, he helped coach the team to an eighth-place finish in the Beijing Olympics.

Nelson's first exposure to the continent of Africa took place in 1992. He has conducted clinics in North Africa, Senegal, Nigeria and South Africa. Nelson is especially proud to be associated with the NBA's Basketball Without Borders program in Africa. This outreach program provides educational opportunities to challenged African athletes.

In December 2002, Nelson's heart for disadvantaged youth led to the creation of the Assist Youth Foundation, which has since combined with the charity organization known as Little Heroes. The foundation's goal is to advance opportunities for underprivileged kids in the Dallas-Fort Worth Metroplex and across the globe. Additionally, he proudly serves on the board of the Make-a-Wish Foundation. Nelson also founded the "Global Games" in Dallas, which gives area high school kids a chance to test themselves against the top Junior National Teams in the world.

In 2009, Nelson became the co-owner of a new NBA D-League team, the Texas Legends, that is located in Frisco, Texas.

A 1986 graduate of Wheaton College (Ill.), Nelson was inducted into the school's Hall of Honor on Oct. 3, 1997. He led Wheaton in scoring and was an NABC All-Midwest selection. Born Sept. 10, 1962, he and his wife, Lotta, have a daughter, Christie (8/10/92) and a son, D.J. (5/24/94).



RICK CARLISLE // HEAD COACH

Rick Carlisle became the ninth coach in franchise history on May 9, 2008. In three years at the helm of the Mavericks, he led the team to three consecutive 50+ win seasons. In 2011-12, Dallas advanced to the NBA Finals winning its first-ever World Championship while posting an impressive 16-5 postseason record. Carlisle joined the Mavericks after spending six seasons with Detroit and Indiana as a head coach. During the 2007-08 season, Carlisle served as an ESPN studio analyst. In nine seasons as a head coach, Carlisle holds a career regular season record of 443-295 (.600) and has led his team to the postseason on eight occasions.



Carlisle began his head coaching career with Detroit. During his two-season tenure, the Pistons won 61.0 percent of their games (100-64) to go with two Central Division championships and one trip to the Eastern Conference Finals. Following his first season as head coach, Carlisle earned the NBA's Coach of the Year award in 2002.

Carlisle joined Indiana as head coach on Sept. 2, 2003.

In his first season, Carlisle led the Pacers to the NBA's best record (61-21), the most victories in franchise history, the best winning percentage in franchise history and a Central Division championship. He also led the Pacers to the 2004 Eastern Conference Finals, where they eventually lost to the Pistons. Carlisle, including his previous two seasons with Detroit, became the first coach since Pat Riley to win 50 games and division championships in each of his first three seasons as head coach.

The following season, the Pacers roster was overrun by injuries (Jermaine O'Neal and Jamaal Tinsley) and suspensions (due to the Nov. 19, 2004 brawl between Indiana and Detroit at the Palace of Auburn Hills). Despite losing over 200 man games that season, Carlisle rallied the Pacers to the NBA Playoffs. As the sixth seed, they defeated the Atlantic Division Champion Boston Celtics in the first round, before bowing out to eventual Eastern Conference Champion Detroit in the conference semifinals.

Overall, Carlisle earned a 181-147 (.552) regular season record in Indiana and led the team to three consecutive postseason appearances before stepping down following the 2006-07 campaign.

Carlisle began his coaching career in 1989 as an assistant with the New Jersey Nets. In five seasons with the Nets, he had the opportunity to work under Hall of Fame coaching legends Bill Fitch and Chuck Daly. Carlisle then moved on to Portland, where he spent three seasons as an assistant under P.J. Carlesimo before joining former teammate Larry Bird's staff in Indiana during the summer of 1997.

In 1984, Carlisle began his NBA career as the only rookie to make the Boston Celtics roster. He played three seasons in Boston and enjoyed his best year as a pro when he averaged 9.9 minutes in 77 games for the 1986 World Champions. He then played one year with the New York Knicks under Head Coach Rick Pitino before moving on to New Jersey, where he played briefly for Fitch before being offered an assistant coaching position with the franchise.

Collegiately, Carlisle played two years at the University of Maine before transferring to the University of Virginia, where he was co-captain of the Cavaliers' 1984 Final Four team.

A native of Ogdensburg, N.Y., he graduated in 1984 with a B.A. in psychology from Virginia.

Carlisle, and his wife, Donna, have a daughter, Abby. Carlisle enjoys golf, piano and spending time with his family, which includes two dogs, Moe Norman and Zoe.

CARLISLE OVERALL RECORD

REGULAR SEASON				POSTSEASON	
YEAR	TEAM	W-L	PCT	W-L	PCT
2001-02	Detroit	50-32	.610	4-6	.400
2002-03	Detroit	50-32	.610	8-9	.471
2003-04	Indiana	61-21	.744	10-6	.625
2004-05	Indiana	44-38	.537	6-7	.462
2005-06	Indiana	41-41	.500	2-4	.333
2006-07	Indiana	35-47	.427	0-0	---
2008-09	Dallas	50-32	.610	5-5	.500
2009-10	Dallas	55-27	.671	2-4	.200
2010-11	Dallas	57-25	.695	16-5	.762
TOTALS		443-295	.600	53-46	.535



TERRY STOTTS // ASSISTANT COACH



Terry Stotts, a 17-year NBA coaching veteran, begins his fourth season with the Mavericks after serving as the head coach of the Milwaukee Bucks from 2005-07.

Stotts guided the Bucks to a postseason appearance (2005-06) after earning a 40-42 (.488) regular season record.

Stotts began his NBA coaching career under George Karl, spending six seasons with the Seattle SuperSonics and four with the Bucks. During that stretch, his teams finished each season .500 or better and qualified for the playoffs in nine of ten seasons.

While in Seattle, the Sonics posted a 357-135 (.726) record, captured four Pacific Division titles, reached the Western Conference Finals twice and appeared in the 1996 NBA Finals. In four seasons as lead assistant in

Milwaukee, Stotts helped the Bucks amass a 163-133 (.551) mark, highlighted by a Central Division Championship and a berth in the 2001 Eastern Conference Finals.

Stotts spent the 2004-05 season as the lead assistant with the Golden State Warriors under head coach Mike Montgomery. Prior to the 2004-05 campaign, Stotts spent two seasons in Atlanta. His first head coaching experience came with the Hawks when he replaced Lon Kruger on Dec. 26, 2002.

Stotts, a second-round selection of the Houston Rockets in the 1980 NBA Draft, began his professional playing career in Italy before joining the CBA's Montana Golden Nuggets, coached by George Karl. He returned to Europe for several seasons, playing in Spain and France, before joining Karl's coaching staff with the CBA's Albany Patroons in 1990-91.

During his first year on a professional coaching staff, he helped lead the Patroons to an all-time CBA-best 50-6 record. Stotts was an assistant coach for the CBA's Fort Wayne Fury for one season before joining the Sonics as a scout.

A four-year starter at the University of Oklahoma, Stotts earned All Big Eight honors as a senior and was named Academic All-America in each of his final two collegiate seasons. He was named the OU's outstanding senior student-athlete and was one of three individuals chosen nationally to receive an NCAA Post-Graduate Scholarship. He earned a BS in Zoology and, in 1988, earned an MBA from his alma mater.

Stotts was born in Cedar Falls, Iowa, and raised in Illinois, Wisconsin, Guam and finished high school in Bloomington, Indiana. Stotts and his wife, Jan, have been married 26 years and live in Dallas and Sarasota, Fla.

MONTE MATHIS // ASSISTANT COACH



Monte Mathis enters his second season as an assistant coach after spending two seasons as a player development coach. Prior to that, Mathis was the Mavericks head video coordinator for four years. Along with his responsibilities of preparing scouting reports on upcoming opponents, Mathis also directs the Mavericks on-court player development program. In addition, he served as the head coach of the Mavericks Summer League team for two summers and was an assistant coach on the summer league teams the three seasons prior.

Mathis has a wealth of coaching experience, spending 11 years coaching in the collegiate ranks. He came to Dallas from Xavier University (Ohio), where he was an assistant coach. Prior to that, he spent four seasons with Ohio State University, winning a Big Ten title in 2002. Before joining the Buckeyes in 2000, Mathis was an assistant coach at the University of Toledo for four seasons.

Mathis got his start in coaching as an assistant coach at Woodward High School in Cincinnati. He then moved on to the college ranks working as a graduate assistant at McNeese State (1994-95) and spent one season as an assistant under former NBA coach Bill Musselman at the University of South Alabama (1995-96).

A native of Cincinnati, Mathis played for NBA coach Larry Brown at the University of Kansas before transferring to Toledo, where he was a two-year letter winner in baseball and basketball. After graduating with a bachelor of arts degree in communications from Toledo in 1991, Mathis played and coached in the Atlanta Braves and Chicago White Sox farm systems for three years. His father, Mike, a longtime NBA referee, started the Mathis Foundation for Children in which Monte and the rest of his family have all been involved. Mathis and his wife, Ayrica, have a daughter, Ava (6), and a son, Mason (4).



DARRELL ARMSTRONG // ASSISTANT COACH



Former Maverick Darrell Armstrong enters his third full season as an assistant coach after joining Dallas midway through the 2008-09 campaign. For two summers, Armstrong was the top assistant coach of the Mavericks Summer League team that played in Las Vegas.

Armstrong brings 14 years of NBA experience as a player to the bench as he assists with the development of young players as well as veterans.

After going undrafted out of Fayetteville State, Armstrong played in the Global Basketball Association and the United States Basketball League as well as in Cyprus and Spain. Armstrong was eventually signed as a free agent by the Orlando Magic, thus beginning a career that saw him play 14 seasons in the NBA with

Orlando, New Orleans, Dallas, Indiana and New Jersey. He played in 840 NBA games and holds career averages of 9.2 points, 4.0 assists and 1.34 steals in 23.7 minutes per game.

During his career, Armstrong earned both the NBA's Sixth Man Award and Most Improved Player Award in 1999. He participated in the Slam Dunk Competition at the 1996 NBA All-Star Weekend and was a career 87.1 percent shooter from the foul line.

Armstrong was traded from New Orleans to Dallas on Dec. 3, 2004, in exchange for Dan Dickau. He played 114 games for the Mavericks until he was traded to Indiana on June 24, 2006.

A native of Gastonia, N.C., Armstrong has two daughters, Arkia and Mayliah, and one son, Darrell, Jr.

TONY BROWN // ASSISTANT COACH



Tony Brown enters his first season with the Mavericks after serving as an assistant coach with the Los Angeles Clippers in 2010-11.

Overall, Brown has spent 11 seasons as an NBA assistant coach, serving a three-year stint with the Boston Celtics (2004-07), before joining the Milwaukee Bucks for the 2007-08 season. Prior to his three years in Boston, Brown served as the lead assistant to Kevin O'Neill in Toronto (2003-04). He also spent two seasons as an assistant coach with the Detroit Pistons from 2001-03 under then Head Coach Rick Carlisle. During his time with the Pistons, the club registered back-to-back 50-win seasons, captured two Central Division titles, and advanced to the Eastern Conference Finals in 2003. From 1997-2001, he was an

assistant coach with Portland. He made his start in the NBA as an advance scout in Milwaukee from 1994-97.

In seven seasons as an NBA player, Brown split his time with nine teams, finishing with career averages of 6.0 points and 2.1 rebounds per game in 359 games. His best statistical season came in 1986-87 with New Jersey when he averaged 11.3 points in 30.4 minutes per game. The University of Arkansas product was a fourth-round draft choice of New Jersey in the 1982 NBA Draft.

Brown also played in the Continental Basketball Association (Lancaster Lightning, Ohio Mixers, Kansas City Sizzlers and Albany Patroons) and overseas with Reggio Emilia in the Italian League (1992-94).



COMMUNITY

KEITH GRANT // ASSISTANT GENERAL MANAGER



Keith Grant is in his 32nd season with the Mavericks and serves the team as assistant general manager.

In July 1996, Grant, whose career with the Mavericks began prior to the 1980-81 charter season, was promoted to vice president of basketball operations after serving as director of player personnel from 1994 to 1996. From 1990 to 1994, he served as the club's director of scouting. In 1984, Grant served as administrative assistant/scout. His responsibilities were expanded to include advance pro scouting prior to the 1986-87 season when Dallas went 55-27 and won the Midwest Division.

Born on Jan. 3, 1958, Grant began his pro sports career at the age of 12, serving as a bat boy for the Oklahoma City 89ers AAA baseball team. He held several positions during his 12-year stint with the club. Prior to graduating from Oklahoma City University in 1980 with a bachelor's degree in business management, he played four years of varsity baseball, spending three years on the OCU basketball staff in varying roles.

Grant, who served as the Arlington Stadium organizer from 1982 to 1984, is an avid baseball fan and golfer. He and his wife, Nancy, live in Lewisville and have three children, Jennifer, Melissa and Brian.

BRAD DAVIS // PLAYER DEVELOPMENT COACH



Brad Davis is in his 11th season with the Mavericks in the player development area. This marks his second term as a coach with the team.

Davis, who over the past 29 years has served the Mavericks as a player coach and community services camps representative, is also the team's color analyst on all ESPN 103.3 FM broadcasts this season. Prior to his TV stint in 2007-08, he had worked in the same capacity on radio for nine years.

In 1993-94, Davis did analysis on Mavericks road television games and served as radio analyst on home games. He also contributed radio analysis on home broadcasts for the first part of the 1992-93 season before spending the final 48 games of that season as an assistant coach to Mavericks interim head

coach Gar Heard.

From 1993 to 1995, Davis was a Mavericks assistant coach on Dick Motta's coaching staff. In 1992, Davis retired as one of only 15 players in NBA history to play 15 seasons. He is the Mavericks all-time leader in games played with 883. On Nov. 14, 1992, Davis became the first Maverick to have his jersey retired when his No. 15 was raised to the rafters. Davis was the final member of the Mavericks 1980-81 charter season team to retire. He lasted eight years longer with Dallas than any other member of that squad.


Davis won five straight Favorite Maverick Awards from 1982 to 1986. For his NBA career, Davis averaged 8.2 points on 51.0 percent shooting in 961 games. As a Maverick, Davis averaged 8.6 points on 51.0 percent shooting with 5.1 assists in 883 games. He began his career in 1977 as a Lakers first-round draft pick (15th overall) out of Maryland.

During the offseason, Davis continues his love of coaching by working with promising college and high school athletes to prepare them for the NBA. He lives in Arlington with his wife, Kelli, and his children, Erin, Mike and Cara.



REGINALD JOHNSON

REGINALD JOHNSON // ADVANCE SCOUT



Reginald Johnson is in his 17th season with the Mavericks and his seventh as the team's advance scout. The four seasons prior, he served a dual role as a scout and video coordinator.

Johnson began his career with the Mavericks as a merchandising coordinator, coming to the club from a similar role with Spalding in his native Little Rock, Ark. He later shifted to the role of assistant video coordinator and then to video coordinator before adding scouting responsibilities during the 2002-03 season.

Born Oct. 30, 1969, in Hope, Ark., he earned his bachelor of science degree in telecommunications at Southwest Baptist University in 1993. While at SBU, Johnson was a four-year football starter for the Bearcats and a two-time All-MIAA Conference team member. As a senior at Parkview Arts Magnet H.S., Johnson was named the Arkansas State Defensive Player of the Year in basketball and helped guide his team to a state championship. He was also an All-Star and All-State selection at quarterback.

Johnson resides in DeSoto, Texas.

GREG DREILING // ADVANCE SCOUT




Greg Dreiling begins his 12th season as a member of the Mavericks basketball operations staff, the sixth in his current role.

A former center for the Kansas Jayhawks, Dreiling was a second-round choice of Indiana in the 1986 NBA Draft. He averaged 2.1 points, 2.1 rebounds and 8.9 minutes in 474 career games with Indiana, Cleveland and Dallas.

Dreiling averaged 2.3 points and 2.6 rebounds in 94 games over two seasons with Dallas (1993-94, 1996-97).

Dreiling and his wife, Kelley, have been married 28 years. They have two children, Scott and Jill.

MIKE SHEDD // HEAD VIDEO COORDINATOR/SCOUT



Mike Shedd enters his second season as the Mavericks head video coordinator and first as a scout after serving three seasons as the assistant video coordinator. For the past two summers, Shedd has served as an assistant coach on the Mavericks Summer League team and has directed the team's draft workouts.

Prior to joining the Mavericks, Shedd spent four years as an assistant coach with men's basketball at Furman from 2002-06. Prior to his time at Furman, he spent two seasons at Ohio State, where he served as video coordinator and director of summer camps for the Lady Buckeye basketball program. In 2001, the Lady Buckeyes won the Women's National Invitation Tournament. Prior to his stint at Ohio State, he spent three years at Eastern Michigan as the video coordinator and director of summer camps under head coach Milton Barnes. He was promoted to assistant coach for the 1999-2000 campaign. While at EMU, the

Eagles captured the 1997-98 Mid-America Conference championship.

A native of Albion, Mich., Shedd earned a bachelor's degree in physical education from Purdue University in 1997. He served as head freshman football coach at Harrison High School in West Lafayette, Ind., from 1993-95 and later as the junior high school head basketball coach at Lafayette Central Catholic for the 1996-97 campaign.

Shedd and his wife, Andrea, were married last summer and reside in Dallas.

ROLANDO BLACKMAN // DIRECTOR OF BASKETBALL DEVELOPMENT



One of only two players in Dallas Mavericks history to have his number retired, Rolando Blackman is in his fourth season as the director of basketball development. He has a range of duties, including global scouting, sponsor relations, community representation and player development. During the 2005-06 season, he was an assistant coach after serving five seasons as a player development coach and two seasons as the program's director. Blackman had his No. 22 retired on March 11, 2000.

For the past three seasons, Blackman has been a part of the Fox Sports Southwest's broadcast team, serving as a studio TV analyst for all Mavericks games.

Blackman played 13 years in the NBA, 11 with the Mavericks and two with the New York Knicks. He was originally drafted by the Mavericks in the first round (ninth pick overall) of the 1981 NBA Draft. He played on six Dallas playoff teams.

The four-time NBA All-Star played with the Mavericks from 1981 to 1992 and is the team's second leading scorer with 16,643 points. Overall, he appears in the top 10 in 18 different statistical categories in Mavericks history. Among Maverick leaders, he is second behind Dirk Nowitzki in field goals (6,487), field goal attempts (13,061) and starts (781). He owns many franchise regular season, playoff and rookie records, including consecutive games without fouling out (865).

In 2010, Blackman served as an assistant coach for Turkey's national team, winning a silver medal at the FIBA World Basketball Championship in Istanbul. In 2002, he was an assistant coach for the German national team, leading the Germans to a bronze medal at the World Championship in Indianapolis. He resides in Dallas.

CASEY SMITH // HEAD ATHLETIC TRAINER




Casey Smith begins his seventh season as the Mavericks head athletic trainer, where his primary duties involve daily medical care, injury rehabilitation, physician liaison and travel arrangements.

Smith joined the Mavericks in the summer of 2004 from the sports medicine staff of the Phoenix Suns, where he was head strength and conditioning coach and assistant athletic trainer. He is a 1994 graduate of West Virginia University with a master's of science in athletic training, and he received his bachelor's of science in exercise science from Arizona State University in 1992.

Smith currently serves as athletic trainer for the USA Men's Senior National Basketball Team, and has served in this capacity since 2005, including the gold-medal-winning team at the 2008 Beijing Olympics. He will continue in this position through the 2012 London Olympics. He has worked extensively with the U.S. Olympic Committee, serving on the medical staff for the 2003 Pan American Games in Santo Domingo, Dominican Republic with men's basketball, athletic trainer for men's boxing at the 2004 Olympics in Athens, Greece, and numerous camps and clinics at the USOC training center in Colorado Springs, Colo.

Smith is a native of Wellston, Ohio, and resides in Dallas.

DIONNE CALHOUN // ASSISTANT ATHLETIC TRAINER



Dionne Calhoun is in his seventh season with the Mavericks as the assistant athletic trainer after having served two seasons in the same capacity with the San Francisco 49ers.

Calhoun has also spent three summers as the athletic trainer for the NBA's Basketball Without Borders program in Africa and four times has worked the Pete Newell Big Man Camp (Las Vegas and Hawaii). During the summer of 2007, he served as an athletic trainer for the Senegalese Men's National Basketball Team.

Prior to acquiring a full-time position with San Francisco, Calhoun spent the 2002 season as an intern for the 49ers and was a training camp intern from 1999 to 2001. Calhoun worked the early part of 2003 as a trainer at Pacific THERx and was responsible for implementing rehab programs. Prior to the 49ers, he worked at South Bay Spine and Sport as an athletic trainer, designing and implementing post-operative rehab programs and assessing patients.

Calhoun received a bachelor's degree in kinesiology with an emphasis in athletic training from San Diego State University in 2000. After graduation, he was the head football trainer at Marjon Catholic High School (Imperial Beach, Calif.). Born in Compton, Calif., Calhoun graduated from Banning High (Wilmington, Calif.) in 1995.

Calhoun is a certified member of the National Athletic Trainers' Association (NATA), the National Basketball Athletic Trainers' Association (NBATA) and the National Academy of Sports Medicine (NASM), and is licensed as an athletic trainer in the state of Texas.

ROBERT HACKETT // ASSISTANT COACH/STRENGTH & CONDITIONING



Robert Hackett is in his ninth season with the Mavericks as an assistant coach in strength and conditioning.


Hackett joined the Mavericks in the summer of 2002 after spending seven seasons with the Memphis Grizzlies in the same capacity.

Prior to working for the Grizzlies, Hackett designed and directed the strength and conditioning programs at the University of Wisconsin for the men's and women's basketball, football and track teams. He has extensive experience in testing, teaching and coaching athletes. He also served as an assistant track coach for three years for the Badgers.

Hackett is a graduate of the University of Wisconsin with a bachelor's degree in science. While at Wisconsin, he competed as a sprinter on the Badger track team. He was a three-time USA Olympic Trial Qualifier and NCAA Champion in the 100 and 200 meters.

Hackett and his wife, Renee, have three children, Amari, Kiara and Laila.

AL WHITLEY // EQUIPMENT MANAGER



Al Whitley enters his seventh season as head equipment manager and tenth with the Dallas Mavericks. Whitley was raised in Victoria, British Columbia, and attended the University of New Brunswick on a basketball scholarship before transferring to Simon Fraser University in Vancouver, where he graduated with a bachelor's degree in Criminology and Sociology.

For the past three seasons, Whitley has been a member of the Equipment Managers Advisory Committee (EMAC) representing the Southwest Division. This committee was formed as an avenue between the Equipment Managers and the NBA to address and communicate any concerns or advances within the industry.

Recently, Whitley was also elected Vice President of the NBAEMA (National Basketball Athletic Equipment Managers Association), which also strives to promote, advance and improve the Equipment Managers profession in a lot of its many phases.

Future ambitions for Whitley include sports management. He and his wife, Priscilla, have two daughters, Kori and Kenzi.



DON KALKSTEIN // DIRECTOR OF SPORT PSYCHOLOGY



Don Kalkstein begins his 11th season with the Mavericks as the team's Director of Sport Psychology. Kalkstein is responsible for the implementation and development of peak performance and mental skills programs for players and coaches.

These programs are designed to promote the learning and application of mental skills and techniques associated with consistent and optimal performance.

Kalkstein has held similar capacities with the Texas Rangers (1995-2005), the Boston Red Sox (2006-08, World Series Champions in 2007), and currently serves as a sports psychology consultant for the Boston Red Sox. Don begins his 17th season overall at the professional level.

Kalkstein is a graduate of Southern Illinois University with an MS and has a C.A.S. degree in athletic counseling from Springfield College (MA). Upon receiving his graduate degree, he began a private sports psychology consulting business. His clients include athletes from the PGA, NFL and NASCAR. Along with various colleges, high schools and youth organizations.

GARY BOREN // FREE THROW COACH



Gary Boren is entering his 15th season as the Mavericks free throw shooting coach. The Mavericks shot 80.3% from the free throw line over the past 12 regular seasons and 81.0% over the past 11 post-seasons, both league-leading averages. In the 2000-01 playoffs, the Mavericks shot an NBA record 84.8% from the line, and in the 2002-03 playoffs, the Mavericks established an NBA record by making 49 consecutive free throws.

Boren was with the Golden State Warriors and New York Knicks before joining the Dallas Mavericks in 1997. Boren was free throw shooting coach for U.S. "Dream Team II," the Gold Medal winner at the 1994 World Championship of Basketball. He also served as Shooting Coach for the U.S. Women's Paralympics team, Bronze Medal winners in the 1996 Paralympics Olympics.


Boren gives clinics to college coaching staffs and has visited over 65 campuses nationwide. Gary and his wife, Beth, have five children and five grandchildren.

TEAM PHYSICIANS



The Mavericks team physicians are Dr. J.R. Zamarano (left) and Dr. T.O. Souryal.

SCOUTS



The Mavericks scouts are (from left) Dick Baker, Ray Dieringer, Kevin Stacom, Alvydas Pazdrzdus and Luca Deste.

BUDDY PITTMAN // SENIOR VICE PRESIDENT OF HUMAN RESOURCES



In his 14th season as senior vice president of human resources, Buddy Pittman has been instrumental in developing and implementing improved benefit plans for all Mavericks employees, which are among the most competitive in the professional sports industry. In that same period, he has overseen a 40 percent growth in staffing, provided equitable compensation practices and overseen the development and administration of company policies and procedures.

Pittman joined the Mavericks organization as vice president of human resources in August 1998, after serving as regional director of human resources since 1980 in the Dallas offices of Moore Corp., Ltd., the world's largest manufacturer of custom business forms and systems. During that time he concurrently had stints supervising dealer sales, customer support, product development and marketing.

He graduated from North Texas in 1968, where he lettered in basketball, with a BBA and earned an MBA from UNT in 1971.

Pittman is a permanently licensed peace officer and served as a reserve deputy sheriff in Denton County from 1984 to 1988. He also served as chairman of the Planning and Zoning Commission in Argyle, Texas, for three years. Pittman, who is active in the community, teaches an adult Sunday school class and attends North Fort Worth Baptist Church.

Born June 10, 1942, in Ector, Texas, Pittman has a son, Jason (10/2/72), a daughter, Robin (11/13/75), a son, Chase (1/18/99) and a granddaughter, Shaye (6/8/06). He and his wife, Carolyn, reside in Trophy Club. Pittman enjoys golf, coaching youth sports, and family activities and vacations at their Colorado retreat as his favorite activities.

STEVE LETSON // VICE PRESIDENT OF OPERATIONS & ARENA DEVELOPMENT



Steve Letson is in his 28th season with the Mavericks and serves as the primary team representative in all areas for the development of the American Airlines Center. Letson is responsible for all game night and behind-the-scenes operations.

Letson joined the Mavericks in 1984-85 as the club's ticket manager. That season began a run of eight straight in which the Mavericks sold at least 12,500 season tickets, including a six-year run (1985-91) when Dallas reached its self-imposed limit of 14,000 season tickets. From 1984-85 through 1990-91, the Mavericks played to 98 percent of Reunion Arena's 17,007 capacity.

Letson was promoted to director of operations in 1987 and served in the dual role of director of operations and marketing in 1992-93 before being promoted to vice president of operations in 1996. Prior to joining the Mavericks, Letson worked in the athletic department at SMU from 1982 to 1984. From 1979 to 1982, Letson served as the assistant baseball coach at Kent State, where he also earned his master's degree in sports administration.

Born March 7, 1956, in Phoenix, Letson earned an education degree at Texas Wesleyan College, where he was also an outfielder on the baseball team.

He and his wife, Vicky, reside in Dallas. Letson's hobbies include maintaining physical fitness, golfing, listening to the music of Tom Petty and the Heartbreakers and reading Robert Parker's series of Spenser detective novels.

GEORGE KILLEBREW // SENIOR VICE PRESIDENT OF CORPORATE SPONSORSHIP



George Killebrew enters his 20th season with the Mavericks and seventh as senior vice president of corporate sponsorship. He originally joined the organization in 1991 to head up all sales and marketing for the then-Mavericks-owned Dallas Sidekicks soccer team.

He eventually became an account executive in the Mavericks sponsorship group, then the manager of the department, the director, the vice president and now the senior vice president.

Each season under his tenure, sponsorship revenue has increased over the previous year, with the 2007-08 campaign breaking all previous records.

Killebrew represented the Mavericks in all sponsorship negotiations for American Airlines Center, starting with the naming rights agreement with American Airlines and moving on to the Flagship Partner program, a program designed to include elements from the Mavericks, the Stars and the new Center, all packaged together into one agreement.

Prior to coming to the Mavericks and Sidekicks, Killebrew was a sports marketing manager for Professional Sports Publications and Leaflet Communications and served as the associate executive director of The Mustang Club in the SMU Athletic Department.

Killebrew was born and raised in Honolulu and is a 1985 graduate of SMU with a bachelor's degree in business administration. He serves on the Board of Directors of the PriceWaterhouseCoopers SMU Athletic Forum. He also serves on the advisory board for the Sports and Entertainment MBA program at the University of Dallas, is on the Board of Directors for the Sports Sponsorship and Sales (S3) program at Baylor University, is on the Board of Directors of Amegy Bank-Dallas and is on the Board of Directors of Goodwill Industries of Dallas.

A collector of sports cards and sports memorabilia, Killebrew enjoys running, golfing, horse racing and cooking. He and his wife, Anne, live in Dallas with their sons, Nash (6/8/01) and Will (5/3/05).

PAUL MONROE // VICE PRESIDENT OF MARKETING & COMMUNICATIONS



Paul Monroe is in his fourth year as the organization's vice president of marketing and communications. He oversees all of the marketing, advertising, game presentation, community and public relations for the club.

Monroe joined the Mavericks in July 2005 after eight years at Feld Entertainment, Inc., the producers of Ringling Bros. and Barnum & Bailey Circus and Disney On Ice, as a Regional Marketing and Sales Director. At Feld Entertainment, he was responsible for all marketing campaigns and general sales activity throughout Texas and Oklahoma.

Born in Memphis, Tenn., and raised in Punta Gorda, Fla., Monroe received his bachelor's degree in finance from Florida State University and a master's in business administration from the University of Texas at Dallas. Monroe and his wife, Cheryl, reside in Plano with their two sons, Matthew (6/2/04) and Evan (12/28/06).



FLOYD JANNER // CHIEF FINANCIAL OFFICER



Floyd Jahner is in his 10th season as chief financial officer with the Mavericks

Jahner, a longtime Mavericks season ticket holder, came to the team in April 2001 from the advertising agency of MARC USA where he served in the same capacity since July 1998. Prior to that, he was the assistant director of policies and procedures at Ernst & Young, where he was responsible for the development of firm-wide internal accounting policies and procedures and the development of firm-wide best practices.

His experience also includes 10 years of real estate development and management accounting with Temple-Inland Properties Inc., and five years in public accounting.

Jahner graduated with honors from the University of Maryland in Baltimore, Md., in 1981 with a double major in accounting and business administration.

He and his wife, Deb, reside in Plano, with their children Jordan (10/11/86), Tyler (4/30/89) and Michael (6/21/91).

GEORGE PROKOS // SENIOR VICE PRESIDENT OF TICKET SALES & SERVICES



George Prokos is in his 12th season with the Mavericks after joining the organization in February 2000.

Prokos was originally hired to strengthen ticket sales and customer service and to generate new revenue. He was one of the key players to lead the transition of the team into American Airlines Center and has helped to redefine the sales and renewal process used by most teams today.

Under Prokos' leadership, the Mavericks have become one of the NBA's leaders in both consecutive sell-outs and overall attendance. The Mavericks consistently rate among the top teams in all of professional sports for overall customer service. Prokos joined the Mavericks after spending 15 years in sales and marketing management within the automotive aftermarket.


Prokos has experience in the development, packaging and marketing of new and unique products that have been instrumental in reshaping companies to compete in an ever-changing marketplace.

The Ann Arbor, Mich., native has spent the past 28 years in the DFW area. Having traveled extensively prior to joining the Mavericks, he is quick to point out just how progressive a city Dallas is and that it has become one of the greatest sports towns in America.

Prokos enjoys spending his free time with his son, Niko (12) and daughter, Emerson (10). He also enjoys coaching most of his kids' sports teams and exploring his artistically creative talents.



DALLAS MAVERICKS



STAY CONNECTED TO EVERYTHING MAVS! OFFICIAL STORE





STADIUM CAPACITY

From the team's own Boeing 757 and Boeing 767 to televisions and stereos in every locker, owner Mark Cuban has made sure the Dallas Mavericks are nothing but first class. The numerous upgrades Cuban has made since purchasing the team in Jan. 2000, include:

- Accommodations at five-star hotels on the road, such as the Four Seasons and the Ritz-Carlton
- Air travel, since 2001, on a team-owned Boeing 757 that has been configured to have everything an NBA player would want or need to enjoy the shortest or longest flight
- A Mavericks bench equipped with specially designed chairs that offer back support and extra padding
- Postgame buffets for both teams catered by some of the finest restaurants in Dallas
- Lockers equipped with flat-screen 13-inch television monitors, stereos, DVD players, CD players and PlayStations. The locker room was voted "Best in the NBA" by *Sports Illustrated*



"There was no question since Day One that I would stay here. I love it here, I love Dallas and I love the fans. I feel very comfortable here.

"I love playing basketball for the Dallas Mavericks. We have a great organization and great fans. I am very happy to play in Dallas."

DWIGHT HOWARD

- 2006-07 NBA Most Valuable Player
- 2011 NBA Finals Most Valuable Player
- First Team All-NBA in 2004-05, 2005-06, 2006-07, 2008-09
- Second Team All-NBA 2001-02, 2002-03, 2007-08, 2009-10, 2010-11
- Third Team All-NBA 2000-01 and 2003-04
- 10-time NBA All-Star (2002, 2003, 2004, 2005, 2006, 2007, 2008, 2009, 2010, 2011)

"I was excited to have the opportunity to come back to Dallas. When I did, I knew we had a great chance to win a title. I always wanted my career to conclude where it started."

- JASON KIDD

- Nine-time All-Star (1996, 1998, 2000, 2001, 2002, 2003, 2004, 2008, 2010)
- Ranks second on the NBA all-time list for career assists (11,578)
- Ranks third on the NBA all-time list for career steals (2,477)
- Member of gold medal-winning Team USA at the 2008 Summer Olympics (Beijing, China)






AMENITIES FACILITIES



Playing in a state-of-the-art arena means high-quality facilities for the players. These facilities have been the talk of the NBA. Media outlets from around the country, including *USA Today*, FOX Sports Net and ABC have done features on the Mavericks' facilities. Here is a look at some of the amenities the Mavericks locker room area has to offer.



Each locker includes flat-screen monitors, DVD players and stereo equipment. The white cabinets in the back conceal a large-screen television that the coaches and players use to review game film.



Right outside the locker room doors, players can find amenities for whatever their needs may be: a spacious weight room, a lounge complete with a large screen television and a pool table, a full-sized practice court with 24-hour access, hot and cold tubs along with a hydro-therapy pool and a training/rehabilitation center adapted to compensate for NBA-sized athletes.





THE HOME OF THE MAVERICKS

American Airlines Center is home to the Dallas Mavericks, the Dallas Stars and over 200 premier entertainment events annually. Consistently named one of the top ten arenas in the world in both Billboard and Pollstar, American Airlines Center has hosted over 2,100 sports and entertainment events since opening in July of 2001.

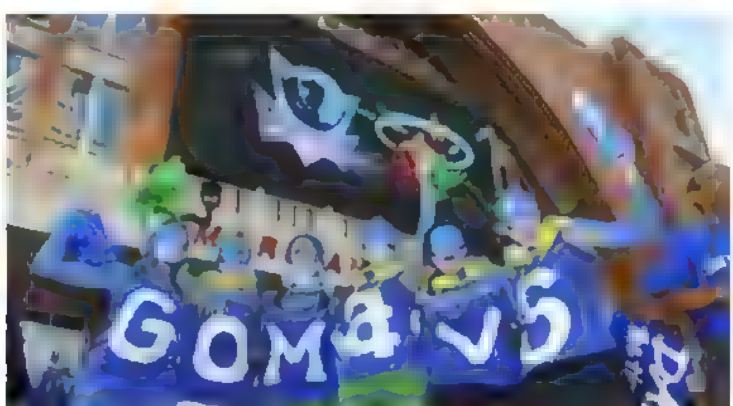
Originally home to an old city dump, a meat packing plant, and an old power plant, American Airlines Center and the surrounding 72-acre Victory Park development comprise the largest Environmental Protection Agency brownfield project in the United States. Anchoring Victory Park, American Airlines Center serves as a backdrop to Dallas's most vibrant urban gathering space.

American Airlines Center's sweeping signature arches, high-tech touches and fan-friendly atmosphere single it out as one of the nation's premier sports and entertainment venues. American Airlines Center's bow features a one-of-a-kind retractable seating system. This unique patented design reduces the conversion time required to change between hockey and basketball floor configurations. The quick conversion time makes it possible to easily host both basketball and hockey the same day, while offering great sightlines for every event.

For more information, please visit www.americanairlinescenter.com or contact Jenny Walker at jwalker@americanairlinescenter.com

AMERICAN AIRLINES CENTER HISTORY

The City of Dallas, the Dallas Mavericks and the Dallas Stars formed a private public partnership to construct American Airlines Center in downtown Dallas. As a result, the Mavericks and Stars committed to remain in Dallas for 30 years. American Airlines Center, the anchor of the Victory Park development, transformed an industrial site into what Ross Perot, Jr. calls a new "gateway" to downtown Dallas. The partnership between the City and the teams was announced on Oct. 3, 1997, with the Dallas City Council approving a Master Agreement on Dec. 10, 1997. A referendum by Dallas voters passed Jan. 17, 1998. Hillwood, chaired by Ross Perot, Jr., was the project's developer. American Airlines Center, Hillwood and the City of Dallas reached a fair-share agreement to include minority participation in the construction of the facility, and Hicks, Muse, Tate & Furst, Inc., served as financial advisor for the arena.





LOSE YOUR VOICE IN ANOTHER CITY.

The real action is on the court.

Let us take you there.

250 cities. 40 countries.

Official Airline of the Dallas Mavericks.



American Airlines

AA.com



AMERICAN AIRLINES

OFFICIAL AIRLINE OF THE DALLAS MAVERICKS

Whether you're following the Dallas Mavericks or any other NBA team, American Airlines and American Eagle can get you where you need to be. American proudly serves 250 cities in 50 countries with, on average, more than 3,600 daily flights. American flies to the hometown of every NBA team – from Portland to Miami – making it easy to catch the Mavericks anywhere their road schedule takes them. As the official airline of the Mavericks, we're proud to provide the team with its home, American Airlines Center®.



TRAVEL CONVENIENCE

American's award-winning website, AA.com®, provides users with easy access to check and book fares, plus personalized news, information and travel offers. When you log in as an American Airlines AAdvantage® member the site becomes even more personalized. Selecting particular preferences within your profile allows our system to generate content tailored to your interests.

American Airlines is a founding member of the oneworld® Alliance, which brings together some of the best and biggest names in the airline business, enabling them to offer their customers more services and benefits than any airline can provide on its own. Together, its members serve approximately 900 destinations with more than 9,000 daily flights to 145 countries and territories.

GUARANTEED LOWEST FARES

It's simple – when you book on AA.com, you get our lowest fares and price guarantees and earn AAdvantage Miles when you travel. For more information, visit AA.com/guarantee.

In addition, you can sign up for personalized emails offering information that matches your travel needs through our AAmailSM and Net SAAsaver e-newsletters. AAmail is a monthly update that's loaded with information about American's service, current promotions and exclusive offers, while weekly Net SAAsaver emails keep you up to date on great deals for last-minute travel. You can also sign up to receive an AAdvantage eSummarySM featuring your current AAdvantage mileage balance, along with other news, program information and special offers.

AA.COM IS MOBILE

Our collection of apps and other mobile products – including mobile AA.com, mobile boarding passes and mobile notifications – makes American accessible on more devices and through more channels than any other airline. American's suite of mobile offerings enables customers to create flight status notifications, check flight status and schedules, view personal flight details, check in for flights, access mobile boarding passes, monitor standby status, access AAdvantage accounts and enroll in the program, track AAdvantage elite status progress, view terminal maps, and much more – from any mobile platform or device. To see all the devices on which the American Airlines app is currently available, visit AA.com/app. More information about American's array of mobile products can be found at AA.com/mobile.

American Airlines, Inc. and American Eagle Airlines, Inc. are subsidiaries of AMR Corporation. American Airlines, American Eagle, AmericanConnection, AA.com, AAdvantage and American Airlines Center are trademarks of American Airlines, Inc.



American Airlines American Eagle

AA.com



DALLAS MAVERICKS PLAYERS



DOMINIQUE BAMBUIS	28
BRIAN CARDINAL	29
VINCE CARTER	30
BRENDAN HAYWOOD	33
DOMINIQUE JONES	36
JASON KIDD	38
IAN MARINNI	44
SHAWN MARION	46

DIRK NOWITZKI	50
LAMAR ODOM	56
JASON TERRY	59
DELONTE WEST	63
SEAN WILLIAMS	65
BRANDAN WRIGHT	67
MAVS ROSTER	88





REGULAR SEASON


DATE	OPPONENT	PTS	REB	AST	STL	BLK	MIN
12/15	MEM	15	2	1	0	0	17
12/16	MEM	15	2	1	0	0	17
12/17	MEM	15	2	1	0	0	17
12/18	MEM	15	2	1	0	0	17
12/19	MEM	15	2	1	0	0	17
12/20	MEM	15	2	1	0	0	17
12/21	MEM	15	2	1	0	0	17
12/22	MEM	15	2	1	0	0	17
12/23	MEM	15	2	1	0	0	17
12/24	MEM	15	2	1	0	0	17
12/25	MEM	15	2	1	0	0	17
12/26	MEM	15	2	1	0	0	17
12/27	MEM	15	2	1	0	0	17
12/28	MEM	15	2	1	0	0	17
12/29	MEM	15	2	1	0	0	17
12/30	MEM	15	2	1	0	0	17
12/31	MEM	15	2	1	0	0	17

PLAYOFFS

DATE	OPPONENT	PTS	REB	AST	STL	BLK	MIN
4/15	MEM	15	2	1	0	0	17
4/16	MEM	15	2	1	0	0	17
4/17	MEM	15	2	1	0	0	17
4/18	MEM	15	2	1	0	0	17
4/19	MEM	15	2	1	0	0	17
4/20	MEM	15	2	1	0	0	17
4/21	MEM	15	2	1	0	0	17
4/22	MEM	15	2	1	0	0	17
4/23	MEM	15	2	1	0	0	17
4/24	MEM	15	2	1	0	0	17
4/25	MEM	15	2	1	0	0	17
4/26	MEM	15	2	1	0	0	17
4/27	MEM	15	2	1	0	0	17
4/28	MEM	15	2	1	0	0	17
4/29	MEM	15	2	1	0	0	17
4/30	MEM	15	2	1	0	0	17

2010-2011

DATE	OPPONENT	PTS	REB	AST	STL	BLK	MIN
12/15	MEM	15	2	1	0	0	17
12/16	MEM	15	2	1	0	0	17
12/17	MEM	15	2	1	0	0	17
12/18	MEM	15	2	1	0	0	17
12/19	MEM	15	2	1	0	0	17
12/20	MEM	15	2	1	0	0	17
12/21	MEM	15	2	1	0	0	17
12/22	MEM	15	2	1	0	0	17
12/23	MEM	15	2	1	0	0	17
12/24	MEM	15	2	1	0	0	17
12/25	MEM	15	2	1	0	0	17
12/26	MEM	15	2	1	0	0	17
12/27	MEM	15	2	1	0	0	17
12/28	MEM	15	2	1	0	0	17
12/29	MEM	15	2	1	0	0	17
12/30	MEM	15	2	1	0	0	17
12/31	MEM	15	2	1	0	0	17



RODRIGUE³BEAUBOIS

POSITION
GUARD

HEIGHT / WEIGHT
6-2 / 182

DATE OF BIRTH
2/24/88

EXPERIENCE
2 YEARS PRO

FROM
PONTE-A-PITRE, GUADELOUPE



CAREER TRANSACTIONS

Selected by Oklahoma City in the first round (25th overall pick) of the 2009 NBA Draft...acquired with a second-round pick from Oklahoma City in exchange for B.J. Mullens (6/25/09) ...signed by Dallas (7/7/09)

PROFESSIONAL CAPSULE

Averages 7.5 points, 1.6 assists and 14.2 minutes per game in 84 career games (42 starts) with Dallas...scored a career-high 40 points to become just the third Maverick rookie to score 40+ points in a game at GS (3/27/10)...also set a rookie franchise mark by connecting on 9 3FGs at GS (3/27/10)

SEASON HIGHLIGHTS

2010-11: Averaged a career-high 8.4 points, 1.9 rebounds, 2.3 assists and 17.7 minutes in 28 games (26 starts) while shooting 42.2% (94-223 FGs) from the field, 30.1% (25-83 3FGs) from 3-point range and 76.7% (23-30 FTs) from the line... 10 games with 10+ points...in season debut vs. SAC (2/16/11), 13 points (6-13 FGs, 1-4 3FGs), 6 assists, 3 steals, 21 minutes...13 points (6-11 FGs, 1-3 3FGs), all in the 1st half, in 15 minutes vs. IND (3/4/11)...15 points (5-8 FGs, 2-3 3FGs, 3-5 FTs), all in the 1st half, to go with 2 steals, 15 minutes vs. MEM (3/6/11)...14 points (5-11 FGs, 2-4 3FGs, 2-2 FTs), 6 assists, 21 minutes vs. NY (3/10/11)...16 points (6-8 FGs, 4-6 3FGs) in 22 minutes at POR (3/15/11)...season-high-tying 18 points (7-11 FGs, 1-4 3FGs, 3-3 FTs), 4 assists, 4 steals, 37 minutes at GS (3/16/11)...15 points (5-11 FGs, 1-4 3FGs, 4-5 FTs), 4 rebounds, 4 assists, 2 steals, 27 minutes vs. GS (3/20/11)...season-high-tying 18 points (6-12 FGs, 2-4 3FGs, 4-4 FTs), 4 assists, 25 minutes at PDR (4/3/11) spent the first 54 games on the inactive list due to a fractured left foot (vs. CHA 10/27/10-at HOU 2/13/11) **2009-10:** Averaged 7.1 points, 1.4 rebounds, 1.3 assists and 12.5 minutes in 56 games (16 starts) ...shot 51.8% (155-299 FGs) from the field, 40.9% (45-110 3FGs) from 3-point range and 80.8% (42-52 FTs) from the line...in 14 games (2 starts) in March, averaged 13.4 points (563 FG, 460 3FG, 778 FT), 2.1 rebounds, 1.7 assists and 18.6 minutes...15 games with 10+ points, 3 games with 20+ points...made NBA regular season debut at LAL (10/30/09) and played 3 minutes...14 points (6-6 FGs, 2-2 FTs), 1 rebound, 4 assists, 2 steals, 19 minutes at DET (11/15/09)...12 points (5-9 FGs, 1-2 3FGs, 1-2 FTs), 2 rebounds, 1 assist, 1 steal, 1 block, 24 minutes at MIL (11/16/09)...13 points (5-8 FGs, 3-6 3FGs), 6 rebounds, season-high 5 assists, season-high 3 steals, 24 minutes at NY (1/24/10)...17 points (6-9 FGs, 3-5 3FGs, 2-3 FTs), 2 rebounds, 4 assists, 1 block, 29 minutes vs. MIN (3/3/10)...22 points (9-14 FGs, 3-6 3FGs, 1-1 FTs), 2 rebounds, 1 assist, 1 steal, 24 minutes vs. SAC (3/5/10)...became first DAL rookie since 2006-07 (Maurice Ager, 20 at GS, 4/17/07) to score 20 points in a game...24 points (10-17 FGs, 1-6 3FGs, 3-3 FTs), 5 rebounds, 5 assists, 1 steal, 1 block in 35 minutes at CHI (3/6/10)...in CHI game, scored 18 3rd quarter points (7-8 FGs, 1-2 3FGs, 3-3 FTs) in 12 minutes...16 points (6-12 FGs, 1-3 3FGs, 3-3 FTs), 1 rebound, 3 assists, 26 minutes vs. NJ (3/10/10)...career-high 40 points (career-highs 15-22 FGs, career-highs 9-11 3FGs, 1-1 FTs), career-high 8 rebounds, 3 assists, career-high 3 blocks in 30 minutes at GS (3/27/10)...scored 26 of 40 points in 1st half and set franchise record for 3FGs by a rookie (9) ...became 3rd rookie in franchise history to score 40 points in a game (also Mark Aguirre,

PLAYERS



Jay Vincent) .11 points (5-8 FGs, 1-1 FTs), 6 rebounds, 5 assists, 2 steals, 18 minutes in start at LAC (4/12/10) recorded 26 DNP-CDs

PLAYOFF CAPSULE

2011: Recorded 3 DNP-CDs and spent 18 games on the inactive list (5 with a sprained left foot, 13 DNP-CDs) **2010:** In 4 first-round games vs. SA, averaged 5.3 points, 1.5 rebounds, 1.0 assists and 7.8 minutes while shooting 47.4% (9-19 FGs) from the field, 33.3% (2-6 3FGs) from 3-point range and 33.3% (1-3 FTs) from the line...made playoff career debut in Game 3 at SA (4/34/10) and recorded 2 points, 1 rebound and 2 assists in 5 minutes...16 points (7-13 FGs, 1-3 3FGs, 1-3 FTs), 5 rebounds, 1 assist and 21 minutes in Game 6 at SA (4/29/10)

INTERNATIONAL CAPSULE

Played three professional seasons for Cholet (France) after making his debut in 2006-07 participated in France's senior and junior national team program in Istanbul, Turkey, but did not compete due to a fractured left foot suffered in training camp **2008-09:** Averaged 10.0 points, 2.5 rebounds, 2.3 assists and 1.1 steals in 22.3 minutes per game over his first 29 appearances in French Pro A...career-high 31 points, 8 assists, 5 steals vs. Roanne...20 points (9-10 FGs) vs. Vichy, also adding 6 rebounds, 3 assists and 3 steals... 20 points, 4 rebounds, 4 assists vs. Besancon...in FIBA EuroChallenge competition, averaged 9.9 points, 2.8 rebounds, 2.1 assists and 1.2 steals in 20.6 minutes over 19 games...24 points and 5 assists vs. BC Kyiv...18 points in each of 3 consecutive contests vs. Belgacom Liege, Eiffel Towers and BC Kyiv...16 points, 9 rebounds, 8 assists, 3 steals and 1 block vs. Benetton Olympic **2007-08:** In his first season of extensive action, averaged 5.5 points, 1.8 rebounds and 1.4 assists in 15.1 minutes a contest in the French Pro A League...scored in double figures 5 times, recording a high of 15 points vs. Lyon-Villeurbanne averaged 4.7 points, 1.0 rebounds and 1.0 assists in 18.7 minutes a contest in 3 FIBA EuroCup games...missed the first few weeks of the season due to a fractured bone in left hand **2006-07:** Appeared in 4 French Pro A League games, but did not score...Spent the majority of the season with the Cholet Espoirs (junior) team, averaging 13.2 points, 4.0 rebounds and 3.4 assists. **2005-06:** With the Cholet Espoirs (junior) team, averaged 10.8 points, 2.1 rebounds and 2.3 assists in 18.1 minutes a contest

PERSONAL CAPSULE

Born Feb. 24, 1988 in Pointe-a-Pitre, Guadeloupe...was discovered by NBA player Mickael Pietrus at an open basketball camp in Guadeloupe...originally an early entry candidate for the 2007 and 2008 NBA Draft before withdrawing his name from consideration.



REGULAR SEASON STATISTICS

YEAR	TEAM	GP	GS	MIN	AVG	FG	FGA	PCT	3FG	3FGA	PCT	FT	FTA	PCT	REBOUNDS		TRB	AVG	AST	PF	STL	TD	BLK	PTS	AVG
															OFF	DEF									
2008-09	DAL	56	6	7:10	1.5	56	269	5.1%	45	116	44%	42	52	100%	2	66	78	4	74	84	29	54	2	187	7
2011-12	DAL	28	26	4:06	17.7	94	222	42.2%	16	8	20%	23	40	76.7%	7	55	62	9	64	76	20	47	8	236	8.4
TOTAL		84	42	1:56	14.2	249	522	47.7%	70	93	36.3%	65	82	79.3%	19	11	140	5	138	160	49	61	20	633	7.6


PLAYOFF STATISTICS

YEAR	TEAM	GP	GS	MIN	AVG	FG	FGA	PCT	3FG	3FGA	PCT	FT	FTA	PCT	REBOUNDS		TRB	AVG	AST	PF	STL	TD	BLK	PTS	AVG
															OFF	DEF									
2009-10	DAL	4	0	3	7.8	9	9	47.4%	2	6	33.3%	1	3	33.3%	2	4	6	1.5	4	5	0	3	0	2	5.3
TOTAL		4	0	3	7.8	9	9	47.4%	2	6	33.3%	1	3	33.3%	2	4	6	1.5	4	5	0	3	0	2	5.3



REGULAR SEASON	PLAYOFFS	2010-2011
PTS	PTS	PTS
REB	REB	REB
AST	AST	AST
STL	STL	STL
BLK	BLK	BLK
MIN	MIN	MIN
FG%	FG%	FG%
3FG%	3FG%	3FG%
FT%	FT%	FT%
PER	PER	PER

BRIAN 35 CARDINAL




POSITION
FORWARD

HEIGHT / WEIGHT
6-8 / 240

DATE OF BIRTH
5/02/77

EXPERIENCE
11 YEARS PRO

FROM
PURDUE



CAREER TRANSACTIONS

Selected by Detroit in the second round (44th overall pick) of the 2000 NBA Draft...re-signed by Detroit (9/10/01)...traded to Washington along with Jerry Stackhouse and Ratko Varda in exchange for Richard Hamilton, Hubert Davis and Bobby Simmons (9/11/02)...signed by Golden State (10/1/03)...signed by Memphis (7/14/04)...traded to Minnesota along with Jason Collins, Mike Miller and the draft rights to Kevin Love in exchange for Greg Buckner, Marko Jaric, Antoine Walker and the draft rights to O.J. Mayo (6/26/08)...traded to New York for Darko Milicic and cash considerations (2/17/10)...waived by New York (2/19/10)...re-signed with Minnesota (3/23/10)...signed as a free agent by Dallas (9/27/10)...re-signed with Dallas (12/12/11)

PROFESSIONAL CAPSULE

Holds career averages of 5.0 points, 2.9 rebounds, 1.3 assists, 0.8 steals and 15.0 minutes in 412 games (37 starts) with Detroit, Washington, Golden State, Memphis, Minnesota and Dallas.

SEASON HIGHLIGHTS

2010-11: Averaged 2.6 points, 1.1 rebounds and 10.8 minutes in 56 games (4 starts), while shooting 43.0% (43-100 FGs) from the field, a career-high 48.3% (42-87 3FGs) from 3-point range and 94.4% (17-18 FTs) from the line...5 points (2-6 FGs, 1-4 3FGs) in 20 minutes at MEM (11/10/10)...5 points (1-2 FGs, 1-2 3FGs, 2-2 FTs) in 23 minutes vs. PHI (11/12/10)...6 points (2-6 FGs, 2-5 3FGs) in 17 minutes vs. NO (11/15/10)...6 points (2-3 FGs, 2-2 3FGs), 19 minutes vs. MIN (12/1/10)...8 points (2-4 FGs, 2-4 3FGs, 2-2 FTs), season-high 7 rebounds, 21 minutes vs. TOR (12/28/10)...in 1st start of season, 9 points (3-5 FGs, 3-3 3FGs) in 29 minutes vs. SA (12/30/10)...7 points (1-6 FGs, 1-5 3FGs, 4-4 FTs), 5 rebounds, 3 assists, 2 steals in season-high 34 minutes at MIL (1/1/11)...9 points (3-5 FGs, 3-4 3FGs) in 19 minutes vs. ORL (1/8/11)...9 points (3-8 FGs, 3-8 3FGs) in 31 minutes vs. WAS (1/31/11)...season-highs of 12 points (4-8 FGs, 4-8 3FGs) and 3 steals in 17 minutes at MIN (3/7/11)...6 points (2-2 FGs, 2-2 3FGs) in 7 minutes at LAC (3/30/11)...recorded 25 DNP CDs NWT vs UTA (12/11/10) and at OKC (12/27/10) due to an illness **2009-10:** Appeared in 29 games with MIN and averaged 1.7 points, 1.0 rebounds and 9.2 minutes...shot 38.9% (14-36 FGs) from the field and 94.4% (17-18 FTs) from the line...logged a season-high 20 minutes vs. NJ (10/28/09)...season-high 9 points vs. PHI (1/18/10)...led MIN with 3 assists to go with a season-high 4 rebounds at NO (4/1/10) **2008-09:** Played in 64 games (4 starts), his most since appearing in 76 for GS in 2003-04...averaged 3.0 points, 2.2 rebounds and 14.2 minutes...shot 38.5% from the field and 85.7% from the line...shot 32.6% (30-92 3FGs) from 3-point range, including 21-50 (420) 3FGs his last 19 games...led MIN with a season-high 10 rebounds at MIA (2/18/09), the only time he led MIN in his 7th career double-figure rebounding performance...played 300th career NBA game at MIA (2/18/09)...season-high 11 points vs MEM (3/11/09)...career-high 3 blocks vs. NY (3/13/09)...season-high 5 assists vs. CHA (3/14/10)...surpassed the 5,000-minute mark at NO (3/18/09)...season-highs of 41 minutes and 3 steals at DAL (4/13/09), the first time he's played 40+ minutes since 3/2005 **2007-08:** Averaged 3.4 points, 2.6 rebounds and 11.9 minutes in 37 games (1 start)...2 games with 10+ points...season



high 12 points at DEN (3/12/08) season-best 8 rebounds in 18 minutes at GS (3/15/08) ..missed game vs. HOU with a right knee contusion (11/13/08) recorded 23 DNP-CDs and spent 22 games on the inactive list. **2006-07:** In 28 games (1 start), averaged 4.5 points, 2.1 rebounds, 1.1 assists, 0.8 steals and 11.2 minutes...shot 49.4% (42 85 FGs) from the field, 40.9% (18 44 3FGs) from 3-point range and 92.6% (25-27 FTs) from the line...10+ points 4 times...shot 4-6 3FGs and had a season-high 4 steals at CLE (11/21/06) ..season-best 13 points vs. MIN (1/12/07)...led MIN in steals 4 times...underwent arthroscopic surgery on his left knee and missed the remainder of the season (2/27/07). **2005-06:** Missed the first 20 games of the season due to left knee rehabilitation following offseason surgery played in 36 games ..2 games with 10+ points ..1 double-double led the team in steals 5 times. 12 points at MIL (2/4/06)...season-highs of 18 points, 11 rebounds, 7 assists and 35 minutes at MIN (4/19/06) missed 8 games with a sore right knee. **2004-05:** Averaged 9.0 points, 3.9 rebounds, 2.0 assists, 1.5 steals and 24.7 minutes in 58 games (16 starts) in his first season with MEM... 3 games with 20+ points...24 games with 10+ points led MEM in scoring 3 times, rebounding 3 times, assists 5 times, blocks 4 times and steals 17 times. finished 5th in the NBA in steals per turnover ratio (1.06) and 11th in the NBA in FT% (.873)... registered 100th steal of his career vs. ATL (1/29/05). 10-10 FTs at BOS (2/16/05) ..season-high 28 points (10-20 FGs) vs. DEN (2/25/05) ..season-high 9 rebounds and 5 assists vs. TOR (3/4/05)...8 rebounds at NO (3/16/05) gave him 500 for his career... scored in double figures in 12 consecutive games (2/16-3/16/05), averaging 15.7 points in that span... averaged 13.0 points and shot 90.5% from the line in the month of February... placed on the injured list with a sprained right ankle (11/3/04) and (1/3/05) with a mild AC joint sprain in his right shoulder. **2003-04:** Appeared in 76 games (11 starts) and averaged 9.6 points, 4.2 rebounds, 1.4 assists in 21.5 minutes...ranked 6th in the NBA in FT% (.878) and 3rd in 3FG% (.444)... averaged 15.6 points, 7.0 rebounds, 2.3 assists and 34.6 minutes in 11 starts (45.3% FG, 51.9% 3FG and 84.9% FT)...4 double-doubles...7 20+ point efforts...10+ points 35 times...5 games with 10+ rebounds...made 25 consecutive free throws (11/29-12/12/03) ..1st career back-to-back games with 20+ points when he recorded a career-high 32 points vs. PHO (2/10/04) and 20 points at SEA (2/11/04) ..recorded 4 DNP-CDs and missed 2 games with the flu (1/15-1/16/04). **2002-03:** Played in 5 games with WAS, averaging 0.8 points, 0.2 rebounds, 1.0 assists and 3.0 minutes. **2001-02:** Played in 8 games with DET, averaging 2.1 points, 0.8 rebounds, 0.3 assists and 5.4 minutes. **2000-01:** Averaged 2.1 points, 1.5 rebounds, 0.2 assists and 8.4 minutes in 15 games with DET.

PLAYOFF CAPSULE

Has appeared in 16 career playoff games with MEM and DAL, averaging 2.4 points, 1.2 rebounds and 8.6 minutes. **2011:** Averaged 1.1 points and 4.1

minutes in 9 playoff games ...3 points (1-1 FGs, 1-1 3FGs), 1 rebound, 1 assist, 5 minutes in Game 4 vs. LAL (5/8/11)... 4 points (1-1 FGs, 1-1 3FGs, 1-2 FTs) in 10 minutes in Game 5 vs. MIA (6/9/11)...3 points (1-1 FGs, 1-1 3FGs) in a playoff-high 12 minutes in Game 6 at MIA (6/12/11). **2006:** Saw action in 3 playoff games against DAL in 2006 and hit his first career postseason 3-pointer. **2005:** Averaged 6.5 points and 3.0 rebounds in the 4 game playoff series against PHO in 2005...playoff career-highs of 13 points, 6 rebounds and 3 steals in Game 2.

CAREER CAPSULE

Played 4 seasons at Purdue, averaging 12.0 points and 5.7 rebounds in 132 games... ended career as Purdue's all-time leader in steals (259), games started (125) and co-leader in games played (132) .. also ranked fifth in school history in 3-point field goals made (130) and rebounds (737).

PERSONAL CAPSULE

Nicknamed "The Custodian" during his rookie season for his willingness to do the "dirty work" and for the way he cleans the floors by diving for loose balls...married to Danielle...has three children, Bryson, Emery and Delanie ..along with his wife, he annually co-hosts the Staxtacular event for two straight seasons, a fundraiser to benefit the Stax Music Academy during the 2006-07 season, participated in the Grizzlies Holiday Toy Drive, Martin Luther King, Jr Day Brunch, the Memphis Grizzlies House Golf Classic and the Grizzlies MVP Party...participated in the Grizzlies Tickets for Kids program .. was active in Warriors community programs while with Golden State, helping serve food during the Warriors Thanksgiving Holiday Caravan at Patrick David's in Danville, distributing Christmas gifts to children during Warriors Holiday Outreach at Salvation Army in Oakland, participating in Warriors "Kids Day" Celebration and taking part in the Warriors "Read to Achieve" event at San Leandro Library...his father Rod was the head basketball trainer at the University of Illinois for almost 30 years...was a ballboy for the 1989 Illinois team that advanced to the NCAA Final Four.

REGULAR SEASON STATISTICS

YEAR	TEAM	GP	GS	MIN	AVG	FG	FGA	PCT	3FG	3FGA	PCT	FT	FTA	PCT	REBOUNDS		TOT	AVG	AST	PF	STL	TO	BLK	PTS	AVG
															OFF	DEF									
2000-01	DET	16	0	124	8.3	10	31	.323	0	0	.000	11	18	.611	8	5	23	1.5	3	27	7	9	2	31	2.1
2001-02	DET	8	0	47	5	6	7	.430	1	1	.176	7	2	.444	7	4	6	1.8	5	5	1	0	0	4	0.8
2002-03	WAS	6	0	14	2.0	1	4	.250	0	1	.000	2	2	1.000	3	2	5	1.0	0	0	1	0	4	0.8	
2003-04	GS	78	11	1634	21.5	220	405	.472	95	124	.444	230	18	.674	63	167	225	3.9	4	172	88	83	9	522	9.0
2004-05	MEM	68	10	1432	24.7	180	432	.370	44	125	.352	160	16	.673	63	162	224	6.3	4	172	23	27	0	524	9.4
2005-06	MEM	16	1	401	11.4	46	111	.414	11	29	.418	158	2	.273	63	162	224	6.3	4	172	23	27	0	524	9.4
2006-07	MEM	28	1	312	11.1	42	95	.464	10	44	.409	25	27	.326	13	46	68	2.1	31	42	22	23	1	127	4.5
2007-08	MEM	37	1	430	11.1	43	126	.341	25	81	.300	13	19	.384	38	70	88	2.6	22	62	18	23	2	124	3.4
2008-09	MIN	64	4	900	14.2	65	169	.385	30	92	.326	30	36	.357	30	103	142	2.2	70	136	37	48	13	180	3.0
2009-10	MIN	29	0	287	9.2	14	36	.389	3	9	.333	17	18	.544	7	22	29	1.8	24	58	9	3	48	1.7	
2010-11	DAL	56	4	886	10.8	43	180	.330	42	87	.483	17	18	.544	18	48	59	1.1	48	82	24	17	7	146	2.6
TOTAL		412	27	8178	16.0	360	1573	.413	233	584	.386	671	772	.669	347	852	1,186	2.9	530	809	287	322	67	2085	5.0

PLAYOFF STATISTICS

YEAR	TEAM	GP	GS	MIN	AVG	FG	FGA	PCT	3FG	3FGA	PCT	FT	FTA	PCT	REBOUNDS		TOT	AVG	AST	PF	STL	TO	BLK	PTS	AVG
															OFF	DEF									
2004-05	MEM	4	0	78	19.5	9	29	.310	0	4	.000	3	11	.727	2	10	12	3.0	2	11	3	1	0	26	6.5
2005-06	MEM	2	0	70	7.0	7	7	.500	0	0	.000	1	3	1.000	1	3	4	1.3	1	2	1	0	0	3	1.0
2010-11	DAL	9	0	36	4.0	3	4	.750	3	4	.750	1	2	.500	0	3	3	0.3	2	8	5	3	0	10	1.1
TOTAL		16	0	186	8.4	13	29	.440	4	10	.400	3	13	.632	3	10	19	1.2	5	21	6	4	0	39	2.4



REGULAR SEASON


PTS	100
REB	100
AST	100
STL	100
BLK	100
MIN	100
FG%	100
3FG%	100
FT%	100
PER	100

PLAYOFFS

PTS	100
REB	100
AST	100
STL	100
BLK	100
MIN	100
FG%	100
3FG%	100
FT%	100
PER	100

2010-2011

PTS	100
REB	100
AST	100
STL	100
BLK	100
MIN	100
FG%	100
3FG%	100
FT%	100
PER	100



VINCE 25 CARTER

POSITION
GUARD

HEIGHT / WEIGHT
6-6 / 220

DATE OF BIRTH
1/26/77

EXPERIENCE
13 YEARS PRO

FROM
NORTH CAROLINA



CAREER TRANSACTIONS

Selected by Golden State in the first round (fifth overall pick) of the 1998 NBA Draft. .draft rights traded to Toronto along with cash for the draft rights to Antawn Jamison (6/24/98) .traded to New Jersey in exchange for Alonzo Mourning, Aaron Williams, Eric Williams and two first round draft picks (12/17/04). .traded to Orlando along with Ryan Anderson in exchange for Rafer Alston, Tony Battie and Courtney Lee (6/25/09)...traded to Phoenix in a six-player deal (12/18/10)...waived by Phoenix (12/9/11)...signed by Dallas (12/12/11).

PROFESSIONAL CAPSULE

Holds career averages of 22.2 points, 5.2 rebounds, 4.0 ass sts, 1.2 steals and 38.4 minutes in 925 games (907 starts)...eight-time NBA All-Star (2000-07), voted a starter seven times and was the league's leading vote-getter four times...named to the All-NBA Second Team in 2000-01 and to the All-NBA Third Team in 2001-02...helped the USA capture the Gold Medal at the 2000 Olympic Games in Sydney, Australia...became the 37th player in NBA history to reach the 20,000 career points mark at NY (1/17/11)...has five career triple-doubles...averaged at least 20 points for 10 consecutive seasons (1999-2000 to 2008-09)... earned NBA's Eastern Conference Player of the Month honors three times (Dec., 2005, Feb., 2005 and April 2007) and NBA's Eastern Conference Player of the Week 11 times . named NBA Rookie of the Year in 1998-99.. won the Slam Dunk contest at All-Star Weekend in 2000 .still stands as Toronto's all-time leader in points (9,420), field goals (3,541) and field goal attempts (7,944)

SEASON HIGHLIGHTS

2010-11: Averaged 14.0 points, 3.8 rebounds, 2.0 ass sts and 28.1 minutes in 73 games (63 starts) with DRL and PHO...1 double-double...2 games with 30+ points...15 games with 20+ points...25 points (10-15 FGs, 2-5 3FGs, 3-4 FTs), 4 rebounds, 9 assists, 3 steals, 41 minutes at DET (12/3/10)... double-double with 29 points (11-20 FGs, 5-8 3FGs, 2-2 FTs), 12 rebounds, 4 assists, 39 minutes at NY (1/17/11)...season-high 33 points (11-21 FGs, 8-12 3FGs, 5-7 FTs), 6 rebounds, 3 assists, 34 minutes vs. OKC (2/4/11). .29 points (11-22 FGs, 6-12 3FGs, 1-3 FTs), 4 rebounds, 4 assists, 40 minutes at DKC (3/6/11)...32 points (13-17 FGs, 5-7 3FGs, 1-2 FTs), 6 rebounds, 3 assists, 39 minutes vs. HOU (3/8/11) .21 points (8-13 FGs, 5-9 3FGs), 4 rebounds, 3 assists, 2 steals, 35 minutes at NO (3/16/11). .28 points (11-19 FGs, 2-4 3FGs, 4-5 FTs), 5 rebounds, 29 minutes vs. DKC (3/30/11) **2009-10:** Averaged 16.6 po nts, 3.9 rebounds, 3.1 assists and 30.8 minutes in 75 games (74 starts)... shot 36.7% (119-324 3FGs) from 3-point range and 84.0% (257-306 FTs) from the FT line... ranked 27th in the NBA in FT%... led (or tied) the team in scoring 24 times, in rebounding 2 times and in assists 14 times. .1 double-double. .2 games with 30+ points.. 25 games with 20+ points 60 games with 10+ points.. recorded at least 1 steal 37 times, including a season best 4 steals vs. BOS (12/25/09).. talked his 1,000th career NBA steal at MEM (1/25/10). .double double with 17 points and season-high 10 rebounds vs. MIL (2/2/10)...season-high 48 points vs. NO (2/8/10).. became just the 5th player in Magic franchise history to score 48+ points...season-high 8 assists vs. SA

(3/17/10) ...moved into 42nd place on the NBA's all-time scoring list, passing Terry Cummings (19,460 points) at IND (4/12/10). **2003-09:** Averaged 20.8 points, 5.1 rebounds, 4.7 assists, 1.0 steals and team-high 36.8 minutes in 80 games (80 starts) with NJ...shot 38.5% (151 392 3FGs) from 3-point range and 81.7% (335 410 FTs) from the FT line...ranked 16th in the NBA in scoring, T-26th in minutes played and T-30th in assists...8 double-doubles...1 triple-double (15 points, 10 rebounds, 12 assists vs. MIL 2/3/09)...14 games with 30+ points...44 games with 20+ points...71 games with 10+ points...10+ assists 4 times, including a career-high 14 assists at MIL (1/9/09)...during game at TOR (11/21/08), sent the game into OT with a 3-pointer, then converted game-winning basket on a reverse, alley-oop dunk...hit game-winning, 33-foot, 3-pointer as time expired vs. ATL (1/2/09)...career-high-tying 6 steals vs. OKC (1/12/09)...season-best 41 points at LAC (3/15/09)...missed 2 games due to injury: at ORL (2/8/09) due to a sore right elbow and at NY (4/15/09) due to a sore right big toe **2007-08:** Appeared in 76 games (72 starts) with NJ, averaging 21.3 points, a career-high-tying 6.0 rebounds, 5.1 assists, 1.2 steals in 38.9 minutes...T-10th in the NBA in minutes played, ranked 17th in scoring, T-21st in assists and T-32nd in steals...1 of only 3 NBA players (Bryant, James) to average more than 20 points, 6 rebounds and 5 assists during the season...9 double-doubles...12 games with 30+ points...40 games with 20+ points...career-high 6 steals vs. GS (12/22/07)...scored 15,000th point of NBA career vs. TOR (11/2/07), making him the 3rd-fastest active player to reach that milestone (623 games)...missed 6 games due to injury (11/12-11/19/07 due to a sprained right ankle, 4/4/08 due to a sore right ankle)...underwent successful arthroscopic surgery on his right ankle on 4/23/08 to remove loose bodies and a bone spur, as well as a debridement of the ankle **2006-07:** Started all 82 games (only player for Nets to appear in all 82 games), averaging 25.2 points, a career-high 6.0 rebounds, 4.8 assists and 1.0 steals in 38.1 minutes...NBA All-Star...ranked 8th in the NBA in scoring, 17th in minutes played and T-28th in assists...broke his own franchise record with 2,070 points...named NBA Eastern Conference Player of the Month for April, 2007...also named NBA Eastern Conference Player of the Week (2/19-2/25/07)...13 double-doubles...1 triple-double...6 games with 40+ points...25 games with 30+ points...60 games with 20+ points...shot 9-20 3FGs vs. MEM (12/11/06), setting club records for both 3FGM and 3FGA in a game...also tied the mark for the 2nd-most 3FGA in NBA history. **2005-06:** Averaged 24.2 points, 5.8 rebounds, 4.3 assists, 1.2 steals and 36.8 minutes in 79 games (79 starts)...NBA All-Star...ranked 12th in the NBA in scoring, T-33rd in steals, T-34th in assists and T-35th in minutes played...set then-Nets franchise record with 1,911 points...8 double-doubles...1 triple-double...5 games with 40+ points, tying a Nets franchise record...16 games with 30+ points...tied a career-high and set a franchise record with 23 straight 20+ point games (2/27-4/12/06)...named NBA Eastern Conference Player of the Month for Dec., 2005...named Eastern Conference Player of the Week for the period ending 12/25/05...career-high-tying 51 points at MIA (12/23/05), including 23-24 FTs (both Nets records)...recorded 1 DNP-CD...spent 2 games on the inactive list: (1/23/05) due to a strained back and (1/27/06) with a back contusion. **2004-05:** Appeared in 77 games (76 starts) for both TOR and NJ, averaging 24.5 points, 5.2 rebounds, 4.2 assists and 1.4 steals in 36.7 minutes...NBA All-Star...finished 8th in the NBA in scoring, 17th in 3FG% (.406, 127-313 3FGs), 26th in steals, 33rd in minutes played and T-36th in assists...with TOR, averaged 15.9 points in 20 games...with NJ, averaged 27.5 points, 5.9 rebounds, and 4.7 assists in 59 games...named NBA Eastern Conference Player of the Month for Feb., 2005...became 26th fastest player in NBA history to reach 10,000 points vs. PHI (2/7/05) (426 career games)...5 games with 40+ points...24 games with 30+ points...named NBA Eastern Conference Player of the Week 2 times (periods ending 1/30/05 and 4/10/05). **2003-04:** Averaged 22.5 points, 4.8 rebounds, 4.8 assists, 1.2 steals and 38.2 minutes in 73 games (73 starts) with TOR...NBA All-Star (leading vote-getter)...ranked 7th in the NBA in scoring, T-17th in minutes played, 26th in assists and T-36th in steals...3 games with 40+ points...17 games with 30+ points...named NBA Eastern Conference Player of the Week 2 times (periods ending 12/7/03 and 3/21/03)...missed 9 games overall: 3 due to a right quadriceps strain (1/17-1/21/04) and 6 due to a left ankle sprain (2/20-2/29/04). **2002-03:** Averaged 20.6 points, 4.4 rebounds, 3.3 assists, 1.1 steals and 34.2 minutes in 43 games (42 starts) for TOR...NBA All-Star...voted a starter by the fans, then deferred his starting assignment to Michael Jordan during team warm-ups...passed Doug Christie (10,916) at CHI (2/26/03) to become TOR's all-time leader in minutes played...tied career-high with 6 steals at WAS (3/4/03)...also passed Christie (431) to become Raptors' all-time leader in 3FGs at DEN (3/11/03)...missed 39 games due to 3 separate stints on the injured list. **2001-02:** Averaged 24.7 points, 5.2 rebounds, 4.0 assists and 1.6 steals in 60 games (60 starts)...NBA All-Star (leading vote-getter, but did not

play due to injury)...ranked 7th in the NBA in scoring, 11th in minutes played and T-33rd in minutes played...14 games with 30+ points...named NBA Eastern Conference Player of the Week for the period ending 11/11/01...dished out 1000th career assist on vs. DAL (3/7/02)...missed the final 14 games of the season due to arthroscopic surgery on his left knee (3/26/02). **2000-01:** Averaged 27.6 points, 5.5 rebounds, 3.9 assists, 1.5 steals, 1.1 blocks and 39.7 minutes in 75 games (75 starts)...named to the All-NBA Second Team and NBA All-Star (leading vote-getter)...ranked 5th in the NBA in scoring, 16th in steals, 16th in minutes played, 17th in 3FG% (.408, 162-397 3FGs), T-38th in blocks and T-39th in FG% (.460, 762-1,656 FGs)...30 games with 30+ points...became Raptors' all-time leading scorer vs. NJ (3/2/01), passing Doug Christie (4,448)...named NBA Player of the Week for the period ending 3/4/01...missed 7 games (11/28-12/6/00, 1/27/01, 1/31/01) due to an injured left knee. **1999-2000:** Played and started in all 82 games with TOR, averaging 25.7 points, 5.8 rebounds, 3.9 assists, 1.3 steals and 1.2 blocks in 38.1 minutes...named to the All-NBA Third Team and NBA All-Star (leading vote-getter)...ranked 4th in the NBA in scoring, 17th in 3FG% (.403, 95-236 3FGs), 18th in minutes played, T-33rd in steals and 34th in blocks...set Raptors' single-season record with 2,107 points...finished 10th in voting for NBA Most Valuable Player...led all NBA players in scoring in Dec. (27.4 ppg.) and Feb. (29.8 ppg.)...won the Slam Dunk competition at NBA All-Star Weekend 25 games with 30+ points...62 games with 20+ points...named NBA Player of the Week twice for the periods ending 11/21/99 and 2/27/00...career-high 51 points vs. PHO (2/27/00)...hit 3 last-second shots during March: a 3FG at BOS (3/1/00), another 3FG at LAC (3/8/00) and a driving dunk vs. HOU (3/19/00). **1998-99:** Averaged 18.3 points, 5.7 rebounds, 3.0 assists, 1.5 blocks, 1.1 steals, 35.2 minutes in 50 games (49 starts)...named NBA Rookie of the Year...received 95.8% of the votes (113-118), the 3rd-largest margin of the decade (Duncan, O'Neal)...unanimous selection to the NBA All-Rookie First Team...ranked 16th in the NBA among all players in blocked shots (led all guards) and 21st in scoring...led all NBA rookies in scoring and blocks, while also ranked in rebounding (4th), assists (3rd), FG% (6th), 3FG% (9th), FT% (8th), steals (5th) and minutes played (T-2nd)...was the only rookie to lead his team in scoring...named NBA Player of the Week for the period ending 3/21/99...named NBA Rookie of the Month for March and April...3 games with 30+ points, the only Raptor to top the 30-point mark...scored 1st points in the history of the Air Canada Centre vs. MEM (2/21/99)

PLAYOFF CAPSULE

Holds averages of 23.3 points, 6.2 rebounds, 4.5 assists, 1.3 steals and 40.3 minutes in 56 career playoff games (56 starts). **2010:** Averaged 15.5 points, 4.2 rebounds, 2.3 assists and 34.3 minutes in 14 games. **2007:** Averaged 22.3 points, 6.8 rebounds, 5.3 assists and 40.6 minutes in 12 games. **2006:** Averaged a playoff career-high 29.6 points, 7.0 rebounds, 5.3 assists, 1.8 steals and 40.9 minutes in 11 games. **2005:** Averaged 26.8 points, 8.5 rebounds, 5.8 assists, 2.3 steals and 44.8 minutes in 4 playoff games. **2001:** Averaged 27.3 points, 6.5 rebounds, 4.7 assists, 1.7 steals, 1.7 blocks and 44.9 minutes in 12 postseason games. **2000:** Averaged 19.3 points, 6.0 rebounds, 6.3 assists, 1.3 blocks, 1.0 steals and 39.7 minutes in 3 games.

COLLEGE CAPSULE

Played in 103 career games during three seasons at the University of North Carolina and averaged 12.3 points, 4.5 rebounds and 1.9 assists...led the Tar Heels to the NCAA Final Four in both 1997 and 1998...as a junior (1997-98), named First Team All-ACC and Second Team All-America, after averaging 15.6 points and 5.1 rebounds in 38 outings...also led the ACC and was 18th in the nation with a 59.1% field goal percentage (224-379 FGs) as a sophomore (1996-97), named Third Team All-ACC, averaging 13.0 points and 4.5 rebounds



PERSONAL CAPSULE

Full name is Vincent Lamar Carter...has one daughter, Kai, born on June 1, 2005...cousin of Hawks player Tracy McGrady...named one of The Sporting News' "Good Guys in Sports" in 2004 for his off-court activities...received the NBA Community Assist Award in July 2005...on July 9, 2003, unveiled a new, pro-sized basketball court in Toronto's Dixon Park, funded by his foundation, which was valued at \$130,000...on Sep. 18, 2002, donated \$2.5 million to finance the building of a new gym at his alma mater, Mainland High School in Daytona Beach, Fla. (named Vince Carter Athletic Center)... established the Embassy of Hope Foundation to support causes for children in Florida and Ontario... launched vincecarter15.com in Feb. 2002...received his degree from UNC in African-American studies on May 20, 2001... played host to Vince Carter Celebrity All-Star Game at Air Canada Centre for four years, raising thousands of dollars for his foundation and drawing consecutive sell-outs of 19,800 - the largest crowds for an NBA sanctioned charity game... named a Goodwill Ambassador by Big Brothers/Big Sisters of America... was a drum major in his high school band and played saxophone and baritone... received a music scholarship to Bethune-Cookman College...selected to the 1995 USA Junior National Team, which played in the World Championships.

REGULAR SEASON STATISTICS

Table with columns: YEAR, TEAM, GP, GS, MIN, AVG, FG, FGA, PCT, 3FG, 3FGA, PCT, FT, FTA, PCT, REBOUNDS (OFF, DEF, TOT), AVG, AST, PF, STL, TO, BLK, PTS, AVG. Rows include seasons from 1998-99 to 2010-11 and a CAREER TOTAL row.

PLAYOFF STATISTICS

Table with columns: YEAR, TEAM, GP, GS, MIN, AVG, FG, FGA, PCT, 3FG, 3FGA, PCT, FT, FTA, PCT, REBOUNDS (OFF, DEF, TOT), AVG, AST, PF, STL, TO, BLK, PTS, AVG. Rows include seasons from 2000-01 to 2006-07 and a TOTAL row.

ALL-STAR STATISTICS

Table with columns: YEAR, TEAM, GP, GS, MIN, AVG, FG, FGA, PCT, 3FG, 3FGA, PCT, FT, FTA, PCT, REBOUNDS (OFF, DEF, TOT), AVG, AST, PF, STL, TO, BLK, PTS, AVG. Rows include seasons from 1999-00 to 2006-07 and a TOTAL row.



REGULAR SEASON

PLAYOFFS

2010-2011

BRENDAN 33 HAYWOOD



POSITION
CENTER

HEIGHT / WEIGHT
7-0 / 263

DATE OF BIRTH
11/27/79

EXPERIENCE
10 YEARS PRO

FROM
NORTH CAROLINA



CAREER TRANSACTIONS

Selected by Cleveland in the first round (20th overall pick) of the 2001 NBA Draft...draft rights traded to Orlando for Michael Doleac (6/27/01)...draft rights traded to Washington for Laron Profit and a first round draft pick (8/1/01)...signed contract extension with Washington (11/1/04)...traded along with Caron Butler, DeShawn Stevenson and cash considerations to Dallas in exchange for Josh Howard, Drew Gooden, Quinton Ross and James Singleton (2/13/10) . re-signed by Dallas (7/9/10)

PROFESSIONAL CAPSULE

Averages 7.4 points, 6.2 rebounds and 23.9 minutes in 679 career games (477 starts) with Washington and Dallas... left WAS as the team's longest-tenured player...became the third player in the last 20 seasons to record 20-rebound games with two teams in one season after coming down with 20 vs. IND (2/22/10) (also had 20 at CHI as a member of Wizards, 1/15/10) joining D. Mutombo (ATL, PHI, 2000-01) and O. Polynice (PHO, SAC, 1993-94)...best season came in 2007-08 with career-high averages of 10.6 points, 7.2 rebounds and 3.4 offensive rebounds in 27.9 minutes when shooting 73.5% FT...2 career games with 7 blocks, 1 of which tied a Verizon Center record for blocks in a game (vs. ATL, 12/19/01)...NBA Rookie of the Month (12/2001)

SEASON HIGHLIGHTS

2010-11: Averaged 4.4 points, 5.2 rebounds and 18.3 minutes in 72 games (8 starts) while shooting 57.4% (128-223 FGs) from the field...2 double-doubles...6 games with 10+ points . 9 games with 10+ rebounds...7 games with 3+ blocks...10 points (5-6 FGs), 6 rebounds (4 DR), 28 minutes at LAC (10/31/10)...6 points (2-5 FGs, 2-6 FTs), 17 rebounds (9 OR), 23 minutes vs PHI (11/12/10) . .7 points (3-7 FGs, 1-3 FTs), 10 rebounds, 21 minutes vs. MIN (12/1/10) .9 points (4-5 FGs), 3 blocks in 24 minutes at SAC (12/4/10) .9 points (4-6 FGs, 1-2 FTs), 8 rebounds in 18 minutes vs. NJ (12/9/10) . 6 points (2-3 FGs, 2-8 FTs), 10 rebounds (5 OR), 21 minutes vs. PHO (12/17/10) .5 points (2-3 FGs), 7 rebounds, 4 blocks in 22 minutes vs. ORL (1/8/11) . 10 points (2-2 FGs, 6-9 FTs), 5 rebounds, 19 minutes vs. ATL (1/29/11) . 1st double-double with 12 points (5-8 FGs, 2-5 FTs), 10 rebounds, 22 minutes vs. SAC (2/16/11)...2nd double-double with 12 points (4-7 FGs, 4-9 FTs), 10 rebounds, 26 minutes vs. UTA (2/23/11)...10 points (5-8 FGs), 5 rebounds (4 OR), 3 steals, 28 minutes vs. IND (3/4/11)...5 points (2-3 FGs, 1-2 FTs), 8 rebounds to go with season highs of 6 blocks and 39 minutes vs. MEM (3/6/11)...8 points (3-4 FGs, 2-3 FTs), 10 rebounds, 29 minutes at MIN (3/7/11)...12 points (5-9 FGs, 2-3 FTs), 8 rebounds, 2 blocks, 30 minutes vs. NY (3/10/11)...5 points (2-3 FGs, 1-4 FTs), 12 rebounds, 23 minutes at POR (4/3/11) . season-high 19 rebounds (8 OR) to go with 5 blocks in 32 minutes vs. DEN (4/6/11)...5 points (1-3 FGs, 3-6 FTs), 11 rebounds, 29 minutes vs. PHO (4/10/11) . recorded 6 DNP-CDs NWT (suspension) at SA (11/26/10) . DND (lower back stiffness) at POR (3/15/11) and at GS (3/16/11) . spent 1 game on the inactive list (CI) at HOU (4/11/11)
2009-10: Averaged 9.1 points, 9.3 rebounds, 2.1 blocks and 30.6 minutes while shooting 56.2% (276-491 FGs) from the field and 62.0% (152-245 FTs) from the line...in 49 games (48 starts) with WAS, averaged 9.8 points, 10.3 rebounds,



2.1 blocks and 32.9 minutes...in 28 games (19 starts) with DAL, averaged 8.1 points, 7.4 rebounds and 2.0 blocks in 26.5 minutes...among NBA leaders, ranked in rebounds per game (13th) and blocks per game (4th)...19 double-doubles (5 with DAL), 2 games with 20+ rebounds (1 with DAL), 15 games with 4+ blocks (5 with DAL)...9 points, 19 rebounds (11 DR), 4 blocks and 35 minutes at IND (11/6/09)...16 points (8-12 FGs), 17 rebounds (7 DR), 2 assists and 36 minutes at OKC (11/20/09)...18 points (6-6 FGs, 6-6 FTs), 15 rebounds (11 DR), 1 block and 34 minutes vs. ORL (1/8/10)...16 points (7-11 FGs, 2-6 FTs), 20 rebounds (11 DR), 2 blocks and 48 minutes at CHI (1/15/10)...13 points (6-11 FGs, 1-2 FTs), 18 rebounds (8 OR), 2 blocks and 37 minutes vs. DAL (1/20/10)...made Mavericks debut at OKC (2/16/10) and recorded 7 points, 6 rebounds and 1 block in 15 minutes off the bench...in 1st start, recorded 10 points (5-7 FGs), 9 rebounds (5 OR), 2 assists and 5 blocks in 34 minutes vs. PHO (2/17/10)...14th double double (1st in DAL) with 11 points (5-10 FGs, 1-2 FTs),

11 rebounds (5 OR), 4 assists and 1 block in 39 minutes vs. MIA (2/20/10)...13 points (3-6 FGs, 7-12 FTs), career-high-tying 20 rebounds (career-high 18 DR), 3 blocks, 33 minutes vs. IND (2/22/10)...11 points (4-6 FGs, 3-4 FTs), 9 rebounds, 2 assists, 1 steal, 5 blocks, 39 minutes vs. LAL (2/24/10)...16th double-double with 11 points (5-6 FGs, 1-2 FTs), 11 rebounds (5 OR), 4 assists, 1 steal, 3 blocks, 43 minutes at ATL (2/26/10)...12 points (4-6 FGs, 4-5 FTs), 9 rebounds, 2 steals, 2 blocks, 33 minutes vs. NO (2/28/10)...DND (lower back tightness) at CHI (3/6/10)...18th double-double with 11 points (4-6 FGs, 3-5 FTs), 10 rebounds, 1 assist, 2 blocks vs. NJ (3/10/10)...19th double-double with 12 points (4-5 FGs, 4-5 FTs), 10 rebounds, 1 assist, 1 steal, 4 blocks, 30 minutes vs. LAC (3/23/10)...11 points (4-5 FGs, 3-4 FTs), 7 rebounds, 1 assist, 24 minutes vs. MEM (4/7/10)...8 points, 15 rebounds (10 DR), 1 assist, 5 blocks and 28 minutes vs. SA (4/14/10)...with DAL, missed 2 games due to lower back tightness (at CHI 3/6, at MIN 3/8/10) **2008-09:** Made his season debut at MEM (4/1/09)...recorded a double-double in both his 2nd and 3rd games of the season (4/2, 4/4/09)...10+ points in 3 of 6 games...season-highs 18 points and 12 rebounds vs. MIA (4/4/09)...season-high 5 blocks at TOR (4/10/09)...missed the first 75 games of the season after surgery to repair a torn right wrist ligament and the final game of the season with a sore back **2007-08:** Averaged a career-high 10.6 points and 7.2 rebounds in 80 starts while shooting career-high 73.5% FT...set career-high with 27.9 minutes per game...16 double-doubles...6 games with 5 blocks, and ranked 10th in the NBA with 1.7 blocks per game...double-doubles in the first 3 games of the season; first time in career with 3 straight double-doubles...career-high 11 offensive rebounds at IND (10/31/07)...career-high-tying 16 rebounds vs. ORL (11/3/07)...20 points and 10 rebounds at GS (2/11/08), and 21 points and 10 rebounds at PHO (2/10/08) to record back-to-back games with 20+ points and 10+ rebounds for the first time in career...career-high 5 assists vs. CHA (2/23/08)...career-high 25 points at CHI (4/5/08)...missed 2 games due to injury (sprained left ankle, 11/21/07, left patella tendon strain, 3/15/08) **2006-07:** Averaged 6.6 points and 6.2 rebounds in 22.6 minutes in 77 games (49 starts)...10+ rebounds 11 times (9-2 record)...19 games with 10+ points and 7 double-doubles...missed 2 games due to injury (right foot sprain, 12/30/06, lower back spasms, 3/4/07) **2005-06:** Averaged 7.3 points, 5.9 rebounds and team-high 1.3 blocks in 79 games (70 starts)...7 double-doubles...10+ points 26 times...ranked 17th in the NBA in offensive rebounds per game (2.6)...season-high 14 rebounds at TOR (11/2/05)...season-high 21 points at BOS (1/25/06)...missed 3 games due to injury (lower back pain, 3/28/06 at SAC, 3/31/06 at HOU, 4/1/06 at SAS). **2004-05:** Averaged 9.4 points, 6.8 rebounds, 1.7 blocks and 27.4 minutes...shot 56.0% FG in 68 starts...10+ points 32 times...10+ rebounds in 11 games and 6 double-doubles...ranked 16th in the NBA in blocks per game...season-high 22 points twice...season-high 14 rebounds twice **2003-04:** Averaged 7.0 points, 5.0 rebounds and 1.3 blocks in 77 games (59 starts)...first double-double of season with 23 points and 11 rebounds vs. DET (11/29/03)...career-high 16 rebounds at DAL (12/2/03)...1,000th career point vs. HOU (1/13/04)...1,000th rebound of his career vs. DEN (3/9/04) **2002-03:** Averaged 6.2 points, 5.0 rebounds and team-high 1.5 blocks in 81 games (69 starts)...ranked 20th in the NBA in blocks per game **2001-02:** Averaged 5.1 points and 5.2 rebounds in 62 games (2 starts) as a rookie...named NBA Rookie of the Month (12/2001) after averaging 7.9 points, 7.9 rebounds and 2.2 blocks...first career double-double with 17 points, 15 rebounds and 4 blocks at MEM (12/11/01)...set a Verizon Center record with a career-high 7 blocks vs. ATL (12/19/01)...first career start vs. ATL (2/1/02) and had 5 points and 4 rebounds in 24 minutes

PLAYOFF CAREER

Has averaged 6.7 points, 5.1 rebounds, 1.4 blocks and 21.9 minutes though 49 playoff games (24 starts) **2011:** In 18 games, averaged 3.1 points, 4.1 rebounds and 1.0 blocks in 15.3 minutes...shot 58.1% (18-31 FGs) from the field...6 points (2-2 FGs, 2-6 FTs), 6 rebounds, 30 minutes in Game 3 at POR (4/21/11)...5 points (2-5 FGs, 1-2 FTs), 8 rebounds, 3 blocks, 17 minutes in Game 2 at LAL (5/4/11)...4 points (1-1 FGs, 2-3 FTs), 8 rebounds, 17 minutes in Game 4 vs. LAL (5/8/11)...playoff-high 9 points (2-2 FGs, 5-8 FTs) in 18 minutes in Game 4 at OKC (5/23/11)...DNP-CD in Game 6 at MIA (6/12/11) and spent 2 games on the inactive list (strained right hip flexor) vs. MIA (6/5-6/9/11). **2010:** In 6 first-round games (2 starts) vs. SA, averaged 6.0 points, 6.2 rebounds, 1.7 blocks and 23.2 minutes...shot 57.1% (12-21 FGs) from the floor and 80.0% (12-20 FTs) from the line...10 points (4-5 FGs, 2-2 FTs), 6 rebounds, 1 assist, 1 steal, 18 minutes in Game 1 vs. SA (4/18/10)...in 1st start of postseason in Game 5 vs. SA (4/27/10), 8 points, 8 rebounds, 2 assists, 1 steal and postseason-high 4 blocks in 31 minutes. **2008:** Averaged a playoff career-high 12.0 points with 6.7 rebounds and 1.5 blocks in 6 games. **2007:** In 3 games, averaged 4.3 points, 1.7 rebounds and 11.3 minutes. **2006:** In 6 starts, averaged 7.2



BRENDAN HAYWOOD (6'10")

points, 3.2 rebounds, 1.8 blocks and 25.8 minutes while shooting 68.2% (15-22 FGs) from the floor 2005: In 10 starts during the 2005 NBA Playoffs, improved on his regular season averages in almost every major statistical category, including points per game (10.6), rebounds per game (7.6), assists per game (1.0), blocks per game (2.0), steals per game (1.4), minutes per game (27.4) and FT% (.636). Averaged 13.0 points and 8.8 rebounds in 4 games vs. MIA in the second round of the 2005 Playoffs.

COLLEGE CAPSULE

Played four seasons at the University of North Carolina and appeared in two Final Fours recorded the first triple-double in school history with 18 points, 14 rebounds and 10 blocks (UNC record) vs. Miami (12/4/00).

PERSONAL CAPSULE

Hosted a three-hour sports radio talk show on the Wizards flagship station, 106.7 The Fan (8/7/09) served as color commentator for Comcast SportsNet on select Washington Mystics WNBA games in the summer of 2008, as well as in 2003, 2004 and 2005 hosts an annual free one-day basketball camp for Greensboro, N.C., youth at his alma mater, Dudley HS. has provided single mothers with gift cards to local grocery stores...donated over \$25,000 to provide 40 computers to the Guilford Preparatory Academy in Greensboro, N.C....as a champion of educational endeavors, joined the Community Foundation of Greensboro to sponsor a book fair for Peck Elementary School...visited wounded persons at Andrews Air Force Base...hosted Haywood's All-Star Teachers and rewarded 10 winning teachers from the Washington, D.C., area with \$1,000...majored in communications at UNC. www.BHaywood.com



REGULAR SEASON STATISTICS

Table with 25 columns: YEAR, TEAM, GP, GS, MIN, AVG, FG, FGA, PCT, 3FG, 3FGA, PCT, FT, FTA, PCT, REBOUNDS (OFF, DEF, TOT), AVG, AST, PF, STL, TO, BLK, PTS, AVG. Rows include seasons from 2001-02 to 2010-11 and a TOTAL row.

PLAYOFF STATISTICS

Table with 25 columns: YEAR, TEAM, GP, GS, MIN, AVG, FG, FGA, PCT, 3FG, 3FGA, PCT, FT, FTA, PCT, REBOUNDS (OFF, DEF, TOT), AVG, AST, PF, STL, TO, BLK, PTS, AVG. Rows include seasons 2004-05, 2005-06, 2006-07, 2008-09, 2009-10, 2010-11 and a TOTAL row.



CAREER HIGHLIGHTS

REGULAR SEASON


TEAM	GP	PTS	REB	AST	STL	BLK	MIN
MEMPHIS	25	2.3	1.4	1.1	0.0	0.0	7.5
DALLAS	18	18.7	5.2	5.0	1.6	0.0	37.5
TOTAL	43	10.3	3.4	3.1	0.0	0.0	22.5

PLAYOFFS

TEAM	GP	PTS	REB	AST	STL	BLK	MIN
MEMPHIS	0	0	0	0	0	0	0
DALLAS	0	0	0	0	0	0	0
TOTAL	0	0	0	0	0	0	0

2010-2011

TEAM	GP	PTS	REB	AST	STL	BLK	MIN
MEMPHIS	25	2.3	1.4	1.1	0.0	0.0	7.5
DALLAS	18	18.7	5.2	5.0	1.6	0.0	37.5
TOTAL	43	10.3	3.4	3.1	0.0	0.0	22.5



DOMINIQUE 20 JONES

POSITION
GUARD

HEIGHT / WEIGHT
6-5 / 215

DATE OF BIRTH
10/15/88

EXPERIENCE
1 YEAR PRO

FROM
SOUTH FLORIDA



CAREER TRANSACTIONS

Selected by Memphis in the first round (25th overall pick) of the 2010 NBA Draft. draft rights traded to Dallas in exchange for cash considerations (6/24/10)

PROFESSIONAL CAPSULE

Averaged 2.3 points, 1.4 rebounds, 1.1 assists and 7.5 minutes in 18 games during his rookie season. played in 10 games for the Mavericks D-League affiliate Texas Legends, averaging 18.7 points, 5.2 rebounds, 5.0 assists, 1.6 steals and 37.5 minutes per contest.

SEASON HIGHLIGHTS

2010-11: Averaged 2.3 points, 1.4 rebounds, 1.1 assists and 7.5 minutes in 18 games...made NBA regular season debut vs. CHA (10/27/10) and scored 2 points (1-2 FGs) in 9 minutes...9 points (2-10 FGs, 5-5 FTs), 5 rebounds, 3 assists, 2 blocks in a season-high 21 minutes at CLE (1/2/11)...4 points (2-3 FGs) in 9 minutes vs. DRL (1/8/11)...season-best 13 points (6-11 FGs, 1-2 FTs), 2 steals, 14 minutes at SA (1/14/11)...season-high 6 rebounds to go with 4 points (4-4 FTs) vs. MEM (1/15/11)...missed 64 games: 15 on the inactive list for assignment to the D-League (vs. MIN 12/1/10-at MIL 1/1/11), the final 31 games of the season due to a right foot stress fracture (at SAC 2/9/11-vs. NO 4/13/11) and 18 DNP-CDs **SUMMER 2010:** In 5 NBA Summer League starts, averaged a team-high 16.6 points, 3.8 rebounds and 3.4 assists in 32.2 minutes...shot 42.4% (25-59 FGs) from the floor and 75.0% from the line (33-44 FTs)... 19 points and (5-13 FGs, 9-12 FTs) 4 rebounds in his Summer League debut vs. DEN (7/9/10)... 28 points (9-17 FGs, 10-12 FTs) in 34 minutes of action vs. WAS (7/15/10)... 17 points (6-11 FGs, 5-6 FTs), 7 assists and 3 rebounds in 24 minutes vs. SAC (7/18/10)

COLLEGE CAPSULE

Played three seasons at South Florida and finished career ranked among Bulls' all-time leaders in the following. free throws attempted (1st, 615), free throws made (2nd, 453), scoring (5th, 1,797 points), 3-pointers attempted (5th, 495), field goals attempted (5th, 1,339), field goals made (5th, 592), 3-pointers made (7th, 160), steals (7th, 144) and assists (10th, 328)...All Big East First Team and Associated Press honorable mention All-American as a junior...also a Wooden Award finalist and midseason Naismith Award finalist...1 of 17 players invited to the 2009 USA Basketball World University Games Team training camp to compete for a roster spot...named to the Big East All-Rookie Team as a freshman and earned All-Big East honorable mention as a freshman and sophomore. **2009-10:** As a junior, was the only player in the nation to average at least 21 points, 6 rebounds and 3 assists per game... 2nd in the Big East in points per game (21.4) and 15th in the nation...had highest mark for conference games only (23.2 ppg)...set a USF single-season record for free throws attempted (282) and free throws made (209), and finished 2nd in scoring (705)...broke the USF mark for points in a game with 46 (15-23 FGs, 14-18 FTs) in an OT win vs Providence...added 10 rebounds and 8 assists...37 points, 8 rebounds and 3 assists vs. Pittsburgh... other top


PLAYERS



performances included 30 points vs. Syracuse; 29 points, 8 rebounds and 4 assists at Georgetown, 28 points vs. Seton Hall, 28 points and 7 rebounds vs. West Virginia; 27 points and 5 steals vs. Central Florida, and 27 points and 9 boards vs. Providence **2008-09:** As a sophomore, led the team in scoring (18.1 ppg), rebounding (5.6 rpg) and steals (1.3 spg), and was 2nd in assists (3.9 apg).. became the 2nd fastest player in school history to reach 1,000 career points. .10+ points in 27 of his 31 games, including his final 20 of the season...season high 36 points (12-16 FGs, 7-9 3FGs, 5-6 FTs) vs. Iona... best scoring performance in a Big East game at West Virginia with 35 points, 8 rebounds, 3 assists and 0 turnovers...31 points at Central Florida...30 points, 8 rebounds and 5 assists vs. Cincinnati...game-winning shot with 15.9 seconds remaining in an upset win over No. 8 Marquette...game-high 29 points, team-high 8 rebounds vs. Providence...14 points, 9 rebounds and 7 assists vs. Notre Dame **2007-08:** As a freshman, averaged a team-high 17.1 points, 4.6 rebounds and 1.3 steals per game in 31 starts...set USF freshman scoring mark (531 points)...10+ points in 28 of 31 games, 20+ points in 10 games and 3 games of 30+ points .31 points vs. Seton Hall were a then career-high and the highest scored by a Big East freshman. .first Big East freshman since Allen Iverson (1994) to score 30+ in consecutive games .30 points (10-13 FGs, 4-6 3FGs) vs. Central Florida .30 points and 14 rebounds at Richmond.. 24 points (9-12 FGs, 5-5 3FGs) vs. Rutgers...game-high 29 points, including 10 straight FTs in final 1:24 to ice game vs. Syracuse ..17 points, including the game-winning basket with 37 seconds left, vs. Rutgers

PERSONAL CAPSULE

Dominique O'Neal Jones was born Oct. 15, 1988 in Lake Wales, Fla....son of Norman Jones...was a criminology major at USF...prior to sophomore year, changed jersey number from 0 to his high school number of 20 ..favorite NBA player is fellow Lake Wales native Amar'e Stoudemire



REGULAR SEASON STATISTICS

YEAR	TEAM	GP	GS	MIN	AVG	FG	FGA	PCT	3P	3PA	PCT	FT	FTA	PCT	REBOUNDS					STL	BLK	PTS	AVG		
															OR	DR	TOT	AVG	AS						
2010-11	DAL	8	11	123	6.8	4	45	31	0	4	000	14	17	82.4	6	19	75	4	18	7	5	0	3	42	7.3
DIAL		18	0	123	6.8	14	46	31	0	4	000	14	7	87.4	6	19	75	4	18	7	5	0	3	42	7.3




REGULAR SEASON

PLAYOFFS

2010-2011

JASON **2** KIDD



POSITION
GUARD

HEIGHT / WEIGHT
6-4 / 210

DATE OF BIRTH
3/23/73

EXPERIENCE
17 YEARS PRO

FROM
CALIFORNIA



CAREER TRANSACTIONS

Selected by Dallas in the first round (second overall pick) of the 1994 NBA Draft...traded with Tony Dumas and Loren Meyer to Phoenix for Sam Cassell, Michael Finley, A.C. Green and a second round draft pick (12/26/96)...traded with Chris Dudley to New Jersey for Stephen Marbury, Johnny Newman and Soumaila Samake (7/18/01) . traded with Malik Allen and Antoine Wright to Dallas in exchange for Devin Harris, Trenton Hassell, Keith Van Horn, Maurice Ager, DeSagana Diop and two first round draft picks (2/19/08) re-signed by Dallas (7/11/09)

PROFESSIONAL CAPSULE

Holds career averages of 13.2 points, 6.5 rebounds, 9.1 assists and 2.0 steals in 1,267 games (1,254 starts) with Dallas, Phoenix and New Jersey . among NBA leaders, ranks 7th in assists per game (9.1), 2nd in totals assists (11,578), 3rd in triple-doubles (107), 3rd in total steals (2,477) and 3rd in 3FGM (1,795)...finished 2010-11 regular season as active leader in games and starts...won gold medals as a member of Team USA at the 2000 Summer Olympics (Sydney, Australia) and at the 2008 Summer Olympics (Beijing, China) and completed his international playing career with an unblemished 56-0 record...named All-NBA First Team five times (1998-99, 1999-00, 2000-01, 2001-02, 2003-04) and Second Team in 2002-03.. named First Team All-Defensive four times (1998-99, 2000-01, 2001-02, 2003-04) and Second Team three times (1999-00, 2002-03, 2004-05) . five-time All-Star starter (1996, 2000, 2001, 2002, 2008) and All-Star reserve five times (1998, 2003, 2004, 2007, 2010) first Maverick to start an All-Star Game (1996) . among Mavericks, ranks 3rd in assists (3,947) 5th in 3FGs (699), 3rd in steals (872) and 7th in starts (452)

SEASON HIGHLIGHTS

2010-11: Averaged 7.9 points, 4.4 rebounds, 8.2 assists and 33.2 minutes in 80 starts while shooting 36.1% (215-596 FGs) from the field, 34.0% (133-391 3FGs) from 3-point range and 87.0% (67-77 FTs) from the line. among NBA leaders, ranked 8th in assists and 7th in steals. led team in assists and steals per game... 9 double doubles...2 triple doubles...2 games with 20+ points ...30 games with 10+ points ...3 games with 10+ rebounds...26 games with 10+ assists...19 games with 3+ steals...1st double-double with 12 points (5-8 FGs, 2-5 3FGs), season-high 18 assists, 3 steals in 32 minutes vs CHA (10/27/10)...the 18 assists were the most he's posted on opening night in his career (previous 16 vs. LAC 10/31/97) and the most by a Maverick in a season-opener...it was also tied for the 2nd-most assists on opening night in NBA history (Tim Hardaway, GS vs. DEN, 11/2/90)...recorded his 11,000th career assist on an alley-oop pass to Tyson Chandler at the 9:51 mark of the 1st quarter vs. PHI (11/12/10) . joined John Stockton (15,806) as the only other player with at least 11,000 career assists. added 10 po nts, 4 steals to go with his 8 assists in 34 minutes vs. PHI (11/12/10) .16 points (6-8 FGs, 3-5 3FGs, 1-2 FTs), 8 rebounds, 6 assists, 35 minutes vs. NO (11/15/10). 2nd double-double with 11 points (4-7 FGs, 1-4 3FGs, 2-2 FTs), 7 rebounds, 10 assists, 3 steals in 31 minutes vs. MIL (12/13/10)... 3rd double-double with 13 points (4-12 FGs, 3-8 3FGs, 2-2 FTs), 6 rebounds, 12 assists in 33 minutes at ORL (12/21/10) ..4th double-double with 10 points (4-11 FGs, 2-7 3FGs), 9 re-



bounds, 10 assists in 36 minutes at OKC (12/27/10) . .1st triple-double (106th career) with 12 points (5-15 FGs, 2-5 3FGs), 10 rebounds, 13 assists in 38 minutes vs. SA (12/30/10) . .14 points (5-12 FGs, 2-5 3FGs, 2-2 FTs), 7 rebounds, 9 assists, season-high 6 steals in 38 minutes at MIL (1/1/11) . .moved past Dale Ellis (1,719) and into 3rd place on the all-time 3-point field goals made list with a 3 pointer at the 7:48 mark of the 3rd quarter at IND (1/12/11) . .6th double-double with season high 21 points (8-12 FGs, 5-8 3FGs), 10 assists, 35 minutes vs. LAL (1/19/11) . .7th double-double with 11 points (5-9 FGs, 1-3 3FGs), 10 assists, 32 minutes vs. HOU (1/27/11) . .8th double-double with 11 points (3-8 FGs, 3-7 3FGs, 2-2 FTs), 9 rebounds, 11 assists, 35 minutes vs. WAS (1/31/11) game-high 20 points (7-9 FGs, 6-7 3FGs), including 17 3rd-quarter points, in 28 minutes vs. SAC (2/16/11) . .2nd triple-double (107th career) with 13 points (3-8 FGs, 3-7 3FGs, 4-4 FTs), 10 rebounds, 13 assists, 3 steals, 37 minutes at PHI (3/1/11) . .with his 1st steal (2,446th career) at the 9:55 mark of the 1st quarter vs. MEM (3/6/11), he moved past Gary Payton (2,445) and into 3rd place on the all-time steals list behind Michael Jordan (2,514) and John Stockton (3,265). 16 points (5-8 FGs, 4-7 3FGs, 2-2 FTs) in 32 minutes at PHO (3/27/11) . .with the game tied at 83, he scored the final 8 points in the last 1:11 to give DAL a 91-83 victory . .spent 2 games on the inactive list (CD) vs. DEN 4/6/11 vs. LAC 4/8/11 **2009-10:** Averaged 10.3 points, 5.6 rebounds, 9.1 assists, 1.8 steals and 36.0 minutes in 80 starts . .shot 42.3% (284-671 FGs) from the field, career-high 42.5% (176-414 3FGs) from 3-point range and 80.8% (80-99 FTs) from the line . .176 3-pointers made marked a career-high . .among NBA leaders, ranked in 3FG% (11th), assists per game (5th) and steals per game (5th) . .5 games with 20+ points (4-1 record), 35 games with 10+ assists, 2 triple-doubles, team-high 28 double-doubles (21 points-assists), 11 games with 4+ steals . .19 points (6-11 FGs, 5-8 3FGs, 2-2 FTs), 5 rebounds, 6 assists, 2 steals, 37 minutes vs. UTA (11/3/09) . .1st double-double with 9 points (3-7 FGs, 3-4 3FGs), 10 rebounds (8 DR), 17 assists, 2 steals in 40 minutes at MIL (11/16/09) . .2nd double-double (1st with points-assists) with 15 points, 11 assists and 3 steals in 32 minutes vs. SAC (11/20/09) . .3rd double-double with 5 points, 10 rebounds and 13 assists in 36 minutes vs. GS (11/24/09) . .with 7 assists at HOU (11/25/09), moved into 2nd place all-time among NBA's assist leaders . .dished 10,335th career assist to Rodrigue Beaubois with 10:52 to play in 3rd quarter . .added 9 points, 2 rebounds and 1 steal in 29 minutes . .22 points (8-16 FGs, 5-8 3FGs, 1-2 FTs), 6 rebounds, 11 assists, 4 steals, season-high 3 blocks and 39 minutes for 4th double-double vs. PHI (11/30/09) . .PHI game was 1st of career with 20 points, 6 rebounds, 10 assists, 3 steals and 3

blocks . .5th double-double with 16 points, 8 rebounds, 10 ass sts, season-high 5 steals, 1 block in 34 minutes at NJ (12/2/09) . .6th double-double with 13 points (4-9 FGs, 3-8 3FGs, 2-2 FTs), 5 rebounds, 13 assists in 36 minutes vs. NO (12/14/09) . .7th double-double (3rd rebounds-assists) with 8 points, 11 rebounds, 10 assists, 4 steals and 43 minutes vs. HOU (12/18/09) . .9th double-double with 10 points, 5 rebounds, 10 assists, 3 steals, 2 blocks, 36 minutes vs. MEM (12/26/09) . .with 2 3-pointers at TOR (1/17/10), moved into 5th place all-time on NBA's 3-pointers made list passing Glen Rice (1,559) . .finished game with 1,561 career 3FGs . .13 points (5-7 FGs, 3-3 3FGs), 4 rebounds, season-high tying 17 assists, 1 steal and 42 minutes at BOS (1/18/10) . .8 points, 5 rebounds, 15 assists, 2 steals, 39 minutes at WAS (1/20/10) . .13th double-double with 11 points, 4 rebounds, 12 assists and 2 steals in 37 minutes vs. MIL (1/26/10) . .6 points, 3 rebounds, 16 assists (4th game of season with 15+), 6 steals, 34 minutes vs. GS (2/3/10) . .15th double-double with 17 points (5-9 FGs, 4-6 3FGs, 3-4 FTs), 4 rebounds, 12 assists and 3 steals in 40 minutes at GS (2/8/10) . .16th double-double with 18 points (6-11 FGs, 4-8 3FGs, 2-2 FTs), 7 rebounds, 10 assists and career-high 7 steals in 42 minutes vs. PHO (2/17/10) . .17th double-double with 21 points (5-8 FGs, 3-5 3FGs, 8-9 FTs), including 14 in 4th quarter, 5 rebounds, 11 assists, 3 steals and 1 block in 40 minutes vs. MIA (2/20/10) . .18th double-double with 14 points (4-12 FGs, 4-9 3FGs, 2-2 FTs), 7 rebounds, 13 assists, 1 steal, 40 minutes vs. LAL (2/24/10) . .1st triple-double (104th of career) with 19 points (7-18 FGs, 4-10 3FGs, 1-2 FTs), season-high 16 rebounds (13 DR), season-high tying 17 assists, 2 steals, 46 minutes at ATL (2/26/10) . .in ATL game, recorded 11 points, 8 rebounds, 7 assists and 1 steal in 4th quarter . .with 2 steals vs. NO (2/28/10), moved into 4th place on NBA's all-time steals list with 2,311 for his career (passed Maurice Cheeks, 2,310) . .4th rebounds-assists double-double with 6 points, 11 rebounds (9 DR), 15 assists, 1 steal and 39 minutes at CHI (3/6/10) . .3rd game with 20+ points with team-best 20 (6-13 FGs, 5-8 3FGs, 3-4 FTs), 4 rebounds, 9 assists, 4 steals, 1 block, 44 minutes vs. NJ (3/10/10) . .23rd double-double with season-high 26 points (10-21 FGs, 6-11 3FGs), including 13 points in 4th quarter, 6 rebounds, 12 assists, 1 steal and 41 minutes vs. LAC (3/23/10) . .5th 20-point game with 24 points (10-15 FGs, 3-6 3FGs, 1-2 FTs), 4 rebounds, 6 assists, 3 steals, 1 block and 34 minutes vs. OKC (4/3/10) . .2nd triple-double (105) with 11 points (4-6 FGs, 2-3 3FGs, 1-2 FTs), 10 rebounds, 13 assists, 2 steals and 32 minutes at SAC (4/10/10) . .inactive at NY (1/24/10) due to personal reasons and vs. MIN (3/3/10) due to coach's decision **2008-09:** Averaged 9.0 points, 6.2 rebounds, 8.7 ass sts, 2.0 steals and 35.6 minutes



PLAYERS



WESLEY MATTHEWS

in 81 starts. shot 41.6% (257-618 FGs) from the floor, 40.6% (131-323 3FGs) from 3-point range and 81.9% (86-105 FTs) from the line. .3 triple-doubles, 22 double-doubles (6 points-rebounds, 14 points-assists, 2 rebounds-assists), 5 games with 20+ points, 5 games with 15+ assists (5-0 record), 18 games with 4+ steals...among NBA leaders, ranked 5th in assists per game, 3rd in steals per game, 3rd in triple-doubles. named Western Conference Player of the Week (3/30 4/5/09)...22 points (8-14 FGs, 6-12 3FGs), 10 rebounds (9 DR), 9 assists, 1 steal, 2 blocks, 40 minutes at DEN (11/7/08) ...1st triple-double (101) with 16 points, 11 rebounds, 10 assists, 4 steals, 39 minutes vs. LAL (11/11/08)...4th double-double with 18 points (7-12, 4-6 3FGs), season-high 13 rebounds, 6 assists, 2 steals, 1 block, 34 minutes vs. MEM (11/21/08) ...5th double-double with 11 points (4-8 FGs, 3-4 3FGs), 13 assists, 40 minutes vs. IND (11/25/08)...with 4 steals vs. PHO (12/4/08), became T-9th place (Karl Malone, 2,085) on NBA's all-time steals list. .with 4 steals vs. ATL (12/6/08), moved into 9th place all-time in career steals (2,089 steals) ...7th double-double with season-high 24 points (10-15 FGs, 3-6 3FGs, 1-1 FTs), 8 rebounds, 12 assists, 2 steals, 1 block, 46 minutes vs. SA (12/9/08) ...with 3 3-pointers, moved into 9th place all time with 1,389 3FGs (passing Antoine Walker, 1,386 3FGs) vs. SA (12/9/08) ...12 rebounds (9 DR), 10 assists with 6 points, 37 minutes for 8th double-double at POR (12/25/08) ...9th double-double with 14 points, 16 assists, 4 steals, 1 block, 40 minutes vs. MIN (12/30/08) ...10th double-double with 11 points (3-10 FGs, 3-4 3FGs, 2-2 FTs), 7 rebounds, 15 assists, 4 steals, 1 block, 40 minutes vs. UTA (1/17/09) ...11th double-double with 22 points (8-11 FGs, 6-8 3FGs), 12 rebounds (11 DR), 6 assists, 37 minutes at PHI (1/19/09) ...crossed the 15,000-point mark for career with 13 at ORL (2/2/09) ...with 10 assists vs. POR (2/4/09), moved into 4th place all-time among NBA's career assists leaders (9,895 assists), passing Oscar Robertson (9,887)...13th double-double with 15 points (6-10 FGs, 3-5 3FGs), 7 rebounds, 12 assists, 4 steals, 36 minutes vs. SAC (2/10/09) ...14th double-double with 23 points (7-10 FGs, 5-6 3FGs, 4-6 FTs), 3 rebounds, 10 assists, 1 steal, 1 block, 40 minutes vs. NJ (2/18/09) ...16th double-double with 10 points, 5 rebounds, 13 assists, 4 steals, 1 block, 42 minutes in OT win vs. OKC (2/27/09)...all 10 of his points came in OT (2-3 3FGs, 4-4 FTs) ...10,000th career assist in 3rd quarter vs. TOR (3/1/09) ...finished game with 10,002 assists (15 for game) and became 4th player in NBA history to reach 10,000 assists...season-high (career-high-tying) 6 steals with 9 points, 5 rebounds, 5 assists, 41 minutes at OKC (3/2/09)...17th double-double with 10 rebounds, 10 assists, 7 points, 37 minutes at POR (3/11/09) ...2nd triple-double (102) with 21 points, 10 rebounds, 11 assists, 2 steals, 38 minutes at GS (3/13/09) ...played 1,100th career game and had 3 points, 4 rebounds, 11 assists and 1 steal, 38 minutes vs. MIA (4/1/09) ...19 points (6-8 FGs, 3-4 3FGs, 4-4 FTs), 4 rebounds, 20 assists, 1 steal, 30 minutes vs. PHO (4/5/09) ...on 14th assist of PHO game, which resulted in Josh Howard 18-foot jumper with 1:00 to go in 2nd quarter, earned 10,142nd career assist and passed Magic Johnson (10,141) for 3rd on the NBA's all-time assists list...also set franchise records for assists in a half (16) and assists in a regulation game (20)...double-double was his 20th of the season ...5th game of 15+ assists with 15 to go with 3 points, 7 rebounds, 1 steal, 36 minutes vs. NO (4/10/09)...3rd triple-double (103) with 11 points (4-7 FGs, 3-3 3FGs), 10 rebounds, 12 assists, 41 minutes vs. HOU (4/15/09) ...DND-sore lower back vs. DEN (3/27/09) 2007-08. In 80 starts, averaged 10.8 points, 7.5 rebounds, 10.1 assists, 1.7 steals, 36.4 minutes. .shot 38.5% (305-793 FGs) from the field, 38.1% (119-312 FGs) from 3-point range, 81.8% (135-165 FTs) from the line. as a Maverick, averaged 9.9 points, 6.5 rebounds, 9.5 assists, 2.1 steals, 36.0 minutes. before joining DAL (2/19/08), averaged 11.3 points, 8.1 rebounds, 10.4 assists in 51 starts with NJ...first in the NBA in triple-doubles (personal-best 13)...ranked 4th in the NBA in assists per game and 11th in steals per game...finished 3rd in the PlayStation Skills Challenge as part of All-Star Saturday Night (New Orleans)...named to the All-Star Team for the 9th time in career, 5th time as a starter, and 1st time being voted by fans as a starter as a member of the Nets (1/24/08)...finished the All-Star Game with 2 points, 4 rebounds, 10 assists, 4 steals in 25 minutes (2/17/08) ...88th (1) career triple-double (16 points, 14 rebounds, 10 assists) at PHI (11/3/06) ...89th (2) career triple-double with 11 points, career-high 19 rebounds, 10 assists, vs. ORL (11/16/06) ...90th (3) career triple-double at POR (11/21/07) with 12 points, 11 rebounds, 13 assists...91st (4) career triple-double vs. MEM (11/27/07) with 12 points, 15 rebounds, 12 assists...92nd (5) career triple-double at WAS (12/9/07) with 13 points, 10 rebounds, 13 assists...93rd (6) career triple-double and 9th in consecutive games with 11 points, 10 rebounds, 11 assists, vs. LAC (12/11/07)...with 5 points (to go along with 11 rebounds, 10 assists) at MIA (12/20/07), hit the 14,000 point mark for his career, making him one of only three players (Magic Johnson, Oscar Robertson) to score 14,000 points, grab 6,500 rebounds and dish out 8,500 assists. .94th (7) triple double of career vs. GS (12/22/06) with 15 points, 12 assists, 11

rebounds. .with 13 assists vs. DET (12/26/07), moved past Gary Payton (8,966 career assists) into 6th on the NBA career assist list. .with 10 assists at ORL (1/2/08), recorded the 9,000th assist of his career and also moved past Magic Johnson (6,559 rebounds) into 4th all-time among guards for rebounds all-time with 10 rebounds...95th (8) career triple-double with 11 points, 10 rebounds, 12 assists vs. CHA (1/4/08) ...96th (9) career triple-double with 10 points, 13 rebounds, 14 assists at ATL (1/5/08) ...97th (10) career triple-double at CHA came in the Nets 34th game of the season, marking the fastest Kidd had ever reached 10 triple-doubles in a season...13 points, 11 rebounds, 12 assists at CHA (1/9/08), marking the first time in his career that he recorded 3





straight triple-doubles and also the first time a player has recorded 3 straight triple-doubles since Grant Hill (1996-97)... 98th (11) career triple-double with 13 points, 11 rebounds, 10 assists at DEN (1/25/08)...with 3 rebounds (to go with 11 points, game-high 12 assists), tied Michael Jordan as the third-highest rebounding guard in NBA history at MIA (2/1/08)...10 rebounds to move into 2nd on the all-time list for rebounds by a guard in NBA history (passing Clyde Drexler) at ATL (2/2/08)...99th (12) career triple-double with 19 points, 11 rebounds, 13 assists at CHA (2/8/08)...100th (13) career triple-double with season-high tying 27 points (9-14 FGs, 5-8 3FGs, 4-4 FTs), 10 rebounds, 10 assists in 37 minutes vs. NO (4/16/08)...DNP (migraine) vs. NY (12/5/07) **2006-07:** Averaged 13.0 points, career-high 8.2 rebounds, 9.2 assists, 1.6 steals in 80 games...shot 40.6% (369-908 FGs) from the field, 34.3% (124-361 3FGs) from 3-point range and 77.8% (179-230 FTs) from the line in 36.7 minutes per game...became one of only three players in NBA history (Magic Johnson, Oscar Robertson) to average at least 13.0 points, 8.0 rebounds and 9.0 assists in a season...finished season 3rd in assists and 12th in steals...moved into 3rd on the all-time triple-doubles list, as he finished the season with 87 career triple-doubles, passing Wilt Chamberlain...career-high 12 triple-doubles on the season making him one of only nine players in NBA history to record 10+ triple-doubles in a season...named Eastern Conference Player of the Week (3/17/07) after averaging 14.5 points, 7.5 rebounds, 12.8 assists, 2.8 steals (3-1 record)...selected by the Eastern Conference coaches as a reserve for the 2007 NBA All-Star Game (Las Vegas), but did not participate (lower back strain)...career-high 655 rebounds...76th (1) career triple-double vs. TOR (11/1/06) with 14 points, 10 rebounds, 10 assists...with 9 rebounds at MIA (11/3/06), passed Hal Greer (5,665 career rebounds) to become the fifth-highest rebounding guard in NBA history...77th (2) career triple-double at WAS (11/12/06) with 15 points, 11 rebounds, 18 assists...with 18 assists at WAS (11/12/06) moved past Rod Strickland into 7th place on the all-time assists list...registered 8,000th career assist vs. SEA (11/13/06), making him one of only two players in NBA history (Magic Johnson) to have 13,000 points, 5,500 rebounds, 8,000 assists, 1,500 steals...with season-high 38 points, 14 rebounds, 14 assists, registered 78th (3) career triple-double vs. PHO in 2OT (12/7/06)...his 38 points tied his highest points total in a triple-double in his career, and his effort was also the first time since Chamberlain had 52 points, 33 rebounds, 14 assists in a game for PHI (1968) that a player scored at least 38 points and had 14 rebounds and assists in a triple-double effort...79th (4) career triple-double, moving past Wilt Chamberlain into sole possession of 3rd place on the all-time triple-double list with 12 points, 10 rebounds, 13 assists vs. MEM (12/11/06)...80th (5) career triple-double vs. MIL (12/13/06) with 10 points, 10 rebounds, 10 assists, making him one of only three players in NBA history to record a triple-double with exactly 10 points, 10 rebounds and 10 assists...81st (6) career triple-double vs. GS (12/18/06) with 10 points, 11 rebounds, 12 assists...led NJ in points (23), rebounds (14)

and assists (11) on the way to 82nd (7) career triple-double at CHI (1/11/07)...with 9 points vs. CLE (12/21/06), scored the 13,000th point of his career...83rd (8) career triple-double with 18 points, 10 rebounds, 10 assists at SAC (1/22/07)...84th (9) career triple-double vs. SAC (2/23/07) with 22 points, 13 rebounds, 10 assists...85th (10) career triple-double with 11 points, 14 rebounds, 14 assists at PHI (3/4/07)...moved past Kerry Kittles (687 career 3-pointers) to move into 1st place on the all-time 3-point list in Nets history vs. NY (2/25/07)...86th (11) career triple-double with 10 points, career-high-tying 16 rebounds, season-high tying 18 assists vs. WAS (4/7/07)...87th (12) career triple-double vs. NY (4/13/07)...missed 2 games due to a lower back strain (2/13 vs. SA, 2/14 at TOR) **2005-06:** Averaged 13.3 points, 7.3 rebounds, 8.4 assists, 1.9 steals in 80 games...ranked 1st in the NBA in triple-doubles (8), 5th in assists (8.4) and 19th in double-doubles (28)...passed Maurice Cheeks (7,392) for 8th place on the NBA's all-time assists list with 7,394 at CHA (12/7/05)...one of only four players in NBA history (Magic Johnson, Oscar Robertson, Gary Payton) to register over 5,000 rebounds and 7,500 assists...broke previous high of 133 3-pointers and finished season with a career-high 139 3-pointers...68th (1) career triple-double vs. CHI (11/5/05) recording 10 points, 11 rebounds, 11 assists in 39 minutes...69th (2) career triple-double vs. ORL (1/6/06) recording 16 points, 11 rebounds, 13 assists...70th (3) career triple-double with 17 points, 12 rebounds, 10 assists in 42 minutes at UTA (1/23/06)...became one of only four players in NBA history to reach 70 triple-doubles (Oscar Robertson, Magic Johnson, Wilt Chamberlain)...71st (4) career triple-double with 12 points, 12 rebounds, 13 assists in 42 minutes at MIL (2/21/06)...72nd (5) career triple-double vs. TOR (3/4/06) with 14 points, 13 rebounds, 15 assists...73rd (6) career triple-double with 11 points, 10 rebounds, 10 assists in 36 minutes at HOU (3/13/06)...passed Kendall Gill (652) for 4th place all-time on the Nets career steals list at NY (12/26/05)...passed Jayson Williams for 4th place on the all-time Nets defensive rebounding list at POR (1/27/06)...74th (7) career triple-double vs. CHA (4/6/06) with 13 points, 10 rebounds, 12 assists...75th (8) career triple-double with 11 points, 12 rebounds, 10 assists in 35 minutes at MIL (4/9/06) **2004-05:** Averaged 14.4 points, 7.4 rebounds, 8.3 assists, 1.9 steals in 66 games...ranked 1st in the NBA in triple-doubles (8), 3rd in assists (8.3)...passed Lenny Wilkens for 9th place on the NBA's all-time assists list with 7,283...moved into 4th place in NBA history, ahead of Larry Bird, for the all-time leaders in career triple-doubles with his 60th (22 points, 11 rebounds, 11 assists) at ORL (1/8/05)...15 points to surpass 11,000 career points at LAL (1/28/05)...14 assists (2/5/05) to surpass Kenny Anderson for 1st place all-time on the Nets career assists list (2,364)...recorded 7,000th assist vs. SA (2/11/05)...became only the fourth player in NBA history (Magic Johnson, Oscar Robertson, Lenny Wilkens) to register 5,000 rebounds and 7,000 assists in a career when he recorded his 5,000th rebound at CLE (4/5/05)...missed 16 games due to injury. **2003-04:** Averaged 15.5 points, 6.4 rebounds, 9.2 assists,

18 steals in 67 games. 1st in the NBA in assists per game (9.2) and triple-doubles (9) ...scored 10,000th point vs. WAS (12/19/03) ...with that, became one of 23 players (five active) in NBA history with 10,000 points and 6,000 assists. **2002-03:** Averaged career-high 18.7 points, 6.3 rebounds, 8.9 assists, 2.2 steals while shooting 41.4% from the field in 80 games...ranked 1st in the NBA in assists (8.9), 5th in steals (2.2), 3rd in triple-doubles (4), 10th in double-doubles (31) ...first Nets player ever to lead the NBA in assists. **2001-02:** Averaged 14.7 points, career high 7.3 rebounds, team-highs in assists (9.9) and steals (2.1)...finished 2nd in league MVP voting (Tim Duncan)...set the Nets all-time single season assist mark (808)...set the Nets all-time single season triple-double mark (8), and in doing so, became the Nets all-time leader in triple-doubles. **2000-01:** Became only fourth player in NBA history to lead NBA in assists 3 straight seasons (John Stockton, 1988-96; Oscar Robertson, 1964-66; Bob Cousy, 1953-60) with league-best 9.8 per game...7 triple-doubles...career-high 43 points at HOU (3/29/01) and outscored Rockets 18-17 in 4th quarter...missed 5 games to injury. **1999-2000:** Averaged 14.3 points and league-high 9.7 assists over 67 games...suffered fractured medial malleolus in left ankle with 00.2 left in 1st half vs. SAC (3/22/00) and missed remainder of the regular season. **1998-99:** Posted career highs in points (16.9), assists (10.8), FG% (.444) and steals (2.3). **1997-98:** Averaged 11.6 points and was 2nd in the NBA with 9.1 assists...totaled 510 rebounds and 745 assists, to join Oscar Robertson and Magic Johnson (6 times each) as the only players to net 500 rebounds and 700 assists in multiple seasons. **1996-97:** In 22 games for DAL, averaged 9.9 points, 9.1 assists, 2.1 steals, before being traded to PHO...finished the season with averages of 10.9 points, 4.5 rebounds, 9.0 assists in 55 games...sustained a hairline fracture of the right collarbone and a sterno-clavicular joint sprain in his first game as a Sun, causing him to miss the following 21 games...returned for the final 32 games of the season, leading the Suns to a 23-9 record and a playoff berth. **1995-96:** Became the 6th player in NBA history to have at least 500 rebounds and 700 assists in the same season (783 assists, 558 rebounds)...career-high and DAL-record 25 assists vs. UTA (12/8/96). **1994-95:** Averaged 11.7 points, 5.4 rebounds, 7.7 assists in 79 games as a rookie...named NBA Co-Rookie of the Year in 1995 along with Grant Hill, one of three times in NBA history the Rookie of the Year voting ended in a tie (Dave Cowens and Geoff Petrie, 1970-71; Steve Francis and Elton Brand, 1999-2000)

PLAYOFF CAPSULE

Owns career playoff averages of 14.0 points, 7.0 rebounds, 8.6 assists, 2.0 steals in 142 starts...among NBA leaders, ranks 3rd in playoff assists (1,215), 7th in 3-pointers (224) and T-8th in steals (278)...among Mavericks, ranks T-3rd in 3FG% (.389)...has appeared in 15 consecutive postseasons, the longest streak among active players. **2011:** Averaged 9.3 points, 4.5 rebounds, 7.3 assists, 1.9 steals and 35.4 minutes in 21 starts...8 games with 10+ points...5 games with 10+ assists...8 games with 3+ steals...in 6 first round games vs. POR, averaged 11.7 points, 4.8 rebounds, 6.5 assists, 1.3 steals and 34.7 minutes...playoff-high 24 points (9-14 FGs, 6-10 3FGs), 5 rebounds, 4 assists, 2 steals, 34 minutes in Game 1 vs. POR (4/16/11)...he connected on a playoff career-high 6 3-pointers...18 points (7-11 FGs, 3-6 3FGs, 1-1 FTs), 4 rebounds, 8 assists, 33 minutes in Game 2 vs. POR (4/19/11)...in 4-game Western Conference Semifinal series vs. LAL, averaged 7.8 points, 3.3 rebounds, 8.3 assists, 2.0 steals and 32.3 minutes...in Western Conference Finals vs. OKC, averaged 9.6 points, 5.2 rebounds, 8.6 assists, 3.4 steals and 36.8 minutes in 5 games...13 points (4-10 FGs, 3-8 3FGs, 2-2 FTs), 5 rebounds, 7 assists, 5 steals, 36 minutes in Game 2 vs. OKC (5/19/11)...13 points (4-10 FGs, 2-5 3FGs, 3-4 FTs), 6 rebounds, 8 assists, 4 steals, 37 minutes in Game 3 at OKC (5/21/11)...17 points (5-9 FGs, 3-6 3FGs, 4-4 FTs), 5 rebounds, 7 assists, 4 steals, 41 minutes in Game 4 at OKC (5/23/11)...in 6-game NBA Finals series vs. MIA, averaged 7.7 points, 4.5 rebounds, 6.3 assists, 1.2 steals and 37.5 minutes. **2010:** In 6 first-round starts vs. SA, averaged 8.0 points, 6.8 rebounds, 7.0 assists, 2.3 steals and 40.5 minutes...at least 2 steals in each game...13 points (5-12 FGs, 3-6 3FGs), 8 rebounds, 11 assists, 4 steals and 41 minutes in Game 1 vs. SA (4/18/10). **2009:** In 10 starts, averaged 11.4 points, 5.8 rebounds, 5.9 assists, 2.2 steals and 38.6 minutes while shooting 45.8% (38/83 FGs) from the field, 44.7% (21/47 3FGs) from 3-point range and 85.0% (17/20 FTs) from the line...in 5-game first round series vs. SA, averaged 10.9 points, 6.0 rebounds, 5.6 assists, 2.4 steals and 37.2 minutes...17 points (4-10 FGs, 3-7 3FGs, 6-6 FTs), 7 rebounds, 7 assists, 2 steals, 40 minutes vs. SA (3/25/09)...in 5-game Western Conference Semifinal series vs. DEN, averaged 12.8 points (.512 FG, .458 3FG), 5.6 rebounds, 6.2 assists, 2.0 steals and 40.2 minutes...13 points (4-8 FGs, 2-5 3FGs, 3-4 FTs), postseason-high 10 rebounds, 6 assists, 3 steals, 41 minutes in Game 4 vs. DEN (5/11/09)...19 points (6-10 FGs, 5-9 3FGs, 2-2 FTs), 3 rebounds, postseason-high 9 assists,

1 steal, 1 block, 44 minutes in Game 5 at DEN (5/13/09). **2008:** Averaged 8.6 points, 6.4 rebounds, 6.8 assists, 1.4 steals and 36.0 minutes in 5 first-round starts vs. NO...shot 42.1% (16-38 FGs) from the field, 46.2% (6-13 3FGs) from 3-point range, 62.5% (5-8 FTs) from the line. **2007:** Averaged 14.6 points, 10.9 rebounds, 10.9 assists in 12 games, making him one of only two players in NBA postseason history (Oscar Robertson, 1962) to average a triple-double for a postseason...16 points, 16 rebounds, playoff career high and Nets franchise record 19 assists vs. TOR (4/27/07)...11th career postseason triple-double (23 points, 13 rebounds, 14 assists) in Game 3 vs. CLE (5/12/07), moving ahead of Larry Bird into 2nd all-time for career postseason triple-doubles...tied a franchise-high for 3-pointers in a postseason contest by going 5-6 3FGs vs. CLE (5/12/07)...playoff career-high 17 rebounds vs. CLE (5/14/07), making him one of only five guards in the last 30 years (Michael Jordan-19, Magic Johnson-18, Paul Pierce-17, Bonzi Wells-17) to record 17+ rebounds in a postseason contest. **2006:** Started all 11 playoff games, averaging 12.0 points, 7.6 rebounds, 9.6 assists...1 triple-double. **2005:** Averaged 17.3 points, 9.0 rebounds, 7.3 assists in 4 first-round games vs. MIA...8th career playoff triple-double in Game 3 with 16 points, 16 rebounds, 13 assists. **2004:** Averaged 12.6 points, 6.6 rebounds, team-high 9.0 assists, 2.3 steals in 11 games...7th playoff triple-double, registering 22 points, 10 rebounds, 11 assists in 39 minutes in Game 4 vs. DET (5/11/04). **2003:** Averaged team highs of 20.1 points and 8.2 assists to go with 7.7 rebounds and 1.8 steals in 20 games...in the 2003 NBA Finals, averaged team highs of 19.7 points and 7.8 assists, with 6.2 rebounds...14 assists in Game 1 vs. MIL (4/19/03) tied a Nets playoff all-time high...6th career playoff triple-double, finishing with 22 points, 11 rebounds, 11 assists in 38 minutes at MIL...game-winning FG with 1.4 seconds remaining in Game 1 of the Eastern Conference Finals...playoff career-high 34 points (11-21 FGs), while grabbing a team-high 12 rebounds, in Game 3 vs. DET. **2002:** Averaged team highs of 19.6 points, 8.2 rebounds, 9.1 assists, 1.7 steals...for 2002 NBA Finals, averaged 20.8 points and team-highs of 9.8 rebounds, 7.3 assists and 2.3 steals...first player in NBA history to record a triple-double in 1st NBA Finals game played, recording his 2nd consecutive triple-double, with team-highs of 23 points, 10 rebounds, 10 assists, 3 steals in Game 1 of the Finals...averaged a triple-double in Eastern Conference Finals (17.5 points, 11.2 rebounds, 10.2 assists)...totaled 15 points, 13 rebounds, 13 assists for his 3rd triple-double of the playoffs to clinch the Eastern Conference Championship...recorded 2nd consecutive triple-double, finishing with 23 points, playoff career-high 16 rebounds, 10 assists in Game 2 vs. BOS...recorded first-ever Nets playoff triple-double, finishing with team-highs of 18 points, 13 rebounds, 11 assists in Game 1 vs. BOS. **2001:** Led PHO to fifth straight playoff appearance, averaging 14.3 points, 6.0 rebounds, 13.3 assists in 4 games. **2000:** Helped PHO clinch its first-round series against SA, 3-1, finishing Game 4 with 9 points (4-5 FGs), 10 rebounds, 3 steals...in second-round, averaged 10.0 points, 7.8 rebounds, 8.6 assists vs. LAL...1st playoff triple-double with 22 points, 10 rebounds, 18 assists, in Game 4 vs. LAL. **1999:** In 3 playoff games vs. POR, averaged 15.0 points, 2.3 rebounds, 10.0 assists, 1.7 steals. **1998:** In 4 postseason games vs. SA, averaged 14.3 points, 5.7 rebounds, 7.5 assists, 4.0 steals. **1997:** Started all 5 of PHO's playoff games vs. SEA and averaged 12.0 points, 6.0 rebounds, 9.8 assists, 2.2 steals in 41 2 minutes.

INTERNATIONAL CAPSULE

Owns 5 gold medals (3 from Olympic qualifying tournaments and 2 from the 2000 Summer Olympics in Sydney, Australia and 2008 in Beijing, China)...owns a 56-0 international record (in Olympics, Olympic qualifying, exhibition games). **SUMMER 2008:** Representing the U.S. as a captain of the Sr. Men's Basketball Team, played at the 2008 Summer Olympics (Beijing, China)...averaged 1.6 points, 2.6 rebounds, 2.0 assists and 13.5 minutes in 8 games. **SUMMER 2007:** In the 2007 FIBA Americas Olympic Qualifying Tournament (Las Vegas), helped Team USA to 10-0 record and a berth in the 2008 Summer Olympics...averaged 1.8 points, 3.3 rebounds, 4.6 assists, 1.3 steals while shooting 60.0% FG and 62.5% 3FG. **SUMMER 2003:** Participated in the 2003 FIBA Americas Olympic Qualifying Tournament (Puerto Rico) and led Team USA to a 10-0 record and berth in the 2004 Summer Olympics (Athens, Greece)...in 10 starts, averaged 3.4 points, 2.7 rebounds, 5.9 assists, 1.2 steals. **2002:** Selected as a member of the 2002 USA Basketball Men's World Championship Team, but withdrew due to injury. **SUMMER 2000:** Selected as a tri-captain for Team USA during the 2000 Summer Olympics (Sydney)...averaged 6.0 points, 5.3 rebounds, 4.4 assists, 1.1 steals. **SUMMER 1999:** Helped Team USA to a 10-0 record at the 1999 USA Olympic Qualifying Tournament, earning a berth in the 2000 Summer Olympics...averaged 7.4 points, 4.4 rebounds, 6.8 assists, 2.7 steals in 10 games.

DOLLAR CAPSULE

First Team All-America selection by Associated Press and the U.S. Basketball Writers as a sophomore when he led the nation with 9.1 assists to go with 16.7 points and 6.9 rebounds...first University of California, Berkeley player to earn such recognition since 1968 (Russ Critchfield)... 1993-94 Pac-10 Player of the Year (first sophomore to win award)... finalist for the 1993-94 Naismith and Wooden Awards...broke Kevin Johnson's career steals (204) and assists (272) records in only two seasons...set Cal and Pac-10 season steals (11) records as a freshman...Pac-10 Freshman of the Year in 1992-93.

PERSONAL CAPSULE

Full name is Jason Frederick Kidd...has six children: Jason, Cheyenne, T.J and twins, Miah, Jazelle and Chance founded Jason Kidd Foundation to provide funding to children's medical research and other charities that support the needs and interests of children...formed Jason Kidd Basketball Scholarship Fund at Cal and St. Joseph of Notre Dame High School (Alameda, Calif)...led St. Joseph to consecutive California Division 1 state titles with combined 63-6 mark (1990-92)...two-time California Player of the Year and all-time prep career assists leader (1,155)...won Naismith Award as nation's top high school player as a senior...while growing up in Oakland, played basketball in the same neighborhood as Gary Payton and Brian Shaw...his #5 retired by Cal (2/14/04)...son of Anne Kidd and has two younger sisters, Denise and Kim...in the spring of 2009, participated in a bone marrow drive to help

raise awareness of the importance of being a bone marrow donor during the 2008 holiday season, took kids from the Dalias Children's Advocacy Center to Toys 'R Us to shop for gifts...says his favorite thing about Dal.as is the people... lists his favorite movie as A Bronx Tale and his favorite actor as Don Cheadle...in Sept., participated in the inaugural Swing For! Yellow Charity Golf Classic that raised \$145,000 for the Lance Armstrong Foundation...www.jasonkidd.com.

REGULAR SEASON STATISTICS

Table with columns: YEAR, TEAM, GP, GS, MIN, AVG, FG, FGA, PCT, 3PG, 3FGA, PCT, FT, FTA, PCT, REBOUNDS (OFF, DEF, TOT), AVG, AST, PF, STL, TO, BLK, PTS, AVG.

PLAYOFF STATISTICS

Table with columns: YEAR, TEAM, GP, GS, MIN, AVG, FG, FGA, PCT, 3PG, 3FGA, PCT, FT, FTA, PCT, REBOUNDS (OFF, DEF, TOT), AVG, AST, PF, STL, TO, BLK, PTS, AVG.

ALL-STAR STATISTICS

Table with columns: YEAR, TEAM, GP, GS, MIN, AVG, FG, FGA, PCT, 3PG, 3FGA, PCT, FT, FTA, PCT, REBOUNDS (OFF, DEF, TOT), AVG, AST, PF, STL, TO, BLK, PTS, AVG.



REGULAR SEASON


PLAYOFFS

2010-2011

PTS	REB	AST	BLK	STL
7.1	2.1	0.8	0.1	0.1
6.2	1.8	0.7	0.1	0.1
5.8	1.7	0.7	0.1	0.1
5.7	1.7	0.7	0.1	0.1
5.6	1.7	0.7	0.1	0.1
5.5	1.7	0.7	0.1	0.1
5.4	1.7	0.7	0.1	0.1
5.3	1.7	0.7	0.1	0.1
5.2	1.7	0.7	0.1	0.1
5.1	1.7	0.7	0.1	0.1
5.0	1.7	0.7	0.1	0.1
4.9	1.7	0.7	0.1	0.1
4.8	1.7	0.7	0.1	0.1
4.7	1.7	0.7	0.1	0.1
4.6	1.7	0.7	0.1	0.1
4.5	1.7	0.7	0.1	0.1
4.4	1.7	0.7	0.1	0.1
4.3	1.7	0.7	0.1	0.1
4.2	1.7	0.7	0.1	0.1
4.1	1.7	0.7	0.1	0.1
4.0	1.7	0.7	0.1	0.1
3.9	1.7	0.7	0.1	0.1
3.8	1.7	0.7	0.1	0.1
3.7	1.7	0.7	0.1	0.1
3.6	1.7	0.7	0.1	0.1
3.5	1.7	0.7	0.1	0.1
3.4	1.7	0.7	0.1	0.1
3.3	1.7	0.7	0.1	0.1
3.2	1.7	0.7	0.1	0.1
3.1	1.7	0.7	0.1	0.1
3.0	1.7	0.7	0.1	0.1
2.9	1.7	0.7	0.1	0.1
2.8	1.7	0.7	0.1	0.1
2.7	1.7	0.7	0.1	0.1
2.6	1.7	0.7	0.1	0.1
2.5	1.7	0.7	0.1	0.1
2.4	1.7	0.7	0.1	0.1
2.3	1.7	0.7	0.1	0.1
2.2	1.7	0.7	0.1	0.1
2.1	1.7	0.7	0.1	0.1
2.0	1.7	0.7	0.1	0.1

PTS	REB	AST	BLK	STL
10.1	2.1	0.8	0.1	0.1
9.2	1.8	0.7	0.1	0.1
8.8	1.7	0.7	0.1	0.1
8.7	1.7	0.7	0.1	0.1
8.6	1.7	0.7	0.1	0.1
8.5	1.7	0.7	0.1	0.1
8.4	1.7	0.7	0.1	0.1
8.3	1.7	0.7	0.1	0.1
8.2	1.7	0.7	0.1	0.1
8.1	1.7	0.7	0.1	0.1
8.0	1.7	0.7	0.1	0.1
7.9	1.7	0.7	0.1	0.1
7.8	1.7	0.7	0.1	0.1
7.7	1.7	0.7	0.1	0.1
7.6	1.7	0.7	0.1	0.1
7.5	1.7	0.7	0.1	0.1
7.4	1.7	0.7	0.1	0.1
7.3	1.7	0.7	0.1	0.1
7.2	1.7	0.7	0.1	0.1
7.1	1.7	0.7	0.1	0.1
7.0	1.7	0.7	0.1	0.1
6.9	1.7	0.7	0.1	0.1
6.8	1.7	0.7	0.1	0.1
6.7	1.7	0.7	0.1	0.1
6.6	1.7	0.7	0.1	0.1
6.5	1.7	0.7	0.1	0.1
6.4	1.7	0.7	0.1	0.1
6.3	1.7	0.7	0.1	0.1
6.2	1.7	0.7	0.1	0.1
6.1	1.7	0.7	0.1	0.1
6.0	1.7	0.7	0.1	0.1
5.9	1.7	0.7	0.1	0.1
5.8	1.7	0.7	0.1	0.1
5.7	1.7	0.7	0.1	0.1
5.6	1.7	0.7	0.1	0.1
5.5	1.7	0.7	0.1	0.1
5.4	1.7	0.7	0.1	0.1
5.3	1.7	0.7	0.1	0.1
5.2	1.7	0.7	0.1	0.1
5.1	1.7	0.7	0.1	0.1
5.0	1.7	0.7	0.1	0.1
4.9	1.7	0.7	0.1	0.1
4.8	1.7	0.7	0.1	0.1
4.7	1.7	0.7	0.1	0.1
4.6	1.7	0.7	0.1	0.1
4.5	1.7	0.7	0.1	0.1
4.4	1.7	0.7	0.1	0.1
4.3	1.7	0.7	0.1	0.1
4.2	1.7	0.7	0.1	0.1
4.1	1.7	0.7	0.1	0.1
4.0	1.7	0.7	0.1	0.1
3.9	1.7	0.7	0.1	0.1
3.8	1.7	0.7	0.1	0.1
3.7	1.7	0.7	0.1	0.1
3.6	1.7	0.7	0.1	0.1
3.5	1.7	0.7	0.1	0.1
3.4	1.7	0.7	0.1	0.1
3.3	1.7	0.7	0.1	0.1
3.2	1.7	0.7	0.1	0.1
3.1	1.7	0.7	0.1	0.1
3.0	1.7	0.7	0.1	0.1
2.9	1.7	0.7	0.1	0.1
2.8	1.7	0.7	0.1	0.1
2.7	1.7	0.7	0.1	0.1
2.6	1.7	0.7	0.1	0.1
2.5	1.7	0.7	0.1	0.1
2.4	1.7	0.7	0.1	0.1
2.3	1.7	0.7	0.1	0.1
2.2	1.7	0.7	0.1	0.1
2.1	1.7	0.7	0.1	0.1
2.0	1.7	0.7	0.1	0.1

PTS	REB	AST	BLK	STL
10.1	2.1	0.8	0.1	0.1
9.2	1.8	0.7	0.1	0.1
8.8	1.7	0.7	0.1	0.1
8.7	1.7	0.7	0.1	0.1
8.6	1.7	0.7	0.1	0.1
8.5	1.7	0.7	0.1	0.1
8.4	1.7	0.7	0.1	0.1
8.3	1.7	0.7	0.1	0.1
8.2	1.7	0.7	0.1	0.1
8.1	1.7	0.7	0.1	0.1
8.0	1.7	0.7	0.1	0.1
7.9	1.7	0.7	0.1	0.1
7.8	1.7	0.7	0.1	0.1
7.7	1.7	0.7	0.1	0.1
7.6	1.7	0.7	0.1	0.1
7.5	1.7	0.7	0.1	0.1
7.4	1.7	0.7	0.1	0.1
7.3	1.7	0.7	0.1	0.1
7.2	1.7	0.7	0.1	0.1
7.1	1.7	0.7	0.1	0.1
7.0	1.7	0.7	0.1	0.1
6.9	1.7	0.7	0.1	0.1
6.8	1.7	0.7	0.1	0.1
6.7	1.7	0.7	0.1	0.1
6.6	1.7	0.7	0.1	0.1
6.5	1.7	0.7	0.1	0.1
6.4	1.7	0.7	0.1	0.1
6.3	1.7	0.7	0.1	0.1
6.2	1.7	0.7	0.1	0.1
6.1	1.7	0.7	0.1	0.1
6.0	1.7	0.7	0.1	0.1
5.9	1.7	0.7	0.1	0.1
5.8	1.7	0.7	0.1	0.1
5.7	1.7	0.7	0.1	0.1
5.6	1.7	0.7	0.1	0.1
5.5	1.7	0.7	0.1	0.1
5.4	1.7	0.7	0.1	0.1
5.3	1.7	0.7	0.1	0.1
5.2	1.7	0.7	0.1	0.1
5.1	1.7	0.7	0.1	0.1
5.0	1.7	0.7	0.1	0.1
4.9	1.7	0.7	0.1	0.1
4.8	1.7	0.7	0.1	0.1
4.7	1.7	0.7	0.1	0.1
4.6	1.7	0.7	0.1	0.1
4.5	1.7	0.7	0.1	0.1
4.4	1.7	0.7	0.1	0.1
4.3	1.7	0.7	0.1	0.1
4.2	1.7	0.7	0.1	0.1
4.1	1.7	0.7	0.1	0.1
4.0	1.7	0.7	0.1	0.1
3.9	1.7	0.7	0.1	0.1
3.8	1.7	0.7	0.1	0.1
3.7	1.7	0.7	0.1	0.1
3.6	1.7	0.7	0.1	0.1
3.5	1.7	0.7	0.1	0.1
3.4	1.7	0.7	0.1	0.1
3.3	1.7	0.7	0.1	0.1
3.2	1.7	0.7	0.1	0.1
3.1	1.7	0.7	0.1	0.1
3.0	1.7	0.7	0.1	0.1
2.9	1.7	0.7	0.1	0.1
2.8	1.7	0.7	0.1	0.1
2.7	1.7	0.7	0.1	0.1
2.6	1.7	0.7	0.1	0.1
2.5	1.7	0.7	0.1	0.1
2.4	1.7	0.7	0.1	0.1
2.3	1.7	0.7	0.1	0.1
2.2	1.7	0.7	0.1	0.1
2.1	1.7	0.7	0.1	0.1
2.0	1.7	0.7	0.1	0.1



IAN 28 MAHINMI

POSITION
CENTER

HEIGHT / WEIGHT
6-11 / 230

DATE OF BIRTH
11/05/86

EXPERIENCE
3 YEARS PRO

FROM
FRANCE



CAREER TRANSACTIONS

Selected by San Antonio in the first round (28th overall pick) of the 2005 NBA Draft...signed by San Antonio (8/23/07)...signed by Dallas (7/13/10)

PROFESSIONAL CAPSULE

Through three NBA seasons with San Antonio and Dallas, averages 3.4 points, 2.0 rebounds and 7.7 minutes in 88 games while shooting 58.2% (96-165 FGs) from the floor...played four seasons in France before joining the NBA.

SEASON HIGHLIGHTS

2010-11: Averaged 3.1 points, 2.1 rebounds and 8.7 minutes in 56 games while shooting 56.1% (55-98 FGs) from the field and 76.8% (63-82 FTs) from the line...1 double-double...4 games with 10+ points...2 games with 10+ rebounds...1st career double-double with 12 points (2-5 FGs, 8-10 FTs) and 10 rebounds (7 OR) in 21 minutes vs. GS (12/7/10)...7 points (3-4 FGs, 1-2 FTs), 4 rebounds, 11 minutes at SA (1/14/11)...career-high 17 points (6-6 FGs, 5-6 FTs), 6 rebounds, 21 minutes at MEM (1/15/11)...8 points (3-3 FGs) in 15 minutes at DET (1/17/11)...6 points (6-6 FTs) in 13 minutes at NJ (1/22/11)...7 points (2-3 FGs, 3-4 FTs) in 8 minutes vs. WAS (1/31/11)...11 points (4-6 FGs, 3-4 FTs), 8 rebounds, 21 minutes vs. CLE (2/7/11)...7 points (3-6 FGs, 1-2 FTs), 6 rebounds, 25 minutes at HOU (2/12/11)...13 points (4-7 FGs, 5-8 FTs) in 23 minutes at TOR (2/27/11)...7 points (3-4 FGs, 1-4 FTs), 5 rebounds, 20 minutes vs. IND (3/4/11)...9 points (2-3 FGs, 5-6 FTs), career-high 13 rebounds, 20 minutes vs. GS (3/20/11)...7 points (2-2 FGs, 3-6 FTs), 5 rebounds, 2 assists, 19 minutes at POR (4/3/11)...recorded 25 DNP-CDs and spent 1 game on the inactive list (CD) vs. PHO (4/10/11) **2009-10:** Appeared in 26 games for SA, averaging 3.9 points and 2.0 rebounds in 6.3 minutes...shot 63.6% (35-55 FGs) from the floor and 66.0% (31-47 FTs) from the free throw line...10+ points 4 times...career-high 15 points (6-6 FGs, 3-4 FTs) and 9 rebounds vs. NJ (1/10/10)...14 points (4-7 FGs, 6-12 FTs) and 7 rebounds vs. MIN (4/12/10)...12 points (6-9 FGs) and 6 rebounds vs. GS (3/19/10)...10 points (4-7 FGs, 2-2 FTs) at ORL (3/17/10)...8 points (3-3 FGs, 2-3 FTs) and 5 rebounds at HOU (2/26/10)...18 DNP-CDs...inactive for 38 games. **2008-09:** Missed the entire season due to right ankle surgery. **2007-08:** Appeared in 6 games and averaged 3.5 points in 3.8 minutes...started the season in SA and saw action in 6 of the first 11 games...made NBA debut vs. POR (10/30/08) and recorded 1 minute...season-high 12 points (4-7 FGs, 4-4 FTs) in a season-high 10 minutes vs. MIL (11/11/08)...assigned to D-League's Austin (11/21/08) in 46 games, averaged 18.8 points, 8.0 rebounds and 1.7 blocks in 29.6 minutes while shooting 61.5% (276-449 FGs) from the floor and 76.6% (219-286 FTs) from the line...named to the All-NBA D-League First Team...ranked 19th in the D-League in scoring, 2nd in FG%, 8th in rebounding and 9th in blocks...16 double-doubles and 10+ points 38 times...in 4 games in the 2008 D-League Playoffs, averaged 18.3 points, 10.8 rebounds and 3.5 blocks in 38.3 minutes.



PLAYOFF CAPSULE

Holds averages of 2.5 points, 1.0 rebounds and 6.4 minutes in 8 career playoff games with SA and DAL. **2011:** Averaged 1.8 points, 1.0 rebounds and 5.5 minutes in 6 postseason games...appeared in 1st playoff game with DAL in Game 5 vs. POR (4/25/11)...playoff-highs of 4 points (2-3 FGs), 3 rebounds and 11 minutes in Game 6 at MIA (6/12/11)... recorded 15 DNP-CDs **2010:** In 2 first-round games vs. DAL, averaged 4.5 points, 1.0 rebounds and 9.5 minutes...made career playoff debut in Game 5 vs. DAL (4/27/10) with 9 points (3-6 FGs, 3-4 FGs FTs), 2 rebounds and 1 block in 18 minutes

INTERNATIONAL CAPSULE

Spent three seasons with Le Havre (French A League) before joining Pau-Orthez (A League)...member of the French National Team **SUMMER 2010:** Represented France in the 2010 World Championships in Istanbul, Turkey...in 6 games of action, averaged 4.5 points, 3.2 rebounds and 10.0 minutes while shooting 64.3% FG and 90.0% FT **2006-07:** In 18 Euroleague games, averaged 3.7 points and 2.8 rebounds...in 33 French League games, contributed 4.3 points and 3.2 rebounds. **2005-06:** In 33 French League games, averaged 9.7 points, 5.2 rebounds and 1.0 blocks while shooting 56.1% FG **SUMMER 2005:** Represented France in the 2005 European Under-20 Championship and averaged 7.4 points and 5.1 rebounds. **2004-05:** Averaged 6.0 points and 4.0 rebounds while shooting 59.7% FG in 31 French League games **SUMMER 2004:** Member of the French team that captured the bronze at the 2004 European Junior Championship **2003-04:** Appeared in 3 French League games and recorded 1.7 points and 1.0 rebounds.

PERSONAL CAPSULE

Born and raised in Rouen, France...his mother is from Jamaica and his father is from Benn... has two brothers and two sisters...his older brother played professional soccer in Canada...lists *Remember the Titans* as his favorite movie... enjoys traveling, with Greece being his favorite destination... is comfortable with either the English (Ian) or French (Yan) pronunciation of his name...says his dad calls him Ian while his mom refers to him as Yan

REGULAR SEASON STATISTICS

YEAR	TEAM	GP	GS	MIN	AVG	FG	FGA	PCT	3FG	3FGA	PCT	FT	FTA	PCT	REBOUNDS			TOT	AVG	AST	PF	STL	TO	BLK	PTS	AVG
															OFF	DEF	5									
2007-08	SA	8	0	22	3.7	6	2	50%	0	0	0	9	0	1,000	0	5	5	0.0	1	4	0	2	4	21	3.5	
2009-10	SA	28	0	164	8.3	35	55	60%	0	0	0	7	47	600	13	30	62	2.0	2	32	3	16	8	101	3.9	
2010-11	DAL	56	0	488	8.7	55	98	58%	0	2	0	63	82	768	43	77	120	2.1	8	105	14	25	15	173	3.1	
TOTAL		88	0	674	7.7	96	155	58%	0	2	0	79	130	746	56	121	177	2.8	11	141	17	42	27	285	3.4	

PLAYOFF STATISTICS

YEAR	TEAM	GP	GS	MIN	AVG	FG	FGA	PCT	3FG	3FGA	PCT	FT	FTA	PCT	REBOUNDS			TOT	AVG	AST	PF	STL	TO	BLK	PTS	AVG
															OFF	DEF	5									
2009-10	SA	2	0	18	9.0	7	6	50%	0	0	0	3	4	75%	0	2	2	1.0	0	3	0	2	1	0	8	4.5
2010-11	DAL	6	0	37	5.5	7	5	60%	0	0	0	5	8	55%	3	3	6	1.0	0	10	1	0	0	11	1.8	
TOTAL		8	0	55	6.4	14	11	54%	0	0	0	8	12	65%	3	5	8	1.0	0	13	1	2	1	20	2.6	



REGULAR SEASON


GP	PTS	REB	AST	STL	BLK	MIN
82	11.5	6.9	1.4	0.8	0.8	28.2

PLAYOFFS

GP	PTS	REB	AST	STL	BLK	MIN
11	12.5	6.9	1.4	0.8	0.8	28.2

2010-2011

GP	PTS	REB	AST	STL	BLK	MIN
80	12.5	6.9	1.4	0.8	0.8	28.2



SHAWN MARION

POSITION FORWARD

HEIGHT / WEIGHT 6-7 / 228

DATE OF BIRTH 5/07/78

EXPERIENCE 12 YEARS PRO

TEAM ONLY



CAREER TRANSACTIONS

Selected by Phoenix in the first round (ninth overall pick) of the 1999 NBA Draft...traded with Marcus Banks to Miami for Shaquille O'Neal (2/8/08) . traded with Marcus Banks and cash considerations to Toronto for Jermaine O'Neal, Jamano Moon and a conditional draft pick (2/13/09)...acquired with Kris Humphries, Nathan Jawai and cash considerations from Toronto for Antoine Wright and Devean George in a deal that also sent Greg Buckner to Dallas from Memphis in exchange for Jerry Stackhouse and cash considerations, a second round pick and cash considerations from Toronto to Memphis, and Hedo Turkoglu from Orlando to Toronto for cash considerations from Dallas and Toronto (7/9/09)

PROFESSIONAL CAPSULE

Averages 16.8 points, 9.3 rebounds, 1.9 ass.sts and 36.3 minutes in 900 career games (832 starts) with Phoenix, Miami, Toronto and Dallas...has shot at least 50% FG in five seasons (2005-06, 2006-07, 2007-08, 2009-10, 2010-11)...four-time NBA All-Star reserve (2003, 2005, 2006, 2007) .two-time Third Team All-NBA (2004-05, 2005-06), six-time Western Conference Player of the Week and one-time Western Conference Player of the Month scored his 15,000th point at UTA (3/26/11)...vs. ND (4/13/11), became the fifth player in NBA history to record 1,500 steals and 1,000 blocks along with Hakeem Olajuwon, Karl Malone, Kevin Garnett and Julius Erving...was a member of the bronze-medal winning USA Basketball Senior National Team that participated in the 2004 Olympics (Athens, Greece)...was a member of the Team USA squad that went 6-3 and finished in sixth place at the 2002 FIBA World Championships (Indianapolis). participated for Team USA at the 2001 Goodwill Games (Brisbane, Australia) and helped the USA to a 5-0 record and the gold medal

SEASON HIGHLIGHTS

2010-11: Averaged 12.5 points, 6.9 rebounds, 1.4 ass.sts and 28.2 minutes in 80 games (27 starts) while shooting 52.0% (434/834 FGs) from the field and 76.8% (126/164 FTs) from the line .among league leaders, ranked 16th in FG% .12 double-doubles .11 games with 20+ points...16 games with 10+ rebounds...7 games with 3+ steals...in 1st start of season, 20 points (10-15 FGs), 7 rebounds, 2 blocks, 35 minutes at MEM (11/10/10) .16 points (8-11 FGs), 5 rebounds, 30 minutes vs. PHI (11/12/10) .1st double-double with 12 points (6-11 FGs), 10 rebounds in 31 minutes at ATL (11/20/10) .2nd double-double with 14 points (5-10 FGs, 4-5 FTs), 10 rebounds in 27 minutes vs. HOU (11/29/10)...season-high (game-high) 13 rebounds to go with 7 points in 29 minutes at MIA (12/20/10) .20 points (10-15 FGs), 9 rebounds in 32 minutes at OKC (12/27/10) .22 points (11-16 FGs), 5 rebounds in 31 minutes at CLE (1/2/11) . season-high-tying 25 points (12-17 FGs, 1-2 FTs), including 21 1st-half points, in 37 minutes vs. OKC (1/6/11) . 3rd double-double with 14 points (6-11 FGs, 2-3 FTs), 10 rebounds, 30 minutes at SA (1/14/11) .22 points (10-13 FGs, 2-4 FTs), including 17 2nd-half points, in 30 minutes vs. LAL (1/19/11) . 4th double-double with 10 points (4-7 FGs, 2-2 FTs), 10 rebounds, 30 minutes vs. LAC (1/25/11) .5th double-double with 17 points (5-15 FGs, 7-8 FTs), 10 boards, 27 minutes vs. CLE (2/7/11)...6th double double with 13 points (4-6



FGs, 5-6 FTs), 10 rebounds, 30 minutes at WAS (2/26/11). 20 points (10-17 FGs), 6 rebounds, 24 minutes at TOR (2/27/11) ..7th double-double with 10 points (4-8 FGs, 2-4 FTs), 10 rebounds, 30 minutes at PHI (3/1/11) .8th double-double with 10 points (4-9 FGs, 2-2 FTs), 12 rebounds, 33 minutes vs. MEM (3/6/11) . 22 points (10-15 FGs, 2-2 FTs), 8 rebounds (6 OR), 2 steals, 30 minutes vs. NY (3/10/11) .. 9th double double with game-high tying 25 points (11-20 FGs, 3-4 FTs), 12 rebounds (7 OR), 2 blocks, 35 minutes vs. LAL (3/12/11) reached the 15,000 points plateau at UTA (3/26/11) .. a runner at the 3:23 mark of the 4th quarter gave him 11 points for the game (15,001 career) and he finished with 13 points (6-9 FGs, 1-2 FTs), 7 rebounds and 4 steals in 34 minutes .. 21 points (10-17 FGs, 1-2 FTs), 8 rebounds, 3 blocks, 30 minutes at GS (4/2/11) .. 10th double-double with 21 points (10-14 FGs, 1-2 FTs), 10 rebounds, 31 minutes vs. DEN (4/6/11) .. 11th double-double with 13 points (5-10 FGs, 3-4 FTs), 10 rebounds, 4 assists, 2 steals, 30 minutes vs. LAC (4/8/11) .. 3rd straight double-double (12th of the season) with 18 points (9-20 FGs), 11 rebounds (6 OR), 28 minutes vs. PHO (4/10/11) . 21 points (10-14 FGs, 1-1 FTs), 4 rebounds, 4 assists, 38 minutes at HOU (4/11/11) . missed 1 game due to a high contusion at MIL (1/1/11) . left the game at NO (3/9/11) in the 3rd quarter with sore ribs and did not return .. suffered a sprained right wrist vs. SA (3/18/11) and did not return for the 2nd half .. missed 1 game due to the injury (vs. GS 3/20/11) . **2009-10:** Averaged 12.0 points, 6.4 rebounds and 1.4 assists in 31.8 minutes through 75 starts ... shot 50.8% (395-778 FGs) from the floor, 15.8% (3-19 3FGs) from the 3-point range and 75.5% (105-139 FTs) from the line . among NBA leaders, ranked 22nd in FG% ... 3 games with 20+ points, 6 double-doubles (6-0 record) ... in DAL debut vs. WAS (10/27/09), recorded 16 points (8-12 FGs, 4-5 FTs), 7 rebounds, 1 steal and game-high 3 blocks in 36 minutes .. 18 points (8-15 FGs, 2-2 FTs), 6 rebounds, 1 assist, 1 steal, 1 block in 34 minutes at LAL (10/30/09) ... 1st double-double with 16 points (7-19 FGs, 2-2 FTs), 11 rebounds (9 DR), 1 steal, 2 blocks and 38 minutes at LAC (10/31/09) ... 18 points (9-11 FGs, including 9 straight FGs), 8 rebounds, 1 assist, 1 steal and 29 minutes vs. TOR (11/7/09) ... 2nd double-double with 15 points (5-10 FGs, 5-6 FTs), season-high 15 rebounds (8 DR), 2 steals, 2 blocks, 45 minutes vs. CHA (12/2/09) ... 17 points (7-14 FGs, 3-4 FTs), 9 rebounds, 1 steal, 2 blocks in 35 minutes vs. HOU (12/18/09) .. 16 points (7-9 FGs, 2-2 FTs), 8 rebounds, 1 assist, 2 blocks and 43 minutes at BOS (1/18/10) .. 18 points (9-11 FGs), 9 rebounds, 1 steal and 2 blocks in 33 minutes vs. GS (2/3/10) .. 5 points, 7 rebounds, season-high 5 assists and 1 steal in 34 minutes at GS (2/8/10) . 4th double-double with 14 points (5-12 FGs, 4-6 FTs), 10 rebounds, 3 assists and 33 minutes vs. PHO (2/17/10) ... 17 points (8-14 FGs, 1-1 3FGs), 7 rebounds, 1 steal, 1 block, 31 minutes vs. MIN (3/3/10) ... 12 points (5-7 FGs, 2-2 FTs), 7 rebounds, 3 assists, 3 steals, 1 block, 30 minutes vs. SAC (3/5/10) ... 18 points (9-12 FGs), 4 rebounds, 1 assist, 2 steals, 2 blocks, 38 minutes at CHI (3/6/10) ... season-high 29 points (14-25 FGs, 1-2 FTs), 14 rebounds, 3 steals, 38 minutes for 5th double-double at MIN (3/8/10) . 6th double-double (2nd straight) with 14 points (5-10 FGs, 4-4 FTs), 13 rebounds (season-high 11 DR), 1 steal, 3 blocks, 40 minutes vs. NJ (3/10/10) ... 2nd 20-point game with 21 points (9-13 FGs, 3-3 FTs), 2 rebounds, 2 assists, 2 steals and 29 minutes vs. DEN (3/29/10) . 3rd 20-point game with 21 (9-12 FGs, 3-3 FTs), 1 rebound, 1 assist and 1 block in 26 minutes at LAC (4/12/10) .. missed 7 games due to injury 3 (vs. SA 11/18 vs. GS 11/24/09) with left ankle sprain, at DEN (2/9/10) with lower back tightness and 3 (vs. MEM 4/7-at SAC 4/10/10) with left oblique strain **2008-09:** Averaged 12.9 points, 8.5 rebounds, 1.3 steals and 35.8 minutes in 69 games (68 starts) with MIA and TOR . in TOR, averaged 14.3 points, 8.3 rebounds, 2.3 assists and 35.3 minutes in 27 starts ... 22 double-doubles, snapping a string of 8 consecutive seasons with 30+ ... 10+ points 51 times, with 8 games of 20+ points ... 28 games with double-digit rebounds ... season-high 44 minutes vs. TOR (11/16/08) ... 6 steals at PHO (11/28/08) .. season-best 16 rebounds vs. GS (12/23/08) .. 10 points, 6 rebounds and team-high 6 assists in Raptors debut vs. CLE (2/18/09) . 27 points and 12 rebounds at PHO (2/27/09) ... shot 58.0% (36-62 FGs) from the field and averaged 16.4 points and 10.6 rebounds over a 4-game stretch (3/27-4/4/09) . season-high 34 points (15-18 FGs) and 11 rebounds at CHI (4/15/09) **2007-08:** Split season between PHO and MIA and averaged 15.4 points, 10.2 rebounds, 2.0 steals, 1.4 blocks and 36.7 minutes in 63 games . among NBA leaders, ranked 7th in steals per game and 18th in double-doubles (32) ... 10+ points 52 times (40 with PHO), including 16 games with 20+ points 10+ rebounds 35 times, including 1 20-rebound effort .. 32 double-doubles (23 with PHO) ... credited with playing in 2 games in 2 different cities with 2 different teams (12/19/07) . started for PHO at DAL and totaled 23 points, 10 rebounds, 2 assists, 3 steals in 38 minutes ... also credited with playing 0:51 for MIA at ATL in the resumption of a protested game that was actually finished on 3/8/08 . the final 51 seconds of the overtime marked the only game all year he did not start and the first time since 3/10/00 he appeared in a game in which he did not start ... in 47 starts for PHO, averaged



15.8 points (.526 FG%, .713 FT%), 9.9 rebounds, 2.1 assists, 2.0 steals, 1.5 blocks and 36.4 minutes ... started 15 of 18 games in which he appeared for MIA and averaged 14.3 points, 11.2 rebounds, 2.5 assists, 1.9 steals and 37.6 minutes ... matched career high with 24 rebounds at MIA (11/9/07) ... 15 points, 14 rebounds, 4 assists, 3 steals and 3 blocks in 44 minutes in MIA debut against LAL (2/10/08) ... sat out final 15 games of the season (3/21-4/16/08) with back spasms **2006-07:** In 80 starts for PHO, averaged 17.5 points (.524 FG%, .810 FT%), 9.8 rebounds, 2.0 steals, 1.7 assists, 1.5 blocks and 37.6 minutes ... led NBA in total steals (156) .. joined Kevin Garnett as the only players in the NBA who ranked in the top 40 in points (35th), rebounds (8th), FG% (T-17th), blocks (21st), steals (6th) and minutes (20th) . led PHO in starts, minutes (3,010), defensive rebounds (613), rebound average, steals and blocks (122) ... 10+ points on 73 occasions, including 28 games with 20+ points and 4 30-point performances ... 10+ rebounds 40 times, including 2 games with 20+ rebounds ... 37 double-doubles ... 10,000th career point in the season-opener at LAL (10/31/06) .. 20 rebounds vs. MIN (1/21/07) **2005-06:** In 81

starts, averaged career-highs of 21.8 points and 11.8 rebounds. Led PHO in points, scoring average, starts, total minutes, FGs, offensive rebounds, defensive rebounds, rebounds, steals and blocks. Only player in the NBA to be ranked in the top 20 in scoring (17th), rebounding (3rd), steals (5th), blocks (17th), FG% (10th) and minutes (7th). Career high 60 double-doubles. First player in NBA history to finish in the top 5 in both rebounding and steals in consecutive years since the league started tracking steals (1973-74 season). Joined Kevin Garnett, Elton Brand and Yao Ming as the only players in the NBA to average 20 points and 10 rebounds. NBA Western Conference Player of the Month (Feb.). Career-high and PHO franchise-record 60.06 minutes at NY (1/2/06). Career-high 8 steals vs. MIN (2/6/06), tying the single-game high by an NBA player in 2005-06. 5,000th career rebound vs. SAC (2/10/06). Career-high 44 points vs. BOS (2/22/06). Only second Sun in franchise history (Charles Barkley) to record 3 consecutive 30-point/15-rebound games (2/22-2/27/06). First Sun since Barkley to record a 30-point/20-rebound game with 31 points and an NBA season-high (career-high) 24 rebounds vs. CHA (2/25/06). **2004-05:** In 81 starts, averaged 19.4 points, 11.3 rebounds, 2.0 steals, 1.9 assists, 1.5 blocks and 38.8 minutes. Only NBA

SAC (12/14/03). Career-high-tying 8 assists at DAL (3/8/04). Missed 3 games due to injury. **2002-03:** Averaged 21.2 points, 9.5 rebounds, 2.4 assists, 2.3 steals, 1.2 blocks and 41.6 minutes in 81 games. Only player in NBA to finish in the top 20 in scoring (17th) and the top 10 in rebounding (8th) and steals (3rd). 10+ points 79 times, including 49 games with 20+ points and 9 30-point efforts. 10+ rebounds 39 times and 38 double-doubles. 2,000th career rebound vs. CLE (11/1/02). Season-high 36 points vs. CHI (2/3/03). 5,000th career point at LAL (4/6/03). **2001-02:** In 81 games, averaged 19.1 points, 9.9 rebounds, 2.0 assists, 1.8 steals, 1.1 blocks and 38.4 minutes. Ranked among NBA leaders in rebounding (7-8th), steals (12th), minutes (1-18th). 10+ points 74 times, including 40 games with 20+ points and 4 30-point nights. 10+ rebounds 44 times and 43 double-doubles (5th in NBA). **2000-01:** Averaged 17.3 points, 10.7 rebounds, 2.0 assists, 1.7 steals, 1.4 blocks and 36.2 minutes in 78 starts. Ranked among NBA leaders in rebounds per game (8th) and steals per game (12th). Increased scoring production by a career-high 7.1 points and rebound average by a career-best 4.2 rebounds from his rookie season. 10+ points on 69 occasions, including 28 games of 20+ points and 2 30-point performances. 10+ rebounds on 51 occasions and 47 double-doubles (6th in the NBA). Played for the Sophomores in the Schick Rookie Challenge at All-Star Weekend (Washington, D.C.) and finished with 18 points, 3 rebounds, 2 assists, 2 steals and 1.7 blocks in 24 minutes. Double-doubles in a career-high 11 consecutive games (11/9-12/3/00). 10+ rebounds in a career-high 13 consecutive games (1/29-2/25/01). Career-high 16 FGs vs. DAL (4/11/01). **1999-2000:** In 51 games (38 starts), averaged 10.2 points, 6.5 rebounds, 1.4 assists, 1.0 blocks, 0.8 steals and 24.7 minutes. Selected to the NBA All-Rookie Second Team. Started and made NBA debut at DEN (11/2/99) and tallied 14 points, season-high 14 rebounds, 3 assists and 2 blocks in 35 minutes. Season-best 27 points vs. NJ (11/27/99). Had surgery (12/23/99) to remove loose cartilage from underneath his left kneecap. Was placed on the injured list (12/5/99) with left knee chondromalacia patella and missed 31 games (12/4/99-2/6/00).

PLAYOFF CAPSULE

Has appeared in 92 playoff starts, averaging 15.3 points, 9.4 rebounds, 1.5 assists, 1.3 steals and 37.8 minutes. Has shot 46.1% (105-225 FGs) from the field, 33.0% (63-191 3FGs) from 3-point range and 81.8% (198-242 FTs) from the line. **2011:** In 21 starts, averaged 11.9 points, 6.3 rebounds, 2.1 assists and 0.9 blocks in 32.9 minutes. Shot 46.7% (105-225 FGs) from the field and 85.1% (40-47 FTs) from the line. 2 double-doubles. 2 games with 20+ points. 13 games with 10+ points. 1st postseason double-double (37th career) with 12 points (6-11 FGs), 11 rebounds, 33 minutes in Game 4 at POR (4/23/11). 14 points (5-10 FGs, 4-5 FTs), 9 rebounds, 34 minutes in Game 2 at LAL (5/4/11). 18 points (9-13 FGs), 2 steals, 2 blocks, 38 minutes in Game 3 at OKC (5/21/11). Playoff-high 26 points (10-17 FGs, 6-7 FTs), 8 rebounds, 3 blocks, 40 minutes in Game 5 vs. OKC (5/25/11). 2nd double-double with 16 points (6-12 FGs, 4-5 FTs), 10 rebounds, 4 assists, 35 minutes in Game 1 at MIA (5/31/11). 20 points (9-14 FGs, 2-2 FTs), 8 rebounds, 3 assists, 41 minutes in Game 2 at MIA (6/2/11). **2010:** In 6 first-round games vs. SA, averaged 8.7 points, 4.2 rebounds, 1.0 assists and 24.7 minutes. 14 points (7-13 FGs), 7 rebounds, 1 assist, 1 block and 28 minutes in Game 4 at SA (4/25/10). **2007:** In 11 starts for PHO, averaged 16.9 points, 10.4 rebounds, 1.7 blocks, 1.5 steals, 1.2 assists and 41.4 minutes. In the 5-game first-round series vs. LAL, averaged 18.4 points, 10.2 rebounds, 1.8 assists, 1.8 steals, 1.0 blocks and 39.8 minutes. In the 6-game Western Conference Semifinal series vs. SA, averaged 15.7 points, 10.5 rebounds, 2.3 blocks, 1.2 steals, and 42.5 minutes. Surpassed Charles Barkley (644) to become the Suns' all-time postseason leader in rebounds in Game 1 vs. SA (5/6/07). **2006:** Started all 20 games and averaged 20.4 points, 11.7 rebounds, 1.9 steals, 1.2 blocks and 42.5 minutes. Led PHO in scoring 5 times and in rebounds 17 times, including 12 consecutive games (5/4-28/06). 10+ points in all 20 games, including 11 games with 20+ points and 4 30-point performances. Postseason career-high 3 consecutive 30-point outings (5/16-22/06). 12 double-doubles. In 7-game first-round series vs. LAL, averaged 18.1 points (44.4 FG%, 94.4 FT%), 9.4 rebounds, 1.9 steals, 1.7 assists, 0.9 blocks and 42.9 minutes. Averaged 25.6 points (50.4 FG%, 86.1 FT%), 12.6 rebounds, 2.1 assists, 1.9 steals, 1.4 blocks and 42.7 minutes in the 7-game Western Conference Semifinal series vs. LAC. Led team in rebounds in all 7 games. His 25.6 ppg vs. LAC marks his high in a postseason series. 30+ points in 4 of the 7 games, including each of the final 3 contests. Postseason career-highs in minutes (55) and rebounds (20) in Game 5. In the decisive Game 7, had 30 points and 9 rebounds. In the 6-game Western Conference Finals vs. DAL, averaged 16.8 points, 13.2 rebounds, 1.8 steals, 1.2 blocks, and 41.5 minutes. His 13.2 rebound average marks a personal best



player to be ranked in the top 25 in scoring (23rd), rebounding (3rd), steals (4th), blocks (23rd) and minutes (9th). Became only the second player in NBA history (David Robinson, 1991-92) to rank in the top 5 in rebounding and steals in the same season since the league began tracking steals (1973-74). 10+ points 78 times, including 40 games with 20+ points and 4 30-point performances. 10+ rebounds on 53 occasions, including 1 20-rebound effort. 53 double-doubles (2nd in NBA). Played 15,000th career minute vs. POR (1/2/05). Season-high 37 points vs. SA (1/21/05), including a stretch of 14 consecutive points (2 shy of the franchise record) in a span of 3:16 in the 3rd quarter. 4,000th career rebound at MEM (2/1/05). First career 20-rebound effort, pulling down a season-high 20 rebounds vs. BOS (2/27/05). **2003-04:** Averaged 19.0 points, 9.3 rebounds, 2.7 assists, 2.1 steals, 1.3 blocks and 40.7 minutes in 79 games. Led NBA in total steals (167). Joined 2003-04 MVP Kevin Garnett as the only 2 NBA players to rank in the top 30 in scoring (19th), rebounds (14th), steals (2nd), blocks (27th) and minutes (2nd). Led PHO in starts, points (1,498), FGs (590), 3FGs (90), offensive rebounds (212), defensive rebounds (525), rebounds (737), steals and blocks (104). 10+ points 74 times, including 37 games with 20+ points and 4 30-point performances. 35 double-doubles (12th in the NBA). Season-high 32 points at

in a postseason series... 19 points and 19 rebounds in Game 2 vs. DAL. **2005:** Started all 15 games and averaged 17.6 points, 11.8 rebounds, 1.7 blocks, 1.5 assists, 1.4 steals and 42.3 minutes...postseason career-best 26 blocks... led team in rebounds on 9 occasions, including all 4 games in the first-round sweep of MEM...10+ points on 12 occasions, including 7 games with 20+ points and his 1st postseason 30-point performance...in the 4-game first round sweep of MEM, averaged 21.3 points, 12.5 rebounds, 2.5 assists, 1.3 steals, 2.3 blocks and 41.0 minutes...double-double in each game...averaged 23.3 points, 12.2 rebounds, 1.8 blocks, 1.5 steals, 1.3 assists and 45.0 minutes in the 6-game Western Conference Semifinal series vs. DAL...5 double-doubles...postseason career-high 38 points, with 16 rebounds and 2 steals in 51 minutes in the decisive Game 6 overtime victory at DAL...playoff career-high 6 blocks in Game 2...in the 5-game Western Conference Finals series vs. SA, averaged 7.8 points, 10.8 rebounds, 1.4 steals, 1.2 blocks, 1.0 assists and 40.2 minutes...2 double-doubles. **2003:** Started all 6 games vs. SA and averaged 18.5 points, 11.7 rebounds, 2.0 assists, 1.8 steals, 1.8 blocks and 47.0 minutes...10+ points on 5 occasions, including 3 games with at least 20 points...10+ rebounds on 4 occasions and 3 double-doubles. **2001:** Started all 4 games in the first-round, 4-game series vs. SAC and averaged 14.8 points, 8.3 rebounds, 1.5 steals, 1.5 blocks and 34.8 minutes...1 20-point performance, 2 double-doubles. **2000:** In 9 starts, averaged 9.1 points, 8.8 rebounds, 1.6 blocks and 31.2 minutes...in the 4-game first-round series vs. SA, averaged 9.0 points, 10.5 rebounds, 2.5 blocks and 31.5 minutes...made postseason debut in Game 1 (4/22/00) and had 10 points, 9 rebounds, 1 assist, 2 blocks and 1 steal in 30 minutes...1st career postseason double-double in Game 3 with 16 points and 14 rebounds (including a postseason career-high 7 offensive rebounds)...in the 5-game Western Conference Semifinal series vs. LAL, averaged 9.2 points, 7.4 rebounds and 31.0 minutes.

INTERNATIONAL CAPSULE

SUMMER 2004: Was a member of the bronze-medal winning USA Basketball Senior National Team that participated in 2004 Olympics (Athens, Greece). **SUMMER 2002:** Finished 6-3 (sixth place) at the 2002 FIBA World Championships (Indianapolis) as a member of Team USA. **SUMMER 2001:** Participated for Team USA at the 2001 Goodwill Games (Brisbane, Australia) and helped the USA to a 5-0 record and the gold medal.

COLLEGE CAPSULE

Became an early entry candidate for the 1999 NBA Draft after playing one season at UNLV (1998-99) and two seasons (1996-98) at Vincennes University (Indiana)...as a junior at UNLV, averaged 18.7 points, 9.3 rebounds, 2.5 steals and 1.9 blocks in 29 games...named to the Western Athletic Conference Mountain Division First Team, All-Newcomer Team and All-Defensive Team...led UNLV in scoring and rebounding (29th in nation)...season-highs in both points (34) and rebounds (21) against Texas Christian University...in two seasons at Vincennes, appeared in 72 games and averaged 23.4 points, 13.0 rebounds and 3.1 assists...left Vincennes as the

all-time leading scorer in school history (1,685 points) two-time recipient of the Allen L. Bradford NJCAA Region 12 MVP Award at Vincennes and was a two-time selection to the NJCAA National Tournament Team...as a sophomore, named the 1998 NJCAA David Rowlands Male Student Athlete of the Year, given annually to an outstanding male athlete from one of approximately 530 colleges within its membership... First Team Junior College All-American his sophomore season after averaging 23.5 points (58.2 FG%, 74.8 FT%), 13.1 rebounds, 2.8 assists, 2.9 blocks and 2.1 steals in 36 games... helped lead his team to a 31-5 record in 1997-98 and a spot in the National Junior College Athletic Association Tournament where he set a tournament record for rebounds with 68 (13.6 rpg in 5 games)...named MVP of the National Junior College All-Star Game (1998) after recording 21 points, 16 rebounds and 9 assists...As a freshman, earned Second Team Junior College All-American honors after averaging 23.3 points, 12.8 rebounds and 3.4 assists in 36 games.

PERSONAL CAPSULE

Was given the nickname "The Matrix" by TNT analyst Kenny Smith...bought his mother a house in Las Vegas after he was drafted...is a three-time winner of the NBA's Community Assist Award (Aug. 2004, June 2003, Aug. 2002)... named by *The Sporting News* as one of the "Good Guys" in sports (2003)... established The Shawn Marion Foundation, in Dec. 2007...the mission of his foundation is to assist single mothers through vocational training and adult scholarships and to aid disadvantaged children through educational programs that prepare them with critical skills needed to be successful in life...appeared at the Starpower VIP Invitational Golf Tournament benefiting The Jason Terry Foundation shortly after moving to Dallas (Sept. 2009)... upon signing a six-year contract extension in Aug., 2002, pledged \$1 million to charity...had his high school jersey (Clarksville H.S., Tenn.) retired during a special halftime ceremony at a football game (9/22/00)...in his spare time, he likes to travel, watch movies, play poker, shop and bowl...enjoys cartoons and has a large DVD collection that includes his favorites "Scooby Doo" and "ThunderCats"...recently added classic car collecting to his long list of interests...let fans choose his current number, 0, through his Twitter account and website...www.matrix31.com www.shawnmarionfoundation.com... www.twitter.com/Matrix31

REGULAR SEASON STATISTICS

YEAR	TEAM	GP	GS	MIN	AVG	FG	FGA	PCT	3FG	PCT	FT	FTA	PCT	REBOUNDS		AST	PF	STL	D	BLK	PTS	AVG				
														OFF	DEF											
1999-00	PHO	51	38	1,750	24.7	272	471	57%	5	27	182	77	45	84%	485	277	332	6.5	69	173	38	51	59	620	12.2	
2000-01	PHO	79	9	187	16	55	396	40%	1	8	104	44	39	80%	5.8	34%	0	163	7	42	29	118	1,369	17.1		
2001-02	PHO	8	0	31:09	36.4	65.4	139.5	46%	48	27	36.1	19	27.5	84%	2.5	59%	80.3	9.9	162	21.4	49	144	86	15.47	31.7	
2002-03	PHO	81	81	3373	41.1	662	1466	46%	141	304	287	251	28%	45	159	74	77.4	9.5	196	208	85	47	95	7.6	2.2	
2003-04	PHO	79	79	3217	40.7	580	1344	44%	90	285	240	226	26%	85	212	525	737	9.3	214	203	167	156	104	490	19.0	
2004-05	PHO	8	8	1:46	38.8	6.3	17.9	47%	4	7.4	10.9	9	27.5	83%	235	235	680	91%	11.3	154	188	163	125	118	1659	18.4
2005-06	PHO	81	81	3263	40.3	716	1305	52%	96	290	331	241	290	80%	249	710	856	11.8	143	223	160	125	137	1759	21.8	
2006-07	PHO	80	80	3010	37.6	561	1071	52%	80	252	317	201	248	81%	172	613	785	8.8	134	218	168	114	122	1483	17.5	
2007-08	PHO/MIA	83	82	2315	36.7	480	787	50%	88	198	333	186	150	70%	36	507	643	10.2	38	150	125	85	85	972	14.5	
2008-09	MIA/TOR	63	63	2470	36.1	382	788	46%	10	62	188	117	147	78%	188	489	528	8.5	128	132	88	185	88	891	12.9	
2009-10	DAL	76	75	2385	31.8	385	778	50%	3	18	158	105	139	75%	158	319	477	6.4	47	14	69	99	6	898	11.8	
2010-11	DAL	80	77	2253	28.2	434	834	52%	5	33	152	126	61	76%	68	383	451	6.5	1.5	44	68	10	50	990	12.5	
TOTAL	PHO	632	632	32058	36.3	6108	12745	48%	670	2041	332	2101	2584	81%	913	2745	6157	8412	9.3	172%	2154	500	423	1085	15.51	16.1

PLAYOFF STATISTICS

YEAR	TEAM	GP	GS	MIN	AVG	FG	FGA	PCT	3FG	PCT	FT	FTA	PCT	REBOUNDS		AST	PF	STL	D	BLK	PTS	AVG				
														OFF	DEF											
1999-00	PHO	9	9	28	31.2	36	86	41%	1	6	167	9	81	81%	21	58	78	8.9	7	17	8	7	14	82	9.1	
2000-01	PHO	4	4	139	34.8	23	62	37%	1	1	1,008	12	14	85%	10	23	33	8.3	3	13	8	6	6	69	14.8	
2002-03	PHO	6	6	292	47.8	48	107	37%	8	26	321	22	28	84%	21	48	78	11.7	12	17	11	13	11	111	18.5	
2004-05	PHO	5	5	51.1	42.2	38	223	48%	8	4	419	95	49	76%	46	1	7	8	27	47	21	2	26	264	17.6	
2005-06	PHO	20	20	848	42.5	183	333	48%	22	78	314	58	67	88%	57	176	233	11.7	31	65	37	23	407	20.4		
2006-07	PHO	11	11	465	41.4	76	152	50%	12	34	363	22	33	86%	27	87	114	10.4	13	27	18	12	19	188	18.5	
2008-09	DAL	5	5	48	24.7	24	59	40%	0	4	800	4	5	80%	7	18	25	4.2	6	12	1	8	3	52	8.7	
2010-11	DAL	21	21	688	32.9	186	225	46%	8	5	2088	46	47	85%	46	87	133	6.3	45	52	21	38	18	258	11.9	
TOTAL		82	82	3479	37.8	676	1247	46%	63	191	338	198	242	81%	88	235	629	864	9.4	40	251	119	125	21	1411	15.3




REGULAR SEASON

PLAYOFFS

2010-2011

DIRK 41 NOWITZKI



POSITION
FORWARD

HEIGHT / WEIGHT
7-0 / 245

DATE OF BIRTH
6/19/78

EXPERIENCE
13 YEARS PRO

FROM
WÜRZBURG, GERMANY



CAREER TRANSACTIONS

Selected by Milwaukee in the first round (ninth overall) pick of the 1998 NBA Draft...draft rights traded by Milwaukee with the draft rights to Pat Garrity to Dallas for the draft rights to Robert Traylor (6/24/98)...re-signed to a six-year contract (10/22/01)...signed contract extension (9/26/06)...re-signed with Dallas (7/19/10)

PROFESSIONAL CAPSULE

Owens career averages of 23.0 points, 8.4 rebounds, 2.7 assists, 1.0 blocks in 36.5 minutes per game...Mavericks' all-time leader in points (22,792), rebounds (8,315), FGs (7,958), 3FGs (1,197), FTs (5,679), FT% (.877), starts (968), games (993) and minutes (36,236)...is the 34th player in NBA history to score 20,000 career points and now ranks 23rd all-time...became the franchise's leading scorer vs. NJ (3/8/08) when he earned his 16,644th point to pass Rolando Blackman (16,643)...16 40-point games...as a starter in the 2010 NBA All-Star Game (Dallas), scored a personal-best 22 points to go with 4 rebounds, 2 assists and 1 steal in 28 minutes...named MVP of the 2006-07 NBA season after being the only player in the league to shoot 50% from the field, 40% from 3-point range and 90% from the foul line...named Second Team All-NBA in 2010-11 and is one of only two players to be named to an All-NBA Team in each of the past 11 seasons (Kobe Bryant is the other)...Nowitzki and Bryant are also the only two players to score at least 1,500 points in each of the past 11 seasons...finished third in voting for the 2004-05 and 2005-06 MVP award...second Maverick and first European to start an All-Star Game (2007)...in 2004-05, became the first European player (born and raised) to be named First Team All-NBA...also became the first player who did not attend a U.S. high school or university to achieve the honor...First Team All-NBA (2004-05, 2005-06, 2006-07, 2008-09)...Second Team All-NBA (2001-02, 2002-03, 2007-08, 2009-10, 2010-11)...Third Team All-NBA (2000-01, 2003-04)...in 2000-01, became the first Maverick in team history to be named All-NBA (Third Team selection)...has appeared in a team-record 10 All-Star Games (2002-11)...named NBA Western Conference Player of the Week twice in a span of three weeks in 2010-11 (11/22-11/28/10 and 12/6-12/12/10)...16-time NBA Western Conference Player of the Week including a Western Conference-best 4 times in the 2009-10 season (only Mav to be named POW 4 times in a single season)...named NBA Co-Western Conference Player of the Month with Michael Finley and Steve Nash after leading Dallas to a 14-0 start (Nov., 2002)...named Western Conference Player of the Month twice in 2004-05 (Dec., Feb.), in Dec., 2005, in Feb., 2007 and in Apr., 2009...became first Maverick to appear on the cover of Sports Illustrated (5/6/02)...against HOU (12/2/04), scored 53 points in an overtime win, marking career and franchise highs...scored 51 points which is the most by a Maverick in a regulation game vs. GS (3/23/06)...in 2000-01, became the second player in NBA history to have 100+ 3-pointers and blocks in the same season (Robert Horry, 1995-96)...in 2005-06, became the third player in league history to average at least 26.0 points while shooting 90.0% or better from the line joining, Rick Barry and Larry Bird...during the 2000 All-Star Weekend, participated in the Schick Rookie Challenge and finished second in the AT&T Shootout...was also in the AT&T Shootout in 2001 and 2007 and



won the event in 2006 . along with TNT analyst/Rockets legend Kenny Smith and San Antonio Silver Stars guard Becky Hammon, won the 2010 Haier Shooting Stars contest on All-Star Saturday Night (Dallas)...finished as the runner-up in the competition in 2011 (Los Angeles).

SEASON HIGHLIGHTS

2010-11: Averaged team-high 23.0 points, 7.0 rebounds, 2.6 assists and 34.3 minutes in 73 starts while shooting career high 51.7% (610-1179 FGs) from the field, 39.3% (66-168 3FGs) from 3-point range and 89.2% (395-443 FTs) from the line...among NBA leaders, ranked 10th in scoring, 18th in FG% and 7th in FT% . led team in points and minutes per game. 16 double-doubles...1 40-point game...12 games with 30+ points...31 games with 25+ points.. 52 games with 20+ points . 16 games with 10+ rebounds...4 games with 3+ blocks...1st double-double with game-high 28 points (11-13 FGs, 6-6 FTs), 13 rebounds, 36 minutes vs. CHA (10/27/10)...consecutive FTM streak in regular season (3/29-10/29/10) snapped at 82 vs. MEM (10/29/10)...game-high 35 points (15-31 FGs, 5-6 FTs) in 39 minutes at DEN (11/3/10)...game-high 36 points (15-26 FGs, 3-5 3FGs, 3-6 FTs), 8 rebounds, season-high 42 minutes vs. CHI (11/19/10) . 5th double-double with season-best 42 points (13-23 FGs, 3-3 3FGs, 13-16 FTs), 12 rebounds (5 OR) in 40 minutes vs. DET (11/23/10) . 8th double-double (350th career) with 31 points (10-12 FGs, 3-4 3FGs, 8-11 FTs), season-high 15 rebounds in 39 minutes vs. UTA (12/11/10) . game-high 30 points (12-24 FGs, 3-6 3FGs, 3-3 FTs), 7 rebounds, 39 minutes vs. MIL

ble with 27 points (10-20 FGs, 1-2 3FGs, 6-6 FTs), 13 rebounds, 34 minutes at LAL (3/31/11) . 50th 20-point effort of season with 20 points (10-16 FGs) 8 rebounds, season-high 7 assists, 38 minutes vs. LAC (4/8/11) . suffered a right knee sprain at the 9:10 mark of the 2nd quarter at OKC (12/27/10) and did not return...missed 9 games due to the injury (at TOR 12/28/10 at SA 1/14/11) **2009-10:** Averaged team high 25.0 points, 7.7 rebounds, 2.7 assists, 1.0 blocks and 37.5 minutes in 81 games (80 starts) . shot 48.1% (720-1496 FGs) from the floor, career-high 42.1% (51-121 3FGs) from 3-point range and career-high 91.5% (536-586 FTs) from the line...among NBA leaders, ranked 7th in scoring, 2nd in FT%, 25th in rebounds per game and 15th in minutes per game...3 games with 40 points, 20 games with 30 points, 20 double-doubles, 1 triple-double...game-high 34 points (10-25 FGs, 2-5 3FGs, 12-13 FTs), 9 rebounds, 1 assist, 2 blocks, 39 minutes vs. WAS (10/27/09)...40 points (12-22 FGs, 1-3 3FGs, 15-16 FTs), 11 rebounds (9 DRI), 5 assists, 2 steals, 5 blocks, 39 minutes for 1st 40-point game and 2nd double-double of season vs. UTA (1/13/09)...in UTA game, set following franchise marks points in a quarter (29, 4th), FTM in a quarter (14, 4th), FTA in a quarter (14, 4th), most FTM without a miss in a quarter (14-14, 1 000, 4th)... 29 points (9-27 FGs, 1-3 3FGs, 10-10 FTs), 12 rebounds (11 DRI) in 41 minutes for 3rd double-double at SA (11/11/09) 4th double-double with 20 points (8-15 FGs, 1-3 3FGs, 3-4 FTs), 11 rebounds (9 DRI), 2 assists, 3 blocks in 29 minutes at MIN (11/13/09) . 5th double-double with game-high 32 points (12-25 FGs, 1-2 3FGs, 7-8 FTs), including game-winner as time in OT expired, 11 rebounds, 3 assists, 2 steals and 1 block in 43 minutes at MIL (11/16/09) . 31 points (10-14 FGs, 11-13 FTs), 4 rebounds, 2 assists, 1 steal, 2 blocks in 30 minutes at IND (11/27/09)...6th 30-point game with 32 points (11-24 FGs, 2-6 3FGs, 8-10 FTs), 9 rebounds, 2 assist, 1 steal, 4 blocks in 44 minutes vs. ATL (12/5/09)...7th 30-point game with game-high 33 (12-20 FGs, 9-9 FTs), 8 rebounds, 3 assists, 1 block in 41 minutes vs. PHO (12/8/09) . 8th 30-point game with 36 (14-34 FGs, 8-10 FTs), including game-winner with 1.7 seconds to go in DT), vs. CHA (12/12/09)...9th 30-point game, 9th double-double with 35 points (13-18 FGs, 2-2 3FGs, 7-8 FTs), 11 rebounds, 2 assist, 2 steals, 1 block in 39 minutes at OKC (12/16/09) . 11th double-double with 22 points (9-20 FGs, 4-4 FTs), 12 rebounds (10 DRI), 4 assists, 1 steal and 45 minutes vs. DET (1/5/10) team-high 26 points (10-28 FGs, 2-3 3FGs, 4-4 FTs), including 16 in 4th quarter, 5 rebounds, 2 assists, 3 blocks at SA (1/8/10)...10th 30-point game of season with 30 points (11-22 FGs, 1-1 3FGs, 7-7 FTs), season-high 16 rebounds, 2 assists, 1 block in 43 minutes vs. LAL (1/13/10)...at 10:57 mark of 4th quarter of LAL game, scored 20,000th and 20,001st points of career on a 14-foot jumper over Lamar Odom to become 34th player in NBA history to score 20,000 points...32 points (9-18 FGs, 14-15 FTs), 5 rebounds, 2 assists, 2 steals, 39 minutes vs. OKC (1/15/2010)...37 points (14-22 FGs, 9-12 FTs), 7 rebounds, 3 assists, 44 minutes at BOS (1/18/10)...came off bench for 1st time since rookie season to score 21 points (6-15 FGs, 9-10 FTs), 8 rebounds, 4 assists, 37 minutes vs. MIN (2/5/10) . 13th 30-point outing with game-high 31 (10-19 FGs, 11-11 FTs), 9 rebounds, 1 assist, 1 steal, 42 minutes vs. LAL (2/24/10)...14th 30-point game (2nd consecutive) with 37 points (15-26 FGs, 2-2 3FGs, 5-5 FTs), 9 rebounds, 4 assists, 1 steal, 1 block, 46 minutes at ATL (2/26/10)...15th 30-point game with 36 (14-25 FGs, 8-9 FTs), 8 rebounds, 7 assists, 1 steal, 39 minutes vs. NO (2/28/10) . 13th double-double with 27 points (12-23 FGs, 3-3 FTs), 13 rebounds (12 DRI), 1 assist, 1 steal, 2 blocks, 42 minutes at CHA (3/1/10) 6th 30-point, 10-rebound game with 31 (12-26 FGs, 7-7 FTs), 12 rebounds, 3 assists and 3 blocks in 42 minutes vs. SAC (3/5/10) . ejected from the game after receiving 2 technical fouls with 9:16 to go in 3rd quarter vs. LAC (3/23/10) . 1st triple-double, 17th game with 30 points with 34 points (7-17 FGs, 4-5 3FGs, season-highs 16-17 FTs), 10 rebounds, season-high 10 assists, 1 block, 37 minutes vs. DEN (3/29/10)...19th double-double, 18th 30-point game with game-highs 30 points (10-19 FGs, 10-10 FTs), 13 rebounds in 44 minutes vs. OKC (4/3/10)...40 points (11-24 FGs, 1-2 3FGs, season-highs 17-17 FTs), 10 rebounds, 1 steal and 42 minutes for 20th double-double, 19th 30-point game at POR (4/9/10)...game-high 39 points (12-20 FGs, 2-2 3FGs, 13-13 FTs), including 24 in 2nd half, 7 rebounds, 2 assists and 37 minutes at SAC (4/10/10)...sustained laceration to right elbow during 2nd quarter that required 3 stitches vs. HOU (12/18/09) . missed 1 game due to the injury vs. CLE (12/20/09) **2008-09:** Averaged 25.9 points, 8.4 rebounds, 2.4 assists and 37.7 minutes in 81 starts while shooting 47.9% (774-1616 FGs) from the field, 35.9% (61-170 3FGs) from 3-point range and 89.0% (485-545 FTs) from the line... among NBA leaders, ranked 4th in scoring, 11th in rebounds, 7th in FT% and 11th in minutes . career-high 4 games with 40 points, 11 35-point outings, 26 30-point nights (career-high-tying, also done in 2005-06), 26 double-doubles.. between vs. OKC (2/27/09) and vs. HOU (4/15/09), recorded 25 consecutive 20-point games for the longest such streak (2nd longest of career) in the NBA this season . game-high 36 points (10-22 FGs, 2-4 3FGs, 14-14 FTs), 7 rebounds, 2 blocks, 39 minutes vs. HOU (10/30/08) . 30



(12/13/10)...moved past Larry Bird (21,791) and into 25th place on the NBA's all-time scoring list with a 3-pointer at the 11:18 mark of the 4th quarter at ORL (12/21/10) . game-high 32 points (10-17 FGs, 4-7 3FGs, 8-8 FTs), 5 rebounds, 5 assists, 31 minutes at DET (1/17/11)...scored 22,000th career point on the 2nd of 2 free throws at the 45:8-second mark of the 2nd quarter . game-high 35 points (13-18 FGs, 3-3 3FGs, 6-6 FTs) in 37 minutes at PHO (2/17/11) . with his 18th point at the 7:46 mark of the 3rd quarter vs. UTA (2/23/11), he moved past Clyde Drexler (22,195) and into 23rd place on the NBA's all-time scoring list . 10th double-double with game-high 31 points (11-20 FGs, 2-4 3FGs, 7-10 FTs), 13 rebounds, 34 minutes at TOR (2/27/11)...13th double-double with game-high 34 points (10-22 FGs, 2-3 3FGs, 12-12 FTs), 13 rebounds (6 OR), 35 minutes at GS (3/16/11) . saw his streak of 74 consecutive FTM (3/4-3/27/11, longest in NBA in 2010-11) come to an end at LAC (3/30/11) on his 1st FTA at the 4:09 mark of the 4th quarter. 15th double-dou



points (13-24 FGs, 2-2 3FGs, 2-2 FTs), 7 rebounds, 3 assists, 37 minutes at SA (11/4/08) .23 points (8-20 FGs, 2-4 3FGs, 5-6 FTs), 10 rebounds (10 DR), 3 assists, 2 blocks for 1st double-double of season at DEN (11/7/08) .33 points (12 26 FGs, 1-7 3FGs, 8-9 FTs), 7 rebounds, 2 assists, 2 steals, 38 minutes at LAC (11/9) .39 points (13-27 FGs, 1-1 3FGs, 12-12 FTs), 15 rebounds (13 DR), 4 assists, 44 minutes in OT win at NY (11/16/08) .25 points, 10 rebounds for 4th double-double vs. MEM (11/21/08) .5th double double with 24 points (6-15 FGs, 1-3 3FGs, 11-13 FTs), 12 rebounds, 2 steals, 2 blocks, 39 minutes vs IND (11/25/08) .29 points (10-27 FGs, 2-6 3FGs, 7-7 FTs), 10 rebounds, 2 assists, 2 steals, 2 blocks, 43 minutes for 7th double-double vs. LAC (12/2/08) .39 points (career-high 17 FGM on 25 FGA, 2-3 3FGs, 3-3 FTs), 9 rebounds, 2 assists, 1 block, 38 minutes vs. PHO (12/4/08) .24 points, 11 rebounds in 35 minutes for 8th double-double vs. ATL (12/6/08) .4th 35-point game with 35 points (16-33 FGs, 3-5 FTs), 10 rebounds (9th double-double) vs. SA (12/9/08) season-high 46 points (17-30 FGs, 2-4 3FGs, 10-10 FTs) including career-high-tying 17 FGM in 40 minutes vs. OKC (12/13/08) .11th double-double with 27 points (10-22 FGs, 1-4 3FGs, 6-7 FTs), 10 rebounds, 41 minutes vs. DEN (12/15/08) .27 points, 10 rebounds, 2 blocks for 12th double-double at TOR (12/17/08) .NWT-NBA suspension at LAC (12/28/08) after committing Flagrant-2 foul on UTA's Matt Harpring (12/26/08) .13th double-double with 24 points, 13 rebounds, 39 minutes in come-from-behind win vs. MIN (12/30/08) .44 points (15-26 FGs, 2-6 3FGs, 12-12 FTs), 14 rebounds for 14th double-double and 2nd 40-point game in 42 minutes at DEN (1/13/09) .15th double-double with 20 points, 13 rebounds, 2 assists, 1 block, 38 minutes vs. NO (1/14/09) .39 points (16-20 FGs, 7-8 FTs), 8 rebounds, 2 assists, 1 block, 40 minutes vs. UTA (1/17/09) .24 points, including game-winning buzzer beater, with 6 rebounds, 1 steal, 40 minutes at PHI (1/19/09) .16th double-double with 16 points, 11 rebounds (all DRI), 3 assists, 38 minutes vs. POR (2/4/09) .44 points (16-34 FGs, 1-2 3FGs, 11-11 FTs), 9 rebounds, 1 assist, 2 steals, season-high 3 blocks, 44 minutes vs. CHI (2/7/09) .scored 14 of team's 18 OT points in CHI game .34 FGAs marked career high .37 points (13-28 FGs, 2-4 3FGs, 9-12 FTs), 8 rebounds, 1 steal, 39 minutes for 9th 35-point game of season vs. BOS (2/21/09) .4th 40-point game with 41 points (16-30 FGs, 1-3 3FGs, 8-10 FTs), 9 rebounds, 2 assists, 46 minutes vs. OKC (2/27/09) .18th double-double with 24 points, 10 rebounds, 5 assists, 1 steal, 1 block, 34 minutes for 2nd 20-point, 10-rebound, 5-assist game of season vs. TOR (3/1/09) .19th double-double with 24 points, 12 rebounds, 5 assists, 2 blocks, 42 minutes vs. SA (3/4/09) .19th 30-point game with 34 points (13-24 FGs, 8-8 FTs), 9 rebounds, season-high tying 7 assists, 1 steal, 1 block, 41 minutes vs. WAS (3/7/09) .20th 30-point game and 20th double-double with 34 points, 13 rebounds (season-high 6 DR), 4 assists, 1 steal, 2 blocks, 38 minutes at PHO (3/10/09) .21st double-double with 29 points, 10 rebounds, 1 assist, 2 steals, 2 blocks, 40 minutes at POR (3/11/09) .22nd double-double with 23 points (10-23 FGs, 1-4 3FGs, 2-4 FTs), 12 rebounds, 1 assist, 1 steal, 1 block, 44 minutes at ATL (3/19/09) .23rd double-double with 26 points, 11 rebounds, 1 assist, 2 steals, 36 minutes vs. DEN (3/27/09) .23 points, 12 rebounds, 1 steal, 32 minutes for 24th double-double at MIN (3/31/09) .25th double-double with 29 points, 14 rebounds (13 DR), 43 minutes at ND (4/12/09) .25th 30-point game with 34 points (8-19 FGs, 2-3 3FGs, 16-17 FTs), 9 rebounds, 3 assists, 1 steal, 1 block, 40 minutes vs. MIN (4/13/09) .26th double-double, 26th 30-point game with 30 points (13-23 FGs, 4-6 FTs), season-high tying 15 rebounds (season-high 15 DRI), 2 assists, 2 steals, 41 minutes vs. HOU (4/15/09) **2007-08:** In 77 starts, averaged team-high 23.6 points, team-high 8.6 rebounds, career-high 3.5 assists, 0.9 blocks, 36.0 minutes. .shot 47.9% (630-1314 FGs) from the field, 35.9% (79-220 3FGs) from 3-point range, 87.9% (478-544 FTs) from the line among NBA leaders, ranked 7th in scoring and 10th in FT% .20 games of 30+ points, 33 games of 25+ points, 25 double-doubles. .team-high 31 points (10-18 FGs, 11-11 FTs), 8 rebounds, 6 assists in 35 minutes vs. WAS (11/26/07) .32 points (10-20 FGs, 2-5 3FGs, 10-10 FTs), 12 rebounds, 5 assists in 38 minutes vs. DEN (12/6/07) .36 points (14-23 FGs, 3-5 3FGs, 5-7 FTs), 7 rebounds, 4 assists, 2 steals in 39 minutes at NY (12/10/07) .31 points (12-24 FGs, 1-4 3FGs, 6-6 FTs), 11 rebounds, 4 assists in 40 minutes vs. ORL (12/17/07) .31 points (10-20 FGs, 2-4 3FGs, 9-10 FTs), 9 rebounds, 2 assists, 2 blocks in 41 minutes vs. PHO (12/19) .30 points (11-17 FGs, 1-3 3FGs, 7-7 FTs), 6 rebounds, 3 assists in 39 minutes vs. LAC (12/21/07) .19 points, 20 rebounds in 40 minutes vs. CLE (12/27/07) .32 points (12-17 FGs, 2-4 3FGs, 6-6 FTs), 11 rebounds, 4 assists, 2 blocks in 34 minutes vs. DEN (1/27/08) .team-highs 31 points (10-21 FGs, 1-3 3FGs, 10-10 FTs), 11 rebounds, 6 assists, 3 blocks in 42 minutes at BOS (1/31/08) .first career triple-double with 29 points (9-17 FGs, 1-1 3FGs, 10-12 FTs), 10 rebounds, career high 12 assists in 42 minutes vs. MIL (2/6/08) .37 points (13-26 FGs, 2-4 3FGs, 9-10 FTs), 12 rebounds, 2 assists, 2 blocks in 38 minutes vs. POR (2/13/08) .36 points (12 31 FGs, 12 14 FTs), 12 rebounds, 4 assists in 40 minutes at PHO (2/14/08) .29 points (10-19 FGs, 3-3



3FGs, 6-6 FTs), 10 rebounds, 4 assists in 39 minutes vs. CHI (2/25/08) .34 points (15-26 FGs, 2-4 3FGs, 2-2 FTs), 10 rebounds, 3 assists, 3 blocks in 41 minutes vs. SAC (2/29) .30 points (10-26 FGs, 3-7 3FGs, 7-8 FTs), 13 rebounds, 5 assists, 2 steals, 2 blocks in 45 minutes at LAL (3/2/08) .34 points (10-18 FGs, 2-3 3FGs, 12-12 FTs), 9 rebounds, 2 assists while becoming the Mavericks all-time leading scorer (16,644 points) vs. NJ (3/8/08) .35 points (11-23 FGs, 3-6 3FGs, 10-12 FTs), 11 rebounds, 5 blocks in 43 minutes vs. LAL (3/18/08) .22 points (8-20 FGs, 6-6 FTs), 19 rebounds, 2 blocks in 38 minutes vs. BOS (3/20/08) .32 points (11-23 FGs, 1-3 3FGs, 9-10 FTs), 12 rebounds in 38 minutes at PHO (4/6/08) .32 points (12-23 FGs, 4-5 3FGs, 4-5 FTs), including game-winning 3-pointer, in 34 minutes vs. UTA (4/10/08) .32 points (14-25 FGs, 4-9 4FGs, 2-3 FTs) at SEA (4/13/08) .NWT-NBA suspension vs. HOU (3/6/08) .missed 4 games (3/25-3/31/08) with left ankle/knee sprain. **2006-07:** In 78 games, averaged 24.6 points, 8.9 rebounds and 3.4 assists in 36.0 minutes per game .shot career-highs from the field (50.2%), 3-point range (41.6%) and the free throw line (90.4%) .named MVP of the 2006-07 season and First Team All-NBA .only player in the NBA to shoot 50% from the field, 40% from 3-point range and 90% from the free throw line .scored 10+ points 76 times, 20+ 62 times and 30+ points 19 times .led team in scoring 50 times, in rebounding 41 times, in blocks 21 times and in assists 14 times .41 double-doubles .23 points (8-14 FGs, 7-10 FTs) with 14 rebounds, 8 assists and 2 steals in 41 minutes vs. LAL (12/13/06) .31 points (10-18 FGs, 10-11 FTs) with 15 rebounds (6 offensive) in 34 minutes without a turnover vs. SEA (1/2/07) .scored 10 of 36 points (14-23 FGs, 2-4 3FGs, 6-6 FTs) in the 4th quarter while playing 41 minutes at SA (1/5/07) .season-high 43 points (13-24 FGs, 2-4 3FGs, 15-18 FTs) with 12 rebounds in 44 minutes at IND (1/12/07) .38 points (14 30 FGs, 3-6 3FGs, 7-9 FTs), 11 rebounds, 5 assists, 2 steals, 4 blocks in 46 minutes at TOR (1/14/07) .33 points (12-17 FGs, 9-10 FTs) with 10 rebounds and 8 assists in 39 minutes at ORL (1/23/07) .36 points (14-20 FGs, 2-2 3FGs, 8-9 FTs), 10 rebounds, 6 assists, 3 steals and 4 blocks in 38 minutes without a turnover vs. MEM (2/7/07) .38 points (15-28 FGs, 2-6 3FGs, 6-6 FTs) with 11 rebounds, 8 assists and 2 steals in 43 minutes at MIL (2/13/07) .31 points (10-22 FGs, 1-2 3FGs, 10-10 FTs), 11 rebounds and career-high-tying 8 assists in 34 minutes vs. DEN (2/24/07) .30 points (11-28 FGs, 8-12 FTs), season-high 16 rebounds and 6 assists in a career-high 57 minutes vs. PHO (3/14/07) .missed 1 game due to a sinus infection (12/31/06) and 1 game due to stomach flu (4/3/07) **2005-06:** In 81 games, averaged a career-high 26.6 points, 9.0 rebounds, 2.8 assists and 1.0 blocks in 38.1 minutes .shot 48.0% from the field (751-1564 FGs), 40.6% (110-271 3FGs) from 3-point range and 90.1% (539-598 FTs) from the free throw line .among NBA leaders, ranked 7th in scoring, T-8th in double-doubles (35), T-15th in rebounding, 20th in 3FG%, 4th in FT% .



led team in scoring 58 times and in rebounding 40 games .20+ points 69 times and 30+ 26 times (DAL 21-5) . .16 of game-high 30 points (10-17 FGs, 8-9 FTs) in the 4th quarter while playing 32 minutes vs. NO (12/3/05) . .37 points (14-23 FGs, 8-9 FTs) in 40 minutes at SAC (12/22/05) . .34 points (9-20 FGs, 15-15 FTs) with a season high 7 assists in 40 minutes at SEA (12/23/05), setting franchise record for most free throws without a miss in a single game . .career high 7 blocks in 43 minutes at DEN (1/6/06) . .51 points (16-24 FGs, 16-17 FTs), 9 rebounds and 5 assists vs. GS (3/23/06) **2004-05:** In 78 starts, averaged 26.1 points, 3.1 assists and 1.5 blocks while adding 9.7 rebounds and 1.2 steals in 38.7 minutes . .shot 45.9% (663-1445 FGs) from the floor, 39.9% (91-228 3FGs) from 3-point range and 86.9% (615-708 FTs) from the line . .only player to be ranked in the top 10 in both scoring (4th) and rebounding (T-9th) . .one of four players (Kevin Garnett, Shawn Marion, Gerald Wallace) to average at least 1.2 steals and 1.2 blocks . .ranked T-8th in the league with 37 double-doubles, 12th in FT% and T-10th in minutes played . .8 combined steals and blocks in the 2005 All-Star Game, the highest total since Michael Jordan (1988) . .did not score below double-digits the entire season . .30+ points 23 times (Dallas 20-3) . .41 points (12-24 FGs, 4-7 3FGs, 13-13 FTs) in 42 minutes at MIA (1/11/04) . .season-high 18 rebounds in 40 minutes at MEM



(11/27/04) DAL franchise-high, American Airlines Center-high and career-high 53 points (15-32 FGs, 2-5 3FGs, 21-22 FTs) to go with 16 rebounds, 3 steals and 4 blocks in 49 minutes vs. HOU (12/2/04) . .missed 1 game with a sprained ankle (11/22/04), 2 games with a sore left knee (3/6-3/7/05) and 1 game with a sore left shoulder (4/14/05) **2003-04:** Averaged team-highs of 21.8 points, 8.7 rebounds, 1.2 steals and 1.4 blocks along with 2.7 assists in 37.9 minutes in 77 starts . .shot 46.2% (605-1310 FGs) from the floor, 34.1% (99-290 3FGs) from 3-point range and 87.7% (371-423 FTs) from the line . .among league leaders, ranked 9th in scoring, 16th in rebounding, T-8th in FT% . .10+ points in 71 games, 20+ in 48 games and 30+ 12 times . .31 double-doubles . .35 points (14-23 FGs), season-high 18 rebounds in 42 minutes vs. CLE (3/30/04) . .career-high 9 steals at HOU (3/7/04) . .40 points (15-24 FGs, 3-4 3FGs, 7-8 FTs) vs. DET (2/7/04) . .43 points (16-22 FGs, 8-11 3FGs) at SEA (1/27/04) . .played 7 minutes before spraining right ankle at PHO (11/26/03) . .missed 5 games with the injury **2002-03:** Averaged team-highs 25.1 points and 9.9 rebounds in

39.0 minutes . .also averaged 3.0 assists and 1.4 steals with 1.0 blocks in 80 games . .shot 46.3% (690-1489 FGs) from the field, 37.9% (148-390 3FGs) from 3-point range and a career-high 88.1% (483-548 FTs) from the free throw line . .his 710 defensive rebounds set a franchise record . .ranked 6th in the NBA in scoring, 7th in rebounding, double doubles and FT% . .named Western Conference Player of the Week twice (11/10/02, 1/5/03) . .10+ points in 78 games, 20+ in 65 games and 30+ 20 times . .41 double-doubles . .played 3 complete 48-minute games . .5th career 20-point, 20-board game with 25 points (7-21 FGs, 10-10 FTs) and season-high 22 rebounds in 47 minutes vs. LAL (4/3/03) . .40 points (12-25 FGs, 14-16 FTs) with game-high 14 rebounds in 47 minutes vs. MIL (12/30/02) . .missed 2 games (12/11, 12/14/02) with a sprained right ankle (suffered 12/10/02 vs. LAC) **2001-02:** Averaged team-highs of 23.4 points and 9.9 rebounds in 38.0 minutes in 76 games . .ranked 8th in the NBA in scoring and rebounds per game, 19th in FT% (.853), 7th in free throws (440), 11th in free throw attempts (516), 17th in field goals (600), 15th in 3-point field goals (139), 16th in 3-point field goal attempts (350) and 9th in double-doubles (38) . .3rd in NBA (behind Shaquille O'Neal and Tim Duncan) in 30-point, 10-rebound games (13) . .named Western Conference Player of the Week (1/21-1/27/02) . .10+ points in 71 games . .career-high 4 complete games . .averaged 24.9 points (.488 FG%, .416 3FG%) and 10.2 rebounds in 53 wins . .but just 20.0 points (.447 FG%, .350 3FG%) and 9.3 rebounds in the 23 losses . .40 points (12-22 FGs, 6-15 3FGs, 10-13 FTs) at ATL (1/15/02) . .33 points (12-23 FGs, 6-6 FTs), career-high 23 rebounds and 8 assists vs. BOS (2/21/02) . .missed 6 games due to left ankle injury (first time ever missed a game due to injury) . .missed 5 games with a sprained left ankle (11/4/01, 4/9-4/14/02) . .missed 1 game due to a strained left ankle tendon (12/8/01) **2000-01:** Team-highs 21.8 points and 9.2 rebounds in 38.1 minutes per game . .also averaged 1.2 blocks . .10+ points a team-high 80 times. **1999-2000:** Played in all 82 games and averaged 17.5 points, 6.5 rebounds and 2.5 assists per game in 35.8 minutes . .among NBA leaders, ranked 16th in rebounding . .10+ points 78 times (DAL 1-3 when he did not). **1998-99:** Averaged 8.2 points on 40.5% shooting with 3.4 rebounds in 20.4 minutes as a rookie . .in final 12 games, talked double figures 8 times . .during that span DAL posted a 6-6 record . .in the 20 games that he logged 20+ minutes, he had 262 points (13.1 ppg)

PLAYOFF HIGHLIGHTS

Has appeared in 124 career playoff starts, averaging 25.9 points, 10.4 rebounds, 2.6 assists, 1.1 steals and 1.0 blocks in 41.3 minutes . .ranks 15th all-time in postseason scoring with 3,214 career playoff points . .DAL franchise leader in postseason scoring (3,214 points), field goals (1,053) and attempts (2,272), 3-pointers (139), free throws (969) rebounds (1,289), steals (136), blocks (118), minutes (5,126), games and starts (124) . .one of only four players (also Bob Pettit, Elgin Baylor and Hakeem Olajuwon) in NBA history with career playoff averages of at least 25 points and 10 rebounds . .named 2011 Finals MVP after averaging a team-high 26.0 points to go with a series-high 9.7 rebounds, 2.0 assists and 40.3 minutes in 6 games vs. MIA **2011:** In 21 games, averaged a team-high 27.7 points to go with 8.1 rebounds and 2.5 assists in 39.3 minutes . .recorded the second-highest scoring average of the 2011 NBA Playoffs (behind Kevin Durant, 28.6 ppg in 17 games) . .shot 48.5% (192-396 FGs) from the floor, 46% (23-50 3FGs) from 3-point range and 94.1% (175-186 3FTs) from the line . .7 double-doubles . .240-point games . .6 games with 30+ points, 14 games with 25+ points . .19 games with 20+ points . .7 games with 10+ rebounds . .In 6 first round starts vs. POR, averaged team-high 27.3 points to go with 7.8 rebounds and 3.0 assists in 38.7 minutes . .shot 45.2% (52-115) from the field, 44.4% (4-9 3FGs) from 3-point range and 88.9% (56-63 FTs) at the line . .1st postseason double-double (66th career) with game-high 28 points (7-20 FGs, 1-1 3FGs, 13-13 FTs), including 18 in the 4th, 10 rebounds, 39 minutes in Game 1 vs. POR (4/16/11) . .game-high 33 points (9-22 FGs, 15-17 FTs), including 14 in the 4th, 7 rebounds, 4 assists, 38 minutes in Game 2 vs. POR (4/19/11) . .2nd double-double with game-high 33 points (11-17 FGs, 11-11 FTs), 11 rebounds, 39 minutes in Game 6 at POR (4/28/11) . .In 4 second round games vs. LAL, averaged team-highs of 25.3 points and 9.3 rebounds to go with 2.5 assists in 37.5 minutes . .shot 57.4% (39-68 FGs) from the field, 72.7% (8-11 3FGs) from 3-point range and 93.8% (15-16 FTs) from the line . .3rd double-double with 28 points (11-22 FGs, 1-2 3FGs, 5-5 FTs), postseason-high 14 rebounds, 2 steals, 38 minutes in Game 1 at LAL (5/2/11) . .game-high 32 points (12-19 FGs, 4-5 3FGs, 4-4 FTs), 9 rebounds, 42 minutes in Game 3 vs. LAL (5/6/11) . .In 5 Western Conference Finals games vs. OKC, averaged team-high 32.2 points to go with 5.8 rebounds and 2.6 assists in 40.4 minutes . .shot 55.7% (49-88 FGs) from the field, 36.4% (4-11 3FGs) from 3-point range and 96.7% (59-61 FTs) from the stripe . .the 96.7% FT% was the highest ever in an NBA playoff series (minimum 50

FTAs) playoff-high 48 points (12-15 FGs, 24-24 FTs), 6 rebounds, 4 assists, 4 blocks, 41 minutes in Game 1 vs. OKC (5/17/11). .the 24-24 free throw shooting performance set an NBA playoff record for the most free throws made without a miss (Paul Pierce held the record with 21, BOS at IND, 4/19/03). .it was also the most free throws made in a regulation length playoff game. .game high 40 points (12 20 FGs, 2-3 3FGs, 14-15 FTs), including 12 in the 4th, 5 rebounds, playoff high 45 minutes in Game 4 at OKC (5/23/11). .4th double-double with 24 points (10-22 FGs, 1-2 3FGs, 3-3 FTs), 11 rebounds, 42 minutes in Game 2 at MIA (6/2/11). .he scored DAL's final 9 points in the game, including the game-winning basket (driving left-handed layup) with 3.6 seconds remaining. .5th double-double with a game-high 34 points (11-21 FGs, 3-5 3FGs, 9-9 FTs), 11 rebounds, 3 blocks, 42 minutes in Game 3 vs. MIA (6/5/11) he scored the Mavs' final 12 points in the game. .3rd straight double-double (6th of the postseason) with 21 points (6-19 FGs, 9-10 FTs), 11 rebounds, 39 minutes in Game 4 vs. MIA (6/7/11). .7th double-double with 21 points (9-27 FGs, 1-7 3FGs, 2-2 FTs), 11 rebounds, 39 minutes in series-clinching Game 6 at MIA (6/12/11) **2010:** In 6 first-round starts vs. SA, averaged team-highs 26.7 points and 8.2 rebounds with 3.0 assists in 38.8 minutes. .shot 54.7% (58-106 FGs) from the floor, 57.1% (4-7 3FGs) from 3-point range and 95.2% (40-42 FTs) from the line. .3 games with 30+ points, 2 double-doubles. .36 points (12-14 FGs, 12-12 FTs), 7 rebounds, 1 block and 40 minutes in Game 1 vs. SA (4/18/10). .35 points (13-23 FGs, 1-1 3FGs, 8-8 FTs), 7 rebounds, 3 assists, 2 steals, 1 block and 42 minutes in Game 3 at SA (4/23/10). .33 points (13-21 FGs, 2-4 3FGs, 5-6 FTs), 5 rebounds, 4 assists and 38 minutes in Game 6 at SA (4/29/10). **2009:** In 10 starts, averaged 26.8 points, 10.1 rebounds, 3.1 assists and 39.4 minutes. .shot 51.8% (88-170 FGs) from the field, 28.6% (6-21 3FGs) from 3-point range and 92.5% (96-93 FTs) from the line. .in 5-game first-round series vs. SA, averaged 19.2 points, 8.6 rebounds, 2.2 assists, 1.0 steal and 37.2 minutes. .series-best 31 points (11-17 FGs, 1-1 3FGs, 8-8 FTs), 9 rebounds, 3 assists, 1 steal, 42 minutes in Game 5 at SA (4/28/09). .in 5-game Western Conference Semifinal series vs. DEN, averaged 34.4 points, 11.6 rebounds, 4.0 assists and 41.6 minutes. .game-high 35 points (11-20 FGs, 1-2 3FGs, 12-13 FTs), 9 rebounds, 4 assists, 40 minutes in Game 2 at DEN (5/5/09). .9th 30-point, 15-rebound game of playoff career with 33 points (9-19 FGs, 2-5 3FGs, 13-15 FTs), postseason-high 16 rebounds (14 DR), 2 assists, 2 blocks, 38 minutes in Game 3 vs. DEN (5/9/09). .postseason-high 44 points (14-25 FGs, 16-17 FTs), 13 rebounds (12 DR), 3 assists, 2 steals, 1 block, 44 minutes in Game 4 vs. DEN (5/11/09). .along with Carmelo Anthony (41 points, 11 rebounds, became 3rd pair of players in NBA history to each score 40 points and grab 10 rebounds in the same game (Jerry West (41/10) and Elgin Baylor (45/17) as LAL teammates (vs. DET, 1962), Michael Jordan (42/12) and Charles Barkley (42/13), CHI vs. PHO (1993)). .32 points (9-17 FGs, 2-5 3FGs, 12-12 FTs), 10 rebounds, 7 assists, 1 block, 45 minutes in Game 5 at DEN (5/13/09). **2008:** In 5 first-round games vs. NO, averaged team-highs 26.8 points and 12.0 rebounds to go with playoff career-high 4.0 assists, 1.4 blocks and 42.2 minutes. .shot 47.3% (43-91 FGs) from the field, 33.3% (6-18 3FGs) from 3-point range and 80.8% (42-52 FTs) from the line. .4 double-doubles. .31 points (9-21 FGs, 1-4 3FGs, 12-13 FTs), 10 rebounds, 2 blocks, 42 minutes in Game 1 (4/19/08). .32 points (11-20 FGs, 1-4 3FGs, 9-10 FTs), 19 rebounds (18 defensive), 6 assists, 2 blocks, 44 minutes in Game 3 (4/25/08) **2007:** In 6 first-round starts vs. GS, averaged 19.7 points, 11.3 rebounds, 2.3 assists, 1.3 blocks and 39.8 minutes per game. .shot 38.3% (36-94 FGs) from the field, 21.1% (4-19 3FGs) from 3-point range and 84.0% (42-50 FTs) from the foul line. .30 points (7-15 FGs, 2-3 3FGs, 14-15 FTs), 12 rebounds, 3 assists, 1 block and 40 minutes in Game 5 (5/1/07) **2006:** In 23 games, averaged 27.0 points, 11.7 rebounds, 2.9 assists and 1.1 steals in 42.7 minutes. .shot 46.8% (196-419 FGs) from the floor, 34.3% (23-67 3FGs) from 3-point range and 89.5% (205-229 FTs) from the line. .30+ points 8 times, 14 double-doubles and 15+ boards 7 times. .21 rebounds in Game 5 at SA (5/19/05). .37 points (11-20 FGs, 15-16 FTs), 15 rebounds in 50 minutes in Game 7 at SA (5/22/06). .19 rebounds in Game 1 vs. PHO (5/24/06). .50 points (14-26 FGs, 5-6 3FGs, 17-18 FTs) with 12 rebounds in 43 minutes in Game 5 vs. PHO (6/1/06) **2005:** Started all 13 games, averaging team-highs of 23.7 points, 10.1 rebounds, 1.4 steals and 1.6 blocks while adding 3.3 assists in 42.4 minutes per game. .shot 40.2% (103-256 FGs) from the floor, 33.3% (10-30 3FGs) from 3-point range and 82.9% (92-111 FTs) from the line **2004:** Averaged team-highs of 26.6 points, 11.8 rebounds and 2.6 blocks in 42.4 minutes in 5 games. .recorded the highest scoring average of the 2004 NBA Playoffs. .32 points, 13 rebounds, 3 steals, playoff career-high 5 blocks in 43 minutes in Game 1 at SAC (4/18/04). .31 points, 14 rebounds and 4 blocks in 48 minutes of Game 5 at SAC (4/29/04) **2003:** Averaged team highs of 25.3 points and 11.5 rebounds in 42.5 minutes in 17 games. .shot 47.9% from the field, 44.3% from 3-point range and 91.2% from the free throw line. .20+ points 12 times and 30+ in 6 games. .14 dou

ble-doubles. .46 points and 10 rebounds in Game 1 vs. POR (4/19/03). .missed final 3 games of SA series due to a sprained left knee **2002:** Averaged team highs of 28.4 points and 13.1 rebounds in 44.6 minutes. .in MIN series, averaged a franchise-record 33.3 points (for a 3-game series) and 15.7 rebounds in 43.3 minutes per game. .shot 52.6% from the field, 72.7% (8-11 3FGs) from 3-point range and 88.9% (32-36 FTs) from the line during the series. .scored over 30 points and grabbed at least 15 rebounds in each of the 3 games. .in Game 3 (4/28/02), posted 39 points and 17 rebounds. .in SAC series, averaged 25.4 points and 11.6 rebounds per game **2001:** Averaged a team-high 23.4 points, 8.1 rebounds and 1.4 assists in 39.9 minutes in 10 games. .3 double-doubles. .10+ points 9 times, 20+ 5 times and 30+ 4 times. .42 points (14-24 FGs) and 18 rebounds in 47 minutes in Game 5 at SA (5/14/01). .played all but 25 minutes in the first-round (215-of-240 total minutes)

INTERNATIONAL CAPSULE

SUMMER 2011: Averaged team-high 19.5 points, 6.6 rebounds, 1.4 assists and 29.9 minutes in 8 games at Eurobasket 2011. .became the second-leading scoring in European competition and has amassed 967 points in his European career (Nikos Galis holds the record for the most points in European competition with 994) **SUMMER 2008:** Achieved lifelong goal when he represented Germany at the 2008 Summer Olympics (Beijing, China). .carried the German flag during Opening Ceremonies. in 5 games, averaged team highs in points (17.0 ppg) and rebounds (8.4 rpg) in 28.4 minutes. .shot 41.9%



from the field, 41.7% from 3-point range and 95.8% from the line. .in the 2008 FIBA Olympic Qualifying Tournament (Athens, Greece), averaged a tournament-high 26.6 points to go with 8.2 rebounds, 2.6 assists and 31.2 minutes. .shot 52.8% from the field, 43.5% from 3-point range and 92.2% from the line **SUMMER 2007:** Averaged tournament-best 24.0 points, 8.7 rebounds and 1.6 assists in the FIBA EuroBasket Tournament. **SUMMER 2006:** Averaged 23.2 points, 9.2 rebounds and 2.8 assists while leading Germany to the quarter-finals of the 2006 World Championships (Japan) **SUMMER 2005:** Helped lead Germany to a second place finish in the European Championships as he was named Tournament MVP. .averaged 26.1 points per game. .named the 2005

FIBA Player of the Year SUMMER 2004: Played on the German team that qualified for the 2005 European Championships...led Germany with 23.6 points and 11.6 rebounds in 5 games. **SUMMER 2003:** Represented Germany at the 2003 European Championships (Sweden)...led team in scoring at 22.5 points per game with 6.3 rebounds in 35.0 minutes. **SUMMER 2002:** Named MVP of the 2002 World Basketball Championship (Indianapolis) after leading Germany to the bronze medal...averaged 24.0 points per game. **SUMMER 2001:** Led Germany to a fourth place finish at the European Championships (Turkey) while qualifying for the 2002 World Championships...averaged 28.7 points, 9.1 rebounds in 7 games...shot 57.3% from the field and 42.6% from 3-point range. **SUMMER 1999:** Made first appearance in the European Championships as he led the German National Team to a seventh place finish (5-3 overall)...named Germany's Player of the Year for 1998 by *Basket* magazine...led his club team to promotion into the German First Division prior to reporting to Mavericks training camp...was the leading scorer in the league (21.4 ppg) and ranked 3rd in rebounds (8.4 rpg)...played 8 games with the German National team in the European Championships 22-and-under tournament...10+ points 7 times, including a 34-point, 15-rebound performance in Germany's final game, a 97-95 overtime win vs. Lithuania (7/23/98)...captured global attention at the 1998 Nike Hoop Summit Game (San Antonio) over Final Four weekend when his International Juniors team defeated the USA Juniors...finished the game with a team-high 33 points to go with 14 rebounds and 3 steals...in two seasons with Würzburg in the second division of Bundesliga, averaged 23.9 points, 8.2 rebounds and 2.0 assists while shooting 57.2% from the field, 37.0% from 3 and 75.4% from the line...in addition to playing for Würzburg in 1996, played on the German National Junior team, European Junior Select team, World Junior Select team and the German Under-22 National team...a member of the 1993 German Champion, Bavarian Select team.

PERSONAL KAPISUL

An ambidextrous shooter...son of Joerg and Helga Nowitzki, who were both elite-level German athletes...Joerg played handball and Helga starred for the women's national basketball team...his club team, the X-Rays, was named for the discovery of X-rays by German scientist Roentgen in Würzburg in 1895...older sister, Silke, played first league basketball in Würzburg and worked at the NBA in International TV...served a mandatory stint in the German Army (9/1/97-6/30/98)...while playing with Würzburg, coached by Holger Geschwindner, who was a member of West Germany's 1972 Olympic basketball team...his personal advisor, Geschwindner was a former art student under Shawn Bradley's grandfather in Germany...donates to Jonathan's Place, a home for abused children, for every made 3-pointer throughout the season...founded the Dirk Nowitzki Foundation...in his spare time he enjoys reading and playing the saxophone and the guitar...won the NBA's Community Assist Award (Feb. 2004 and Dec. 2007)...traveled to South Africa as a part of the NBA's Basketball Without Borders contingent (Sept., 2009)...serves as a Big Brother for Big Brothers Big Sisters of Dallas...made an appearance on ABC's *Extreme Makeover: Home Edition* (April, 2009)...www.dirk-nowitzki-foundation.org

REGULAR SEASON STATISTICS

YEAR	TEAM	GP	GS	MIN	AVG	FG	FGA	PCT	3FG	3FGA	PCT	FT	FTA	PCT	REBOUNDS						BLK	PTS	AVG		
															DR*	TR*	AST	PF	STL	TO					
1990-91	DAL	47	24	95.8	20.4	35	135	.405	4	69	.206	99	120	.773	41	121	162	2.4	47	105	28	73	27	385	8.2
1991-92	DAL	82	81	293.0	35.0	615	1110	.401	116	300	.378	288	349	.889	16	430	599	6.4	113	246	63	41	60	1415	17.4
2000-01	DAL	82	82	3126	38.1	561	1247	.474	151	398	.387	451	538	.868	19	635	754	9.2	173	245	79	156	101	1784	21.8
2001-02	DAL	76	76	2781	36.8	600	1258	.477	130	350	.377	440	516	.891	17	615	715	9.9	166	227	81	145	77	1719	22.4
2002-03	DAL	81	81	3117	39.8	800	1689	.463	145	330	.379	483	548	.881	31	710	791	8.9	239	298	111	162	82	2811	35.1
2003-04	DAL	77	77	2815	37.9	805	1310	.462	98	298	.341	371	423	.877	88	580	678	8.7	287	218	82	135	184	1880	21.8
2004-05	DAL	71	76	3102	38.7	663	1445	.469	97	229	.399	515	708	.882	96	661	757	9.7	240	219	97	176	119	2032	25.1
2005-06	DAL	81	81	3089	38.1	711	1544	.460	110	300	.367	519	601	.867	111	613	729	9.3	176	164	68	158	83	2151	26.6
2006-07	DAL	78	78	2820	36.2	673	1452	.463	129	313	.415	498	561	.894	122	671	803	8.9	263	171	62	187	62	1919	24.6
2007-08	DAL	77	77	2794	36.3	630	1370	.460	129	313	.415	498	561	.894	122	671	803	8.9	263	171	62	187	62	1919	24.6
2008-09	DAL	81	81	3050	37.7	774	1616	.478	81	170	.359	485	545	.898	88	593	681	8.4	197	176	81	167	83	2094	25.0
2009-10	DAL	81	81	3048	37.6	771	1616	.477	81	170	.359	485	545	.898	88	593	681	8.4	197	176	81	167	83	2094	25.0
2010-11	DAL	73	73	2584	34.3	610	1299	.472	65	168	.393	495	443	.892	50	483	513	7.8	190	172	38	137	47	1881	23.0
TOTAL		983	888	38236	38.5	7969	16713	.476	1187	3145	.381	5679	6476	.877	1199	7116	8315	8.4	2655	2558	884	1804	983	22782	23.0

PLAYOFF STATISTICS

YEAR	TEAM	GP	GS	MIN	AVG	FG	FGA	PCT	3FG	3FGA	PCT	FT	FTA	PCT	REBOUNDS						BLK	PTS	AVG		
															DR*	TR*	AST	PF	STL	TO					
2000-01	DAL	18	18	398	38.3	88	183	.423	13	40	.283	63	94	.883	14	87	81	8.1	14	37	11	14	8	234	23.4
2001-02	DAL	6	6	367	44.8	78	164	.446	16	28	.571	83	74	.878	17	88	185	13.1	16	27	18	22	8	227	28.4
2002-03	DAL	17	17	722	42.6	158	313	.478	27	81	.443	183	113	.912	15	18	95	6.5	37	52	21	40	16	430	25.3
2003-04	DAL	6	6	212	42.4	46	100	.459	7	16	.467	88	62	.857	13	46	58	11.8	7	18	7	6	13	133	25.5
2004-05	DAL	13	13	551	42.4	163	256	.482	18	38	.333	92	118	.829	25	16	11	10	43	42	8	33	21	308	23.7
2005-06	DAL	23	23	985	43.0	195	413	.469	11	31	.355	185	228	.895	47	221	288	11.7	87	64	26	49	14	820	27.0
2006-07	DAL	6	6	239	39.8	36	94	.383	4	19	.211	42	58	.848	25	43	88	11.3	14	20	11	14	8	118	19.7
2007-08	DAL	6	6	211	42.2	43	97	.473	8	18	.333	42	52	.888	18	58	88	12.8	28	13	1	18	7	134	26.8
2008-09	DAL	6	6	223	38.0	58	108	.547	4	7	.571	48	42	.952	7	42	48	8.2	18	15	6	18	4	168	28.7
2010-11	DAL	21	21	825	39.3	192	396	.485	23	50	.450	175	186	.941	12	158	171	8.3	63	48	12	86	13	582	27.7
TOTAL		124	124	5128	41.3	1853	2272	.483	138	382	.384	969	1086	.882	187	1882	1289	10.4	322	353	136	285	118	3214	25.9

ALL-STAR STATISTICS

YEAR	TEAM	GP	GS	MIN	AVG	FG	FGA	PCT	3FG	3FGA	PCT	FT	FTA	PCT	REBOUNDS						BLK	PTS	AVG		
															DR*	TR*	AST	PF	STL	TO					
2001-02	WEST	1	0	24	24.0	5	11	.636	1	4	.250	1	1	1.000	2	6	8	8.0	3	1	0	2	0	12	12.0
2002-03	WEST	1	0	18	18.0	4	8	.500	1	4	.250	0	0	.000	0	1	1	1.0	1	1	0	2	0	8	8.0
2003-04	WEST	1	0	13	13.0	3	3	1.000	0	0	.000	0	0	.000	0	0	0	0.0	1	0	2	2	0	2	2.0
2004-05	WEST	1	0	21	21.0	4	10	.400	0	3	.000	2	2	1.000	3	4	7	7.8	2	1	4	3	4	18	18.0
2005-06	WEST	1	0	16	16.0	4	6	.667	0	3	.000	2	3	.667	3	3	6	6.8	0	2	0	0	0	18	18.0
2006-07	WEST	1	1	18	18.0	4	8	.500	1	2	.500	0	0	.000	2	3	5	5.0	2	0	0	0	0	9	9.0
2007-08	WEST	1	0	26	26.0	5	14	.357	1	4	.250	2	2	1.000	1	3	4	4.0	2	0	0	2	0	3	13.0
2008-09	WEST	1	0	14	14.0	3	5	.600	0	0	.000	0	2	1.000	0	1	1	1.0	1	0	0	0	0	8	8.0
2009-10	WEST	1	1	28	28.0	8	15	.533	0	1	.000	6	6	1.000	0	4	4	4.8	2	2	1	2	0	22	22.0
2010-11	WEST	1	0	14	14.0	3	8	.375	0	1	.000	0	0	.000	0	5	5	5.0	1	0	1	0	1	8	8.0
TOTAL		10	2	188	18.8	41	91	.461	5	23	.217	14	16	.875	17	30	41	4.1	15	7	0	13	5	101	10.1



REGULAR SEASON


PTS	17.1
REB	10.1
AST	5.1
STL	0.6
BLK	0.7
MIN	32.2

PLAYOFFS

PTS	14.4
REB	8.7
AST	3.0
STL	0.6
BLK	0.7
MIN	32.2

2010-2011

PTS	14.4
REB	8.7
AST	3.0
STL	0.6
BLK	0.7
MIN	32.2



LAMAR 7 ODOM

POSITION FORWARD

HEIGHT / WEIGHT 6-10 / 230

DATE OF BIRTH 11/06/79

EXPERIENCE 11 YEARS PRO

FROM RHODE ISLAND



CAREER TRANSACTIONS

Selected by the L.A. Clippers in first round (fifth overall pick) of 1999 NBA Draft...signed by Miami (8/26/03)...traded to L.A. Lakers along with Caron Butler, Brian Grant, a first round draft pick and a second round draft pick in exchange for Shaquille O'Neal (7/14/04)...traded to Dallas along with a 2012 second round draft pick and other second round considerations in 2013 in exchange for a protected first round draft pick (12/11/11)

PROFESSIONAL CAPSULE

Two-time NBA Champion with L.A. Lakers (2009, 2010). 2010-11 Kia NBA Sixth Man of the Year...NBA Eastern Conference Player of the Month (March, 2004)... Eastern Conference Player of the Week (3/8/04)... won NBA's Community Assist Award in May 2004...2004 Olympic bronze medalist as member of USA Basketball Men's Senior National Team...selected to the 2006-08 and 2010-12 USA Basketball Men's Senior National Team rosters...member of the gold-medal-winning 2010 USA Basketball Men's World Championship Team...started for the sophomores in the 2001 Rookie Challenge at All-Star Weekend...2000 NBA All-Rookie First Team...started for the rookies in the 2000 Schick Rookie Challenge at All-Star Weekend...Rookie of the Month (Nov., 1999)...has recorded 12 triple-doubles and 299 career double-doubles...7th player in NBA history to reach 4,000 rebounds and 2,000 assists in as few as 471 career games and 8th to reach 6,000 rebounds and 3,000 assists in as few as 717 career games...in 2005-06, was only player in NBA to average better than 14 points, 9 rebounds and 5 assists...scored 10,000th career point at SAC (4/7/09)

SEASON HIGHLIGHTS

2010-11: Appeared in all 82 games (35 starts), averaging 14.4 points, 8.7 rebounds, 3.0 assists, 0.6 steals and 0.7 blocks in 32.2 minutes...28 double-doubles...14 games with 20+ points...63 games with 10+ points...30 games with 10+ rebounds...led team in scoring 4 times, rebounds 22 times, assists 16 times, steals 8 times and blocks 14 times...ranked among league leaders in rebounds (15th/87) and FG% (11th/530)...11 points, 8 rebounds and season-high in assists (7) and blocks (4) at MIN (11/19/10)...24 points (career-high bench points) at NO (12/29/10)...20 points (16 in 4th quarter) at GS (1/12/11)...20 points and a season-high 20 rebounds vs. HOU (2/1/11)...season-high 29 points, 16 rebounds, 5 assists, career-high 55 minutes vs. PHO (3/22/11)...scored 12,000th career point vs. DAL (3/31/11), becoming the 23rd player in NBA history to reach 12,000 points, 7,000 rebounds and 3,000 assists and the 9th fastest to do so in terms of games (821)...22 points, 8 rebounds, season-high-tying 7 assists at SAC (4/13/11) **2009-10:** Appeared in all 82 games (38 starts), averaging 10.8 points, 9.8 rebounds, 3.3 assists, 0.9 steals and 0.7 blocks in 31.5 minutes...25 double-doubles...6 games with 20+ points...44 games with 10+ points...41 games with 10+ rebounds...led team in scoring 7 times, rebounds 28 times, assists 14 times, steals 17 times and blocks 19 times...ranked among league leaders in rebounds (11th/98)...grabbed 6,000th career rebound vs. NO (12/1/09)...17 points, 19 rebounds and season-high 9 assists vs. HOU (1/5/10)...10 points, career-high-tying 22 rebounds and 6 assists at POR (2/6/10), becoming the 8th player in NBA his

tory to reach 6,000 rebounds and 3,000 assists in as few as 717 career games.. 25 points and 11 rebounds at UTA (2/10/10) ..21 points at DAL (2/24/10) ..season-high 26 points (11-14 FGs) and 10 rebounds vs. UTA (4/2/10) **2008-09:** Averaged 11.3 points, 8.2 rebounds, 2.6 assists, 1.0 steals, 1.3 blocks and 29.7 minutes in 78 games (32 starts) ..ranked among league leaders in rebounds (18th/8.2), FG% (29th/49.2) and blocks (18th/1.26)..18 double-doubles...7 games with 20+ points...25 games with 10+ rebounds, including 1 20+ rebound game...led team in scoring 4 times, in rebounding 24 times, in assists 10 times, in steals 12 times and in blocks on 31 occasions... season-high 28 points (career-high-tying 13 FGs) and 17 rebounds at CLE (2/8/09)...15 points, season-high 20 rebounds and 5 assists vs. ATL (2/17/09) ..25 points and 14 rebounds at MIN (2/22/09)...23 points (11-12 FGs) vs. PHO (2/26/09)...season-highs in assists (8) and blocks (6) vs. MEM (3/3/09) ..scored 10,000th career point at SAC (4/7/09) .. missed 3 games with a right knee bone bruise (1/7-1/11/09) .. not with team due to NBA Suspension at HOU (3/11/09) **2007-08:** Averaged 14.2 points, 10.6 rebounds, 3.5 assists, 1.0 steals, 0.9 blocks and 37.9 minutes in 77 games (77 starts) .. ranked among league leaders in rebounds (7th/10.6), assists (40th/3.5), FG% (16th/52.5), blocks (40th/0.94) and minutes (17th/37.9) ..44 double-doubles...1 triple-double...1 30-point game...9 games with 20+ points...48 games with 10+ rebounds...2 games with 10+ assists...led team in scoring 3 times, in rebounding 48 times and in assists 12 times...12th career triple-double with 10 points, 16 rebounds and 10 assists at MIN (2/13/08)...grabbed 5,000th career rebound at NO (3/14/08)...19 points and career-high 22 rebounds vs. GS (3/23/08)...23 points, 21 rebounds, 5 assists and season-high 5 blocks while scoring 9,000th career point at GS (3/24/08)...season-high 11 assists vs. MEM (3/28/08)...season-high 31 points (12-14 FGs), 10 rebounds and 5 assists vs. DAL (4/4/08)...missed first 4 regular season games recovering from left shoulder surgery (torn labrum) (5/15/07) and 1 game due to league suspension (1/4/07) **2006-07:** Started all 56 games in which he appeared, averaging 15.9 points, 9.8 rebounds and 4.8 assists in 39.3 minutes...ranked among league leaders in minutes (9th/39.3) ..25 double-doubles...led team in scoring 5 times, in rebounds 32 times and in assists on 21 occasions...1 30-point game...15 games with 20+ points... career-high-tying 34 points and 13 rebounds vs. PHO (10/31/06) ..22 points, 9 rebounds and 9 assists at GS (11/1/06) ..18 points, 11 rebounds and 9 assists vs. SA (12/10/06)...19 points, 14 rebounds and 9 assists at UTA (2/26/07) ..24 points, season-high 19 rebounds and season-high 4 steals vs. GS (3/25/07)...11th career triple-double (3rd with Lakers) with 17 points, 14 rebounds and season-high 12 assists vs. DEN (4/3/07)...missed 21 games with a moderate medial collateral sprain (right knee) (12/13/06-1/22/07)...missed 5 games with a torn labrum (left shoulder) (3/4-3/11/07) **2005-06:** Started all 80 games in which he appeared, averaging 14.8 points, 9.2 rebounds and 5.5 assists in 40.3 minutes...ranked among league leaders in rebounds (12th/9.2), assists (22nd/5.5), FG% (36th/48.1), double-doubles (16th/29) and minutes (7th/40.3)...only player in NBA to average better than 14 points, 9 rebounds and 5 assists...led team in scoring 4 times, in rebounds 51 times and in assists on 45 occasions...17 games with 20+ points...33 games with 10+ rebounds...4 games with 10+ assists... career-high-tying 5 steals at ATL (1/8/05) .. season-high 27 points, 16 rebounds at SA (11/29/05) ..12 points, 13 rebounds and 9 assists at UTA (12/1/05)... career-high-tying 12 assists vs. PHI (1/6/06) ..20 points, 10 rebounds and 9 assists vs. CLE (1/12/06) ..19 points, 10 rebounds and 9 assists vs. MIA (1/16/06) ..20 points and season-high 17 rebounds vs. POR (2/21/06)... season-high 17 rebounds at NO/OKC (3/8/06) ..9th career triple-double and 1st as a Laker with 15 points, 13 rebounds and 10 assists vs. GS (4/1/06) ..2nd consecutive triple-double with 16 points, 12 rebounds and a career-high-tying 12 assists vs. POR (4/14/06)...missed 2 games with sprained rib cartilage (2/3-2/4/06) **2004-05:** Started all 64 games in which he appeared, averaging 15.2 points, 10.2 rebounds, 3.7 assists and 1.0 blocks in 36.3 minutes...ranked among league leaders in FG% (36th/47.3), minutes (35th/36.3) and double-doubles (11th/33)...season-high 15 rebounds at PHO (11/19/04)...27 points and 12 rebounds at GS (1/15/05)...19 points, 13 rebounds and season-high 8 assists vs. SEA (1/25/05) ..16 points, 13 rebounds and season-high-tying 8 assists vs. NJ (1/28/05) ..22 points, 12 rebounds and season-high-tying 8 assists at HOU (2/6/05) .. season-high 28 points including a career-high 20 FTA at ATL (2/7/05) ..16 points and season-highs in rebounds (19) and assists (8) at NJ (2/9/05) ..26 points, 15 rebounds and 6 assists at NY (2/28/05)... missed game vs. UTA (2/15/05) with a virus...missed final 17 games of season and was placed on injured list (strained left shoulder) (4/3/05). **2003-04:** Started each of the 80 games in which he appeared, averaging 17.1 points, 9.7 rebounds, 4.1 assists, 1.1 steals, 0.9 blocks and a team-high 37.5 minutes... named the NBA's Eastern Conference Player of the Month for March and was named the Eastern Conference Player of the Week on 3/8/04, both ca-

reer firsts...ranked among the NBA leaders in double-doubles (10th), rebound average (13th), minutes per game (28th), scoring average (32nd) and assists per game (35th)...led MIA in minutes played (3,003), FGM (485), FTM (340), FTA (458), defensive rebounds (616), total rebounds (776), blocks (71) and double doubles (37)...scored in double-figures a team-high 72 times, including 26 games with 20+ points and 1 30-point game... six 20-10-5 games (points-rebounds-assists) ..8th career triple double with season-high 30 points, season-high 19 rebounds and season-high 11 assists vs. SAC (3/6/04)...26 points and 18 rebounds in 51 minutes vs. DAL (3/26/04)...missed 2 games due to injury, both with a sprained right ankle at BOS (10/29/03) and vs. CHI (3/29/04) **2002-03:** In 49 games (47 starts), averaged 14.6 points, 6.7 rebounds, 3.6 assists, 0.9 steals, 0.8 blocks and 34.3 minutes...6 double-doubles...1 game with 30+ points...13 games with 20+ points...39 games with 10+ points...2002-03 debut vs. GS (12/28/02) ended a streak of 71 consecutive games and 344 days missed due to injury (last game was vs. CLE 1/18/02)... recorded 1,000th career assist vs. TOR (3/16/03) .. season-high 30 points and team-high 10 rebounds vs. HOU (3/24/03) ..13 points, 10 rebounds and season-high 9 assists at DEN (4/12/03) ..season-high 13 rebounds vs. POR (4/16/03)... missed a total of 33 games due to injury...missed the first 29 games of the season (10/30-12/27/02) due to a sore right ankle and sore right wrist...missed game at CLE (1/27/03) due to a sprained right ankle, a pair of games (3/3-3/5/03) with a sprained right ankle and the game at MIN (4/11/03) with a sore left ankle. **2001-02:** Averaged 13.1 points, 6.1 rebounds, 5.9 assists, 1.2 blocks, 0.8 steals and 34.4 minutes in 29 games (25 starts)...4 double-doubles...3 games with 20+ points...22 games with 10+ points...season-high 13 rebounds at SA (10/30/01)...season-high 11 assists vs. IND (12/2/01)... season-high 27 points at DEN (1/4/02) ..missed a total of 45 games due to injury and 8 (11/5-11/20/01) due to NBA suspension...missed 3 games with a sprained right wrist (12/27/01-1/1/02)...missed the final 42 games of the season, the first 3 with a sore right wrist (1/19-1/23/02) and the final 39 games (1/26-4/17/02) after being placed on the injured list with a sprained ligament in his right wrist...underwent surgery (4/9/02) to repair injured wrist. **2000-01:** Appeared in 76 games (74 starts), averaging 17.2 points, 7.8 rebounds, 5.2 assists, 1.0 steals and 1.6 blocks in 37.3 minutes... ranked among NBA leaders in triple-doubles (3rd), blocks (23rd), assists (24th), rebounds (tied for 25th), minutes (37th) and scoring average (tied for 38th)...only player league-wide to lead his team in scoring, rebounding, blocks, steals and minutes (1st player in Clippers franchise history to do so in a single season)... joined MIN's Kevin Garnett and ORL's Tracy McGrady as the only players to rank in the NBA's top 40 in scoring, rebounding, assists and blocks...20 double-doubles...4 triple-doubles...1 game with 30+ points...27 games with 20+ points...career-high 9 blocks vs. VAN (12/23/00)...career-high 34 points at NJ (2/18/01)...season-high 16 rebounds vs. DET (3/27/01)...season-high 11 assists on 3 occasions...missed 1 game due to injury (vs. SA 4/7/01, bruised tailbone) and 5 games (3/8-3/18/01) due to NBA suspension. **1999-2000:** Averaged 16.6 points, 7.8 rebounds, 4.2 assists, 1.3 blocks, 1.2 steals and 36.4 minutes in 76 games...26 double-doubles...3 triple-doubles...2 games with 30+ points...26 games with 20+ points...in NBA debut vs. SEA (11/2/99), 30 points, 12 rebounds, 3 assists, 2 steals and 2 blocks in 44 minutes...7 blocks at GS (12/22/99) ..season-high 5 steals vs. BOS (12/26/99)...1st career triple-double at HOU (12/30/99) with 10 points, 13 rebounds and 10 assists... also recorded triple-doubles vs. CHA (3/10/00) (10 points, 10 rebounds, season-high 11 assists) and at SAC (3/15/00) (21 points, 10 rebounds, 10 assists)... season-high 15 rebounds vs. PHO (4/11/00) ..season-high 33 points at SEA (4/19/00)... missed a total of 5 games due to injury...set out vs. DAL (2/15/00) with left knee tendinitis and a sore right shoulder...missed game vs. WAS (3/20/00) with a strained right calf and missed 3 games (3/25-3/30/00) with a strained left calf...registered 1 DNP-CD at PHO (2/2/00)

PLAYOFF CAPSULE

Holds career playoff averages of 13.5 points, 9.1 rebounds, 2.5 assists, 1.0 blocks and 34.2 minutes in 102 games (52 starts) **2011:** In 10 games (1 start), averaged 12.1 points, 6.5 rebounds and 2.1 assists in 28.6 minutes. **2010:** Appeared in 23 games, averaging 9.7 points, 8.6 rebounds, 2.0 assists and 0.9 blocks in 29.0 minutes...19 points and a playoff career-high 19 rebounds vs. PHO (5/17/10) ..captured 2nd-consecutive NBA title with LAL. **2009:** In 23 games (5 starts), averaged 12.3 points (.524 FG, 18.35 3FGs (.514)), 9.1 rebounds, 1.8 assists and 1.4 blocks in 32.0 minutes...won 1st NBA championship. **2008:** In 21 games (21 starts), averaged 14.3 points, 10.0 rebounds, 3.0 assists and 1.3 blocks in 37.4 minutes. **2007:** Averaged 19.4 points, 13.0 rebounds, 2.2 assists and 38.4 minutes in 5 games...playoff career-high 33 points and 10 rebounds at PHO (5/2/07). **2006:** Averaged 19.1 points, 11.0 rebounds, 4.9 assists, 1.1 blocks and 44.9 minutes in 7 postseason games...22



points, 11 rebounds and 9 assists vs. PHO (5/4/06) 2004: In 13 games, averaged 16.8 points, 8.3 rebounds, 2.8 assists, 1.2 steals and 0.8 blocks in 39.4 minutes.

COLLEGE CAPSULE

Played one season at Rhode Island, averaging 17.6 points, 9.4 rebounds and 3.8 assists in 32 games...named Honorable Mention All-America by Associated Press... First Team All Atlantic 10 Conference...Atlantic 10 Rookie of the Year...Atlantic 10 Tournament MVP (All Tournament Team)...shot 48.2% FG (203-421 FGs)...named Atlantic 10 Rookie of the Week a record 10 times... sat out the 1997-98 season after transferring from UNLV...originally signed a grant-in-aid with UNLV but never played at the university.

PERSONAL CAPSULE

Full name is Lamar Joseph Odom...has a daughter Destiny and a son Lamar, Jr....married Khloe Kardashian in September of 2009...co-starred with his wife in one of the E! network's top rated shows, Khloe and Lamar, in 2011...raised by his grandmother after mother passed away when he was 12...wears No. 7 because it was his grandmother's lucky number...lists his late grandmother, Mildred Mercer, and his late mother Cathy Mercer, as the people who made the biggest difference in his life...started the record label Rich Soul (July, 2005) and signed the artist Ali Vegas...charitable host to the first-ever Lincoln Park Music Jam in his hometown of Queens, N.Y raising \$75,000 for underprivileged children through his foundation Cathy's Kids Cathy's Kids Foundation was established in 2004 to support underprivileged youth who need recreational or educational tools to succeed in life

(stemmed from Lamar losing his mother to cancer as a child)...foundation's mission is to reach out and give back to young people who may not have role models, mentors or supplies necessary to succeed in life...foundation is also committed to generating funds for continued cancer research, care and clinics as well as education and awareness programs related to cancer, especially for minorities...majored in communications in college...spends free time listening to old R&B music and late 70s-early 80s music...favorite artists include Jay-Z, 50 Cent, Carl Thomas, the Temptations and Anita Baker...lists Goodfellas, Scarface, Malcolm X and Casino as favorite movies and Malcolm X by Alex Haley as favorite book...lists Magic Johnson as his favorite player growing up...was a high school teammate of guard Speedy Claxton at Christ the King in Queens, N.Y...lists his game-winning buzzer-beater over Temple in the 1999 Atlantic-10 championship game, which gave Rhode Island its first championship, as his favorite non-NBA basketball moment... was named National Prep Player of the Year by Parade Magazine in 1997

REGULAR SEASON STATISTICS

Table with columns: YEAR, TEAM, GP, GS, MIN, AVB, FG, FGA, PCT, 3FG, 3FGA, PCT, FT, FTA, PCT, REBOUNDS (OFF, DEF), TOT, AVG, AST, PF, STL, TO, BLK, PTS, AVG. Rows include seasons from 1999-00 to 2010-11 and a TOTAL row.

PLAYOFF STATISTICS

Table with columns: YEAR, TEAM, GP, GS, MIN, AVB, FG, FGA, PCT, 3FG, 3FGA, PCT, FT, FTA, PCT, REBOUNDS (OFF, DEF), TOT, AVG, AST, PF, STL, TO, BLK, PTS, AVG. Rows include seasons 2003-04, 2005-06, 2006-07, 2007-08, 2008-09, 2009-10, 2010-11 and a TOTAL row.



REGULAR SEASON

PTS	10	15	20	25	30	35	40	45	50
REB	5	10	15	20	25	30	35	40	45
AST	5	10	15	20	25	30	35	40	45
STL	5	10	15	20	25	30	35	40	45
BLK	5	10	15	20	25	30	35	40	45

PLAYOFFS

PTS	10	15	20	25	30	35	40	45	50
REB	5	10	15	20	25	30	35	40	45
AST	5	10	15	20	25	30	35	40	45
STL	5	10	15	20	25	30	35	40	45
BLK	5	10	15	20	25	30	35	40	45

2010-2011

PTS	10	15	20	25	30	35	40	45	50
REB	5	10	15	20	25	30	35	40	45
AST	5	10	15	20	25	30	35	40	45
STL	5	10	15	20	25	30	35	40	45
BLK	5	10	15	20	25	30	35	40	45



JASON 31 TERRY

POSITION
GUARD

HEIGHT / WEIGHT
6-2 / 180

DATE OF BIRTH
9/15/77

EXPERIENCE
12 YEARS PRO

FROM
ARIZONA



CAREER TRANSACTIONS

Selected by Atlanta in the first round (10th overall pick) of the 1999 NBA Draft...traded along with Alan Henderson and a future first round pick to Dallas in exchange for Tony Delk and Antoine Walker (8/4/04) ...re-signed by Dallas (7/25/06).

PROFESSIONAL CAPSULE

Has played in 959 of a possible 984 games in his career with Atlanta and Dallas. .holds averages of 16.2 points, 2.7 rebounds, 4.7 assists and 1.3 steals in 33.6 minutes per game...earned NBA's Sixth Man Award following the 2008-09 regular season campaign in which he averaged 19.6 points, 2.4 rebounds, 3.4 assists and 1.3 steals in 74 games (11 starts).. among all-time NBA leaders, ranks 8th in 3FGs made (1650)...scored 15,000th career point with a jump shot at the 5:36 mark of the 3rd quarter at BOS (2/4/11)...became the 12th player in NBA history to reach 1,500 career 3-pointers at NO (3/22/10)...recorded his 1,000th 3-pointer as a Maverick at the 8:13 mark of the 4th quarter vs. PHO (4/10/11)...named Western Conference Player of the Week (1/17-1/23/05), becoming the ninth Maverick to earn the distinction . set a DAL franchise-record by hitting a 3-pointer in 47 consecutive games (12/10/05-3/28/06)...has not shot below 80.0% from the foul line during his career...has tallied 100+ 3-pointers and 80+ steals in each of the past 11 seasons...competed in the 3-Point Shootout during All-Star Weekend in 2006 (Houston) and 2007 (Las Vegas)...was a member of the U.S. entry in the 2001 Goodwill Games (Australia)...played for the victorious sophomore squad in the 2001 Schick Rookie Challenge held during All-Star Weekend... named to the 1999-00 NBA All-Rookie Second Team . ranks on the DALs all-time list in points (6th, 9,003), assists (8th, 2,298), FGs (6th, 3,362), 3FGs (2nd, 1,002), 3FG% (6th, 389), FT% (7th, 842), steals (7th, 657), games (7th, 662) and minutes (7th, 18,207)


SEASON HIGHLIGHTS

2010-11: Averaged 15.8 points, 1.9 rebounds, 4.1 ass sts and 31.1 minutes in 82 games (10 starts) while shooting 45.1% (492 1091 FGs) from the field, 36.2% (127 351 3FGs) from 3-point range and 85.2% (182 214 FTs) from the line...was the only Maverick to appear in all 82 games in 2010-11...1 double-double...1 30-point game .20 games with 20+ points...11 games with 3+ steals...22 points (10-15 FGs, 2-4 3FGs), 6 assists, 4 steals in 35 minutes vs. CHA (10/27/10)...20 points (6-13 FGs, 4-5 3FGs, 4-4 FTs) in 38 minutes at DEN (11/3/10)...26 points (10-17 FGs, 2-4 3FGs, 4-5 FTs), 3 steals, 38 minutes vs. DEN (11/6/10)...scored 23 of his 26 points in the 1st half, the most he's recorded in the 1st half of a game in his career (previous high 22 vs. POR 4/7/07)...game-high 25 points (11-16 FGs, 3-7 3FGs), 3 steals, 31 minutes at MEM (11/10/10)... game-high 26 points (9-19 FGs, 3-6 3FGs, 5-6 FTs) in 36 minutes vs. NO (11/15/10)...23 points (7-14 FGs, 2-5 3FGs, 7-7 FTs) in 32 minutes at SAC (12/4/10)... 19 points (6-15 FGs, 3-6 3FGs, 4-4 FTs), all n the 4th quarter, in 31 minutes at MIA (12/20/10)... game-high 18 points (8-19 FGs, 2-8 3FGs), 4 rebounds, 6 assists, 35 minutes vs. TOR (12/28/10) .22 points (9-15 FGs, 4-6 3FGs), 7 assists, 35 minutes vs. LAL (1/19/11)...game-high 28 points (11-22 FGs, 4-7 3FGs, 2-2 FTs) in 37 minutes vs. LAC (1/25/11)...double-double with



18 points (5-11 FGs, 2-4 3FGs, 6-7 FTs), 5 rebounds, season-high 11 assists, 32 minutes vs. ATL (1/29/11)... 21 points (7-14 FGs, 7-7 FTs) in 34 minutes at CHA (2/5/11) .23 points (7-16 FGs, 2-5 3FGs, 7-7 FTs), 4 rebounds, 5 assists, 34 minutes vs. CLE (2/7/11) .game-high 22 points (7-14 FGs, 1-4 3FGs, 7-7 FTs) in 31 minutes at SAC (2/9/11) .25 points (9-17 FGs, 6-8 3FGs, 1-2 FTs) in 32 minutes at DEN (2/10/11)...game-high 25 points (10-18 FGs, 2-5 3FGs, 3-5 FTs) in 32 minutes at WAS (2/26/11)...19 points (7-13 FGs, 2-2 3FGs, 3-4 FTs), 4 rebounds, 5 assists, 29 minutes at TOR (2/27/11) .season-high 30 points (13-18 FGs, 3-5 3FGs, 1-3 FTs) in 31 minutes at PHI (3/1/11)...21 points (8-16 FGs, 1-2 3FGs, 4-4 FTs), 6 assists, 30 minutes vs. IND (3/4/11)...26 points (9-15 FGs, 4-7 3FGs, 4-4 FTs) in 33 minutes vs. MEM (3/6/11)...21 points (9-15 FGs, 3-4 3FGs) in 27 minutes vs. NY (3/10/11)...game-high 22 points (6-7 FGs, 4-5 3FGs, 6-8 FTs) in 29 minutes at UTA (3/26/11)...21 points (9-15 FGs, 3-4 FTs) in 36 minutes at HOU (4/11/11) **2009-10:** Averaged 16.6 points, 1.8 rebounds, 3.8 assists, 1.2 steals and 33.0 minutes in 77 games (12 starts) while shooting 43.8% (456-1041 FGs) from the field, 36.5% (136-373 3FGs) from 3-point range and 86.6% (232-268 FTs) from the line .among NBA leaders, ranked in FT% (13th)...3 games with 30 points, 24 games with 20 points (17 off bench), 1 double-double...single-handedly matched or outscored opposing bench times 13 (9-4)...35 points (12-18 FGs, 4-8 3FGs, 7-10 FTs), 2 rebounds, 3 assists, 1 steal, 39 minutes at NO (11/4/09)...24 points (7-8 FGs, 1-1 3FGs, 9-9 FTs), 3 assists, 1 steal, 25 minutes vs. HOU (11/10/09) .20 points (8-15 FGs, 4-5 FTs), 4 assists, 1 steal, 1 block, 34 minutes vs. SAC (11/20/09)...21 points (9-19 FGs, 1-3 3FGs, 2-2 FTs), 3 assists and season-high 4 steals in 39 minutes vs. GS (11/24/09)...1st double-double with 27 points (10-11 FGs, 4-4 3FGs, 3-3 FTs), 10 assists and 32 minutes at HOU (11/25/09)...25 points (8-15 FGs, 4-7 3FGs, 5-7 FTs), 3 assists and 34 minutes at CLE (11/28/09)...7 points, including game-winning baseline jumper with 1.4 seconds remaining, 2 rebounds, 4 assists, 1 steal in 33 minutes vs. PHI (11/30/09) .in 1st start of season vs. ATL (12/5/09), 17 points (5-16 FGs, 3-8 3FGs, 4-4 FTs), 3 assists in 40 minutes...23 points (7-18 FGs, 3-5 3FGs, 8-6 FTs), 5 assists, 2 steals, 2 blocks, 32 minutes to outscore opposing bench (14) vs. MEM (12/26/09) .team-high 20 points (7-12 FGs, 1-3 3FGs, 5-7 FTs), 4 assists, 2 steals, 33 minutes at HOU (12/31/09)...game-high 26 points (11-19 FGs, 1-4 3FGs, 3-4 FTs), 3 rebounds, 5 assists, 1 block, 40 minutes vs. DET (1/5/10) .21 points (7-13 FGs, 2-4 3FGs, 5-5 FTs), 4 rebounds, 8 assists, 2 steals, 35 minutes at SA (1/8/10)...21 points (9-17 FGs, 2-4 3FGs, 1-3 FTs), 5 assists, 1 steal and 33 minutes vs. OKC (1/15/10) .in 2nd start of season, 21 points (9-16 FGs, 2-5 3FGs, 1-1 FTs), 3 rebounds, 2 assists, 3 steals and 41 minutes at WAS (1/20/10)...21 points (8-15 FGs, 4-6 3FGs, 1-2 FTs), 1 rebound, 4 assist, 1 steal and 32 minutes for 3rd 20-point game as a starter vs. MIL (1/26/10)...21 points (8-15 FGs, 1-5 3FGs, 4-4 FTs), 2 rebounds, 5 assists, 2 steals, 2 blocks, 36 minutes at PHO (1/28/10) .team-best 21 points (8-17 FGs, 1-4 3FGs, 4-5 FTs), 1 rebound, 6 assists, 1 steal, 38 minutes vs. GS (2/3/10)...20 points (7-17 FGs, 3-8 3FGs, 3-4 FTs), 3 rebounds, 3 assists, 3 steals, 40 minutes vs. MIN (2/5/10)...season-high 36 points (9-17 FGs, 6-9 3FGs, 12-13 FTs), 6 rebounds, 9 assists, 3 steals and 42 minutes at GS (2/8/10)...3rd 30-point outing with 30 (10-20 FGs, 4-8 3FGs, 6-6 FTs), 3 rebounds, 3 assists, 1 steal, 33 minutes while matching entire LAL bench (2/24/10)...20 points (8-17 FGs, 2-6 3FGs, 2-2 FTs), 2 rebounds, 4 assists, 1 steal, 1 block, 34 minutes at CHA (3/1/10) .game-high 26 points (9-18 FGs, 5-8 3FGs, 3-3 FTs), 5 assists, 2 steals, 34 minutes vs. MIN (3/3/10) .in the MIN game, suffered broken nose and orbital bone in a collision with Corey Brewer...team-high 24 points (9-16 FGs, 5-8 3FGs, 1-1 FTs), 2 rebounds, 4 assists in 29 minutes off bench at NO (3/22/10)...hit 1,500th career 3-pointer of his career with 1st of NO game .29 points (11-24 FGs, 1-8 3FGs, 6-6 FTs), 1 rebound, 6 assists, 4 steals, 40 minutes at MEM (3/31/10)...25 points (8-14 FGs, 3-4 3FGs, 6-6 FTs), 2 rebounds, 6 assists, 2 steals and 1 block in 27 minutes at SAC (4/10/10)...missed 5 games (vs. SAC 3/5-vs. NY 3/13/10) while recovering from facial surgery **2008-09:** Averaged 19.8 points, 2.4 rebounds, 3.4 assists, 1.3 steals, 33.7 minutes in 74 games (11 starts)...shot 46.3% (541-1168 FGs) from the field, 36.6% (167-456 3FGs) from 3-point range and 88.0% (198-225 FTs) from the line .among NBA leaders, ranked 11th in FT%, 10th in 3FGs (167), 17th in steals per game...3 30-point games, 40 20-point games (33 off bench), single-handedly outscored opposing bench 26 times (18-8 record)...made at least 1 3FG in 42 straight games between at HOU (11/18/08) and vs. SA (3/4/09) .streak was broken at NO (3/5/09), but made at least 1 3FG in each of final 21 games .29 points (13-21 FGs, 1-5 3FGs, 2-2 FTs), 3 rebounds, 6 assists, 38 minutes in 1st start at SA (11/4) .21 points (7-15 FGs, 1-3 3FGs, 6-8 FTs), 4 steals, 39 minutes vs. LAL (11/11) .31 points (13-21 FGs, 2-4 3FGs, 3-4 FTs), including 18 in 1st half, 4 assists, 3 steals, 35 minutes at HOU (11/19/08) .20 points, including 15 in 1st half, 6 rebounds, 5 assists, 3 steals, 1 block, 35 minutes vs. MEM (11/21/08)...29 points (12-20 FGs, 1-3 3FGs, 4-6 FTs), including 16 points in 4th quarter, 4 rebounds, 5 assists, 2 steals, 37 minutes vs. IND (11/25/08) .29 points (13-23

FGs, 3-9 3FGs), 5 assists, 2 steals, 35 minutes while opposing bench had 25 points at LAL (11/28/08) .26 points (9-17 FGs, 5-7 3FGs, 3-4 FTs), while LAL bench had 7, vs. LAC (12/2/08)...26 points (8-16 FGs, 3-7 3FGs, 7-8 FTs), including 11 in 4th quarter, 33 minutes vs. CHA (12/11/08) .28 points (13-21 FGs, 2-5 3FGs), 4 rebounds, 6 assists, 33 minutes vs. OKC (12/13/08)...27 points (10-16 FGs, 4-9 3FGs, 3-4 FTs), 7 rebounds, season-high 8 assists, 35 minutes at TOR (12/17/08) .29 points (24 in 2nd half) on 11-21 FGs, 5-9 3FGs, 2-2 FTs with 3 rebounds, 3 assist, 1 steal, 2 blocks in 38 minutes vs. MIN (12/30/08) .season-high 33 points (14-24 FGs, 2-6 3FGs, 3-3 FTs), 1 rebound, 4 assists, 2 steals, 35 minutes in 7th start at SAC (1/11/09) .28 points (9-15 FGs, 4-8 3FGs, 6-6 FTs), 2 rebounds, 4 assists, 1 steal, 35 minutes vs. NO (1/14/09) .suffered fractured 4th left metacarpal in 1st half vs. CHI (2/7/09) .returned to action after missing 8 games while recovering from surgery to stabilize fractured 4th left metacarpal vs. TOR (3/1/09) .20 points (8-19 FGs, 4-8 3FGs), 3 rebounds, 4 assists, 3 steals, 37 minutes at OKC (3/2/09) .season-high tying 33 points (11-20 FGs, 5-10 3FGs, 6-6 FTs), 4 rebounds, 3 assists, 1 steal, 34 minutes vs. WAS (3/7/09) .29 points (10-19 FGs, 7-16 3FGs, 2-2 FTs), 2 rebounds, 3 assists, 4 steals, 1 block, 39 minutes at LAL (3/15/09) the 7 3FGs tied his career-high (done 2 times) .26 points (10-15 FGs, 1-2 3FGs, 5-6 FTs), 3 assists, 2 steals, 1 block, 32 minutes vs. GS (3/25/09)...22 points (10-15 FGs, 1-4 3FGs, 1-2 FTs), including game-winner with 00.2 remaining, vs. MIN (4/13/09)...8 games missed were most of any season in career **2007-08:** As only Maverick to appear in all 82 games (34 starts), averaged 15.5 points, 2.5 rebounds, 3.2 assists, 1.1 steals in 31.4 minutes...shot 46.7% (471-1008 FGs) from the floor,



37.5% (136-363 3FGs) from beyond the arc, 85.7% (191-223 FTs) from the line... team-high 24 points (7-12 FGs, 6-8 3FGs, 4-4 FTs), 4 assists in 31 minutes at CLE (10/31/07) .31 points (11-17 FGs, 2-5 3FGs, 7-8 FTs), 4 rebounds, 5 assists in 38 minutes vs. HOU (11/5/07) .24 points (10-17 FGs, 4-6 3FGs), 3 rebounds, 4 assists in 36 minutes at GS (11/8/07) .hit 6 3-pointers and scored 21 points in 25 minutes at MIL (11/24/07)...25 points (10-16 FGs, 3-4 3FGs, 2-4 FTs), 7 assists in 34 minutes at SAC (1/14/08) .29 points (12-23 FGs, 3-5 3FGs, 2-3 FTs), 3 rebounds, 3 assists, 2 steals in 42 minutes at PHO (2/14/08) .31 points (11-21 FGs, 3-9 3FGs, 6-6 FTs), 5 rebounds, 6 assists in 40 minutes vs. GS (4/2/08) .25 points (9-18 FGs, 2-6 3FGs, 5-6 FTs), 4 rebounds, 3 assists in 38



minutes at LAL (4/4/08). 21 2nd half points (7-14 FGs, 1-4 3FGs, 6-6 FTs), 3 rebounds 4 assists in 35 minutes vs. UTA (4/10/08).. team-high 30 points (12-19 FGs, 3-6 3FGs, 3-4 FTs), 4 rebounds and 4 assists in 29 minutes vs. NO (4/16/07) **2006-07:** In a team-high tying 81 games (team-high 80 starts), averaged 16.7 points, 5.2 assists, 2.9 rebounds and 1.0 steals in 35.1 minutes.. ranked 6th in 3FG%. .10+ points 68 times, including outings of 20+ points on 26 occasions and of 30+ points 3 times...finished the final 28 games of the season averaging 18.5 points (54.7% FG)...14 of 24 points (11-19 FGs, 2-3 3FGs) in the 1st quarter while adding 6 assists and 2 steals in 38 minutes vs. DEN (12/9/06).. 26 po nts (8-15 FGs, 2-4 3FGs, 8-8 FTs), 5 rebounds, 9 assists and 2 steals in 43 minutes vs. LAL (12/13/06).. 12 of 30 points (10-18 FGs, 3-5 3FGs, 7-9 FTs) in the 4th quarter while adding 7 assists in 42 minutes at IND (1/12/07).. 12 points (5-13 FGs), 13 assists in 33 minutes vs. LAL (1/18/07).. 29 points (11-17 FGs, 6-11 3FGs, 1-3 FTs), season-high 15 assists and 2 steals in 41 minutes vs. ORL (3/3/07).. 27 points (10-20 FGs, 5-7 3FGs, 2-2 FTs), 5 rebounds, 5 assists and 4 steals in 53 minutes vs. PHO (3/14/07).. 29 points (11-15 FGs, 4-6 3FGs, 3-3 FTs) and 6 assists in 37 minutes at BOS (3/23/07) .. inactive vs. UTA (4/13/2007) **2005-06:** In 80 games, averaged 17.1 points, 2.0 rebounds, team-high 3.8 assists and 1.3 steals in 35.0 minutes per game...



shot 47.0% (516-1099 FGs) from the floor, 41.1% (171-416 3FGs) from 3-point range and 80.0% (168-210 FTs) from the line...among NBA leaders, ranked 18th in 3FG% and 10th in 3FGs...20+ points 30 times and 30+ twice. .29 points (11-18 FGs, 4-8 3FGs) in 44 minutes vs. HOU (11/22/05)...26 points (11-18 FGs, 4-6 3FGs), including the game-winner, in 41 minutes without a turnover at TOR (11/28/05) . 37 points (14-23 FGs, 3-5 3FGs, 6-8 FTs) in 51 minutes without a turnover at MIL (11/29/05)...17 of 27 points (11-20 FGs, 4-8 3FGs) in the 3rd quarter while adding 7 assists in 44 minutes at DEN (1/6/06). .21 of 29 points (10-18 FGs, 7-8 FTs) in the 2nd half while adding 7 assists in 33 minutes vs. GS (3/23/06) . missed 2 games with a sore right hamstring (12/6, 12/9/05) **2004-05:** Appeared in a team-high 80 games (started 57 of final 58 games).. averaged 12.4 points, 2.4 rebounds, team-high 5.4 assists and 1.4 steals in 30.0 minutes per game . shot a career high 50.1% (372 743 FGs) from the floor, career high 42.0% (103 245 3FGs) from 3-point range and 84.4% (146 173 FTs) from the line ..joined Steve Nash as the only other player to shoot at least

50% from the floor, 40% from 3-point range and 80% from the foul line ..made first start vs. ATL (12/18/04) and averaged 13.8 points, 6.2 assists, 2.5 rebounds and 1.4 steals in 32.4 minutes per game the rest of the season . 1st double-double as a Maverck with 13 points and 11 assists with 4 steals in 33 minutes at WAS (11/14/04)...season-high 28 points (9-10 FGs, 5-5 3FGs, 5-6 FTs) in 32 minutes vs. LAL (1/5/05).. 13 of 17 points (6 9 FGs, 5 5 FTs) in the 4th quarter, including the game winning "and-one" play in 31 minutes at SAC (2/11/05).. missed 1 game with a sprained right ankle (11/19/04) and 1 game with a sore right ankle (4/19/05) **2003-04:** In 81 games (78 starts), averaged 16.8 points, career-high 4.1 rebounds, team-high 5.4 assists and 1.5 steals in 37.3 minutes...ranked 18th in the NBA in assists per game, 16th in steals per game and 13th in 3FGs (146).. 20+ points 30 times...3+ 3-pointers 24 times...season-high 30 points (11-16 FGs) vs. NJ (4/12/04) **2002-03:** Started all but 1 game, averaging 17.2 points, 7.4 assists, 3.4 rebounds and 1.6 steals in 38.0 minutes.. ranked 6th in the NBA in FT% (career-high: 887) and 7th in 3FGs (160) .20 double-doubles . 1st career triple-double with 23 points, 10 rebounds and 13 assists at CHI (2/28/03) **2001-02:** Started 78 games, averaging 19.3 points, 5.7 assists, 3.5 rebounds and career-high 1.9 steals in 38.0 minutes. 40+ points 2 times, including career-high 46 points vs. DAL (1/15/02).. 20+ points 31 times and 30+ 7 times **2000-01:** Was only ATL player to appear in all 82 games (77 starts).. averaged a team and career-high 19.7 points with 3.3 rebounds, 4.9 assists and 1.3 steals. .increased scoring average by 11.6 points over his rookie campaign.. 20+ points 20 times and 30+ 14 times. **1999-2000:** As a rookie, appeared in 81 games...averaged 8.1 points, team-high 4.3 assists, 2.0 rebounds and 1.1 steals in 23.3 minutes...started final 27 games, averaging 10.6 points and 7.0 assists ..20+ points 3 times.

PLAYOFF CAPSULE

In 83 career playoff games (45 starts), averages 17.0 points, 2.7 rebounds, 3.5 assists and 1.0 steals in 35.4 minutes...ranks on DAL's 1-time list in the following categories: points (2nd, 2,454), FGs (2nd, 512), 3FGs (1st, 157), 3FG% (T-3rd, 389), assists (4th, 287), steals (2nd, 86), games (2nd, 83) starts (5th, 45) **2011:** Averaged 17.5 points, 1.9 rebounds, 3.2 assists and 32.6 minutes in 21 games as a reserve...shot 47.8% (128-268 FGs) from the field, 44.2% (42-95 3FGs) from 3-point range and 84.3% (70-83 FTs) from the line...1 30-point game...9 games with 20+ points...in 6 first round games vs. POR, averaged 17.3 points, 1.8 rebounds, 3.8 assists and 1.0 steals in 33.2 minutes game-high 29 points (10-13 FGs, 5-7 3FGs, 4-5 FTs), 7 assists, 40 minutes in Game 3 at POR (4/21/11)...22 points (9-16 FGs, 2-5 3FGs, 2-2 FTs), 8 assists, 34 minutes in Game 6 at POR (4/28/11)...in 4-game Western Conference Semifinal series vs. LAL, averaged 19.8 points, 2.3 rebounds, 3.8 assists, 1.3 assists and 31.0 minutes...23 points (7-10 FGs, 2-4 3FGs, 7-8 FTs) in 36 minutes in Game 3 vs. LAL (5/6/11)...playoff-high 32 points (11-14 FGs, 9-10 3FGs, 1-2 FTs) in 25 minutes in Game 4 vs. LAL (5/8/11)...his 9 3-pointers tied an NBA playoff record (Rex Chapman, PHO at SEA, 4/25/97)...in 5-game Western Conference Finals series vs. OKC, averaged 15.4 points, 1.6 rebounds, 2.0 assists, 1.4 steals and 33.0 minutes...24 points (8-16 FGs, 4-8 3FGs, 4-4 FTs) in 33 minutes in Game 1 vs. OKC (5/17/11)...20 points (7-19 FGs, 2-6 3FGs, 4-4 FTs) to go with playoff highs of 5 rebounds, 4 steals and 42 minutes in Game 4 at OKC (5/23/11)...in 2011 NBA Finals, averaged 18.0 points, 2.0 rebounds, 3.2 assists, 1.3 steals and 32.5 minutes in 6 games...21 points (8-12 FGs, 3-5 3FGs, 2-2 FTs), 4 rebounds, 6 assists, 30 minutes in Game 5 vs. MIA (6/9/11) to record the first sub to record at least 20 points and 5 assists in a Finals game since Michael Cooper (21 points and 9 assists) in Game 2 of the 1987 Finals.. game-high 27 points (11-16 FGs, 3-7 3FGs, 2-4 FTs) in 34 minutes in series-clinching Game 6 at MIA (6/12/11) **2010:** In 6 first-round games vs. SA, averaged 12.7 points, 2.5 rebounds, 2.0 assists and 29.0 minutes.. game-high (playoff best) 27 points (9-19 FGs, 3-7 3FGs, 6-6 FTs), 2 rebounds, 3 assists and 1 block in 41 minutes while outscoring SA bench 27-24 in Game 2 vs. SA (4/21/10)...17 points (6-15 FGs, 4-8 3FGs, 1-2 FTs), 2 rebounds, 2 assists, 37 minutes in Game 3 at SA (4/23/10) **2009:** In 10 games (1 start), averaged 14.3 points, 2.8 rebounds, 1.9 assists and 32.5 minutes...averaged 13.4 points, 2.4 rebounds, 1.4 assists and 31.2 minutes in 5 first-round games vs. SA...19 points (7-14 FGs, 3-5 3FGs, 2-2 FTs), 2 rebounds, 4 assists, 33 minutes in Game 5 at SA (4/28/09)...in 5 Western Conference Semifinal games (1 start) vs. DEN, averaged 15.2 points, 3.2 rebounds, 2.4 assists and 33.8 minutes. .21 points (7-18 FGs, 3-8 3FGs, 4-6 FTs), 3 rebounds, 6 assists, 39 minutes in Game 2 at DEN (5/5/09).. 17 points (5-12 FGs, 2-4 3FGs, 5-6 FTs), 4 rebounds, 1 assist, 33 minutes in Game 3 vs. DEN (5/9/09) **2008:** In 5 games (3 starts) of the first-round vs. NO, averaged 15.8 points, 1.6 rebounds, playoff career-high 4.8 assists and 36.0 minutes ..shot 43.3% (26-60 FGs) from the field, 43.8% (14-32 3FGs) from 3-point range and 86.7% (13-15 FTs) from the line...playoff-high 22 points (8-18 FGs, 3-8 3FGs, 3-4 FTs), 6 assists in Game 3 (4/25/08) **2007:** In

6 first-round games vs. GS, averaged 17.0 points, 2.3 rebounds, 3.7 assists and 38.2 minutes. **2006:** Started all 22 games, averaging 18.9 points, 3.8 assists, 2.9 rebounds and 1.2 steals in 38.4 minutes...32 points (12-25 FGs, 2-6 3FGs, 6-6 FTs) in 51 minutes in Game 4 vs. SA (5/15/06)...32 points (13-18 FGs, 4-7 3FGs, 2-2 FTs) in 37 minutes in Game 1 vs. MIA (6/8/06) to become the fifth player to score at least 30 points in his first NBA Finals game (Michael Jordan, Shawn Kemp, Tim Duncan, Allen Iverson)...35 points (13-23 FGs, 4-9 3FGs, 5-5 FTs) in 50 minutes in Game 5 at MIA (6/18/06) **2005:** Started all 13 games and averaged 17.5 points, 4.2 rebounds, 4.6 assists and 1.3 steals...shot 50.6% (81-160 FGs) from the floor, 49.1% (27-55 FGs) from 3-point range and 88.4% (38-43 FTs) from the line...32 points (11-18 FGs, 6-8 3FGs, 4-4 FTs) in 41 minutes in Game 4 at HOU (4/30/05)...31 points (8-14 FGs, 3-5 3FGs, 12-12 FTs) in 41 minutes in Game 7 vs. HOU (5/7/05)...36 points (13-25 FGs, 4-7 3FGs, 6-9 FTs) in 48 minutes in Game 6 vs. PHO (5/20/05)

COLLEGE CAPSULE

Named First Team All-America by *Associated Press* as a senior after averaging 21.9 points per game (44.3% FG, 83.9% FT)...received First Team honors from *The Sporting News* and was selected as the National Player of the Year by *Sports Illustrated*, CBS/Chevrolet and *Basketball Times*...was a finalist for the John R. Wooden, USBWA/Oscar Robertson and Naismith National Player of the Year awards...finished four-year career as the Wildcats' all-time leader in steals (245), ranking 4th on the all-time Pac-10 list...concluded his career at Arizona ranked 12th in points list (1,461), 5th in assists (493) and 2nd in 3-point field goals (192)...currently, he is the only player in Arizona history to finish with 1,000 career points and 200 career steals...compiled a 103-28 record in his four years as a Wildcat...helped Arizona win the NCAA Championship in 1997...named Pac-10 Player of the Year and was an All-Conference First Team selection as a senior...became first player in the Pac-10 to lead the league in scoring (21.9 ppg, 14th in nation), assists (5.5 apg) and steals (2.8 spg) since 1989-90 (Gary Payton)...as a junior, helped the Wildcats reach the NCAA Elite Eight in his role as sixth man, averaging 10.6 points per game...as a sophomore on Arizona's NCAA Championship team, made 18 starts and was the Wildcats' fourth-leading scorer at 10.6 points (also averaged 4.4 assists and 2.5 steals).

PERSONAL CAPSULE

Born in Seattle...nickname is "JET"...on his chest, has a tattoo of the number "206," the area code of his hometown Seattle and behind it has a tattoo of the city's skyline...also has a tattoo of the Larry O'Brien trophy on the inside of his right biceps, which he got before the start of the 2010-11 season...is one of 10 children raised by his mother, Andrea Cheatham, and his father, Curtis Terry...he and his wife, Johniyka, have four daughters: Jasionna, Jalayah, Jaida and Jasa...was an extremely superstitious player in college...among his superstitions was sleeping in his uniform the night prior to a game...trademark in college was knee high "Cats" socks...continues the habit of eating chicken fingers before a game...holds basketball camps in Seattle, Arizona and Dallas...actively supports Gilda's Club by donating \$100 for every made 3-pointer during the season...during the winter, hosted his 2nd Coat and Blanket Drive to collect new and gently used coats and blankets for DFW's homeless population...established the Jason Terry Foundation, supporting both community athletic and academic programs in Seattle...has served as a member of the NBA's All-Star H.O.O.P.S. Showdown, a summer charity game held at Philips Arena to benefit his foundation and the United Negro College Fund universities in the metro Atlanta area...loves watching ESPN's *SportsCenter*...while Martin Lawrence and Halle Berry are his favorite actors, Richard Pryor's *Harlem Nights* is his favorite movie...enjoys listening to music from the late Tupac Shakur...a fan of the NFL's Seahawks and the MLB's Mariners.

REGULAR SEASON STATISTICS

YEAR	TEAM	GP	GS	MIN	AVG	FG	FGA	PCT	3FG	3FGA	PCT	FT	FTA	PCT	REBOUNDS			AVG	AST	PI	STL	TO	BLK	PTS	AVG	
															DR	OFF	TOT									
1991-92	ATL	81	27	1888	23.3	248	698	35.5	48	157	30.9	113	140	80.7	24	147	166	2.0	34.6	123	90	56	40	65.7	11	
2000-01	ATL	82	77	3068	37.7	586	1367	43.6	124	314	39.5	303	358	84.5	4	7	96	3	40	704	04	749	12	16	9	31.1
2001-02	ATL	78	71	2967	36.0	524	1209	43.0	72	144	50.7	264	340	85.0	49	236	270	3.5	44.4	156	44	81	13	1614	17.2	
2002-03	ATL	8	8	308	38.0	68	144	47.2	10	20	50.0	19	29	100.0	37	242	279	3.4	89.0	175	128	248	14	1396	17.2	
2003-04	ATL	81	78	3018	37.3	468	1196	39.1	146	347	42.1	247	215	268	82.7	48	287	338	4.1	43.7	182	124	220	18	1359	16.8
2004-05	JAL	84	57	3101	30.1	517	1317	39.3	101	241	41.9	356	344	85.5	36	183	219	2.4	47.9	177	109	14	5	1013	12.4	
2005-06	DAL	80	80	2799	35.0	5	1099	47.4	17	416	40.9	668	206	103	31	7	168	2.0	30.6	96	100	135	7	371	17.1	
2006-07	DAL	81	81	2846	35.1	614	1303	46.4	182	370	43.8	180	199	89.4	41	198	231	2.8	42.2	178	81	162	17	1250	16.7	
2007-08	DAL	82	34	2578	31.5	471	1008	46.7	138	303	37.6	191	223	85.7	38	178	206	2.5	28.4	170	88	82	18	1288	15.6	
2008-09	DAL	74	11	2481	33.7	541	1189	45.5	167	456	36.6	198	225	100.0	38	128	177	2.4	26.1	141	87	118	26	1447	19.8	
2009-10	DAL	77	12	2540	33.0	458	1041	43.0	138	373	36.6	232	258	96.6	19	12	140	0	29.7	141	94	09	17	1280	16.6	
2010-11	DAL	82	10	2562	31.1	482	1091	44.1	127	351	36.2	182	114	84.4	4	15	15	0	34	140	41	6	11	1211	14.8	
TOTAL		856	626	32251	33.8	6719	12738	49.0	1068	2041	38.0	2451	2902	84.5	414	215	2575	2.7	45.8	1996	758	1975	192	16837	19.2	

PLAYOFF STATISTICS

YEAR	TEAM	GP	GS	MIN	AVG	FG	FGA	PCT	3FG	3FGA	PCT	FT	FTA	PCT	REBOUNDS			AVG	AST	PI	STL	TO	BLK	PTS	AVG
															DR	OFF	TOT								
2004-05	DAL	13	13	501	38.5	81	180	50.6	27	65	40.0	28	43	83.0	12	45	54	4.2	89	28	17	38	7	227	17.5
2006-07	DAL	22	22	844	38.4	67	169	44.7	3	10	30.0	58	71	83.0	12	52	64	2.9	83	55	28	44	1	416	18.9
2007-08	DAL	6	6	229	38.2	38	92	42.4	11	32	34.4	15	18	83.3	3	11	14	2.3	22	12	6	17	2	102	17.0
2008-09	DAL	5	5	181	36.0	25	61	41.1	4	12	33.3	1	15	66.7	1	7	8	1.8	24	16	2	5	1	78	15.6
2009-10	DAL	10	1	325	32.5	49	126	38.9	22	59	37.3	23	38	76.3	6	22	28	2.8	19	18	8	16	3	143	14.3
2010-11	DAL	6	6	214	35.0	25	69	36.2	11	31	35.5	14	16	75.0	2	13	15	2.5	12	18	4	8	1	78	12.7
2010-11	DAL	21	11	683	32.5	128	258	47.8	42	95	44.2	70	83	84.3	8	34	40	1.9	67	44	25	32	3	388	17.5
TOTAL		83	45	2938	35.4	5	144	44.8	157	404	38.9	230	278	83.3	38	184	223	2.7	28.7	188	86	150	18	1411	17.0



REGULAR SEASON


PTS	11.7
REB	3.0
AST	3.6
STL	0.8
BLK	0.4
MIN	18.9
FG%	44.7
3FG%	81.9
FT%	89.7

PLAYOFFS

PTS	5.6
REB	1.5
AST	2.7
STL	0.8
BLK	0.8
MIN	18.9
FG%	44.7
3FG%	81.9
FT%	89.7

2010-2011

PTS	5.6
REB	1.5
AST	2.7
STL	0.8
BLK	0.8
MIN	18.9
FG%	44.7
3FG%	81.9
FT%	89.7



DELONTE 13 WEST

POSITION
GUARD

HEIGHT / WEIGHT
6-3 / 191

DATE OF BIRTH
7/26/83

EXPERIENCE
7 YEARS PRO

FROM
ST. JOSEPH'S



CAREER TRANSACTIONS

Selected by Boston in the first round (24th overall pick) of the 2004 NBA Draft...traded along with Wally Szczerbiak and the draft rights to Jeff Green to Seattle for Ray Allen and the draft rights to Glen David (6/28/07) ...traded to Cleveland in a three-team trade (2/21/08)...traded along with Sebastian Telfair to Minnesota for Ramon Sessions, Ryan Hollins and a future second round draft pick (6/26/10)...waived by Minnesota (8/3/10) ...signed by Boston (9/1/10) ...signed by Dallas (12/13/11)

PROFESSIONAL CAPSULE

Holds career averages of 9.7 points, 3.0 rebounds and 3.6 assists in 388 games (225 starts) with Boston, Seattle and Cleveland ...has shot 44.7% from the field and 81.9% at the line

SEASON HIGHLIGHTS

2010-11: Averaged 5.6 points, 1.5 rebounds, 2.7 assists, 0.8 steals and 18.9 minutes in 24 games (2 starts)...5 games with 10+ points...led team in assists 2 times, in steals 4 times and in blocks 4 times...in 1st game back with BOS, 12 points, 5 rebounds, 4 assists, 1 steal and 1 block vs. WAS (11/17/10)...broke his right wrist vs. NJ (11/24/10)...returned to action vs. GS (2/22/11) and recorded 1 rebound and 1 assist in 12 minutes...in 1st start of the season, 8 points, 3 rebounds, 5 assists and 2 steals vs. MIN (3/27/11)...11 points, 5 rebounds, 5 assists, 1 steal and 2 blocks in 2nd start at WAS (4/11/11). **2009-10:** Played in 60 games (3 starts), averaging 8.8 points, 2.8 rebounds and 3.3 assists in 25.0 minutes...3 games with 20+ points...21 games with 10+ points...led or tied the team in points 2 times, in assists 3 times, in steals and blocks on 11 occasions...season-high 3 blocks vs. WAS (11/18/09)...from 2/26-3/12/10, averaged 17.0 points on 38-of-73 (.521) shooting, 4.5 assists and 1.0 steals in 29.2 minutes...season-high 27 points (11-18 FGs) at MIL (3/6/10)...career-high-tying 12 assists vs. IND (4/9/10)...recorded 2 DNP CDs...spent 9 games on the inactive list due to a fractured left ring finger (1/23-2/9/10)...missed 1 game due to personal reasons (3/3/10)...spent 1 game on the inactive list due to left knee...spent 2 games on the inactive list with lower back spasms...was placed on the inactive list from 10/27-11/14/09, on 12/14/09 and 1/23-1/27/10. **2008-09:** Averaged 11.7 points, 3.2 rebounds, 3.5 assists and 33.6 minutes in 64 games (64 starts)...shot 45.7% FG and a career-best 39.9% 3FG (career-high 91-228 3FGs)...averaged a career-high in steals (1.47, 94 total)...ranked 6th in steals-to-turnovers ratio (1.02, 1 of just 6 players over 1.0) and 26th in assists-to-turnovers ratio (2.47)...6 games with 20+ points...40 games with 10+ points...20 games with 5+ assists...28 games with 2+ steals...led or tied for the team lead in scoring and rebounding once each, in assists 10 times, in steals 21 times and in blocks 3 times...season-high 10 assists to go with 8 points and 5 rebounds vs. OKC (11/26/08)...scored in double figures in 10 consecutive games from 12/12/08-1/2/09, averaging 16.1 points, 4.1 assists and 2.2 steals over that span...season-high 25 points (8-11 FGs), including a career-high-tying 5 3FGs vs. DET (2/22/09)...17 points, 7 rebounds, 5 assists and 2 steals at SA (2/27/09)...career-high 8 steals vs. MIL (3/4/09) (was 1 of just 4 players to have a game with 8+ steals on the season and 1st Cavalier



since Andre Miller in 2001). .20 points, 6 rebounds, 4 assists and 3 steals at IND (4/13/09) .spent 16 games on the inactive list (1/16-2/20/09) due to a non-displaced right wrist fracture, 1 game on the inactive list (2/24/09) due to wrist soreness and 1 game on the inactive list (3/13/09) due to a left low back contusion. **2007-08:** Played in 61 games (31 starts) split between SEA and CLE .averaged 8.3 points, 3.2 rebounds and 3.8 assists in 25.1 minutes... in 35 games (5 starts) with SEA, averaged 6.8 points, 2.7 rebounds and 3.2 assists in 20.8 minutes...scored in double figure 10 times with SEA and had 5+ assists on 10 occasions...in 26 games (26 starts) with CLE, averaged 10.3 points, 3.7 rebounds and 4.5 assists in 31.0 minutes...17 points in consecutive games (11/19-11/23/07)...averaged 14.0 points (55.2% FG), 5.0 rebounds and 6.3 assists over a 3-game span (12/27-12/31/08)...season-high 20 points, 5 rebounds at BOS (2/27/08)...16 points, 6 rebounds, 3 assists and 2 blocks at ORL (3/17/08) .averaged 14.9 points (51.5% FG), including 50% 3FG (13-26 3FGs), 5.1 assists and 4.0 rebounds in a 7-game stretch from 3/30-4/13/08... season highs in assists (11), 3-pointers (4) and blocks (3), while scoring 18 points vs. PHI (3/30/08) becoming the only player to post at least those numbers in a game in 2007-08 .team-high 19 points, 4 assists vs. ORL (4/5/08)... 16 points, 4 rebounds, 6 assists, 3 steals, 1 block at CHI (4/11/08) .game-high 18 points while making season-high 7-8 FTs .led or tied the team lead in scoring 2 times, in assists and steals 8 times each and in blocks 4 times. .missed 10 games (12/5-12/21/07, 1/16/08) with right plantar fasciitis and spent 8 games on the inactive list...recorded 10 DNP-CDs with SEA. **2006-07:** Averaged a career-high 12.2 points, 3.0 rebounds and 4.4 assists in 32.1 minutes...shot 85.3% (168-197 FTs) at the line which ranked 21st in the NBA...hit the game-winning shot with 0.9 seconds remaining in OT vs. CHA (11/8/06)... career-high 11 rebounds vs. LAC (2/2/07)...career-high 31 points, 10 assists vs. MIN (3/4/07), including career highs in FTM (12) and FTA (14)...22 points and 11 assists vs. WAS (1/28/07) **2005-06:** Averaged 11.8 points, 4.1 rebounds and 4.6 assists in 34.1 minutes...20+ points 8 times...led team in assists 26 times...5 steals at ORL (2/4/06)...30 points at PHO (2/22/06)...career-high 12 assists at PHI (4/7/06) **2004-05:** Averaged 4.5 points, 1.7 rebounds and 1.4 assists in 13.0 minutes...7 games with 10+ points...season-high 19 points at PHO (2/27/05) .on inactive list (12/1/04-1/21/05) with a fractured right fourth metacarpal and also (11/1-11/26/04) with a right thumb fracture

PLAYOFF CAPSULE

Holds career playoff averages of 9.2 points, 2.6 rebounds and 2.9 assists in 54 games (30 starts). **2011:** Averaged 6.6 points, 1.9 rebounds and 1.3 assists in 18.9 minutes...averaged 10.2 points in Eastern Conference Semifinals vs. MIA. **2010:** Appeared in all 11 games for CLE, averaging 6.7 points, 1.9 rebounds and 2.6 assists in 24.5 minutes. **2009:** Averaged 13.8 points, 3.5 rebounds and 4.1 assists...reached double-figures in scoring in 13 of the 14 games...20 points (7-12 FGs) in Game 2 of the First Round vs. DET...post-

season career-best 9 assists to go with 13 points in Game 1 of the Eastern Conference Semifinals series vs. ATL. .21 points, 4 rebounds and 6 assists in the series-clinching win vs. ATL...postseason career-high 22 points in Game 6 of the Eastern Conference Finals vs. ORL. **2008:** Averaged 10.8 points, 3.3 rebounds, 4.2 assists and 1.2 steals in 34.8 minute. .16 points, 5 rebounds and 5 assists in 1st playoff game as a Cavalier in Game 1 vs. WAS...21 points (7-12 FGs, 5-8 3FGs) and hit the game-winning 3-pointer to give the team a 100-97 win in Game 4 of the series...scored in double-figures in 4 of 7 games vs. BOS...21 points, 5 rebounds and 7 assists while shooting 4-6 3FGs in a Game 3 win over BOS...21 points to go with 4 assists and 4 steals in Game 5 vs. BOS. **2005:** Averaged 4.1 points and 1.3 rebounds in 16.4 minutes...14 points (5-5 FGs, 3-3 3FGs) in Game 4 at IND (4/30/05)

CHILDHOOD CAPSULE

Played three seasons at St. Joseph's and averaged 5.1 points, 4.2 rebounds and 3.0 assists in 89 games...as a junior, was named First Team All-America by Basketball Times and Honorable Mention All-America by the Associated Press...named First Team All-Atlantic 10. helped St. Joe's to a 30-2 record, including a perfect 27-0 record during the regular season .St. Joseph's was ranked No. 1 in the national rankings and earned the school's first ever No. 1 seed in the NCAA Tournament...career-high 33 points at Xavier, going 12-12 FGs, including 3-3 3FGs and 6-6 FTs...named Atlantic 10 Player of the Week 4 times...set a school record with 37 consecutive FTM...as a sophomore, named First Team All-Atlantic 10 and conference's Most Improved Player

PERSONAL CAPSULE

Son of Delphina Addison...enjoys drawing and painting in his spare time... if not a professional basketball player, he would like to be an artist...favorite basketball memory is leading St. Joseph's to a perfect 27-0 season as a junior in 2003-04...his Delonte West Foundation strives to make an impact in the lives of children through education, health and the arts

REGULAR SEASON STATISTICS

YEAR	TEAM	GP	GS	MIN	AVG	FG	3GA	PCT	FTG	3FGA	PCT	FT	FTA	PCT	REBOUNDS											PTS	AVG
															OFF	DEF	TOT	AVG	AST	PF	STL	TD	BLK				
2004-05	BOS	39	7	504	17.9	66	55	426	24	67	158	9	27	704	14	51	85	1.7	53	89	21	24	8	175	4.5		
2005-06	BOS	71	71	24	4.1	331	681	487	84	8	85	85	197	851	57	712	789	4	379	187	81	31	86	816	1.9		
2006-07	BOS	88	47	2219	22.2	106	717	427	65	178	365	168	197	893	32	176	708	3.0	304	152	74	40	34	846	2.2		
2007-08	SEA/CHI	6	1	140	25.1	96	474	417	49	5	56	6	81	736	31	182	183	3.2	221	101	58	117	29	607	8.3		
2008-09	CLE	64	64	2180	33.6	285	624	457	91	228	399	90	100	833	31	172	283	3.2	226	125	64	92	13	751	11.7		
2009-10	CLE	60	3	1800	25.1	94	436	444	24	7	125	115	41	671	25	140	659	2.8	196	85	54	91	18	528	8.8		
2010-11	BOS	24	2	451	8.9	55	120	458	2	33	364	13	15	367	0	31	37	1.5	94	29	20	30	10	185	6.8		
TOTAL		388	225	10777	27.8	435	22	447	349	936	1717	558	681	819	706	964	1134	3.0	1401	761	407	626	168	3777	9.7		

PLAYOFF STATISTICS

YEAR	TEAM	GP	GS	MIN	AVG	FG	3GA	PCT	FTG	3FGA	PCT	FT	FTA	PCT	REBOUNDS											PTS	AVG
															OFF	DEF	TOT	AVG	AST	PF	STL	TD	BLK				
2004-05	BOS	7	3	114	16.3	11	21	524	5	11	465	2	4	590	2	7	9	3	4	17	7	2	29	4			
2007-08	CLE	13	13	463	34.8	44	118	480	18	42	479	35	41	354	0	35	43	2.3	54	40	15	32	6	141	10.8		
2009-10	CLE	14	14	560	42.1	79	157	465	12	36	333	35	42	323	0	43	48	3.5	58	28	18	34	7	183	13.8		
2008-09	CLE	11	11	298	24.4	28	67	418	3	18	158	15	16	338	0	15	21	1.9	29	18	9	18	3	74	6.7		
2010-11	BOS	9	0	70	8.9	22	4	468	7	19	358	8	18	380	4	13	17	1.8	12	18	6	12	11	58	6.6		
TOTAL		54	31	1506	29.5	178	402	443	46	127	354	95	110	844	26	113	134	2.6	157	117	55	99	17	496	9.2		



REGULAR SEASON

PTS	11.3
REB	4.3
BLK	1.2
MIN	14.9
STRT	29
FG%	50.5
FT%	72.2
3PT%	72.2
PER	11.3

PLAYOFFS

PTS	11.3
REB	4.3
BLK	1.2
MIN	14.9
STRT	29
FG%	50.5
FT%	72.2
3PT%	72.2
PER	11.3

2010-2011

PTS	11.3
REB	4.3
BLK	1.2
MIN	14.9
STRT	29
FG%	50.5
FT%	72.2
3PT%	72.2
PER	11.3



SEAN 32 WILLIAMS

POSITION FORWARD/CENTER

HEIGHT / WEIGHT 6-10 / 235

DATE OF BIRTH 9/13/86

EXPERIENCE 3 YEARS PRO

FROM BOSTON COLLEGE



CAREER TRANSACTIONS

Drafted by New Jersey in the first round (17th overall) of the 2007 NBA Draft...waived by New Jersey (1/11/10)...signed as a free agent by Dallas (12/21/11)

PROFESSIONAL CAPSULE

Holds averages of 4.3 points, 3.5 rebounds, 1.2 blocks and 14.9 minutes in 126 career games (29 starts)...has shot 50.5% (215-426 FGs) from the field

SEAN'S HIGHLIGHTS

2010-11: Spent the season at the Mavericks NBA D-League affiliate Texas Legends and played in 49 games (46 starts) ... averaged 14.4 points, 9.4 rebounds and 2.9 blocks...was named to the D-League All-Star Game in Los Angeles... finished second in Defensive Player of the Year voting. **2009-10:** Averaged team-high 25.0 points, 7.7 rebounds, 2.7 ass.sts, 1.0 blocks and 37.5. Appeared in 20 games for the Nets and averaged 2.6 points, 2.3 rebounds and 1.0 blocks in 11.3 minutes per game...assigned to the Colorado 14ers on 12/29/09...recalled from the D-League on 1/22/10. **2008-09:** Appeared in 33 games, averaging 2.4 points and 2.4 rebounds in 11.1 minutes per contest...shot .417 (30-72) from the field and .625 (20-32) from the line... led the Nets in blocks 11 times...missed three games due to illness (12/19-12/22) and two due to a team suspension (3/18-3/22)...season-high 4 blocks in 19 minutes vs. NY (3/8/09)...season-high 9 points in 16 minutes at DRL (3/6/09)...assigned to D-League affiliate Colorado 14ers on 12/29/08...in 7 games for Colorado, averaged 10.4 ppg, 7.9 rpg and 3.9 bpg...recalled from the D-League on 1/22/09...recorded 18 DNP-CDs and spent 30 games on the inactive list. **2007-08:** Averaged 5.6 points, 4.4 rebounds and 1.45 blocks in 73 games (29 starts) during his rookie campaign...shot 538 (164-of-305) from the field and 609 (81-of-133) from the line in 17.5 minutes per contest...his 106 blocks on the season marked the second highest block total for a Nets rookie in team history (trailing only Kanyon Martin's 113 blocks during the 2000-01 season)... finished 1st amongst rookies in blocks per game (1.45), 2nd in field goal percentage (538, 164-of-305) and 9th in rebounds (4.4)...averaged 7.8 points, 6.2 rebounds and 1.93 blocks as a starter...led the Nets in blocks 34 times and in rebounds and steals 8 times apiece... 10+ points 14 times and 10+ rebounds 4 times, with 2 double-doubles...registered 9 DNP-CDs...17 points and 10 rebounds in the 2008 Rookie-Sophomore Challenge at NBA All-Star Weekend in New Orleans...double-double with 11 points and 11 rebounds to go along with 6 blocks at LAC (1/19/08)...16 points on 7-of-10 from the field vs. NY (1/16/08)... double-double with 14 points and 10 rebounds to go along with 5 blocks vs. WAS (12/28/07)...recorded a Nets rookie franchise record 8 blocks to go along with 11 points and 7 rebounds in a 42 minutes vs. SAC (12/18/07)... In his first start as a Net, 22 points, 8 rebounds and 2 blocks vs. MIA (11/17/07)... In NBA debut, 4 points, 4 rebounds and 4 blocks, marking the third time since the 2000-01 season a player blocked 4 or more shots in their first game (Dwight Howard - 2004-05 and Rudy Gay - 2006-07)



SEAN WILLIAMS (CONT.)

COLLEGE CAPSULE

Played 69 games in two-plus seasons with BC, leading the team in blocks in each of his three seasons... blocked a BC-record 75 shots in just 15 games in 2006-07, including 13 in one game against Duquesne... during his junior campaign in 2006-07, played in and started 15 games, averaging 12.1 points, 6.9 rebounds and 5.0 blocks in 32.2 minutes per contest... triple-double against Duquesne with 19 points, 10 rebounds and 13 blocks... 12 blocks and 10 rebounds at Providence... as a sophomore in 2005-06 appeared in 27 games, leading or tying the Eagles in blocked shots 21 times... ranked third in ACC conference games with 1.8 bpg... .7 points, 7 rebounds and 9 blocks in a win at NC State... during his freshmen 2004-05 season appeared in 27 games, including all 16 Big East contests... earned Big East All-Rookie Team honors after averaging 4.1 points, 3.3 rebounds and 2.3 blocks in league contests.

PERSONAL CAPSULE

Son of Audrey Garrett and Roland Williams... spent time working on his game in Houston with former NBA player and coach, John Lucas... as a kid growing up in Houston idolized Hakeem Olajuwon... favorite musical group is UGK, a hip hop duo from Port Arthur, Texas... lists "A Time to Kill" as his favorite movie of all-time... enjoys watching Sportscenter... played linebacker, defensive end and safety on his high school football team... spends time at children's hospitals in hopes of "putting smiles on less fortunate kid's faces."

REGULAR SEASON STATISTICS

YEAR	TEAM	GP	GS	MIN	AVG	FG	FGA	PCT	3FG	3FGA	PCT	FT	FTA	PCT	REBOUNDS			AVG	AST	PF	STL	TD	BLK	PTS	AVG
															OFF	DEF	TOT								
2007-08	NJ	73	29	1270	17.5	194	385	.530	0	0	---	81	133	.609	115	287	322	4.4	26	193	20	79	108	408	5.6
2008-09	NJ	33	0	366	11.1	39	72	.417	0	0	---	20	32	.625	34	45	79	2.4	13	72	7	20	29	80	2.4
2009-10	NJ	20	0	227	11.3	21	40	.525	0	1	.000	10	18	.526	21	25	46	2.3	1	41	8	19	41	52	2.5
TOTAL		126	29	1872	14.9	215	426	.505	0	1	.000	111	164	.583	170	277	447	3.5	42	388	43	110	154	541	4.3



REGULAR SEASON


DATE	OPPONENT	PTS	REB	MIN
10/31	LAL	15	3	17
11/02	PHI	11	5	20
11/04	PHI	11	5	20
11/06	PHI	11	5	20
11/08	PHI	11	5	20
11/10	PHI	11	5	20
11/12	PHI	11	5	20
11/14	PHI	11	5	20
11/16	PHI	11	5	20
11/18	PHI	11	5	20
11/20	PHI	11	5	20
11/22	PHI	11	5	20
11/24	PHI	11	5	20
11/26	PHI	11	5	20
11/28	PHI	11	5	20
11/30	PHI	11	5	20
12/02	PHI	11	5	20
12/04	PHI	11	5	20
12/06	PHI	11	5	20
12/08	PHI	11	5	20
12/10	PHI	11	5	20
12/12	PHI	11	5	20
12/14	PHI	11	5	20
12/16	PHI	11	5	20
12/18	PHI	11	5	20
12/20	PHI	11	5	20
12/22	PHI	11	5	20
12/24	PHI	11	5	20
12/26	PHI	11	5	20
12/28	PHI	11	5	20
12/30	PHI	11	5	20
1/01	PHI	11	5	20
1/03	PHI	11	5	20
1/05	PHI	11	5	20
1/07	PHI	11	5	20
1/09	PHI	11	5	20
1/11	PHI	11	5	20
1/13	PHI	11	5	20
1/15	PHI	11	5	20
1/17	PHI	11	5	20
1/19	PHI	11	5	20
1/21	PHI	11	5	20
1/23	PHI	11	5	20
1/25	PHI	11	5	20
1/27	PHI	11	5	20
1/29	PHI	11	5	20
1/31	PHI	11	5	20
2/02	PHI	11	5	20
2/04	PHI	11	5	20
2/06	PHI	11	5	20
2/08	PHI	11	5	20
2/10	PHI	11	5	20
2/12	PHI	11	5	20
2/14	PHI	11	5	20
2/16	PHI	11	5	20
2/18	PHI	11	5	20
2/20	PHI	11	5	20
2/22	PHI	11	5	20
2/24	PHI	11	5	20
2/26	PHI	11	5	20
2/28	PHI	11	5	20
2/30	PHI	11	5	20
3/02	PHI	11	5	20
3/04	PHI	11	5	20
3/06	PHI	11	5	20
3/08	PHI	11	5	20
3/10	PHI	11	5	20
3/12	PHI	11	5	20
3/14	PHI	11	5	20
3/16	PHI	11	5	20
3/18	PHI	11	5	20
3/20	PHI	11	5	20
3/22	PHI	11	5	20
3/24	PHI	11	5	20
3/26	PHI	11	5	20
3/28	PHI	11	5	20
3/30	PHI	11	5	20
3/31	PHI	11	5	20

PLAYOFFS

DATE	OPPONENT	PTS	REB	MIN
4/01	PHI	11	5	20
4/03	PHI	11	5	20
4/05	PHI	11	5	20
4/07	PHI	11	5	20
4/09	PHI	11	5	20
4/11	PHI	11	5	20
4/13	PHI	11	5	20
4/15	PHI	11	5	20
4/17	PHI	11	5	20
4/19	PHI	11	5	20
4/21	PHI	11	5	20
4/23	PHI	11	5	20
4/25	PHI	11	5	20
4/27	PHI	11	5	20
4/29	PHI	11	5	20
4/31	PHI	11	5	20
5/03	PHI	11	5	20
5/05	PHI	11	5	20
5/07	PHI	11	5	20
5/09	PHI	11	5	20
5/11	PHI	11	5	20
5/13	PHI	11	5	20
5/15	PHI	11	5	20
5/17	PHI	11	5	20
5/19	PHI	11	5	20
5/21	PHI	11	5	20
5/23	PHI	11	5	20
5/25	PHI	11	5	20
5/27	PHI	11	5	20
5/29	PHI	11	5	20
5/31	PHI	11	5	20

2010-2011

DATE	OPPONENT	PTS	REB	MIN
10/31	LAL	15	3	17
11/02	PHI	11	5	20
11/04	PHI	11	5	20
11/06	PHI	11	5	20
11/08	PHI	11	5	20
11/10	PHI	11	5	20
11/12	PHI	11	5	20
11/14	PHI	11	5	20
11/16	PHI	11	5	20
11/18	PHI	11	5	20
11/20	PHI	11	5	20
11/22	PHI	11	5	20
11/24	PHI	11	5	20
11/26	PHI	11	5	20
11/28	PHI	11	5	20
11/30	PHI	11	5	20
12/02	PHI	11	5	20
12/04	PHI	11	5	20
12/06	PHI	11	5	20
12/08	PHI	11	5	20
12/10	PHI	11	5	20
12/12	PHI	11	5	20
12/14	PHI	11	5	20
12/16	PHI	11	5	20
12/18	PHI	11	5	20
12/20	PHI	11	5	20
12/22	PHI	11	5	20
12/24	PHI	11	5	20
12/26	PHI	11	5	20
12/28	PHI	11	5	20
12/30	PHI	11	5	20
1/01	PHI	11	5	20
1/03	PHI	11	5	20
1/05	PHI	11	5	20
1/07	PHI	11	5	20
1/09	PHI	11	5	20
1/11	PHI	11	5	20
1/13	PHI	11	5	20
1/15	PHI	11	5	20
1/17	PHI	11	5	20
1/19	PHI	11	5	20
1/21	PHI	11	5	20
1/23	PHI	11	5	20
1/25	PHI	11	5	20
1/27	PHI	11	5	20
1/29	PHI	11	5	20
1/31	PHI	11	5	20
2/02	PHI	11	5	20
2/04	PHI	11	5	20
2/06	PHI	11	5	20
2/08	PHI	11	5	20
2/10	PHI	11	5	20
2/12	PHI	11	5	20
2/14	PHI	11	5	20
2/16	PHI	11	5	20
2/18	PHI	11	5	20
2/20	PHI	11	5	20
2/22	PHI	11	5	20
2/24	PHI	11	5	20
2/26	PHI	11	5	20
2/28	PHI	11	5	20
2/30	PHI	11	5	20
3/02	PHI	11	5	20
3/04	PHI	11	5	20
3/06	PHI	11	5	20
3/08	PHI	11	5	20
3/10	PHI	11	5	20
3/12	PHI	11	5	20
3/14	PHI	11	5	20
3/16	PHI	11	5	20
3/18	PHI	11	5	20
3/20	PHI	11	5	20
3/22	PHI	11	5	20
3/24	PHI	11	5	20
3/26	PHI	11	5	20
3/28	PHI	11	5	20
3/30	PHI	11	5	20
3/31	PHI	11	5	20



BRANDAN 34 WRIGHT

POSITION FORWARD

HEIGHT / WEIGHT 6-10 / 245

DATE OF BIRTH 10/05/87

EXPERIENCE 3 YEARS PRO

FROM NORTH CAROLINA



CAREER TRANSACTIONS

Drafted by Charlotte in the first round (eighth overall pick) of the 2007 NBA Draft (6/28/07)...traded to Golden State for Jermareo Davidson and Jason Richardson (6/28/07) ...traded to New Jersey along with Dan Gadzuric in exchange for Troy Murphy and the Nets second round draft pick in 2012.

PROFESSIONAL CAPSULE

Holds averages of 5.4 points, 3.0 rebounds and 12.6 minutes in 114 career games (31 starts)... has shot 53.1% (252-475 FGs) from the field and 71.2% (111-156 FTs) from the free throw line

SEASON HIGHLIGHTS

2010-11: Averaged 3.8 points, 2.4 rebounds and 10.2 minutes in 37 games (2 starts) with GS and NJ ...shot 51.3% (60-117 FGs) from the field...1 double-double ... 4 games with 10+ points...11 points (5-6 FGs, 1-1 FTs), 3 rebounds, 17 minutes at LAL (10/31/10) ... double-double with season-high 15 points (5-12 FGs, 5-6 FTs), season-best 11 rebounds (5 OR) and 2 steals in a season-high 29 minutes at PHI (4/1/11) **2009-10:** Did not play in 2009-10 due to left shoulder surgery on 10/9/09 (the surgery repaired a torn labrum in his left shoulder)... suffered shoulder injury during training camp (10/3). **2008-09:** Appeared in 39 games (23 starts), averaging 8.3 points and 4.0 rebounds in 17.6 minutes...in 23 starts, averaged 9.0 points, 5.3 rebounds and 1.0 blocks in 20.1 minutes...in 12 games when playing 20+ minutes, averaged 13.0 points, 5.9 rebounds and 1.4 blocks...16 games with 10+ points...1 game with 20+ points...2 double-doubles... 2+ blocks 11 times...career-high 25 points vs. PHI (3/20/09). missed 41 games due to injury/illness. ...recorded 2 DNP-CDs **2007-08:** Appeared in 38 games (6 starts), averaging 4.0 points and 2.6 rebounds in 9.9 minutes. ...shot 55.4% (62-112 FGs) from the field ...shot better than 50.0% in 23 of 38 games played ...in 9 games when playing 15+ minutes, averaged 8.0 points, 5.0 rebounds, 1.2 blocks and 18.7 minutes ...12 points (5-7 FGs), 7 rebounds and 3 blocks vs PHI (2/29/08) ...4 games with 10+ points...2 games with 3+ blocks...missed 4 games due to injury...recorded 29 DNP-CDs and spent 14 games on the inactive list

COLLEGE CAPSULE

Was an early entry candidate for the 2007 NBA Draft after playing one season at the University of North Carolina... appeared in 37 games (all starts), averaging 14.7 points, 6.2 rebounds, 1.0 assists and 1.8 blocks, while shooting 64.6% (228-353 FGs) from the field...was named Atlantic Coast Conference Rookie of the Year and earned All-ACC Second Team honors... his 64.6% FG% led the ACC and was the best ever by an ACC freshman...was named MVP of the ACC Tournament, becoming just the 5th freshman in conference history to win the award...was named to the NCAA All-East Regional Team after averaging 12.8 points and 7.0 rebounds in 4 Tournament contests...led the team in blocks (65, 6th in ACC), while finishing 2nd on the team in scoring (14.7 ppg, 13th in ACC) and rebounding (6.2 rpg, 14th in ACC) ...recorded season-high 24 points vs. NC State ...8 games with 20+ points

PLAYERS



PERSONAL CAPSULE

Full name is Brandon Keith Wright...has two younger brothers, Brian and Trevor... younger brother Brian currently plays basketball at Lipscomb University in Nashville...in high school, was a two-time Parade All-America selection at Brentwood Academy...earned Tennessee's Division II Mr Basketball title in 2004, 2005 and 2006, becoming the first three-time recipient at any level of Tennessee basketball...was a four-time MVP of the Tennessee Division II private school state championship tournament. led Brentwood Academy to four consecutive state titles, a first in Tennessee high school basketball history...as a senior, averaged 22.4 points, 9.4 rebounds and 5.1 blocks, including four triple-doubles (points/rebounds/blocks)...enjoys playing video games, fishing, bowling and golfing...lists his high school coach George Pitts as the person he admires most...his favorite actor is Will Smith and favorite movie is *Bad Boys II*...was a pitcher while playing baseball as a youth...favorite foods include steak and fried chicken...favorite teams in other sports include the Tennessee Titans, Atlanta Braves and Nashville Predators...wears size 14 shoes.

REGULAR SEASON STATISTICS

YEAR	TEAM	GP	GS	MIN	AVG	FG	FGA	PCT	3FG	3FGA	PCT	FT	FTA	PCT	REBOUNDS		TOT	AVG	AST	PF	STL	TO	BLK	PTS	AVG
															DEF	OFF									
2007-08	BS	38	6	375	8.8	82	112	.564	0	0	---	27	40	.675	36	81	88	2.3	9	36	8	12	22	161	4.0
2008-09	GS	38	23	898	17.8	130	246	.528	0	0	.800	83	85	.741	82	95	157	4.0	21	74	22	23	37	322	8.3
2010-11	GS/MI	37	2	378	18.2	86	117	.513	0	0	---	21	31	.677	31	58	88	2.4	12	34	11	14	17	141	3.8
TOTAL		114	31	1841	12.8	252	475	.531	0	0	.800	111	156	.712	131	214	345	3.8	42	144	38	50	76	615	5.4



HOW THE MAVERICKS WERE BUILT

No.	Player	Pos.	Ht.	Wt.	Birthdate	Prior to NBA/Home Country	NBA Exp
3	Rodrigue Beaubois	G	6-2	182	2/24/88	Chatelet/Guadeloupe	2
35	Brian Cardna	F	6-8	240	5/2/77	Perkasie, PA/USA	11
25	Vince Carter	G/F	6-6	220	1/26/77	North Carolina/USA	13
33	Brendan Haywood	C	7-0	263	11/27/79	North Carolina/USA	10
20	Dominique Jones	G	6-5	215	10/15/88	South Florida/USA	1
2	Jason Kidd	G	6-4	210	3/23/73	California/USA	17
28	Ian Mahinmi	C	6-11	230	11/5/86	Pau-Orthez/France	3
0	Shawn Marion	F	6-7	228	5/7/78	UNLV/USA	12
41	Dirk Nowitzki	F	7-0	245	6/19/78	Würzburg/Germany	13
7	Lamar Odom	F	6-10	230	11/6/79	Rhode Island/USA	12
31	Jason Terry	G	6-2	180	9/15/77	Arizona/USA	12
13	De-onte West	G	6-3	180	7/26/83	St. Joseph's/USA	7
32	Sean Williams	F/C	6-10	235	9/13/86	Boston College/USA	3
34	Brandon Wright	F	6-10	210	10/5/87	North Carolina/USA	3

HEAD COACH:
Rick Carlisle Virginia

PLAYER DEVELOPMENT COACHES:
Brad Davis Maryland
Mike Shedd Purdue

FILE OF BASKETBALL OPERATIONS/GENERAL MANAGER:
Dann Nelson Wheaton College

ASSISTANT COACH/STRENGTH & CONDITIONING:
Robert Hackett Wisconsin

ASSISTANT GENERAL MANAGERS:
Terry Stotts Oklahoma
Darrell Armstrong Fayetteville State
Monte Mathis Toledo
Tony Brown Arkansas

ATHLETIC TRAINER:
Casey Smith Arizona State

ASSISTANT ATHLETIC TRAINER:
Dionne Calhoun San Diego State

HOW THE MAVERICKS WERE BUILT

FREE AGENTS

- 2011 - Sean Williams (signed as a free agent on 12/21/11)
De-onte West (signed as a free agent on 12/13/11)
Vince Carter (signed as a free agent on 12/12/11)
Brian Cardna (re-signed on 12/12/11)
Brandon Wright (signed as a free agent on 12/9/11)
- 2010 - Dirk Nowitzki (re-signed on 7/19/10)
Ian Mahinmi (signed as a free agent on 7/13/10)
- 2009 - Jason Kidd (re-signed on 7/25/09)
- 2006 - Jason Terry (re-signed on 7/25/06)

ACQUIRED VIA TRADE

- 2011 - Lamar Odom from LA Lakers along with a 2012 second-round draft pick and other second-round considerations in exchange for a protected first-round draft pick on 12/11/11
- 2010 - Dominique Jones (draft rights from Memphis in exchange for cash considerations on 6/24/10)
Brendan Haywood from Washington Wizards for Corey Brewer (cash considerations) and John Collins (cash considerations) to Dallas in exchange for Just Howard, Drew Gooden, Quanton Ross and James Singleton on 2/13/10
- 2009 - Shawn Marion from Toronto along with N. Langford, Kris Humphries and cash considerations in exchange for Antonio Wright and Dwyane George in a trade that also sent Corey Brewer from Memphis to Dallas, and Jason Kidd from Dallas to Toronto for cash considerations on 7/9/09
- Rodrigue Beaubois (draft rights from Oklahoma City with a second-round pick in exchange for draft rights to B.J. Mullens on 6/26/09)



**STAY CONNECTED
TO EVERYTHING MAVS!**

OFFICIAL MAVS SITES:



MAVS
WIKI

MAVSWIKI.COM



f

FACEBOOK.COM/DALLASMAVS



You
Tube

YOUTUBE.COM/DALLASMAVS2008



MYSPACE.COM/DALLASMAVERICKS1900



Twitter logo icon showing a stylized 't'.

TWITTER.COM/DALLASMAVS



FRIENDS.MAVS.COM




DALLAS MAVERICKS REVIEW



NOTEBOOK	72
STATISTICS	76
RESULTS	77
TEAM BREAKDOWN	78
PLAYER HIGHS	79
GAME-BY-GAME STATISTICS	80
SUPERLATIVES	83

MISCELLANEOUS STATISTICS ..	84
QUARTER-BY-QUARTER STATISTICS	85
NBA STATISTICS	88





TOP ROW L-R: Donnie Cochran, Mike Weir, Mike Shadr, Mondrick Jones, Casey Smith, Monte Mathis, Dwane Casey, Terry Stotts, Rick Carlisle, Donnie Nelson, Darrel Armstrong, Keith Grant, Brad Davis, A. Whitney Rowland, Beech. MIDDLE ROW L-R: Neil Herskowitz, Terry Sullivan, Ian Mahinmi, Caron Butler, Brendan Haywood, Dirk Nowitzki, Tyson Chandler, Shawn Marion, Brian Cardinal, Don Kalkstein, Gary Boren, Robert Hackett. BOTTOM ROW L-R: DeShawn Stevenson, Corey Brewer, Jose Barea, Jason Terry, Jason Kidd, Rodrigue Beaubois, Dominique Jones

SEASON NOTEBOOK

CHAMPIONS AT LAST: It took 31 years, but the Mavericks finally brought an NBA Championship home to the city of Dallas. The Mavericks avenged the 2006 loss to the Heat by defeating Miami in the 2011 NBA Finals. After falling behind 2-1, Dallas responded with three straight victories and closed out Miami in six games. Of the previous 11 occasions a Finals series had been tied 1-1 (since the NBA Finals went to the 2-3-2 format beginning in 1985), the winner of Game 3 had gone on to win the championship all 11 times. The Mavericks rewrote history in 2011 and captured their first NBA title in the process.

DIRDIRKULOUS POSTSEASON: After shooting a career-high 51.7 percent (610-1,179 FGs) from the field during the regular season, Dirk Nowitzki willed his team to its first ever NBA championship by delivering a playoff performance for the ages in 2011. His 27.7 ppg in the postseason ranked second to the Thunder's Kevin Durant (28.6 ppg), but Nowitzki outscored Durant (32.2 ppg to 28.0 ppg) in the Western Conference Finals series and sent the Mavericks to the NBA Finals for the first time since 2006. Nowitzki recorded a masterful 48-point effort in Game 1 against Oklahoma City (5/17/11), going 12-of-15 from the field and a perfect 24-of-24 at the line. The 48 points were the most by any player in a playoff game who shot at least 80 percent from the field. The 24-of-24 foul shooting clip set a record for the most free throws made in a playoff game without a miss (Paul Pierce held the record with 21 consecutive free throws, Boston at Indiana, 4/19/03). Nowitzki shot 59 of 61 (96.7) from the stripe in the five-game series against the Thunder, which was the highest free throw percentage in a playoff series (minimum 50 FTAs). He went on to average a team-high 26.0 ppg and series-high 9.7 rpg in the Finals against Miami en route to earning Finals MVP honors.

LONG STREAK OF SUCCESS: With the 104-96 victory over the Timberwolves on 3/24/11, the Mavericks improved to 50-21 in 2010-11 and recorded their 11th straight 50-win season (13th in franchise history). Dallas became just the third team in NBA history to record 11 straight 50-win seasons (and the fourth team to win 50-plus games 10 years in a row). The Spurs (12 seasons, 1999-2011) and the Lakers (12 seasons, 1979-1991) are the only two teams that have gone more consecutive seasons with 50-plus wins. Dallas finished the 2010-11 regular season with a record of 57-25 (.695), which was tied for the fifth-best record in franchise history (also finished 57-25 in 2001-02). The Mavericks have now tallied at least 55 wins seven times in the last 11 seasons.

1 Lakers	12 seasons	(1979-80 to 1990-91)
2 Spurs	12 seasons	(1999-00 to 2010-11)
3 Mavericks	11 seasons	(2000-01 to 2010-11)
4 Celtics	10 seasons	(1958-59 to 1967-68)

THREE STREAK: The game vs. Memphis on 3/6/11 marked Dallas' 1,000th straight game with at least one 3-point basket. Since 2/27/99, the Mavericks have gone 1,020 consecutive regular-season games with a 3-pointer made. It's the longest streak in NBA history. They've made only one trey in a game 14 times in that span. The Raptors went 986 consecutive games with at least one 3-pointer made, but had their streak (which began on 2/26/99) come to an end vs. Memphis on 1/24/11. The Lakers have the second-longest active streak behind Dallas. They have connected on at least one 3-point attempt in every game since 11/18/03.

20,000 MANIAACS: The Mavericks have sold out 399 consecutive home games, which is an NBA-best sellout streak. The listed capacity for American Airlines Center is 19,200 but that can be surpassed because of attendance in the suites. The streak started on 12/15/01. Dallas has sold out an additional 58 playoff games during that same stretch. Since moving into AAC (2001-02 season), the Mavericks have posted a home mark of 321-89 (.783). Dallas has sold out all 41 games in each of the past nine seasons.

CENTURY MARK SUCCESS: The Mavericks were 43-4 (.915) when they scored 100-plus points in 2010-11, including 13-1 (.929) when they recorded 110-plus points in a game. They were 35-7 (.833) when they scored at least 100 points in a game in 2009-10, and 34-11 (.756) when they did so in 2008-09. Twenty-eight opponents scored 100 points against Dallas in 2010-11. Dallas was 16-12 in those games.

JET AND TRIX JOIN 15,000 CLUB: Jason Terry and Shawn Marion both reached the 15,000 points plateau in 2010-11. Terry recorded his 15,000th career point with a jumper at the 5:36 mark of the third quarter of the game at Boston on 2/4/11. He finished with 17 points in 35 minutes. Marion became the 118th player in NBA history to reach the 15,000 points plateau at Utah on 3/26/11. A runner at the 3:23 mark of the fourth quarter gave him 11 points for the game (15,001 career) and he finished with 13 points on the night.

TWO LONG WIN STREAKS: Dallas recorded two double-digit win streaks in 2010-11. The Mavericks won 12 straight from 11/20-12/11/10 and held a record of 19-4 after 23 games. The Bucks snapped the Mavericks' 12-game winning streak with a 103-99 victory at Dallas on 12/13. With the victory over Sacramento on 2/9, Dallas won its 10th straight game and became only the second team in the league to record multiple double-digit win streaks in 2010-11 (San Antonio was the other). The Mavericks were one of only five teams with a double-digit win streak in 2010-11. The other teams and their streaks were: Boston (14), Miami (12), New Orleans (10) and San Antonio (with streaks of 12 and 10). The Nuggets snapped the Mavericks' 10-game winning streak with a 121-120 victory in Denver on 2/10, courtesy of an Arron Afflalo buzzer-beater. The only other season that the Mavericks had at least 10 consecutive wins on multiple occasions was in 2006-07. That year, Dallas had three separate double-digit win streaks, including the longest in franchise history (17 games from 1/27-3/11/07). Nine of the Mavericks' 10 double-digit win streaks have come since 2001-02.

GAMES	DATES
17	vs SAC 1/27 – at LAL 3/11/07
14	at MEM 10/30 – at DET 11/27/02
13	vs PHO 2/17 – vs NJ 3/10/10
13	vs. LAL 12/13/06 at SA 1/5/07
13	vs. NJ 1/14 vs. MIA 2/9/06
12	at ATL 11/20 vs. UTA 12/11/10
12	at PHO 11/9 – vs. SAC 12/1/06
11	at LAC 2/14 – vs. HOU 3/4/88
10	vs. LAC 1/25 – at SAC 2/9/11
10	vs. POR 12/11/01 – at CHI 1/2/02

ROAD WARRIORS: The Mavericks went 28-13 (.683) away from American Airlines Center in 2010-11, which was tied with Miami for the best road record in the NBA. The Mavs snapped the Heat's 12-game win streak with a 98-96 victory at Miami on 12/20 and improved to 9-1 on the road. It marked the best road start through 10 games in franchise history. With a win at Oklahoma City on 12/27, Dallas won its eighth straight road game and moved to 11-1 away from home. The eight consecutive road wins tied a franchise record (also won eight straight on the road from 1/15-2/12/02).

DOUBLE DOWN: Here's a breakdown of the Mavericks double-doubles this season.

	Pt-Reb	Pt-Ast	Reb-Ast	Total
Barea	-	3	-	3
Butler	1	-	-	1
Chandler	18	-	-	18
Haywood	2	-	-	2
Kidd	2	9	2	9
Mahinmi	1	-	-	1
Marion	12	-	-	12
Nowitzki	16	-	-	16
Terry	-	1	-	1
Total	52	13	2	63

FABULOUS FEBRUARY: Rick Carlisle was named Western Conference Coach of the Month for games played in February. It marked the second time he's received the honor with Dallas (also April 2010) and the fourth time he's garnered the award in his coaching career. Carlisle led the Mavericks to an 11-1 record during a month that saw them play nine of their 12 games on the road. Dallas averaged 108.9 points per game and shot 50.4 percent from the field in February. The Mavericks' one loss during the month came as a result of an Arron Afflalo buzzer-beater at Denver on 2/10/11 (fel. 121-120).

NOWITZKI MAKES THEM PAY: Dirk Nowitzki made 74 consecutive free throws over a 13-game span from 3/4/11 to 3/27/11. It was the longest streak in the NBA in 2010-11. Steve Nash had the league's longest run (with 48 consecutive free throws made from 12/15/10-1/12/11), before Nowitzki surpassed it at Golden State (3/16/11) when he went 12-of-12 from the stripe. Nowitzki also had the NBA's longest streak of consecutive free throws made in 2009-10. He finished the 2009-10 regular season with 74 consecutive free throws made (and actually extended his streak to 82 through the first two games of the 2010-11 season, marking the third-longest streak of all time).

DIRK'S CONSISTENCY: Dirk Nowitzki eclipsed 1,500 points in 2010-11 in the fourth quarter of the game against the L.A. Clippers on 3/30/11. He has now gone 11 consecutive seasons with at least 1,500 points, which is tied with Kobe Bryant for the longest active streak in the NBA. Before 2010-11, no player had gone 11-plus consecutive seasons with at least 1,500 points since Karl Malone did it 12 years in a row from 1986-87 to 1997-98. Nowitzki was named to the 2010-11 All-NBA Second Team, his 11th consecutive All-NBA selection (4 First Team, 5 Second Team, 2 Third Team). Bryant is the only player to be named to an All-NBA Team in each of the past 11 seasons.

2010-2011 ALL-STAR GAME (PHOTO)

DIRK JOINS PRESTIGIOUS CLASS: For the 10th consecutive season, Dirk Nowitzki represented the Western Conference at the 2011 All-Star Game held in Los Angeles, Calif. His 10 All-Star appearances are the most by any Maverick in franchise history (Rolando Blackman is 2nd with four). In 2011, he became one of only 11 players in NBA history to appear in at least 10 All-Star games and be named both MVP (2006-07) and Finals MVP (2011).

ARC-TECTS UNITE: Peja Stojakovic was signed by Dallas on 1/24/11 and joined forces with Jason Kidd and Jason Terry to provide the Mavericks with three of the most prolific 3-point shooters in NBA history. Kidd moved past Dale Ellis (1,719) and into third place on the all-time 3-point field goals made list with a 3-pointer at the 7:48 mark of the third period at Indiana on 1/12/11. Stojakovic moved past Ellis and into fourth place on the all-time 3-point field goals made list with a triple at the 45-second mark of the second quarter at Houston on 2/12/11. Jason Terry (eighth) also ranks in the top 10 on the list for most 3-point field goals made with 1,650 career treys.

FAB LAST FIVE: Dallas went 280-130 (.683) over the last five full seasons (2006-07 to 2010-11), which was the highest winning percentage in the league in that span. The Mavericks' Southwestern Division rival San Antonio Spurs hold the second-best won-lost record in that time frame, having gone 279-131 (.680). What's more, Dallas won the most games in the 2010 calendar year. The Mavericks, who entered the year 2011 with a 24-7 record, finished the 2010 calendar year with a record of 57-24 (.704). The Spurs (.702, 59-25) finished with the second-highest winning percentage in 2010. Dallas recorded the highest winning percentage in a calendar year on two other occasions: 2007 (.768, 63-19) and 2002 (.744, 61-21, tied with Sacramento).

TEAM	RECORD	PTC
Mavericks	280-130	.683
Spurs	279-131	.680
Lakers	278-132	.678
Magic	262-148	.639
Celtics	258-152	.629

KIDD DISHES OUT HIS 11K DIME: Jason Kidd recorded his 11,000th career assist on an alley-oop pass to Tyson Chandler at the 9:51 mark of the first quarter vs. Philadelphia on 11/12/10. He became just the second player in NBA history to reach 11,000 assists for his career. Kidd (11,578) ranks second all-time among the NBA's career assist leaders, trailing only John Stockton (15,806). Kidd averaged 8.2 assists per game in 2010-11, which was tied for eighth in the NBA.

MARION JOINS ELITE COMPANY: With a theft (at the 4:09 mark of the first period) vs. New Orleans on 4/13/11, Shawn Marion recorded his 68th steal of the season (1,500th career) and became just the fifth player in NBA history to record at least 1,500 steals and 1,000 blocks. Marion (1,500 steals and 1,086 blocks) joined Hakeem Olajuwon, Karl Malone, Julius Erving and Kevin Garnett on the list of players who have accomplished this feat.

KIDD PASSES "THE GLOVE": With his first steal (2,446th career) at the 9:55 mark of the first quarter against Memphis on 3/6/11, Jason Kidd moved past Gary Payton (2,445) and into third place on the all-time steals list behind Michael Jordan (2,514) and John Stockton (3,265). Kidd recorded 134 thefts in 2010-11 and now has 2,477 for his career. He ranked seventh in the league with 1.68 steals per game.

MR. TRIPLE-DOUBLE: Jason Kidd recorded his second triple-double of the season (107th career) with 13 points, 10 rebounds, 13 assists, three steals and zero turnovers in 37 minutes at Philadelphia on 3/1/11. Kidd, who turned 38 on 3/23, registered his second triple-double in 2010-11 at 37 years and 343 days of age. Karl Malone (aged 40 years and 127 days) is the oldest player to collect a triple-double in NBA history. Malone had 10 points, 11 rebounds and 10 assists vs. San Antonio on 11/28/03. Kidd posted his first triple-double of the season (106th career) with 12 points, 10 rebounds, 13 assists, two steals and two blocks in 38 minutes vs. San Antonio on 12/30/10. It was the seventh triple-double he's recorded against the Spurs in his career, which is tied for the most by Kidd against any team (also seven vs. the Kings). Kidd ranks first among active players with 107 career triple-doubles and third all-time behind Oscar Robertson (181) and Magic Johnson (138).

STILL SEEING DOUBLE: Of the active players in the NBA who have tallied the most double-doubles in their careers, the Mavericks have three players who rank in the top 10. Jason Kidd (17 seasons), Dirk Nowitzki (13 seasons) and Shawn Marion (12 seasons) share a combined 42 years of NBA experience and continue to put up numbers for Dallas. Kidd's 485 career double-doubles rank third among active players and Marion's 392 rank sixth. Nowitzki's 358 career double-doubles rank eighth on the current list. Nowitzki and Kidd each posted double-doubles on opening night of the 2010-11 season vs. Charlotte (10/27/10). Nowitzki recorded 28 points and 13 rebounds against the Bobcats. It was the sixth time he's posted a double-double on opening night in his career, but the first time he had done so since 2006-07. Kidd finished with 12 points and a season-high 18 assists in the home opener. Nowitzki registered 16 double-doubles in 2010-11, Marion had 12 and Kidd had nine.

RANK	PLAYER	DBL-DBL
1	Tim Duncan	709
2	Kevin Garnett	696
3	Jason Kidd	485
4	Dwight Howard	414
5	Steve Nash	399
6	Shawn Marion	392
7	Elton Brand	385
8	Dirk Nowitzki	358
9	Pau Gasol	317
10	Carlos Boozer	304

JET'S 1,000TH THREE IN BIG D: Jason Terry recorded his 1,000th 3-pointer with the Mavericks (1,648th career) at the 8:13 mark of the fourth quarter vs. Phoenix on 4/10/11. He finished 3-of-7 from beyond the arc en route to 17 points off the bench. Dirk Nowitzki (1,196) is the only other Maverick to make at least 1,000 3-pointers with Dallas. Michael Finley (870) ranks third in franchise history behind Nowitzki and Terry (1,002).

CHANDLER CLEANS THE GLASS: Tyson Chandler grabbed 14 of his game-high 18 boards in the third quarter vs. Minnesota on 12/1/10. It set a franchise record for the most rebounds in a period. Popeye Jones (third quarter vs. L.A. Clippers 4/6/96) and Lorenzo Williams (second quarter vs. Sacramento 2/21/96) shared the Dallas record for the most rebounds in a quarter prior to Chandler snatching 14 in the third against the Timberwolves. Chandler outrebounded the entire Timberwolves team 14-11 in the quarter and posted the same number of rebounds in the period as the Timberwolves (11) and the rest of the Mavericks team (3) combined. He helped the Mavs outrebound the Timberwolves (who entered the meeting with Dallas as the top rebounding club at 46.8 rpg) 50-46 in the game en route to a 100-86 win. Chandler pulled down a season-high 18 rebounds on five occasions in 2010-11. He ranked 10th in the league with 9.4 boards per contest.

STREAK BUSTERS: The Mavericks ended six winning streaks that lasted at least five games in 2010-11. They first took down the Celtics early on in the year, ending Boston's five-game win streak on 11/8. The Mavs then handed the Hornets their first loss of the season on 11/15, after New Orleans entered the meeting with Dallas owning an 8-0 record. The only other time in team history that the Mavs faced an undefeated team that late in the year (at least nine games in) was in 2005-06, when the 8-0 Detroit Pistons visited American Airlines Center on 11/19/05, and the Mavs recorded a 119-82 win. After taking down the Hornets on 11/15, the Mavs defeated the Thunder on 11/24, ending Oklahoma City's five-game win streak. The Mavs continued their streak-busting spree by snapping San Antonio's 12-game win streak on 11/26. They next put a halt to Utah's seven-game win streak with a victory on the road on 12/3. Dallas busted the Heat's 12-game win streak with a victory in Miami on 12/20 and became just the fifth team in NBA history to snap two 12-game win streaks in a season (also Rochester 1949, Phoenix 1990, Portland 2001, L.A. Lakers 2008). The Mavericks were also the last team to defeat the Heat before they went on their 12-game run. The longest win streak ever ended by the Mavs prior to this season was 11 games (snapped two 11-game runs, defeating the Kings on 4/14/02 and the Rockets on 4/24/93). Dallas became the 10th team in NBA history to break six streaks of at least five consecutive wins in a season. The 1990 Phoenix Suns hold the record with eight.

HOW SWEEP IT IS!: When the Mavericks faced the Heat on 11/27/10, it marked the 108th time in franchise history that Dallas played four games in five nights. With wins over Detroit (11/23), Oklahoma City (11/24), San Antonio (11/26) and Miami (11/27), the Mavs completed the four game sweep (in five nights) for just the third time in team history (also did so in February 1985 and November 2006).

CARLISLE RECORDS 400TH WIN: Rick Carlisle recorded his 400th career win against Minnesota on 12/1/10. The victory over the Timberwolves also marked the 300th win by Dallas at American Airlines Center (where the Mavs began playing their home games in 2001-02). An 11-3 (.786) month of November helped Carlisle reach 400 wins on the first day of December in 2010. November 2010 was Carlisle's most successful month as a head coach since his Pacers went 12-3 (.800) in January 2004. He followed that up by posting another 11-3 record in December. Carlisle holds an all-time record of 443-295 (.600) in nine seasons as an NBA head coach. He has gone 162-84 (.659) in the regular season in his first three seasons with Dallas.

EIGHT IN DOUBLE FIGURES: J.J. Barea (11), Peja Stojakovic (12), Brendan Haywood (12), Jason Terry (12), Rodrigue Beaubois (13), Dirk Nowitzki (13), Shawn Marion (14) and Jason Kidd (20) all scored in double figures against the Kings on 2/16/11. It marked the first time since 4/6/93 that eight Dallas players recorded 10-plus points in a game (defeated Seattle 109-107). That year (1992-93), the Mavericks finished with a record of 11-71 in the regular season.

BEST START SINCE 2002-03: The Mavericks used a 12-game win streak (11/20-12/11/10) to help propel them to their second-best start in franchise history through 25 games. With the victory over Portland on 12/15, Dallas improved to 20-5 on the year. It marked just the second time in team history that Dallas has recorded at least 19 wins through 25 games. Dallas was 22-3 after 25 games in 2002-03, marking the only time in franchise history that the Mavs had a better record after 25 games. Dallas has had 18 wins through 25 games three times in franchise history, all coming since 2005-06.

RECORD THROUGH 25 GAMES

2010-11	20-5	2005-06	18-7
2009-10	18-7	2004-05	16-9
2008-09	14-11	2003-04	15-10
2007-08	16-9	2002-03	22-3
2006-07	18-7		

NO KIDDING AROUND: Jason Kidd wasted no time showing why he is still considered to be one of the elite point guards in the NBA today. The 17-year veteran dished out 18 assists on opening night vs. Charlotte (10/27/10). His previous high assist total on opening night was 16, which he recorded vs. the L.A. Clippers on 10/31/97 as a member of the Phoenix Suns. The 18 assists marked the most assists by a Maverick on opening night in franchise history (previous: 13 by Steve Nash on 10/30/02). It's tied for the second-most dimes on opening night in NBA history (Tim Hardaway also recorded 18 assists with Golden State vs. Denver on 11/2/90). John Stockton holds the record for the most assists in a season opener with 19 (vs. Denver 11/3/89).

	G	GS	MIN	FG	FGA	PCT	3FC	3FGA	PCT	FT	FTA	PCT	OFF	DEF	TOT	AST	PF	DO	STL	TO	BLK	PTS	AVG
Nowitzki	73	73	2504	610	1179	.517	66	168	.393	395	443	.892	50	463	513	190	172	0	38	137	47	1681	23.0
Terry	82	10	2564	492	1091	.451	127	351	.362	182	214	.850	24	129	153	334	140	0	93	167	13	1293	15.8
Butler	29	29	867	170	378	.450	28	65	.431	68	88	.773	22	96	118	46	59	0	28	49	8	436	15.0
Manon	80	27	2253	434	834	.520	5	33	.152	126	164	.768	168	383	551	110	144	0	68	130	50	999	12.5
Chandler	74	74	2059	266	407	.654	0	0		216	295	.732	206	486	692	32	240	4	36	88	80	748	10.1
Barea	81	2	1669	285	649	.439	86	189	.349	133	157	.847	29	130	159	317	136	1	30	136	1	769	9.5
Stojakovic (TOT)	33	13	617	100	227	.441	57	136	.419	23	25	.920	14	61	75	29	24	0	13	17	2	280	8.5
Stojakovic (DAL)	25	13	506	79	184	.429	42	105	.400	15	16	.938	14	52	66	22	22	0	11	11	2	215	8.6
Beaubois	28	26	496	94	223	.422	25	83	.301	23	30	.767	7	45	52	64	76	0	20	47	8	236	8.4
Brewer (TOT)	69	24	1510	193	488	.395	30	112	.268	136	192	.708	57	118	175	89	159	1	100	87	16	552	8.0
Brewer (DAL)	13	2	148	25	51	.490	4	13	.308	15	21	.714	12	11	23	12	25	0	11	10	2	59	5.3
Kidd	80	80	2653	215	596	.361	133	391	.340	67	77	.870	35	316	351	655	119	0	134	179	29	630	7.9
Stevenson	72	54	1158	128	330	.388	94	249	.378	33	43	.767	20	86	106	77	71	0	21	44	5	303	5.3
Haywood	72	8	1331	128	223	.574	0	1	.000	64	177	.362	129	247	376	19	146	0	16	51	74	320	4.4
Pavlovic	10	0	163	15	35	.429	7	16	.438	4	5	.800	0	12	12	7	15	0	5	5	3	41	4.1
Mahmudi	56	0	480	55	98	.561	0	2	.000	63	82	.768	43	77	120	8	105	2	14	25	15	173	3.1
Ajijca	10	2	75	12	32	.375	3	7	.429	2	3	.667	5	12	17	2	13	0	3	1	5	29	2.9
Cardinal	56	4	618	43	100	.430	42	87	.483	17	18	.944	19	49	58	40	82	0	24	17	7	145	2.6
Jones	18	0	135	14	45	.311	0	4	.000	14	17	.324	8	19	25	19	7	0	5	10	3	42	2.3
Novak	7	0	18	4	8	.500	3	4	.750	0	0	—	0	5	5	0	3	0	0	0	0	11	1.6
MAVERICKS	82	-	19705	3069	6463	.475	645	1768	.365	1437	1950	.777	780	2618	3398	1954	1575	7	557	1145	352	8220	100.2
OPPONENTS	82	-	19705	2996	6556	.450	508	1480	.343	1373	1830	.750	880	2459	3339	1689	1650	16	623	1114	303	7873	96.0

- SINGLE-GAME HIGHS -

- AVERAGE PER GAME -

- CAREER HIGHS (C=SET, T=TIED THIS SEASON)-

PLAYER	MIN	REB	AST	ST	TO	BL	PTS	MIN	REB	AST	STL	TO	BLK	PTS	FG	FGA	FT	FTA	REB	AST	PTS
Nowitzki	42	15	7	3	7	5	42	34.3	7.0	2.6	0.52	1.9	0.64	23.0	17	34	21	22	23	12	58
Terry	40	6	11	5	8	2	38	31.3	1.9	4.1	1.13	2.0	0.16	15.8	18	34	13	17	10	18	46
Butler	39	10	4	3	4	2	38	29.9	4.1	1.6	0.97	1.7	0.28	15.0	15	27	15	17	18	12	40
Manon	38	13	5	4	5	3	25	28.2	6.9	1.4	0.85	1.8	0.63	12.5	18	39	11	13	24	8	44
Chandler	38	18	3	3	5	3	23	27.8	8.4	0.4	0.49	1.2	1.08	10.1	107	17	14	187	23	6	27
Barea	36	8	13	2	6	1	28	20.8	2.0	3.9	0.37	1.7	0.01	9.5	11C	21C	8C	10C	10	13C	29C
Stojakovic (TOT)	31	5	5	2	2	1	22	18.7	2.3	0.9	0.39	0.5	0.06	8.5	18	29	14	18	17	7	42
Stojakovic (DAL)	31	5	5	2	2	1	22	20.2	2.6	0.9	0.44	0.4	0.08	8.6							
Beaubois	37	8	6	4	5	2	18	17.7	1.8	2.3	0.71	1.7	0.29	8.4	15	22	4C	5C	8	8C	40
Brewer (TOT)	36	8	8	5	5	3	23	21.9	2.5	1.3	1.45	1.3	0.23	8.8	10	21	10	12	18	67	27
Brewer (DAL)	30	8	4	4	4	1	20	11.4	1.8	0.9	0.85	0.8	0.15	5.3							
Kidd	42	10	18	6	8	3	21	33.2	4.4	8.2	1.68	2.2	0.36	7.9	18	36	17	22	19	25	43
Stevenson	35	5	5	3	3	2	24	16.1	1.5	1.1	0.29	0.6	0.07	5.3	13	23	9	11	11	9	33
Haywood	39	19	2	3	3	6	12	18.5	5.2	0.3	0.22	0.7	1.03	4.4	10	16	8	12	20	5	25
Pavlovic	24	3	2	2	2	2	11	18.3	1.2	0.7	0.50	0.5	0.39	4.1	9	21	8	10	10	7	25
Mahmudi	25	13	2	2	3	2	17	8.7	2.1	0.1	0.25	0.4	0.27	3.1	67	9	8C	12	13C	2C	17C
Ajijca	14	8	1	1	1	2	7	7.5	1.7	0.2	0.30	0.1	0.50	2.8	5	10	5	6	9	3	12
Cardinal	34	7	3	3	2	1	12	11.0	1.1	0.7	0.43	0.3	0.13	2.6	10	20	12	14	14	7	32
Jones	21	8	3	2	3	2	13	7.5	1.4	1.1	0.28	0.8	0.17	2.3	6C	11C	5C	5C	6C	3C	13C
Novak	8	2	0	0	0	0	3	2.6	0.7	0.0	0.00	0.0	0.00	1.6	8	15	8	7	8	4	23
MAVERICKS	265	54	34	13	21	14	127	240.3	41.4	23.8	8.79	14.0	4.29	100.2	65	128	51	58	76	45	158
OPPONENTS	265	58	28	16	26	9	121	240.3	40.7	20.6	7.60	13.6	3.70	96.0	64	121	49	81	89	46	147

SENIOR

No	Date	H-R	W-L	Opponent	Score	Home Record	Road Record	Total Record	Dallas Hi Scorers	Dallas Hi Rebs	Dallas Opponent	Pt	Attend
1	Oct 27	H	W	Charlotte	101-86	1-0	0-0	1-0	W1	20	Kidd	18	10,440
2	Oct 29	H	L	Memphis	130-91	1-1	0-0	1-1	L1	27	Chandler	10	20,060
3	Oct 31	A	W	L.A. Clippers	89-83	1-1	1-0	2-1	W1	17	Kidd	7	13,718
4	Nov 3	A	W	Denver	102-101	1-1	2-0	3-1	W2	36	Nowitzki	12	14,159
5	Nov 6	H	L	Denver	132-103	1-2	2-0	3-2	L1	26	Buder	10	19,948
6	Nov 8	H	W	Boston	89-87	2-2	2-0	4-2	W1	25	Chandler	13	20,194
7	Nov 10	A	W	Memphis	106-91	2-2	3-0	5-2	W2	26	Nowitzki	10	10,767
8	Nov 12	H	W	Philadelphia	99-90	3-2	3-0	6-2	W3	19	Haywood	17	19,909
9	Nov 15	H	W	New Orleans	98-95	4-2	3-0	7-2	W4	20	Nowitzki	10	19,712
10	Nov 17	A	L	New Orleans	97-99	4-2	3-1	7-3	L1	29	Nowitzki	9	20,220
11	Nov 19	H	L	Chicago	83-68	4-3	3-1	7-4	L2	36	Chandler	10	20,133
12	Nov 20	A	W	Atlanta	98-93	4-3	4-1	8-4	W1	21	Moran	10	14,143
13	Nov 23	H	W	Detroit	88-84	5-3	4-1	9-4	W2	42	Nowitzki	12	18,734
14	Nov 24	A	W	Oklahoma City	111-103	5-3	5-1	10-4	W3	34	Chandler	18	18,203
15	Nov 26	A	W	San Antonio	103-94	5-3	6-1	11-4	W4	26	Chandler/Nowitzki	8	10,581
16	Nov 27	H	W	Miami	106-95	6-3	6-1	12-4	W5	23	Chandler	17	20,536
17	Nov 29	H	W	Houston	101-91	7-3	6-1	13-4	W6	20	Moran/Nowitzki	10	19,435
18	Dec 1	H	W	Minnesota	108-86	8-3	6-1	14-4	W7	16	Chandler	18	19,567
19	Dec 3	A	W	Utah	93-81	8-3	7-1	15-4	W8	26	Chandler	8	19,623
20	Dec 4	A	W	Sacramento	105-103	8-3	8-1	16-4	W9	25	Moran	8	12,900
21	Dec 7	H	W	Golden State	105-100	9-3	8-1	17-4	W10	25	Moran	10	19,593
22	Dec 9	H	W	New Jersey	102-89	10-3	8-1	18-4	W11	21	Nowitzki	10	18,686
23	Dec 11	H	W	Utah	103-97	11-3	8-1	19-4	W12	31	Nowitzki	15	20,074
24	Dec 13	H	L	Milwaukee	99-103	11-4	8-1	19-5	L1	23	Chandler	9	19,720
25	Dec 15	H	W	Portland	103-98	12-4	8-1	20-5	W1	33	Chandler	8	19,531
26	Dec 17	H	W	Phoenix	108-91	13-4	8-1	21-5	W2	18	Chandler	12	16,406
27	Dec 20	A	W	Miami	99-98	13-4	8-1	22-5	W3	26	Moran	13	20,179
28	Dec 21	A	W	Orlando	106-99	13-4	10-1	23-5	W4	20	Nowitzki	8	19,057
29	Dec 27	A	W	Oklahoma City	103-93	13-4	11-1	24-5	W5	21	Chandler	10	18,203
30	Dec 28	H	L	Toronto	76-84	13-5	11-1	24-6	L1	19	Cornell	7	20,027
31	Dec 30	H	L	San Antonio	93-99	13-6	11-1	24-7	L2	38	Chandler	11	20,604
32	Jan 1	H	L	Milwaukee	87-99	13-6	11-2	24-8	L3	20	Kidd	9	13,194
33	Jan 2	H	W	Cleveland	1104-95	13-6	12-2	25-8	W1	22	Chandler	14	20,562
34	Jan 4	H	W	Portland	W 84-81	14-6	12-2	26-8	W2	18	Chandler	13	19,514
35	Jan 6	H	L	Oklahoma City	85-98	14-7	12-2	26-9	L1	25	Chandler	18	20,282
36	Jan 8	H	L	Orlando	107-117	14-8	12-2	26-10	L2	24	Moran	8	20,179
37	Jan 12	A	L	Indiana	89-102	14-8	12-3	26-11	L3	18	Chandler	8	11,204
38	Jan 14	A	L	San Antonio	89-101	14-8	12-4	26-12	L4	14	Moran	10	19,581
39	Jan 15	A	L	Memphis	70-89	14-8	12-5	26-13	L5	17	Chandler	8	16,912
40	Jan 17	A	L	Detroit	89-103	14-8	12-6	26-14	L6	32	Haywood/Moran	7	12,680
41	Jan 19	H	W	L.A. Lakers	109-109	15-8	12-6	27-14	W1	22	Chandler	10	20,365
42	Jan 20	A	L	Chicago	77-82	15-8	12-7	27-15	L1	19	Chandler	12	21,397
43	Jan 22	A	W	New Jersey	87-88	15-8	13-7	28-15	W1	23	Moran	11	14,051
44	Jan 25	H	W	L.A. Clippers	112-105	16-8	13-7	29-15	W2	27	Terry	28	20,335
45	Jan 27	H	W	Houston	111-108	17-8	13-7	30-15	W3	21	Chandler	16	20,068
46	Jan 29	H	W	Atlanta	102-91	18-8	13-7	31-15	W4	19	Kidd	8	20,309
47	Jan 31	H	W	Washington	102-92	19-8	13-7	32-15	W5	24	Chandler	10	19,724
48	Feb 2	A	W	New York	113-97	19-8	14-7	33-15	W6	29	Chandler/Nowitzki	11	19,763
49	Feb 4	A	W	Boston	101-97	19-8	15-7	34-15	W7	20	Chandler	15	18,624
50	Feb 5	A	W	Charlotte	101-92	19-8	15-7	35-15	W8	25	Chandler	15	17,743
51	Feb 7	H	W	Cleveland	99-98	20-8	15-7	36-15	W9	23	Chandler	11	19,875
52	Feb 9	A	W	Sacramento	102-100	20-8	17-7	37-15	W10	22	Kidd	8	12,310
53	Feb 10	A	L	Denver	128-121	20-8	17-8	37-16	L1	25	Chandler	11	12,673
54	Feb 12	A	W	Houston	106-102	20-8	18-8	38-16	W1	22	Moran	9	17,009
55	Feb 16	H	W	Sacramento	116-100	21-8	18-8	39-16	W2	20	Haywood	10	20,420
56	Feb 17	A	W	Phoenix	112-108	21-8	19-8	40-16	W3	36	Chandler	12	17,903
57	Feb 23	H	W	Utah	119-98	22-8	19-8	41-16	W4	23	Chandler	10	20,379
58	Feb 28	A	W	Washington	105-99	22-8	20-8	42-16	W5	25	Chandler	13	19,203
59	Feb 29	A	W	Toronto	114-96	22-8	21-8	43-16	W6	31	Nowitzki	13	18,827
60	Mar 1	A	W	Philadelphia	101-93	22-8	22-8	44-16	W7	30	Kidd/Moran	10	13,509
61	Mar 4	H	W	Indiana	116-108	23-8	22-8	45-16	W8	29	Moran	7	20,385
62	Mar 6	H	L	Memphis	103-104	23-8	22-8	45-17	L1	26	Moran	12	20,102
63	Mar 7	A	W	Minnesota	108-106	23-8	23-8	46-17	W1	25	Haywood/Moran	10	13,268
64	Mar 9	A	L	New Orleans	92-93	23-8	23-8	46-18	L1	26	Chandler	13	14,472
65	Mar 10	H	W	New York	127-109	24-8	23-8	47-18	W1	23	Nowitzki	9	20,517
66	Mar 12	H	L	L.A. Lakers	91-96	24-10	23-9	47-19	L1	25	Moran/Nowitzki	12	20,619
67	Mar 15	A	L	Portland	101-104	24-10	23-10	47-20	L2	26	Nowitzki	11	20,631
68	Mar 16	A	W	Golden State	112-108	24-10	24-10	48-20	W1	34	Nowitzki	13	19,596
69	Mar 18	H	L	San Antonio	91-97	24-11	24-10	48-21	L1	23	Nowitzki	9	20,814
70	Mar 20	H	W	Golden State	101-73	25-11	24-10	49-21	W1	20	Chandler	17	18,324
71	Mar 24	H	W	Minnesota	104-96	26-11	24-10	50-21	W2	30	Nowitzki	11	20,296
72	Mar 26	A	W	Utah	94-77	26-11	25-10	51-21	W3	22	Chandler/Moran	7	18,649
73	Mar 27	A	W	Phoenix	91-83	26-11	26-10	52-21	W4	18	Chandler/Kidd/Terry	10	17,314
74	Mar 30	A	W	L.A. Clippers	106-100	26-11	27-10	53-21	W5	24	Moran	9	19,060
75	Mar 31	A	L	L.A. Lakers	82-110	26-11	27-11	53-22	L1	27	Nowitzki	13	16,997
76	Apr 2	A	L	Golden State	92-99	26-11	27-12	53-23	L2	27	Moran	8	18,128
77	Apr 3	A	L	Portland	98-104	26-11	27-13	53-24	L3	19	Haywood	11	19,534
78	Apr 6	H	L	Denver	96-104	26-12	27-13	53-25	L4	21	Haywood	10	20,384
79	Apr 8	H	W	L.A. Clippers	107-95	27-12	27-13	54-25	W1	20	Moran	10	20,382
80	Apr 10	H	W	Phoenix	115-90	28-12	27-13	55-25	W2	19	Chandler	12	20,355
81	Apr 11	A	W	Houston	98-91(OT)	28-12	28-13	56-25	W3	23	Nowitzki	12	14,898
82	Apr 13	H	W	New Orleans	121-89	29-12	28-13	57-25	W4	32	Chandler/Nowitzki	8	20,386



TEAM RECORD

	RECORD	HOME	ROAD	OT
OVERALL	57-25	29-12	28-13	1-0
Atlantic	9-1	4-1	5-0	
Central	4-6	3-2	1-4	
Southeast	9-1	4-1	5-6	
EASTERN	22-8	11-4	11-4	
Southwest	8-8	4-4	4-4	1-0
Northwest	12-6	6-3	6-3	
Pacific	15-3	8-1	7-2	
WESTERN	35-17	18-8	17-8	1-0

HEAD COACH: RICK CARLISLE

Overall:	9 Years	443 Won	295 Lost	.600 Pct.
W/Club:	3 Years	162 Won	84 Lost	.659 Pct.

TEAM WINNING & LOSING STREAKS

OVERALL	HOME	ROAD
Win - 4	Win - 3	Win - 1
Long: Win - 12	Win - 9	Win - 8
Loss - 6	Loss - 2	Loss - 5

WON	LDST	OFFENSE	vs. OPP	HOME ATTENDANCE
Oct. 2	1			41 Games
Nov. 11	3	100+ 43-4	W Opp W/L to date:	824,162 Totals
Dec. 11	3	100 < 14-21	500+ 26-17	20,102 Average
Jan. 8	8	Defense	.500 30-8	20,619 High
Feb. 11	1	100+ 16-12		41 Sellouts
Mar. 10	6	100 < 41-13		
Apr. 4	3			



AFTER 82 GAMES LAST SEASON: W 57 L 25

Margin	1	2	3	4	5	6	7	8	9	10	11	12	13	14	15	16	17	18	19	20	21	22	23
Won By:	2	4	4	3	4	6	2	5	5	3	3	1	1	1	3	3	1	2	1				
Lost By:	4	1	1	2	3	2	1	3		1	1	2	1	1					1				
Margin	24	25	26	27	28	29	30	31	32	33	34	35	36	37	38	39	40	41	42	43	44	45	46+
Won By:		1			1				1														
Lost By:					1																		

At Start Of:	OVERALL	HOME	ROAD	Pct.	OVERALL	HOME	ROAD
2nd Ahead:	31-10	18-5	13-5	-44%	11-13	7-5	4-8
-Behind:	23-14	8-7	15-7	45-48%	21-7	7-5	14-2
Tied:	3-1	3-0	0-1	50-54%	21-4	12-2	9-2
3rd Ahead:	38-9	23-5	15-4	55-59%	4-1	3-0	1-1
-Behind:	18-15	6-7	12-8	+60%	0-8	0-8	0-0
Tied:	1-1	0-0	1-1				
4th Ahead:	41-8	25-3	16-3				
-Behind:	12-18	4-8	8-10				
Tied:	4-1	0-1	4-8				



PLAYER HIGHLIGHTS

PLAYER	MINUTES	FIELD GOALS	FREE THROWS	OFF	REBOUNDS	TOTAL	ASSISTS	STEALS	TO	BLOCKED SHOTS	POINTS
ALEXIS AJINCA	JAN. 2 at Ind. 26	DEC. 30 vs S.A. 1/4	DEC. 30 vs S.A. 0/0	DEC. 30 vs S.A. 1/1	DEC. 7 vs B.S. 2/5	DEC. 7 vs G.S. 5/5	JAN. 7 at Ind. 1/0	JAN. 14 at S.A. 2/4	JAN. 4 at S.A. 6/6	DEC. 7 vs G.S. 1/1	DEC. 30 vs S.A. 2/0
JOSE JUAN BAREA	JAN. 1 at Milw. 37(2)	JAN. 1 at Milw. 7	MAR. 30 at LA-C 4(2)	APR. 8 vs LA-C 17(7)	APR. 13 vs H.L. 6	MAR. 17 at H.L. 8(2)	DEC. 8 vs H.L. 0(2)	MAR. 30 at LA-C 4(2)	APR. 8 vs LA-C 5(2)	MAR. 23 vs Det. 2	JAN. 1 at Milw. 18(2)
RODDY BEAUBOIS	MAR. 18 at B.S. 38	MAR. 18 at B.S. 0	APR. 3 at Port. 0	APR. 8 vs LA-C 5	MAR. 12 vs LA-L 7	MAR. 28 at Utah 8	MAR. 10 vs H.Y. 1(1)	MAR. 18 at G.S. 5(2)	MAR. 20 vs B.S. 5	MAR. 26 at Utah 3(1)	APR. 3 at Port. 23
COREY BREWER	FEB. 4 Min.-H.Y.-Det. 30	DEC. 16 at Phila. 8	DEC. 14 at G.S. 4	APR. 8 vs LA-C 5	NOV. 12 vs H.Y. 3(2)	NOV. 12 vs H.Y. 4(2)	DEC. 8 vs OUC 4(2)	JAN. 15 vs Det. 4	FEB. 12 vs Phil. 4	JAN. 6 vs Det. 1(2)	JAN. 15 vs Det. 20
COREY BREWER	Det. 38(2)	APR. 8 vs LA-C 10(2)	APR. 8 vs LA-C 9	APR. 8 vs LA-C 3	APR. 11 at Minn. 8	APR. 8 vs LA-C 10	APR. 8 vs LA-C 4(4)	APR. 8 vs LA-C 2	APR. 8 vs LA-C 4(2)	APR. 8 vs LA-C 2(1)	APR. 8 vs LA-C 30
CARON BUTLER	DEC. 30 vs S.A. 34	DEC. 30 vs S.A. 4	DEC. 30 vs S.A. 4	OCT. 29 vs Minn. 2(8)	NOV. 6 vs Det. 7	NOV. 6 vs Det. 7	DEC. 15 vs Port. 3(4)	NOV. 6 vs Det. 3	DEC. 28 vs Det. 2(3)	DEC. 27 vs H.L. 1(7)	DEC. 30 vs S.A. 12
BRIAN CARDINAL	JAN. 1 at Milw. 38(2)	MAR. 7 at Milw. 18(1)	JAN. 1 at Milw. 13	JAN. 12 vs Ind. 8(2)	DEC. 28 vs Ind. 14	DEC. 28 vs Ind. 18(5)	APR. 13 vs H.L. 2	MAR. 7 at Minn. 3	APR. 10 vs Phila. 5	APR. 13 vs H.L. 3(8)	MAR. 7 at Minn. 23
TYSON CHANDLER	MAR. 27 at Phila. 39	FEB. 28 at Utah 5(5)	NOV. 28 at S.A. 6	FEB. 5 at Det. 9	DEC. 1 vs Minn. 11	MAR. 27 at Phila. 10	MAR. 12 vs LA-L 2	JAN. 22 at H.L. 2	FEB. 23 vs Utah 3(3)	MAR. 10 vs H.Y. 8	FEB. 28 at Utah 12(3)
BRENDAN HAYWOOD	MAR. 6 vs Minn. 21(1)	APR. 13 vs H.L. 0	JAN. 29 vs Atl. 0	NOV. 12 vs Phil. 2(2)	APR. 5 vs Det. 0	APR. 8 vs Det. 0	APR. 8 vs Det. 0	MAR. 4 vs Ind. 2(1)	MAR. 7 at Minn. 3	MAR. 8 vs Minn. 2	MAR. 10 vs H.Y. 13(1)
DOMINIQUE JONES	JAN. 2 at Det. 42	JAN. 14 at S.A. 8	JAN. 2 at Det. 6	JAN. 2 at Det. 3	JAN. 16 at Minn. 18	JAN. 16 at Minn. 18(2)	JAN. 14 at S.A. 18	JAN. 14 at S.A. 6	NOV. 28 vs Hou. 6(2)	JAN. 2 at Det. 3	JAN. 14 at S.A. 21
JASON KIDD	FEB. 17 at Phila. 25(1)	JAN. 18 vs LA-L 6(1)	MAR. 4 vs Ind. 0	NOV. 3 at Det. 7	MAR. 1 at Phil. 11(1)	MAR. 1 at Phil. 13(1)	OCT. 27 vs Det. 25(2)	JAN. 1 at Minn. 27(2)	MAR. 28 at Utah 31(2)	FEB. 5 at Det. 27(2)	JAN. 18 vs LA-L 17(1)
IAN MAHINI	FEB. 12 at Hou. 38(2)	JAN. 16 at Minn. 12	DEC. 7 vs G.S. 7	DEC. 7 vs G.S. 7(2)	MAR. 28 vs G.S. 18	MAR. 28 vs G.S. 13	APR. 3 at Port. 5	APR. 11 at Hou. 4(3)	FEB. 7 vs Det. 5(2)	MAR. 16 at Port. 3(3)	JAN. 16 at Minn. 28(2)
SHAWN MARION	APR. 11 at Hou. 8	JAN. 8 vs OUC 1(4)	FEB. 7 vs Det. 0	MAR. 12 vs LA-L 0	MAR. 6 vs Minn. 2(2)	DEC. 28 at Minn. 2(2)	FEB. 18 vs Det. 4	MAR. 28 at Utah 0	JAN. 15 at Minn. 0	APR. 2 at S.A. 0	MAR. 12 vs LA-L 3(3)
STEVE NOVAK	JAN. 1 at Minn. 42	JAN. 1 at Minn. 16(2)			14	16	DEC. 17 vs Phila. 7	DEC. 17 vs Phila. 3(2)			JAN. 1 at Minn. 42
DIRK NOWITZKI	NOV. 18 vs Det. 24	NOV. 18 vs Det. 6	NOV. 24 at OUC 3	MAR. 16 at G.S. 0	DEC. 11 vs Utah 3	DEC. 11 vs Utah 3	APR. 8 vs LA-C 2(2)	DEC. 16 vs Port. 2	NOV. 6 vs Det. 2	FEB. 5 at Det. 2	NOV. 23 vs Det. 11(2)
SASHA PAVLOVIC	JAN. 18 vs LA-L 35(2)	JAN. 18 vs LA-L 8	JAN. 20 at Det. 4(2)	JAN. 18 vs LA-L 2(4)	JAN. 18 vs LA-L 4(2)	JAN. 18 vs LA-L 6	JAN. 27 vs Minn. 5	JAN. 27 vs Minn. 3	JAN. 28 at Chi. 3(3)	JAN. 12 at Ind. 2	JAN. 27 vs Hou. 24
DESHAWN STEVENSON	JAN. 8 vs Det. 31	JAN. 8 vs Det. 8	JAN. 4 vs Port. 2(10)	MAR. 30 at LA-C 3	JAN. 12 at Ind. 6	FEB. 2 at H.Y. 5(4)	JAN. 28 vs Atl. 6	JAN. 1 at Minn. 2(2)	FEB. 18 vs Det. 2(2)	NOV. 6 vs Det. 1(2)	JAN. 8 vs Det. 27
PEJA STOJAKOVIC	FEB. 28 at Wash. 31	FEB. 12 at Hou. 8	APR. 10 vs Phila. 2(7)	MAR. 4 vs Ind. 3	FEB. 28 at Wash. 5	MAR. 7 at Minn. 5(2)	FEB. 9 at Det. 5	FEB. 17 at Phila. 2	MAR. 8 vs Minn. 2(2)	APR. 8 vs Det. 1(2)	FEB. 12 at Hou. 22
PEJA STOJAKOVIC	Det. 40	FEB. 28 at Wash. 13	APR. 10 vs Phila. 7(4)	MAR. 4 vs Ind. 1(2)	FEB. 28 at Wash. 5(2)	MAR. 7 at Minn. 8	FEB. 9 at Det. 11	FEB. 17 at Phila. 6	MAR. 8 vs Minn. 9	APR. 8 vs Det. 2(2)	FEB. 12 at Hou. 30
JASON TERRY	JAN. 8 vs Det. 28(6)	MAR. 1 at Phil. 50	MAR. 1 at Det. 30	MAR. 28 vs G.S. 19	MAR. 18 vs S.A. 44	MAR. 18 vs G.S. 54(2)	JAN. 28 vs Atl. 34	DEC. 3 at Utah 13	APR. 11 at Hou. 21(2)	MAR. 16 vs S.A. 14	MAR. 1 at Phil. 127
MAVERICKS High Games	APR. 11 at Hou. 240(81)	FEB. 18 vs Det. 24	NOV. 24 at OUC 3	APR. 10 vs Phila. 3	FEB. 2 at H.Y. 18	FEB. 2 at H.Y. 30	FEB. 18 vs LA-C 12	APR. 8 vs LA-C 2(2)	FEB. 18 vs Det. 8	FEB. 5 at Det. 0(3)	MAR. 10 vs H.Y. 79
MAVERICKS Low Games	APR. 13 vs H.L. 28(6)	JAN. 15 at Minn. 44(2)	FEB. 18 vs Det. 35	DEC. 3 at Utah 28	JAN. 25 vs LA-C 45(2)	JAN. 25 vs LA-C 59	NOV. 6 vs Det. 28(2)	FEB. 9 at Det. 18	FEB. 27 at Det. 25	FEB. 18 vs Det. 8	JAN. 15 at Hou. 121
OPPONENTS High Games	APR. 11 at Hou. 240(81)	FEB. 28 at Wash. 27	MAR. 18 vs H.Y. 6(2)	SEPT. 18 vs Chi. 4	JAN. 1 at Minn. 18	NOV. 18 vs Chi. 31(4)	FEB. 27 at Det. 11	NOV. 6 vs Det. 1	FEB. 18 vs Det. 7(4)	DEC. 17 vs Phila. 0(3)	FEB. 18 at Det. 73
OPPONENTS Low Games	APR. 13 vs H.L. 28(6)	MAR. 20 vs G.S. 6(2)	FEB. 28 at Wash. 35	APR. 3 at Port. 4	MAR. 16 at Port. 18	MAR. 28 at Utah 31(4)	NOV. 23 vs Det. 11	NOV. 23 vs Det. 1	MAR. 31 at LA-L 7(4)	APR. 3 at Port. 0(3)	MAR. 20 vs G.S. 73



MEDIA GUIDE 2011-12

GAME-BY-GAME

DATE	GAME	FG-A	PCT	3FG-A	PCT	FT-A	PCT	OR-DR-REB	AST	PF	ST	TO	BS	PTS
10/27	@ DALLAS	41-76	.547	4-16	.257	15-18	.833	7-34-41	29	18	12	17	5	101
10/40	CHARLOTTE	29-73	.397	5-13	.385	23-24	.958	8-26-38	22	16	8	21	3	86
10/29	@ DALLAS	34-72	.472	8-18	.333	16-24	.667	8-37-46	24	22	7	20	8	90
20/060	MEMPHIS	31-80	.388	4-15	.267	25-36	.694	14-31-45	17	24	12	13	3	91
10/31	DALLAS	38-77	.488	7-16	.438	26-29	.900	8-33-41	23	22	7	14	7	89
13-718	@ L.A. CLIPPERS	28-82	.341	4-21	.190	23-31	.742	16-33-48	17	23	7	17	3	83
11/3	DALLAS	38-84	.454	7-16	.438	17-19	.895	12-33-45	22	17	8	14	6	102
14-159	@ DENVER	41-89	.461	10-28	.357	9-12	.750	13-26-38	26	21	7	12	3	101
11/8	@ DALLAS	34-78	.437	4-16	.257	28-26	.769	11-35-48	12	18	7	21	6	82
18-840	DENVER	37-82	.451	13-21	.619	16-21	.762	9-29-38	21	17	16	12	2	103
11/8	@ DALLAS	33-88	.508	8-16	.500	17-28	.607	4-34-38	28	12	8	19	8	89
20-184	BOSTON	38-91	.418	4-8	.500	7-7	1.000	14-28-42	24	21	11	13	2	87
11/10	DALLAS	48-86	.557	8-25	.320	5-11	.455	11-38-48	38	18	8	18	6	106
10-787	@ MEMPHIS	38-84	.452	4-14	.286	11-19	.579	12-28-40	28	18	4	12	3	91
11/12	@ DALLAS	35-78	.443	8-22	.373	23-29	.793	16-31-47	19	20	18	10	4	88
18-889	PHILADELPHIA	37-83	.446	2-16	.125	14-23	.609	14-28-42	22	22	8	13	3	90
11/16	@ DALLAS	34-88	.483	11-27	.407	18-27	.667	8-30-38	21	18	3	16	3	88
10-712	NEW ORLEANS	34-77	.442	11-25	.440	16-24	.667	12-30-42	28	28	8	13	3	86
11/17	DALLAS	35-88	.507	7-18	.389	20-23	.870	4-31-36	27	22	4	16	8	97
13-828	@ NEW ORLEANS	40-82	.488	8-14	.571	11-18	.611	7-24-31	23	22	8	10	4	88
11/19	@ DALLAS	30-76	.400	5-20	.250	18-25	.720	8-25-34	22	20	8	8	5	83
20-133	CHICAGO	34-78	.447	5-18	.283	15-23	.652	28-39-58	17	19	3	18	3	88
11/20	DALLAS	38-82	.478	8-13	.622	14-18	.778	18-38-40	27	11	6	13	2	88
14-143	@ ATLANTA	38-81	.461	7-25	.280	8-18	.444	7-30-37	28	17	8	13	5	83
11/23	@ DALLAS	38-78	.385	8-20	.300	22-27	.815	18-32-42	21	24	7	8	7	88
18-734	DETROIT	31-73	.425	3-8	.375	18-28	.731	11-35-46	11	18	1	15	3	84
11/24	DALLAS	38-81	.444	8-27	.333	38-34	.882	13-38-48	23	17	7	12	2	111
18-203	@ OKLAHOMA CITY	40-83	.482	6-15	.400	17-23	.739	8-28-38	27	21	8	12	3	103
11/28	DALLAS	39-74	.527	5-16	.333	20-31	.646	18-29-38	28	22	8	14	3	103
18-681	@ SAN ANTONIO	31-88	.448	7-18	.389	25-27	.926	8-28-38	13	17	8	18	1	84
11/27	@ DALLAS	40-87	.460	7-17	.412	18-22	.818	13-33-46	26	23	8	11	3	108
20-536	MIAMI	31-75	.413	5-16	.333	28-36	.778	18-33-43	17	24	8	16	6	86
11/29	@ DALLAS	38-78	.484	8-16	.375	17-19	.895	8-38-47	23	18	4	16	6	101
18-435	HOUSTON	28-81	.368	8-23	.391	24-28	.857	11-28-38	22	17	8	13	5	81
12/1	@ DALLAS	38-87	.414	18-24	.417	18-23	.783	11-38-50	21	20	12	16	1	100
18-567	MINNESOTA	32-82	.390	4-14	.286	18-23	.783	11-35-48	14	18	8	17	6	88
12/3	DALLAS	40-78	.528	8-19	.316	7-11	.636	3-34-37	26	28	11	13	4	83
18-623	@ UTAH	29-74	.392	3-14	.214	20-38	.667	12-31-43	28	18	8	16	8	81
12/4	DALLAS	38-78	.508	5-17	.294	24-29	.828	6-30-38	23	20	4	11	6	106
12-900	@ SACRAMENTO	40-83	.482	11-19	.579	12-18	.768	8-31-37	24	27	6	11	4	103
12/7	@ DALLAS	38-87	.448	7-20	.350	28-27	.741	18-29-45	22	18	12	18	18	106
18-683	GOLDEN STATE	42-90	.467	18-28	.500	8-13	.622	13-31-44	24	28	19	18	4	100
12/9	@ DALLAS	41-76	.547	4-16	.250	18-19	.842	5-33-38	31	17	11	16	4	102
18-688	NEW JERSEY	32-77	.418	4-16	.257	21-28	.808	18-28-38	28	16	7	18	2	88
12/11	@ DALLAS	33-88	.508	14-28	.500	23-28	.821	8-32-40	24	18	7	18	5	103
20-074	UTAH	38-81	.444	5-18	.313	28-23	.878	11-28-37	19	27	8	12	3	87
12/13	@ DALLAS	37-76	.487	5-20	.250	20-27	.741	9-32-41	28	18	4	13	7	88
18-720	MILWAUKEE	40-84	.478	9-13	.692	14-28	.708	11-28-40	23	23	7	11	3	103
12/16	@ DALLAS	40-74	.541	3-16	.188	28-21	.952	5-31-38	28	18	7	12	4	103
18-531	PORTLAND	42-86	.484	3-14	.214	11-18	.611	12-25-37	28	17	6	8	1	88
12/17	@ DALLAS	38-86	.463	8-18	.444	20-31	.646	11-43-54	27	18	8	8	4	106
20-406	PHOENIX	35-89	.393	5-21	.238	16-22	.727	18-41-51	22	26	6	12	8	81
12/20	DALLAS	33-74	.448	8-21	.381	24-28	.857	18-38-48	19	23	6	14	1	88
20-178	@ MIAMI	34-84	.405	11-31	.355	17-25	.680	16-28-44	18	28	7	12	8	86
12/21	DALLAS	38-78	.508	12-28	.422	17-21	.810	4-34-38	28	18	6	13	8	106
18-057	@ ORLANDO	38-86	.442	11-29	.379	12-12	1.000	11-29-40	22	22	6	13	3	98
12/27	DALLAS	41-84	.488	11-23	.478	10-11	.909	8-37-43	29	20	7	14	2	103
18-203	@ OKLAHOMA CITY	34-81	.420	8-17	.353	19-23	.826	8-31-38	20	14	9	11	8	93
12/28	@ DALLAS	31-76	.413	5-22	.227	9-12	.750	11-24-35	19	17	6	18	6	78
20-027	TORONTO	33-88	.478	2-10	.508	16-22	.727	18-32-42	20	14	9	20	5	84
12/30	@ DALLAS	35-82	.427	18-23	.435	13-15	.867	4-31-36	24	22	8	10	5	83
20-604	SAN ANTONIO	35-76	.461	11-28	.393	18-23	.783	7-43-50	15	18	2	14	3	99



MEDIA GUIDE 2011-12

- STAFF
- ROSTER
- PLAYERS
- NEWS
- HISTORY
- RECORDS
- PLAYOFFS
- OPPONENTS
- COMMUNITY
- MEDIA

GAME-BY-GAME.COM

DATE	GAME	FG-A	PCT	3FG-A	PCT	FT-A	PCT	OR-DR-REB	AST	PF	ST	TO	BS	PTS
1/1	DALLAS	30-80	.375	9-32	.281	16-22	.727	6-26-31	16	23	12	12	2	87
12.194	@ MILWAUKEE	38-77	.494	4-16	.250	18-25	.720	8-43-61	24	18	4	17	4	99
1/2	DALLAS	40-83	.482	10-27	.370	14-22	.636	11-28-37	28	13	7	18	8	104
20.562	@ CLEVELAND	41-81	.506	5-17	.294	8-13	.615	9-25-34	25	23	6	15	2	95
1/4	@ DALLAS	33-77	.429	8-22	.364	10-13	.769	12-34-48	22	18	3	14	2	84
19.514	PORTLAND	33-79	.418	4-16	.250	1-7	.143	14-32-46	17	17	5	9	3	81
1/6	@ DALLAS	37-79	.468	8-20	.400	15-20	.750	12-35-47	18	17	4	16	2	86
20.282	OKLAHOMA CITY	39-83	.470	4-15	.267	17-26	.654	16-29-45	23	18	13	10	1	88
1/8	@ DALLAS	41-78	.526	12-28	.429	13-17	.765	8-28-34	28	20	8	17	4	107
20.178	ORLANDO	42-81	.519	14-32	.438	19-26	.731	10-28-38	27	17	10	14	5	117
1/12	DALLAS	33-80	.413	8-22	.364	14-19	.737	11-38-41	21	17	4	12	8	89
1-204	@ INDIANA	37-83	.446	8-24	.333	20-22	.909	12-34-46	19	8	8	8	2	102
1/14	DALLAS	38-83	.458	8-13	.615	11-18	.611	8-31-38	17	24	5	8	4	89
18.581	@ SAN ANTONIO	36-80	.450	8-16	.500	23-29	.793	14-38-52	21	18	4	12	3	101
1/15	DALLAS	24-74	.324	8-31	.258	18-23	.783	9-29-38	13	18	7	14	3	70
15.812	@ MEMPHIS	36-78	.462	3-12	.250	14-15	.933	7-35-42	28	21	8	13	7	89
1/17	DALLAS	34-73	.466	8-25	.320	12-17	.706	10-21-31	28	20	3	18	2	89
12.680	@ DETROIT	42-73	.575	4-12	.333	15-19	.789	9-24-33	24	18	8	11	2	103
1/19	@ DALLAS	44-80	.550	12-28	.429	9-13	.692	7-28-35	27	11	4	8	2	108
20.385	L.A. LAKERS	44-81	.543	8-16	.500	8-7	.857	8-27-35	28	12	3	10	4	100
1/20	DALLAS	28-73	.384	7-22	.318	18-22	.818	9-32-41	18	17	5	15	8	77
21.387	@ CHICAGO	31-84	.369	7-18	.389	13-18	.722	17-34-51	16	22	8	14	7	82
1/22	DALLAS	28-76	.369	8-21	.381	27-29	.931	11-28-38	18	24	11	14	0	87
14.051	@ NEW JERSEY	32-72	.444	5-15	.333	17-21	.810	6-33-38	23	25	4	17	5	88
1/25	@ DALLAS	37-74	.500	10-24	.417	26-30	.867	11-19-30	18	24	5	14	4	112
20.335	L.A. CLIPPERS	39-70	.557	10-28	.500	17-28	.607	11-23-34	22	22	8	23	2	106
1/27	@ DALLAS	41-82	.500	8-16	.500	23-25	.920	7-33-40	25	24	8	9	4	111
20.086	HOUSTON	38-84	.452	8-22	.364	20-25	.800	11-31-42	16	21	8	14	4	106
1/29	@ DALLAS	38-73	.521	8-21	.381	22-27	.815	8-33-41	28	17	8	13	4	102
20.308	ATLANTA	35-78	.449	4-20	.200	17-22	.773	9-28-38	26	22	8	12	2	81
1/31	@ DALLAS	34-71	.479	8-22	.364	25-37	.676	13-37-50	27	21	2	14	4	102
18.724	WASHINGTON	34-88	.386	5-14	.357	19-31	.613	14-31-45	18	30	7	7	8	82
2/2	DALLAS	42-84	.500	11-25	.440	18-21	.857	10-44-54	24	18	3	18	4	113
18.783	@ NEW YORK	37-88	.420	8-23	.344	17-28	.607	5-28-34	28	14	12	8	8	87
2/4	DALLAS	39-78	.499	8-17	.471	15-17	.882	10-23-33	22	18	5	15	3	101
16.824	@ BOSTON	40-78	.513	8-17	.471	11-16	.688	10-24-34	21	18	7	15	8	87
2/5	DALLAS	40-88	.455	7-22	.318	14-17	.824	14-38-44	28	28	3	10	14	101
17.743	@ CHARLOTTE	33-88	.375	5-21	.238	21-24	.875	15-25-40	16	17	8	9	8	82
2/7	@ DALLAS	34-83	.410	7-22	.318	24-27	.889	16-35-51	21	18	8	18	3	89
19.876	CLEVELAND	40-81	.494	3-14	.214	13-17	.765	12-31-43	18	20	8	11	5	88
2/9	DALLAS	38-81	.469	8-25	.320	17-22	.773	9-30-38	22	21	2	12	5	102
12.310	@ SACRAMENTO	39-83	.470	3-13	.231	19-23	.826	12-36-48	19	23	7	11	1	100
2/10	DALLAS	45-84	.536	11-25	.440	18-25	.720	11-28-38	21	18	8	11	3	120
16.273	@ DENVER	44-84	.524	15-31	.484	18-24	.750	10-28-38	25	25	8	12	5	121
2/12	DALLAS	43-78	.551	8-15	.533	12-15	.800	9-33-42	28	13	8	15	4	108
17.009	@ HOUSTON	38-86	.442	11-28	.393	13-17	.765	16-22-38	21	22	18	7	2	102
2/18	@ DALLAS	50-80	.625	13-28	.500	3-6	.500	10-25-35	34	28	11	21	8	118
20.420	SACRAMENTO	35-71	.493	4-8	.500	28-34	.765	12-28-40	24	14	15	28	4	100
2/17	DALLAS	43-82	.524	10-27	.370	18-23	.783	5-34-38	28	20	8	12	4	112
17.903	@ PHOENIX	42-83	.506	5-19	.263	17-22	.773	9-34-43	24	22	5	13	4	106
2/23	@ DALLAS	44-78	.579	10-20	.500	20-28	.714	11-32-43	38	25	7	18	2	118
20.378	UTAH	35-77	.455	4-18	.222	25-31	.806	10-23-33	18	22	14	20	1	88
2/28	DALLAS	39-81	.481	8-17	.471	21-31	.677	8-43-51	28	15	4	13	3	105
19.283	@ WASHINGTON	44-85	.518	5-14	.357	8-16	.500	11-37-48	17	22	7	18	3	98
2/27	DALLAS	45-83	.543	8-24	.333	18-22	.818	11-29-40	28	11	4	8	3	114
16.827	@ TORONTO	41-84	.488	5-14	.357	9-12	.750	10-29-39	28	22	8	13	8	86
3/1	DALLAS	41-77	.532	8-18	.444	13-24	.542	5-38-43	28	18	5	15	2	101
13.509	@ PHILADELPHIA	36-81	.444	7-19	.368	14-24	.583	7-29-35	28	22	8	12	8	93
3/4	@ DALLAS	41-78	.530	7-18	.389	27-34	.794	14-27-41	28	21	8	16	4	118
20.385	INDIANA	38-78	.487	9-19	.474	23-28	.821	8-25-31	18	23	11	18	8	108
3/8	@ DALLAS	37-73	.507	10-21	.476	18-23	.783	8-29-37	21	23	8	15	8	103
20.102	MEMPHIS	41-87	.471	3-15	.200	19-24	.792	15-27-42	24	21	18	11	2	104



GAME-BY-GAME LOG

DATE	GAME	FG-A	PCT	3FG-A	PCT	FT-A	PCT	OR-DR-REB	AST	PF	ST	TO	BS	PTS
3/7	DALLAS	38-84	.452	12-35	.343	20-22	.909	12-32-44	29	19	11	18	4	108
13,288	@ MINNESOTA	39-88	.443	11-23	.478	16-26	.615	16-29-45	23	21	8	16	4	105
3/9	DALLAS	31-89	.449	8-21	.280	24-32	.750	4-27-31	22	23	4	11	5	92
14,472	@ NEW ORLEANS	34-78	.436	4-12	.333	21-29	.724	9-35-44	13	27	5	9	3	93
3/10	@ DALLAS	48-94	.511	11-24	.458	26-24	.933	17-30-47	26	25	9	12	5	127
20,517	NEW YORK	34-80	.425	8-18	.333	35-37	.946	11-25-32	19	22	6	12	6	109
3/12	@ DALLAS	37-86	.430	4-16	.250	13-15	.867	15-33-48	21	20	8	13	8	81
20,619	L.A. LAKERS	37-83	.446	5-13	.385	17-27	.630	12-31-43	20	17	7	8	2	86
3/15	DALLAS	40-87	.507	8-21	.420	12-13	.923	8-27-33	30	17	5	15	4	101
20,631	@ PORTLAND	40-85	.471	5-14	.420	18-23	.783	15-19-34	19	15	8	7	5	104
3/16	DALLAS	40-77	.519	8-19	.421	24-27	.889	18-31-41	28	18	8	14	1	112
19,596	@ GOLDEN STATE	42-82	.512	9-24	.375	13-19	.684	7-24-31	24	8	12	13	3	105
3/18	@ DALLAS	36-73	.493	8-23	.281	13-17	.765	7-34-41	28	21	3	19	5	81
20,614	SAN ANTONIO	36-83	.434	7-17	.412	18-19	.947	9-27-38	15	22	14	13	8	87
3/20	@ DALLAS	34-78	.438	12-33	.364	21-25	.840	11-48-51	24	22	18	18	3	101
20,324	GOLDEN STATE	27-77	.351	5-20	.250	14-28	.700	6-33-38	16	19	7	18	4	73
3/24	@ DALLAS	42-85	.484	8-27	.296	12-15	.800	18-33-43	31	17	10	18	8	104
20,286	MINNESOTA	39-80	.488	8-18	.444	10-12	.833	7-31-38	21	18	5	18	3	86
3/26	DALLAS	38-88	.465	8-19	.421	28-32	.873	5-35-48	29	28	8	18	8	94
18,648	@ UTAH	32-76	.421	3-12	.250	10-17	.588	9-33-31	18	25	7	19	6	77
3/27	DALLAS	32-84	.381	18-28	.385	17-21	.810	18-31-47	28	18	8	15	3	81
17,314	@ PHOENIX	34-80	.425	1-18	.053	14-23	.609	12-34-46	22	22	8	18	8	83
3/30	DALLAS	41-85	.482	8-21	.420	15-28	.577	8-25-31	38	19	11	11	5	108
18,080	@ L.A. CLIPPERS	35-75	.467	5-24	.208	25-31	.806	11-36-47	22	21	5	18	5	100
3/31	DALLAS	30-83	.361	8-25	.320	18-23	.783	11-38-47	18	27	3	13	4	82
18,997	@ L.A. LAKERS	38-85	.447	6-18	.375	28-38	.718	12-48-52	23	18	8	7	3	110
4/2	DALLAS	37-80	.411	5-25	.200	13-28	.464	11-32-43	25	21	5	14	4	82
18,128	@ GOLDEN STATE	35-78	.449	7-21	.333	22-24	.917	7-36-43	22	21	4	14	5	89
4/3	DALLAS	34-70	.486	8-24	.375	18-25	.720	5-28-33	21	21	5	13	2	88
20,534	@ PORTLAND	38-73	.521	5-15	.333	21-25	.840	4-28-32	28	20	19	11	8	104
4/8	@ DALLAS	38-80	.475	5-22	.227	13-28	.464	15-30-45	28	18	8	17	8	88
20,364	DENVER	41-88	.477	8-23	.348	14-18	.778	12-28-40	23	17	8	14	4	104
4/8	@ DALLAS	43-85	.506	4-15	.267	17-28	.607	15-27-42	25	18	13	18	4	107
20,382	L.A. CLIPPERS	38-78	.500	5-18	.333	14-28	.700	9-27-38	22	23	12	22	8	88
4/10	@ DALLAS	45-88	.500	11-27	.407	14-18	.778	18-33-51	28	23	7	14	4	115
20,355	PHOENIX	35-82	.427	2-20	.100	18-33	.545	14-23-37	19	18	5	14	1	80
4/11	DALLAS	38-83	.458	4-17	.236	18-28	.643	6-43-48	21	28	8	28	5	88
14,898	@ HOUSTON	35-88	.396	8-27	.296	13-16	.813	17-35-52	24	18	11	17	1	81
4/13	@ DALLAS	40-73	.548	13-28	.464	28-34	.824	6-36-42	32	17	7	14	1	121
20,388	NEW ORLEANS	34-78	.438	8-14	.420	15-17	.882	5-30-35	23	28	7	14	1	89



SELENE JONES

DALLAS' RECORD WHEN...

Table with 4 columns: Overall, Home, Road, and various performance categories like 'Outrebounding opponent', 'Shooting better than opponent', etc.

NUMBER OF TIMES RECORDING...

Table with 9 columns: Pts, Reb, Ast, Blk, Stl and player names like Ajinca, Barco, Beaubois, Brewer, Butler, Cardinal, Chandler, Haywood, Jones, Kidd, Mahami, Marion, Navak, Nowitzki, Pavlovic, Stojakovic, Stevenson, Terry.

NUMBER OF TIMES LEADING TEAM IN... (INCLUDES TIES)

Table with 7 columns: Pts, Reb, Ast, Blk, Stl, Min and player names like Ajinca, Barco, Beaubois, Brewer, Butler, Cardinal, Chandler, Haywood, Jones, Kidd, Mahami, Marion, Navak, Nowitzki, Pavlovic, Stojakovic, Stevenson, Terry.

STARTING LINEUPS

Table with 6 columns: Forward, Forward, Center, Guard, Guard, Record. Lists starting lineups for various games.

GAMES MISSED

Table with 4 columns: Name, Injury/Illness/Suspension, Dates Out, Games Missed. Lists players and their missed games.



TOP 20 REBOUNDERS

DATE	OPP	W/L	GM	ST	DALLAS					OPPONENTS					TOTAL							
					2ND	1ST HALF	3RD	4TH	2ND HALF	1ST OT	2ND OT	1ST	2ND	1ST HALF		3RD	4TH	2ND HALF	1ST OT	2ND OT		
27-OCT	CHA	H	W	1-0	25	24	48	31	21	52	-	-	101	21	24	46	22	19	41	-	-	86
29-OCT	MEM	H	L	1-1	29	21	50	25	15	40	-	-	90	24	17	41	26	22	50	-	-	91
31-OCT	LAC	A	W	2-1	27	22	48	20	21	50	-	-	98	23	24	47	19	17	38	-	-	83
3-NOV	DEN	A	W	3-1	23	27	50	34	18	52	-	-	102	27	25	52	20	21	49	-	-	101
6-NOV	DEN	H	L	3-2	24	28	52	27	13	40	-	-	92	26	27	53	26	24	50	-	-	103
8-NOV	BOS	H	W	4-2	23	27	50	20	19	39	-	-	89	19	21	40	29	18	47	-	-	87
10-NOV	MEM	A	W	5-2	27	28	55	31	20	51	-	-	106	21	29	50	19	22	41	-	-	91
12-NOV	PHI	H	W	6-2	31	24	55	23	21	44	-	-	99	22	26	48	27	15	42	-	-	90
15-NOV	IND	H	W	7-2	27	20	47	22	29	51	-	-	98	24	28	52	24	19	43	-	-	95
17-NOV	IND	A	L	7-3	31	21	52	17	29	46	-	-	97	23	19	42	33	24	57	-	-	98
18-NOV	CIN	H	L	7-4	13	22	35	24	24	48	-	-	83	18	20	38	17	32	48	-	-	88
20-NOV	ATL	A	W	8-4	28	27	55	22	21	43	-	-	98	25	18	43	26	25	50	-	-	93
23-NOV	DET	H	W	9-4	24	14	38	18	32	50	-	-	88	17	25	42	19	23	42	-	-	84
24-NOV	OKC	A	W	10-4	24	31	55	29	36	58	-	-	111	27	29	56	25	22	47	-	-	103
26-NOV	SA	A	W	11-4	27	22	48	22	32	54	-	-	103	29	22	51	22	21	43	-	-	94
27-NOV	MIA	H	W	12-4	26	25	51	31	24	55	-	-	106	26	23	49	17	29	48	-	-	95
29-NOV	IND	H	W	13-4	25	27	52	31	18	49	-	-	101	28	19	45	26	20	46	-	-	81
1-DEC	MIN	H	W	14-4	29	26	55	29	17	45	-	-	100	20	23	43	21	22	43	-	-	86
3-DEC	UTA	A	W	15-4	23	18	38	27	27	54	-	-	83	28	23	43	19	19	38	-	-	81
4-DEC	SAC	A	W	16-4	28	26	54	26	25	51	-	-	105	37	18	55	25	23	48	-	-	103
7-DEC	GS	H	W	17-4	27	23	50	21	34	55	-	-	105	28	22	48	24	28	52	-	-	100
9-DEC	NJ	H	W	18-4	30	25	55	24	23	47	-	-	102	19	21	48	29	20	49	-	-	89
11-DEC	UTA	H	W	19-4	34	28	54	27	22	48	-	-	103	19	23	42	28	27	55	-	-	87
13-DEC	MIL	H	L	19-5	25	27	52	22	25	47	-	-	99	15	28	43	32	28	80	-	-	103
16-DEC	POR	H	W	20-5	17	34	51	27	25	52	-	-	103	14	25	39	29	30	59	-	-	91
17-DEC	PHO	H	W	21-5	22	32	54	26	26	52	-	-	105	25	17	42	17	32	49	-	-	88
20-DEC	MIA	A	W	22-5	23	29	43	22	33	55	-	-	98	22	22	44	24	28	52	-	-	98
21-DEC	ORL	A	W	23-5	27	22	48	27	29	56	-	-	105	21	24	45	27	27	54	-	-	93
27-DEC	OKC	A	W	24-6	34	22	58	23	24	47	-	-	103	28	27	58	25	12	37	-	-	89
28-DEC	TOR	H	L	24-9	13	27	40	19	17	36	-	-	78	23	23	48	18	20	38	-	-	84
30-DEC	SA	H	L	24-7	27	19	48	18	29	47	-	-	93	29	24	53	18	28	46	-	-	99
1 JAN	MIL	A	L	24-8	18	32	50	21	18	37	-	-	87	25	27	52	21	28	47	-	-	99
2-JAN	CLE	A	W	25-8	27	26	55	24	25	49	-	-	104	25	22	47	22	28	48	-	-	85
4-JAN	POR	H	W	26-8	24	19	43	19	22	41	-	-	84	24	16	40	20	21	41	-	-	81
6-JAN	OKC	H	L	26-9	30	25	55	15	25	40	-	-	95	23	28	51	22	28	48	-	-	98
8-JAN	ORL	H	L	26-10	28	29	57	24	26	50	-	-	107	19	32	51	29	37	88	-	-	117
12-JAN	IND	A	L	26-11	26	28	52	17	28	37	-	-	89	25	27	52	25	25	50	-	-	102
14-JAN	SA	A	L	26-12	19	23	42	19	28	47	-	-	88	27	30	57	29	16	44	-	-	101
15-JAN	MEM	A	L	26-13	19	17	36	12	22	34	-	-	70	31	15	46	21	22	43	-	-	89
17-JAN	DET	A	L	26-14	19	19	37	25	27	52	-	-	89	21	20	41	34	28	62	-	-	103
19-JAN	LAL	H	W	27-14	23	29	52	35	27	57	-	-	109	31	25	58	17	27	44	-	-	100
20-JAN	CHI	A	L	27-15	26	15	35	25	17	42	-	-	77	19	25	44	12	28	38	-	-	82
22-JAN	NJ	A	W	28-15	22	28	48	20	19	39	-	-	87	28	19	45	23	18	41	-	-	86
25-JAN	LAC	H	W	29-15	25	29	54	27	31	59	-	-	112	33	29	62	16	27	43	-	-	105
27-JAN	HOU	H	W	30-15	33	31	64	24	23	47	-	-	111	15	32	47	34	25	58	-	-	106
29-JAN	ATL	H	W	31-15	28	24	52	25	25	50	-	-	102	24	25	49	29	13	42	-	-	91
31-JAN	WAS	H	W	32-15	21	29	59	24	28	52	-	-	102	25	24	49	19	24	43	-	-	82
4-FEB	NY	A	W	33-15	27	29	56	30	27	57	-	-	113	34	18	52	21	24	45	-	-	89
5-FEB	BOS	A	W	34-15	34	20	54	23	24	47	-	-	101	27	24	51	28	20	46	-	-	97
5-FEB	CHA	A	W	35-15	31	24	55	27	19	46	-	-	101	22	23	45	21	28	47	-	-	92
7-FEB	CLE	H	W	36-15	29	30	59	18	22	49	-	-	98	29	21	48	24	23	47	-	-	96
9-FEB	SAC	A	W	37-15	20	38	58	18	28	48	-	-	102	28	19	47	28	27	53	-	-	100
10-FEB	DEN	A	L	37-16	19	30	59	34	28	62	-	-	129	33	28	58	28	33	62	-	-	121
12-FEB	HOU	A	W	38-16	23	34	57	26	23	48	-	-	106	25	19	44	23	35	58	-	-	102
16-FEB	SAC	H	W	39-16	25	36	61	35	28	55	-	-	115	25	23	48	28	24	52	-	-	109
17-FEB	PHO	A	W	40-16	28	28	54	31	27	58	-	-	112	25	26	51	29	28	56	-	-	108
23-FEB	UTA	H	W	41-16	23	36	60	29	30	59	-	-	118	26	29	56	22	22	44	-	-	99
26-FEB	WAS	A	W	42-16	23	36	59	19	27	48	-	-	105	22	27	49	23	27	50	-	-	98
27-FEB	TOR	A	W	43-16	24	28	50	25	38	54	-	-	114	39	27	57	15	24	39	-	-	98
1-MAR	PHI	A	W	44-16	23	28	51	28	22	50	-	-	101	22	22	44	33	18	49	-	-	93
4-MAR	IND	H	W	45-16	35	33	68	22	26	48	-	-	118	33	24	57	24	27	51	-	-	109
6-MAR	MEM	H	L	45-17	27	28	55	23	25	48	-	-	103	21	17	38	41	25	88	-	-	104
7-MAR	MIN	A	W	48-17	22	28	48	25	35	68	-	-	108	30	20	58	30	25	56	-	-	106
9-MAR	NO	A	L	46-18	16	30	46	24	22	46	-	-	82	16	27	43	17	33	50	-	-	83
10-MAR	NY	H	W	47-18	31	41	72	27	29	66	-	-	127	21	30	61	24	24	58	-	-	109
12-MAR	LAL	H	L	47-19	21	23	44	21	26	47	-	-	91	22	28	59	23	23	48	-	-	96
15-MAR	POR	A	L	47-20	32	24	58	24	21	45	-	-	101	29	24	53	29	22	51	-	-	104
16-MAR	GS	A	W	48-20	25	28	53	29	31	69	-	-	112	34	25	59	22	25	47	-	-	106
18-MAR	SA	H	L	48-21	26	25	45	21	25	46	-	-	81	30	20	50	23	24	47	-	-	87
20-MAR	GS	H	W	49-21	31	20	51	25	25	58	-	-	101	20	43	29	10	30	48	-	-	73
24-MAR	MIN	H	W	50-21	17	32	49	27	28	55	-	-	104	23	24	47	25	24	49	-	-	96
26-MAR	UTA	A	W	51-21	20	23	43	15	36	51	-	-	94	22	25	47	13	17	38	-	-	87
27-MAR	PHO	A	W	52-21	17	27	44	21	26	47	-	-	91	26	23	48	18	18	34	-	-	83
30-MAR	LAC	A	W	53-21	23	25	48	27	31	58	-	-	105	28	18	46	24	30	54	-	-	100
31-MAR	LAL	A	L	53-22	26	25	51	19	12	31	-	-	82	28	26	54	28	28	58	-	-	110



EASTERN CONFERENCE

ATLANTIC DIVISION

Table with columns: W, L, PCT, GB, HOME, ROAD, LAST 10, STREAK. Rows: Boston, New York, Philadelphia, New Jersey, Toronto.

CENTRAL DIVISION

Table with columns: W, L, PCT, GB, HOME, ROAD, LAST 10, STREAK. Rows: Chicago, Indiana, Milwaukee, Detroit, Cleveland.

SOUTHEAST DIVISION

Table with columns: W, L, PCT, GB, HOME, ROAD, LAST 10, STREAK. Rows: Miami, Orlando, Atlanta, Charlotte, Washington.

WESTERN CONFERENCE

SOUTHWEST DIVISION

Table with columns: W, L, PCT, GB, HOME, ROAD, LAST 10, STREAK. Rows: San Antonio, Dallas, New Orleans, Memphis, Houston.

NORTHWEST DIVISION

Table with columns: W, L, PCT, GB, HOME, ROAD, LAST 10, STREAK. Rows: Oklahoma City, Denver, Portland, Utah, Minnesota.

PACIFIC DIVISION

Table with columns: W, L, PCT, GB, HOME, ROAD, LAST 10, STREAK. Rows: L.A. Lakers, Phoenix, Golden State, L.A. Clippers, Sacramento.

League-wide record table with columns for each team (ATL, BOS, CHI, CLE, DAL, DEN, DET, GS, HOU, IND, LAL, MEM, MIL, MIN, NO, NY, ORL, PHO, POR, SAC, TOR, UTA, WAS) and columns for W, L, PCT.

ATLANTIC DIVISION

Head-to-head record table for the Atlantic Division.

CENTRAL DIVISION

Head-to-head record table for the Central Division.

SOUTHEAST DIVISION

Head-to-head record table for the Southeast Division.

SOUTHWEST DIVISION

Head-to-head record table for the Southwest Division.

NORTHWEST DIVISION

Head-to-head record table for the Northwest Division.

PACIFIC DIVISION

Head-to-head record table for the Pacific Division.

SCORING	G	FG	FT	PTS	AVG
Durant, OKC.	78	711	584	2161	27.7
James, Min.	79	758	583	2111	26.7
Anthony, Den. N.Y.	77	684	507	1970	25.6
Wade, Mia.	76	692	494	1841	25.5
Bryant, LA-L	82	740	483	2078	25.3
Stoudemire, N.Y.	78	744	473	197	25.3
Rose, Chi.	81	711	476	2026	25.0
Blas, G.S.	86	728	340	1829	24.1
Martin, Hou.	80	653	594	1876	23.5
I.O. Novotick, Del.	73	616	395	1681	23.0
Hawkins, Del.	78	619	546	1784	22.9
Orlino, LA-C	82	696	446	1845	22.5
Westbrook, OKC.	82	614	531	1793	21.9
Alford, Por.	81	707	357	1769	21.6
Bateman, Tor.	86	625	287	1414	21.4
Granger, Ind.	79	635	395	1822	20.5
Lopez, N.J.	82	644	386	1873	20.4
Love, Min.	73	482	424	1478	20.2
Randolph, Mem.	76	588	380	1604	20.1
Beasley, Min.	73	561	219	1401	19.2
Pierce, Bos.	80	607	386	1511	18.9
West, N.O.	70	528	264	1322	18.9
Gasol, LA-L	82	693	354	1541	18.8
Bosh, Mia.	77	524	384	1438	18.7
Jefferson, Utah	82	654	220	1528	18.6
Derry, G.S.	74	505	212	1373	18.6
Scout, Hou.	74	589	214	1362	18.3
Jrunic, Atl.	72	514	185	1312	18.2
Parke, S.A.	78	565	233	1368	17.5
Demp, Chi.	82	531	253	1430	17.4
Greenlee, S.A.	80	441	367	1393	17.4
Mitchell, Utah	78	525	258	1315	17.3
DeRozar, Tor.	82	538	327	1410	17.2
Bilups, Den. N.Y.	72	338	384	1208	16.8
Smith, Atl.	77	487	228	1274	16.5
Allen, Bos.	80	480	183	1321	16.5
Lee, P.S.	73	498	218	1203	16.5
D. Wright, T.S.	82	495	180	1344	16.4
Martinez, Por.	82	440	288	1300	15.9
Paul, N.O.	80	430	337	1268	15.9

REBOUNDS PER GAME	G	OFF	DEF	TOT	AVG
Love, Min.	73	330	782	1112	15.2
Morant, Del.	76	389	788	1098	14.1
Randolph, Mem.	75	326	588	914	12.2
Griffin, LA-C	82	270	719	989	12.1
Humphries, N.J.	74	225	548	771	10.4
Gasol, LA-L	82	268	568	836	10.2
Lee, G.S.	73	217	497	714	9.8
Jefferson, Utah	82	235	558	794	9.7
Okada, N.O.	72	230	454	684	9.5
I.O. Chamber, Del.	74	296	486	682	9.4
Horford, Atl.	77	182	536	718	9.3
Dumars, S.A.	76	169	509	678	8.9
Carmen, Bos.	71	83	548	631	8.9
Average, Por.	81	278	431	709	8.8
Nickson, Chi.	80	217	478	695	8.7
Odum, LA-L	82	175	535	710	8.7
Crosson, Sac.	81	217	482	699	8.6
Smith, Atl.	77	134	523	657	8.5
Brand, Fla.	81	237	438	676	8.3
Bash, Min.	77	141	508	641	8.3
Gaeremert, Sac.	80	212	445	657	8.2
Scout, Hou.	74	147	458	608	8.2
Stoudemire, N.Y.	78	188	438	626	8.2
Hayes, Hou.	74	218	388	606	8.1
McLain, Was.	79	223	411	634	8.0
Wallace, Chi. Pac.	71	111	458	569	8.0
Garret, Del.-Fla.	80	148	483	631	7.9
Millsap, Utah	76	184	415	579	7.6
Moss, Den.	75	146	428	571	7.6
Woka, OKC.	82	214	408	622	7.6
West, N.O.	70	155	374	529	7.6
Hibbert, Ind.	81	182	428	610	7.5
Moore, Del.	80	248	353	601	7.5
James, Min.	79	80	518	598	7.5
Anthony, Den.-N.Y.	77	118	446	563	7.3
Jordan, LA-C	80	207	388	575	7.2
37. Novotick, Del.	73	50	483	513	7.0
Gasol, Mem.	81	154	415	569	7.0
Blas, S.A.	81	215	368	585	7.0
40. Maron, Del.	80	188	393	561	6.9

ASSISTS PER GAME	G	AST	AVG
Mash, Fla.	76	856	11.4
Rondo, Bos.	88	780	11.2
D. Williams, Utah-N.J.	65	667	10.3
Paul, N.O.	80	782	9.8
Calderon, Tor.	88	606	8.9
Falton, N.Y.-Den.	75	625	8.3
Wain, Was.	69	574	8.3
B. Kidd, Del.	80	656	8.2
Westbrook, OKC.	82	670	8.2
Rose, Chi.	81	623	7.7
Haris, N.J. Utah	71	583	7.1
James, Mia.	79	554	7.0
Miller, Por.	81	566	7.0
Jewry, Hou.	75	580	6.7
Parke, S.A.	78	513	6.6
Carmen, Mem.	81	628	6.5
Holiday, Fla.	82	531	6.5
Ignatius, Fla.	67	422	6.3
Augustin, Chi.	82	488	6.1
Nelson, Del.	78	468	6.0
Curry, G.S.	74	432	5.8
Ellis, G.S.	80	458	5.8
Rolando, Min.	71	384	5.4
Gilmore, Den.-N.Y.	72	387	5.4
Sessions, Cle.	81	419	5.2
Stuckey, Del.	70	381	5.2
Collison, Ind.	79	403	5.1
Fornat, N.J.	73	388	5.0
Gonzalez, S.A.	80	393	4.9
Urick, Sac.	79	385	4.9
Bryant, LA-L	82	388	4.7
Lawson, Den.	80	377	4.7
Johnson, Atl.	72	338	4.7
Wade, Mia.	76	348	4.6
Tekotte, Fla.-Del.	81	343	4.2
Diew, Chi.	82	337	4.1
37. Terry, Del.	82	334	4.1
Hinrich, Was.-Atl.	72	288	4.0
Aronas, Was.-Del.	78	274	3.8
40. Baran, Del.	81	317	3.8



INDIVIDUAL LEADERS (CONT.)

FIELDGOAL PCT	FG	FGA	PCT	3-PTFG PCT	3FG	3GA	PCT	FREETHROW PCT	FT	FTA	PCT
Nease, Den.	482	864	.815	Boman, S.A.	185	238	.657	Curry, G.S.	212	227	.934
Howard, Del.	619	1044	.583	Allen, Den.	188	378	.444	Gillette, Den.-N.Y.	384	418	.916
Okafor, N.C.	308	524	.573	Curry, G.S.	151	342	.442	Rush, Fla.	227	248	.912
Gortat, Cal. -Phi.	338	683	.561	Galante, Min.	81	184	.440	Augustin, Cal.	288	297	.966
Harford, Ad.	513	821	.567	Jellicum, S.A.	135	307	.440	Weeks, Phi.	152	170	.894
McNamee, Del.	303	550	.551	Bibby, Ad.-Wes. Min.	153	348	.440	Foye, LA-C	133	148	.893
McGee, Was.	332	604	.550	Jones, Ma.	23	287	.429	7. Nowitzki, Dal.	395	443	.892
Ukela, OKC.	335	617	.543	Alkins, Den.	185	248	.423	Martin, Min.	584	668	.868
Young, Phi.	458	847	.541	Williams, G.S.	182	241	.423	Allen, Den.	183	218	.881
Milosevic, Utah	525	888	.531	Martinez, N.J.	110	260	.423	Brewer, OKC.	584	675	.860
Odum, LA-L	473	883	.530	Coak, OKC.	65	154	.422	Paul, N.B.	337	384	.878
Gasol, LA-L	583	1128	.529	12. Stojakovic, All. Ind.	57	135	.419	Grubbs, S.A.	357	410	.871
Garnett, Bos.	434	822	.528	Reed, S.A.	128	308	.418	Collins, Ind.	282	232	.871
Garza, Minn.	364	681	.527	Love, Min.	88	211	.417	Stockley, Del.	338	381	.868
Neumier, N.J.	387	683	.527	Rush, Ind.	83	223	.417	Udoh, Sac.	187	228	.864
16. Mianon, Dal.	434	834	.520	Webster, Min.	55	132	.417	Fernandez, Por.	125	148	.863
Perber, S.A.	555	1088	.518	Karvas, Cal.	128	288	.415	Hill, S.A.	233	270	.883
18. Nowitzki, Dal.	619	1178	.517	Dodley, Fla.	185	253	.415	Gallinari, N.Y.-Den.	337	381	.882
Boas, Del.	332	645	.515	Bainwell, N.D.	134	324	.414	Garnett, Bos.	187	217	.882
Brand, Fla.	502	961	.512	Tortorella, Fla.-Cal.	127	318	.410	Pierce, Bos.	388	448	.868
James, Min.	758	1485	.518	Lee, Min.	71	174	.408	Bass, Chi.	478	558	.868
Boozot, Chi.	431	845	.510	Mathews, Por.	154	378	.407	Ja. Crawford, Ad.	222	288	.854
West, N.D.	528	1040	.508	Rademovic, G.S.	78	173	.466	Williams, Cal.-LA-C	151	177	.853
Lee, G.S.	488	978	.507	Lawson, Den.	88	171	.404	Miller, Por.	248	282	.853
Erffm, LA-C	888	1378	.508	Gilson, Cal.	118	283	.403	Jack, Tex.-N.D.	182	214	.858
Scott, Hou.	588	1128	.504	Gordon, Del.	187	288	.402	125. Jerry, Del.	182	214	.858
Randolph, Mem.	588	1188	.503	Gillette, Bos.-N.Y.	148	383	.402	Gordon, Del.	138	188	.868
Lawson, Den.	348	688	.503	Dunbar, Ind.	182	254	.402	Love, Min.	424	488	.858
Landry, Sac.-N.D.	345	687	.502	Days, Del.	88	172	.401	R. Hamilton, Del.	148	172	.848
Stoudemire, N.Y.	744	1482	.502	Sho. Williams, N.Y.	85	212	.401	Granger, Ind.	385	488	.848
Duncan, S.A.	418	838	.500	Wilson, Del.	118	287	.401	31. Bama, Del.	138	167	.847
Jdrian, Sac.	412	824	.500	Henrich, Was.-Ad.	75	188	.398	Almal, Den.	138	163	.847
Vlade, Ma.	882	1384	.500	Radick, Del.	87	218	.397	Williams, Ad.	147	174	.846
Andriju, Por.	707	1415	.500	Weeks, Phi.	138	348	.397	O. Williams, Utah-N.	348	412	.845
Affino, Den.	312	627	.498	Fisher, LA-L	83	198	.398	Mathews, Por.	288	315	.844
Ariza, Mem.	318	624	.487	Gay, Mem.	57	144	.398	Harden, OKC.	288	343	.843
Pierce, Bos.	587	1021	.487	Rush, Fla.	81	205	.395	Westbrook, OKC.	531	631	.842
Book, Min.	524	1058	.486	J. Richardson, Phi.-.	188	478	.395	Batson, Por.	138	184	.841
Jefferson, Utah	854	1818	.488	Anderson, Cal.	134	341	.388	Anthony, Den.-N.Y.	587	685	.838
Bojrt, Mil.	387	742	.486	88. Nowitzki, Dal.	88	188	.383	Moggiolo, Mil.	271	325	.834



NEW LEADERS (CONT.)

STEALS PER GAME	G	STL	AVG
Paul, H.O.	80	188	2.35
Rondo, Bos.	68	163	2.26
Elias, G.S.	80	168	2.10
Westbrook, OKC.	82	155	1.89
Allen, Mem.	72	129	1.79
Conley, Mem.	81	144	1.76
T. Kidd, Dal.	83	134	1.68
Felton, N.Y. Den.	75	125	1.67
Ariza, H.O.	75	120	1.60
Jones, Mia.	78	124	1.57
Ginobili, S.A.	80	123	1.54
Antetok. A-L	82	124	1.51
C. Wright, G.S.	82	124	1.51
Wallace, Cha. Por.	71	105	1.48
Curry, G.S.	74	109	1.47
Holiday, Phi.	82	120	1.46
Wade, Mia.	76	111	1.46
Miller, Por.	81	114	1.41
Howard, Orl.	78	107	1.37
Lewis, Hou.	75	102	1.36
Millsap, Utah	76	103	1.36
Garnett, Bos.	71	95	1.34
Brewer, Chi.	81	106	1.31
Smith, Atl.	77	98	1.29
Ridgway, Minn.	71	88	1.25
Mathews, Por.	82	102	1.24
Sufeloshia, OKC.	79	97	1.23
Bryant, LA-L	82	99	1.21
Fisher, LA-L	82	99	1.21
Midich, Sac.	78	84	1.19
Blair, S.A.	81	85	1.17
Smith, Den.	79	92	1.16
Monroe, Det.	80	93	1.16
J. Richardson, Pho. tl.	80	93	1.16
Parsons, S.A.	78	88	1.15
Blindsoe, LA-C	81	92	1.14
Brand, Phi.	81	92	1.14
JB. Terry, Dal.	82	93	1.13
Durant, OKC.	78	88	1.13
Granger, Ind.	78	89	1.13

BLOCKS PER GAME	G	BLK	AVG
Bogut, Mil.	65	168	2.58
McGee, Was.	79	193	2.44
Itaka, OKC.	82	198	2.41
Howard, Orl.	78	185	2.38
Miner, Min.	69	140	2.03
Bynum, LA-L	54	105	1.95
Stoudemire, N.Y.	78	150	1.92
Duncan, S.A.	76	148	1.92
Jefferson, Utah	82	153	1.87
Jordan, LA-C	80	142	1.78
Okunjo, Ind.	72	127	1.75
Hibbert, Ind.	81	142	1.75
Gasol, Mem.	81	135	1.68
Gasol, LA-L	82	130	1.59
Smith, Atl.	77	120	1.56
Lopez, N.J.	82	120	1.45
Danaher, Sac.	80	116	1.45
Grison, Chi.	80	106	1.33
Brook, Phi.	81	105	1.31
Chandler, N.Y. Den.	72	94	1.31
Anthony, Mia.	75	93	1.24
A. Johnson, Tex.	72	88	1.22
Aldridge, Por.	81	94	1.18
Wade, Mia.	76	87	1.14
Grant, Orl. Pho.	80	91	1.14
T25. Chandler, Dal.	74	80	1.08
Nompson, N.Y.	74	80	1.08
Horford, Atl.	77	80	1.04
29. Hayward, Dal.	72	74	1.03
Frye, Pho.	77	79	1.03
Batter, Hou. Mem.	82	81	0.99
Durant, OKC.	78	75	0.97
Nene, Den.	75	73	0.97
Millsap, Utah	76	69	0.91
Wallace, Cha. Por.	71	63	0.89
West, N.O.	70	62	0.89
Hawes, Phi.	81	71	0.88
Foyers, N.Y. Utah	78	68	0.87
Cousins, Sac.	81	68	0.84
Roguskas, Mia.	72	58	0.81

MINUTES PER GAME	G	MIN	AVG
Elias, G.S.	80	3227	40.3
Gay, Mem.	54	2152	39.9
Aldridge, Por.	81	3211	39.6
Deng, Chi.	82	3198	39.1
Durant, OKC.	78	3038	38.9
James, Mia.	79	3063	38.8
D. Wright, G.S.	82	3147	38.7
Griffin, LA-C	82	3112	38.0
Wallace, Cha. Por.	71	2893	37.9
D. Williams, Utah-N.J.	65	2465	37.9
Walt, Was.	69	2806	37.8
Gordon, LA-C	56	2112	37.7
Howard, Orl.	78	2935	37.6
Rose, Chi.	81	3026	37.4
Rondo, Bos.	68	2527	37.2
Wade, Mia.	76	2823	37.1
Gasol, LA-L	82	3037	37.0
Evans, Sac.	57	2107	37.0
Ngumeta, Phi.	67	2502	36.9
Stoudemire, N.Y.	78	2870	36.8
Felton, N.Y. Den.	75	2737	36.5
Randolph, Mem.	75	2724	36.3
Bosh, Mia.	77	2795	36.3
Allen, Bos.	80	2890	36.1
Eze, G.S.	73	2634	36.1
Paul, N.D.	80	2880	36.0
Jackson, Cha.	87	2405	35.9
Jennison, Utah	82	2940	35.8
Levin, Min.	73	2611	35.8
Anthony, Den., N.Y.	77	2751	35.7
Bargnan, Tex.	66	2353	35.7
Johnson, Atl.	77	2554	35.5
Conley, Mem.	81	2872	35.5
Holiday, Phi.	82	2901	35.4
Bogut, Mil.	65	2287	35.3
Lopez, N.J.	82	2889	35.2
Horford, Atl.	77	2704	35.1
West, N.O.	70	245	35.0
Salmons, Min.	73	2554	35.0
Granger, Ind.	79	2753	35.0

TEAM STATISTICS

TEAM	G	FIELD GOALS			3-PT. E.G.'S			FREE THROWS				— REBOUNDS —			— MISCELLANEOUS —					SCORING	
		MADE	ATT	PCT	MADE	ATT	PCT	MADE	ATT	PCT	OFF	DEF	TOT	AST	PF	DD	STL	TO	BLK	PTS	AVG
Den.	82	3145	6813	.476	682	1704	.388	1859	2429	.765	791	2652	3443	1813	1719	18	605	1157	352	8811	107.5
N.Y.	82	3140	6867	.457	785	208	.368	1689	2087	.809	847	2470	3317	1757	1743	13	625	1123	475	8734	106.6
Nor.	82	3170	6876	.454	677	1843	.367	1668	2083	.801	962	2549	3511	1955	1641	11	581	1110	371	8685	105.9
Phoe.	82	3219	6844	.470	701	1857	.377	1472	939	.759	821	2478	3299	1945	1666	8	545	1169	357	861	105.0
OKC.	82	3066	6809	.484	487	1403	.347	1977	2401	.823	903	2604	3507	1572	1835	18	654	1156	487	8596	104.8
S.A.	82	3148	6828	.464	685	1727	.397	1521	984	.767	829	2503	3432	1836	1556	2	602	1101	372	8502	103.7
S.S.	82	3251	7047	.481	685	1749	.392	1290	1695	.761	955	2370	3325	1847	1808	16	737	1198	406	8477	103.4
Miami	82	3031	6301	.481	547	1479	.370	1750	2288	.769	790	2665	3456	1539	1674	2	544	1142	430	8369	102.1
LA-L	82	3128	6757	.463	524	1487	.352	1541	1979	.779	989	2848	3605	1801	1555	6	602	1073	422	8321	101.5
Minn.	82	3090	7014	.441	589	1555	.376	1519	1977	.768	1085	2558	3641	1850	1825	18	582	1388	422	8288	101.1
Dall.	82	3089	6463	.475	645	1758	.365	1437	1850	.777	780	2818	3398	1954	1575	7	557	1145	352	8220	100.2
Mem.	82	3200	6801	.471	309	925	.334	1486	1981	.750	970	2391	3381	1691	1705	8	771	1145	441	8195	99.9
Ind.	82	3003	6787	.442	585	1653	.354	1592	2035	.782	914	2657	3571	1811	1782	9	584	1262	456	8183	99.8
Jtah.	82	3054	6590	.465	435	1256	.346	1590	2061	.771	898	2338	3236	1921	1865	12	629	1175	484	8153	99.4
Sac.	82	3134	6979	.449	428	1277	.335	1455	1981	.734	1071	2526	3597	1675	1805	16	608	1324	391	8151	99.4
Ori.	82	2956	6411	.461	770	2103	.366	1453	2101	.692	864	2679	3543	1806	1640	12	548	1224	384	8135	99.2
Tor.	82	3144	6755	.465	345	1091	.316	1491	1976	.765	963	2343	3306	1795	1807	7	581	1206	350	8124	99.1
Phil.	82	3125	6776	.461	443	1248	.355	1426	1851	.770	850	2578	3428	1861	1592	10	622	1063	355	8119	99.0
LA-C	82	3015	6594	.457	513	1519	.338	1546	2187	.707	955	2501	3456	1813	1733	11	585	1343	402	8089	98.6
Chi.	82	3042	6587	.462	511	1415	.361	1492	2008	.743	967	2654	3621	1827	1639	13	582	1161	468	8087	98.6
Wash.	82	3048	6888	.443	392	1182	.332	1409	999	.745	1013	2374	3387	1592	1850	11	665	1258	502	7977	97.7
Det.	82	3056	6647	.460	472	1256	.376	1367	1854	.737	931	2235	3167	1730	1629	9	585	1067	328	7951	97.0
Bos.	82	3023	6219	.486	408	1119	.365	1459	1895	.770	639	2542	3181	1921	1678	15	676	1195	344	7913	96.6
Port.	82	295	6599	.447	518	1503	.345	1476	835	.804	956	2230	3225	1776	1585	10	660	1070	358	7896	96.3
Clev.	82	2886	6647	.434	509	1489	.342	1546	2075	.745	856	2449	3305	1720	1648	8	544	1166	341	7827	95.5
Atl.	82	297	6429	.462	502	1427	.352	1346	728	.779	752	2460	3222	1802	1554	4	497	118	341	7790	95.0
N.D.	82	2944	6416	.459	444	1232	.360	1452	1897	.765	824	2468	3292	1691	1719	8	624	1069	359	7784	94.9
N.J.	82	2918	6638	.440	459	1337	.343	1427	1881	.750	909	2440	3349	1723	1807	3	458	1152	384	7722	94.2
Cha.	82	2873	6365	.451	383	1203	.327	1511	1998	.756	848	2444	3292	1728	1637	9	524	1192	433	7650	93.3
Minv.	82	2814	6544	.430	483	1414	.342	1423	.881	.757	862	2480	3342	1545	1682	14	617	1103	399	7534	91.9

OPPONENTS STATISTICS

TEAM	FIELD GOALS			3-PT. E.G.'S			FREE THROWS				— REBOUNDS —				— MISCELLANEOUS —					SCORING		
	MADE	ATT	PCT	MADE	ATT	PCT	MADE	ATT	PCT	OFF	DEF	TOT	AST	PF	DD	STL	TO	BLK	PTS	AVG	DIFF	
Bos.	2768	6371	.434	443	1304	.340	1494	1975	.756	862	2387	3249	1533	1659	4	574	1262	364	7473	91.1	+5.4	
Chi.	2805	6523	.430	427	1308	.326	1450	1898	.764	828	2322	3150	1556	1645	8	568	1159	477	7487	91.3	+7.3	
Minv.	2834	6342	.447	437	1309	.334	1498	1946	.770	835	2629	3455	1657	1694	7	507	1245	392	7603	92.7	-0.8	
Ori.	2855	6589	.436	516	1475	.350	1441	1940	.743	805	2450	3255	1646	1791	17	605	1136	310	7687	93.7	+5.5	
N.D.	2882	6306	.457	557	1562	.357	1390	1805	.770	789	2457	3226	1739	1674	5	497	1192	396	7711	94.0	+0.9	
Miami	2859	6544	.434	546	1584	.345	1471	1980	.744	864	2349	3213	1651	1788	16	574	1081	246	7757	94.6	+7.6	
Port.	2904	6218	.467	529	1440	.367	1434	1869	.767	868	2385	3253	1573	1743	15	566	1286	339	7771	94.8	+1.5	
LA-L	3008	6888	.437	558	1668	.336	1246	1628	.765	1002	2399	3401	1827	1700	8	585	1118	372	7820	95.4	+8.1	
Atl.	3009	6537	.460	459	1358	.338	1380	1782	.774	839	2488	3327	1751	1517	5	548	1028	348	7857	95.8	-0.8	
Dall.	2996	6656	.450	508	1480	.343	1373	1830	.750	880	2459	3339	1689	1650	16	623	1114	303	7873	96.1	+4.2	
Cha.	2956	6492	.455	577	1609	.359	1488	1908	.780	804	2446	3250	1777	1730	5	601	1082	495	7978	97.3	4.0	
Phil.	2996	6638	.451	468	1375	.340	1506	1987	.773	881	2608	3489	1762	1544	9	583	1168	376	7996	97.5	+1.5	
Mem.	2987	6489	.457	587	1592	.369	1482	1948	.761	905	2387	3292	1724	1754	12	613	1367	505	8003	97.6	+2.3	
S.A.	3127	6880	.456	479	1305	.367	1301	1698	.766	894	2494	3378	1685	1701	12	587	1095	374	8034	98.0	+5.7	
N.J.	3069	6602	.465	507	1393	.364	1589	2115	.751	849	2575	3424	1824	1638	8	561	1010	375	8234	100.4	-8.2	
Det.	3116	6405	.486	523	1461	.358	1503	1962	.766	866	2470	3338	1910	1545	7	588	1180	381	8246	100.8	-3.6	
Ind.	3071	6837	.449	511	1423	.358	1618	2157	.750	931	2618	3549	1670	1758	8	615	1143	467	8271	100.9	-1.1	
OKC.	3123	6823	.458	482	1335	.361	1557	2093	.744	932	2395	3327	1712	1767	9	587	1152	356	8285	101.0	+3.8	
Jtah.	2967	6480	.459	592	1573	.376	1777	2285	.778	925	2426	3351	1700	1802	19	609	1199	411	8303	101.3	-1.8	
LA-C	3046	6888	.455	584	1598	.365	1670	2167	.771	914	2410	3324	1827	1811	19	659	1225	404	8346	101.8	-3.1	
Den.	3153	6875	.459	576	1675	.344	1539	2036	.756	864	2525	3389	1820	1884	7	611	1127	488	8421	102.7	+4.8	
Nor.	3266	6979	.468	448	1250	.358	1926	1984	.781	955	2652	3507	1707	1754	8	588	1125	449	8508	103.7	+2.2	
Clev.	3232	6804	.475	664	1614	.411	1438	1894	.759	894	2676	3570	1984	1747	7	619	1111	489	8568	104.5	9.0	
Wash.	3174	6741	.471	560	1500	.373	1676	2202	.761	994	2607	3601	1898	1882	9	624	1293	413	8584	104.7	7.4	
Sac.	3250	6826	.478	490	1353	.355	1589	2085	.762	868	2588	3376	1779	1723	9	688	1204	464	8589	104.7	5.3	
Tor.	3213	6868	.482	541	1438	.376	1672	2175	.769	912	2457	3369	1854	1820	9	625	1141	456	8639	105.4	-6.3	
S.S.	3173	6788	.487	567	1586	.358	1755	2262	.776	1051	2623	3674	2029	1512	11	672	1324	352	8688	105.7	2.3	
N.Y.	3242	6870	.472	536	1442	.372	1650	2165	.762	964	2646	3610	1882	1703	15	586	1250	360	8670	105.7	+0.8	
Phoe.	3309	7018	.472	585	1595	.367	1481	1954	.754	985	2647	3632	1890	1740	15	644	1189	356	8684	105.9	-0.9	
Minn.	3230	6902	.468	639	1707	.374	1733	2227	.778	913	2577	3490	2031	1717	11	777	1383	447	8632	107.7	-6.6	
AVG. S	3054	6660	.459	530	1477	.358	1525	1998	.763	895												



TEAM STATISTICS, RANK WITHIN LEAGUE

Table with 30 columns (ATL to WAS) and 15 rows of team statistics including Points/Game, FG Pct, FT Pct, 3-PT FG Pct, etc.

OPPONENTS' STATISTICS, RANK WITHIN LEAGUE

Table with 30 columns (ATL to WAS) and 15 rows of opponent statistics including Points/Game, FG Pct, FT Pct, 3-PT FG Pct, etc.

COMBINATION TEAM/OPPONENT STATISTICS, RANK WITHIN LEAGUE

Table with 30 columns (ATL to WAS) and 4 rows of combination team/opponent statistics including PTS/GAME/DIFF, OFF. FG PCT, etc.

Large table with columns for Team, Points Per Game, Field Goal Percentage, Turnovers Per Game, Rebound Percentage, Below 100 Pts, Overtime Games, Decided 3 Pts or Less, and Decided 10 Pts or More.

* - LEAGUE LEADER

REBOUND PERCENTAGES
OFF - PERCENTAGE OF A GIVEN TEAM'S MISSED SHOTS WHICH THAT TEAM REBOUNDS.
DEF - PERCENTAGE OF OPPONENTS' MISSED SHOTS WHICH A GIVEN TEAM REBOUNDS
TOT - AVERAGE OF OFFENSIVE AND DEFENSIVE REBOUND PERCENTAGES.



DALLAS MAVERICKS HISTORY



YEAR-BY-YEAR REVIEWS.....93	MAYS NBA LEADERS.....206
ALL-TIME NUMERICAL ROSTER...153	MAYS TOP GAMES.....207
ALL-TIME COLLEGE ROSTER...153	OPPONENT TOP GAMES.....208
YEAR-BY-YEAR STATISTICS...154	MAYS CAREER LEADERS.....208
YEAR-BY-YEAR ROSTERS.....155	MAYS HONOR ROLL.....211
FORMER MAVERICKS.....158	MAYS YEARLY LEADERS.....212
DRAFT RECAPS.....198	MAYS SEASON HIGHS.....215
ALL-TIME TRANSACTIONS.....200	MAVERICKS LISTS.....218





2009 DALLAS MAVERICKS 2010

PLAYERS L-R, Jason Terry, Erick Dampier, Eduardo Nájera, Caron Butler, Shawn Marion, Rodrigue Beaubois, Dirk Nowitzki, Brenda Haywood, Matt Carroll, J.J. Barea, DeShawn Stevenson, Tim Thomas, Jason Kidd

SEASON HIGHLIGHTS

Won 55, lost 27 (first, Southwest) The Mavericks became just the fourth franchise in NBA history to amass 10 consecutive 50 plus win seasons and locked up the second overall seed for the Western Conference Playoffs... the team accomplished all of this despite a blockbuster, 7 player trade that took place over All-Star Weekend and brought Caron Butler, Brendan Haywood and DeShawn Stevenson to Dallas... the city also played host to the 59th NBA All-Star Game, which drew 108,713 fans to Cowboy Stadium in Arlington... the largest crowd to ever watch a basketball game... Dirk Nowitzki and Jason Kidd were both named All-Stars... on Jan. 13, against the Lakers, Nowitzki scored the 20,000th point of his career to become just the 34th player in history to hit that plateau... the Mavericks fell short against the Spurs in the opening round of the postseason, 4-2

Table with 21 columns: Player Name, G, GS, MIN, FG, FGA, PCT, 3FG, 3FGA, PCT, FT, FTA, PCT, OFF, DEF, TOT, AST, PF, DQ, STL, TO, BLK, PTS, AVG. Rows include individual players and team/oppo totals.

* Did not finish season with Dallas

2011 2010 2009 2008 2007 2006 2005 2004 2003 2002 2001

SEASON RESULTS

No.	Date	H-R	W-L	Opponent	Score	Opp. Dbl-Dg	Home Record	Road Record	Total Record	St. Sk.	Dallas H-Scorer	Pt.	Dallas H-Retr.	%	Dallas H-Assists	Asst.	Opponent	H-Scorer	Pt.	Attend.
1	Oct 27	H	L	Washington	91-102	0-1	0-0	0-1	L1	Novitzki	34	Novitzki	10	Kidd	8	Artest	6	Artest	29	18,871
2	Oct 30	A	W	L.A. Lakers	94-80	0-1	1-0	1-1	W1	Novitzki	21	Dampier/Novitzki	19	Kidd	10	Bryant	31	Bryant	20	18,997
3	Oct 31	A	W	L.A. Clippers	93-84	0-1	2-0	2-1	W2	Novitzki	24	Moran	11	Kidd	10	Kaman	10	Kaman	27	13,626
4	Nov 3	H	W	Utah	96-85	1-1	2-0	3-1	W3	Novitzki	40	Dampier	12	Kidd	8	Williams	8	Williams	22	19,725
5	Nov 4	A	L	New Orleans	107-114(ot)	1-1	2-1	3-2	L1	Terry	35	Dampier	14	Kidd	14	Paul	10	Paul	39	13,666
6	Nov 7	H	W	Toronto	129-101	2-1	2-1	4-2	W1	Novitzki	29	Novitzki	29	Novitzki	9	Barea	12	Bosh	26	19,977
7	Nov 10	H	W	Houston	121-103	3-1	2-1	6-2	W2	Terry	24	Dampier	20	Kidd	20	Kidd	11	Brooks	22	19,720
8	Nov 11	A	L	San Antonio	83-92	3-1	2-2	5-3	L1	Novitzki	29	Novitzki	12	Kidd	11	Kidd	9	Jefferson	25	19,581
9	Nov 13	A	W	Minnesota	89-77	3-1	3-2	6-3	W1	Novitzki/Terry	20	Novitzki	11	Kidd	12	Johnson	6	Flynn	11	12,372
10	Nov 15	A	W	Detroit	95-90	3-1	4-2	7-3	W2	Novitzki	25	Gooden	11	Kidd	11	Kidd	7	Stuckey	28	19,215
11	Nov 16	A	W	Milwaukee	115-113(ot)	3-1	5-2	8-3	W3	Novitzki	32	Gooden	14	Kidd	17	Jennings	17	Jennings	25	13,683
12	Nov 18	H	W	San Antonio	99-94(ot)	4-1	5-2	9-3	W4	Novitzki	41	Novitzki	12	Kidd	14	Duncan	8	Duncan	22	20,110
13	Nov 24	H	W	Sacramento	104-102	5-1	6-2	10-3	W5	Novitzki	28	Gooden	16	Kidd	11	Evans	11	Evans	29	19,871
14	Nov 24	H	L	Golden State	100-111	5-2	6-2	11-4	L1	Novitzki	28	Gooden	12	Kidd	13	Ellis	13	Ellis	37	20,008
15	Nov 25	A	W	Houston	130-99	5-2	6-2	11-4	W1	Terry	27	Novitzki	8	Terry	10	Landry	10	Landry	24	18,457
16	Nov 27	A	W	Indiana	113-92	6-2	7-2	12-4	W2	Novitzki	31	Humphries	11	Kidd/Barea	8	Granger	4	Granger	20	16,613
17	Nov 28	A	L	Cleveland	95-111	6-2	7-3	12-5	L1	Novitzki	27	Novitzki	8	Kidd	8	James/Williams	26	James/Williams	25	20,662
18	Nov 30	H	W	Philadelphia	104-102	6-2	7-3	13-5	W1	Novitzki	28	Gooden	10	Kidd	10	Green	11	Green	23	19,783
19	Dec 2	A	W	New Jersey	117-101	6-2	8-3	14-5	W2	Novitzki	24	Dampier	11	Kidd	10	Douglas-Roberts	24	Douglas-Roberts	24	11,689
20	Dec 4	A	L	Memphis	82-98	6-2	8-4	14-6	L1	Terry	18	Moran	11	Kidd	7	Maye	7	Maye	25	13,020
21	Dec 5	H	L	Atlanta	75-80	6-3	8-4	14-7	L2	Novitzki	32	Dampier	12	Kidd	6	Johnson	6	Johnson	31	19,650
22	Dec 8	H	W	Phoenix	102-101	7-3	8-4	15-7	W1	Novitzki	33	Novitzki	8	Kidd	11	Nash	11	Nash	27	19,857
23	Dec 11	A	W	Miami	108-93	7-3	8-4	16-7	W2	Novitzki	25	Dampier	17	Kidd	11	Webe	11	Webe	26	18,703
24	Dec 2	H	W	Charlotte	98-97(ot)	8-3	9-4	17-7	W1	Novitzki	36	Dampier	18	Kidd	9	Jackson	9	Jackson	28	20,151
25	Dec 14	H	W	New Orleans	94-90	9-3	9-4	18-7	W4	Bano	23	Howard/Dampier	8	Kidd	13	Paul	13	Paul	20	19,337
26	Dec 16	A	W	Oklahoma City	100-86	9-3	10-4	19-7	W5	Novitzki	35	Novitzki	11	Kidd	9	Westbrook	9	Westbrook	16	19,203
27	Dec 16	H	L	Houston	108-119(ot)	9-4	10-4	19-8	L1	Bano	23	Dampier	14	Kidd	10	Lowry	10	Lowry	26	19,890
28	Dec 20	H	W	Cleveland	102-95	10-4	10-4	20-8	W1	Thomas	22	Dampier	19	Kidd	11	James	25	James	25	20,346
29	Dec 22	H	L	Portland	81-85	10-5	10-4	20-9	L1	Novitzki	27	Dampier	15	Kidd	6	Ray	6	Ray	23	19,863
30	Dec 28	H	W	Memphis	106-101	11-5	10-4	21-9	W1	Terry	23	Dampier	19	Kidd	10	Randolph	10	Randolph	27	20,195
31	Dec 27	A	W	Denver	104-96	11-5	11-4	22-9	W2	Gooden	19	Novitzki	11	Kidd	9	Marin	9	Marin	16	19,756
32	Dec 31	A	L	Houston	94-97	1-5	1-5	22-10	L1	Terry	20	Moran	9	Kidd	5	Brooks	5	Brooks	32	18,406
33	Jan 2	A	W	Sacramento	99-91	11-5	12-5	23-10	W1	Novitzki	25	Gooden	10	Kidd	7	Casspi	10	Casspi	20	14,294
34	Jan 3	A	L	L.A. Lakers	98-131	11-5	12-6	23-11	L1	Novitzki	22	Novitzki	8	Kidd	5	Farmer	5	Farmer	24	19,997
35	Jan 5	H	W	Detroit	99-93	12-5	12-6	24-11	W1	Terry	26	Gooden	18	Kidd	8	Hamilton	8	Hamilton	20	19,799
36	Jan 8	A	W	San Antonio	112-103	12-5	13-6	25-11	W2	Novitzki	26	Gooden	8	Kidd/Terry	8	Duncan	8	Duncan	31	18,681
37	Jan 8	H	L	Utah	93-111	12-6	13-6	25-12	L1	Novitzki	29	Dampier	13	Kidd	8	Williams	8	Williams	20	19,822
38	Jan 13	H	L	L.A. Lakers	95-100	12-7	13-6	25-13	L2	Novitzki	30	Novitzki	19	Kidd	11	Bynum	11	Bynum	22	20,491
39	Jan 15	H	W	Oklahoma City	99-88	13-7	13-6	26-13	W1	Novitzki	32	Dampier	8	Kidd	11	Dunnell	11	Dunnell	30	20,964
40	Jan 17	A	L	Toronto	86-110	13-7	13-7	26-14	L1	Novitzki	19	Gooden	16	Kidd	8	Bosh	8	Bosh	23	19,004
41	Jan 18	A	W	Boston	99-90	13-7	14-7	27-14	W1	Novitzki	37	Moran	8	Kidd	17	Pierce	14	Pierce	24	18,624
42	Jan 20	A	W	Washington	94-93	13-7	15-7	28-14	W2	Novitzki	28	Moran	12	Kidd	15	Foye	7	Foye	26	13,974
43	Jan 22	A	L	Philadelphia	81-92	13-7	15-8	28-15	L1	Novitzki	15	Kidd	9	Kidd	7	Young	7	Young	22	17,647
44	Jan 24	A	W	New York	128-78	13-7	16-8	29-15	W1	Novitzki	20	Gooden	18	Beaubois	5	Jethes	5	Jethes	14	19,418
45	Jan 26	H	W	Milwaukee	108-107	14-7	16-8	30-15	W2	Novitzki	28	Dampier	11	Kidd	12	Bogut	12	Bogut	32	19,793
46	Jan 28	A	L	Phoenix	106-112	14-7	16-9	30-16	L1	Terry	21	Moran	8	Kidd	6	Stoudemire	6	Stoudemire	22	17,865
47	Jan 30	H	L	Portland	112-114(ot)	14-8	16-9	30-17	L2	Novitzki	20	Novitzki	9	Kidd	10	Miller	10	Miller	52	20,078
48	Feb 1	A	L	Utah	82-104	14-8	16-10	30-18	L3	Novitzki	28	Novitzki	8	Kidd	8	Millsap	8	Millsap	26	19,911
49	Feb 3	H	W	Golden State	110-101	15-8	16-10	31-18	W1	Terry	21	Moran	8	Kidd	10	Ellis	8	Ellis	46	19,679
50	Feb 5	H	L	Minnesota	108-117	15-9	16-10	31-19	L1	Novitzki	21	Dampier	16	Kidd	10	Ryan	10	Ryan	18	20,034
51	Feb 8	A	W	Golden State	127-117	15-9	17-10	32-19	W1	Terry	36	Gooden	10	Kidd	12	McRow	12	McRow	33	17,015
52	Feb 9	A	L	Denver	91-127	15-9	17-11	32-20	L1	Novitzki	17	Gooden	8	Kidd	7	Abes	5	Abes	21	17,485
53	Feb 18	A	L	Oklahoma City	88-99	15-9	17-12	32-21	L2	Novitzki	24	Dampier	13	Novitzki	6	Durant	6	Durant	25	18,203
54	Feb 17	H	W	Phoenix	107-97	16-9	17-12	33-21	W1	Novitzki	28	Moran	10	Kidd	10	Stouckemore	10	Stouckemore	30	19,874
55	Feb 18	A	W	Orlando	95-85	16-9	18-12	34-21	W2	Novitzki	23	Haywood	8	Kidd	12	Howard	8	Howard	29	17,461
56	Feb 20	H	W	Miami	97-81	17-9	18-12	35-21	W3	Novitzki	28	Haywood	11	Kidd	11	Cook	11	Cook	22	20,328
57	Feb 22	H	W	Indiana	91-82	18-9	18-12	36-21	W4	Novitzki	23	Novitzki	28	Kidd	7	Ford	14	Ford	14	19,685
58	Feb 24	H	W	L.A. Lakers	101-96	19-9	18-12	37-21	W5	Novitzki	31	Haywood	9	Kidd	13	Odum	13	Odum	21	20,505
59	Feb 26	A	W	Atlanta	111-103(ot)	19-9	19-12	38-21	W6	Novitzki	37	Kidd	16	Kidd	17	Johnson	17	Johnson	27	18,923
60	Feb 29	H	W	New Orleans	108-109	20-9	19-12	39-21	W7	Novitzki	38	Haywood	9	Kidd/Barea	9	Collison	9	Collison	35	19,911
61	Mar 1	A	W	Charlotte	89-84	20-9	20-12	40-21	W8	Novitzki	27	Novitzki	13	Kidd	7	Jackson	7	Jackson	20	16,961
62	Mar 3	H	W	Minnesota	112-109	21-9	20-12	41-21	W9	Terry	26	Haywood/Moran	7	Terry	5	Brewer	5	Brewer	24	19,511
63	Mar 5	H	W	Sacramento	108-100	22-9	20-12	42-21	W10	Novitzki	31	Novitzki	12	Kidd	12	Landry	12	Landry	21	19,954
64	Mar 6	A	W	Chicago	122-116	22-9	21-12	43-21	W11	Novitzki	27	Kidd	11	Kidd	15	Ross	15	Ross	34	21,737
65	Mar 8	A	W	Minnesota	126-112	22-9	22-12	44-21	W12	Moran	29	Moran	14	Kidd/Barea	9	Jefferson	9	Jefferson	36	14,007
66	Mar 10	H	W	New Jersey	96-87	23-9	22-12	45-21	W13	Kidd	28	Moran	13	Kidd	9	Hama	9	Hama	21	19,770
67	Mar 13	H	L	New York	94-128	23-10	22-12	45-22	L1	Novitzki	20	Novitzki	12	Kidd	8	Walker	8	Walker	23	20,224
68	Mar 17	H	W	Chicago	113-106	24-10	22-12	46-22	W1	Baber	27	Novitzki/Moran	7	Novitzki/Barea	5	Law	5	Law	22	20,406
69	Mar 20	H	L	Boston	83-102	24-11	22-12	46-23	L1	Novitzki	28	Kidd/Haywood	8	Kidd	3	Pierce	3	Pierce	29	20,489
70	Mar 22	A	L	New Orleans	98-115	24-11	22-13	46-24	L2	Terry	24	Haywood	9	Kidd	6	Thomas	6	Thomas	26	14,047
71	Mar 23	H	W	L.A. Clippers	106-96	25-11	22-13	47-24	W1	Kidd	26	Haywood	16	Kidd	13	Gooden	13	Gooden	26	19,795
72	Mar 25	A	L	Portland	89-101	25-11	22-14	47-25	L1	Baber	25	Baber	9	Kidd	7	Alford	7	Alford	20	20,511
73	Mar 27	A	W	Golden State	111-90	25-11	23-14	48-25	W1	Beaubois	40	Novitzki	19	Kidd	11	Margitte	11	Margitte	21	19,104
74	Mar 29	H	W	Denver	109-93	26-11	23-14	49-25	W2	Novitzki	34	Novitzki	18	Kidd/Novitzki	10	Smith	1			



2011-12



TOP ROW L-R: Dionne Ca'houn, Mike Shedd, Monte Mathis, Tom Sterner, Marlo'Elie, Popeye Jones, Terry Stotts, Darrell Armstrong, Dwane Casey, Brad Davis, A'W'He'ly. MIDDLE ROW L-R: Don'Ka'kstein, Gary Boren, Brandon Bass, Jerry Stackhouse, Dirk Nowitzki, Erick Dampier, James Singleton, Ryan Hollins, Devean George, Josh Howard, Keith Grant, Casey Smith, Robert Hackett. BOTTOM ROW L-R: Jason Terry, Matt Carroll, Gerald Green, Rick Carlisle, Terrence Ussery, Antoine Wright, Jason Kidd, Jose Barea

SEASON NOTEBOOK

Won 50 (lost 32 (th rd Southwest)) In 2008, Rick Carlisle took over the reins as the ninth head coach of the Dallas Mavericks. Carlisle led the Mavericks to a 50-32 record and their ninth consecutive 50-win season. For the fourth time in his career, Dirk Nowitzki earned All-NBA First Team honors while also being named to his eighth consecutive All-Star Team. Nowitzki led the Mavericks with averages of 25.9 points and 8.4 rebounds... Jason Terry would average 19.4 points off the bench and play a claim to the NBA's Sixth Man of the Year award. Dallas would earn the sixth seed in the Western Conference Playoffs and defeat San Antonio in the opening round, 4-1, before eventually falling 4-1 to the Denver Nuggets in the Conference semifinals.

Table with 22 columns: Player Name, G, GS, MIN, FG, FGA, PCT, 3FG, 3FGA, PCT, FT, FTA, PCT, OFF, DEF, TOT, AST, PF, Dq, STL, TO, BLK, Pts, Avg. Rows include Nowitzki, Terry, Howard, Kidd, Bass, Barea, Wright, Dampier, Green, Singleton, Stackhouse, George, Hollins (TOT), Hollins (DAL), Carroll (TOT), Carroll (DAL), Williams, Chop, MAVERICKS, and OPPONENTS.

* Did not finish season with Dallas

SEASON RESULTS

No	Date	H/R	W/L	Opponent	Score	Home Record	Road Record	Total Record	Diff. Ft. Series	Pt	Diff. Ft. Rebr	Pt	Diff. Ft. Assists	Ass	Opponent	Pt	Attend	
1	Oct 30	H	L	Houston	102-112	0-1	0-0	0-1	L1	36	Howard	11	Kidd	12	Yao	30	20,066	
2	Nov 1	R	W	Minnesota	95-95	0-1	1-0	1-1	W1	21	Newitzki	9	Kidd	7	McCaets	18	16,893	
3	Nov 3	H	L	Cleveland	81-100	0-2	1-0	1-2	L1	10	Howard	9	Kidd	8	Jones	29	19,923	
4	Nov 4	R	W	San Antonio	99-81	0-2	2-0	2-2	W1	30	Howard	12	Kidd	10	Perkins	22	17,398	
5	Nov 7	R	L	Denver	105-109	0-2	2-1	2-3	L1	23	Newitzki	7	Kidd	9	Anthony	28	19,175	
6	Nov 8	R	L	L.A. Clippers	92-103	0-2	2-2	2-4	L2	33	Gross	12	Kidd	9	B. Davis	22	14,249	
7	Nov 11	H	L	L.A. Lakers	99-106	0-3	2-2	2-5	L3	21	Terry	16	Kidd	10	Bryant	27	20,391	
8	Nov 3	H	L	Chicago	9-98	0-3	2-3	2-6	L4	25	Howard	18	Newitzki	5	Gordon	35	21,751	
9	Nov 14	R	L	Orlando	100-102	0-4	2-3	2-7	L5	25	Howard	9	Kidd	6	Lewis	23	20,085	
10	Nov 5	R	W	New York	124-4 (OT)	0-4	3-3	3-7	W1	39	Newitzki	15	Kidd	9	Randolph	27	19,271	
11	Nov 18	R	W	Charlotte	100-83	0-4	4-3	4-7	W2	32	Newitzki	11	Kidd	10	Augustin	21	10,936	
12	Nov 9	R	W	Houston	96-86	0-4	5-3	5-7	W3	21	Terry	12	Kidd	7	Mercury-Aston	16	18,293	
13	Nov 21	H	W	Memphis	91-78	1-4	5-3	6-7	W4	25	Newitzki	13	Kidd	8	Mays	18	20,035	
14	Nov 25	H	W	Indiana	108-108	2-4	5-3	7-7	W5	29	Terry	23	Kidd	13	Granger	22	19,996	
15	Nov 28	R	L	L.A. Lakers	107-114	2-4	5-4	7-8	L1	29	Newitzki	12	Kidd	11	Bryant	35	18,997	
16	Nov 29	R	W	Sacramento	101-78	2-4	6-4	8-8	W1	24	Terry	29	Kidd	8	Utah	13	12,650	
17	Dec 2	H	W	L.A. Clippers	100-98	3-4	6-4	9-8	W2	29	Newitzki	10	Kidd	8	Randolph	27	19,670	
18	Dec 4	H	W	Phoenix	1-1-97	4-4	6-4	8-8	W3	29	Newitzki	14	Kidd	8	Swainmire	28	9,813	
19	Dec 6	H	W	Azusa	100-98	5-4	6-4	1-8	W4	25	Newitzki	11	Kidd	8	Johnson	32	19,866	
20	Dec 9	H	L	San Antonio	128-113 (2OT)	5-5	6-4	1-9	L1	34	Newitzki	10	Kidd	12	Duncan	32	19,937	
21	Dec 11	H	W	Charlotte	95-90	6-5	6-4	2-9	W1	26	Terry	13	Kidd	7	Okato	27	19,735	
22	Dec 13	H	W	Oklahoma City	103-89	7-5	6-4	13-9	W2	40	Bass	9	Kidd	7	Gross	25	20,190	
23	Dec 15	H	L	Denver	88-98	7-6	6-4	13-10	L1	27	Dampier	15	Bass	9	Smith	26	19,969	
24	Dec 17	R	W	Toronto	98-86	7-6	7-4	14-10	W1	27	Newitzki/Terry	19	Terry	8	O'Neal	18	18,832	
25	Dec 19	R	L	New Jersey	97-121	7-6	7-6	14-11	L1	24	Newitzki	7	Kidd	7	Harris	41	9,899	
26	Dec 21	R	W	Washington	87-86	7-6	8-5	15-11	W1	25	Singleton	13	Kidd	11	Jansoue	22	15,582	
27	Dec 23	H	W	Memphis	106-82	8-6	8-5	16-11	W2	31	Dampier	8	Kidd	11	Warick	17	20,200	
28	Dec 25	R	W	Portland	102-94	8-6	9-5	17-11	W3	20	Kidd	12	Kidd	10	Ray	22	20,843	
29	Dec 26	R	L	Utah	89-97	8-6	9-6	17-12	L1	26	Terry	8	Kidd	8	Brewer	21	19,911	
30	Dec 28	R	W	L.A. Clippers	98-78	8-6	10-6	18-12	W1	Howard	29	Howard	7	Thornley/Comby	18	18,685		
31	Dec 30	H	W	Minnesota	107-100	9-6	10-6	19-12	W2	29	Newitzki	13	Kidd	10	Hickson	21	20,264	
32	Jan 2	H	W	Philadelphia	96-86	10-6	10-6	20-12	W3	31	Dampier	14	Kidd	9	Iguodala	22	20,327	
33	Jan 4	H	E	Memphis	82-102	10-6	10-7	20-13	L1	20	Kidd/Bass	8	Kidd	6	Mays	21	11,731	
34	Jan 6	H	W	L.A. Clippers	107-102	11-6	10-7	21-13	W1	34	Kidd	18	Kidd/Bass	8	Gordon	32	19,794	
35	Jan 8	H	W	New York	99-94	12-6	10-7	22-13	W2	Howard	19	Bass	11	Newitzki	7	Dolan	24	19,779
36	Jan 9	R	L	Phoenix	100-128	12-6	10-8	22-14	L1	19	Newitzki	7	Kidd	7	O'Neal	25	18,422	
37	Jan 11	R	L	Sacramento	86-102	12-6	10-9	22-15	L2	33	Newitzki	8	Kidd	7	Martin	21	12,294	
38	Jan 13	R	L	Denver	87-98	12-6	10-10	22-16	L3	34	Newitzki	14	Kidd	7	Billups	23	14,158	
39	Jan 14	H	L	New Orleans	87-104	12-7	10-10	22-17	L4	29	Newitzki	13	Kidd	7	Paul	33	19,847	
40	Jan 17	H	W	Utah	115-108	13-7	10-10	23-17	W1	30	Bass	9	Kidd	15	Williams	30	20,325	
41	Jan 19	R	W	Philadelphia	95-83	13-7	11-10	24-17	W2	24	Kidd	12	Kidd	6	Williams	25	14,603	
42	Jan 21	R	L	Milwaukee	99-133	13-7	11-11	24-18	L1	30	Newitzki	8	Terry	5	Villanova	32	13,898	
43	Jan 23	R	W	Utah	112-91	13-7	12-11	25-18	W1	30	Newitzki	7	Kidd	10	Hampton	17	22,076	
44	Jan 25	R	L	Boston	100-124	13-7	12-12	25-19	L1	Terry	27	3 Players	7	Kidd	5	3 Players	23	18,924
45	Jan 28	H	W	Golden State	117-93	14-7	12-12	26-19	W1	Terry	22	Dampier/Bass	11	Kidd	8	Jackson	25	18,884
46	Jan 31	R	W	Miami	111-86	14-7	13-12	27-19	W2	Newitzki	30	Newitzki	7	Kidd	11	Wade	30	19,600
47	Feb 2	R	W	Orlando	105-95	14-7	14-12	28-19	W3	Newitzki	29	Dampier	7	Kidd	8	Howard	35	18,551
48	Feb 4	H	W	Portland	104-99	15-7	14-12	29-19	W4	Howard	23	Newitzki	11	Kidd	10	Ray	26	19,767
49	Feb 6	R	L	Utah	87-116	15-7	14-13	29-20	L1	Howard	18	Newitzki	8	Kidd	8	Williams	34	19,611
50	Feb 7	H	W	Chicago	115-114 (OT)	16-7	14-13	30-20	W1	Newitzki	44	Dampier	18	Kidd	10	Gordon	28	20,349
51	Feb 10	H	W	Sacramento	118-100	17-7	14-13	31-20	W2	Howard/Wright	23	Dampier	16	Kidd	12	Martin	18	19,867
52	Feb 12	H	L	Boston	92-99	17-8	14-13	31-21	L1	Newitzki	37	Newitzki	8	Kidd	10	Pierce	31	20,285
53	Feb 18	H	W	New Jersey	113-98	18-8	14-13	32-21	W1	Howard	24	Howard	10	Kidd	10	Harris	18	18,878
54	Feb 20	R	L	Houston	88-93	18-8	14-14	32-22	L1	Bass	26	Newitzki	11	Kidd/Bass	5	Yao	22	18,195
55	Feb 21	H	W	Sacramento	116-86	19-8	14-14	33-22	W1	Howard/Bass	28	Singleton	12	Kidd	11	Utah	16	20,223
56	Feb 24	R	L	San Antonio	79-93	19-8	14-15	33-23	L1	Howard	19	Singleton	14	Kidd	4	Perkins	37	18,797
57	Feb 25	H	W	Milwaukee	116-96	20-8	14-15	34-23	W1	Howard	27	Bass	11	Kidd	9	Villanova	25	19,566
58	Feb 27	H	?	Oklahoma City	110-108 (OT)	21-8	14-15	35-23	W2	Newitzki	41	Singleton/Newitzki	9	Kidd	13	Westbrook	33	20,007
59	Mar 1	H	W	Toronto	109-98	22-8	14-15	36-23	W3	Newitzki	24	Singleton	10	Kidd	15	Bech	28	19,888
60	Mar 2	R	L	Oklahoma City	87-98	22-8	14-16	36-24	L1	Newitzki	26	Singleton	8	Newitzki	6	Kneib	26	18,527
61	Mar 4	H	W	San Antonio	107-102	23-8	14-16	37-24	W1	Howard	29	Newitzki	12	Kidd	8	Perkins	37	20,318
62	Mar 5	R	L	New Orleans	88-104	23-8	14-17	37-25	L1	Newitzki	27	Dampier	8	Terry	4	Paul	27	17,230
63	Mar 7	H	W	Washington	119-103	24-8	14-17	38-25	W1	Newitzki	34	Newitzki	9	Kidd	11	Jamison	24	20,150
64	Mar 10	R	W	Phoenix	122-117	24-8	15-17	39-25	W2	Newitzki	34	Newitzki	13	Newitzki/Bass	4	Nash	23	18,422
65	Mar 11	R	W	Portland	93-89	24-8	16-17	40-25	W3	Newitzki	29	Kidd/Newitzki	10	Kidd	10	Aldridge	23	20,285
66	Mar 13	R	L	Golden State	110-119	24-8	16-18	40-26	L1	Newitzki	27	Singleton	11	Kidd	11	Jackson	31	18,751
67	Mar 15	R	L	L.A. Lakers	100-107	24-8	16-19	40-27	L2	Terry	29	Singleton	10	Kidd	9	Bryant	28	18,997
68	Mar 17	H	W	Detroit	103-101	25-8	16-19	41-27	W1	Newitzki	30	Dampier	13	Bass	8	Price	28	20,427
69	Mar 19	R	L	Atlanta	87-95	25-8	16-20	41-28	L1	Newitzki	23	Newitzki	12	Kidd	8	Jackson	24	17,499
70	Mar 20	R	W	Indiana	94-92	25-8	17-20	42-28	W1	Newitzki	23	Singleton	11	Bass	6	Granger	18	17,232
71	Mar 25	H	W	Golden State	128-106	26-8	17-20	43-28	W2	Newitzki/Terry	26	Dampier	10	Kidd/Bass	7	Murrow	29	19,862
72	Mar 27	H	L	Denver	101-103	26-9	17-20	43-29	L1	Newitzki	28	Newitzki	11	Bass/Terry	4	Anthony	43	20,310
73	Mar 29	R	L	Cleveland	74-102	26-9	17-21	43-30	L2	Newitzki	20	Hollis	12	Kidd	8	Jensen	24	



2011-12 SEASON



TOP ROW L-R: Robert Hackett, A. Whitby, Dionne Calhoun, Keith Grant, Donnie Nelson, Paul Westphal, Bilty Owens, Popeye Jones, Mario Elie, Joe Prunty, Brad Davis, Casey Smith, Mike Roth. **MIDDLE ROW L-R:** Antoine Wright, Dirk Nowitzki, Mark Allen, Brandon Bass, Jamaal Magnoire, Erick Dampier, Juwan Howard, DeJuan George, Josh Howard. **BOTTOM ROW L-R:** Tyrone Lue, Jose Barea, Jason Terry, Avery Johnson, Terdemus Ussery, Jason Kidd, Jerry Stackhouse, Eddie Jones

SEASON NOTEBOOK

Won 51, lost 31 (fourth, Southwest) Donnie Nelson made waves when he pulled off a trade deadline deal that brought Jason Kidd back to the team that drafted him in the exchange with New Jersey, the Mavs also acquired Mark Allen and Antoine Wright as they gave up Devin Harris, Trenton Hassell, Keith van Horn, Maurice Ager, DeSagana Diop and two first round picks. Dirk Nowitzki earned his seventh consecutive All-Star bid and was named All-NBA Second Team after leading the Mavs with averages of 23.6 points and 8.6 rebounds. The Mavericks went 16-13 with Kidd at point guard and secured the seventh seed in the Western Conference. Dallas would eventually fall 4-1 to the second-seeded New Orleans Hornets.

	G	GS	Min	Fg	Fga	Pct	3Fg	3Fga	Pct	FT	Fta	Pct	OR	DR	Tot	AST	PF	DQ	STL	TO	BLK	Pts	Avg
Nowitzki	77	77	2769	830	1314	.479	79	220	.359	478	544	.879	95	564	659	266	198	0	51	160	71	1817	23.6
Jo Howard	76	76	2757	567	1247	.455	67	210	.312	312	384	.813	120	412	532	164	202	1	58	114	32	1513	19.9
Terry	82	34	2579	471	1008	.467	136	363	.375	191	223	.857	30	178	208	264	170	1	88	82	18	1269	15.5
Morris	39	39	1184	187	387	.483	25	70	.357	161	196	.821	17	74	91	206	127	0	56	93	2	560	14.4
Kidd (Tot)	80	80	2906	305	793	.385	119	312	.381	135	165	.818	94	506	600	806	185	0	136	266	26	864	10.8
Kidd (Dal)	29	29	1011	104	244	.426	35	78	.461	44	54	.815	36	152	188	276	75	0	62	81	11	287	9.9
Stackhouse	68	13	1412	213	526	.405	60	184	.326	132	148	.892	33	100	133	145	82	0	28	86	10	618	10.7
Basa	79	1	1557	246	493	.499	0	4	.000	162	197	.822	120	227	347	58	150	0	22	82	48	654	8.3
Wright (Tot)	66	10	1231	136	329	.413	32	110	.291	46	67	.687	48	107	147	88	127	1	28	50	21	350	6.3
Wright (Dal)	15	0	178	21	42	.500	5	9	.556	5	9	.556	5	17	22	13	22	0	2	11	4	52	3.5
Dampier	72	64	1755	178	277	.643	0	0	---	84	145	.575	207	332	539	63	226	6	24	80	106	440	6.1
Lue (Tot)	50	3	736	113	253	.447	39	86	.453	25	32	.781	9	45	54	74	66	0	11	27	1	290	5.8
Lue (Dal)	17	0	173	27	67	.474	8	17	.529	1	4	.250	0	13	13	15	28	0	0	5	1	64	3.8
Allen (Tot)	73	16	1096	157	327	.480	1	2	.500	23	25	.920	66	130	196	44	149	1	19	45	31	338	4.6
Allen (Dal)	25	4	333	33	66	.500	0	0	---	11	12	.917	24	44	68	16	60	1	4	13	10	77	3.1
Barea	44	9	480	71	170	.418	21	54	.389	28	35	.800	4	43	47	58	48	0	14	35	1	181	4.3
Jones	47	33	922	86	180	.367	34	116	.293	18	14	.714	18	114	132	68	72	0	26	29	8	178	3.7
George	53	4	821	74	207	.357	22	68	.324	24	34	.706	28	109	137	35	90	1	18	24	13	194	3.7
Chop	52	18	894	87	115	.583	0	0	---	24	40	.600	111	159	270	26	100	1	20	42	63	168	3.0
Hassell	37	6	463	37	80	.463	1	4	.250	1	2	.500	11	33	44	26	55	0	9	14	1	76	2.1
Magnoire (Tot)	31	2	286	18	55	.327	0	0	---	20	44	.455	19	70	89	7	50	0	1	30	18	56	1.8
Magnoire (Dal)	7	0	27	3	6	.500	0	0	---	5	13	.462	1	7	8	0	8	0	1	7	0	12	1.7
Ager	12	3	77	5	27	.185	0	0	.000	5	6	.833	1	3	4	4	11	0	6	3	1	16	1.3
Ju. Howard	50	0	353	23	64	.359	0	0	---	11	14	.786	21	60	81	17	62	0	5	17	2	57	1.1
Fazekas	4	0	9	2	5	.400	0	0	---	0	0	---	1	2	3	0	0	0	0	0	0	4	1.0
Mavericks	82		19730	3025	6515	.464	494	1403	.352	1690	2075	.814	883	2643	3526	1720	1786	11	490	1037	403	8234	100.4
Opponents	82		19730	2903	6551	.443	408	1168	.349	1648	2168	.760	882	2419	3301	1547	1739	12	536	989	357	7862	95.9

* Did not finish season with Dallas



OCTOBER 2011
 NOVEMBER 2011
 DECEMBER 2011

SEASON RESULTS

NO	DATE	H-R	W-L	OPPONENT	SCORE	HOME RECORD	ROAD RECORD	TOTAL RECORD	OT	STATUS	PTS	REB	AST	STL	BLK	FT	ATTEND
1	OCT 31	R	W	CLEVELAND	92-74	0-0	1-0	1-0	W1	H SCHEER	21	8	3	0	0	16	20,662
2	NOV 2	R	L	ATLANTA	94-101	0-0	1-1	1-1	L1	TEBBY	28	8	6	0	0	18	19,767
3	NOV 3	H	W	SACRAMENTO	123-102	1-0	1-1	2-1	W1	JD HOWARD	27	10	7	1	0	20	20,343
4	NOV 5	H	W	HOUSTON	107-89	2-0	1-1	3-1	W2	TEBBY	31	13	5	0	0	20,399	
5	NOV 8	R	W	GOLDEN STATE	120-115	2-0	2-1	4-1	W3	JD HOWARD/TEBBY	24	12	7	0	0	19,606	
6	NOV 10	R	L	PORTLAND	82-97	2-0	2-2	4-2	L1	JD HOWARD	20	12	5	0	0	19,255	
7	NOV 13	H	W	PHILADELPHIA	99-84	3-0	2-2	5-2	W1	TEBBY	25	12	8	1	0	19,676	
8	NOV 15	H	W	SAN ANTONIO	105-92	4-0	2-2	6-2	W2	JD HOWARD	23	9	5	0	0	20,488	
9	NOV 17	H	W	MEMPHIS	109-106	5-0	2-2	7-2	W3	JD HOWARD	27	11	8	0	0	20,365	
10	NOV 20	H	W	TORONTO	105-99	6-0	2-2	8-2	W4	TEBBY	32	9	5	0	0	16,272	
11	NOV 21	R	W	HOUSTON	100-94	6-0	3-2	9-2	W5	HARRIS	22	14	5	0	0	18,143	
12	NOV 23	R	L	INDIANA	107-111	6-0	3-3	9-3	L1	HARRIS	24	11	5	0	0	20,002	
13	NOV 24	R	L	MILWAUKEE	95-97	6-0	3-4	10-4	L2	JD HOWARD	11	8	8	0	0	18,376	
14	NOV 26	H	L	WASHINGTON	99-10	6-1	3-4	9-5	L3	TEBBY	31	8	7	0	0	19,556	
15	NOV 28	H	W	MINNESOTA	103-100	7-1	3-4	10-5	W1	TEBBY	27	11	8	0	0	20,464	
16	NOV 30	H	W	PORTLAND	91-80	8-1	3-4	11-5	W2	JD HOWARD	23	14	7	0	0	22,201	
17	DEC 1	R	L	NEW ORLEANS	108-2 (OT)	8-1	3-5	11-6	L1	3 PLAYERS	19	10	5	0	0	22,223	
18	DEC 3	R	W	CHICAGO	103-98	8-1	4-5	12-6	W1	JD HOWARD	27	10	6	0	0	21,780	
19	DEC 5	R	L	SAN ANTONIO	95-97	8-1	4-6	12-7	L1	JD HOWARD	22	9	4	0	0	19,797	
20	DEC 6	H	L	DETROIT	109-122	8-2	4-6	2-8	L2	TEBBY	32	7	5	0	0	20,155	
21	DEC 8	H	W	JOB	25-17	9-2	4-6	13-8	W1	JD HOWARD	47	10	12	0	0	20,300	
22	DEC 10	R	W	NEW YORK	90-89	9-2	5-6	4-8	W2	TEBBY	26	7	4	0	0	19,763	
23	DEC 12	R	L	TORONTO	76-82	9-2	6-7	14-8	L1	TEBBY	31	11	5	0	0	19,800	
24	DEC 14	H	W	NEW ORLEANS	88-80	10-2	6-7	15-4	W1	TEBBY	25	10	6	0	0	22,071	
25	DEC 16	R	W	HOUSTON	95-83	10-2	6-7	16-9	W2	JD HOWARD	23	6	6	0	0	28	
26	DEC 17	H	W	ORLANDO	111-108	11-2	6-7	17-8	W3	TEBBY	31	11	9	0	0	20,114	
27	DEC 19	H	W	PHOENIX	108-105	12-2	6-7	18-8	W4	TEBBY	31	10	8	0	0	20,316	
28	DEC 21	H	W	L.A. CLIPPERS	102-89	13-2	6-7	19-8	W5	TEBBY	30	16	3	0	0	22,446	
29	DEC 26	R	L	JOB	90-99	13-2	6-8	19-10	L1	TEBBY	20	9	5	0	0	19,911	
30	DEC 27	H	L	CLEVELAND	81-88	13-3	6-8	19-11	L2	JD HOWARD/TEBBY	19	20	2	0	0	20,462	
31	DEC 29	H	W	ATLANTA	97-84	14-3	6-8	20-11	W1	DAEMPER	22	10	8	0	0	20,338	
32	JAN 2	H	W	GOLDEN STATE	121-99	15-3	6-8	21-11	W2	TEBBY	29	13	7	0	0	20,172	
33	JAN 4	H	W	MIAMI	94-85	16-3	6-8	22-11	W3	TEBBY	24	10	8	0	0	20,257	
34	JAN 6	R	W	MINNESOTA	101-78	16-3	7-8	23-11	W4	TEBBY	30	8	5	0	0	17,644	
35	JAN 9	H	W	DETROIT	102-86	17-3	7-8	24-11	W5	TEBBY	23	10	5	0	0	20,352	
36	JAN 11	R	W	SEATTLE	80-70	17-3	8-8	25-11	W6	TEBBY	28	9	5	0	0	12,522	
37	JAN 12	R	W	L.A. CLIPPERS	95-94	17-3	9-8	26-11	W7	TEBBY	22	9	4	0	0	18,494	
38	JAN 14	R	L	SACRAMENTO	103-122	17-3	9-8	26-12	L1	HARRIS/TEBBY	25	10	9	0	0	14,077	
39	JAN 19	H	W	SEATTLE	111-96	18-3	9-8	27-12	W1	DAEMPER	20	8	9	0	0	20,396	
40	JAN 27	R	L	WASHINGTON	84-82	18-3	9-10	27-13	L1	JD HOWARD	32	11	6	0	0	20,173	
41	JAN 23	R	W	CHARLOTTE	102-85	18-3	10-10	28-13	W1	HARRIS	21	7	9	0	0	13,754	
42	JAN 25	H	W	L.A. LAKERS	112-105	18-3	10-10	29-13	W2	JD HOWARD/TEBBY	26	10	4	0	0	20,438	
43	JAN 27	H	W	DENVER	90-85	20-3	10-10	30-13	W3	TEBBY	32	11	5	0	0	20,437	
44	JAN 28	R	W	MEMPHIS	103-84	20-3	11-10	31-13	W4	JD HOWARD	28	12	6	0	0	11,672	
45	JAN 31	R	L	BOSTON	90-98	20-3	11-11	31-14	L1	TEBBY	31	11	6	0	0	16,524	
46	FEB 3	R	L	DETROIT	65-90	20	1-2	31-14	L2	TEBBY/TEBBY	5	0	3	0	0	20,376	
47	FEB 4	R	W	ORLANDO	107-88	20-3	12-12	32-15	W1	JD HOWARD	26	9	5	0	0	18,794	
48	FEB 6	H	W	MILWAUKEE	107-96	21-3	12-12	33-15	W2	TEBBY/TEBBY	20	10	12	0	0	20,076	
49	FEB 8	H	W	MEMPHIS	92-87	22-3	12-12	34-15	W3	TEBBY	21	12	3	0	0	20,315	
50	FEB 10	R	L	NEW JERSEY	82-101	22-3	12-13	34-16	L1	TEBBY	21	8	5	0	0	16,395	
51	FEB 11	R	L	PHILADELPHIA	76-84	22-3	12-14	34-17	L2	JD HOWARD	17	9	2	0	0	11,728	
52	FEB 13	H	W	PORTLAND	96-76	23-3	12-14	35-17	W1	TEBBY	37	12	8	0	0	20,156	
53	FEB 14	F	L	PHOENIX	97-100	23-3	12-15	35-18	L1	TEBBY	36	12	4	0	0	16,422	
54	FEB 20	R	L	NEW ORLEANS	93-104	23-3	12-16	35-19	L2	TEBBY	31	8	5	0	0	18,941	
55	FEB 22	R	W	MEMPHIS	98-93	23-3	13-16	36-19	W1	TEBBY	27	8	15	0	0	16,245	
56	FEB 24	R	W	MINNESOTA	89-83	23-3	14-16	37-19	W2	TEBBY	29	8	17	0	0	22,429	
57	FEB 26	H	W	CHICAGO	102-84	24-3	14-16	38-19	W3	TEBBY	29	16	8	0	0	20,340	
58	FEB 28	R	L	SAN ANTONIO	94-97	24-3	14-17	38-20	L1	TEBBY	28	8	0	0	0	18,797	
59	FEB 29	H	W	SACRAMENTO	115-108	25-3	14-17	39-20	W1	TEBBY	34	13	9	0	0	20,354	
60	MAR 2	R	L	L.A. LAKERS	104-108 (OT)	25-3	14-18	39-21	L1	TEBBY	30	17	11	0	0	18,997	
61	MAR 3	R	L	UTAH	110-116	25-3	14-19	39-22	L2	JD HOWARD	25	7	8	0	0	19,611	
62	MAR 6	H	L	HOUSTON	96-3	25-4	14-19	39-23	L3	JD HOWARD	21	8	6	0	0	20-15	
63	MAR 8	H	W	NEW JERSEY	111-81	26-4	14-19	40-23	W1	TEBBY	34	8	13	0	0	20,399	
64	MAR 12	H	W	NEW YORK	108-74	27-4	14-19	41-23	W2	TEBBY/TEBBY	18	9	9	0	0	21,003	
65	MAR 12	H	W	CHARLOTTE	108-93	28-4	14-19	42-23	W3	TEBBY	26	9	8	0	0	20,279	
66	MAR 14	H	W	INDIANA	116-97	29-4	14-19	43-23	W4	TEBBY	21	12	12	0	0	20,354	
67	MAR 16	H	W	MIAMI	98-73	29-4	15-19	44-23	W5	TEBBY	21	6	8	0	0	19,804	
68	MAR 18	H	L	L.A. LAKERS	100-102	29-5	15-19	44-24	L1	TEBBY	36	11	7	0	0	20,534	
69	MAR 20	H	L	BOSTON	90-94	29-6	15-19	44-25	L2	JD HOWARD	24	10	8	0	0	22,682	
70	MAR 23	H	L	SAN ANTONIO	81-88	29-7	15-19	44-26	L3	STACHOUSE	19	9	8	0	0	20	
71	MAR 25	H	W	L.A. CLIPPERS	103-90	30-7	15-19	45-26	W1	JD HOWARD	32	17	8	0	0	20,211	
72	MAR 27	R	L	DENVER	105-116	30-7	15-20	45-27	L1	JD HOWARD	30	9	15	0	0	18,247	
73	MAR 30	R	L	GOLDEN STATE	104-114	30-7	15-21	45-28	L2	JD HOWARD	36	9	14	0	0	19,852	
74	MAR 31	R	W	L.A. CLIPPERS	93-86	30-7	16-21	46-28	W1	KIDD	27	8	4	0	0	17,124	
75	APR 2	H	W	GOLDEN STATE	111-86	31-7	16-21	47-28	W2	TEBBY	31	17	17	0	0	20,331	
76	APR 4	R	L	L.A. LAKERS	108-112	31-7	16-22	47-29	L1	TEBBY	27	8	8	0	0	18,987	
77	APR 6	R	W	PHOENIX	105-98	31-7	17-22	48-29	W1	TEBBY	22	12	8	0	0	16,422	
78	APR 8	H	W	SEATTLE	99-83	32-7	17-22	49-29	W2	TEBBY	22	2	10	0	0	20,228	
79	APR 10	H	W	UTAH	97-94	33-7	17-22	50-29	W3	TEBBY	32	6	7	0	0	18,378	
80	APR 12	R	L	PORTLAND	105-106	33-7	17-23	50-30	L1	TEBBY	28	7	10	0	0	19,880	
81	APR 13	R	L	SEATTLE	95-99	33-7	17-24	50-31	L2	TEBBY	32	9	8	0	0	16,272	
82	APR 16	R	W	NEW ORLEANS	111-98	34-7	17-24	51-31	W1	TEBBY	30	12	8	0	0	20,473	



TOP ROW L-R: Dwayne Cauboun, Keith Grant, Bernard Griffith, Sam Vincent, Popeye Jones, DeHarris, Joe Prunty, Gary Borey, Donnie Nelson, Terdema Ussery. MIDDLE ROW L-R: Robert Hackett, Casey Smith, Josh Howard, Dirk Nowitzki, Kevin Acker, Erick Dampier, DeSagana Diop, DJ Mberga, Austin Croshere, Pops Mensah-Bonsu, Devean George, Brad Davis, A. Whitley, Mike Roth. BOTTOM ROW L-R: Maurice Ager, Jason Terry, Jose Barea, Avery Johnson, 2007 Dr. Pepper Honorary Maverick Garrett Weems, Devin Harris, Jerry Stackhouse, Greg Buckner

SEASON NOTEBOOK

Won 67 (lost 15 (first, Southwest)) - the 2006-07 Mavericks secured their place in history with the franchise's best record ever, earning the first seed in the NBA Playoffs. Dallas faced eighth-seeded Golden State in the first round of the playoffs and were upset 4-2 in the series, but their regular season accomplishments make them one of the best teams in NBA history - their .817 winning percentage ranked sixth all-time among NBA teams - they were also the sixth-fastest team in league history to reach the 50-win mark (59 games). Dirk Nowitzki led his team with averages of 24.6 points, 8.9 rebounds and a career-high 3.4 assists, while setting career-bests in FG%, 3FG% and FT%. Nowitzki was rewarded for his efforts as he became the first player in Mavericks history to earn the MVP award - additionally, he was named First Team All-NBA and was the second Maverick (Jason Kidd) to start an All-Star game. Nowitzki was named by Josh Howard as a Western Conference All-Star. Howard received the nod from NBA commissioner David Stern as a replacement for the Western Conference team - the two were the first pair of Mavericks to be named to the same All-Star team since 2003 (Nowitzki, Steve Nash).

Table with 21 columns: Player, G, Ga, Min, Fg, Fga, Pct, 3Fg, 3Fga, Pct, Ft, Fta, Pct, Off, Def, Tot, Ast, Pt, De, Std, To, Blk, Pts, Avg. Rows include Nowitzki, Howard, Terry, Stackhouse, Harris, Dampier, George, Buckner, Johnson, Croshere, Mensah-Bonsu, Willie, Barea, Diop, Ager, Mberga, Mavericks, Opponents.

* Did not finish season with Dallas

2008-2009 **2009-10** **2010-11** **2011-12**

SEASON RESULTS

No	Date	H/R	W-L	Opponent	Score	Home Record	Road Record	Total Record	Streak	Points For	Points Against	Opponent	Points For	Points Against	Opponent
1	Nov 2	H	L	San Antonio	91-97	0-1	0-0	0-1	L1	21	21	Howard/Terry	10	20	6
2	Nov 4	R	L	Houston	76-107	0-1	0-1	0-2	L2	24	24	Dampier	9	4	36
3	Nov 6	H	L	Golden State	104-107	0-2	0-1	0-3	L3	26	26	Nowitzki	11	Terry/Nowitzki	8
4	Nov 8	R	L	L.A. Clippers	85-183	0-2	0-2	0-4	L4	23	23	Nowitzki	12	Harris	5
5	Nov 9	R	W	Phoenix	119-117	0-2	1-2	1-4	W1	35	35	Dampier/Nowitzki	7	Johnson	6
6	Nov 12	R	W	Portland	103-96	0-2	2-2	2-4	W2	26	26	Nowitzki	10	Stackhouse	9
7	Nov 14	H	W	Chicago	111-99	1-2	2-2	3-4	W3	31	31	Nowitzki	13	Harris/Terry	5
8	Nov 7	R	W	Memphis	1-5-103	1-2	3-2	4-4	W4	26	26	Dampier	15	Harris	7
9	Nov 18	H	W	Memphis	89-84	2-2	3-2	5-4	W5	24	24	Nowitzki	13	Johnson	9
10	Nov 20	R	W	Charlotte	93-85	2-2	4-2	6-4	W6	24	24	Dampier	15	Harris	6
11	Nov 21	H	W	Washington	107-80	3-2	4-2	7-4	W7	30	30	Nowitzki	14	Stackhouse/Nowitzki	5
12	Nov 24	R	W	San Antonio	95-92	3-2	5-2	8-4	W8	31	31	Nowitzki	10	Terry	18
13	Nov 25	H	W	No/Oklahoma City	85-73	4-2	5-2	9-4	W9	28	28	Nowitzki	9	Terry	6
14	Nov 27	H	W	Minnesota	93-87	5-2	6-2	10-4	W10	25	25	Dampier/Nowitzki	11	Harris	4
15	Nov 29	H	W	Toronto	117-98	6-2	5-2	11-4	W11	26	26	Dampier	14	Johnson	8
16	Dec 1	H	W	Sacramento	109-80	7-2	5-2	12-4	W12	24	24	Dampier/Nowitzki	10	Johnson	10
17	Dec 4	R	L	Washington	97-106	7-2	5-3	12-5	L1	27	27	Nowitzki	9	Stackhouse	6
18	Dec 5	R	W	New Jersey	92-75	7-2	6-3	13-5	W1	26	26	Nowitzki	13	Terry	7
19	Dec 7	H	L	Detroit	82-92	7-3	6-3	13-6	L1	29	29	Nowitzki	12	Harris	4
20	Dec 9	+	W	Denver	105-90	8-3	6-3	14-6	W1	30	30	Nowitzki	1	Harris/Terry	6
21	Dec 11	R	L	Utah	79-101	8-3	6-4	14-7	L1	28	28	Nowitzki	10	Harris	3
22	Dec 13	H	W	L.A. Lakers	110-101	8-3	6-4	15-7	W1	29	29	Nowitzki	8	Terry	9
23	Dec 15	H	W	Philadelphia	95-79	10-3	6-4	16-7	W2	18	18	Dampier/Howard	14	Nowitzki	5
24	Dec 16	R	W	No/Oklahoma City	88-79	10-3	7-4	17-7	W3	23	23	Nowitzki	10	Terry	6
25	Dec 18	R	W	Sacramento	109-91	10-3	8-4	18-7	W4	28	28	Nowitzki	13	Harris/Terry	8
26	Dec 20	R	W	Seattle	103-95	10-3	9-4	19-7	W5	22	22	Dampier	16	Terry	8
27	Dec 22	H	W	L.A. Clippers	115-83	11-3	9-4	20-7	W6	25	25	Nowitzki	12	Terry	7
28	Dec 28	H	W	Charlotte	97-84	12-3	9-4	21-7	W7	27	27	Dampier	18	Terry	7
29	Dec 28	H	W	Phoenix	101-98	13-3	9-4	22-7	W8	36	36	Howard	12	Terry	8
30	Dec 30	H	W	No/Oklahoma City	94-88	14-3	9-4	23-7	W9	25	25	Dampier	9	Terry	8
31	Dec 31	R	W	Denver	89-85	14-3	10-4	24-7	W10	20	20	Howard	17	Terry	8
32	Jan 2	H	W	Seattle	112-88	15-3	10-4	25-7	W11	31	31	Nowitzki	15	Terry	5
33	Jan 4	H	W	Indiana	100-91	16-3	10-4	26-7	W12	25	25	Howard	11	Harris	5
34	Jan 5	R	W	San Antonio	90-85	16-3	11-4	27-7	W13	36	36	Howard	11	Terry	8
35	Jan 7	R	L	L.A. Lakers	96-101	16-3	11-5	27-8	L1	29	29	Nowitzki	13	Terry	7
36	Jan 9	R	W	Utah	108-106	16-3	12-5	28-8	W1	30	30	Nowitzki	9	Terry	8
37	Jan 10	H	W	Portland	96-74	17-3	12-5	29-8	W2	28	28	Dampier	10	Nowitzki	5
38	Jan 12	R	W	Indiana	115-113 (OT)	17-3	13-5	30-8	W3	43	43	Nowitzki	12	Terry	7
39	Jan 14	R	W	Toronto	97-96	17-3	14-5	31-8	W4	36	36	Nowitzki	11	3 Tied With	6
40	Jan 16	H	W	Houston	109-96	18-3	14-5	32-8	W5	30	30	Nowitzki	19	Terry	8
41	Jan 18	H	W	L.A. Lakers	114-95	18-3	14-5	33-8	W6	28	28	Howard	11	Terry	13
42	Jan 21	R	W	Miami	99-93	18-3	15-5	34-8	W7	25	25	Dampier/Nowitzki	11	Terry	11
43	Jan 23	R	W	Orlando	111-95	19-3	15-5	35-8	W8	33	33	Nowitzki	10	Nowitzki	8
44	Jan 25	R	L	Chicago	85-98	19-3	16-5	35-9	L1	28	28	Nowitzki	11	Terry	8
45	Jan 27	H	W	Sacramento	108-104	20-3	16-5	36-9	W1	32	32	Nowitzki	11	Terry	7
46	Jan 30	H	W	Seattle	122-102	21-3	16-5	37-9	W2	34	34	Crosby	7	Harris/Stackhouse	4
47	Jan 31	R	W	Memphis	95-84	21-3	17-5	38-9	W3	26	26	Nowitzki	11	Terry	6
48	Feb 3	H	W	Minnesota	94-93	22-3	17-5	39-9	W4	22	22	Dampier	12	Harris	8
49	Feb 7	H	W	Memphis	113-97	23-3	17-5	40-9	W5	30	30	Nowitzki	18	Harris	8
50	Feb 9	H	W	Houston	95-74	24-3	17-5	41-9	W6	22	22	Dampier	14	Stackhouse	5
51	Feb 11	R	W	Philadelphia	106-89	24-3	18-6	42-9	W7	24	24	Nowitzki	11	Terry	11
52	Feb 13	R	W	Milwaukee	89-83	24-3	18-6	43-9	W8	30	30	Nowitzki	11	Terry	10
53	Feb 15	R	W	Houston	80-77	24-3	20-6	44-9	W9	26	26	Howard	11	Howard/Stackhouse	3
54	Feb 22	H	W	Miami	112-108	25-3	20-6	45-9	W10	31	31	Nowitzki	11	Nowitzki	8
55	Feb 24	H	W	Denver	115-86	26-3	20-6	46-9	W11	31	31	Nowitzki	11	Nowitzki	8
56	Feb 25	H	W	Atlanta	110-87	27-3	20-6	47-9	W12	27	27	Nowitzki	8	Stackhouse	0
57	Feb 27	R	W	Minnesota	91-85	27-3	21-6	48-9	W13	23	23	Nowitzki	14	Terry	7
58	Mar 1	H	W	Cleveland	95-92	28-3	21-6	49-9	W14	24	24	Nowitzki	11	Nowitzki	7
59	Mar 3	H	W	Orlando	103-88	29-3	21-6	50-9	W15	29	29	Nowitzki	9	Terry	15
60	Mar 6	H	W	New Jersey	102-88	30-3	21-6	51-9	W16	24	24	Dampier	14	Nowitzki	5
61	Mar 11	R	W	L.A. Lakers	108-72	30-3	22-6	52-9	W17	24	24	Dampier	13	Harris	4
62	Mar 12	R	L	Golden State	100-117	30-3	22-7	52-10	L1	16	16	Crosby	13	Harris	5
63	Mar 14	H	L	Phoenix	127-129 (2OT)	30-4	22-7	52-11	L2	33	33	Stackhouse	18	Nowitzki	8
64	Mar 16	H	W	Boston	106-101	31-4	22-7	53-11	W1	30	30	Nowitzki/Nowitzki	30	Nowitzki	4
65	Mar 18	R	W	Detroit	92-88	31-4	23-7	54-11	W2	28	28	Nowitzki	12	Nowitzki	8
66	Mar 20	R	W	New York	92-77	31-4	24-7	55-11	W3	24	24	Dampier	13	Terry	8
67	Mar 21	R	W	Cleveland	98-98	31-4	25-7	56-11	W4	23	23	Dampier/Nowitzki	9	3 Tied With	8
68	Mar 23	R	W	Boston	109-95	31-4	26-7	57-11	W5	29	29	Dampier/Howard	11	3 Tied With	8
69	Mar 25	R	W	Atlanta	104-97	31-4	27-7	58-11	W6	28	28	Dampier	8	Stackhouse	8
70	Mar 27	R	W	No/Oklahoma City	105-88	31-4	28-7	59-11	W7	25	25	Howard	10	Terry/Stackhouse	7
71	Mar 28	H	W	Milwaukee	105-103	32-4	28-7	60-11	W8	27	27	Dampier	10	Harris	5
72	Mar 30	H	W	New York	105-103	33-4	28-7	61-11	W9	30	30	Dampier	10	Harris/Stackhouse	6
73	Apr 1	R	L	Phoenix	104-128	33-4	28-8	61-12	L1	28	28	Howard	7	Nowitzki	8
74	Apr 3	R	W	Sacramento	97-93	33-4	29-8	62-12	W1	29	29	George/Howard	8	Terry/Stackhouse	5
75	Apr 6	R	L	Denver	71-75	33-4	29-9	62-13	L1	22	22	Dampier	13	Harris	5
76	Apr 7	H	W	Portland	88-74	34-4	29-9	63-13	W1	29	29	Terry	18	Dampier/Crosby	4
77	Apr 9	H	W	L.A. Clippers	96-86	35-4	29-9	64-13	W2	26	26	Dampier	9	Terry	8
78	Apr 11	B	W	Minnesota	105-88	35-4	30-9	65-13	W3	29	29	Dampier	15	Terry	6
79	Apr 13	H	L	Utah	89-104	35-5	30-9	65-14	L1	23	23	Dampier	4	Harris	8
80	Apr 15	H	W	San Antonio	91-86	36-5	30-9	66-14	W1	21	21	Dampier	9	Terry	6
81	Apr 17	R	L	Golden State	82-111	36-5	30-10	66-15	L1	20	20	Dampier	8	Dampier	3
82	Apr 18	R	W	Seattle	106-76	36-5	31-10	67-15	W1	28	28	Dampier	8	Nowitzki	5



TOP ROW L-R: Greg Drenting, Dionne Cafron, Casey Smith, Joe Prunty, Bernard Griffith, Del Harris, Brad Davis, Larry Riley, Robert Hackett, Al Whiteley, Gary Boren, Ronaldo Backman. MIDDLE ROW L-R: Jerry Stackhouse, Josh Powell, DeMarrion Bates, Erick Dampier, Pavel Podkolzina, Keith Van Horn, Dirk Nowitzki, DeSagana Dop, Josh Howard. BOTTOM ROW L-R: Marquis Daniels, Adrian Griffin, Darrell Armstrong, Head Coach Avery Johnson, Owner Mark Cuban, Jason Terry, Devin Harris, Rawle Marshall

SEASON HIGHLIGHTS

Won 60, lost 22 (second, Southwest) - The Mavericks entered the playoffs as the fourth seed and after victories over Memphis and San Antonio, respectively, the Mavs faced Phoenix in the Western Conference Finals. Dallas earned the right to play Miami in the NBA Finals with a six-game series win over the Suns - the first time Western Conference Champs won the first two games of the Finals at home, then lost four straight to Miami to surrender the title - since the NBA adopted the 2-3-2 Finals format in 1985, the Mavs were the 10th team to win the first two games at home - the previous nine teams won the championship, while Dallas became just the third team in Finals history to drop the series after leading 2-0 - for his efforts in his first full season as head coach of the Mavs, Avery Johnson was named the NBA's Coach of the Year, meanwhile, Dirk Nowitzki was named All-NBA First Team for the second consecutive season - the Mavs' 60-22 record tied for the best in franchise history - at home, Dallas went 34-7 overall and won 27 of their final 31 home games - along with the Spurs, the Mavs became the only other team to have won 50+ games in each of the previous six seasons

Table with 21 columns: Player, G, GS, Min, Fg, Fga, Pct, 3Fg, 3Fga, Pct, Ft, Fta, Pct, Or, Def, Tot, Ast, Pr, Blk, Stl, To, Blk, Pts, Avg. Rows include Nowitzki, Terry, Howard, Stackhouse, Daniels, Harris, Van Horn, Dampier, Griffin, Christie, Marshall, Podkolzina, Powell, Chop, Armstrong, Mbemba, Navon, Opponents.

* Did not finish season with Dallas

SEASON RESULTS

No	Date	H/R	W/L	Opponent	Score	Home Record	Road Record	Total Record	Diff. %	Sk. %	Opponent	Pt	Attend
1	Nov 1	R	W	Phoenix	111-108(2ot)	0-0	1-0	1-0	W1	Novitski	28	17,961	
2	Nov 2	R	L	Utah	82-83	0-0	1-1	1-1	L1	Terry	21	18,249	
3	Nov 5	H	W	San Antonio	103-84	1-0	1-1	2-1	W1	Novitski	34	20,468	
4	Nov 9	R	L	Philadelphia	97-132	1-0	1-2	2-2	L1	van Horn	19	13,392	
5	Nov 11	R	W	Charlotte	98-88	1-0	2-2	3-2	W1	Novitski	23	18,130	
6	Nov 12	R	W	Mo/Oklahoma City	103-103	1-0	3-2	4-2	W2	Novitski	30	19,163	
7	Nov 15	H	W	Denver	83-80	2-0	3-2	5-2	W3	Novitski	35	20,189	
8	Nov 7	H	W	Atlanta	87-78	3-0	3-2	6-2	W4	Howard	25	20,148	
9	Nov 19	H	W	Detroit	119-82	4-0	3-2	7-2	W5	Howard	26	20,337	
10	Nov 22	H	W	Houston	102-93	5-0	3-2	8-2	W6	Novitski	31	20,304	
11	Nov 25	R	W	Miami	103-90	5-0	4-2	9-2	W7	Howard	27	20,246	
12	Nov 26	H	L	Memphis	92-12	5-1	4-2	9-3	L1	Novitski	25	20,135	
13	Nov 28	R	W	Toronto	93-91	5-1	5-2	10-3	W1	Novitski	29	15,789	
14	Nov 29	R	L	Minnesota	111-131(ot)	5-1	5-3	10-4	L1	Terry	37	26,196	
15	Dec 1	H	L	San Antonio	90-92	5-2	5-3	10-5	L2	Daniels	24	20,076	
16	Dec 3	H	W	Mo/Oklahoma City	97-88	6-2	5-3	11-5	W1	Novitski	30	19,851	
17	Dec 5	R	W	Chicago	102-84	6-2	6-3	12-5	W2	Goffin	18	21,733	
18	Dec 6	R	W	Indiana	84-75	6-2	7-3	13-5	W3	Novitski	31	14,627	
19	Dec 9	R	W	Memphis	90-83	6-2	8-3	14-5	W4	Novitski	35	17,176	
20	Dec 9	H	W	Boston	103-94	7-2	8-3	15-5	W5	Stachowicz	24	20,156	
21	Dec 2	H	L	L.A. Lakers	106-109	7-3	8-3	15-6	L1	Novitski	27	18,680	
22	Dec 4	H	W	Phoenix	102-96	8-3	8-3	16-6	W1	Novitski	29	19,731	
23	Dec 16	H	W	Orlando	109-103(ot)	8-3	8-3	17-0	W1	Novitski	21	19,878	
24	Dec 18	H	W	Minnesota	102-95	10-3	8-3	18-6	W2	Dumper	8	20,134	
25	Dec 20	R	L	L.A. Lakers	90-112	10-3	8-4	18-7	L1	Howard/Novitski	13	18,987	
26	Dec 22	R	W	Sacramento	106-95	10-3	9-4	19-7	W1	Novitski	37	17,317	
27	Dec 23	R	W	Seattle	101-86	10-3	10-4	20-7	W2	Novitski	34	20,121	
28	Dec 28	H	W	Indiana	102-80	11-3	10-4	21-7	W3	Novitski	23	20,337	
29	Dec 30	H	L	Golden State	108-111	11-4	10-4	21-8	L1	Novitski	24	20,348	
30	Dec 31	R	W	Mo/Oklahoma City	95-80	11-4	11-4	22-8	W1	Novitski	24	19,170	
31	Jan 3	H	W	Portland	95-81	12-4	11-4	23-8	W2	Novitski/Terry	22	20,018	
32	Jan 4	R	L	Minnesota	78-81	12-4	11-5	23-9	L1	Novitski	23	16,702	
33	Jan 6	R	W	Denver	114-112(ot)	12-4	12-5	24-9	W1	Novitski/Terry	27	18,256	
34	Jan 7	H	W	Minnesota	83-79	13-4	12-5	25-9	W2	Novitski	26	20,151	
35	Jan 9	R	W	Beats	104-102	13-4	13-5	26-9	W3	Terry	30	16,084	
36	Jan 11	R	L	New York	115-117(ot)	13-4	13-6	26-10	L1	Novitski	32	17,468	
37	Jan 14	H	W	New Jersey	110-77	14-4	13-6	27-10	W1	Howard	28	20,387	
38	Jan 16	H	W	Milwaukee	114-95	15-4	13-6	28-10	W2	Novitski	36	19,935	
39	Jan 18	R	W	Houston	103-76	15-4	14-6	29-10	W3	Novitski	28	17,158	
40	Jan 20	R	W	L.A. Clippers	101-81	15-4	15-6	30-10	W4	Novitski	26	17,883	
41	Jan 22	R	W	Portland	85-89(ot)	15-4	16-6	31-10	W5	Stackhouse	20	13,042	
42	Jan 25	R	W	Golden State	102-93	15-4	17-6	32-10	W6	Stackhouse	23	16,842	
43	Jan 26	H	W	Seattle	104-87	15-4	18-6	33-10	W7	Novitski	20	16,891	
44	Jan 28	H	W	Utah	103-80	16-4	18-6	34-10	W8	Howard	24	20,394	
45	Jan 31	H	W	Chicago	88-84	17-4	18-6	35-10	W9	Howard	22	18,687	
46	Feb 1	R	W	Memphis	81-80	17-4	19-6	36-10	W10	Howard	19	15,817	
47	Feb 4	H	W	Seattle	110-91	18-4	19-6	37-10	W11	Howard	23	20,369	
48	Feb 7	H	W	L.A. Lakers	102-87	19-4	19-6	38-10	W12	Novitski	26	20,379	
49	Feb 9	H	W	Miami	112-76	20-4	19-6	39-10	W13	Novitski	27	20,273	
50	Feb 10	R	L	Denver	104-113	20-4	19-7	39-11	L1	Van Horn	21	18,953	
51	Feb 13	H	W	New York	100-72	21-4	19-7	40-11	W1	Novitski	21	19,749	
52	Feb 15	H	W	Washington	103-97	22-4	19-7	41-11	W2	Howard	26	19,714	
53	Feb 21	H	W	L.A. Clippers	93-81	23-4	19-7	42-11	W3	Howard	23	18,684	
54	Feb 23	H	W	Memphis	97-87	24-4	19-7	43-11	W4	Novitski	31	19,812	
55	Feb 25	H	W	Toronto	115-113(ot)	25-4	19-7	44-11	W5	Novitski	32	19,791	
56	Feb 27	H	W	Philadelphia	104-92	26-4	19-7	45-11	W6	Novitski	32	20,425	
57	Mar 2	R	L	San Antonio	89-88	26-4	19-8	45-12	L1	Novitski/Terry	23	18,797	
58	Mar 3	H	W	Charlotte	90-78	27-4	19-8	46-12	W1	Novitski	28	20,075	
59	Mar 6	H	L	Phoenix	107-116	27-5	19-8	46-13	L1	Novitski	25	20,340	
60	Mar 7	H	W	Portland	93-87	28-5	19-8	47-13	W1	Terry	26	20,218	
61	Mar 8	R	W	Portland	109-82	28-5	20-8	48-13	W2	Novitski	33	15,433	
62	Mar 11	R	W	Utah	90-87	28-5	21-8	49-13	W3	Novitski	34	19,780	
63	Mar 12	R	L	Sacramento	80-85	28-5	21-9	49-14	L1	Novitski	24	17,317	
64	Mar 14	H	W	Cleveland	91-87	29-5	21-9	50-14	W1	Novitski	30	20,425	
65	Mar 15	R	W	Houston	95-81	29-5	22-9	51-14	W2	Novitski	30	18,222	
66	Mar 17	R	W	Washington	104-94	29-5	23-9	52-14	W3	Novitski/Terry	25	19,954	
67	Mar 19	R	L	New Jersey	89-100	29-5	23-10	52-15	L1	Novitski	9	18,883	
68	Mar 21	H	W	Houston	88-72	30-5	23-10	53-15	W1	Novitski	29	20,283	
69	Mar 23	H	L	Golden State	121-122	30-6	23-10	53-16	L1	Novitski	51	20,185	
70	Mar 25	R	W	Atlanta	98-83	30-6	24-10	54-16	W1	Novitski	27	19,189	
71	Mar 28	R	L	Detroit	90-97	30-6	24-11	54-17	L1	Novitski/S'haq	25	22,075	
72	Mar 29	R	L	Cleveland	94-107	30-6	24-12	54-18	L2	Novitski	29	19,401	
73	Mar 31	R	L	Orlando	90-100	30-6	24-13	54-19	L3	Novitski	28	17,283	
74	Apr 2	H	W	Denver	103-79	31-6	24-13	55-19	W1	Novitski	30	20,251	
75	Apr 4	H	W	Sacramento	127-101	32-6	24-13	56-19	W2	Novitski	20	20,128	
76	Apr 7	R	W	San Antonio	92-86	32-6	25-13	57-19	W3	Novitski	30	20,787	
77	Apr 8	H	W	Mo/Oklahoma City	101-77	33-6	25-13	58-19	W4	Novitski	28	20,338	
78	Apr 10	H	W	L.A. Clippers	75-73	33-6	25-13	59-19	W5	Novitski	20	17,691	
79	Apr 12	R	L	Golden State	102-114	33-6	26-14	59-20	L1	Novitski	29	17,527	
80	Apr 13	R	L	Phoenix	104-117	33-6	26-15	59-21	L1	Novitski	36	19,422	
81	Apr 16	H	W	Utah	111-95	34-6	26-15	60-21	W1	Novitski	22	19,961	
82	Apr 19	H	L	L.A. Clippers	71-85	34-7	26-15	60-22	L1	Marshall	13	20,315	



TOP ROW L-R: Kevin Uppshaw, Mark Bryant, Gary Boren, Larry Riley, President/CEO Terrence Rossery, Greg Dreiling, Pat Mokesek, Head Coach Avery Johnson, De Harris, Rolando Blackman, Chase Parker, Hubert Davis, Don Karkstein. **MIDDLE ROW L-R:** Owner Mark Cuban, Erick Dampier, Dirk Nowitzki, Pave Podkozil, Shawn Bradley, Keith Van Horn, DJ Mbenga, Alan Henderson, Josh Howard, Brad Davis. **BOTTOM ROW L-R:** Assistant Athletic Trainer Dwayne Calhoun, Head Athletic Trainer Casey Smith, Jerry Stackhouse, Jason Terry, Devin Harris, Michael Finley, Darrell Armstrong, Marquis Daniels, A-Whikey, Robert Hackett. Not Pictured: Tariq Abdul-Wahad

SEASON HIGHLIGHTS

Won 58, lost 24 (second Southwest) — the Mavericks were eliminated in the Western Conference Semifinals by Phoenix — in the first round of the playoffs, Dallas overcame an 0-2 deficit to defeat Houston — the Mavericks won Game 7 over the Rockets by 40 points, the largest margin of victory in any Game 7 in NBA history — on 3/19, Don Nelson resigned and Avery Johnson was named his successor — Johnson finished the season with a 16-2 mark, including nine straight wins to close the season and was named Western Conference Coach of the Month for April — Dallas finished the season with a 29-12 road mark, the best in franchise history — Dirk Nowitzki finished third in MVP voting and became the first Maverick to be named All-NBA First Team — he also became the first player to be named to the first team who did not attend an American high school or university — the Mavericks ranked fourth in the NBA in steals, which is the highest Dallas ever ranked in that category — the Mavericks led the league in defending the 3-pointer — Devin Harris was named Western Conference Rookie of the Month for November

Player	G	Gs	Min	Fg	Fga	Pct	3Fg	3Fga	Pct	Ft	Fta	Pct	Off	Def	Tot	Asst	Pt	Dq	Sf	To	Bk	Pts	Avg
Nowitzki	78	78	3020	663	1445	.459	91	228	.399	615	708	.869	96	661	757	240	219	1	87	176	118	2032	26.1
Finley	64	64	2358	387	907	.427	116	285	.407	113	136	.831	45	217	262	169	123	0	48	60	18	1003	15.7
Stackhouse	56	7	1617	274	652	.414	32	120	.267	253	298	.849	38	145	183	127	104	0	53	106	10	833	14.9
Howard	78	78	2446	377	793	.475	34	115	.296	170	232	.733	169	315	484	109	211	3	116	122	49	958	12.6
Terry	80	57	2401	372	743	.501	183	245	.428	146	173	.844	38	150	189	429	177	0	108	147	15	993	12.4
Van Horn (Tot)	82	16	1502	257	564	.456	54	142	.380	128	157	.815	89	205	294	75	170	0	38	81	21	696	11.2
Van Horn (Dal)	29	3	684	129	279	.462	24	64	.375	72	92	.783	34	95	129	34	88	1	15	34	10	354	12.2
Dampier	59	58	1609	202	367	.550	0	3	.000	138	228	.605	183	318	501	51	205	0	15	102	80	542	9.2
Daniels	80	17	1412	220	504	.437	7	35	.200	98	133	.737	87	129	216	128	124	0	83	86	14	545	8.1
Harris	76	19	1173	157	366	.429	44	131	.336	78	103	.757	28	74	102	169	139	0	77	82	19	436	5.7
Armstrong (Tot)	66	16	988	89	277	.321	28	111	.252	58	68	.853	35	80	115	178	92	2	45	67	8	284	4.0
Armstrong (Dal)	52	7	576	36	118	.305	11	41	.268	38	47	.830	19	48	67	113	62	1	30	39	6	122	2.3
Henderson	78	10	1203	116	220	.527	0	2	.000	41	76	.539	164	184	348	2	149	1	29	49	37	273	3.5
Bradley	77	14	895	84	186	.452	0	0	—	43	63	.683	78	144	214	15	153	1	26	33	63	211	2.7
Booth	34	1	262	34	79	.430	0	1	.000	14	18	.875	18	42	58	4	55	0	11	8	16	82	2.4
Dickau	4	0	16	1	8	.125	1	3	.333	2	3	.667	0	1	1	1	1	0	0	1	0	5	1.3
Mbenga	15	1	58	6	14	.429	0	0	—	3	4	.750	3	5	8	0	13	0	0	5	5	15	1.0
Podkozil	5	0	10	0	8	—	0	0	—	1	2	.500	0	2	2	0	4	0	0	2	0	1	0.2
Mavericks	82	-	19730	3058	6691	.457	463	1273	.364	1826	2314	.789	990	2530	3520	1610	1827	10	708	1102	461	8405	102.5
Opponents	82	-	19730	2941	6712	.438	451	1366	.330	1601	2123	.754	1072	2467	3539	1714	1899	13	584	1278	399	7934	96.8

* Did not finish season with Dallas

2004-10
2005-11
2006-12
2007-08
2008-09
2009-10
2010-11
2011-12

SEASON RESULTS

No	Date	H-R	W-L	Opponent	Score	Home Record	Road Record	Total Record	Streak	Points	Reb	Assists	Opponent	Attend
1	Nov 2	H	W	Sacramento	107-98	1-0	0-0	1-0	W1	31	10	7	Milner	20,041
2	Nov 3	A	W	New Orleans	106-91	1-0	1-0	2-0	W2	19	8	5	B. Davis	17,682
3	Nov 6	H	W	Memphis	112-88	2-0	1-0	3-0	W3	23	10	4	Gasol	18,798
4	Nov 8	H	W	Golden State	101-99(ot)	3-0	1-0	4-0	W4	25	13	2	Richardson	19,527
5	Nov 9	A	L	Orlando	84-94	3-0	1-1	4-1	W1	20	13	3	Turkoglu	19,156
6	Nov 11	A	W	Miami	113-93	3-0	2-1	5-1	W1	41	10	4	O'Neal	19,985
7	Nov 13	A	W	New Jersey	94-78	3-0	3-1	6-1	W2	31	10	7	Jefferson	12,975
8	Nov 4	A	W	Washington	122-113	3-0	4-1	7-1	W3	32	13	1	Jamison/Hughes	5,420
9	Nov 16	H	L	Phoenix	101-107	3-1	4-1	7-2	L1	21	16	6	Stoudemire	20,238
10	Nov 19	H	W	New York	103-91	4-1	4-1	8-2	W1	30	13	6	Crawford	9,658
11	Nov 21	A	L	Denver	82-109	4-1	4-2	8-3	L1	15	10	5	Buckner	5,622
12	Nov 22	H	L	Minnesota	82-83	4-2	4-2	8-4	L2	22	8	5	Garnett	18,939
13	Nov 24	A	L	San Antonio	80-94	4-2	4-3	8-5	L3	23	11	2	Duncan	18,797
14	Nov 26	H	W	Portland	92-83	5-2	4-3	9-5	W1	23	10	5	Anderson	23,219
15	Nov 27	A	W	Memphis	98-85	5-2	5-3	10-5	W2	32	14	4	Miller	18,119
16	Nov 30	H	L	San Antonio	89-107	5-3	5-3	10-6	L1	21	13	4	Duncan	20,465
17	Dec 2	H	W	Houston	113-106(ot)	6-3	5-3	11-6	W1	53	16	7	McGrady	18,524
18	Dec 4	H	W	Utah	109-86	7-3	5-3	12-6	W2	30	10	9	Harpring	19,845
19	Dec 6	H	L	Detroit	85-101	7-4	5-3	12-7	L1	37	14	4	Billups	19,676
20	Dec 7	A	W	Minnesota	97-87	7-4	6-3	13-7	W1	34	15	6	Garnett	18,235
21	Dec 9	H	L	Seattle	102-107	7-5	6-3	13-8	L1	27	10	4	Lewis	18,733
22	Dec 11	A	W	Houston	107-78	7-5	7-1	14-6	W1	26	14	8	McGrady	15,189
23	Dec 13	A	W	Chicago	94-83	7-6	8-3	15-8	W2	17	10	4	Cary	18,191
24	Dec 14	H	L	Golden State	107-111	7-6	8-3	15-9	L1	27	10	2	Randolph	18,561
25	Dec 18	H	W	Atlanta	90-68	8-6	8-3	16-8	W1	16	13	4	Walker	13,208
26	Dec 21	A	W	New York	123-94	8-6	9-3	17-9	W2	26	16	7	Mohamed	14,763
27	Dec 22	A	L	Atlanta	100-113	8-6	9-4	17-10	L1	23	13	4	Walker	12,765
28	Dec 28	A	W	Denver	102-88	8-6	10-4	18-10	W1	36	10	4	Miller	19,099
29	Dec 28	H	W	Boston	113-94	9-6	10-4	19-10	W2	29	11	14	Walsh/Pierce	17,209
30	Jan 2	H	W	Milwaukee	123-104	10-6	10-4	20-10	W3	39	13	10	James	20,067
31	Jan 5	H	W	L.A. Lakers	118-104	11-6	10-4	21-10	W4	29	13	6	Bryant	20,393
32	Jan 6	H	W	Indiana	121-101	12-6	10-4	22-10	W5	34	13	8	O'Neal	20,385
33	Jan 12	H	L	Houston	114-124	12-7	10-4	22-11	L1	20	8	0	McGrady	20,365
34	Jan 14	A	L	San Antonio	95-98	12-7	10-5	22-12	L2	36	14	3	Duncan	17,897
35	Jan 15	H	W	New Jersey	98-93	13-7	10-5	23-12	W1	26	12	5	Carter	20,270
36	Jan 18	H	W	Washington	137-120	14-7	10-5	24-12	W2	27	12	7	Aronas	43,853
37	Jan 20	H	W	L.A. Clippers	99-77	15-7	10-5	25-12	W3	28	11	5	Brad	24,878
38	Jan 21	A	W	Charlotte	105-99	15-7	11-5	26-12	W4	20	10	7	Dickel	17,168
39	Jan 23	H	W	Denver	95-83	16-7	11-5	27-12	W5	26	14	6	Marin	19,744
40	Jan 24	A	L	L.A. Clippers	87-97	16-7	11-6	27-13	L1	22	14	8	Brad	18,642
41	Jan 26	A	W	Portland	95-88	16-7	12-6	28-13	W1	24	15	8	Stoudemire	22,160
42	Jan 29	H	L	Philadelphia	89-93	16-8	12-6	28-14	L1	25	14	7	Salmons	19,202
43	Feb 1	H	W	Miami	108-104	17-8	12-6	29-14	W1	24	14	8	Wade	20,465
44	Feb 2	A	W	New Orleans	90-82	17-8	13-6	30-14	W2	29	14	7	Dickau	11,094
45	Feb 4	A	L	Indiana	84-86	17-8	13-7	30-15	L1	32	14	4	O'Neal	18,738
46	Feb 6	A	W	Toronto	122-113	17-8	14-7	31-15	W1	30	14	11	Beak	17,896
47	Feb 8	H	L	Chicago	109-107	17-9	14-7	31-16	L1	27	12	6	Diag	20,224
48	Feb 11	A	W	Sacramento	116-113	17-9	15-7	32-16	W1	27	10	7	Bibby	17,317
49	Feb 13	A	W	Seattle	95-82	17-9	16-7	33-16	W2	31	14	8	Lewis	18,072
50	Feb 15	A	W	Golden State	114-107	17-9	17-7	34-16	W3	36	11	5	Richardson	15,264
51	Feb 17	A	W	Phoenix	119-113	17-9	18-7	35-16	W4	33	16	4	Stoudemire	31,822
52	Feb 23	A	W	Utah	101-83	17-9	19-7	36-16	W5	29	8	6	Bell	18,521
53	Feb 24	H	W	Sacramento	122-113	18-9	19-7	37-16	W6	34	11	8	Bibby/Melby	26,077
54	Feb 28	H	L	Phoenix	123-124	18-10	19-7	37-17	L1	27	12	7	Stoudemire	20,435
55	Feb 28	H	W	New Orleans	90-86	19-10	19-7	38-17	W1	28	11	6	Malone	19,947
56	Mar 2	A	L	L.A. Clippers	82-101	19-10	19-8	38-18	L1	25	11	18	Maggette	34,631
57	Mar 4	A	L	L.A. Lakers	103-108	19-10	19-9	38-19	L2	23	13	8	Bryant	18,897
58	Mar 6	A	L	Houston	69-90	19-10	19-10	38-20	L3	20	11	4	McGrady	18,195
59	Mar 7	H	W	Toronto	113-106	20-10	19-10	39-20	W1	32	11	8	Peterson	19,508
60	Mar 10	H	L	L.A. Lakers	95-100	20-11	19-10	39-21	L1	25	11	6	Bryant	20,411
61	Mar 11	A	W	Milwaukee	112-110	20-11	20-10	40-21	W1	28	10	6	Reid	18,483
62	Mar 13	A	W	Minnesota	102-93	20-11	21-10	41-21	W2	22	12	12	Garnett	14,920
63	Mar 15	H	L	Minnesota	91-100	20-12	21-10	41-22	L1	21	15	7	Garnett	25,434
64	Mar 17	H	W	Portland	99-94	21-12	21-10	42-22	W1	21	11	7	Abdur-R'nu/S'mire	20,092
65	Mar 19	H	W	Charlotte	104-93	22-12	21-10	43-22	W2	33	10	9	Begans	27,231
66	Mar 21	H	W	New Orleans	103-96	23-12	21-10	44-22	W3	25	10	6	Smith	19,997
67	Mar 23	A	W	Golden State	109-97	23-12	22-10	45-22	W4	29	10	8	B. Davis/Petrus	22,163
68	Mar 24	A	L	Sacramento	101-108	23-12	22-11	45-23	L1	36	10	5	Stapleton	17,317
69	Mar 26	H	W	Cleveland	117-96	24-12	22-11	46-23	W1	28	14	8	James	19,243
70	Mar 28	A	W	Detroit	95-88	24-12	23-11	47-23	W2	24	14	7	Billups	22,076
71	Mar 30	A	W	Boston	112-100	24-12	24-11	48-23	W3	36	10	7	Pierce	21,624
72	Apr 1	A	W	Philadelphia	100-83	24-12	25-11	49-23	W4	29	10	4	Jackson/Anderson	22,264
73	Apr 3	A	L	Cleveland	80-100	24-12	25-12	49-24	L1	21	8	3	James	27,682
74	Apr 5	H	W	Orlando	114-105	25-12	25-12	50-24	W1	21	9	13	Steverson	19,969
75	Apr 7	H	W	San Antonio	104-88	26-12	25-12	51-24	W2	17	10	5	Berry	12,208
76	Apr 9	H	W	Utah	89-81	27-12	25-12	52-24	W3	24	9	5	Harpring	20,387
77	Apr 11	H	W	Memphis	118-89	28-12	25-12	53-24	W4	23	13	6	Wright	18,204
78	Apr 13	A	W	Seattle	95-90	28-12	26-12	54-24	W5	31	9	8	Allen	19,502
79	Apr 14	A	W	Portland	102-90	28-12	27-12	55-24	W6	18	7	3	Abdur-R'nu/Ralston	19,074
80	Apr 17	A	W	L.A. Lakers	114-112	28-12	28-12	56-24	W7	25	8	18	Bryant	18,237
81	Apr 19	H	W	Seattle	101-96	29-12	28-12	57-24	W8	21	8	8	Allen/Lewis	21,634
82	Apr 20	A	W	Memphis	108-88	29-12	29-12	58-24	W9	27	8	6	Gasol	18,512



TOP ROW L-R: President/CEO Terrence Ross, Paul Mokeski, Orlando Blackman, De Harris, GM/Head Coach Don Nelson, Don Nelson, Larry Riley, Charlie Parker, Don Kistner, Owner Mark Cuban. MIDDLE ROW L-R: Brad Davis, Danny Fortson, Eduardo Najera, Antawn Jamison, Dirk Nowitzki, Shawn Bradley, Scott Williams, Antoine Walker, Josh Howard, Robert Hackett. BOTTOM ROW L-R: Assistant Athletic Trainer Steve Smith, Head Athletic Trainer Roger Hinds, Michael Finley, Travis Best, Tony Delk, Jon Snelansson, Steve Nash, Marquis Daniels, Dwayne Watson, A. Wiley, Not Pictured: Tariq Abdul-Wahad.

SEASON HIGHLIGHTS

Won 52, lost 30 (13th rd. Midwest) - the Mavericks were the fifth seed in the Western Conference and lost 4-1 in the first round of the playoffs to the Sacramento Kings. Dallas finished the regular season with a 36-5 record at home - the best in franchise history - the Mavericks won 10 in a row at American Airlines Center to start the season - with a win on 12/15 vs. Toronto, Head Coach Don Nelson surpassed Pat Riley for second place on the all-time coaching wins list. Dirk Nowitzki earned All-NBA Third Team honors and was selected as an All-Star reserve. Antawn Jamison was named the NBA's Sixth Man of the Year while Marquis Daniels and Josh Howard made the All-Rookie Second Team. On 11/17 vs. Portland, Steve Nash recorded the first triple double in American Airlines Center history (14 points, 12 assists and 10 rebounds). Dallas led the league in scoring (105.2 ppg), free throw percentage (79.6%), offensive rebounds (14.4 orgp) and fewest turnovers (12.2 tpg). On 12/12, Dallas ended a 26-game road losing streak to the Los Angeles Lakers - the last Maverick win against the Lakers in Los Angeles was on 12/12/90.

Table with 22 columns: Player, G, Gs, Min, Fg, Fga, Pct, 3fg, 3fga, Pct, Ft, Fta, Pct, OR, Def, Tot, Ast, Pk, Dq, Stl, To, Blk, Pts, Avg. Rows include Nowitzki, Finley, Jamison, Nash, Walker, Howard, Daniels, Delk, Williams (Tot), Williams (Dal), Fortson, Bradley, Najera, Best, Ndiraya, Mavericks, and Opponents.

* Did not finish season with Dallas



SEASON RESULTS

Table with columns: No, Date, H/R, W/L, Opponent, Score, Home Record, Road Record, Total Record, Sk, Dallas F. Smith, Pt, Dallas H. Webb, Pk, Dallas Ft. Assists, Ast, Opponent, P1, Attend. Rows list games from Oct 26 to Apr 14.



TOP ROW L-R: Owner Mark Cuban, Gary Boren, Larry Riley, Sidney Moncrief, Donn Nelson, Paul Mokeski, GM, Head Coach Don Nelson, Rodolfo Blackman, De Harris, Dor Kasstein, Charlie Parker, President/CEO Terrence Ross, MIDDLE ROW L-R: Robert Hackett, Antoine Rigaudeau, Papeye Jones, Dirk Nowitzki, Shawn Bradley, Evan Eschmeyer, Raef LaFrentz, Walt Williams, Eduardo Najera, Brian Davis, BOTTOM ROW L-R: Assistant Athletic Trainer Steve Smith, Head Athletic Trainer Roger Hinds, Tariq Abdul-Wahad, Raabea Ben-Nick, van Exel, Michael Finley, Steve Nash, Avery Johnson, Adrian Griffin, Dwayne Wilson, Al Whitney

SEASON HIGHLIGHTS

Won 60, lost 22 (tied for first, Midwest) - Dallas finished with the best regular season record in franchise history and advanced to the Western Conference Finals for only the second time. Dirk Nowitzki was named to the All-NBA Second Team while Steve Nash was an All-NBA Third Team selection - both players were selected to play in the All-Star game in Atlanta - the Mavericks won their first 14 games of the season, falling one win shy of tying the NBA record. Don Nelson was named Western Conference Coach of the Month for November while Nash, Nowitzki and Michael Finley shared Player of the Month honors. Dallas was a league best 27-14 on the road - the Mavericks led the league in scoring with 103.0 points a game and committed an NBA record low 11.6 turnovers a game. Dallas recorded a franchise-high 41 regular season home sellouts. Nash set a franchise record for consecutive free throws made with 49. Nowitzki ranked sixth in the NBA in scoring (125.1 ppg) and joined Mark Aguirre as the only Maverick to record 2,000 or more points in a single season. ...Maverick opponents shot a franchise-low 43.8% from the floor.

Table with columns: Player, G-S, Min, Avg, Fg Att, Pct, 3Fg Att, Pct, Ft Att, Pct, Off, Def, Reb, Avg, Ast, Avg, PIR, STL, TO, Blk, Pts, Avg, Ht. Rows include Nowitzki, Finley, Nash, VanExel, LaFrentz, Bradley, Najera, Williams, Chaffin, Abdul-Wahad, Johnson, Bell, Jones, Rigaudeau, Eschmeyer, Streckland*, Harrington*, Mavericks, Opponents.

* Did not finish season with Dallas

SEASON RESULTS

No	Date	H-R	W-L	Opponent	Score	Home Record	Road Record	Total Record	Sk	Dallas Hi Score	Pr	Dallas Hi Rebr	Rb	Dallas Hi Assists	Asst	Opponent Hi Score	Pt	Attend
1	10/30	A	W	Memphis	119-88	0-0	1-0	1-0	W1	Nash	24	Nevzida	11	Nash	13	Cincaik	29	16,638
2	11/2	H	W	Phoenix	97-83	1-0	1-0	2-0	W2	Nevzida	22	Bradley	8	Nash	8	Mastury	15	19,783
3	11/4	H	W	Golden State	101-100	2-0	1-0	3-0	W3	Nash	30	Nevzida	13	Nash	5	Rickardson	35	19,358
4	11/6	A	W	Toronto	106-92	2-0	2-0	4-0	W4	Nevzida	28	Nevzida	3	Nash	6	Lemard	20	19,800
5	11/8	A	W	Chicago	114-87	2-0	3-0	5-0	W5	Nevzida	24	Bradley/Williams	11	Nash	6	Ruce	24	21,028
6	11/9	H	W	Detroit	114-75	3-0	3-0	6-0	W6	Finley	25	Nevzida	8	Nash	10	Harmon	19	19,944
7	11/11	H	W	Portland	82-73	4-0	3-0	7-0	W7	Nevzida	26	Bradley	18	Nash	7	Wallace	14	19,548
8	11/13	A	W	Cleveland	103-99	4-0	4-0	8-0	W8	Finley	26	Nevzida	12	Nash	7	Ignauskas	34	12,754
9	11/16	A	W	Boston	97-86	4-0	5-0	9-0	W9	Nevzida	32	Nevzida	9	Nash	9	Walker	22	18,624
10	11/16	A	W	New Jersey	98-88	4-0	6-0	10-0	W10	Nash	30	Finley	13	Nash	9	Kidd	22	16,634
11	11/18	H	W	L.A. Lakers	98-72	5-0	6-0	11-0	W11	Nash	21	Nevzida	17	Nash	6	Bryant	16	20,896
12	11/21	H	W	Houston	103-90	6-0	6-0	12-0	W12	Finley	28	Nages	11	Nash	8	Van	30	19,853
13	11/23	H	W	Seattle	115-105	7-0	6-0	13-0	W13	Finley/Nevzida	29	Finley	11	Nash	8	Payton	20	20,811
14	11/27	A	W	Detroit	102-82	7-0	7-0	14-0	W14	Finley	42	Nevzida	15	Nash	7	Hamilton	19	22,076
15	11/28	A	L	Indiana	98-77	7-0	7-1	14-1	L1	Nash	29	Nevzida	8	Nash	9	O'Neal	28	17,948
16	11/30	H	W	Chicago	103-90	8-0	7-1	15-1	W1	Nash	18	Nevzida	11	Nash/Van East	7	Ruce	31	19,940
17	12/2	H	W	Toronto	113-102	9-0	7-1	16-1	W2	Nash	25	Nash	8	Nash	7	A. Williams	27	18,698
18	12/4	A	W	Portland	103-88	9-0	8-1	17-1	W3	Nevzida	26	Nevzida	5	Van East	7	Wallace	34	18,452
19	12/6	A	L	L.A. Lakers	103-95	9-0	8-2	17-2	L1	Van East	25	Nevzida	12	Nash	7	Bryant	27	18,997
20	12/7	A	W	Golden State	121-116	9-0	9-2	18-2	W1	Bradley	35	Bradley	11	Van East	5	Jarmon	26	16,355
21	12/10	H	W	L.A. Clippers	122-95	10-0	9-2	19-2	W2	Finley/Van East	24	Bradley	11	Nash	7	Brant	20	19,715
22	12/11	A	W	Sacramento	104-87	10-0	9-3	19-3	L1	Finley	26	Finley/Williams	8	Nash	10	Parker	32	17,632
23	12/14	H	W	Memphis	104-81	11-0	9-3	20-3	W1	Nash	26	Bradley	18	Nash/Van East	7	Cincaik	17	19,732
24	12/17	H	W	Indiana	118-87	12-0	9-3	21-3	W2	Finley	33	Finley	13	Van East	10	O'Neal	20	18,942
25	12/18	A	W	Denver	80-75	12-0	10-3	22-3	W3	Finley	31	Bradley	12	Van East	8	Howard	21	13,183
26	12/20	H	L	Utah	81-83	12-1	10-3	22-4	L1	Nevzida	28	Nevzida	17	Nash	5	Harpring	19	18,826
27	12/23	H	W	Washington	92-86	13-1	10-3	23-4	W1	Nevzida	30	Nevzida	17	Van East	8	Stockton	28	20,119
28	12/26	A	W	New Orleans	83-81	13-1	11-3	24-4	W2	Nevzida	23	Van East	11	Nash	7	Wesley	24	18,015
29	12/28	H	W	New York	107-82	14-1	11-3	25-4	W3	Nash/Nevzida	19	Bradley/Nevzida	9	Nevzida	7	Sprewell	15	20,860
30	12/30	H	L	Milwaukee	107-110	14-2	11-3	25-5	L1	Nevzida	40	Nevzida	24	Nevzida/Van East	5	Cassell	28	18,935
31	1/2	H	W	L.A. Clippers	102-92	15-2	11-3	26-5	W1	Nash	24	Nevzida	10	Nash	7	Dillon	26	18,894
32	1/4	H	W	Philadelphia	102-83	16-2	11-3	27-5	W2	Nevzida	29	Bradley	11	Nash	8	Aceman	25	20,124
33	1/6	H	W	Denver	86-71	17-2	11-3	28-5	W3	Finley	19	LaFrance	11	Finley/Van East	5	Howard	22	18,773
34	1/8	A	W	Atlanta	117-88	17-2	12-3	29-5	W4	Nevzida	38	Nevzida	14	Nash	8	Terry	27	10,997
35	1/10	H	W	Boston	103-78	18-2	12-3	30-5	W5	Nevzida	28	Gillis	12	Finley	7	Pinn	20	20,032
36	1/12	A	W	L.A. Clippers	95-90	18-2	13-3	31-5	W6	Nash	24	Bradley/Nash	8	Nash	8	Brad	18	18,218
37	1/16	A	L	Sacramento	94-123	18-2	13-4	31-6	L1	Van East	29	Nevzida	8	Nash	7	Whitaker	28	17,317
38	1/17	A	L	Phoenix	106-111	18-2	13-5	31-7	L2	Nash	32	Nevzida	14	Nevzida/Van East	4	Marbury	41	18,023
39	1/19	A	L	Seattle	81-86	18-2	13-6	31-8	L3	Finley	18	Nevzida	14	Nevzida	6	Dunlap/Lewis	18	18,358
40	1/21	H	W	Houston	107-88	19-2	13-6	32-8	W1	Nevzida	26	Nevzida	8	Nash	8	Francis	28	20,194
41	1/23	A	W	Philadelphia	107-94	19-2	14-6	33-8	W2	Nevzida	38	Nevzida	14	Nash	13	Jacobs/V. Jones	25	20,027
42	1/24	A	W	New York	101-90	19-2	15-6	34-8	W3	Nevzida	38	Nevzida	8	Finley	8	Sprewell	21	19,763
43	1/26	H	L	Portland	93-100	19-3	15-6	34-9	L1	Finley	27	LaFrance/Nevzida	7	Nash	9	Pippin	19	18,765
44	1/28	A	W	Houston	104-81	19-3	16-6	35-9	W1	Nevzida	34	Bradley	9	Nash/Nevzida	5	Van	20	18,285
45	1/30	H	W	Minnesota	112-108	20-3	16-6	36-9	W2	Nevzida	32	LaFrance	15	Nash	8	Hudson/Garnett	31	18,874
46	2/1	H	W	Denver	122-100	21-3	16-6	37-9	W3	Van East	30	Bradley	8	Van East	7	White	17	18,885
47	2/3	A	W	Utah	92-80	21-3	17-6	38-9	W4	Nevzida	25	LaFrance	8	Nash	6	Harpring	26	18,130
48	2/4	H	L	Sacramento	109-110	21-4	17-6	38-10	L1	Finley/Nevzida	28	Nevzida	16	Nash	14	Bibby	27	20,192
49	2/11	A	L	Minnesota	98-100	21-4	17-7	39-11	L2	Nevzida	34	Nevzida	7	Nash	8	Garnett	28	15,145
50	2/12	A	L	Milwaukee	114-120	21-4	17-8	39-12	L3	Nevzida	27	Nevzida	12	Nash	10	Allen	28	15,885
51	2/14	A	W	Memphis	110-103	21-4	18-8	39-12	W1	Nevzida	31	LaFrance	14	Nash	13	Grant	25	15,924
52	2/15	H	W	Miami	98-82	22-4	18-8	40-12	W2	Nevzida	25	Nevzida	2	Nevzida	8	Dant	21	20,003
53	2/18	H	W	Atlanta	105-79	23-4	18-8	41-12	W3	Finley	28	Gillis	8	Bradley	4	Abitu-Rahin	14	18,783
54	2/20	H	W	San Antonio	95-87	24-4	18-8	42-12	W4	Nash	29	Bradley/Finley	8	Nash	10	Ruce	25	20,035
55	2/21	A	W	Houston	100-86	24-4	19-8	43-12	W5	Nevzida	34	Nevzida	11	Van East	7	Francis	18	18,286
56	2/23	A	W	Washington (D)	106-101	24-4	20-8	44-12	W6	Nevzida	29	Nevzida	18	Nash	10	Jordan/S. Jones	30	20,173
57	2/26	A	L	Orlando	93-88	24-4	20-9	44-13	L1	Nevzida	25	Nevzida	7	Nash	5	McGrady	28	15,009
58	2/27	H	L	Sacramento (D)	124-128	24-5	20-9	44-14	L2	Nevzida	38	Nevzida	13	Nash	10	Stojakovic	38	20,059
59	3/1	H	W	Memphis	114-87	25-5	20-9	45-14	W1	Nevzida	28	Finley/Nages	10	Nash	7	Grant	25	18,828
60	3/4	H	W	New Jersey	88-79	26-5	20-9	46-14	W2	Nash/Nevzida	24	Nevzida	13	Nash	8	Martin	18	18,820
61	3/7	A	W	Miami	91-89	26-5	21-9	47-14	W3	Nash	22	Finley	11	Nash	5	R. Butler/Jarmon	20	18,580
62	3/8	H	W	Utah	101-77	27-5	21-9	48-14	W4	Nevzida	21	Grant/Gill/Walt	8	Nash	4	Melton	16	20,123
63	3/10	H	L	Minnesota	83-92	27-6	21-9	48-15	L1	Nevzida	37	Finley/Nevzida	13	Nash	9	Garnett	31	20,049
64	3/13	A	L	Seattle	100-107	27-6	21-10	48-16	L2	Nevzida	27	Nevzida	12	Finley/Nevzida	4	Lewis	30	14,821
65	3/14	A	W	Golden State	118-114	27-6	22-10	49-16	W1	Finley	21	Bradley	11	Nash	12	Aronson	29	19,787
66	3/16	A	W	Sacramento (D)	128-123	27-6	23-10	50-16	W2	Nevzida	34	Nevzida	18	Nash	10	Stojakovic	30	17,317
67	3/18	H	W	Cleveland	114-93	28-6	23-10	51-16	W3	Nevzida	29	Nevzida	8	Nash	6	Ignauskas	38	19,852
68	3/20	H	L	San Antonio (D)	110-112	28-7	23-10	51-17	L1	Van East	35	Nevzida	12	Nash	7	Burton	25	20,110
69	3/22	H	W	Phoenix	102-85	29-7	23-10	52-17	W1	Nash/Nevzida	27	Nevzida	11	Nash	13	Harvey/Martin	21	20,087
70	3/24	A	W	Denver	108-96	29-7	24-10	53-17	W2	Nevzida	25	Nevzida	8	Nash	5	Howard	25	14,714
71	3/26	A	W	L.A. Clippers	114-107	29-7	25-10	54-17	W3	Van East	29	Nevzida	11	Nash	12	Platzowski	22	19,585
72	3/28	A	L	Portland	95-112	29-7	25-11	54-18	L1	Nevzida	20	Abitu-Rahin/Whal	8	Doll/Nevzida	4	Wallace	20	22,530
73	3/30	A	W	Minnesota	119-95	29-7	26-11	55-18	W1	Nevzida	33	Nevzida	7	Nash	16	Garnett	24	18,394
74	4/1	H	W	New Orleans	95-88	30-7	26-11	56-18	W2	Nevzida	30	Nevzida	11	Nash/Van East	5	Dave	18	18,858
75	4/3	H	L	L.A. Lakers	98-100	30-8	26-11	56-19	L1	Nash	28	Nevzida	22	Nash	5	O'Neal	31	20,129
76	4/5	H	W	Orlando	108-90	31-8	26-11	57-19	W1	Nevzida	29	Nages	7	Nash	11	Cincaik	18	18,900
77	4/8	A	L	L.A. Lakers	99-108	31-8	26-12	57-20	L1	LaFrance/Nevzida	25	Nevzida	8	Nash	10	George	21	18,997
78	4/9	A	L	Phoenix	89-112	31-8	26-13	57-21	L2	Nevzida	25	Nevzida	8	Nash	5	Martin	31	17,135
79	4/11	A	L	Utah	92-95	31-8	26-14	57-22	L3	Nevzida	34	Nevzida	8	Nash	10	Melton	23	18,996
80	4/12	H	W	Golden State	117-108	32-8	26-14	58-22	W1	Nevzida	37	Nevzida	12	Nash	10			



2011-2012 MEDIA GUIDE



TOP ROW L-R: Owner Mark Cuban, Rolando Blackman, Sidney Moncrief, Don Nelson, GM, Head Coach Don Nelson, De Harris, Charlie Parker, Paul Mokesk, President, CEO Terdemus Jerry. **MIDDLE ROW L-R:** Brian Zettler, Brett Brantford, Dwayne Watson, Tariq Abdul-Wahad, Davy Manning, Dirk Nowitzki, Shawn Bradley, Wang Zhizhi, Evan Eschmeyer, Raef LaFrentz, Eduardo Najera, Chad Lewis. **BOTTOM ROW L-R:** Head Athletic Trainer Roger Hinds, Adrian Griffin, Johnny Newman, Steve Nash, Michael Finley, Avery Johnson, Greg Buckner, Nick Van Exel, Assistant Athletic Trainer Steve Smith

SEASON HIGHLIGHTS

Won 57 (lost 25) (second, Midwest) Dallas made its second straight postseason appearance, sweeping Minnesota 3-0 in the first round before falling to Sacramento 4-1 in the conference semifinals. Dirk Nowitzki was named to the All-NBA Second Team while Steve Nash was named an All-NBA Third Team selection - both players were also members of the Western Conference All-Star Team, coached by Don Nelson. On 12/29/01, Nelson became just the third coach in NBA history to record 1,000 career wins - the Mavericks had the best road record in the NBA, tallying a then franchise-high 27 road wins. Dallas led the league in scoring (105.2 ppg), while also committing an NBA record-low 12.1 turnovers per game. The Mavs had three players win the Western Conference Player of the Week award: Nash (12/10, 12/16/01), Nowitzki (1/21-1/27/02) and Finley (4/8-4/14/02). Raef LaFrentz became the third player in league history to register 100 3-pointers and 100 blocks in the same season.

Player	G-S	Min	Avg	Fg Att	Pct	3Fg Att	Pct	FT Att	Pct	Off	Def	Reb	Avg	Ast	Avg	Pl O	Stl	To	Blk	Pts	Avg	Ht
Nowitzki	76-76	28:1	38.0	600-1250	.477	139-350	.397	440-516	.853	120	635	755	9.9	186	2.4	222-2	83	145	77	1779	23.4	40
Finley	89-89	27:54	39.9	569-1228	.463	76-224	.339	210-251	.837	90	270	360	6.2	230	3.3	144-1	85	117	25	1424	20.6	39
Van Exel (Tot)	72-46	24:8	34.7	501-1226	.409	119-350	.340	201-251	.801	28	226	254	3.5	478	6.6	104-0	44	156	11	1322	18.4	44
Van Exel (Dal)	27-2	7:57	28.0	129-314	.411	34-98	.347	55-77	.844	9	76	85	3.1	113	4.2	35-0	14	40	4	357	13.2	27
Nash	82-82	28:37	34.6	525-1088	.483	156-343	.455	260-293	.887	50	204	254	3.1	634	7.7	164-0	53	229	4	1456	17.9	39
LaFrentz (Tot)	78-76	24:55	31.5	42-920	.458	104-268	.388	105-151	.695	176	403	579	7.4	89	1.1	281-11	55	94	213	1151	13.5	30
LaFrentz (Dal)	27-25	7:87	28.1	114-261	.437	29-95	.305	35-46	.761	59	141	200	7.4	29	1.1	108-6	24	34	80	292	10.8	30
Johnson (Tot)	68-13	13:52	18.9	207-432	.479	0-5	.000	121-163	.742	14	55	69	1.0	286	4.2	86-0	40	78	8	535	7.9	23
Johnson (Dal)	17-0	1:52	8.9	21-48	.429	0-0	.000	12-17	.706	0	5	5	0.3	28	1.8	17-0	5	9	1	54	3.2	15
Culpin	58-34	3:83	23.8	179-359	.499	16-54	.296	41-49	.837	68	161	229	3.9	105	1.8	142-2	75	42	12	415	7.2	23
Najera	62-11	13:57	21.9	150-300	.500	0-2	.000	100-148	.676	149	193	342	5.5	38	0.6	156-2	56	40	30	400	6.5	19
Buckner	44-16	8:85	20.1	104-198	.525	5-16	.313	40-58	.690	67	106	173	3.9	48	1.1	124-1	31	27	18	253	5.8	18
Abdul-Wahad (Tot)	24-12	4:41	18.4	55-147	.374	1-2	.500	24-33	.727	41	43	84	3.5	24	1.0	56-1	20	27	10	135	5.6	14
Abdul-Wahad (Dal)	4-0	2:4	6.0	0-2	.000	0-0	.000	0-1	.000	2	4	6	1.5	2	0.5	5-0	2	3	1	0	0.0	0
Wang	55-0	8:00	10.9	109-248	.440	48-116	.414	42-57	.737	19	92	111	2.0	22	0.4	84-0	11	25	18	308	5.6	18
Newman	47-17	7:24	15.4	67-148	.453	22-57	.386	42-58	.724	9	40	49	1.8	14	0.3	88-2	29	21	4	198	4.2	17
Bradley	53-16	7:57	14.3	78-163	.479	0-1	.000	59-64	.922	53	123	176	3.3	28	0.4	128-3	28	25	64	215	4.1	16
Manning	41-10	5:52	13.5	71-149	.477	1-7	.143	22-33	.667	25	83	108	2.6	39	0.7	80-0	21	25	21	165	4.0	13
Eschmeyer	31-6	2:99	9.6	21-50	.420	0-0	.000	20-33	.606	35	63	98	3.2	9	0.3	60-1	10	18	9	62	2.0	8
Bolt (Tot)	7-0	4:4	6.3	3-11	.273	0-6	.000	2-2	1.000	2	3	5	0.7	2	0.3	3-0	0	5	0	8	1.1	4
Bolt (Dal)	2-0	2:1	1.0	0-0	.000	0-0	.000	0-0	.000	0	1	1	0.5	0	0.0	0-0	0	0	0	0	0.0	0
Howard*	53-44	16:59	31.3	270-585	.462	0-1	.000	144-191	.754	138	252	380	7.4	93	1.8	170-1	28	78	30	684	12.9	35
Hardaway*	54-2	12:76	23.6	179-494	.362	95-279	.341	65-78	.833	13	84	97	1.8	201	3.7	84-0	40	73	8	518	9.6	21
Harvey*	18-0	1:62	9.0	14-26	.538	0-0	.000	10-22	.455	12	34	46	2.6	5	0.3	27-0	4	8	5	38	2.1	12
Martin*	3-0	2:2	7.3	0-10	.000	0-2	.000	1-2	.500	0	1	1	0.3	3	0.3	4-0	2	1	0	1	0.3	1
Mavericks	82	19880		3200-6930	.462	621-1645	.378	1608-1994	.806	918	2568	3486	42.5	1811	22.1	1842-21	581	992	392	8629	105.2	141
Opponents	82	9880		3094-6851	.452	452-1293	.350	1640-2184	.751	1065	2600	3665	44.7	1865	22.7	1788-16	589	1155	377	8288	101.0	140

* Did not finish season with Dallas

SEASON RESULTS

No	Date	H-R	W-L	Opponent	Score	Home Record	Road Record	Total Record	Dallas Hi Score	Dallas Pt	Dallas Re Reb	Dallas Ast	Opponent Hi Scorer	Pt	Attend
1	10/30	H	W	Detroit	94-87	1-0	0-0	1-0	W1	Foley	34	10	Stackhouse	27	10,200
2	11/1	R	W	Philadelphia	93-92	1-0	1-0	2-0	W2	Nowitzki	30	13	Hardaway	7	20,230
3	11/2	R	L	Toronto	92-109	1-0	1-1	2-1	W1	Foley/Hardaway	17	11	Nash/Hardaway	5	19,800
4	11/4	R	W	Memphis	94-85	1-0	2-1	3-1	W1	Howard	36	11	Foley/Hardaway	5	13,177
5	11/6	H	W	Charlotte	110-92	2-0	2-1	4-1	W2	Ryznar/Burke	34	10	Nash	6	16,906
6	11/8	H	W	Denver	105-91	3-0	2-1	5-1	W3	Nowitzki	33	10	Nash	12	17,471
7	11/10	H	L	Philadelphia	97-98	3-1	2-1	5-2	L1	Nowitzki	25	10	Howard/Nowitzki	10	19,857
8	11/4	R	W	Cleveland	107-94	3-1	3-2	6-3	W1	Nowitzki	28	10	Nash	2	12,414
9	11/5	R	L	Detroit	89-115	3-1	3-2	6-3	L1	Foley	19	10	Nash/Martin	3	13,446
10	11/7	R	L	Houston	87-24	3-1	3-3	6-4	L2	Nash	21	10	Howard/Foley	4	11,976
11	11/20	H	L	Seattle	97-106	3-2	3-3	6-5	L3	Foley	26	13	Nowitzki/Nash	6	18,949
12	11/21	R	W	Charlotte	89-78	3-2	4-3	7-5	W1	Foley	22	11	Nash	6	8,932
13	11/23	R	W	Miami	104-94	3-2	5-3	8-5	W2	Nowitzki	33	11	Nash	8	15,468
14	11/24	H	W	Phoenix	119-104	4-2	5-3	9-5	W3	Nowitzki	32	11	Nash	9	19,869
15	11/27	H	W	Golden State	116-106	5-2	5-3	10-5	W4	Foley	39	7	Nash/Nowitzki	9	17,110
16	11/29	H	L	Sacramento	98-110	5-3	5-3	10-6	L1	Nowitzki	29	11	Nash	8	18,394
17	12/1	R	W	Golden State	111-82	5-3	6-3	11-6	W1	Nowitzki	21	10	Nash	8	16,122
18	12/2	R	W	Sacramento (D)	120-114	5-3	7-3	12-6	W2	Nowitzki	32	14	Foley	7	17,317
19	12/5	R	L	L.A. Lakers	94-98	5-3	7-4	12-7	L1	Nowitzki	33	14	Nash	13	16,997
20	12/8	H	L	Washington	95-102	5-4	7-4	12-8	L2	Foley	32	6	Nash	10	20,241
21	12/10	R	L	Utah	88-107	5-4	7-5	12-9	L3	Nowitzki	27	10	Nash	8	18,087
22	12/11	H	W	Portland	105-103	6-4	7-5	13-9	W1	Nash	30	10	Nash/Nowitzki	7	17,028
23	12/13	H	W	Cleveland	102-82	7-4	7-5	14-8	W2	Foley	22	11	Nash/Hardaway	7	17,408
24	12/15	H	W	Minnesota	125-117	8-4	7-5	15-9	W3	Foley	30	15	Nash	7	19,845
25	12/18	R	W	Minnesota	107-103	8-4	8-5	16-9	W4	Foley	26	15	Foley/Nash	5	17,079
26	12/20	H	W	Milwaukee	113-101	9-4	8-5	17-9	W5	Foley/Nash	33	12	Foley/Nash	6	19,780
27	12/22	H	W	Orlando	102-80	10-4	8-5	18-9	W6	Hardaway	18	10	Hardaway/Nash	6	18,820
28	12/26	R	W	San Antonio (D)	126-123	10-4	9-5	19-9	W7	Foley	26	11	Foley	6	20,667
29	12/27	H	W	Chicago	89-74	11-4	9-5	20-9	W8	Nowitzki	24	14	Nash	14	20,018
30	12/29	H	W	Atlanta	113-87	12-4	9-5	21-9	W9	Nowitzki	35	12	Nash	10	20,032
31	1/2	R	W	Chicago	107-87	12-4	10-5	22-8	W10	Nash	24	9	Nash	11	20,824
32	1/3	R	L	New York (D)	101-108	12-4	10-6	22-10	L1	Nowitzki	30	16	Hardaway/Nash	7	18,763
33	1/5	H	L	San Antonio	103-106	12-5	10-6	22-11	L2	Nowitzki	28	14	Hardaway/Nash	6	20,123
34	1/8	H	W	Denver	95-94	13-5	10-6	23-11	W1	Nowitzki	27	6	Nash	8	18,617
35	1/10	H	W	New York	111-89	14-5	10-6	24-11	W2	Nowitzki	29	13	Nash	11	20,019
36	1/12	H	W	Indiana	111-102	15-5	10-6	25-11	W3	Nowitzki	31	13	Nash	11	20,071
37	1/14	R	L	Orlando	87-113	15-5	10-7	25-12	L1	Howard	28	8	Hardaway	4	13,327
38	1/16	R	W	Atlanta	116-107	15-5	11-7	26-12	W1	Nowitzki	40	11	Nash	10	8,214
39	1/17	R	W	Memphis	108-87	15-5	12-7	27-12	W2	Nowitzki	32	9	Nash	10	12,732
40	1/18	H	W	Utah	106-103	16-5	12-7	28-12	W3	Nowitzki	34	9	Nash	10	20,148
41	1/21	H	W	New Jersey	113-106	17-5	12-7	29-12	W4	Nowitzki	38	13	Hardaway	6	20,039
42	1/22	R	W	Houston	113-107	17-5	13-7	30-12	W5	Nash	31	13	Nash	10	11,030
43	1/24	R	W	Denver	104-87	17-5	14-7	31-12	W6	Nowitzki	26	13	Nash	8	16,045
44	1/26	R	W	L.A. Clippers	133-112	17-5	15-7	32-12	W7	Nowitzki	28	17	Nash	11	19,211
45	1/30	H	L	L.A. Clippers	100-117	17-6	15-7	32-13	L1	Nash/Nowitzki	22	10	Hardaway	7	18,948
46	1/31	H	W	Houston	95-91	18-6	15-7	33-13	W1	Nash	33	10	Nash	8	19,939
47	2/3	H	W	L.A. Lakers	94-101	18-6	15-7	33-14	L1	Nash	20	15	Nash	6	20,179
48	2/5	R	W	Indiana (20)	141-140	19-7	16-7	34-14	W1	Nowitzki	31	17	Nash	10	15,630
49	2/6	R	W	New Jersey	112-100	19-7	17-7	36-14	W2	Nowitzki	22	8	Nash	12	16,179
50	2/12	R	W	Seattle	112-106	19-7	18-7	38-14	W3	Nash	28	9	Nash	8	14,405
51	2/13	R	L	Portland	103-114	19-7	18-8	38-15	L1	Nowitzki	27	9	Nash	7	16,341
52	2/16	R	L	L.A. Clippers	110-119	19-7	19-8	38-16	L2	Foley	23	10	Nash	8	18,120
53	2/17	R	W	Phoenix	105-82	19-7	19-8	37-16	W1	Nowitzki	28	10	Nash	6	16,809
54	2/18	H	L	Minnesota	100-117	19-8	19-8	37-17	L1	Nash	24	12	Nash/Nowitzki	5	20,035
55	2/21	H	W	Boston	98-82	19-8	19-9	38-17	W1	Nowitzki	33	23	Nowitzki	9	20,013
56	2/23	H	W	Sacramento	111-97	20-8	19-9	39-17	W2	Nash	28	21	Nash/Van Esel	8	16,045
57	2/26	H	W	Memphis	104-81	21-8	19-9	40-17	W3	Foley	30	9	Foley	9	20,181
58	3/2	H	L	Miami	95-109	21-9	19-9	40-18	L1	Foley	25	7	Nash	7	19,970
59	3/3	R	W	Denver (D)	118-110	21-9	20-9	41-18	W1	Foley	30	10	Nash	8	16,851
60	3/5	H	W	Phoenix	81-77	22-9	20-9	42-18	W2	Nowitzki	30	20	Nash	9	18,745
61	3/7	H	W	Toronto	122-103	23-9	20-9	43-18	W3	Nowitzki	36	7	Nash	15	18,945
62	3/9	H	W	Golden State	107-105	24-9	20-9	44-18	W4	Foley	29	11	Nash	8	20,170
63	3/11	H	W	Seattle	119-108	25-9	20-9	45-18	W5	Foley	26	12	Nash	9	20,090
64	3/14	R	L	Portland	106-132	25-9	20-10	45-19	L1	Nowitzki	19	19	Johnson	7	19,990
65	3/16	R	W	Golden State	117-100	25-9	21-10	46-19	W1	Nowitzki/Lafrentz	30	9	Nowitzki/Johnson	9	20,423
66	3/17	R	L	L.A. Lakers	103-105	25-9	21-11	46-20	L1	Foley	21	10	Van Esel	5	18,997
67	3/19	H	W	L.A. Lakers	114-98	26-9	21-11	47-20	W1	Nash	30	13	Nash	5	20,112
68	3/21	H	L	San Antonio	102-105	26-10	21-11	47-21	L1	Nowitzki	29	14	Nash	7	20,133
69	3/23	H	W	Memphis	111-108	27-10	21-11	48-21	W1	Nowitzki	24	14	Johnson	6	20,184
70	3/26	R	W	Milwaukee (D)	112-106	27-10	22-11	49-21	W2	Foley	36	14	Nash	13	18,465
71	3/28	R	L	Minnesota	111-113	27-10	22-12	49-22	L1	Nowitzki	34	8	Van Esel	9	18,668
72	3/29	R	W	Boston	108-82	27-10	23-12	50-22	W1	Foley	24	13	Nash	9	18,624
73	3/31	R	W	Washington	110-103	27-10	24-12	51-22	W2	Nowitzki	23	12	Nash	12	20,674
74	4/4	H	W	L.A. Clippers	115-90	28-10	24-12	52-22	W3	Nowitzki	25	10	Nash	7	20,050
75	4/6	R	L	San Antonio	87-88	28-10	24-13	52-23	L1	Van Esel	27	21	Van Esel	4	34,739
76	4/8	R	W	Utah	105-96	28-10	25-13	53-23	W1	Foley/Van Esel	28	9	Nash/Van Esel	8	19,911
77	4/9	H	W	Portland	108-96	29-10	25-13	54-23	W2	Foley	27	11	Nash	9	20,110
78	4/11	H	L	Houston (D)	95-98	29-11	25-13	54-24	L1	Foley	25	15	Foley/Nash	4	20,098
79	4/13	R	W	Seattle	116-99	29-11	26-13	55-24	W1	Foley	29	11	Nash	9	17,072
80	4/14	R	W	Sacramento	113-108	29-11	27-13	56-24	W2	Van Esel	27	13	Nash	13	17,317
81	4/16	H	W	Utah	98-87	30-11	27-13	57-24	W3	Foley	26	10	Nash	7	20,088
82	4/17	R	L	Phoenix	78-89	30-11	27-14	57-25	L1	Wang	12	7	Lafrentz/Foley/Van Esel	9	18,023



TOP ROW L-R: Greg Drenning, Morlo Wiley, Briar Zetter, Charles Parker, President/CEO Terrence Ussery, General Manager/Head Coach Don Nelson, Del Harris, Obinna Ekezie, Juwan Howard, Dirk Nowitzki, Shawn Bradley, Wang Zhizhi, Cassin Booth, Mark Bryant, Rolando Blackman, Kirk Vandeweghe, Don Nelson, Owner Mark Cuban, Sidney Moncreet, Brett Brunagard, Brad Davis. **BOTTOM ROW L-R:** Trainer Roger Ponds, Assistant Trainer Steve Smith, Eduardo Natera, Gary Trent, Vernon Maxwell, Michael Finley, Steve Nash, Greg Buckner, Howard Eisley, Donnell Harvey, Chad Lewis, Dwayne Wilson

SEASON HIGHLIGHTS

Won 53 (lost 29 (second, Midwest)) Dirk Nowitzki became only the second player in league history to have more than 100 3-pointers (151) made and 100 blocks (101) in a season (Robert Horry, 1995-1996) the Mavericks ended the longest playoff drought in the NBA by making their first postseason appearance in 11 years after becoming just the sixth team in playoff history to erase a 0-2 deficit and win a five-game series over the Jazz Dallas fell in the conference semifinals 4-1 to San Antonio the Mavericks posted the second-best improvement in the win column in the NBA (+13), behind only the Clippers (+16) the Mavericks finished the regular season as the only team in the league to finish in the top five in all of the following categories: points per game (100.5, 4th), field goal percentage (45.9%, 5th), free throw percentage (79.4%, 2nd) and 3-point field goal percentage (38.1%, 4th) it was the first 50-win season in 13 years the team recorded 25 road wins and its first-ever winning road record

Player	G-S	Min	Avg	Fg-Att	Pct	3fg-Att	Pct	Ft-Att	Pct	Off	Def	Reb	Avg	Ast	Avg	PF-D	Stl	To	Blk	Pts	Avg	Ht
Nowitzki	82-82	3126	38.1	591-1247	.474	151-390	.387	451-538	.838	119	635	754	9.2	173	2.1	245-1	78	156	101	1784	21.8	38
Finley	82-82	3443	42.0	711-1552	.458	91-263	.346	252-325	.775	109	316	425	5.2	360	4.4	174-2	118	190	32	1795	21.5	38
Howard (Tot)	81-81	2974	36.7	583-1218	.479	0-3	.000	296-383	.773	171	401	572	7.1	224	2.8	292-2	76	242	37	1482	18.0	35
Howard (Dal)	27-27	993	36.8	191-391	.488	0-3	.000	99-127	.780	50	143	193	7.1	78	2.6	106-1	28	73	16	481	17.8	32
Nash	70-70	2387	34.1	386-792	.487	88-219	.406	231-258	.895	46	177	223	3.2	509	7.3	158-0	72	205	6	1092	15.6	31
Eisley	82-40	2426	29.6	255-675	.393	107-269	.398	104-126	.825	23	174	197	2.4	295	3.6	218-3	99	102	12	741	9.0	27
Bradley	82-35	2001	24.4	219-447	.490	1-6	.167	140-178	.787	160	448	608	7.4	38	0.5	256-6	36	88	228	579	7.1	22
Buckner	37-9	820	22.2	84-192	.438	2-7	.286	59-81	.728	60	97	157	4.2	49	1.3	118-2	33	27	8	229	8.2	15
Booth (Tot)	55-29	933	17.0	120-252	.476	0-0	.000	53-78	.679	77	169	246	4.5	42	0.8	148-1	28	53	111	293	5.3	18
Booth (Dal)	15-7	293	19.5	46-84	.548	0-0	.000	20-33	.606	24	48	72	4.8	19	1.3	55-0	12	17	30	112	7.5	12
Wang	5-0	38	7.6	8-19	.421	0-2	.000	8-10	.800	1	6	7	1.4	0	0.0	8-0	0	1	0	24	4.8	13
Maxwell (Tot)	43-6	860	16.3	73-223	.327	34-111	.306	21-32	.656	4	62	86	1.6	49	1.1	64-0	21	36	3	201	4.7	15
Maxwell (Dal)	19-0	285	15.0	31-98	.316	13-47	.277	6-10	.600	1	28	29	1.5	28	1.1	31-0	9	17	3	81	4.3	11
Trent	33-4	319	9.7	57-130	.438	0-1	.000	19-36	.528	38	53	92	2.8	10	0.3	52-0	13	22	8	133	4.0	10
Najera	40-4	431	10.8	58-111	.523	1-3	.333	14-33	.424	41	54	96	2.4	27	0.7	48-0	13	17	8	131	3.3	10
Ekezie (Tot)	33-0	281	8.5	32-81	.395	0-0	.000	37-53	.698	31	47	78	2.4	9	0.3	49-0	5	14	5	101	3.1	13
Ekezie (Dal)	4-0	8	2.0	0-4	.000	0-0	.000	0-0	.000	0	2	2	0.5	0	0.0	0-0	0	0	0	0	0.0	0
Harvey	18-0	85	3.6	8-14	.571	0-0	.000	6-16	.375	6	14	20	1.1	2	0.1	15-0	3	7	1	22	1.2	5
Bryant	18-1	101	6.6	8-20	.400	0-0	.000	3-5	.600	4	17	21	1.2	3	0.2	29-1	1	5	2	19	1.1	6
„aettner“	53-35	930	17.5	165-323	.511	1-3	.333	67-82	.817	75	137	212	4.8	67	1.3	159-1	40	70	27	398	7.5	17
Davis*	51-7	1261	24.7	139-314	.443	58-133	.436	35-41	.854	18	91	109	2.1	61	1.2	92-0	29	56	1	371	7.3	32
Alexander*	36-6	472	12.4	62-178	.348	3-10	.300	33-45	.733	20	43	63	1.7	21	0.6	76-1	16	21	3	180	4.2	20
Vaught*	37-1	392	10.6	55-121	.455	0-0	.000	4-6	.667	35	88	123	3.3	18	0.4	61-0	16	18	6	114	3.1	10
Curley*	5-0	15	3.0	1-4	.250	0-1	.000	1-4	.250	0	0	0	0.0	0	0.0	4-0	1	2	1	3	0.6	2
Mavericks	82	19805	-	3085-6716	.459	517-1357	.381	1552-1954	.794	831	2571	3402	41.5	1740	21.2	1907-18	618	1141	492	8239	100.5	122
Opponents	82	19805	-	2538-6693	.439	381-1140	.334	1631-2231	.731	1068	2623	3691	45.0	1778	21.7	1848-21	622	1273	379	7888	96.2	119

* Did not finish season with Dallas

2011-2012

SEASON RESULTS

No	Date	H-R	W-L	Opponent	Score	Home Record	Road Record	Total Record	Sk	Dallas Pt Scorer	Dallas Pp	Dallas Rb	Dallas Ft Assists	Ast	Opponent Pt Scorer	Pt	Attend	
1	10/31	H	W	Milwaukee	97-83	1-0	0-0	1-0	W1	Foley	26	Backus	11	Foley	8	Allen	26	16,600
2	11/2	H	W	Indiana	94-88	2-0	0-0	2-0	W2	Nash	18	Bradley	7	Nash	5	Best	30	11,750
3	11/4	H	L	Utah	106-112	2-1	0-0	2-1	L1	Nash	24	Bradley	14	Nash	12	Melton	35	16,500
4	11/6	B	W	Denver	108-96	2-1	1-0	3-1	W1	Foley/Newitzki	26	Foley/Newitzki	8	Esley	8	LaFrenz	23	11,190
5	11/8	H	L	Vancouver	74-101	2-2	1-0	3-2	L1	Laettner	17	Bradley	8	Esley	5	Abdur-Rahim	22	11,500
6	11/10	H	W	San Antonio	79-77	3-2	1-0	4-2	W1	Foley	20	Newitzki	10	Nash	7	Anderson	17	17,296
7	1/12	R	L	Sacramento	84-89	3-2	1-1	4-3	L1	Newitzki	16	Vaughn	8	Nash	4	Sjekicovic	26	17,977
8	1/13	R	W	L.A. Clippers	98-76	3-2	2-1	5-3	W1	Bradley	22	Bradley/Newitzki	8	Foley	5	Richardson	19	9,340
9	1/15	R	L	Phoenix	78-99	3-2	2-2	5-4	L1	Nash	19	Suckner	10	Nash	6	Mann/Rogers	19	16,652
10	11/17	R	W	Seattle	99-95	3-2	3-2	6-4	W1	Newitzki	28	Newitzki	14	Nash	9	Payton	22	12,285
11	11/18	R	W	Vancouver	91-88	3-2	4-2	7-4	W2	Davis/Newitzki	20	Newitzki	10	Nash	4	Harrington	23	13,301
12	1/20	R	W	Utah	107-98	3-2	5-2	8-4	W3	Newitzki	29	Newitzki	14	Nash	17	Rossell	17	18,869
13	11/21	H	L	Sacramento	110-118	3-3	5-2	8-5	L1	Davis	32	Bradley	8	Nash	12	Payton	28	16,100
14	11/24	H	W	Detroit	108-84	4-3	5-2	9-5	W1	Newitzki	34	Newitzki	13	Esley/Foley	5	McDyess	19	16,234
15	1/28	H	W	Toronto	107-93	5-3	5-2	10-5	W2	Foley	32	Bradley/Vaughn	7	Nash	10	Williamson	22	16,076
16	1/30	R	L	Portland	84-95	5-3	5-3	0-6	L1	Alexander	20	Newitzki	9	Laettner	5	Wallace	28	19,987
17	12/2	R	W	Golden State	97-78	5-3	6-3	1-6	W1	Newitzki	24	Foley	14	Nash	10	Jamison	20	12,187
18	2/3	R	L	L.A. Lakers	97-95	6-3	6-4	1-7	L1	Newitzki	25	Newitzki	1	Esley	0	Bryant	38	18,497
19	12/5	R	L	Houston	102-109	6-3	6-5	11-8	L2	Newitzki	35	Newitzki	12	Esley	7	Francis	36	11,426
20	12/6	H	W	New York	94-85	6-3	6-5	2-8	W1	Foley	31	Newitzki	14	Nash	6	Cambry	18	14,551
21	12/8	H	W	Chicago	105-86	7-3	6-5	13-8	W2	Nash	22	Laettner/D	7	Nash	5	E-Ann	18	16,600
22	12/10	R	W	New Jersey	99-73	7-3	7-5	14-8	W3	Newitzki	31	Newitzki	8	Esley/Nash	8	Moran	18	10,654
23	12/12	R	L	Cleveland	87-92	7-3	7-6	14-8	L1	Nash	21	Foley	7	Nash	8	Riguskas	24	12,677
24	2/13	R	L	Minnesota	92-97	7-3	7-7	14-10	L1	Esley	27	Newitzki	7	Nash	8	Rose	24	16,740
25	12/15	R	W	Philadelphia	1-2-94	7-3	8-7	15-10	W1	Newitzki	36	Davis/Laettner	8	Nash	13	Jurison	26	18,663
26	2/17	R	W	Detroit	99-91	7-3	9-7	6-10	W2	Newitzki	25	Bradley	8	Nash	9	Suckhouse	24	11,389
27	12/18	R	W	Boston	106-98	7-3	10-7	17-10	W3	Newitzki	31	Bradley	6	Nash	14	Pierce	30	11,327
28	2/20	H	W	Portland	106-101	8-3	10-7	0-10	W4	Newitzki	29	Bradley/Newitzki	12	Nash	8	Sammaman	22	17,750
29	2/22	H	L	L.A. Lakers	103-108	8-4	10-7	18-11	L1	Newitzki	29	Newitzki	10	Foley/Nash	8	Bryant	35	18,201
30	12/26	H	W	Seattle	114-93	9-4	10-7	19-11	W1	Foley	38	Newitzki	11	Foley/Esley/Nash	8	Payton	23	13,655
31	12/28	H	W	L.A. Clippers	105-86	10-4	10-7	20-11	W2	Foley	25	Newitzki	15	Nash	8	Odom	21	14,260
32	2/30	H	L	Houston	99-14	10-5	10-7	26-12	L1	Foley	32	Foley	9	Nash	6	Minney	24	18,187
33	7/3	H	L	Detroit	104-107	10-6	10-7	20-13	L2	Foley	35	Newitzki	12	Nash	9	Suckhouse	33	12,389
34	1/5	R	W	Toronto	115-105	10-6	11-7	21-13	W1	Newitzki	29	Bradley	14	Nash	8	Carter	33	19,800
35	1/6	R	W	Washington	103-85	10-6	12-7	22-13	W2	Newitzki	28	Bradley	17	Nash	13	Brand With	18	12,741
36	1/8	R	W	Chicago	104-91	10-6	13-7	23-13	W3	Foley	30	Newitzki/Jamison	10	Nash	8	Thorn	23	21,344
37	1/10	R	W	Minnesota	106-86	10-6	14-7	24-13	W4	Newitzki	28	Bradley/Laettner	9	Nash	11	Garnett	26	16,274
38	1/11	R	L	Milwaukee	84-102	10-6	14-8	24-14	L1	Foley	30	Laettner	12	Esley	4	Cassell	21	16,675
39	1/13	H	L	Phoenix	86-103	10-7	14-8	24-15	L2	Foley	27	Bradley	13	Foley	6	Moran	23	18,187
40	5/8	H	L	Sacramento	105-116	10-8	14-8	24-16	L1	Newitzki	28	Foley	11	Esley	8	White	34	18,187
41	1/7	R	W	Charlotte	9-90	10-8	15-8	25-15	W1	Newitzki	27	Vaughn	10	Esley	8	Mashburn	22	14,134
42	8/8	H	W	Orrlando D	1-1-105	1-8	15-8	26-16	W2	Newitzki	38	Newitzki	17	Esley	7	McFady	34	13,355
43	2/10	H	W	Denver	97-79	12-8	15-8	27-16	W3	Newitzki	27	Newitzki	12	Esley	10	Van Exel	16	18,187
44	1/23	H	L	Philadelphia	99-114	12-9	15-8	27-17	L1	Foley	27	Newitzki	15	Foley/Nash	7	Hessan	30	18,187
45	1/25	H	W	Vancouver	120-83	13-9	15-8	28-17	W1	Nash	31	Newitzki	18	Nash	7	Thane Web	13	12,690
46	2/7	R	L	Denver	101-102	13-9	15-9	28-18	L1	Foley	32	Newitzki	14	Foley/Newitzki	6	Williams/Jamison	18	19,199
47	2/1	H	W	Miami (Det)	85-91	14-9	15-9	29-18	W1	Foley	26	Bradley	13	Esley	4	Moran	23	14,497
48	2/3	H	W	Golden State	101-95	15-9	15-9	30-18	W2	Newitzki	23	Newitzki	9	Esley	8	Sore	28	18,187
49	2/5	R	W	Atlanta	91-81	15-9	18-9	31-18	W3	Esley/Newitzki	22	Newitzki	11	Esley/Laettner	4	Terry	21	10,721
50	2/7	R	L	New York (Det)	93-98	15-9	18-10	31-19	L1	Foley	21	Laettner	8	Foley	5	Spewell	20	19,763
51	2/13	R	L	San Antonio	92-104	15-9	18-11	31-20	L2	Newitzki	30	Newitzki	10	Beckman	3	Doncas	26	17,706
52	2/15	H	W	Cleveland	102-81	16-9	18-11	32-20	W1	Foley/Newitzki	17	Newitzki	15	Esley	5	Jackson/Miller	14	14,285
53	2/7	H	W	Washington	1-2-105	17-9	18-11	33-20	W2	Foley	26	Newitzki	10	Nash	9	Howard	27	18,187
54	2/20	H	L	L.A. Lakers	106-99	17-10	16-11	33-21	L1	Nash	31	Newitzki	8	Nash	7	O'Neal	29	18,287
55	2/22	H	W	Boston	98-91	18-10	16-11	34-21	W1	Newitzki	23	Newitzki	12	Nash	12	Pierce	23	17,470
56	2/24	H	L	San Antonio	104-107	18-11	16-11	34-22	L1	Nash	29	Newitzki	9	Nash	10	Duncan	3	18,187
57	2/26	R	W	L.A. Clippers	103-92	18-11	17-11	35-22	W1	Foley	23	Newitzki	10	Nash	11	Odom	22	13,624
58	2/27	R	W	Vancouver	118-112	18-11	18-11	36-22	W2	Newitzki	31	Newitzki	8	Foley	11	Abdur-Rahim	36	12,977
59	3/3	H	W	Houston	100-95	19-11	18-11	37-22	W3	Foley	27	Newitzki	13	Nash	7	Olajuwon	27	18,187
60	3/4	R	L	Orrlando	8-95	19-11	18-2	37-23	L1	Newitzki	22	Newitzki	14	Nash	6	McFady	7	13,636
61	3/7	R	W	Miami	93-84	19-11	19-12	38-23	W1	Newitzki	29	Bradley/Howard	14	Nash	7	Moran	26	16,864
62	3/8	H	W	Golden State	102-73	20-11	19-12	39-23	W2	Newitzki	32	Bradley	20	Foley/Nash	7	Jurison	16	18,187
63	3/11	H	W	L.A. Clippers	111-93	21-11	19-12	40-23	W3	Newitzki	22	Bradley	11	Foley	8	Richardson	15	18,187
64	3/13	H	W	New Jersey	122-98	22-11	19-12	41-23	W4	Howard	27	Howard	9	Nash	11	Newman	18	15,934
65	3/15	H	W	Minnesota	103-83	23-11	19-12	42-23	W5	Foley	22	Newitzki	14	Nash	7	Garnett	28	17,472
66	3/7	H	W	Phoenix	109-99	24-11	19-2	43-23	W6	Newitzki	34	Howard	14	Foley	11	Karl	32	8,187
67	3/20	H	L	Pittland	88-96	24-12	19-2	43-24	L1	Foley	34	Newitzki	13	Nash	9	Wallace	16	18,187
68	3/21	R	L	Minnesota	97-108	24-12	19-13	43-25	L2	Newitzki	30	Newitzki	7	Esley	8	Garnett	28	18,101
69	3/24	H	W	Charlotte	103-100	25-12	19-13	44-25	W1	Foley	31	Bradley	12	Foley	7	Carpoll/Wesley	25	18,187
70	3/28	R	W	Utah	98-90	25-12	20-13	45-25	W2	Foley	33	Newitzki	13	Nash	8	Malone	21	19,911
71	3/28	R	W	Portland	94-84	25-12	21-13	46-25	W3	Howard								



1988-2000 MAVERICKS



TOP ROW L-R: Brian Zettler, Assistant Coach; Charles Parker, President & CEO; Terdema Ussery, Kim Val deweque, Head Coach; General Manager Don Nelson, Owner Mark Cuban, Cerric Ceballos, Sean Rooks, Shawn Bradley, Bruno Sundov, Dirk Nowitzki, Gary Trent, Scott Roth, Gary Heard, Don Nelson, Owner Ross Perot, Jr. **BOTTOM ROW L-R:** Athletic Trainer Roger Hinds, Steve Smith, Hubert Davis, Erick Strickland, Robert Pack, Michael Finley, Damon Jones, Greg Buckner, Steve Nash, Chad Lewis, Dwayne Wilson

SEASON HIGHLIGHTS

Won 40 (ost 42 (fourth, Midwest) Mark Cuban purchased the Mavericks on Jan. 4, 2000. From that point on, the team went 31-19. The Mavericks posted back-to-back home winning records for the first time since 1988-89 and 1989-90. Dallas went 22-19 at home and 15-10 in 1998-99. Dallas had a 28-24 record against the West, which was the best record in 10 years. The Mavericks finished 9-1 in April, which at the time, was the best month ever in franchise history (winning percentage wise). Dallas went 16-5 in the last 21 games, which tied for the best finish in franchise history (in 1986-87 the team was also 16-5). The Mavericks went 25-16 in the second half of the season, which was the best second-half record since 1989-90 when the team was 25-15. Michael Finley was one of only four players in the league who

Player	G-S	Min	Avg	Fg-Art	Pct	3Fg-Art	Pct	Ft-Art	Pct	Off	Def	Reb	Avg	Ass	Avg	PF-D	Stl	To	Blk	Pts	Avg	Hi
Finley	82-82	3464	42.2	748-1636	.457	99-247	.401	260-317	.820	122	396	518	6.3	438	5.3	171-1	109	196	32	1855	22.6	38
Nowitzki	82-81	2938	35.8	515-1118	.461	116-308	.379	289-348	.830	102	430	532	6.5	203	2.5	256-4	63	141	88	1435	17.5	32
Ceballos	69-25	2064	29.8	447-1002	.446	44-134	.328	209-248	.843	172	290	462	6.7	90	1.3	165-3	58	125	24	1148	16.8	39
Trent	11-11	301	27.4	70-142	.493	0-2	.000	11-21	.524	20	32	52	4.7	22	2.0	28-0	8	25	3	151	13.7	22
Strickland	68-67	2025	29.8	316-730	.433	73-188	.392	162-195	.831	69	254	323	4.8	211	3.1	190-3	105	102	13	867	12.8	36
Pack	29-22	685	22.9	98-230	.417	4-11	.364	63-78	.808	7	35	42	1.4	188	5.8	44-0	31	78	3	259	8.9	27
Nash	56-27	1532	27.4	173-363	.477	60-149	.403	75-85	.882	34	87	121	2.2	272	4.9	122-1	37	102	3	481	8.6	24
Bradley	77-54	1901	24.7	286-555	.479	1-5	.200	114-149	.765	160	337	497	6.5	68	0.8	260-7	71	74	190	647	8.4	26
Davis	79-15	1817	23.0	217-484	.468	82-167	.491	67-77	.870	17	117	134	1.7	141	1.8	109-0	24	70	3	583	7.4	27
Buckner	48-1	923	19.2	111-233	.476	10-26	.385	43-63	.683	56	118	174	3.6	55	1.1	148-1	38	38	20	27	5.7	25
Rooks	71-13	1001	14.1	122-283	.431	0-0	.000	65-89	.730	82	166	248	3.5	68	1.0	169-0	29	70	52	309	4.4	13
Jones (Tot)	55-1	612	11.1	80-208	.385	41-114	.360	32-48	.667	12	43	55	1.8	96	1.7	34-0	18	40	1	233	4.2	18
Jones (Dal)	42-0	416	9.9	55-154	.357	30-91	.330	25-39	.641	12	27	39	0.9	57	1.4	21-0	12	25	1	165	3.9	18
Sundov	14-0	61	4.4	12-31	.387	0-0	.000	2-2	1.000	5	7	12	0.9	2	0.1	18-0	2	4	2	26	1.9	4
Mughes*	21-0	224	10.7	35-72	.486	0-1	.000	12-26	.462	24	25	49	2.3	9	0.4	30-0	3	14	1	82	3.9	13
Rodman*	12-12	309	32.4	12-31	.387	0-1	.000	10-14	.714	48	123	171	14.3	14	1.2	41-2	2	19	1	34	2.8	6
Jackson*	1-0	1	1.0	0-0	.000	0-0	.800	0-0	.000	0	0	0	0.0	0	0.0	0-0	0	0	0	0	0.0	0
Rhodes*	1-0	8	8.0	0-0	.000	0-0	.000	0-0	.000	1	0	1	1.0	0	0.0	0-0	2	2	0	0	0.0	0
Mavericks	82	19730		3195-7047	.453	519-1326	.391	1407-1751	.804	931	2444	3375	41.2	1810	22.1	1770-22	592	1124	416	8316	101.4	125
Opponents	82	19730		3225-7053	.457	429-1244	.345	1484-2005	.740	1251	2719	3970	48.4	1901	23.2	1814-12	604	1318	416	8363	102.0	130

* Did not finish season with Dallas

SEASON RESULTS

Table with 20 columns: No, Date, H-A, W-L, Opponent, Score, Home Record, Road Record, Total Record, Str, Dallas Hi Scorer, Dallas Pt, Dallas Hi Rele, Dallas Re, Dallas Hi Assists, Dallas Ast, Opponent, Pt, Attend. Rows list game numbers, dates, locations, opponents, scores, and records for the 2011-12 season.



1998-1999 MAVERICKS



TOP ROW L-R: President/CEO Tardema Jassery, Assistant Coach Charlie Parker, General Manager/Head Coach Don Nelson, A.C. Green, Chris Anstey, Hot Rod Williams, Shawn Bradley, Dirk Nowitzki, Bruno Sundov, Aasi Sesay, Assistant Coach Don Nelson, Assistant Coach Scott Roth
BOTTOM ROW L-R: Head Athletic Trainer Roger Hinds, Assistant Athletic Trainer Steve Smith, Erick Strickland, Hubert Davis, Steve Nash, Michael Finley, Cedric Ceballos, Robert Pack, Samak Walker, Gary Trent, Strength and Conditioning Coach Chad Lewis

SEASON NOTEBOOK


Won 19, lost 31 (fifth, Midwest) Dallas' 381 winning percentage extended over 82 games would have equated to 31 wins...the winning percentage was the highest since a 36-56 (.439) record in 1994-95...the Mavericks finished with a 15-10 record at Reunion Arena, their best home mark since going 30-11 in 1989-90...For the second year in a row, Michael Finley led the Mavericks in scoring (20.2) and minutes (41.0)...Hubert Davis finished the season ranked third in the NBA in three-point shooting percentage (.451)...Finley ranked third in the NBA in minutes...Shawn Bradley finished the season with 159 blocks...he was second in the NBA (behind Alonzo Mourning) with 3.24 blocks per game...Dallas missed 144 player games due to injury/illness...the Mavericks finished April 8-7, their first winning month since going 10-6 in March of 1995...rookie Dirk Nowitzki capped off his season with 8 double-doubles in his last 12 games

Table with 22 columns: Player, G-S, Min, Avg, Fg-Att, Pct, 3Fg-Att, Pct, Ft-Att, Pct, Off, Def, Reb, Avg, Ast, Avg, PF-O, Stl, To, Blk, Pts, Avg, Hr. Rows include Finley, Trent, Ceballos, Davis, Pack, Bradley, Nowitzki, Nash, Strickland, Walker, Green, Anstey, Sundov, Williams, Mavericks, Opponents.

* Did not finish season with Dallas

SEASON RESULTS

No	Date	H-R	W-L	Opponent	Score	Home Record	Road Record	Total Record	Stk	Dallas Hi Scorer	Pt	Dallas Hi Rebr	Opponent	Opponent Hi Scorer	Pt	Attend		
1	2/5	R	L	Seattle (0)	86-82	0-0	0-1	0-1	L1	Ceballos	16	Green	11	Foley/Nash	5	Payton	28	17,072
2	2/7	R	W	Golden State (20)	102-99	0-0	1-1	1-1	W1	Ceballos	26	Nowitzki	12	Nash	12	Cummings	23	12,039
3	2/9	H	L	Utah	79-96	0-1	1-1	1-2	L1	Ceballos	18	Nowitzki	9	Nash	4	Melrose	31	17,070
4	2/11	H	L	Houston	85-105	0-2	1-1	1-3	L2	Pack	31	Bradley	8	Foley	4	Dickerson	21	18,121
5	2/12	R	L	Denver	84-100	0-2	1-2	1-4	L3	Foley	28	Green	8	Nash	9	Van Exel	27	10,012
6	2/14	R	L	Vancouver	82-98	0-2	1-3	1-5	L4	Nash	18	Bradley	10	Nash	9	Mack	28	16,059
7	2/15	R	L	Portland	84-99	0-2	1-4	1-6	L5	Foley	21	Walker	8	Nash	4	Sabonis	16	18,231
8	2/17	R	L	L.A. Lakers	89-107	0-2	1-5	1-7	L6	Trent	15	Ceballos	8	Pack	7	O'Neal	24	13,492
9	2-9	R	L	Golden State	79-91	0-2	1-6	1-8	L7	Foley	19	Bradley	11	Foley/Nash	4	Szuris	15	11,432
10	2/20	R	W	L.A. Clippers	105-90	0-2	2-6	2-8	W1	Foley	31	Trent	16	Nash	6	Patkowiak	16	10,945
11	2/22	R	L	Phoenix	83-101	0-2	2-7	2-9	L1	Ceballos	21	Bradley	7	Pack	5	Chapman	18	18,596
12	2/23	H	W	Atlanta	89-85	1-2	2-7	3-9	W1	Foley	22	Trent	10	Pack	8	Baylor	22	13,387
13	2/25	H	W	Denver	90-81	2-2	2-7	4-9	W2	Cz/MF	20	Ceballos	13	Nash	5	Van Exel	18	13,203
14	2/28	R	L	Utah	65-80	2-2	2-8	4-10	L1	Pack	18	Walker	8	Foley	3	Russell	17	19,511
15	2/27	H	W	Sacramento	97-90	3-2	2-8	5-10	W1	Trent	29	Trent	16	Pack	6	Dvac	29	15,009
16	3/2	H	W	L.A. Clippers	112-89	4-2	2-8	6-10	W2	Foley	20	Green	12	Foley	9	Taylor	18	13,492
17	3/4	H	L	San Antonio	79-95	4-3	2-8	6-11	L1	Trent	14	Nowitzki	8	Foley	6	Duncan	26	14,719
18	3/5	R	L	Utah	95-106	4-3	2-9	6-12	L2	Foley	29	Foley/Trent	8	Trent	5	Melrose	30	19,539
19	3/7	R	L	Sacramento	89-94	4-3	2-10	6-13	L3	Foley/Trent	18	Trent	14	Nash	7	Webster	18	14,715
20	3/9	H	L	Phoenix	91-103	4-4	2-10	6-14	L4	Foley	22	Bradley	14	Foley	12	Robinson	18	12,714
21	3/11	H	W	Orlando	82-76	5-4	2-10	7-14	W1	Trent	21	Green	11	Nash	11	Anderson	18	14,553
22	3/13	H	W	Vancouver	91-74	6-4	2-10	6-14	W2	Foley	21	Bradley	10	Nash	10	Abd-Rahm/Lopez	21	14,184
23	3/15	H	L	Portland	91-106	6-5	2-10	8-15	L1	Foley	21	Green	8	Foley	6	Rider	30	14,048
24	3/17	R	L	New Jersey	87-88	6-5	2-11	8-16	L2	Foley/Trent	21	Trent	16	Foley/Nash	4	Murphy	29	14,975
25	3/19	R	L	Detroit	87-94	6-5	2-12	8-17	L3	Foley	18	Sh/M/Es	6	Foley	8	Stachouba	15	18,152
26	3/20	H	W	Sacramento	104-90	7-5	2-12	9-17	W1	M/Sa/Dt	22	Trent	11	Foley	9	Abdul-Wahad	16	16,161
27	3/22	H	L	L.A. Lakers	93-96	7-6	2-12	9-18	L1	Foley	23	Green	10	Nash	8	O'Neal	25	18,121
28	3/24	H	L	Houston	78-88	7-7	2-12	9-19	L1	Bradley	20	Bradley	13	Foley	8	Olaywaju	24	15,111
29	3/26	H	W	Denver	88-78	8-7	2-12	10-19	W1	Foley	27	Bradley	8	Strickland	4	McDyess	18	13,095
30	3/27	R	L	San Antonio	77-99	8-7	2-13	10-20	L1	Foley	17	Bradley	12	Nash	5	Duncan	21	25,821
31	3/29	H	L	Seattle	101-109	8-8	2-13	10-21	L2	Trent	20	Walker	13	Strickland	7	Payton/Schrenjtl	20	13,311
32	3/30	R	L	Minnesota	79-98	8-8	2-14	10-22	L3	Trent	16	Trent	11	Nash	10	Garnett/Brandan	22	15,509
33	4/1	H	W	L.A. Clippers	83-84	9-8	2-14	11-22	W1	Trent	23	Bradley	13	Nash	8	Murray	17	13,336
34	4/5	R	L	Minnesota	93-100	9-8	2-15	11-23	L1	Trent	26	Trent	8	Nash	7	Garnett/Mitchell	18	14,107
35	4/7	R	L	Miami	87-93	9-8	2-16	11-24	L2	Trent	27	Trent	13	Nash	5	Brown	23	15,200
36	4/10	H	L	Golden State	90-91	9-9	2-16	11-25	L3	Trent	33	Bradley	13	Foley	8	Colas/Cummings	14	14,218
37	4/13	H	W	San Antonio	82-80	10-9	2-16	12-25	W1	Foley	25	Nowitzki	13	Nash	12	Robinson	22	13,142
38	4/15	H	W	Minnesota	101-95	11-9	2-16	13-25	W2	Foley	34	Bradley/Trent	9	Nash	5	Smith	21	13,034
39	4/18	R	L	Phoenix	85-82	11-9	2-17	13-26	L1	Nowitzki	29	Nowitzki	8	Pack	7	Kidd	24	18,523
40	4/17	H	L	Portland	94-102	11-10	2-17	13-27	L2	Foley/Trent	24	Trent	19	Foley	5	Anthony	23	13,358
41	4/20	H	W	Phoenix	104-100	12-10	2-17	14-27	W1	Foley	36	Bradley/Foley	19	Hd/M/Dn	4	Kidd/Robinson	17	18,121
42	4/21	R	W	Houston	109-95	12-10	3-17	15-27	W2	Foley	27	Bradley/Trent	10	Foley	11	Olaywaju	27	16,285
43	4/22	R	L	San Antonio	76-103	12-10	3-18	15-28	L1	Foley	20	Asstey	10	Ted Webb	2	Robinson	18	18,720
44	4/24	R	L	Sacramento	102-105	12-10	3-19	15-29	L2	Trent	32	Trent	14	Foley	8	Dvac	28	17,317
45	4/28	H	W	Chicago	101-93	13-10	3-19	16-29	W1	Foley	28	Bradley	17	Davis/Trent	5	Katze	25	13,011
46	4/27	H	W	Vancouver	84-75	14-10	3-19	17-29	W2	Trent	20	Bradley	12	Davis/Foley	5	Bibby	22	12,550
47	4/29	R	W	Houston	91-81	14-10	4-19	18-29	W3	Foley/Nowitzki	22	Bradley	11	Davis	8	Pippen	16	16,285
48	5/1	H	W	Golden State	105-94	15-10	4-19	19-29	W4	Foley	31	Bradley	15	Davis/Strickland	8	Marshall	35	15,889
49	5/3	R	L	L.A. Lakers	102-115	15-10	4-20	19-30	L1	Foley	24	Asstey	7	Strickland	8	O'Neal	28	17,505
50	5/4	R	L	Seattle	108-110	15-10	4-21	19-31	L2	Foley	34	Bradley	15	Foley	6	Payton	24	17,072



TOP ROW L-R: Ass stant Coach Charle Parker, General Manager Head Coach Don Nelson, Martin Marsepp, Ace Custis, Chr s Anstey, Eric Riley, Shawn Bradley, A.C. Green, Samaki Walker, Kurt Thomas, Bubba Wells, Ass stant Coach Don Nelson. BOTTOM ROW L-R: Assistant Athletic Trainer Steve Smith, Knard Reeves, Robert Pack, Hubert Davis, Michael Finley, Cedric Detamios, Erick Strickland, Shawn Respert, Assistant Strength Coordinator & Equipment Manager Chad Lewis, Athletic Trainer Roger Hinds, Not pictured: Ass stant Coach Scott Roth

SEASON HIGHLIGHTS


Won 20, lost 62 (fifth, Midwest)...Dallas was 4-4 in overtime games and only Milwaukee (5-4) and Minnesota (5-4) played in more overtime games in 1997-98...the Mavericks were 10-6 when scoring 100-plus points, and 4-2 when shooting better than .500 from the field...the Mavericks finished 8-8 in the month of March, having been 11-46 prior to March...that was the Mavericks' first .500 month since March of 1995...1997-98 marked the first time in club history that three different Mavericks ranked in the top five among league leaders in three different categories (Finley - 1st in minutes, Bradley - 3rd in blocks, Davis - 4th in 3-point percentage)...Michael Finley was the only Maverick to start every game...14 different Mavericks started at least one game and 18 different players saw action for Dallas...the Mavericks missed a club-record 363 player-games due to injury/illness (was 246 in 1992-93)

Table with columns: Player, G-S, Min, Avg, Fg-Att, Pct, 3Fg-Att, Pct, Ft-Att, Pct, Off, Reb, Avg, Ast, Avg, P+O, Stl, Blk, Pts, Avg, #. Rows include individual players like Finley, Bradley, Green, and team totals for Mavericks and Opponents.

* Did not finish season with Dallas

SEASON RESULTS

No	Date	H-R	W-L	Opponent	Score	Home Record	Road Record	Total Record	Stk	Opponent	Opponent	Opponent	Pt	Attend
1	10/31	R	W	Vancouver	90-88	0-0	1-0	1-0	W1	Bats	10	Green	6	17,021
2	11/1	R	W	Seattle	89-81	0-0	2-0	2-0	W2	Falby	20	Bradley	14	17,072
3	11/4	H	W	Vancouver	82-87	1-0	2-0	3-0	W3	Falby	29	Green	13	14,285
4	11/5	R	L	Charlotte	103-110	1-0	2-1	3-1	L1	Reeves	24	Green	12	24,042
5	11/8	H	L	Portland	94-101	1-1	2-1	3-2	L2	Bradley	26	Bradley	12	11,162
6	11/11	H	L	L.A. Lakers	98-118	1-2	2-1	3-3	L3	Scott	27	Green	18	13,722
7	11/13	H	L	Philadelphia	98-99	1-3	2-1	3-4	L4	Bradley	20	Bradley	13	11,084
8	11/15	H	L	Utah	77-85	1-4	2-1	3-5	L5	Falby	21	Bradley	14	14,233
9	11/17	R	L	Portland	75-120	1-4	2-2	3-6	L6	Scott	12	Dr/Sw	7	20,033
10	11/18	R	L	Sacramento	95-102	1-4	2-3	3-7	L7	Ag/Is	20	Green	13	12,685
11	11/20	H	L	Golden State (D)	97-101	1-5	2-3	3-8	L8	Scott	33	Bradley	17	14,642
12	11/22	H	L	Milwaukee	82-83	1-6	2-3	3-9	L9	Falby	12	Bradley	14	11,425
13	11/26	H	L	San Antonio	91-102	1-7	2-3	3-10	L10	Falby	29	Bradley	18	11,567
14	11/28	H	W	Toronto	93-91	2-7	2-3	4-10	W1	Scott	21	Green	14	13,327
15	11/29	R	L	San Antonio	87-98	2-7	2-4	4-11	L1	Falby	35	Falby	9	18,270
16	12/2	H	L	Atlanta	79-112	2-8	2-4	4-12	L2	Falby	18	Walker	15	10,170
17	12/4	H	W	New York	105-91	3-8	2-4	6-12	W1	Falby	27	Green	11	12,886
18	12/6	H	L	Houston	106-108	3-9	2-4	5-13	L1	Falby	35	Falby	7	20,635
19	12/9	H	L	L.A. Clippers	92-89	3-10	2-4	5-14	L2	Reeves	28	Green	7	9,532
20	12/11	H	L	Orlando	90-100	3-11	2-4	5-15	L3	Falby	20	Walker	9	18,671
21	12/12	R	L	Utah	68-68	3-11	2-5	5-16	L4	M/Dr	21	Green	7	18,911
22	12/14	R	L	L.A. Lakers	89-119	3-11	2-6	5-17	L5	M/Dr	8	Falby	5	15,893
23	12/16	R	L	Golden State	92-103	3-11	2-7	5-18	L6	Falby	26	M/Ag	10	8,225
24	12/18	H	L	Phoenix	75-88	3-12	2-7	5-19	L7	Pack	23	Walker	18	17,427
25	12/20	H	L	Sacramento	88-89	3-13	2-7	5-20	L8	Scott	21	Green	10	12,888
26	12/22	R	L	New York	67-79	3-13	2-8	5-21	L9	Scott	18	Green	9	19,763
27	12/23	R	L	Cleveland	85-99	3-13	2-9	5-22	L10	Scott	18	Scott	10	14,309
28	2/26	H	L	Washington	95-97	3-14	2-9	5-23	L1	Falby	23	Falby	10	12,220
29	12/28	R	L	Chicago	105-111	3-14	2-10	5-24	L12	Falby	23	Bradley	18	23,712
30	12/30	R	L	Milwaukee (D)	88-105	3-14	2-11	5-25	L13	Falby	23	Green	13	14,946
31	1/2	R	L	Phoenix	85-82	3-14	2-12	5-26	L14	Falby	18	Walker	12	19,023
32	1/3	R	L	L.A. Clippers	88-97	3-14	2-13	5-27	L5	Falby	21	Ag/Sw	13	5,133
33	1/6	H	W	Denver	108-90	4-14	2-13	6-27	W1	Scott	20	Walker	8	8,833
34	1/8	H	L	Sacramento	92-103	4-14	2-14	6-28	L1	Scott	23	Falby	10	9,514
35	1/10	H	L	Indiana	79-94	4-16	2-13	6-29	L2	Bradley	17	Bradley	14	15,510
36	1/13	R	L	Houston	87-100	4-16	2-14	6-30	L3	Walker	28	Walker	13	16,205
37	1/14	R	L	Atlanta	82-108	4-18	2-15	6-31	L4	Falby	25	Walker	7	8,592
38	1/17	H	L	Minnesota (D)	110-113	4-17	2-15	6-32	L5	Falby	29	Green	10	16,327
39	1/20	H	W	Seattle	107-98	5-17	2-15	7-32	W1	Strickland	28	Walker	8	13,795
40	1/23	R	L	San Antonio	79-81	5-17	2-16	7-33	L1	Scott	14	Walker	12	15,485
41	1/24	H	L	Charlotte	82-94	5-18	2-16	7-34	L2	Falby	24	Walker	28	14,004
42	1/27	H	W	Cleveland (D)	84-77	6-18	2-16	8-34	W1	Falby	38	Falby	10	9,730
43	1/30	R	L	Utah	94-104	6-18	2-17	8-35	L1	Falby	27	Bradley	7	19,911
44	1/31	R	L	Denver	98-110	6-18	2-18	8-36	L2	Falby	30	Green	8	12,531
45	2/2	H	W	Vancouver	104-90	7-18	2-18	9-36	W1	Falby	30	Falby	12	11,849
46	2/4	R	L	Boston	98-110	7-18	2-19	9-37	L1	Falby	18	Green	14	17,158
47	2/5	R	L	Toronto	93-101	7-19	2-20	9-38	L2	Falby	19	Bradley	12	14,292
48	2/10	R	L	New Jersey	81-90	7-19	2-21	9-39	L3	Falby	26	Bradley	18	15,263
49	2/11	R	L	Philadelphia	90-91	7-19	2-22	9-40	L4	Scott	24	Green	11	11,848
50	2/13	R	W	Indiana (D)	85-82	7-19	3-22	10-40	W1	Falby	32	Bradley	13	16,408
51	2/16	R	L	Minnesota (D)	98-105	7-19	3-23	10-41	L1	Falby	31	Green	15	19,949
52	2/17	H	L	Phoenix	77-95	7-19	3-23	10-42	L2	Falby	22	Green	10	11,471
53	2/19	H	L	San Antonio	81-87	7-20	3-23	10-43	L3	Walls	21	Bradley	15	12,378
54	2/21	H	L	Detroit	82-84	7-21	3-23	10-44	L4	Stock	19	Bradley	13	18,042
55	2/25	R	L	Orlando	79-100	7-21	3-24	10-45	L5	Ag/M	18	Ag/M	6	16,921
56	2/26	R	L	Miami	72-81	7-21	3-25	10-46	L6	Falby	31	Bradley	10	15,200
57	2/28	R	W	Washington	103-77	7-21	4-25	11-46	W1	Falby	27	St/Ag	11	18,232
58	3/2	R	L	Detroit	94-100	7-21	4-26	11-47	L1	Co/M	21	Riley	8	15,882
59	3/3	R	W	Minnesota	119-99	7-21	5-26	12-47	W1	Cabralis	22	Bradley	9	18,493
60	3/5	H	W	L.A. Clippers	119-108	8-21	5-26	13-47	W2	Mississippi	24	Riley	9	10,497
61	3/7	H	L	Miami	89-94	8-22	5-26	13-48	L1	Falby	24	Astley	12	16,807
62	3/10	R	L	Houston	91-97	8-22	5-27	13-48	L2	Falby	25	Green	7	16,285
63	3/12	H	W	Chicago (D)	104-97	9-22	5-27	14-48	W1	Green	32	Green	17	18,255
64	3/14	H	L	New Jersey	93-108	9-23	5-27	14-50	L1	Falby	18	Mississippi	12	14,309
65	3/16	R	L	Phoenix	90-100	9-23	5-28	14-51	L2	Falby	29	St/Ag	7	20,182
66	3/17	H	W	Boston	99-93	10-23	5-28	15-51	W1	Astley	26	Green	9	12,102
67	3/19	H	W	Golden State (D)	89-82	11-23	5-28	16-51	W2	Bradley	10	Bradley	10	11,645
68	3/21	H	L	Houston	95-103	11-24	5-28	16-52	L1	Falby	29	Falby	9	18,842
69	3/23	H	W	Minnesota	91-87	12-24	5-28	17-52	W1	Falby	27	Bradley	12	11,274
70	3/25	R	W	Denver	105-94	12-24	6-28	18-52	W2	Falby	22	Green	11	9,525
71	3/27	H	L	Utah	90-99	12-25	6-28	18-53	L1	M/MI	24	Strickland	6	13,763
72	3/29	R	L	L.A. Clippers	86-108	12-25	6-29	18-54	L2	Falby	24	Strickland	8	7,461
73	3/31	R	W	Vancouver	104-101	12-25	7-29	19-54	W1	Ag/M	22	Riley	12	15,120
74	4/2	R	L	Seattle	86-107	12-25	7-30	19-55	L1	Green	21	Green	9	17,072
75	4/3	R	L	Portland	102-109	12-25	7-31	19-56	L2	Falby	32	Green	18	20,178
76	4/5	R	L	Sacramento	95-105	12-25	7-32	19-57	L3	Falby	23	Mississippi	14	14,661
77	4/7	H	L	Portland	91-99	12-26	7-32	19-58	L4	Falby	24	Bradley	22	13,343
78	4/9	H	L	Seattle	101-103	12-27	7-32	19-59	L5	Falby	27	Green	18	14,556
79	4/11	H	W	Denver	99-81	13-27	7-32	20-59	W1	Bradley	18	Bradley	14	13,575
80	4/14	H	L	L.A. Lakers	95-111	13-28	7-32	20-60	L1	Falby	23	Falby	11	18,197
81	4/18	R	L	Golden State	82-88	13-28	7-33	20-61	L2	Falby	29	Green	14	10,431
82	4/17	R	L	L.A. Lakers	95-124	13-28	7-34	20-62	L3	Falby	31	Green	9	17,505



TOP ROW L-R: Head Coach Jim Clemons, Assistant Coach Butch Beard, Assistant Coach Lanny Van E. nian, Ed O'Bannon, Samaki Walker, Greg Dreiling, Shawn Bradley, A.C. Green, Kurt Thomas, Assistant Coach Charles Parker, Assistant Coach Video Coordinator Bob Sam, General Manager Don Nelson
BOTTOM ROW L-R: Assistant Trainer Steve Smith, Sasha Danilovic, Kharrad Reeves, Robert Parks, Michael Finley, Derek Harper, Erick Strickland, Martin Mürsepp, Stacey King, Chad Lewis, Assistant Coach Jack Nolan. Not pictured: Trainer Roger Hinds

SEASON NOTEBOOK

Won 24 (lost 58 (fourth Midwest)) of the group that finished the season in Dallas; only two players made it from the start of training camp through the end of the season: Samaki Walker and Derek Harper

Player	G-S	Min	Avg	Fg-Att	Pct	3fg-Att	Pct	Ft-Att	Pct	Off	Def	Reb	Avg	Ast	Avg	PF-D	Stl	To	Blk	Pts	Avg	Hi
Finley (Tot)	83-54	2790	33.6	475-1071	.444	101-280	.361	198-245	.808	88	284	372	4.5	224	2.7	138-0	58	164	24	1249	15.0	33
Finley (Dal)	56-38	1994	35.8	334-774	.432	87-225	.387	142-176	.807	54	198	252	4.5	196	2.8	96-0	50	120	20	897	16.0	33
Park (Tot)	54-42	1782	33.0	272-693	.392	31-112	.277	196-243	.807	28	118	146	2.7	452	6.4	139-0	94	217	8	771	14.3	33
Park (Dal)	20-11	597	29.9	79-218	.361	9-38	.237	62-73	.849	13	47	60	3.8	127	6.4	56-0	35	67	3	229	11.5	23
Bradley (Tot)	73-70	2288	31.3	406-905	.449	0-8	.000	149-228	.654	221	390	611	8.4	52	0.7	237-7	40	134	248	961	13.2	32
Bradley (Dal)	33-32	1060	32.1	207-449	.461	0-3	.000	68-106	.642	103	183	286	8.7	32	1.0	115-3	17	70	88	482	14.6	32
Danilovic (Tot)	56-42	1789	31.9	248-570	.435	85-236	.360	121-151	.801	29	107	136	2.4	102	1.8	160-2	54	116	8	702	12.5	23
Danilovic (Dal)	13-9	438	33.7	73-174	.420	22-60	.367	48-57	.842	8	26	34	2.6	25	1.9	37-0	15	22	1	216	16.6	23
Strickland	28-16	759	27.1	102-256	.398	28-92	.304	65-80	.813	21	69	90	3.2	88	2.4	75-3	27	66	6	297	10.6	26
Harper	75-29	2210	29.5	299-674	.444	60-176	.341	95-120	.742	30	107	137	1.8	321	4.3	144-0	92	132	12	753	10.0	29
Reeves (Tot)	83-30	1432	22.7	184-470	.391	83-227	.366	65-87	.747	34	85	119	1.9	226	3.6	159-3	34	108	8	516	8.2	26
Reeves (Dal)	13-12	384	29.5	43-111	.387	7-35	.200	9-12	.750	12	19	31	2.4	56	4.3	40-0	11	26	2	102	7.8	14
Green (Tot)	83-73	2492	30.0	234-484	.483	1-20	.050	128-197	.650	222	434	656	7.9	69	0.8	145-0	70	74	16	597	7.2	21
Green (Dal)	56-54	1944	34.7	173-356	.486	1-17	.059	97-149	.651	189	329	518	9.3	52	0.9	111-0	52	54	15	444	7.9	21
Thomas (Tot)	18-9	374	24.8	39-105	.371	0-1	.000	35-46	.761	31	76	107	5.9	9	0.5	87-3	12	25	9	113	8.3	18
Walker	43-12	602	14.0	83-187	.444	0-1	.000	48-74	.649	47	100	147	3.4	17	0.4	37-0	16	38	22	214	5.0	13
Mürsepp (Tot)	42-0	348	8.3	54-131	.412	4-24	.167	44-70	.629	35	32	67	1.6	28	0.5	58-1	12	18	11	156	3.7	18
Mürsepp (Dal)	32-0	321	10.0	49-117	.419	3-20	.150	38-56	.679	33	29	82	1.9	17	0.5	55-1	12	15	10	139	4.3	18
O'Bannon (Tot)	64-5	809	12.8	93-278	.333	18-70	.257	31-35	.886	50	98	148	2.3	38	0.8	97-0	28	20	12	235	3.7	12
O'Bannon (Dal)	19-0	175	8.2	17-22	.236	1-10	.100	11-12	.917	8	27	36	1.9	11	0.6	19-0	5	8	2	46	2.4	7
King (Tot)	11-0	103	9.4	11-22	.500	0-0	—	2-7	.286	11	18	27	2.5	1	0.1	14-0	2	8	1	24	2.2	8
King (Dal)	8-0	70	11.7	6-15	.400	0-0	—	0-4	.000	10	8	18	3.0	0	0.0	11-0	2	5	0	12	2.0	8
Gatling*	44-1	1191	27.1	309-580	.533	1-6	.167	221-313	.706	126	222	348	7.9	25	0.6	125-1	35	114	31	840	19.1	35
Jackson*	46-46	1676	36.4	260-588	.442	46-139	.331	148-188	.787	81	146	227	4.9	156	3.4	113-0	57	107	15	714	15.5	28
Microud*	41-26	1207	29.4	204-482	.423	78-205	.380	77-92	.837	29	114	143	3.5	92	2.2	106-1	52	52	8	563	13.7	28
Cassell*	16-13	398	24.9	70-165	.424	15-49	.306	42-50	.840	14	36	58	3.1	57	3.6	48-2	17	41	6	197	12.3	21
Mashburn*	37-21	975	26.4	140-376	.372	42-131	.321	72-111	.649	28	87	115	3.1	93	2.5	69-0	35	57	5	394	10.6	27
Kidd*	22-22	791	36.0	75-203	.369	21-65	.323	46-59	.667	30	60	96	4.1	200	9.1	42-0	45	68	8	217	9.9	25
Watson*	10-6	211	21.1	20-47	.426	3-9	.333	2-4	.500	14	15	29	2.9	23	2.0	18-0	11	16	2	45	4.5	10
Miller*	42-0	836	19.9	76-154	.494	0-1	.000	28-53	.528	82	151	233	5.5	58	1.4	133-1	34	70	50	180	4.3	13
Meyer*	19-18	259	13.6	34-78	.436	1-2	.500	9-12	.750	14	35	49	2.6	7	0.4	52-1	6	27	3	78	4.1	11
Dumas*	18-0	227	12.6	27-77	.351	3-24	.125	15-23	.652	3	11	14	0.8	22	1.2	36-0	10	15	1	72	4.0	15
Montrass*	47-46	984	20.9	86-187	.460	0-0	—	10-34	.294	66	170	236	5.0	32	0.7	150-2	9	51	34	182	3.9	12
Dreiling*	40-3	389	9.7	34-74	.459	1-1	1.000	11-27	.407	19	57	76	1.9	11	0.3	85-1	8	9	7	80	2.0	9
Sasser*	2-0	7	3.5	1-4	.250	0-1	.000	0-8	—	1	0	1	0.5	1	0.5	0-8	1	0	0	2	1.0	2
Roberts*	12-0	40	3.3	6-15	.400	0-0	—	10-14	.714	2	8	18	0.8	0	0.0	2-0	0	5	1	22	1.8	6
Smith*	8-0	60	7.5	6-18	.333	1-6	.167	1-1	1.000	2	8	18	1.3	4	0.5	9-0	1	4	0	14	1.8	4
Mavericks	82	19805		2813-6452	.436	430-1316	.327	1375-1918	.717	1040	2262	3302	40.3	1663	20.3	1798-16	654	1324	351	7431	90.6	111
Opponents	82	19805		2966-6469	.458	538-1444	.373	1482-1974	.751	1098	2428	3526	43.0	1794	21.9	1720-18	687	1284	433	7952	97.0	116

* Did not finish season with Dallas



1997-98 1998-99 1999-00 2000-01 2001-02 2002-03 2003-04 2004-05 2005-06 2006-07 2007-08 2008-09 2009-10 2010-11 2011-12

SEASON RESULTS

No	Date	H-R	W-L	Opponent	Score	Home	Road	Total	Dallas	Dallas	Opponent	Opponent	Opponent
					Gal-Den	Record	Record	Record	Hi Scorer	Pt	Hi Rebr	Hi Scorer	Pt
1	11/1	B	W	Denver	92-91	0-0	1-0	1-0	W1	28	Jackson	11	L. Ellis
2	11/2	H	L	Sacramento	94-107	0-1	1-0	1-1	L1	26	Miller	11	Richmond
3	11/5	R	L	Toronto	96-100	0-1	1-1	1-2	L2	22	Gatling	11	Williams
4	11/6	R	L	Detroit	84-103	0-1	1-2	1-3	L3	25	McCloud	8	Dumars
5	11/9	H	L	Miami	84-91	0-2	1-2	1-4	L4	19	Gatling	11	Th/Dm
6	11/12	H	W	Indiana	103-82	1-2	1-2	2-4	W1	17	Miller	11	Miller
7	11/4	R	L	Minnesota	90-100	1-2	1-3	2-5	L1	26	Gatling	14	Gugliotta
8	11/6	H	L	Utah	87-88	1-3	1-3	2-6	L2	23	Gatling	20	Subitton
9	11/9	R	L	Milwaukee	97-100	1-3	1-4	2-7	L3	25	Kidd	13	Ag/En
10	11/21	H	W	L.A. Clippers	105-94	2-3	1-4	3-7	W1	27	Gatling	9	Sesly
11	11/23	R	L	New Jersey	91-114	2-3	1-5	3-8	L1	13	Mayer	9	Git
12	11/24	R	L	Boston	91-105	2-3	1-6	3-9	L2	23	Gatling	11	Barros
13	11/26	H	W	San Antonio	105-101	3-3	1-6	4-9	W1	26	Gatling	8	Williams
14	11/29	H	L	Chicago	97-6	3-4	1-6	4-10	L1	25	Gatling	11	Jordan
15	12/2	R	W	Orlando (OT)	108-02	3-4	2-6	5-10	W1	25	Gatling	14	Seahv
16	12/4	R	L	Miami	79-101	3-4	2-7	5-11	L1	16	Miller	9	Hardaway
17	12/5	H	W	Philadelphia	106-102	4-4	2-7	6-11	W1	24	Mandros	8	Iverson
18	12/7	H	W	Vancouver	96-85	5-4	2-7	7-11	W2	20	Miller	10	Posler
19	12/10	R	W	L.A. Clippers	100-95	5-4	3-7	8-11	W3	30	Jackson	8	Mc/Lv
20	12/12	R	L	Sacramento	86-93	5-4	3-8	8-12	L1	21	Gatling	9	Richard
21	12/14	R	L	San Antonio	105-106	5-4	3-9	8-13	L2	26	Miller	11	Roberson
22	12/17	H	L	Atlanta	73-108	5-5	3-9	8-14	L3	26	Git/En	7	Beylock
23	12/19	R	W	Vancouver	105-98	5-5	4-9	9-14	W1	25	Gatling	10	Posler
24	12/20	R	L	Portland	77-107	5-5	4-10	9-15	L1	16	Cy/J	5	Roberson
25	12/22	R	L	Seattle	79-93	5-5	4-11	9-16	L2	23	McCloud	13	Payton
26	12/26	H	L	Golden State	108-113	5-6	4-11	9-17	L3	25	Marinich	10	Smith
27	12/28	H	W	Seattle	95-90	6-6	4-11	10-17	W1	24	Gatling	13	Payton
28	1/2	R	L	Charlotte	97-107	6-6	4-12	10-18	L1	22	Gatling	13	Rico
29	1/4	H	L	Portland	104-110	6-7	4-12	10-19	L2	24	Ag/En	12	Sabonis
30	1/7	R	L	New York	72-102	6-7	4-13	10-20	L3	24	Jackson	7	Saric
31	1/8	R	W	Philadelphia	111-93	6-7	5-13	11-20	W1	23	Foley	9	Iverson
32	1/11	H	W	Denver	104-99	7-7	5-13	12-20	W2	21	Git/En	9	L. Ellis
33	1/13	H	L	Phoenix	88-106	7-8	5-13	12-21	L1	22	McCloud	7	Caballo
34	1/15	H	L	Orlando	66-78	7-8	5-13	12-22	L2	12	Git/J	13	Hardaway
35	1/17	H	L	Houston	78-88	7-10	5-13	12-23	L3	17	McCloud	10	Olaywun
36	1/18	R	W	Denver	107-104	7-10	6-13	13-23	W1	23	McCloud	9	D. Ellis
37	1/20	R	L	L.A. Lakers	99-102	7-10	6-14	13-24	L1	22	Green	10	Van Esal
38	1/21	R	L	Golden State	93-105	7-10	6-15	13-25	L2	22	Jackson	8	Spewell
39	1/24	R	L	San Antonio	87-97	7-10	6-16	13-26	L3	25	Jackson	9	Williams
40	1/25	H	W	New Jersey	92-81	8-10	6-16	14-26	W1	21	Green	8	Git
41	1/28	H	L	L.A. Lakers	83-102	8-11	6-16	14-27	L1	26	Miller	12	O'Neal
42	1/30	H	L	Minnesota	82-82	8-12	6-16	14-28	L2	29	Gatling	18	Mitchell
43	2/1	H	W	Utah	100-97	9-12	6-16	15-28	W1	29	Gatling	12	Maleno
44	2/4	H	W	Sacramento	104-96	10-12	6-16	16-28	W2	29	Cassell	9	Richard
45	2/11	H	L	San Antonio	87-111	10-13	6-16	16-29	L1	24	Gatling	13	Marvell
46	2/13	H	L	Golden State	99-107	10-14	6-16	16-30	L2	19	Gatling	13	Spewell
47	2/15	R	L	Utah	84-89	10-14	6-17	16-31	L3	19	Green	10	Hernack
48	2/17	R	W	Vancouver	100-95	10-14	7-17	17-31	W1	21	Mc/Ag	11	Reeves
49	2/18	R	L	L.A. Clippers	69-67	10-14	7-18	17-32	L1	16	Foley	15	Sesly
50	2/20	H	L	Milwaukee	99-101	10-15	7-18	17-33	L2	33	Bradley	10	Baker
51	2/22	H	L	Toronto	92-89	10-16	7-18	17-34	L3	24	Mc/Ag	12	Christo
52	2/23	R	W	Phoenix	88-88	10-16	8-18	18-34	W1	29	Foley	10	Caballo
53	2/25	H	W	Charlotte	88-84	11-16	8-18	18-34	W2	18	Green	15	Rice
54	2/27	H	L	Minnesota (2OT)	105-107	11-17	8-18	19-35	L1	25	Green	17	Garnett
55	3/1	R	L	Houston	89-89	11-17	8-19	19-36	L2	14	Bradley	16	Wilks
56	3/2	H	L	Phoenix (OT)	108-109	11-18	8-19	19-37	L3	24	Green	14	Kidd
57	3/4	H	L	L.A. Lakers	92-102	11-19	8-19	19-38	L4	23	Green	12	Van Esal
58	3/5	R	L	Utah	85-86	11-19	8-20	19-39	L5	13	Sh/W	13	Maleno
59	3/7	R	L	Portland	89-80	11-19	8-21	19-40	L6	17	Green	11	C. Roberson
60	3/8	H	L	Houston	83-88	11-20	8-21	19-41	L7	24	Foley	11	Wilks
61	3/11	H	W	New York	91-83	12-20	8-21	20-41	W1	23	Foley	9	Dudley
62	3/13	H	W	Boston	109-107	13-20	8-21	21-41	W2	31	Green	11	Wesley
63	3/15	R	L	Phoenix	76-101	13-20	8-22	21-42	L1	26	Green	11	Johnson
64	3/16	R	W	Sacramento	89-88	13-20	9-22	22-42	W1	21	Bradley	11	Richard
65	3/18	H	L	Washington	85-86	13-21	9-22	22-43	L1	18	Green	11	Webber
66	3/21	R	L	Atlanta	72-93	13-21	9-23	22-44	L2	17	Walker	7	Beylock
67	3/22	H	L	Cleveland	72-76	13-22	9-23	22-45	L3	22	Green	14	Hill
68	3/25	R	L	Chicago	82-94	13-22	9-24	22-46	L4	28	Green	13	Mc/Sk
69	3/26	R	L	Indiana	80-104	13-22	9-25	22-47	L5	19	Green	7	Hedberg
70	3/29	R	L	Washington	87-84	13-22	9-26	22-48	L6	15	Foley	11	Stuckland
71	3/30	R	L	Cleveland	80-84	13-22	9-27	22-49	L7	23	Green	9	Brandon
72	4/1	H	L	Detroit	82-100	13-23	9-27	22-50	L8	15	Green	10	Hill
73	4/3	R	L	Golden State	90-106	13-23	9-28	22-51	L9	19	Green	8	Spewell
74	4/5	R	L	Seattle	84-103	13-23	9-29	22-52	L10	18	Bradley	10	Payton
75	4/8	R	L	L.A. Lakers	80-87	13-23	9-30	22-53	L11	19	Green	14	Foley
76	4/8	H	W	Portland	87-82	14-23	9-30	23-53	W1	22	Green	14	C. Roberson
77	4/10	H	L	Seattle	82-90	14-24	9-30	23-54	L1	25	Bradley	8	Havlicek
78	4/12	H	L	Vancouver	85-86	14-25	9-30	23-55	L2	22	Bradley	13	Abdis-Rahim
79	4/14	H	L	L.A. Clippers	93-89	14-25	9-30	23-56	L3	32	Bradley	16	Marzo
80	4/16	R	W	Minnesota	92-77	14-26	10-30	24-56	W1	19	Green	14	Garnett
81	4/18	R	L	Houston	102-112	14-26	10-31	24-57	L1	23	Green	13	Orzol
82	4/19	H	L	Denver	95-100	14-27	10-31	24-58	L2	25	Bradley	10	Hammmonds



TOP ROW L-R: Head Coach Dick Motta, Assistant Coach Brad Davis, Assistant Coach Kip Motta, Cherokee Parks, Loren Meyer, Popeye Jones, Lorenzo Williams, Terry Davis, David Wood, Director of Player Personnel Keith Grant, President & General Manager Norm Sonju
BOTTOM ROW L-R: Equipment Manager Kerry Leath, Assistant Equipment Manager Ben Carter, Lucious Harris, Jim Jackson, Jason Kidd, Jama Mashburn, George McCloud, Scott Brooks, Trainer Doug Atkinson. Not pictured: Tony Dumas. Did not finish the season in Dallas. Reggie Slater, Donald Hodge

SEASON NOTEBOOK

Won 26 (lost 56 (fifth, Midwest)) the Mavericks were 735 of 2039 (360) from behind the 3-point stripe, shattering the NBA records for 3-point field goals made and attempted in a season. Dick Motta registered his 900th NBA victory on Dec. 28 when the Mavericks beat the Grizzlies 103-101 on a Tony Dumas buzzer-beater in double-overtime. Jason Kidd became the first Mavericks player to start an All-Star Game when he was elected as a starter by the fans for the Feb. 11 game in San Antonio's Alamodome. Overall, the Mavericks lost 212 player games due to injury, with leading scorer Jama Mashburn missing the final 64 games of the season with a knee injury. On 12/6/96, the NBA announced that Roy Tarpley had violated the terms of his after-care agreement and was disqualified from the league.

Player	G-S	Min	Avg	Fg-Art	Pct	3fg-Art	Pct	Ft-Art	Pct	Off	Def	Reb	Avg	Ass	Avg	PF-D	Stl	To	Blk	Pts	Avg	Hi
Mashburn	18-18	869	37.2	145-383	.379	35-102	.343	97-133	.729	37	80	97	5.4	50	2.8	39-0	14	55	3	422	23.4	37
Jackson	82-82	2820	34.4	568-1308	.435	121-333	.363	345-418	.825	173	237	410	5.0	235	2.9	185-0	47	191	22	1604	19.8	38
McCloud	79-83	2846	36.0	530-1281	.414	257-678	.378	180-224	.804	116	263	379	4.8	212	2.7	212-1	113	166	38	1497	18.9	37
Kidd	81-81	3034	37.5	493-1293	.381	133-396	.336	229-331	.692	203	350	553	6.8	783	9.7	155-0	175	328	26	1348	16.6	37
Dumas	87-12	1284	19.2	274-655	.418	74-207	.357	154-257	.599	58	57	115	1.7	99	1.5	128-0	42	77	13	778	11.8	39
Jones	68-68	2322	34.1	327-733	.446	14-39	.359	102-133	.767	206	477	737	10.8	132	1.9	282-8	54	109	27	770	11.3	24
Harris	81-1	1016	16.7	183-397	.461	47-125	.376	68-87	.782	41	81	122	2.0	79	1.3	56-0	35	48	3	481	7.9	19
Brooks	89-0	716	10.4	134-293	.457	25-62	.403	59-89	.855	11	30	4	0.6	100	1.4	53-0	42	43	3	352	5.1	18
Meyer	72-21	1266	17.8	145-330	.439	3-11	.273	70-102	.686	114	205	319	4.4	57	0.8	224-6	20	67	32	363	5.0	14
Davis	28-0	501	17.8	65-108	.509	0-0	—	27-47	.574	43	74	117	4.2	21	0.8	66-2	10	25	4	137	4.9	15
Parks	64-3	869	13.6	101-247	.409	7-26	.269	41-62	.661	66	150	216	3.4	29	0.5	100-0	25	31	32	250	3.9	25
Wood (Tot)	82-0	772	12.5	75-174	.431	20-62	.323	38-50	.760	51	103	154	2.5	34	0.5	150-5	18	24	10	208	3.4	19
Wood (Dal)	37-0	642	17.4	67-154	.435	19-59	.322	29-40	.725	42	91	133	3.6	27	0.7	118-5	16	19	9	182	4.9	19
Williams	85-61	1805	21.8	87-214	.407	0-1	.000	24-70	.343	234	287	521	8.0	85	1.3	226-9	48	78	122	198	3.0	10
Slater (Tot)*	11-0	72	6.5	14-27	.519	0-0	—	3-7	.429	4	11	15	1.4	2	0.2	11-0	2	9	3	3	2.8	11
Slater (Dal)*	3-0	28	8.7	5-11	.455	0-0	—	1-2	.500	1	4	5	1.7	0	0.0	6-0	0	3	0	11	3.7	11
Hodge*	13-0	113	8.7	9-24	.375	0-0	—	0-0	—	9	13	22	1.7	4	0.3	26-0	1	2	8	18	1.4	8
Mavericks	82	19930	-	3124-7431	.420	735-2039	.360	1426-1975	.722	1408	2379	3787	46.2	1913	23.3	1836-31	642	1270	342	8409	102.5	140
Opponents	82	19930	-	3403-6921	.492	470-1193	.394	1535-2097	.732	1887	2726	3813	46.5	1978	24.1	1841-15	702	1348	531	8811	107.5	133

* Did not finish season with Dallas



SEASON RESULTS

No	Date	H-R	W-L	Opponent	Score	Name	Field	Total	Str	Dallas	Dallas	Opponent	Opponent	Rb	Attend			
					Gal-Upp	Record	Record	Record		Hi Scorer	Pt	Hi Scorer	Pt					
1	11/3	W	W	San Antonio	103-97	0-0	1-0	1-0	W1	Jr/J	8	Blair	24	Robinson	10	28,821		
2	11/4	H	W	Golden State	99-84	1-0	1-0	2-0	W2	Jones	24	Williams	15	Tu/LS	10	17,502		
3	11/7	H	W	Vancouver	99-88	2-0	1-0	3-0	W3	McCloud	16	Paris	10	Bayoumi	10	16,325		
4	11/9	H	W	Milwaukee	104-94	3-0	1-0	4-0	W4	McCloud	27	Jones	15	Baker	14	15,095		
5	11/11	H	L	Atlanta	100-113	3-1	1-0	4-1	L1	Jackson	30	Williams	15	Ku/N	21	17,502		
6	11/13	R	W	Vancouver	94-89	3-1	2-0	5-1	W1	Kidd	25	Jones	14	Anthony	19	17,171		
7	11/15	R	L	L.A. Lakers	97-114	3-1	2-1	5-2	L1	McCloud	32	Williams	9	Cabellos	31	1,381		
8	11/17	R	L	L.A. Clippers	99-101	3-1	2-2	5-3	L2	McCloud	26	Lw/Dw/Jk	8	Williams	28	7,776		
9	1-8	R	L	Golden State	108-21	3-1	2-3	5-4	L3	McCloud	32	Jones	8	Tu/LS	27	15,025		
10	11/21	H	L	Chicago (O)	102-108	3-2	2-3	5-5	L4	Kidd	25	Kidd	15	Jerlin	36	17,502		
11	11/24	H	L	Denver (O)	109-112	3-3	2-3	5-6	L5	McCloud	27	Williams	13	Abdul-Rauf	38	17,502		
12	11/28	R	L	Miami	89-111	3-3	2-4	5-7	L6	McCloud	34	Jones	10	Meunier	38	14,268		
13	11/30	R	L	Orlando	98-110	3-3	2-5	5-8	L7	Demas	22	Davis	10	Scott	28	17,248		
14	12/1	R	W	Atlanta	106-90	3-3	3-5	5-8	W1	McCloud	33	Tu/Pj	9	Smith	28	9,1874		
15	12/3	R	L	Cleveland	107-108	3-3	3-6	5-9	L1	McCloud	28	Pj/Gm	8	Brankin	27	16,673		
16	12/5	R	L	New York	87-92	3-3	3-7	5-10	L2	McCloud	21	McCloud	13	Evang	22	16,763		
17	12/6	R	L	Philadelphia	87-108	3-3	3-8	6-11	L3	McCloud	22	Jones	15	Mazowski	25	10,693		
18	12/8	H	L	Washington	94-103	3-4	3-8	6-12	L4	McCloud	19	Lw/Pj	14	Paek	25	17,502		
19	12/12	H	W	Seattle (O)	112-101	4-4	3-8	7-12	W1	Demas	35	Jones	12	Newling	34	16,088		
20	12/14	H	L	San Antonio	111-126	4-5	3-8	7-13	L1	McCloud	20	Davis	10	Robinson	29	17,027		
21	12/16	H	L	Phoenix (O)	108-111	4-6	3-8	7-14	L2	McCloud	36	Williams	15	Barclay	28	17,502		
22	12/19	R	L	Chicago	101-114	4-6	3-8	7-15	L3	Demas	24	J/Lw	8	Jordan	32	23,208		
23	12/22	R	L	Indiana	79-80	4-8	3-10	7-16	L4	McCloud	19	Jones	9	Jackson	20	16,533		
24	12/23	R	L	Minnesota	98-111	4-8	3-11	7-17	L5	Gm/J	22	Jackson	9	Rife	26	16,492		
25	12/26	R	L	Denver	102-114	4-6	3-12	7-18	L6	Jackson	31	Jones	12	Ellis	30	17,171		
26	12/28	H	W	Vancouver (20)	103-101	5-6	3-12	8-18	W1	Jackson	22	Williams	15	Rz/Da	18	17,502		
27	12/30	H	L	Houston	102-105	5-7	3-12	8-19	L1	Demas	27	Jones	11	Olayinka	36	17,502		
28	1/2	H	L	Utah	92-102	5-8	3-12	8-20	L2	Jr/Jk	23	Jones	9	Malone	29	15,899		
29	1/4	R	L	Washington	100-112	5-8	3-13	8-21	L3	Jackson	33	Williams	10	Howard	27	18,756		
30	1/5	R	L	New Jersey	99-107	5-8	3-14	8-22	L4	Jackson	32	Williams	8	Gilpin	28	Williams	14	1,864
31	1/7	R	W	Boston	117-96	5-8	4-14	8-22	W1	Jackson	30	Williams	16	Rudja	28	18,246		
32	1/9	H	L	Indiana	84-91	5-9	4-14	9-23	L1	McCloud	25	Jones	28	Smith	25	18,843		
33	1/12	R	W	Phoenix (O)	140-130	6-9	5-14	10-23	W1	Demas	30	Jones	13	Parry	36	19,223		
34	1/13	H	L	Charlotte	83-103	5-10	5-14	10-24	L1	McCloud	18	Meyer	11	Johnson	20	17,502		
35	1/15	H	W	Orlando	119-104	6-10	5-14	11-24	W1	Jackson	29	Jones	16	O'Neal	33	17,502		
36	1/18	H	W	Boston	129-124	7-10	5-14	12-24	W2	Jackson	31	Pj/Gm	8	Wesley	25	8		
37	1/21	R	L	Seattle	101-108	7-10	5-15	12-25	L1	McCloud	29	Jones	20	Payton	28	17,072		
38	1/23	R	W	Sacramento	111-109	7-10	6-15	13-25	W1	Jackson	30	Lw/Jk	10	Richmond	38	17,317		
39	1/25	H	L	Detroit	92-93	7-11	6-15	13-26	L1	McCloud	23	J/Lw	8	Mills	24	16,504		
40	1/27	H	L	Portland	103-112	7-12	6-15	13-27	L2	Jackson	23	Jones	11	C. Robinson	29	17,502		
41	1/30	H	W	L.A. Clippers	105-101	8-12	6-15	14-27	W1	Jackson	27	Kidd	16	Vaught	21	16,448		
42	2/1	H	W	Seattle	103-100	9-12	6-15	15-27	W2	Kidd	36	Jones	14	Kump	22	16,295		
43	2/3	H	L	Minnesota	96-106	9-13	6-15	15-28	L1	Kidd	26	Jones	13	Rife	26	18,416		
44	2/5	R	L	Minnesota	92-104	9-13	6-16	15-29	L2	Kidd	22	Jones	13	Laetner	23	1,244		
45	2/6	R	L	Milwaukee	111-114	9-13	6-17	15-30	L3	McCloud	36	Meyer	8	Baker	38	13,854		
46	2/8	H	W	Utah (20)	136-133	10-13	6-17	16-30	W1	Jackson	38	Jones	8	Malone	38	15,51		
47	2/13	R	L	Houston	106-121	10-13	6-18	16-31	L1	McCloud	23	Jones	12	Cassell	31	18,262		
48	2/15	R	L	Utah	103-108	10-13	6-19	16-32	L2	Kidd	34	Pj/Jk	7	Malone	30	19,911		
49	2/16	R	L	L.A. Lakers	114-119	10-13	6-20	16-33	L3	Jackson	31	Pj/Jk	8	Johnson	30	17,505		
50	2/18	H	L	Golden State	100-112	10-14	6-20	16-34	L4	McCloud	27	J/Lw/Pj/Cp	5	Sprenkle	22	15,493		
51	2/21	H	W	Sacramento	93-91	11-14	6-20	17-34	W1	Jackson	21	Williams	20	Richmond	19	14,980		
52	2/23	H	L	L.A. Lakers	88-114	11-15	6-20	17-35	L1	Kidd	17	J/Cp	28	Cabellos	27	17,502		
53	2/25	H	W	Toronto	105-90	12-15	6-20	18-35	W1	Jackson	24	Williams	18	Staudamre	23	16,618		
54	2/27	H	L	Philadelphia	115-121	12-16	6-20	18-36	L1	McCloud	30	McCloud	12	Weatherspoon	27	14,811		
55	2/29	R	W	Denver	137-120	12-16	7-20	19-38	W1	Jackson	30	Kidd	12	Abdul-Rauf	23	18,462		
56	3/1	R	W	Vancouver	119-111	12-16	8-20	20-38	W2	McCloud	32	Williams	16	Reeves	23	15,656		
57	3/3	H	L	Phoenix	114-121	12-17	8-20	20-37	L1	McCloud	23	Jackson	13	Barclay	28	17,502		
58	3/5	H	W	New Jersey	127-117	13-17	8-20	21-37	W1	McCloud	30	McCloud	12	Bradley	32	16,527		
59	3/7	R	L	Charlotte	106-119	13-17	8-21	21-38	L1	Demas	23	Kidd	8	Ly/Dc	21	24,042		
60	3/8	R	L	Detroit	91-92	13-17	8-22	21-39	L2	Jackson	28	Williams	14	Therpe	20	17,461		
61	3/10	R	L	Toronto	112-128	13-17	8-23	21-40	L3	Jackson	36	Kidd	10	Staudamre	25	21,873		
62	3/12	H	L	Miami	118-125	13-18	8-23	21-41	L4	Gm/J	28	Jackson	8	Mourning	40	17,502		
63	3/14	R	L	L.A. Clippers	106-119	13-18	8-24	21-42	L5	McCloud	34	Kidd	13	Vaught	20	14,452		
64	3/15	R	L	Seattle	97-120	13-18	8-25	21-43	L6	McCloud	30	Williams	10	Parsons	28	17,072		
65	3/17	R	L	Portland	88-112	13-18	8-26	21-44	L7	Paris	25	Wood	8	C. Robinson	23	20,324		
66	3/18	H	L	Cleveland	72-81	13-19	8-26	21-45	L8	McCloud	18	Williams	10	Ferry	24	17,21		
67	3/22	H	L	Minnesota	84-110	13-20	8-26	21-46	L9	McCloud	22	Jones	10	Rife	31	17,008		
68	3/24	H	L	New York	79-85	13-21	8-28	21-47	L10	Jones	17	Jones	17	Evang	38	17,502		
69	3/25	R	L	Utah	86-103	13-21	8-27	21-48	L11	Brooks	16	Jones	12	Malone	29	19,911		
70	3/27	H	W	Houston	117-114	14-21	8-27	22-48	W1	Kidd	22	Jones	12	Bryant	30	17,502		
71	3/29	H	L	San Antonio	104-119	14-22	8-27	22-49	L1	McCloud	30	Kidd	10	Robinson	31	17,502		
72	3/31	H	L	Portland	100-115	14-23	8-27	22-50	L2	Demas	15	Jones	11	Sabonis	21	15,992		
73	4/2	H	L	Sacramento	97-104	14-24	8-27	22-51	L3	McCloud	26	Williams	12	Grant	25	15,94		
74	4/6	H	W	L.A. Clippers	101-98	15-24	8-27	23-51	W1	Jackson	25	Jones	27	Richardson	18	16,955		
75	4/8	R	W	Golden State	104-102	15-24	9-27	24-51	W2	Jackson	24	Jones	13	Smith	26	15,025		
76	4/9	R	L	Sacramento	88-95	15-24	9-28	24-52	L1	McCloud	37	Jones	11	Grant	25	17,317		
77	4/11	R	L	Portland	99-114	15-24	9-29	24-53	L2	Jackson	23	Kidd	10	Sabonis	21	20,436		
78	4/13	B	L	Houston	111-112	15-24	9-30	24-54	L3	Jackson	33	Jones	15	Olayinka	31	16,285		
79	4/16	H	L	L.A. Lakers	113-95	15-25	9-30	24-55	L4	Jones	19	Jones	11	Cabellos	23	17,502		
80	4/18	H	W	Denver	132-98	16-25	9-30	25-55	W1	Jackson	25	Lw/Dw	10	Nickson	29	15,907		
81	4/19	R	L	Phoenix	103-123	16-25	9-31	25-56	L1	Kidd	37	Jones	11	Tisdale	24	18,023		
82	4/21	R	W	San Antonio	103-88	16-25	10-31	26-56	W1	Jackson	35	Jones	12	Robinson	32	10,74		



TOP ROW L-R: Head Coach Dick Motta, Assistant Coach Brad Davis, Assistant Coach Kemp Motta, Popeye Jones, Donald Hodges, Roy Tarpley, Terry Davis, Doug Smith, Lorenzo Williams, Director of Player Personnel Keith Grant, Chief Operating Officer/General Manager Norm Sonju.
BOTTOM ROW L-R: Equipment Manager Kerry Lentz, Tony Demas, Cedric Harris, Scott Brooks, Jim Jackson, Jason Kidd, Jama Mashburn, George McCord, Trainer Doug Atkinson. Did not finish the season in Dallas, Morlon Wiley.

SEASON HIGHLIGHTS

Won 36 (lost 46 (fifth Midwest)) the Mavericks finished their 15th NBA season with a 23 game improvement over 1993-94 (when Dallas went 13-69) — the 23 game improvement tied for the sixth biggest turnaround in NBA history — the Mavericks won 12 more games than they did the previous two seasons combined — Jackson (25.7 ppg, fifth in the NBA prior to his injury) and Jama Mashburn (24.1 ppg, fifth in the NBA) combined to average 49.8 ppg, the second-highest scoring tandem in the NBA behind Orlando's Shaquille O'Neal and Anfernee Hardaway who averaged 50.2 ppg — Mashburn (at Chicago on 11/12/94) and Jackson (at Denver on 11/26/94) each scored a club-record 50 points, marking just the sixth time in NBA history for teammates to each score 50 plus points in a game in the same season — Jason Kidd was voted the winner of the Schick NBA Rookie of the Year Award, tying with Grant Hill — Kidd also led the NBA in triple doubles

Player	G-S	Min	Avg	Fg-Avg	Pct	3fg-Avg	Pct	Ft-Avg	Pct	Off	Def	Reb	Avg	Ass	Avg	Pl-D	Stl	To	Blk	Pts	Avg	HR
Jackson	61-61	1982	38.9	484-1026	.472	35-110	.318	306-380	.805	120	140	260	5.1	191	3.7	92-0	28	160	12	1309	25.7	50
Mashburn	80-80	2980	37.3	683-1566	.436	113-344	.328	447-605	.739	116	215	331	4.1	298	3.7	190-0	82	236	8	1928	24.1	50
Tarpley	55-1	1354	24.8	292-610	.479	5-18	.278	102-122	.836	142	307	449	8.2	58	1.1	155-2	46	109	55	691	12.6	26
Kidd	79-79	2668	33.8	330-857	.385	70-257	.272	192-275	.698	152	278	430	5.4	607	7.7	148-0	151	250	24	822	11.7	38
Jones	80-80	2385	29.8	372-839	.443	1-12	.083	80-124	.645	329	515	844	10.6	163	2.0	267-5	36	124	27	825	10.3	25
McCloud	42-3	802	19.1	144-328	.439	34-89	.382	80-98	.833	82	65	147	2.6	53	1.3	71-0	23	40	8	402	9.8	25
Mama	79-31	1695	21.5	280-610	.459	55-142	.387	136-170	.800	85	135	220	2.8	132	1.7	105-0	58	77	14	751	9.5	31
Brooks (Tot)	58-0	808	13.7	126-275	.458	25-69	.362	64-79	.810	14	52	86	1.1	116	2.0	56-0	34	47	4	341	5.8	23
Brooks (Dal)	31-0	822	20.1	91-210	.433	17-52	.327	46-58	.793	13	40	53	0.7	94	3.0	42-0	26	33	3	245	7.9	21
Smith	63-0	828	13.1	131-314	.417	1-12	.083	57-75	.760	43	101	144	2.3	44	0.7	132-1	29	37	26	320	5.1	18
Dumas	58-0	613	10.6	96-250	.384	22-73	.301	50-77	.649	32	30	62	1.1	57	1.0	78-0	13	50	4	264	4.6	24
Williams	02-81	2383	29.1	145-304	.477	0-0		39-101	.376	291	399	690	8.4	124	1.5	306-6	52	105	148	328	4.0	19
Hodges	54-0	633	11.7	83-204	.407	4-14	.285	39-51	.765	40	82	122	2.3	41	0.8	107-1	10	39	14	209	3.9	13
Davis	46-2	580	12.6	48-113	.434	0-2	.000	42-66	.636	63	93	156	3.4	18	0.2	76-2	6	30	3	140	3.0	11
Wiley*	38-2	407	10.7	47-111	.423	29-75	.387	7-10	.700	8	33	39	1.0	69	1.8	44-0	21	19	1	130	3.4	14
Mavericks	82	19930	-	3227-7342	.440	386-1200	.322	1622-2210	.734	1514	2433	3947	48.1	1941	23.7	1811-17	579	1345	348	8462	103.2	156
Opponents	82	19930	-	3487-6982	.488	432-1181	.366	1454-1981	.734	1053	2379	3432	41.9	1991	24.3	1925-17	722	1250	502	8700	106.1	147

* Did not finish season with Dallas

SEASON RESULTS

No	Date	H-R	W-L	Opponent	Score	Home Record	Road Record	Total Record	Dallas St.	Dallas HS Scorer	Opponent Pt	HS Rebr	Opponent Rb	HS Scorer	Pt	HS Rebr	Rb	Attend
1	11/6	H	W	New Jersey	112-103	1-0	0-0	1-0	W1	Jackson	37	James	30	Calaban	9	0	0	17,502
2	11/8	H	L	Denver	157-145	1-1	0-0	1-1	L1	Jackson	37	James	15	Regan	28	Motonilo	14	12,526
3	11/11	R	W	Philadelphia	187-100	1-1	1-0	2-1	W1	J/In	22	James	15	Weatherspan	27	Bradley	12	10,121
4	11/12	R	W	Chicago	124-120	1-1	2-0	3-1	W2	Mashburn	50	James	12	Pippen	26	Parlux	12	22,195
5	11/16	R	L	Miami	182-145	1-1	2-1	3-2	L1	Jackson	25	James	18	Willis	24	Willis	8	14,324
6	11/17	H	W	Sacramento	86-94	2-1	2-1	4-2	W1	Mashburn	23	Topley	9	Richmond	21	Richmond	9	13,516
7	11/19	H	L	Chicago (0)	85-111	2-2	2-1	4-3	L1	Jackson	18	Topley	18	Pippen	38	Pippen	14	17,502
8	11/23	R	L	L.A. Lakers	108-118	2-2	2-2	4-4	L2	Mashburn	29	James	16	Dvac	27	Dacallas	8	11,124
9	11/25	H	W	Portland	101-91	3-2	2-2	5-4	W1	Jackson	31	James	15	Cv/D	19	Dadley	12	7,502
10	11/26	R	W	Denver (0)	124-123	3-2	3-2	6-4	W2	Jackson	50	Williams	11	Regan	25	Paeh	10	17,171
11	11/29	H	W	Minnesota	84-83	4-2	3-2	7-4	W3	Jackson	26	Topley	12	Wkat	23	Roeks	12	12,810
12	12/1	H	L	Denver	80-89	4-3	3-2	7-5	L1	Jackson	26	James	22	Regan	20	Motonilo	14	13,929
13	12/3	H	L	Utah	87-112	4-4	3-2	7-6	L2	Jackson	31	James	12	Car	22	Spencer	9	17,502
14	12/6	R	W	San Antonio (0)	124-121	4-4	4-2	8-6	W1	Mashburn	34	James	17	Roberson	42	Rend	10	14,007
15	2/8	H	L	Washington (0)	121-24	4-5	4-2	8-7	L1	Mashburn	45	James	19	Wehber	23	Wehber	14	4,055
16	12/10	H	W	Charlotte	95-86	5-5	4-2	9-7	W1	Mashburn	31	Topley	12	Mourning	20	Mourning	11	17,502
17	12/13	H	L	L.A. Lakers	108-115	5-6	4-2	9-8	L1	Mashburn	32	Jm/Pj	11	Van Cuel	35	Catlicce	10	15,150
18	12/16	H	W	Boston	122-113	6-6	4-2	10-8	W1	Jackson	40	James	20	Willis	33	Montros	11	17,502
19	12/17	R	W	L.A. Clippers	138-87	6-6	5-2	11-8	W2	Jackson	31	Topley	16	Vaight	23	Vaight	13	17,579
20	12/20	R	W	Golden State	110-107	6-6	6-2	12-8	W3	Mashburn	27	Topley	10	Sperry-B	28	Sukaly	9	15,025
21	12/22	R	L	Seattle	181-103	6-6	6-3	12-9	L1	Mashburn	24	Topley	8	Payton	28	Kemp	10	14,783
22	12/23	R	L	Portland	82-118	6-6	6-4	12-10	L2	Seah	18	Topley	4	C. Robinson	31	Dadley	10	12,888
23	12/26	R	L	Phoenix	113-138	6-6	6-5	12-11	L3	Jackson	28	Williams	8	Johnson	20	Buckley	12	18,623
24	12/27	H	L	Phoenix	118-119	6-7	6-5	12-12	L4	Jackson	31	James	28	Johnson	28	Dadley	16	17,502A
25	12/30	H	W	Golden State	110-94	7-7	6-5	13-12	W1	Topley	22	Kald	12	Kald	38	Sukaly	16	17,502
26	1/3	H	L	Houston	98-110	7-8	6-5	13-13	L1	Jackson	27	Topley	12	Ojapwca	41	Ojapwca	13	17,502
27	1/5	R	L	Houston	96-108	7-8	6-6	13-14	L2	Jackson	26	Topley	13	Ojapwca	39	Cu/Rh	8	16,611
28	1/6	H	W	Indiana	103-92	8-8	6-6	14-14	W1	Jackson	30	Davis	11	Miller	19	Snitz	13	17,502
29	1/9	R	L	Utah	90-106	8-8	6-7	14-15	L1	Mashburn	27	J/Rt	8	Malone	32	Malone	15	18,511
30	1/11	H	W	L.A. Clippers	98-83	9-8	6-7	15-15	W1	Mashburn	25	Topley	10	Vaight	20	Vaight	7	14,857
31	1/12	R	L	Denver	78-94	9-8	6-8	15-16	L1	Jm/S	15	Topley	8	Rogers	16	Motonilo	12	17,171
32	1/14	H	L	Miami	77-84	9-8	6-8	15-17	L2	Mashburn	17	Kald	10	Willis	27	Willis	15	17,502
33	1/16	R	W	San Antonio	108-103	9-8	7-8	16-17	W1	Jackson	37	Williams	12	Roberson	40	Roberson	17	18,019
34	1/18	H	L	Orlando	97-106	9-10	7-8	16-18	L1	Mashburn	29	James	19	D'Neal	42	D'Neal	10	17,502
35	1/20	H	L	New York	93-106	9-11	7-8	16-19	L2	Jackson	31	James	11	Evang	36	Evang	12	17,502
36	1/21	H	L	Seattle	81-117	9-12	7-8	16-20	L3	Jackson	25	Pj/S/D	7	Payton	22	Schroepfl	9	17,502B
37	1/23	R	L	Utah	111-116	9-12	7-8	16-21	L4	Jackson	34	Williams	10	Malone	28	Malone	11	18,511
38	1/24	R	L	Sacramento (20)	108-110	9-12	7-10	16-22	L5	Mashburn	35	Williams	13	Richmond	32	Polywos	17	17,317
39	1/27	H	L	Minnesota	94-102	9-13	7-10	16-23	L6	Jackson	24	Mashburn	18	Laethner	21	Laethner	7	17,352
40	1/28	H	L	Sacramento	84-87	9-14	7-10	16-24	L7	Mashburn	21	James	17	Gant	25	Gant	11	17,502
41	1/31	R	L	Milwaukee	105-107	9-14	7-11	16-25	L8	Jackson	28	Williams	18	Roberson	38	Baker	13	15,398
42	2/1	R	W	Minnesota	104-83	9-14	8-11	17-25	W1	Mashburn	32	James	20	Loettner	28	Loettner	11	14,202
43	2/3	H	L	San Antonio	103-114	9-15	8-11	17-26	L1	Jackson	22	James	8	Roberson	20	Roberson	20	17,502
44	2/4	H	W	Utah	119-98	10-15	8-11	18-26	W1	Jackson	30	Pj/Lv	15	Malone	22	Malone	10	17,651
45	2/7	H	L	Phoenix	113-114	10-16	8-11	18-27	L1	Mashburn	25	Williams	18	Barclay	28	Gant	8	17,502
46	2/8	R	L	Orlando	92-110	10-16	8-12	18-28	L2	James	14	Fy/D	8	Harloway	20	D'Neal	10	16,010
47	2/14	H	W	Portland	95-90	11-16	8-12	19-28	W1	Mashburn	27	Williams	12	Sveckland	25	Williams	12	14,184
48	2/17	H	L	Atlanta	90-110	11-17	8-12	19-29	L1	J/In	27	James	12	Baylock	24	Long	12	17,502
49	2/21	R	W	Washington	102-97	11-17	9-12	20-29	W1	Jackson	44	Williams	14	Howard	30	Howard	9	18,653
50	2/23	R	L	Atlanta	92-110	11-17	9-13	20-30	L1	Hans	18	James	14	Baylock	28	Long	11	8,631
51	2/24	R	L	New Jersey	104-114	11-17	9-14	20-31	L2	Mashburn	32	James	11	Calaman	23	Williams	14	20,049
52	2/26	R	L	Indiana	92-100	11-17	9-15	20-32	L3	Mashburn	27	Williams	13	Smith	29	D. Davis	8	16,783
53	2/28	H	W	Houston	102-101	12-17	9-15	21-32	W1	Mashburn	22	Williams	13	Dredar	24	Brown	10	17,502
54	3/2	H	W	Cleveland	90-84	13-17	9-15	22-32	W2	J/Lv/Rt	18	James	15	Hillis	18	Hc/Lv/Rt	8	12,184
55	3/4	H	L	Detrot	91-98	13-18	9-15	22-33	L1	Lw/Rt	22	Lw/Rt	8	Damars	18	Miller	10	17,502
56	3/7	H	L	Denver	98-89	13-19	9-15	22-34	L2	Rv/In	26	Topley	12	Abdul-Rauf	29	Motonilo	16	14,854
57	3/8	R	L	Utah	87-114	13-19	9-16	22-35	L3	Mashburn	17	Lw/Rt	9	Ac/Jh	19	Kuora	11	18,511
58	3/11	R	L	Houston	102-109	13-19	9-17	22-36	L4	Mashburn	33	James	14	Dredar	38	Ojapwca	12	16,611
59	3/13	R	W	Golden State	130-125	13-19	10-17	23-36	W1	Kald	30	James	13	Harloway	30	Goding	15	15,025
60	3/14	R	W	Sacramento	91-80	13-19	11-17	24-36	W2	Mashburn	27	Pj/Lv	12	Gant	27	Polywos	18	17,317
61	3/17	H	W	Philadelphia	103-101	14-19	11-17	25-36	W3	Mashburn	31	Williams	18	Weatherspan	27	Weatherspan	9	17,502
62	3/18	R	L	San Antonio	105-116	14-19	11-18	25-37	L1	Mashburn	28	Topley	13	Roberson	36	Roberson	14	35,888
63	3/20	R	W	Cleveland (20)	102-100	14-19	12-18	26-37	W1	Mashburn	28	James	13	Hill	28	Cage	14	20,552
64	3/22	R	W	Minnesota	99-95	14-19	13-18	27-37	W2	Mashburn	25	James	18	Laethner	28	Laethner	12	14,895
65	3/23	R	W	Detrot	102-94	14-19	14-18	28-37	W3	James	21	James	18	Hill	32	Miller	11	15,861
66	3/26	H	W	Utah	117-110	15-19	14-18	29-37	W4	Mashburn	28	Williams	15	Malone	36	Malone	8	17,502
67	3/28	H	W	Milwaukee	114-93	16-19	14-18	30-37	W5	Mashburn	21	Topley	11	Roberson	21	Baker	16	16,138
68	3/30	R	W	Charlotte	125-107	16-19	15-18	31-37	W6	Rv/Pj	22	James	11	Harloway	31	Hv/Am	9	23,899
69	3/31	R	L	New York	90-104	16-19	15-19	31-38	L1	Kald	17	James	13	Evang	18	Booner	9	18,783
70	4/2	R	L	Boston	87-94	16-19	15-20	31-38	L2	Mashburn	38	Williams	12	Daughas	27	Reijo	11	14,890
71	4/5	H	W	L.A. Lakers	130-111	17-19	15-20	32-38	W1	Mashburn	32	Williams	15	Van Cuel	24	Dvac	10	17,502
72	4/7	H	W	Minnesota	111-94	18-19	15-20	33-39	W2	Mashburn	31	Williams	18	Laethner	22	Laethner	9	17,502
73	4/8	H	L	Seattle	98-125	18-20	15-20	33-40	L1	Hans	31	James	9	Schroepfl	22	St/Fj	12	17,502
74	4/10	H	L	Golden State	112-123	18-21	15-20	33-41	L2	Mashburn	29	Williams	19	Sperry-B	30	Hucer	12	17,863
75	4/11	R	W	Houston (20)	158-147	18-21	16-20	34-41	W1	Mashburn	42	James	21	Cv/Ks	29	Brown	14	16,431
76	4/13	R	L	Seattle	112-133	18-21	16-21	34-42	L1	Damars	24	Dvac	8	Payton	24	Kemp	19	15,800
77	4/16	R	W	Portland	102-80	18-21	17-21	35-42	W1	Mashburn	29	Pj/Lv/Rt	18	C. Robinson	25	Cv/Dv/Cd	7	12,888
78	4/16	R	L	L.A. Lakers	111-125	18-21	17-22	35-43	L1	Mashburn	26	Topley	18	Catlicce	33	Dvac	13	17,505
79	4/18	H	W	L.A. Clippers	104-81	19-21	17-22	36-43	W1	Mashburn	20	Topley	14	Vaight	28	Vaight	17	17,502
80	4/20	H	L	San Antonio	111-112	19-22	17-22	36-44	L1	Topley	25	Kald	12	Roberson	36	Roberson	13	17,502
81	4/21	R	L	Phoenix	95-118	19-22	17											



TOP ROW L-R: Head Coach Quinn Buckner, Assistant Coach Tom Newell, Lorenzo Williams, Doug Smith, Donald Hodge, Greg Dreiling, Sean Rooks, Terry Davis, Assistant Coach Randy Wittman, Assistant Coach Greg Ballard, Vice President/Basketball Operations Rick Sund, Chief Operating Officer/General Manager Norm Sonju. BOTTOM ROW L-R: Equipment Manager Kerry Leath, Randy White, Popeye Jones, Lucious Harris, Jama Mashburn, Jim Jackson, Tim Legler, Fat Lever, Tony Campbell, Moron Wiley, Trainer Doug Atkinson. Did not finish the season in Dallas: Chucky Brown, Derek Harper, Darren Morningstar.

SEASON HIGHLIGHTS

Won 13, lost 69 (sixth Midwest) Dallas won its final two games, four of its last seven and five of its last 11. Dallas was 0-13 in March (the first month in franchise history without a win) before rebounding to go 5-8 in April. The Mavericks were one of just two clubs with two players in the top 18 in scoring (the Clippers were the other) as Jim Jackson and Jama Mashburn each averaged 19.2 ppg to tie for 18th in the NBA. Dallas set a club record with 767 steals, breaking the club record of 688 steals by the 1986-87 Midwest Division Championship club. Mashburn and Popeye Jones each participated in the Schick Rookie Game on All-Star Saturday. Jones' 7.5 rebounds per game was the highest rookie rebound average ever by a Maverick. Dallas allowed 103.8 ppg, down 10.7 ppg from the opponents' average in the previous season.

Table with 23 columns: Player, G, S, Min, Avg, Fg, Att, Pct, 3Fg, Att, Pct, Ft, Att, Pct, Off, Def, Reb, Avg, Ast, Avg, P, D, Stl, To, Blk, Pts, Avg, Hr. Rows include players like Jackson, Mashburn, Rooks, Campbell, Smith, Legler, Lever, White, Jones, Harris, Davis, Williams, Hodge, Dreiling, Wiley, Harper, Morningstar, Brown, Mavericks, and Opponents.

* Did not finish season with Dallas

SEASON RESULTS

No	Date	H-R	W-L	Opponent	Score	Home Record	Road Record	Total Record	Dallas Pct	Dallas Opponent	Pt	Opponent Pt	Opponent	Rb	Attend
1	11/5	H	L	Utah	86-102	0-0	0-1	0-1	L1	McMillen	22	18	H. Rebr	20	19,911
2	11/6	H	L	Golden State	89-93	0-1	0-1	0-2	L2	Jackson	20	19	Sprewell	9	13,195
3	11/9	H	L	New Jersey	80-86	0-2	0-1	0-3	L3	Jackson	23	17	Colman	28	11,561
4	11/12	R	W	Minnesota	115-98	0-2	1-1	1-3	W1	Mashburn	36	8	Laettner	7	18,346
5	11/13	H	L	Utah	100-101	0-3	1-1	1-4	L1	Jm/Tb	20	20	J. Malone	25	13,187
6	11/18	H	L	New York	90-103	0-4	1-1	1-5	L2	Jackson	21	20	Starks	6	12,918
7	11/18	R	L	L.A. Clippers	84-88	0-4	1-2	1-6	L3	Jackson	18	12	Harper	28	9,918
8	11/19	R	L	Seattle	87-115	0-4	1-3	1-7	L4	Mashburn	24	9	Kemp	9	12,553
9	1/2	R	L	Portland	90-102	0-4	1-4	1-8	L5	Mashburn	21	9	Drexler	20	12,888
10	11/23	H	L	L.A. Clippers	98-105	0-5	1-4	1-9	L6	Mashburn	20	8	Harper	32	12,290
11	11/26	H	L	Chicago	85-100	0-6	1-4	1-10	L7	Mashburn	21	7	Armstrong	26	17,502
12	11/27	R	L	San Antonio	80-104	0-6	1-5	1-11	L8	Jm/Tv/Sr	14	9	Rubens	28	18,065
13	11/30	R	L	Golden State	91-103	0-6	1-6	1-12	L9	Mashburn	26	8	Sprewell	23	15,025
14	12/1	R	L	L.A. Lakers	91-124	0-6	1-7	1-13	L10	Jackson	18	6	Campbell	18	10,319
15	12/3	H	L	Milwaukee	106-107	0-7	1-7	1-14	L11	Mashburn	28	8	Brickowski	30	11,690
16	12/5	R	L	Denver	110-115	0-7	1-8	1-15	L12	Mashburn	28	8	Abdul-Rauf	22	3,991
17	12/7	H	L	Miami	101-106	0-8	1-8	1-16	L13	Harper	33	13	Rica	20	10,784
18	12/9	H	L	Seattle	93-125	0-8	1-8	1-17	L14	Du/J	20	8	Gill	23	3,112
19	12/11	H	L	Phoenix	103-114	0-10	1-8	1-18	L15	Mashburn	25	13	K. Johnson	25	17,502
20	12/14	H	L	Portland (H)	93-100	0-11	1-8	1-19	L16	Harper	21	10	Drexler	25	16,144
21	12/18	H	L	San Antonio	89-103	0-12	1-8	1-20	L17	Jackson	19	8	Rubens	30	11,145
22	12/18	R	L	Houston	93-104	0-12	1-8	1-21	L18	Mashburn	30	8	Olajuwon	28	15,598
23	12/20	R	L	New York	92-101	0-12	1-10	1-22	L19	Harper	16	10	Ewing	21	19,763
24	12/22	R	L	Milwaukee	86-96	0-12	1-11	1-23	L20	Mashburn	29	8	Day	21	15,332
25	12/23	R	W	Minnesota	93-89	0-12	2-11	2-23	W1	Jackson	28	13	Williams	33	17,940
26	12/28	H	L	Denver	85-87	0-13	2-11	2-24	L1	Rooks	25	16	Stah	21	14,136
27	1/2	R	L	Sacramento	116-119	0-13	2-12	2-25	L2	Mashburn	30	10	Simmons	25	17,317
28	1/3	R	L	Utah	85-115	0-13	2-13	2-26	L3	Jackson	23	9	Chambers	29	19,911
29	1/5	H	L	Houston	102-114	0-14	2-13	2-27	L4	Mashburn	37	11	Olajuwon	37	11,721
30	1/7	H	L	Philadelphia	93-103	0-15	2-13	2-28	L5	Jackson	23	8	Barnes	28	11,848
31	1/8	R	L	Chicago	81-100	0-15	2-14	2-29	L6	Jackson	25	8	Pippen	20	18,392
32	2	H	L	Minnesota	85-83	0-16	2-14	2-30	L7	Jackson	24	8	Dumars	23	10,556
33	1/14	R	L	Atlanta	96-113	0-16	2-15	2-31	L8	Lugger	21	8	Wilks	28	11,217
34	1/15	H	L	San Antonio	87-104	0-17	2-15	2-32	L9	Mashburn	26	8	Du/Tc	28	14,361
35	1/18	R	L	Phoenix	103-113	0-17	2-16	2-33	L10	Rooks	21	8	Majumder	27	19,023
36	1/19	H	L	Boston	84-89	0-18	2-16	2-34	L11	Jackson	27	13	Parish	17	11,161
37	1/21	H	L	Seattle	87-91	0-19	2-16	2-35	L12	Jackson	29	12	Schroepfl	22	14,101
38	2/2	R	L	San Antonio	83-93	0-19	2-17	2-36	L13	Jackson	23	8	Rubens	23	19,003
39	1/24	R	L	Boston	102-110	0-19	2-18	2-37	L14	Mashburn	27	10	Fox	22	14,890
40	1/28	R	L	Philadelphia	90-104	0-19	2-18	2-38	L15	Mashburn	20	8	Barnes	22	6,845
41	1/27	R	L	Washington	95-98	0-19	2-20	2-39	L16	Jackson	21	8	Gugliotta	23	13,118
42	1/29	H	W	Sacramento	108-101	1-19	2-20	3-39	W1	Jackson	24	14	Richmond	34	12,157
43	1/31	H	L	Atlanta	85-90	1-20	2-20	3-40	L1	Smith	22	10	Wilkes	24	10,420
44	2/2	R	W	Minnesota	92-88	1-20	3-20	4-40	W1	Mashburn	28	9	Ruler	22	17,685
45	2/4	H	L	L.A. Lakers	87-95	1-21	3-20	4-41	L1	Mashburn	22	11	Lynch	28	16,482
46	2/5	R	L	Denver	89-98	1-21	3-21	4-42	L2	Mashburn	17	8	Elin	8	15,489
47	2/8	H	W	Minnesota (H)	108-106	2-21	3-21	5-42	W1	Jm/J	24	8	West	24	10,705
48	2/10	H	W	Washington	87-77	3-21	3-21	6-42	W2	Mashburn	16	8	Gugliotta	18	0,17E
49	2/15	H	L	Portland	103-106	3-22	3-21	6-43	L1	Mashburn	26	12	Drexler	28	10,852
50	2/17	H	L	Indiana	73-84	3-23	3-21	6-44	L2	Mashburn	17	11	Miller	22	10,322
51	2/19	H	L	Detroit	96-106	3-24	3-21	6-45	L3	Jm/J	19	13	Dumars	40	16,102
52	2/21	R	W	Detroit	98-88	3-24	4-21	7-45	W1	Mashburn	23	11	Mills	25	16,477
53	2/22	R	L	Indiana	101-107	3-24	4-22	7-46	L1	Jackson	23	11	Smith	27	12,687
54	2/24	R	W	Charlotte	115-110	3-24	5-22	8-46	W1	Mashburn	37	7	Johnson	23	23,698
55	2/26	R	L	Cleveland	99-110	3-24	5-23	8-47	L1	Mashburn	25	11	Hill	24	12,372
56	2/27	R	L	New Jersey	90-12	3-24	5-24	8-48	L2	Mashburn	32	10	Morris	27	10,344
57	3/3	H	L	Orlando	94-107	3-25	5-24	8-49	L3	Jackson	21	6	O'Neal	43	17,502
58	3/5	H	L	Utah	90-103	3-26	5-24	8-50	L4	Mashburn	22	13	K. Malone	34	14,144
59	3/8	H	L	L.A. Clippers	110-118	3-27	5-24	8-51	L5	Jackson	31	9	Harper	38	10,784
60	3/10	R	L	L.A. Lakers	101-106	3-27	5-25	8-52	L6	Jackson	21	12	Dixie	22	11,149
61	3/11	R	L	L.A. Clippers	96-106	3-27	5-26	8-53	L7	Jackson	37	12	Wilkes	31	10,225
62	3/13	H	L	Houston	93-100	3-28	5-26	8-54	L8	Jackson	30	10	Maxwell	27	12,525
63	3/16	R	L	Orlando	98-100	3-28	5-27	8-55	L9	Mashburn	34	10	O'Neal	34	15,291
64	3/17	R	L	Miami	99-115	3-28	5-28	8-56	L10	Jackson	25	11	Sarkis	28	14,920
65	3/19	H	L	Golden State	107-116	3-29	5-28	8-57	L11	Jackson	31	10	Sprewell	24	16,101
66	3/23	H	L	L.A. Lakers	109-112	3-30	5-28	8-58	L12	Smith	36	7	Van Esel	28	2,484
67	3/25	R	L	Phoenix	94-99	3-30	6-29	9-59	L13	Jackson	31	9	K. Johnson	28	19,023
68	3/26	R	L	Denver	101-112	3-30	6-30	9-60	L14	Jackson	20	11	Mutombo	27	17,171
69	3/29	H	L	San Antonio	82-117	3-31	6-30	9-61	L15	Mashburn	24	8	Rubens	37	13,174
70	4/1	H	L	Charlotte	104-106	3-32	6-30	9-62	L16	Sr/J	19	11	Mourning	25	15,307
71	4/2	H	L	Cleveland	88-95	3-33	6-30	9-63	L17	Smith	23	10	Price	24	11,505
72	4/5	R	W	Sacramento	89-80	3-33	6-30	9-63	W1	Smith	18	10	Richmond	22	17,317
73	4/7	R	L	Utah	82-99	3-33	6-31	9-64	L1	Jm/Sr	14	9	K. Malone	25	19,911
74	4/8	R	L	Seattle	93-111	3-33	6-32	9-65	L2	Mashburn	27	7	Payton	22	14,551
75	4/11	R	L	Golden State	108-122	3-33	6-33	9-66	L3	Jackson	25	11	Sprewell	33	15,025
76	4/12	R	W	Portland	108-107	3-33	7-33	10-66	W1	Jackson	24	7	Drexler	29	12,888
77	4/15	H	W	Denver	99-97	4-33	7-33	11-66	W2	Rooks	24	14	Elin	23	12,048
78	4/16	H	L	Sacramento	98-106	4-34	7-33	11-67	L1	Jackson	20	13	Tisdale	32	12,376
79	4/18	H	L	Phoenix	97-106	4-35	7-33	11-68	L2	Jackson	30	8	Barney	28	13,931
80	4/21	R	L	Houston	100-126	4-35	7-34	11-69	L3	Jackson	14	11	Olajuwon	21	14,081
81	4/22	H	W	Houston	107-95	5-35	7-34	12-69	W1	Mashburn	28	10	O'Keefe	19	13,865
82	4/24	H	W	Minnesota	118-102	6-35	7-34	13-69	W2	Campbell	22	9	Ruler	25	11,843



TOP ROW L-R: Head Coach Gar Heard, Assistant Coach Clifford Ray, Randy White, Doug Smith, Donald Hodge, Sean Rooks, Terry Davis, Radisav Curcic, Dexter Cambridge, Assistant Coach Brian Davis, Vice President/Basketball Operations Rick Sund, Chief Operating Officer GM Norm Sonju
BOTTOM ROW L-R: Equipment Manager Kerry Leath, Walter Bond, Fat Lever, Tim Legler, Derek Harper, Jim Jackson, Morlon Wiley, Brian Howard, Mike Buzzolno, Trainer Doug Atkinson. Did not finish the season in Dallas: Stephen BarJo, Tracy Moore, Walter Palmer, Lamont Strothers

SEASON HIGHLIGHTS

Won 11, lost 71 (sixth, Midwest)...their worst record ever (previous mark was 15-67 in the 1980-81 charter season) the Mavericks were 7-14 over their final 21 games. Dallas started the season 0-29 on the road but rallied to win four of their last 12 games away from Reno on Norm Jackson joined Shaquille O'Neal and Alonzo Mourning as the only rookies with streaks of seven or more consecutive games with 20 plus points overall, six of Dallas' 11 wins came against clubs that finished the season with winning records on March 4 the Mavericks introduced 10-year NBA veteran Quinn Buckner as head coach beginning at the end of the 1992-93 season Gar Heard served as interim coach following the dismissal of Richie Adubato on January 13 the Mavericks used a club record 28 starting lineups (breaking the club record of 18 in 1991-92)

Player	G-S	Min	Avg	Fg-Att	Pct	3fg-Att	Pct	Ft-Att	Pct	Off	Def	Reb	Avg	Asst	Avg	PF-0	Stl	To	Blk	Pts	Avg	Hi
Margher	82-60	2108	34.0	393-939	.419	101-257	.393	239-316	.756	42	81	123	2.0	334	5.4	145-1	80	136	16	1126	18.2	35
Jackson	28-28	938	33.5	184-466	.395	21-73	.288	68-92	.739	42	80	122	4.4	131	4.7	80-0	40	116	11	457	16.3	32
Rooks	72-68	2087	29.0	368-747	.493	0-2	.000	234-389	.602	196	340	536	7.4	95	1.3	204-2	38	160	81	970	13.5	26
Davis	75-74	2462	32.8	393-863	.455	2-8	.250	167-281	.594	259	442	701	9.3	88	0.9	199-3	38	160	28	955	12.7	36
Smith	61-42	1524	25.0	289-666	.434	0-4	.000	56-74	.757	96	232	328	5.4	104	1.7	280-12	48	115	52	634	10.4	27
White	64-20	1433	22.4	235-540	.435	10-42	.238	138-184	.750	154	216	370	5.8	49	0.8	226-4	63	108	45	818	8.7	31
Legler (Tot)	33-0	635	19.2	105-241	.436	22-65	.338	57-71	.803	25	34	59	1.8	48	1.4	63-0	24	28	8	289	8.8	20
Legler (Dal)	30-0	830	21.0	104-238	.437	22-65	.338	57-71	.803	25	33	58	1.9	48	1.5	63-0	24	28	8	287	9.6	20
Buzzolno	70-23	1769	25.3	221-478	.462	54-144	.375	114-149	.765	31	109	140	2.0	328	4.7	101-0	49	129	8	810	8.7	23
Bond	74-38	1578	21.3	227-565	.402	7-42	.167	129-167	.772	52	144	196	2.6	122	1.6	223-3	76	112	18	590	8.0	25
Cambridge	63-33	885	16.7	151-312	.484	0-4	.000	68-99	.687	88	79	167	3.2	58	1.1	128-1	24	63	8	370	7.0	16
Mowatt	68-22	1296	19.0	183-414	.442	1-7	.143	72-94	.766	86	146	212	3.1	67	1.0	217-8	56	88	34	439	6.5	18
Hodge	79-8	1267	16.0	161-400	.403	0-0	—	71-104	.683	93	201	294	3.7	75	0.9	204-2	33	90	37	393	5.0	14
Wiley (Tot)	58-15	995	17.2	96-254	.378	54-154	.351	17-26	.654	29	62	91	1.6	181	3.1	127-2	66	88	3	263	4.5	15
Wiley (Dal)	33-13	841	19.4	70-173	.405	39-103	.379	12-18	.667	20	36	56	1.7	100	3.0	78-2	38	51	1	191	5.8	16
Curcic*	20-0	186	9.3	16-41	.390	0-0	—	26-36	.722	17	32	49	2.5	12	0.6	30-0	7	8	2	58	2.9	11
Moore*	39-1	510	13.1	103-249	.414	23-67	.343	53-61	.869	23	29	52	1.3	47	1.2	54-0	21	32	4	282	7.2	20
Strothers*	9-0	138	15.3	20-61	.328	2-13	.154	8-10	.800	8	6	14	1.6	13	1.4	13-0	8	15	0	50	5.6	10
Palmer*	20-0	124	6.2	27-57	.474	0-0	—	6-9	.667	12	32	44	2.2	5	0.3	29-0	1	10	5	50	3.0	18
BarJo*	23-0	175	7.6	19-62	.306	1-6	.167	12-17	.706	10	27	37	1.6	29	1.3	28-0	8	17	3	51	2.2	6
Mavericks	82	-	240.6	3164-7271	.435	283-837	.338	1530-2171	.705	1234	2265	3499	42.7	1683	20.5	2302-38	649	1459	355	8141	99.3	128
Opponents	82	-	240.6	3401-6783	.501	234-653	.358	2351-3071	.766	1063	2740	3803	46.4	2047	25.0	1861-81	882	1273	520	9387	114.5	139

* Did not finish season with Dallas



1992-1993 MAVERICKS (CONT.)

SEASON RESULTS

Table with columns: No, Date, H/R, W/L, Opponent, Score, Home Record, Road Record, Total Record, Dallas H-Scorer, Pts, Dallas H-Reb, Rb, Opponent H-Scorer, Opponent H-Reb, Attend. Rows list 82 games.



1981-82 MAVERICKS



TOP ROW L-R: Head Coach Richie Adubato, Assistant Coach Bob Zuffe, Assistant Coach Gar Heard, Doug Smith, Terry Davis, Donald Hodge, Herb Williams, Brian Quinnett, Randy White, Special Assignment Coach Clifford Ray, Vice President Basketball Operations Rick Sund, Chief Operating Officer GM Norm Sonju. BOTTOM ROW L-R: Equipment Manager Doug Baker, Tracy Moore, Brian Howard, Fat Lever, Roando Backman, Derek Harper, Brad Davis, Rodney McCray, Mike Iuzzolino, Trainer Doug Atkinson

SEASON NOTEBOOK

Won 22 (lost 60 (fifth, Midwest) - the Mavericks started three rookies (Mike Iuzzolino, Doug Smith and Donald Hodge) in each of the final 21 games - there were two games (April 8-9) when four rookies started, a franchise first - the Mavericks lost a club-record tying 15 straight games from March 1 to 26 and a club-record 26 straight road games from Dec. 26 through April 9 - Dallas was held under 90 points a club-record 19 times (was 14 in 1990-91) and failed to shoot at least 400 a club-record 19 times (was eight in 1989-90) - seven times the Mavericks committed fewer than 10 turnovers in a game, including a season-low 5 turnovers Nov. 12 vs. Houston - tying as the fewest turnovers by any team in the NBA in 1991-92 - the Mavericks set club lows in scoring (.976 ppg), and field goal shooting (.439%)

Table with 22 columns: Player, G-S, Min, Avg, Fg-Aft, Pct, 3fg-Aft, Pct, Ft-Aft, Pct, Off, Def, Reb, Avg, Ast, Avg, PF-D, Stl, To, Blk, Pts, Avg, Hi. Rows include Blackman, Harper, Williams, Lever, T. Davis, Iuzzolino, McCray, Smith, Moore, Hodge, White, Davidson, Howard, Quinnett (Tot), Quinnett (Reg), B. Davis, Carrick (Tot)*, Carrick (Reg)*, Vinona*, Mavericks, Opponents.

* Did not finish season with Dallas

61
1992
7-10K (1-0-1)

SEASON RESULTS

Table with 26 columns: No, Date, H-A, W-L, Opponent, Score, Home Record, Road Record, Total Record, Str, Dallas HS Scorer, Pk, Dallas HS Rm./Td, Opponent HS Scorer, Pt, Opponent HS Rm./Td, Rb, Attend. Rows 1-82 listing game details.

HISTORY



TOP ROW L-R: Head Coach Rich E. Adubato, Assistant Coach Bob Zuffelato, Assistant Coach Gar Heard, Roy Tarpley, John Shasky, James Donaldson, Jim Grandt, Tom Herb Williams, Randy White, Special Assignment Coach Clifford Ray, Vice President Basketball Operations Rick Sund, Chief Operating Officer GM Norm Sonju. BOTTOM ROW L-R: Equipment Manager Kerry Leath, Kevin Upshaw, Alex English, Ronaldo Blackman, Fat Lever, Derek Harper, Brad Davis, Rodney McCray, Steve Alford, Trainer Doug Atkinson

SEASON HIGHLIGHTS

Won 28, lost 54 (sixth Midwest) - the Mavericks had averaged over 48 wins the previous four seasons. Dallas, which got off to a 4-1 start before losing Roy Tarpley and Fat Lever for the season due to right knee injuries, dropped 53 of its final 77 games, including 13 of the final 16 games. 39 times Dallas was without the services of three or more players, including five games in which four or more players were sidelined. Dallas came back seven times from deficits of 12+ points to win, including twice from 16 points down. The Mavericks were 15-16 in games decided by six points or less, including 9-6 in games decided by three points or less. The Mavericks were 21-21 when scoring 100+ points and 7-33 when held under 100 points.

Table with columns: Player, G-S, Min, Avg, Fg-Att, Pct, 3fg Att, Pct, Ft Att, Pct, Off, Def, Reb, Avg, Ast, Avg, P1-0, Stl, To, Blk, Pts, Avg, Ht. Rows include Tarpley, Blackman, Harper, Williams, McCray, Donaldson, English, White, Lever, Upshaw, Davis, Alford, Grandholm, Shasky, Wright, Mavericks, and Opponents.

* Did not finish season with Dallas

SEASON RESULTS

No.	Date	H-R	W-L	Opponent	Score	Home Record	Road Record	Total Record	Sr	Dallas Hi Scorer	Dallas Pt	Dallas Rb	Opponent Hi Scorer	Opponent Pt	Opponent Rb	Attend	
1	11/2	B	L	Minnesota	85-90	0-0	0-1	0-1	L1	Blackmon	21	Blackmon	15	Campbell	24	Cadee	9
2	11/3	H	W	Denver	140-110	1-0	0-1	1-1	W1	Tarpley	25	Tarpley	13	Wroimidge	21	Rasmussen	11
3	11/6	B	W	New York	96-81	1-0	1-1	2-1	W2	Tarpley	29	Tarpley	10	Ewing	26	Dinkley	18
4	11/7	R	W	Philadelphia	104-101	1-0	2-1	3-1	W3	Tarpley	26	Tarpley	11	Hawkins	25	Gruenski	9
5	11/9	H	W	Orlando	11-99	2-0	2-1	4-1	W4	Blackman	34	McCray	10	Anderson	29	Kile	10
6	11/13	R	L	Orlando	103-109	2-0	2-2	4-2	L1	Blackmon	38	Williams	7	Caldico	30	Smith	8
7	11/14	R	L	Niame	93-105	2-0	2-3	4-3	L2	Haper	30	Huffman	8	Seakaly	30	Seakaly	21
8	1/16	H	W	L.A. Lakers	99-86	3-0	2-3	5-3	W1	Haper	39	Donatson	14	Scott	23	Johnson	8
9	1/20	H	L	Minnesota (O)	91-92	3-1	2-3	5-4	L1	Blackman	32	Jr/Riv	9	Campbell	28	Condon	16
10	1/23	H	L	San Antonio	104-107	3-2	2-3	5-5	L2	Blackmon	30	Rivard	7	Roberson	32	Roberson	13
11	11/24	H	L	Utah	74-85	3-3	2-3	5-6	L3	Blackmon	21	Hv. Jr	10	K. Malone	27	Knz/Me	9
12	11/28	H	W	L.A. Clippers	107-98	4-3	2-3	6-6	W1	Blackmon	30	Donatson	9	Smith	24	Smith	9
13	12/1	R	L	San Antonio	97-109	4-3	2-4	6-7	L1	Haper	16	Jr/Riv	7	Roberson	23	Cummings	13
14	12/4	R	L	Sacramento	83-103	4-3	2-5	6-8	L2	Haper	18	Donatson	13	Car	31	Tsileika	8
15	12/5	R	L	L.A. Clippers	89-93	4-3	2-6	6-9	L3	English	10	Riv. Jr	15	Smith	24	Benjamin	17
16	12/7	N	L	Boston	104-112	4-4	2-6	6-10	L4	Blackmon	36	McCray	13	Parish	26	Parish	14
17	12/8	H	L	Houston	107-119	4-5	2-6	6-11	L5	Rv/Th	30	McCray	6	Thorp	26	Thorp	16
18	12/12	R	W	L.A. Lakers (O)	112-97	4-5	3-6	7-11	W1	Rv/Th	22	Donatson	15	Worthy	29	Perkins	11
19	2/14	R	L	Portland	104-106	4-5	3-7	7-12	L1	Blackman	26	White	11	Drexler	29	Williams	12
20	12/15	R	L	Seattle	105-06	4-5	3-8	7-13	L2	Blackman	26	McCray	9	Krupp	22	Caye	8
21	12/18	H	L	Phoenix	95-14	4-6	3-8	7-14	L3	McCray	19	White	13	Majerte	24	McDaniel	11
22	2/2	H	W	Minnesota	101-89	5-6	3-8	8-14	W1	Blackmon	27	Donatson	11	Prestor	20	Roberson	9
23	12/22	R	W	Denver	119-110	5-6	4-8	9-14	W2	Blackmon	21	McCray	13	Adams	27	Rasmussen	13
24	12/26	R	L	Phoenix	86-116	5-6	4-9	9-15	L1	Haper	19	White	6	Chapman	24	Chapman	12
25	12/27	R	L	Utah	102-110	5-6	4-10	9-16	L2	Haper	32	McCray	6	K. Malone	36	Koz/Th	11
26	12/29	H	W	Sacramento	90-79	6-6	4-10	10-16	W1	Haper	26	Donatson	14	Car	17	Car	9
27	1/2	R	L	Minnesota	96-116	6-6	4-11	10-17	L1	Haper	29	McCray	10	Campbell	32	Spencer	16
28	1/3	R	L	Milwaukee	87-87	6-6	4-12	10-18	L2	Haper	21	McCray	9	Pierce	28	Roberson	9
29	1/5	R	L	Boston	110-127	6-6	4-13	10-19	L3	Blackmon	27	As/Fin	7	Gambis	23	Parish	9
30	1/7	R	W	New Jersey (O)	88-87	6-6	5-13	11-19	W1	English	27	English	12	Bowen	27	Bowen	14
31	1/9	H	W	Portland	109-99	7-6	5-13	12-19	W2	Rv/As	24	Donatson	16	Drexler	22	Williams	15
32	1/11	H	L	Utah	99-118	7-7	5-13	12-20	L1	Haper	33	McCray	13	K. Malone	30	K. Malone	19
33	1/12	H	L	Orlando	103-127	7-8	5-13	12-21	L2	Blackmon	29	Rv/Jr	7	So/Fin	24	Caldico	9
34	1/14	H	L	Detroit	81-89	7-8	5-13	12-22	L3	Haper	21	White	14	Johnson	19	Rodman	15
35	1/16	R	L	San Antonio	94-109	7-9	5-14	12-23	L4	Haper	27	Jr/Fin	10	Roberson	30	Cummings	11
36	1/18	H	L	L.A. Clippers (O)	112-110	7-10	5-14	12-24	L5	Rv/Jr	25	Donatson	18	Bernstein	27	Bernstein	11
37	1/19	H	W	Charlotte	130-95	8-10	5-14	13-24	W1	English	23	Donatson	14	Nowman	40	Garniski	12
38	1/23	H	L	Cleveland	85-99	8-11	5-14	13-25	L1	McCray	16	Rv/Riv	16	Lu/Bl	21	Daugherty	12
39	1/25	R	L	Detroit	82-84	8-11	5-15	13-26	L2	Blackmon	23	White	13	Johnson	21	Johnson	17
40	1/26	R	W	Washington	99-96	8-11	6-15	14-26	W1	English	22	Donatson	17	King	27	James	11
41	1/29	H	W	Seattle	117-112	9-11	6-15	15-26	W2	White	24	McCray	10	Nichy	24	Peterson	8
42	2/1	H	L	Chicago	90-101	9-12	6-15	15-27	L1	Blackmon	24	Donatson	18	Jordan	31	Payton	14
43	2/5	H	W	Indiana	114-100	10-12	6-15	16-27	W1	Haper	24	White	12	Miller	28	Drexler	7
44	2/7	H	W	Golden State	102-101	11-12	6-15	17-27	W2	Haper	29	Donatson	16	Richardson	34	Loft	7
45	2/12	R	L	Charlotte	92-109	11-12	6-16	17-28	L1	Blackmon	22	McCray	12	Nowman	21	Garniski	14
46	2/13	R	L	Cleveland	93-95	11-12	6-17	17-29	L2	Blackmon	28	Donatson	12	Daugherty	23	Daugherty	13
47	2/15	H	W	Washington	121-86	12-12	6-17	18-29	W1	Blackmon	28	Donatson	16	King	14	Bhan	16
48	2/16	H	W	San Antonio	96-94	13-12	6-17	19-29	W2	Blackmon	37	White	15	Roberson	34	Roberson	19
49	2/18	R	W	Golden State	107-101	13-12	7-17	20-29	W3	Bl/As	24	Williams	7	Mullin	33	Hardaway	7
50	2/19	R	L	Portland	100-107	13-12	7-18	20-30	L1	Haper	32	McCray	11	Porter	23	Bw/Gz	16
51	2/21	H	L	L.A. Lakers	92-106	13-13	7-18	20-31	L2	Haper	24	McCray	12	Johnson	21	Johnson	19
52	2/23	R	L	Atlanta	107-122	13-13	7-18	20-32	L3	English	19	Donatson	8	Wilkes	31	Wilkes	14
53	2/26	R	L	Minnesota	94-100	13-13	7-20	20-33	L4	Haper	25	Williams	6	Caban	31	Caban	11
54	2/27	R	W	Indiana	106-104	13-13	8-20	21-33	W1	As/Fin	21	White	10	Parson	24	Schroepfl	8
55	3/1	R	L	Chicago	86-109	13-13	8-21	21-34	L1	Blackmon	19	Williams	10	Jordan	29	Jordan	11
56	3/2	H	L	Miami	103-109	13-14	8-21	21-35	L2	Blackmon	19	Williams	9	Douglas	26	Loof	19
57	3/4	H	W	New Jersey	102-100	14-14	8-21	22-35	W1	Bl/Fin	21	Donatson	16	Coleman	24	Coleman	12
58	3/8	H	L	Philadelphia	92-97	14-15	8-21	22-36	L1	Williams	22	McCray	10	Barbey	33	Melom	15
59	3/7	R	L	Houston	90-122	14-15	8-22	22-37	L2	McCray	10	Shady	6	Thorp	24	As/Lo	8
60	3/10	R	L	Denver	110-124	14-15	8-23	22-38	L3	Williams	25	McCray	13	Ow/Mia	31	Williams	9
61	3/13	H	W	Seattle	98-95	15-15	8-23	23-38	W1	Haper	18	White	8	Krupp	24	Krupp	13
62	3/15	H	L	Atlanta	117-127	15-16	8-23	23-39	L1	Williams	27	Williams	12	Battle	28	Malone	14
63	3/16	H	L	Golden State	105-117	15-17	8-23	23-40	L2	Williams	29	White	11	Richardson	36	Mullin	19
64	3/18	H	W	Sacramento	104-86	16-17	8-23	24-40	W1	Blackmon	31	McCray	18	Simmons	19	Simmons	19
65	3/20	H	L	Phoenix	96-110	16-18	8-23	24-41	L1	Williams	30	Donatson	11	McDaniel	24	West	19
66	3/22	H	W	New York (O)	104-102	17-18	8-23	25-41	W1	Haper	27	Donatson	12	Ewing	29	Dinkley	18
67	3/23	R	L	Orlando	93-106	17-18	8-24	25-42	L1	English	19	Donatson	8	Reynolds	28	Anderson	16
68	3/27	H	L	Orlando	85-97	17-19	8-24	25-43	L2	Blackmon	29	Donatson	10	Reynolds	20	Kis	16
69	3/29	R	L	L.A. Clippers	98-105	17-19	8-25	25-44	L3	Blackmon	24	Williams	6	Smith	22	Dier/Dj	8
70	3/30	R	L	Seattle	102-116	17-19	8-26	25-45	L4	Williams	31	Donatson	10	Krupp	23	Bejerano	7
71	4/2	H	W	Denver	133-126	18-19	8-26	26-46	W1	Haper	24	Donatson	12	Adams	37	Anderson	11
72	4/3	R	L	Houston	86-102	18-19	8-27	26-46	L1	Blackmon	20	Donatson	6	Maxwell	27	Digayeva	22
73	4/5	H	L	Utah	87-93	18-20	8-27	26-47	L2	Williams	19	Donatson	16	K. Malone	31	K. Malone	18
74	4/7	H	L	Portland	92-110	18-21	8-27	26-48	L3	Williams	19	Donatson	12	Roberson	22	Williams	11
75	4/9	R	L	Sacramento	104-113	18-21	8-28	26-48	L4	Blackmon	28	Donatson	14	Simmons	36	Crowell	12
76	4/10	R	L	Utah	94-97	18-21	8-29	26-50	L5	Haper	34	Donatson	12	K. Malone	28	East	9
77	4/12	R	L	Phoenix	91-103	18-21	8-30	26-51	L6	Haper	24	Williams	8	Hamasaki	28	Randies	12
78	4/13	B	L	Golden State	114-132	18-21	8-31	26-52	L7	Haper	29	White	10	Mascharenis	19	Talbert	10
79	4/15	R	L	L.A. Lakers	106-112	18-21	8-32	26-53	L8	Haper	29	Williams	11	Worthy	23	Johnson	9
80	4/17	H	W	Minnesota	102-100	19-21	8-32	27-53	W1	Rv/Bl	17	White	9	Campbell	27	Spencer	12
81	4/19	H	W	Houston	113-107	20-21	8-32	28-53	W2	Haper	19	White	12	Maxwell	28	Digayeva	26
82	4/21	R	L	San Antonio	101-136	20-21	8-33	28-54	L1	Ow/Fin	18	Donatson	9	Maxwell	19	Cummings	14



1980-1 80 MAVERICKS



TOP ROW L-R: Head Coach Richie Adubato, Assistant Coach Gar Heard, Bob McCa... Adrian Dantley, Herb Williams, Roy Tarpley, James Donaldson, Bill Wennington, Sam Perkins, Special Assignment Coach Clifford Ray, Vice President Basketball Operations Rick Swad, Chief Operating Officer/GM Norm Sonju. BOTTOM ROW L-R: Assistant Trainer/Equipment Manager Kyle Leath, Derek Harper, Anthony Jones, Steve Alford, Randy White, Ronaldo Blackman, Brad Davis, Trainer Doug Atkinson

SEASON NOTEBOOK

Won 47 (lost 35 (th rd, Midwest)) after missing the playoffs the previous season for the first time since 1982-83, the Mavericks returned to postseason action. Dallas was swept 3-0, in the first round by the eventual Western Conference Champion Portland Trail Blazers on Nov. 29. Richie Adubato replaced John MacLeod as head coach (Dallas was 5-6 under MacLeod) and guided Dallas to a 42-29 (.592) record the rest of the way. The Mavericks won 19 of their final 22 at home and broke even (10-10) in their final 20 road games. Dallas held a club-record 35 opponents under 100 points and a club-record 12 opponents under 90 points. Dallas was 12-27 when held under 100 points, but 35-8 when scoring 100+ points. Dallas won a club-record 15 games when trailing after three periods.

Table with columns: Player, G-S, Min, Avg, Fg-Aft, Pct, 3Fg-Aft, Pct, Ft-Aft, Pct, Off, Def, Reb, Avg, Ast, Avg, PF-D, Stl, To, Blk, Pts, Avg, Hi. Rows include Blackman, Harper, Tarpley, Perkins, Dantley, Donaldson, Williams, Davis, Wennington, White, Alford, Jones, McCann, Upshaw*, Wade*, Mavericks, Opponents.

* Did not finish season with Dallas

SEASON RESULTS

Table with columns: No, Date, H/R, W-L, Opponent, Score, Home Record, Road Record, Total Record, Dallas #, Dallas Pt, Dallas Opponent, Dallas Pt, Dallas Opponent. Rows 1-82 detailing season games.

HISTORY



TOP ROW L-R: Head Coach John MacLeod, Assistant Coach Richie Adubato, Special Assignment Coach Clifford Ray, Herb Williams, Uwe Blab, James Donaldson, Bill Wennington, Sam Perkins, Assistant Coach Gar Heard, VP Basketball Operations Rick Sund, Chief Operating Officer/GM Norm Sonichsen
BOTTOM ROW L-R: Equipment Manager Kyle Leath, Derek Harper, Anthony Jones, Terry Tyler, Adrian Dantley, Rondo Blackman, Moron Wiley, Brad Davis, Trainer Doug Atkinson. Not Pictured: Roy Tarpley

SEASON HIGHLIGHTS

Won 38, lost 44 (fourth, Midwest)...the Mavericks' playoff hopes were eliminated on the last night of the season with a Portland victory over Sacramento...that game was the final game of the NBA's regular season schedule...Dallas dressed a full complement of 12 players in just 23 of 82 games and only three times in the final 36 games (the period after the Feb. 15 Aqurre Dantley trade)...the Mavericks started the season 9-3 and owned the best record in the Western Conference when they stood 17-9 on Dec. 29 (the latest point in any season for the Mavericks ever to have the best record in the conference)...overall Dallas was 17-32 during Roy Tarpley's suspension, 26-37 in all games without Tarpley, 13-23 after the Aqurre Dantley trade, 7-17 after Donaldson's knee injury and 9-21 in all games without Donaldson

Table with columns: Player, G-S, Min, Avg, Fg-Att, Pct, 3Fg-Att, Pct, Ft-Att, Pct, Off, Def, Reb, Avg, Ast, Avg, Pl-O, Stl, To, Blk, Pts, Avg, Hr. Rows include Dantley (Tot), Dantley (Dal), Blackman, Harper, Tarpley, Perkins, Williams (Tot), Williams (Dal), Donaldson, Davis, Tyler, Wennington, Jones (Tot), Jones (Dal), Wiley, Blab, Aguirre*, Schempff*, Alford*, Mavericks, Opponents.


* Did not finish season with Dallas



1-888-798-7988 WEEKEND 06:00 PM

SEASON RESULTS

No	Date	H/R	W-L	Opponent	Score	Home Record	Road Record	Total Record	Galles Hi Scorer	Pt	Galles Hi Rebr	Opponent Hi Scorer	Pt	Attend	
1	11/4	H	L	L.A. Lakers	113-116	0-1	0-0	0-1	L1	Blackman	34	Donaldson	8	25	17,007
2	11/5	R	W	Houston (H)	114-113	0-1	1-0	1-1	W1	Sp/Th	25	Donaldson	12	33	16,611
3	11/8	H	W	Miami	92-88	1-1	1-0	2-1	W2	Blackman	28	Tarpley	12	21	16,129
4	11/9	R	L	Phoenix	103-111	1-1	1-1	2-2	L1	Tarpley	35	Tarpley	17	37	9,241
5	11/11	H	W	San Antonio	115-102	2-1	1-1	3-2	W1	Narper	25	Perkins	10	19	17,007
6	11/12	H	W	Sacramento	111-71	3-1	1-1	4-2	W2	Aguru	22	Donaldson	14	15	17,007
7	11/15	H	L	Detroit	99-108	3-2	1-1	4-3	L1	Aguire	37	Donaldson	10	23	17,007
8	1-7	H	W	Charlotte	104-93	4-2	1-1	5-3	W	Aguire	26	Perkins	13	15	16,512
9	1-9	R	W	Seattle	112-05	4-2	2-1	6-3	W2	Aguire	29	Donaldson	15	31	11,608
10	11/23	H	W	Denver	125-106	5-2	2-1	7-3	W3	Perkins	30	Donaldson	17	30	17,007
11	11/25	H	W	Atlanta	100-95	6-2	2-1	8-3	W4	Narper	28	Donaldson	13	26	17,007
12	11/26	H	W	Utah	113-93	7-2	2-1	9-3	W5	Narper	29	Aguru	18	25	17,007
13	11/30	H	L	Houston	89-101	7-3	2-1	9-4	L1	Blackman	28	Donaldson	18	25	17,007
14	12/2	H	L	New York	101-104	7-4	2-1	9-5	L2	Aguru	24	Perkins	12	23	17,007
15	12/3	H	L	Chicago	100-119	7-5	2-1	9-6	L3	Aguire	73	Donaldson	10	39	17,007
16	12/7	H	W	Seattle	102-99	8-5	2-1	10-6	W1	Narper	31	Perkins	9	26	17,007
17	12/8	R	W	Utah	97-90	8-5	3-1	11-6	W2	Blackman	22	Perkins	11	28	12,444
18	12/10	H	L	Cleveland	98-102	8-6	3-1	11-7	L1	Blackman	25	Donaldson	14	22	17,007
19	12/13	H	W	Golden State	117-111	9-5	3-1	12-7	W1	Aguire	32	Tarpley	10	31	17,007
20	12-6	R	W	Charlotte	107-88	9-6	4-1	13-7	W2	Aguru	24	Perkins	14	21	23,386
21	12/17	R	W	Miami	104-87	9-6	5-1	14-7	W3	Perkins	18	Perkins	18	16	15,008
22	12/20	R	W	Philadelphia	108-102	9-6	5-1	15-7	W4	Perkins	25	Perkins	9	35	12,784
23	12/21	R	L	New Jersey (H)	120-122	9-6	6-2	15-8	L1	Aguru	26	Tarpley	14	24	19,113
24	12/23	R	L	Milwaukee	101-113	9-6	6-3	15-9	L2	Blackman	21	Donaldson	12	30	18,833
25	12/27	H	W	San Antonio	110-101	10-6	6-3	16-9	W1	Aguru	33	Tarpley	16	37	17,007
26	12/28	H	W	Boston	131-115	11-6	6-3	17-9	W2	Blackman	32	Perkins	14	29	17,007
27	1/3	R	L	Sacramento	98-123	11-6	6-4	17-10	L1	Blackman	28	Tarpley	18	35	16,517
28	1/6	R	L	Phoenix	111-120	11-6	6-5	17-11	L2	Blackman	26	Donaldson	13	21	14,471
29	1/7	R	L	Denver	94-115	11-6	6-6	17-12	L3	Schumpf	16	Donaldson	11	24	17,822
30	1/9	H	L	Philadelphia	103-121	11-7	6-6	17-13	L4	Narper	38	Perkins	11	34	17,007
31	1/11	R	L	Golden State	108-107	11-7	6-7	17-14	L5	Aguru	41	Donaldson	12	35	12,341
32	1/12	R	L	Seattle	95-130	11-7	6-8	17-15	L6	Schumpf	24	Donaldson	8	36	14,290
33	1/14	R	L	Houston	98-110	11-7	6-8	17-16	L7	Aguru	23	Donaldson	18	28	16,611
34	1/15	H	W	Portland	111-108	12-7	6-8	18-16	W1	Blackman	24	Schumpf	12	25	17,007
35	1/18	H	W	Denver	102-82	13-7	6-8	19-16	W2	Aguru	28	Donaldson	13	30	17,007
36	1/20	R	L	L.A. Lakers	98-115	13-7	6-10	19-17	L1	Narper	25	Donaldson	9	30	17,505
37	1/24	R	L	Chicago	91-100	13-7	6-11	19-18	L2	Mu/Th	22	Donaldson	8	34	17,566
38	1/25	H	W	L.A. Clippers	117-88	14-7	6-11	20-18	W1	Aguru	24	Donaldson	13	22	17,007
39	1/27	H	W	San Antonio	126-82	15-7	6-11	21-19	W2	Aguru	36	Aguru	18	16	17,007
40	1/28	H	L	L.A. Lakers	93-118	15-8	6-11	21-19	L1	Aguru	16	Perkins	18	35	17,007
41	1/31	H	L	Utah	94-90	15-8	6-11	21-20	L2	Narper	25	Donaldson	17	28	17,007
42	2/3	H	W	Phoenix	121-117	16-8	6-11	22-20	W1	Aguru	38	Sp/Th	13	27	17,007
43	2/6	R	W	L.A. Clippers	128-111	16-8	7-11	23-20	W2	Perkins	25	Donaldson	18	33	9,377
44	2/7	R	L	Portland	125-134	16-8	7-12	23-21	L1	Blackman	37	Sp/Th	18	33	12,848
45	2/9	R	W	Utah	94-87	16-8	8-12	24-21	W1	Aguru	32	Perkins	11	30	12,444
46	2/14	H	W	L.A. Clippers	117-88	17-8	8-12	25-21	W2	Aguru	29	Donaldson	18	28	17,007
47	2/16	H	W	Miami	93-80	18-8	8-12	26-21	W3	Blackman	17	Donaldson	22	16	17,007
48	2/18	H	L	Houston	94-106	18-10	8-12	28-22	L1	Blackman	23	Donaldson	19	29	17,007
49	2/20	R	W	San Antonio	105-93	18-10	9-12	27-22	W1	Blackman	37	Donaldson	21	24	9,326
50	2/22	R	L	Denver	106-109	18-10	9-13	27-23	L1	Blackman	33	Perkins	12	28	11,887
51	2/24	H	L	Golden State	92-127	18-11	9-13	27-24	L2	Blackman	23	Tyler	12	34	17,007
52	2/25	H	W	Washington	127-93	19-11	9-13	28-24	W1	Danley	32	Perkins	17	22	17,007
53	2/27	R	L	Atlanta	83-106	19-11	9-14	28-25	L1	Blackman	22	Williams	11	38	16,305
54	2/28	R	W	Miami (H)	111-110	19-11	10-14	29-25	W1	Blackman	27	Sp/Th	18	24	14,779
55	3/3	R	L	Boston	108-107	19-11	10-16	29-26	L1	Narper	24	Sp/Th	18	27	14,890
56	3/4	R	L	Washington	105-119	19-11	10-16	29-27	L2	Danley	29	Perkins	18	28	8,411
57	3/6	H	W	New Jersey	105-99	20-11	10-16	30-27	W1	Narper	28	Donaldson	22	33	17,007
58	3/8	H	W	Portland	99-92	21-11	10-16	31-27	W2	Danley	23	Perkins	17	23	17,007
59	3/10	R	L	Houston	87-96	21-11	10-17	31-28	L1	Blackman	24	Williams	12	26	16,811
60	3/11	R	L	San Antonio	90-97	21-11	10-18	31-29	L2	Blackman	24	Perkins	14	28	12,748
61	3/13	H	L	Milwaukee	95-111	21-12	10-18	31-30	L3	Danley	18	Williams	12	25	17,007
62	3/15	R	L	Golden State	100-113	21-12	10-19	31-31	L4	Ad/Sp	23	Perkins	8	32	15,025
63	3/17	R	L	L.A. Lakers	103-106	21-12	10-20	31-32	L5	Perkins	25	Danley	18	31	17,505
64	3/18	R	L	Sacramento	90-100	21-12	10-21	31-33	L6	Danley	38	Perkins	14	33	16,517
65	3/20	R	L	Portland	91-112	21-12	10-22	31-34	L7	Danley	24	Perkins	19	28	12,860
66	3/22	R	L	L.A. Clippers	112-118	21-12	10-23	31-35	L8	Blackman	24	Perkins	11	23	9,721
67	3/24	H	L	Denver	105-114	21-13	10-23	31-36	L9	Danley	38	Perkins	8	18	17,007
68	3/27	R	L	Detroit	77-90	21-13	10-24	31-37	L10	Blackman	23	Perkins	8	30	21,454
69	3/28	R	L	Cleveland	90-102	21-13	10-25	31-38	L11	Narper	28	Washington	18	36	18,184
70	3/30	R	L	New York	98-89	21-13	10-26	31-39	L12	Perkins	21	Perkins	8	26	18,533
71	3/31	R	W	Indiana	105-102	21-13	11-26	32-39	W1	Narper	29	Williams	9	24	11,318
72	4/2	H	W	Miami	98-96	22-13	11-26	33-39	W2	Danley	25	Hw/Sp	11	27	18,846
73	4/4	R	L	Utah	80-95	22-13	11-27	33-40	L1	Danley	25	Perkins	8	22	12,444
74	4/7	H	W	Sacramento	115-102	23-13	11-27	34-40	W1	Narper	34	Washington	8	23	18,723
75	4/8	H	L	Seattle	90-114	23-14	11-27	34-41	L1	Washington	21	Perkins	13	34	17,007
76	4/10	H	L	Indiana	103-118	23-15	11-27	34-42	L2	Danley	26	Perkins	15	25	18,750
77	4/12	H	L	Phoenix	94-108	23-16	11-27	34-43	L3	Danley	17	Tarpley	13	21	16,851
78	4/14	R	W	San Antonio	118-110	23-16	12-27	35-43	W1	Danley	34	Tarpley	18	34	10,720
79	4/16	H	L	Houston (H)	112-114	23-17	12-27	35-44	L1	Tarpley	28	Tarpley	14	24	17,007
80	4/18	R	W	Miami (H)	103-99	23-17	13-27	36-44	W1	Ad/Th	23	Williams	8	25	15,008
81	4/21	H	W	Utah	91-88	24-17	13-27	37-44	W2	Tarpley	33	Tarpley	17	37	17,007
82	4/23	R	W	Denver	113-88	24-17	14-27	38-44	W3	Blackman	21	Tarpley	28	33	13,547



TOP ROW L-R: Head Coach John MacLeod, Assistant Coach Richie Adubato, Special Assignment Coach Clifford Ray, Roy Tarpley, Uwe Blab, James Donaldson, Bill Wennington, Sam Perkins, Assistant Coach Gar Heard, VP Basketball Operations Rick Sund, Chief Operating Officer/GM Norm Sonju
BOTTOM ROW L-R: Equipment Manager Kyle Leath, Mark Aguirre, Steve Alford, Brad Davis, Rolando Blackman, Jim Farmer, Derek Harper, Detlef Schrempf, Trainer Doug Atkinson

SEASON HIGHLIGHTS

Won 53 (lost 29 (second, Midwest)) — advanced to the conference finals for the first time in club history, losing to the eventual World Champion Lakers in Dallas (first ever 7-game series), ousted Houston and Denver in the first two rounds of the playoffs, winning four road games in the process — the Denver series was the first ever won by Dallas without the benefit of home court advantage — in his first year as head coach, John MacLeod became the eighth man in NBA history to inherit a 50-win team, and post-50+ wins — he also became the eighth coach to reach the 600-win milestone (Jan. 13) — Aguirre and Donaldson both played in the All-Star Game in Chicago — Roy Tarpley won the NBA Sixth Man of the Year Award — Tarpley ranked seventh in the NBA in rebounding — Dallas was the only NBA team to use just 12 players

Player	G-S	Min	Avg	Fg-Att	Pct	3fg Att	Pct	Ft Att	Pct	Off	Def	Reb	Avg	Ass	Avg	Pl-0	Stl	To	Blk	Pts	Avg	Ht
Aguirre	77-77	2610	33.9	746-1571	.475	52-172	.302	388-504	.770	182	252	434	5.6	278	3.6	223-1	70	203	57	1932	25.1	38
Blackman	71-68	2580	36.3	497-1050	.473	0-5	.000	331-379	.873	82	184	246	3.5	262	3.7	112-0	84	144	18	1325	18.7	32
Harper	82-82	3032	37.0	536-1167	.459	60-192	.313	261-344	.759	71	175	246	3.0	634	7.7	164-0	188	190	35	1383	17.0	35
Perkins	75-75	2499	33.3	394-876	.450	5-30	.167	273-332	.822	201	400	501	8.0	118	1.6	227-2	74	119	54	1066	14.2	26
Tarpley	81-9	2307	28.5	444-888	.500	0-5	.000	205-277	.740	360	599	959	11.8	86	1.1	313-8	103	172	86	1093	13.5	29
Schrempf	82-4	1587	19.4	246-539	.456	5-32	.156	201-266	.756	102	177	279	3.4	159	1.9	189-0	42	108	32	698	8.5	22
Davis	75-12	1480	19.7	208-415	.501	30-74	.405	91-108	.843	18	84	102	1.4	303	4.0	149-0	51	91	18	537	7.2	25
Donaldson	81-81	2523	31.1	212-380	.558	0-0	—	147-189	.778	247	508	755	9.3	86	0.8	175-2	40	113	104	671	7.0	20
Blab	73-1	858	9.0	58-132	.439	0-0	—	46-65	.708	52	82	134	1.8	35	0.5	108-1	8	49	29	162	2.2	12
Alford	28-0	197	7.0	21-56	.382	1-8	.125	16-17	.941	3	20	23	0.8	23	0.8	23-0	17	12	3	69	2.1	10
Wennington	30-0	125	4.2	25-49	.510	1-2	.500	12-19	.632	14	25	39	1.3	4	0.1	33-0	5	9	0	83	2.1	10
Farmer	30-0	167	5.2	26-69	.377	0-6	.000	9-10	.900	9	9	18	0.6	18	0.5	18-0	3	22	1	61	2.0	8
Mavericks	82	19755	-	3413-7191	.475	154-526	.293	1980-2510	.789	1341	2495	3836	46.8	1984	24.2	1734-14	645	1257	446	8960	109.3	135
Opponents	82	19755	-	3468-7385	.470	167-517	.323	1499-1957	.766	1200	2233	3433	41.9	2240	27.3	1997-20	612	1228	436	8602	104.9	133

* Did not finish season with Dallas



SEASON RESULTS

Table with 15 columns: No, Date, H-R, W-L, Opponent, Dal Qtr, Home Record, Road Record, Total Record, Dallas H-Scorer, Dallas H-Player, Dallas P, Dallas R, Opponent H-Scorer, Opponent H-Player, Opponent P, Attend. Lists all 82 regular season games.

HISTORY



1986-1987 MAVERICKS



TOP ROW L-R: Head Coach Dick Motta, Assistant Coach Richie Adubato, Roy Tarpley, Uwe Blab, James Donaldson, Bill Wennington, Sam Perkins, Director of Player Personnel Rick Sund, General Manager Norm Sonju. BOTTOM ROW L-R: Equipment Manager Kyle Leath, Mark Aguirre, Al Wood, Brad Davis, Robert Blackman, Dennis Nutt, Derek Harper, Detlef Schrempf, Trainer Doug Atkinson

SEASON NOTEBOOK

Won 55, lost 27 (first, Midwest) Dallas finished with the league's fourth-best record... the season was full of milestones: most wins (at the time), first division title (won by 11 games, the biggest margin in the Midwest since 1980-81), winningest March ever (12-4), first 4-1 road trip, first ever wins in Philadelphia and Milwaukee... club never lost more than two in a row in regular season... but dropped three straight in playoffs to Seattle after setting 11 records in a 151-129 Game One win... for the first time two Mavericks (Aguirre, Blackman) played in the All-Star Game... for the fifth straight year Dallas committed the fewest turnovers in the NBA (14.7)... club best 35-6 at home for the third straight year... Dallas led the NBA in 3-pointers made and attempted with then-NBA record totals of 231 of 653... James Donaldson shattered the club rebound record averaging 11.9 per game, best in the West and among NBA centers... Dallas' defense improved from 21st in the NBA the previous season to 14th (110.4 ppg)

Table with 22 columns: Player, G-S, Min, Avg, Fg Att, Pct, 3Fg Att, Pct, Ft Att, Pct, Off, Def, Reb, Avg, Ast, Avg, P/O, Stl, Tr, Blk, Pts, Avg, Ht. Rows include Aguirre, Blackman, Harper, Perkins, Donaldson, Schrempf, Tarpley, Davis, Wood, Wennington, Nutt, Blab, Jackson*, Mavericks, and Opponents.

* Did not finish season with Dallas



SEASON RESULTS

No	Date	H-R	W-L	Opponent	Score	Home Record	Goal Record	Total Record	St	Galles Hi Scorer	Pt	Galles Hi Rebr	Opponent	Pt	Attend	
1	10/31	H	W	Utah	103-77	1-0	0-0	1-0	W1	Agarve	18	Donaldson	12	Malone	12	16,602
2	11/1	R	L	San Antonio	105-108	1-0	0-1	1-1	L1	Agarve	29	Perkins	8	Mitchell	23	13,340
3	11/4	R	W	L.A. Clippers	118-86	2-0	0-1	2-1	W1	Rit/Agarve	20	Donaldson	11	Johnson	21	16,421
4	11/6	R	W	Seattle	147-124	2-0	1-1	3-1	W2	Wood	25	Donaldson	8	McDermie	28	8,963
5	11/7	R	L	Portland (DQ)	113-120	2-0	1-2	3-2	L1	Agarve	32	Perkins	13	Vanderweeghe	38	12,666
6	11/11	R	L	Utah	103-104	2-0	1-3	3-3	L2	Blackman	23	Perkins/Jd	9	Malone	23	10,516
7	11/12	H	W	Houston	114-85	3-0	1-3	4-3	W1	Blackman	31	Perkins/Jd	10	Olajuwon	32	17,007
8	1/14	R	L	Denver	138-142	3-0	1-4	4-4	L	Blackman	24	Donaldson	13	Harvik	33	1-707
9	1/15	H	W	Cleveland	111-96	4-0	1-4	5-4	W1	Agarve	25	Schrempf	13	Harper	22	17,007
10	1/18	H	L	L. Lakers	110-114	4	1-4	5-5	L	Agarve	26	Donaldson	16	Johnson	29	17,007
11	11/20	R	W	L.A. Clippers	113-108	4-1	2-4	6-5	W1	Agarve	31	Donaldson	10	Maxwell	19	5,312
12	11/21	R	W	Phoenix	130-122	4-1	3-4	7-5	W2	Blackman	31	Donaldson	15	Davey	32	10,182
13	11/26	H	W	Sacramento	129-117	5-1	3-4	8-5	W3	Agarve	29	Donaldson	14	Johnson	26	16,954
14	11/28	H	W	New Jersey	119-84	5-1	3-4	9-5	W4	Agarve	28	Donaldson	13	King	13	17,007
15	11/29	H	W	Utah	118-107	7-1	3-4	10-5	W5	Blackman	26	Donaldson	15	Malone	23	17,007
16	12/2	R	W	Sacramento	127-124	7-1	4-4	11-5	W6	Agarve	32	Donaldson	8	Thompson	30	10,333
17	12/6	R	L	L.A. Lakers	104-112	7-1	4-5	11-6	L1	Donaldson	28	Perkins	12	Johnson	27	15,996
18	12/8	R	W	Golden State	108-104	7-1	5-5	12-6	W1	Blackman	22	Perkins/Tarp	10	Floyd	41	11,509
19	12/10	H	W	Portland	130-129	8-1	5-5	13-6	W2	Agarve	27	Donaldson	16	Vanderweeghe	31	17,007
20	12/11	R	L	Utah	99-103	8-1	5-6	13-7	L1	Agarve	32	Agarve/Parh	9	Tropack	19	12,212
21	12/13	R	W	Seattle	128-108	8-1	6-6	14-7	W1	Blackman	32	Perkins/Jd	13	Ellis/Chp	24	9,789
22	12/14	R	L	Portland	100-134	8-1	8-7	14-8	L1	Agarve	23	Donaldson	11	Broder	22	12,688
23	12/18	H	W	San Antonio	101-98	8-1	6-7	15-8	W1	Agarve	26	Donaldson	12	Robertson	22	17,007
24	12/19	H	W	Denver	141-118	10-1	6-7	16-8	W2	Agarve	33	Donaldson	22	English	23	17,007
25	12/20	H	W	L.A. Lakers	130-119	11-1	6-7	17-8	W3	Blackman	39	Donaldson	12	Johnson	34	17,007
26	12/23	R	L	Phoenix	119-120	11-1	8-8	17-8	L1	Agarve	32	Donaldson	18	Garrison	29	10,123
27	12/28	R	W	Denver	123-121	11-1	7-8	18-8	W1	Agarve	32	Donaldson	16	English	36	13,826
28	12/27	H	W	Phoenix	123-87	12-1	7-8	19-8	W2	Blackman	28	Donaldson	11	Prick/Sand	13	17,007
29	1/2	H	W	Seattle	117-107	13-1	7-8	20-8	W3	Agarve	27	Donaldson	20	Ellis	28	17,007
30	1/3	R	W	San Antonio	106-89	13-1	8-8	21-8	W4	Schrempf	18	Schrempf	11	Berry	12	12,858
31	1/6	H	L	Indiana	136-144	13-2	8-8	21-10	L1	Agarve	38	Donaldson	15	Tu/Sipo	24	17,007
32	1/7	H	W	San Antonio	108-103	14-2	8-8	22-10	W1	Agarve	27	Donaldson	16	Robertson	25	17,007
33	1/9	H	L	Denver	113-116	14-3	8-9	22-11	L1	Agarve	33	Perkins	16	English	26	17,007
34	1/10	R	L	Houston	96-106	14-3	8-9	22-12	L2	Agarve	23	Perkins	14	Olajuwon	25	16,016
35	1/13	R	W	New York	108-103	14-3	8-9	23-12	W1	Blackman	41	Perkins	15	Ewing	32	12,024
36	1/14	R	L	Boston	108-117	14-3	8-10	23-13	L1	Perkins	29	Donaldson	21	Bird/Mckn	25	14,890
37	1/16	R	W	Minnesota (DQ)	124-122	14-3	9-10	24-13	W1	Agarve	27	Jd/Perkins	12	Cummings	30	11,052
38	1/17	R	L	Indiana (2 D)	115-118	14-3	10-11	24-14	L1	Perkins	27	Donaldson	12	Long	29	15,405
39	1/21	H	W	New York	113-93	15-3	10-11	25-14	W1	Agarve	27	Donaldson	12	Ewing	27	17,007
40	1/24	H	W	L.A. Lakers	132-117	16-3	10-11	26-14	W2	Agarve	36	Perkins	12	Johnson	25	17,007
41	1/27	H	L	Washington	113-118	16-4	10-11	26-15	L1	Agarve/Rh	22	Donaldson	13	McJ/Malone	23	17,007
42	1/29	R	W	Denver	132-102	16-4	11-11	27-15	W1	Agarve	36	Tarpley	12	Lowe	24	11,325
43	1/30	H	W	Minnesota	133-117	17-4	11-11	26-15	W2	Hary/Agarve	28	Tarpley	20	Lucas	21	17,007
44	2/1	R	L	Portland	117-133	17-4	11-12	28-16	L1	Agarve	36	Donaldson	12	Vanderweeghe	38	12,688
45	2/2	R	W	L.A. Lakers	103-89	17-4	12-12	29-16	W1	Agarve	27	Donaldson	13	Scott	21	17,505
46	2/4	H	W	Seattle	124-94	18-4	12-12	30-16	W2	Agarve	23	Donaldson	14	Chambers	19	17,007
47	2/10	H	W	Portland	136-116	19-4	12-12	31-16	W3	Agarve	34	Donaldson	12	Johnson	27	17,007
48	2/12	R	L	Sacramento	125-128	19-4	12-13	31-17	L1	Agarve	40	Donaldson	15	Thurs	24	10,333
49	2/14	H	W	L.A. Clippers	138-107	20-4	12-13	32-17	W1	Agarve	38	Donaldson	19	Oakley	21	17,007
50	2/18	R	L	Houston	100-105	20-4	12-14	32-18	L1	Perkins	23	Donaldson	17	Olajuwon	36	16,016
51	2/18	H	L	Boston	96-113	20-5	12-14	32-18	L2	Agarve	28	Tarpley	16	McAlie	28	17,007
52	2/20	H	W	San Antonio	122-107	21-5	12-14	33-19	W1	Agarve	41	Perkins	18	Sundvold	24	17,007
53	2/21	H	W	Golden State (DQ)	122-111	22-5	12-14	34-19	W2	Agarve	28	Tarpley	12	Carroll	33	17,007
54	2/23	R	W	Golden State	121-95	22-5	13-14	35-19	W3	Blackman	25	Blackman	10	Floyd	24	10,609
55	2/25	H	W	Sacramento	108-101	23-5	13-14	36-19	W4	Blackman	36	Donaldson	18	Thurs	18	17,007
56	2/27	H	W	Philadelphia	123-110	24-5	13-14	37-19	W5	Agarve	38	Perkins	12	McCorrack	26	17,007
57	2/28	R	L	San Antonio	98-123	24-5	13-15	37-20	L1	Rh/Tarpley	16	Tarpley	9	Robertson	30	10,919
58	3/2	H	W	Phoenix	135-112	25-5	13-15	38-20	W1	Blackman	25	Donaldson	11	Wayce	25	17,007
59	3/4	H	W	Denver	115-107	26-5	13-15	39-20	W2	Agarve	38	Donaldson	16	English	37	17,007
60	3/6	R	L	Detroit	115-125	26-5	13-16	39-21	L1	Agarve	25	Donaldson	20	Johnson	28	23,912
61	3/8	R	L	Chicago (DQ)	105-115	26-5	13-17	39-22	L2	Blackman	28	Perkins/Tarp	12	Jordan	33	17,855
62	3/11	H	W	Seattle	130-117	27-5	13-17	40-22	W1	Agarve	26	Donaldson	12	Tu/Xm/Dn	21	17,007
63	3/13	H	L	Atlanta	105-113	27-6	13-17	40-23	L1	Agarve	32	Jd/Tarpley	12	Wilkes	32	17,007
64	3/14	H	W	Houston	118-108	28-6	13-17	41-23	W1	Agarve	30	Donaldson	21	Olajuwon	30	17,007
65	3/17	H	W	Chicago	114-98	29-6	13-17	42-23	W2	Agarve	31	Perkins	15	Oakley	23	17,007
66	3/19	R	W	Sacramento	105-104	29-6	14-17	43-23	W3	Agarve	28	Donaldson	12	Thurs	18	10,333
67	3/21	H	W	Detroit	122-118	30-6	14-17	44-23	W4	Blackman	26	Donaldson	6	Thomas	24	17,007
68	3/23	R	W	Philadelphia	103-108	30-6	15-17	45-23	W5	Blackman	38	Rh/Tarpley	8	Barclay	24	17,201
69	3/24	R	W	New Jersey	118-107	30-6	16-17	46-23	W6	Agarve	43	Donaldson	11	Woodridge	29	9,625
70	3/28	R	L	Atlanta	112-128	30-6	16-18	46-24	L1	Agarve	31	Tarpley	13	Wilkes	35	14,460
71	3/28	R	W	Washington	114-107	30-6	17-18	47-24	W1	Agarve	28	Tarpley	9	M. Malone	26	11,427
72	3/29	R	W	Cleveland	101-98	30-6	18-18	48-24	W2	Blackman	38	Tarpley	14	Daugherty	19	10,233
73	3/31	H	W	L.A. Clippers	118-102	31-6	18-18	49-24	W3	Agarve	36	Donaldson	15	Wright	23	17,007
74	4/3	H	W	Golden State	138-116	32-6	18-18	50-24	W4	Blackman	33	Tarpley	14	Hugges	22	17,007
75	4/4	H	W	Utah	121-107	33-6	18-18	51-24	W5	Agarve	28	Donaldson	14	Scary	20	17,007
76	4/6	R	L	Phoenix (DQ)	116-118	33-6	18-19	51-25	L1	Blackman	33	Donaldson	13	Wayce	28	8,752
77	4/8	R	L	Utah	90-103	33-6	18-20	51-26	L2	Blackman	22	Tarpley	18	Malone	26	12,212
78	4/9	R	W	Golden State	125-108	33-6	19-20	52-26	W1	Blackman	21	Tarpley	9	Tsogie	14	10,106
79	4/11	R	W	L.A. Clippers	129-100	33-6	20-20	53-26	W2	Agarve/Tarp	20	Donaldson	17	Fields	18	6,120
80	4/15	H	W	Houston	113-107	34-6	20-20	54-26	W3	Harper	31	Donaldson	15	Olajuwon	24	17,007
81	4/17	R	L	Houston	99-121	34-6	20-21	54-27	L1	Harper	29	Perkins	16	Olajuwon	29	18,279
82	4/18	H	W	Sacramento	126-121	36-6	20-21	55-27	W1	Agarve	24	Donaldson	12	Johnson	30	17,007



TOP ROW L-R: Head Coach Dick Motta, Assistant Coach Bob Weiss, Charlie Sutton, Uwe Blab, James Donaldson, Bill Wennington, Sam Perkins, Detlef Schrempf, Director of Player Personnel Rick Sund, General Manager Norm Sonichsen. **BOTTOM ROW L-R:** Equipment Manager Kyle Leath, Brad Davis, Rolando Blackman, Jay Vincent, Mark Aguirre, Dale Ellis, Derek Harper, Harold Keeling, Trainer Doug Atkinson. Did not finish the season in Dallas: Wallace Bryant, Kurt Nimphus.

SEASON NOTEBOOK

Won 44, lost 38 (4th rd Midwest) eliminated Utah in the first round of the playoffs 3-1 then lost to the Lakers 4-2 in the conference semifinals. The Mavericks fell short in its bid to become just the fourth team in NBA history to improve its record in five consecutive seasons. Dallas averaged 115.3 ppg second to the Lakers, but allowed 114.2 ppg 21st in defense. The Mavericks averaged 15.7 turnovers, the fewest in the NBA for the fourth straight year. For the second straight year Dallas led the NBA in 3-pointers made and attempted with 141-of 446. Dallas was the only team to place two scorers in the top 15: Aguirre 12th (22.6) and Blackman 15th (21.5). Blackman made his second straight All-Star game appearance, this time before the Reunion faithful.

Player	G-S	Min	Avg	Fg-Att	Pct	3Fg-Att	Pct	Ft-Att	Pct	Off	Def	Reb	Avg	Ass	Avg	PF-D	Stl	To	Blk	Pts	Avg	Hi
Aguirre	74-73	2501	33.8	668-1327	.503	16-56	.286	318-451	.705	117	268	445	8.0	339	4.6	229-6	62	252	14	1670	22.8	42
Blackman	82-81	2787	34.0	677-1318	.514	4-29	.138	404-483	.836	88	203	291	3.5	271	3.3	138-0	78	189	26	1782	21.5	46
Perkins	80-79	2626	32.8	458-910	.503	11-33	.333	307-377	.814	195	490	685	8.6	153	1.9	212-2	75	145	84	1234	15.4	32
Vincent	80-3	1994	24.9	442-919	.481	0-3	.000	222-274	.810	107	281	368	4.6	180	2.3	193-2	68	145	21	1106	13.8	31
Harper	79-39	2150	27.2	390-730	.534	12-51	.235	171-229	.747	75	151	226	2.9	416	5.3	166-1	153	144	22	963	12.2	26
Davis	82-43	1871	24.0	267-502	.532	32-89	.360	198-228	.868	28	120	146	1.8	487	5.7	174-2	57	110	15	764	9.3	23
Donaldson (Tot)	83-78	2680	32.3	256-459	.558	0-0	—	204-254	.803	171	624	795	9.6	96	1.2	189-0	28	123	139	716	8.6	20
Donaldson (Dal)	69-64	2241	32.5	213-375	.568	0-0	—	147-184	.799	143	521	664	9.6	84	1.2	156-0	23	85	110	573	8.3	20
Ellis	72-1	1086	15.1	193-470	.411	63-173	.364	59-82	.720	86	82	168	2.3	37	0.5	78-0	40	38	9	508	7.1	28
Schrempf	64-12	989	15.1	142-315	.451	3-7	.429	110-152	.724	70	128	198	3.1	88	1.4	166-1	23	84	10	397	6.2	23
Wennington	56-3	582	10.0	72-153	.471	0-4	.000	45-62	.726	32	100	132	2.4	21	0.4	83-0	11	21	23	189	3.4	15
Blab	46-0	409	8.5	44-94	.468	0-0	—	36-67	.537	25	66	91	1.9	17	0.4	85-0	3	28	12	124	2.6	14
Keeling	20-0	75	3.8	17-39	.436	0-0	—	18-14	.714	3	3	6	0.3	10	0.5	9-0	7	7	0	44	2.2	7
Nimphus*	13-4	200	21.5	37-72	.514	0-1	.000	17-29	.586	23	37	68	4.6	14	1.1	38-1	3	13	12	91	7.0	20
Bryant*	9-8	164	17.1	11-30	.367	0-0	—	6-11	.545	9	24	33	3.7	11	1.2	26-2	3	7	2	28	3.1	7
Mavericks	82	19805	-	3631-7254	.501	141-446	.316	2050-2643	.776	1059	2454	3513	42.8	2108	25.7	1733-17	505	1289	369	8453	115.3	139
Opponents	82	19805	-	3864-7689	.503	90-311	.289	1545-2048	.754	1219	2469	3688	45.0	2381	29.0	2196-33	517	1279	423	9363	114.2	142

* Did not finish season with Dallas



SEASON RESULTS

1936 MEMPHIS TENNESSEE

Table with columns: No, Date, H-A, W-L, Opponent, Dist-Opp, Score, Home Record, Road Record, Total Record, Sr, Dallas Hi Score, Dallas Hi Rebr, Opponent Hi Score, Pt, Attend. Rows 1-82 detailing season results.



TOP ROW L-R: Head Coach Dick Motta, General Manager Norm Sonichsen, Jay Vincent, Sam Perkins, Wallace Bryant, Kurt Nimphus, Charlie Sitton, Director of Player Personnel Rick Sund, Assistant Coach Bob Weiss. BOTTOM ROW L-R: Equipment Manager Kyle Leath, Brad Davis, Rolando Blackman, Dale Ellis, Mark Aguirre, Tom Sluby, Derek Harper, Trainer Doug Atkinson. Did not finish season in Dallas: Howard Carter

SEASON NOTEBOOK


Won 44, lost 38 (third, Midwest). Dallas became just the 10th team in league history to improve on its record in at least four straight seasons. It was a "streakless" year: the longest winning streak was four straight and the longest losing streak was three in a row. For the third straight year, the Mavericks made the fewest turnovers in the NBA, this time with a then-NBA record low of 14.4 per game. Sam Perkins made the All-Rookie Team. Dallas was 30-1 when outshooting the opponent. Dallas was the NBA's healthiest team, losing only six player games to injury: the Mavericks carried just 11 players for most of the season. After going 31-10 at home the previous season, Dallas was 24-17 in 1984-85. 11 of those losses were by 10 or more points. Dallas became the first team to have four players make at least 20 3-pointers (Brad Davis, Dale Ellis, Mark Aguirre and Derek Harper).

Table with 23 columns: Player, G-S, Min, Avg, Fg-Att, Pct, 3Fg-Att, Pct, Ft-Att, Pct, Off, Def, Reb, Avg, Ast, Avg, P+D, St, To, Blk, Pts, Avg, Ht. Rows include Aguirre, Blackman, Vincent, Perkins, Davis, Harper, Ellis, Nimphus, Bryant, Sluby, Sitton, Carter*, Mavericks, and Opponents.

* Did not finish season with Dallas

SEASON RESULTS

No	Date	H-R	W-L	Opponent	Score	Home Record	Road Record	Total Record	St. Dallas Hi Score	Pt Dallas Hi Rebr	Opponent Hi Score	Pt Astoria
1	10/27	H	L	Houston	111-121	0-1	0-0	0-1	L1	Agans	30	24
2	10/28	H	W	L.A. Lakers	107-86	1-1	0-0	1-1	W1	Agans	31	20
3	10/30	R	L	Houston	84-86	1-1	0-0	1-2	L1	Agans	24	23
4	10/31	R	W	Indiana	100-100	1-1	1-1	2-2	W1	Blackman	28	19
5	11/2	R	L	Philadelphia	103-107	1-1	1-2	2-3	L1	Agans	30	26
7	11/3	H	L	Phoenix	95-105	1-2	1-2	2-4	L2	Agans	21	18
7	11/6	H	W	New York	167-104	2-2	1-2	3-4	W1	Vicent	33	31
8	11/8	H	W	Atlanta (D)	112-105	3-2	1-2	4-4	W2	Ajar/Black	30	22
8	11/10	H	W	Seattle	106-102	4-2	1-2	5-4	W3	Vicent	23	23
10	11/12	R	L	Utah	97-123	4-2	1-3	5-5	L1	Perfor	19	32
11	11/13	R	W	Portland	101-94	4-2	2-3	6-5	W1	Agans	21	25
12	11/17	R	L	Golden State	112-117	4-2	2-4	6-6	L1	Agans	33	40
13	11/17	H	L	Detroit	110-124	4-3	2-4	6-7	L2	Agans	30	24
14	11/20	H	W	Milwaukee	109-108	5-3	2-4	7-7	W1	Agans	24	33
15	11/24	H	W	Houston	113-95	6-3	2-4	8-7	W2	Blackman	26	21
16	11/27	H	L	Boston	99-114	6-4	2-4	8-8	L1	Vicent	27	15
17	11/28	H	L	San Antonio	118-124	6-4	2-5	8-9	L2	Ells	29	7
18	11/30	H	W	Seattle	108-98	7-4	2-5	9-9	W1	Agans	26	11
19	12/5	H	L	L.A. Clippers	106-110	7-5	2-5	9-10	L1	Blackman	25	8
20	12/6	R	W	New York	112-83	7-5	3-5	10-10	W1	Black/Hajar	18	10
21	12/8	R	L	Carago	97-99	7-5	3-6	10-11	L1	Agans	24	13
22	12/12	H	W	Kansas City	118-107	8-5	3-6	11-11	W1	Agans	27	11
22	12/14	H	W	San Antonio	119-102	9-5	3-6	12-11	W2	Blackman	27	16
24	12/15	R	L	Houston	115-117	9-5	3-7	12-12	L1	Vicent	32	9
25	12/18	R	L	Milwaukee	96-110	9-5	3-8	12-13	L2	Blackman	24	13
26	12/21	R	L	Denver	93-118	9-5	3-8	12-14	L3	Agans	18	7
27	12/22	R	W	Utah	113-96	9-5	4-8	13-14	W1	Agans	26	13
28	12/26	H	W	L.A. Clippers	124-118	10-5	4-8	14-14	W2	Agans	31	13
28	12/28	R	W	Phoenix	125-111	10-5	5-8	15-14	W3	Vicent	30	13
30	12/29	H	L	Utah	97-89	10-6	5-8	15-15	L1	Agans	27	13
31	1/3	R	L	San Antonio	115-116	10-6	5-10	15-16	L2	Agans	22	9
32	1/5	H	W	Kansas City	135-107	11-6	5-10	16-16	W1	Agans	25	12
33	1/7	H	W	Seattle	132-84	11-6	6-10	17-16	W2	Davis/Black	19	12
34	1/8	R	W	Portland	108-102	11-6	7-10	18-16	W3	Agans	27	8
35	1/10	R	W	Kansas City (D)	117-110	11-6	8-10	19-16	W4	Blackman	26	10
36	1/11	H	L	L.A. Lakers	102-121	11-7	8-10	19-17	L1	Agans	28	8
37	1/13	H	W	Portland	124-101	12-7	8-10	20-17	W1	Ells	27	15
38	1/15	R	W	Golden State	146-104	12-7	8-10	21-17	W2	Agans	25	13
38	1/16	R	L	Phoenix	95-98	12-7	8-11	21-18	L1	Agans	27	10
40	1/18	R	L	L.A. Lakers	92-110	12-7	8-12	21-19	L2	Agans	22	7
41	1/19	R	W	L.A. Clippers	101-100	12-7	10-12	22-19	W1	Blackman	26	10
42	1/23	H	W	San Antonio	122-100	13-7	10-12	23-19	W2	Blackman	27	9
43	1/24	H	L	Washington	92-93	13-7	10-13	23-20	L1	Agans	26	15
44	1/26	H	L	New Jersey	93-103	13-8	10-13	23-21	L2	Agans	38	11
45	1/28	H	W	Philadelphia	111-109	14-8	10-13	24-21	W1	Agans	40	9
46	1/31	R	L	Denver	110-121	14-8	10-14	24-22	L1	Blackman	28	9
47	2/1	H	L	Utah	108-121	14-8	10-14	24-23	L2	Agans	38	17
48	2/3	H	W	Denver	114-105	15-8	10-14	25-23	W1	Vicent	24	16
48	2/5	H	W	Atlanta (D)	112-103	15-8	11-14	26-23	W2	Perfor	26	6
50	2/6	H	W	Golden State	129-103	16-8	11-14	27-23	W3	Blackman	27	8
51	2/12	R	W	Cleveland	131-132	16-8	12-14	28-23	W4	Blackman	35	7
52	2/13	R	L	Detroit	118-124	16-9	12-15	28-24	L1	Agans	40	17
53	2/15	H	L	Phoenix	103-126	16-10	12-15	28-25	L2	Agans	25	10
54	2/18	R	W	Houston	124-115	16-10	13-15	29-25	W1	Perfor	28	9
55	2/20	H	W	Portland	104-98	17-10	13-15	30-25	W2	Blackman	36	9
56	2/22	H	W	Washington	110-101	18-10	13-15	31-25	W3	Agans	46	8
57	2/23	R	W	Kansas City	121-98	18-10	14-15	32-25	W4	Blackman	27	13
58	2/26	H	L	Utah	96-103	18-11	14-15	32-26	L1	Blackman	23	17
59	3/1	H	L	Denver (D)	140-141	18-12	14-15	32-27	L2	Agans	46	14
60	3/2	H	L	L.A. Lakers	106-125	18-13	14-15	32-28	L3	Agans	33	11
61	3/4	R	W	Phoenix	107-99	18-13	15-15	33-28	W1	Agans	27	10
62	3/5	H	W	Indiana	108-102	19-13	15-15	34-28	W2	Blackman	27	12
63	3/8	R	L	Boston	122-133	19-13	15-16	34-29	L1	Vicent	35	11
64	3/10	R	W	New Jersey	126-113	19-13	16-16	35-29	W1	Agans	32	5
65	3/11	H	W	Seattle	103-100	20-13	16-16	36-29	W2	Agans	29	12
66	3/13	H	W	Kansas City	118-100	21-13	16-16	37-29	W3	Agans	32	13
67	3/15	H	W	Denver	127-108	22-13	16-16	38-29	W4	Agans	22	10
68	3/16	H	L	Cleveland (D)	126-136	22-14	16-16	38-30	L1	Perfor	29	16
69	3/18	R	L	Denver	111-113	22-14	16-17	38-31	L2	Agans	30	8
70	3/18	H	W	San Antonio	96-89	23-14	16-17	39-31	W1	Vicent	35	10
71	3/22	R	W	San Antonio	123-114	23-14	17-17	40-31	W2	Agans	35	15
72	3/23	H	L	Chicago	97-107	23-15	17-17	40-32	L1	Agans	32	8
73	3/26	H	W	Golden State	134-107	24-15	17-17	41-32	W1	Agans	27	11
74	3/27	R	L	Utah	101-116	24-15	17-18	41-33	L1	Agans	33	9
75	3/28	R	L	L.A. Lakers	115-120	24-15	17-19	41-34	L2	Agans	26	10
76	4/2	R	W	Golden State	127-121	24-15	18-19	42-34	W1	Agans	41	12
77	4/5	H	L	L.A. Clippers (D)	122-126	24-16	18-19	42-35	L1	Agans	32	9
78	4/6	H	L	Houston (D)	127-139	24-17	18-19	42-36	L2	Vicent	23	12
79	4/9	R	L	Kansas City	105-117	24-17	18-20	42-37	L3	Agans	28	8
80	4/11	R	W	Seattle (D) fac	124-80	24-17	19-20	43-37	W1	Agans	30	13
81	4/12	H	L	Portland	111-131	24-17	19-21	43-38	L1	Vicent	21	9
82	4/14	H	W	L.A. Clippers	96-92	24-17	20-21	44-38	W1	Blackman	26	12



TOP ROW L-R: Head Coach Dick Motta, General Manager Norm Sonju, Bill Garnett, Kurt Nimphius, Mark West, Pat Cummings, Jay Vincent, Rondo Blackman, Director of Player Personnel Rick Sund, Assistant Coach Bob Weiss. BOTTOM ROW L-R: Equipment Manager Keith Grant, Dale Ellis, Derek Harper, Roger Phegley, Mark Aguirre, Jim Spanarkel, Elston Turner, Brad Davis, Trainer Doug Atkinson

SEASON NOTEBOOK

Won 43 lost 39 (second Midwest) first winning season and first postseason action the Mavericks took three of five from Seattle to win the club's first playoff series. Dallas lost to eventual runner up Los Angeles 4-1 in the best-of-7 Western Conference semifinals won first 11 at home. Mark Aguirre (29.5) was second in scoring while Rondo Blackman (22.4) finished 13th. Aguirre became the first Maverick to play in the All-Star Game for the second straight year. Dallas committed the fewest turnovers in the NBA (15.9). Aguirre was NBA Player of the Week for Nov. 26 and Player of the Month for January. Aguirre and Blackman combined to score 65 plus points on nine occasions with Dallas winning seven of those games.

Table with 22 columns: Player, G-S, Min, Avg, Fg Att, Pct, 3Fg Att, Pct, Ft Att, Pct, Of, Df, Reb, Avg, Ast, Avg, PFD, Stl, To, Blk, Pts, Avg, Ht. Rows include Aguirre, Blackman, Cummings, Davis, Vincent, Ellis, Nimphius, Harper, Garnett, Spanarkel, Turner, Phegley (Tot), Phegley (Dal), West, Mavericks, and Opponents.


* Did not finish season with Dallas



1983-1984 MAVERICKS (CONT.)

SEASON RESULTS

No	Date	H-R	W-L	Opponent	Score	Home Record	Road Record	Total Record	St.	Opp.	pts	Opponent	pts	Attend
1	10/29	H	W	Phoenix	129-103	1-0	0-0	1-0	W1	Blackman	27	Aguirre	9	1,019
2	10/30	R	L	San Antonio	101-123	1-0	0-1	1-1	L1	Ellis	16	Koehn	8	8,219
3	11/1	R	W	Denver	130-124	1-0	1-1	2-1	W1	Aguirre	38	Carmage	12	7,864
4	11/2	H	W	Portland	123-117	2-0	1-1	3-1	W2	Aguirre	28	Aguirre	11	9,197
5	11/4	R	L	Cleveland	84-105	2-0	1-2	3-2	L1	Aguirre	20	Ellis	10	3,426
6	11/5	H	W	L.A. Lakers	107-102	3-0	1-2	4-2	W1	Aguirre	33	Aguirre	11	17,007
7	11/8	R	L	L.A. Lakers	108-120	3-0	1-3	4-3	L1	Blackman	24	Ellis	12	14,341
8	11/11	H	W	San Antonio	112-105	4-0	1-3	5-3	W1	Aguirre	32	Aguirre	8	13,010
9	11/12	R	L	Houston	90-100	4-0	1-4	5-4	L1	Aguirre	31	Grant	9	13,069
10	11/17	H	W	New Jersey	115-113	5-0	1-4	6-4	W1	Venart	33	Carmage	14	10,170
11	11/19	H	W	Phoenix	116-107	6-0	1-4	7-4	W2	Carmage	25	Ellis	11	14,710
12	11/22	H	W	San Antonio	118-117	7-0	1-4	8-4	W3	Aguirre	32	McPc	9	11,220
13	11/25	H	W	Kansas City	90-95	8-0	1-4	9-4	W4	Aguirre	28	Blackman	10	13,873
14	11/26	H	W	Golden State	115-109	9-0	1-4	10-4	W5	Aguirre	28	Carmage	9	12,190
15	11/30	H	W	Houston	113-102	10-0	1-4	11-4	W6	Aguirre	36	Blackman	11	16,538
16	12/2	R	W	L.A. Lakers	133-118	10-0	2-4	12-4	W7	Aguirre	42	Carmage	11	16,044
17	12/3	H	W	Chicago	110-100	11-0	2-4	13-4	W8	Aguirre	32	McPc	7	15,201
18	12/6	R	L	Kansas City	103-112	11-0	2-5	13-5	L1	Aguirre	38	Aguirre	11	6,033
19	12/7	H	L	Washington	112-114	11-1	2-5	13-6	L2	Aguirre	30	Grant	8	10,863
20	12/9	R	L	Seattle	124-132	11-1	2-6	13-7	L3	Aguirre	29	Blackman	8	9,114
21	12/10	R	W	Golden State (D)	126-123	11-1	3-6	14-7	W1	Aguirre	40	McPc	9	8,281
22	12/11	R	L	San Diego	118-118	11-1	3-7	14-8	L1	Aguirre	40	Carmage	12	3,152
23	12/14	H	W	Indiana	117-109	12-1	3-7	15-8	W1	Aguirre	30	Carmage	11	10,239
24	12/16	R	L	Milwaukee	105-110	12-1	3-8	15-9	L1	Aguirre	30	Aguirre	11	9,876
25	12/17	R	L	Chicago	94-102	12-1	3-9	15-10	L2	Aguirre	29	West	6	8,912
26	12/20	R	L	Detroit	104-116	12-1	3-10	15-11	L3	Aguirre	34	McPc	6	7,553
27	12/22	R	L	New Jersey	99-101	12-1	3-11	15-12	L4	Aguirre	35	Carmage	9	10,536
28	12/27	R	L	Atlanta	109-112	12-1	3-12	15-13	L5	Aguirre	32	Pc/A	9	6,159
29	12/28	H	W	San Diego	108-92	13-1	3-12	16-13	W1	Aguirre	38	Hempfl	12	12,454
30	12/30	H	L	Boston (D)	109-114	13-2	3-12	16-14	L1	Blackman	34	Carmage	11	17,007
31	1/3	R	W	Houston	119-117	13-2	4-12	17-14	W1	Aguirre	37	McPc	10	9,174
32	1/4	H	W	Seattle	105-102	14-2	4-12	18-14	W2	Aguirre	29	Hempfl	9	11,315
33	1/6	R	W	San Diego	123-106	14-2	5-12	19-14	W3	Aguirre	38	Carmage	10	6,402
34	1/7	R	L	Denver	117-141	14-2	5-13	19-15	L1	Aguirre	31	Ko/Jr	9	11,865
35	1/10	R	L	Kansas City	102-112	14-2	5-14	19-16	L2	Aguirre	24	Hempfl	15	5,608
36	1/11	H	W	Utah	117-102	15-2	5-14	20-16	W1	Aguirre	41	Hempfl	14	12,308
37	1/13	H	W	Portland	113-110	16-2	5-14	21-16	W2	Blackman	29	Carmage	18	17,007
38	1/15	H	W	Denver	126-107	17-2	5-14	22-18	W3	Aguirre	25	Carmage	12	16,038
39	1/17	R	L	Portland	114-121	17-2	5-15	22-17	L1	Blackman	37	Hempfl	11	12,866
40	1/18	R	L	Seattle (at Sea)	107-114	17-2	5-16	22-18	L2	Aguirre	25	Carmage	8	13,884
41	1/20	H	L	Utah	113-120	17-3	5-16	22-19	L3	Aguirre	33	Carmage	14	16,919
42	1/21	R	W	Indiana	118-111	17-3	6-16	23-19	W1	Blackman	32	Aguirre	10	8,844
43	1/24	R	W	Utah (at S)	123-115	17-3	7-16	24-19	W2	Aguirre	32	Carmage	12	7,752
44	1/25	H	W	Golden State (D)	112-110	18-3	7-16	25-19	W3	Aguirre	31	Carmage	10	11,774
45	2/1	H	L	New York	99-105	18-4	7-18	25-20	L1	Aguirre	27	Hempfl	14	14,209
46	2/2	R	L	Houston	107-123	18-4	7-17	25-21	L2	Blackman	25	McPc	5	11,345
47	2/3	H	L	Denver	111-114	18-5	7-17	25-22	L3	Aguirre	28	Carmage	13	15,292
48	2/5	R	L	Seattle	95-134	18-5	7-18	25-23	L4	Aguirre	37	4 Players	7	8,483
49	2/7	R	L	Portland	95-101	18-5	7-18	25-24	L5	Aguirre	42	Rb/Mh	6	12,866
50	2/8	R	W	Denver	120-114	18-6	8-18	26-24	W1	Blackman	27	Blackman	11	8,844
51	2/10	H	W	Kansas City	115-95	19-6	8-19	27-24	W2	Aguirre	30	Ellis	10	13,854
52	2/11	R	L	Phoenix	99-108	19-6	8-20	27-25	L1	Aguirre	27	Pc/Dj	8	11,811
53	2/15	H	W	Philadelphia (2 D)	119-118	20-6	8-20	28-25	W1	Aguirre	23	Ko/Pc	8	17,007
54	2/17	H	W	Phoenix	129-123	21-6	8-20	29-25	W2	Aguirre	42	Carmage	7	12,882
55	2/18	H	L	Detroit	115-120	21-6	8-20	29-26	L1	Aguirre	38	Ellis	10	17,007
56	2/22	H	W	Houston	112-106	22-6	8-20	30-26	W1	Blackman	33	Carmage	11	14,319
57	2/24	H	L	Milwaukee	99-95	22-7	8-20	30-27	L1	Blackman	27	Carmage	7	17,007
58	2/25	R	W	Utah	97-95	22-7	8-20	31-27	W1	Aguirre	29	Carmage	8	12,678
59	2/28	R	W	San Antonio	116-104	22-7	10-20	32-27	W2	Aguirre	33	Carmage	14	7,583
60	2/29	H	L	Seattle (2 D)	124-127	22-8	10-20	32-28	L1	Aguirre	38	Venart	10	13,186
61	3/2	H	W	Kansas City	108-84	23-8	10-20	33-28	W1	Aguirre	28	Aguirre	8	13,010
62	3/3	R	L	Kansas City	103-105	23-8	10-21	33-29	L1	Aguirre	28	Carmage	8	8,776
63	3/7	H	W	Cleveland	115-103	24-8	10-21	34-29	W1	Blackman	22	Carmage	7	11,568
64	3/9	H	L	L.A. Lakers (2 D)	120-121	24-9	10-21	34-30	L1	Aguirre	38	Carmage	13	17,007
65	3/10	H	W	Golden State	120-103	25-9	10-21	35-30	W1	Blackman	43	Hempfl	12	16,436
66	3/13	R	L	San Antonio (2 D)	131-137	25-9	10-22	35-31	L1	Aguirre	29	McPc	10	8,315
67	3/14	H	W	San Diego	105-101	26-9	10-22	36-31	W1	Aguirre	27	Hempfl	10	13,444
68	3/17	R	L	Utah	103-118	26-9	10-23	36-32	L1	Blackman	29	Carmage	11	12,699
69	3/21	H	W	Atlanta	102-101	27-9	10-23	37-32	W1	Blackman	38	Carmage	9	17,007
70	3/23	H	W	Houston	116-104	28-9	10-23	38-32	W2	Aguirre	28	Carmage	8	17,007
71	3/24	H	W	Denver	119-101	29-9	10-23	39-32	W3	Aguirre	46	Pc/Dc	8	17,007
72	3/27	R	L	New York	88-97	29-9	10-24	39-33	L1	Aguirre	27	McPc	9	11,348
73	3/28	R	L	Boston	107-114	29-9	10-25	39-34	L2	Aguirre	28	Carmage	14	14,890
74	3/30	R	L	Philadelphia	110-118	29-9	10-26	39-35	L3	Aguirre	28	By/Pc	10	15,111
75	4/1	R	L	Washington	99-102	29-9	10-27	39-36	L4	Aguirre	35	Carmage	11	8,117
76	4/3	H	L	Portland	88-91	29-10	10-27	39-37	L5	Aguirre	23	Ellis	11	14,468
77	4/6	H	W	San Antonio	131-118	30-10	10-27	40-37	W1	Blackman	32	Ko/Pc	10	14,575
78	4/7	H	W	Utah	109-100	31-10	10-27	41-37	W2	Blackman	32	Grant	9	17,007
79	4/10	R	W	San Diego	116-114	32-10	10-27	42-37	W3	Aguirre	34	Carmage	14	4,262
80	4/12	R	L	Phoenix	118-119	32-10	10-28	42-38	L1	Aguirre	34	Carmage	8	9,576
81	4/13	R	W	L.A. Lakers	104-103	32-10	11-28	43-38	W1	Mc/Jr	20	Carmage	16	14,585
82	4/15	R	L	Golden State	96-98	32-10	11-29	43-39	L1	Ellis	31	Toner	8	6,733



TOP ROW L-R: Head Coach Dick Motta, General Manager Norm Sonstegard, Cory Thompson, Bill Garnett, Kurt Nimphus, Pat Cummings, Jay Vincent, Director of Player Personnel Rick Sund, Assistant Coach Bob Weiss. **BOTTOM ROW L-R:** Equipment Manager Keith Grant, Kevin Ransley, Jim Spankerl, Mark Aguirre, Alan Brstow, Rolando Blackman, Erston Turner, Brad Davis, Trainer Doug Atkinson. Did not finish the season in Dallas: Scott Lloyd

SEASON NOTEBOOK


Won 38, lost 44 (fourth, Midwest). 10-game increase in wins over 1981-82 represented the third-best improvement in the league. Aguirre (24.4 ppg) was sixth-best in the NBA. Davis was one of six players to place among the top 10 in three different statistical categories: he finished eighth in field goal percentage (57.2%), 10th in assists (7.2 apg) and sixth in free throw percentage (84.5%). Dallas experienced a 25% jump in attendance over the previous season. Dick Motta became the fifth NBA coach to log 600 career wins on January 18th at Golden State... Dallas was just 1-30 when trailing after three quarters of play.

Player	G	S	Min	Avg	Fg	Att	Pct	3fg	Att	Pct	Fr	Att	Pct	Off	Def	Reb	Avg	Ass	Avg	PF	OT	To	Blk	Pts	Avg	Hi	
Aguirre	81	75	2784	34.4	787	1589	.483	16	76	.211	429	589	.728	191	317	508	6.3	332	4.1	247	5	80	261	26	1979	24.4	44
Vincent	81	73	2726	33.7	622	272	.489	0	3	.000	269	343	.784	217	375	592	7.3	212	2.6	295	4	70	188	45	1513	18.7	32
Blackman	75	62	2349	31.3	513	1042	.492	3	15	.200	297	381	.780	108	185	293	3.9	185	2.5	118	0	37	118	29	1328	17.7	38
Cummings	81	71	2317	28.6	433	878	.493	0	1	.000	148	196	.755	225	443	668	8.2	144	1.8	296	9	57	162	35	1014	12.5	27
Davis	79	78	2323	29.4	359	628	.572	11	43	.256	186	220	.845	34	164	198	2.5	565	7.2	176	2	80	143	11	915	11.6	21
Ransley	76	4	1607	21.1	343	746	.460	2	16	.125	152	199	.784	44	103	147	1.9	280	3.7	109	1	58	129	4	840	11.1	35
Garnett	75	13	1411	18.8	170	319	.533	0	3	.000	129	174	.741	141	265	406	5.4	103	1.4	245	3	48	81	70	469	6.3	15
Spankerl	48	4	722	15.0	81	197	.462	2	10	.200	88	113	.779	27	57	84	1.8	78	1.8	59	0	27	56	3	272	5.7	18
Nimphus	81	12	1515	18.7	174	355	.490	1	1	1.000	77	140	.550	157	247	404	5.0	115	1.4	287	11	24	88	111	428	5.3	20
Turner	55	16	879	14.9	96	238	.403	2	3	.667	20	30	.667	68	84	152	2.6	88	1.5	75	0	47	59	0	214	3.6	14
Brstow	37	0	371	10.0	44	99	.444	6	13	.482	10	14	.714	24	35	59	1.6	78	1.9	46	0	8	31	1	104	2.8	10
Thompson	44	2	520	11.8	43	137	.314	0	0	.000	36	46	.783	41	79	120	2.7	34	0.8	92	0	12	31	7	122	2.8	8
Lloyd*	15	0	206	13.7	19	50	.380	0	0	.000	11	17	.647	19	27	46	3.1	21	1.4	24	0	6	8	8	49	3.3	12
Mavericks	82		19730		3674	7560	.487	43	185	.232	1852	2462	.752	1296	2381	3677	44.8	2227	27.2	2067	35	552	1348	348	9243	112.7	149
Opponents	82		19730		3758	7481	.502	53	202	.262	1708	2347	.728	1217	2433	3650	44.5	2291	27.9	2227	39	607	1383	562	9277	113.1	140

* Did not finish season with Dallas

SEASON RESULTS

No.	Date	H-R	W-L	Opponent	Score	Home Record	Road Record	Total Record	St.	Dallas Hi Score	Pt.	Dallas Hi Rebr.	Opponent	Hi Score	Pt.	Attend.
1	10/20	B	W	Denver	125-117	0-0	1-0	1-0	W1	Blackman	26	Comings	8	Wardlaw	32	12,089
2	10/30	H	L	Utah	123-128	0-1	1-0	1-1	L1	Agar	30	Pc/Jv	7	Dewley	38	9,203
3	11/2	B	W	Houston	113-103	0-1	2-0	2-1	W1	Mc/Jv	19	Bishop	8	C. Jones	21	8,491
4	11/3	H	W	Houston	102-101	1-1	2-0	3-1	W2	Agar	29	Comings	8	Bent	29	7,798
5	11/6	B	W	Kansas City	118-113	1-1	3-0	4-1	W3	Blackman	23	Ganett	11	S. Johnson	28	7,367
6	11/8	H	L	Phoenix	100-112	1-2	3-0	4-2	L1	Comings	29	Comings	16	Johnson	22	12,780
7	11/10	H	L	Seattle	91-94	1-3	3-0	4-3	L2	Viscott	19	Comings	11	Wilcox	24	9,813
8	11/12	R	L	Boston	110-118	1-3	3-1	4-4	L3	Mc/RB	21	Nimphus	9	Sud	26	15,320
9	11/13	H	L	Denver	130-140	1-4	3-1	4-5	L4	Agar	28	SNL	8	English	40	10,283
10	11/17	H	W	L.A. Lakers	118-117	2-4	3-1	5-5	W1	Blackman	24	Comings	17	Abdu-Jabbar	22	17,134
11	11/20	H	L	Kansas City	120-127	2-5	3-1	5-6	L1	Agar	33	Comings	13	Drew	27	9,911
12	11/24	H	W	Chicago	133-127	3-5	3-1	6-6	W1	Blackman	27	Mc/Jv	9	Woodruff	34	9,594
13	11/27	H	L	San Antonio	106-107	3-6	3-1	6-7	L1	Comings	22	Comings	9	Gavin	45	15,517
14	11/30	R	W	Denver	140-129	3-6	4-1	7-7	W1	Agar	37	Ganett	11	English	34	8,799
15	12/2	W	W	Golden State	110-100	4-6	4-1	8-7	W2	Agar	27	Blackman	7	Short	40	7,878
16	12/4	H	L	Washington	105-115	4-7	4-1	8-8	L1	Agar	30	Blackman	9	Boland	25	10,842
17	12/7	B	L	San Antonio	92-106	4-7	4-2	8-9	L2	Agar	27	Comings	10	Gavin	26	7,940
18	12/8	H	W	Seattle	110-94	5-7	4-2	9-9	W1	Blackman	26	Comings	11	Silva	21	10,063
19	12/10	W	W	Denver	122-121	5-7	5-2	10-9	W2	Viscott	30	Ganett	15	Landau	24	8,113
20	12/11	H	W	San Diego	124-118	6-7	5-2	11-9	W3	Blackman	27	Comings	12	Brooks	25	9,139
21	12/14	B	L	Golden State	113-122	6-7	5-3	11-10	L1	Blackman	31	Pc/Jv	12	Short	33	5,737
22	12/18	R	L	Seattle	93-103	6-7	5-4	11-11	L2	Viscott	21	Comings	15	Thompson	38	8,118
23	12/18	R	L	Portland	105-108	6-7	5-5	11-12	L3	Agar	26	Ganett	8	Nait	22	12,666
24	12/19	R	L	L.A. Lakers	106-110	6-7	5-6	11-13	L4	Agar	20	Ganett	15	Abdu-Jabbar	33	14,094
25	12/21	R	W	San Diego	121-118	6-7	6-6	12-13	W1	Agar	28	Comings	9	Chamber	28	2,436
26	12/23	R	L	Phoenix	106-125	6-7	6-7	12-14	L1	Agar	29	Nimphus	8	Lucas	33	10,261
27	12/29	H	L	Philadelphia (06)	116-126	6-8	6-7	12-15	L2	Agar	34	Viscott	15	Malone	32	17,134
28	12/30	R	L	Milwaukee	99-111	6-8	6-8	12-16	L3	Viscott	19	Viscott	8	Johnson	32	11,052
29	1/1	R	L	New Jersey	105-111	6-8	6-8	12-17	L4	Agar	25	Jv/Pc	9	Johnson	21	10,157
30	1/4	R	L	Washington	94-92	6-8	6-10	12-18	L5	Agar	21	Viscott	9	Mahon	23	6,649
31	1/6	H	W	San Antonio	136-131	7-9	6-10	13-19	W1	Blackman	38	Viscott	10	Glavco	28	10,008
32	1/7	R	L	Atlanta	102-119	7-9	6-11	13-19	L1	Agar	29	Comings	11	Roundfield	32	4,953
33	1/9	H	L	Boston	110-114	7-9	6-11	13-20	L2	Agar	32	Viscott	10	Ur/Pc	28	17,134
34	1/11	R	L	San Antonio	101-109	7-9	6-12	13-21	L3	Agar	33	Mc/Pc	10	Bello	28	8,224
35	1/12	H	W	San Diego	112-110	8-9	6-12	14-21	W1	Agar	35	Viscott	8	Comings	23	8,019
36	1/14	H	W	Denver	149-138	8-9	6-12	15-21	W2	Blackman	31	Comings	12	English	34	11,015
37	1/16	R	L	Utah	105-107	8-9	6-13	15-22	L1	Agar	32	Agar	10	Griffin	32	7,541
38	1/18	R	W	Golden State	112-102	8-9	7-13	16-22	W1	Agar	30	Comings	12	Short	38	6,163
39	1/20	H	W	Portland	121-112	10-9	7-13	17-22	W2	Viscott	32	Viscott	10	Nait	34	9,028
40	1/22	H	W	Utah	126-89	11-9	7-13	18-22	W3	Viscott	21	Ganett	18	Evans	18	11,436
41	1/25	R	W	Indiana	134-126	11-9	6-13	19-22	W4	Agar	43	Comings	11	Carroll	42	2,994
42	1/28	R	W	Kansas City	125-115	11-9	6-13	20-22	W5	Agar	35	Agar	11	Li/Mw	29	5,156
43	1/29	H	L	New Jersey	110-115	11-10	6-13	20-23	L1	Ransoy	35	Viscott	11	Wilcox	22	14,371
44	1/29	H	W	Houston	119-113	12-10	6-13	21-23	W1	Blackman	23	Comings	14	Levell	29	12,033
45	2/2	H	W	L.A. Lakers	122-120	13-10	6-13	22-23	W2	Agar	31	Viscott	15	Abdu-Jabbar	34	17,134
46	2/4	H	L	New York	101-120	13-11	6-13	22-24	L1	Agar	26	Mc/Jv/Bd	5	Carwright	27	13,110
47	2/6	R	W	Portland	112-105	13-11	10-13	23-24	W1	Agar	44	Nimphus	9	Paxon	27	12,666
48	2/8	R	W	Phoenix	112-100	13-11	11-13	24-24	W2	Agar	28	Mc/Ka	10	W. Davis	21	11,037
49	2/9	H	W	Denver	122-113	14-11	11-13	25-24	W3	Viscott	29	Comings	13	Impact	35	11,464
50	2/18	B	L	Cleveland	96-99	14-11	11-14	25-25	L1	Agar	29	Viscott	12	D./Fren	23	3,687
51	2/17	H	L	L.A. Lakers	110-127	14-12	11-14	25-26	L2	Agar	22	Viscott	8	Abdu-Jabbar	32	17,134
52	2/19	N	W	Atlanta	122-100	15-12	11-14	26-26	W1	Blackman	33	Agar	13	Roundfield	13	13,819
53	2/20	R	L	Chicago	111-124	15-12	11-15	26-27	L1	Agar	30	Comings	10	Thoss	25	9,144
54	2/22	R	L	New York	106-108	15-12	11-16	26-28	L2	Mc/Jv	25	Viscott	8	Carwright	29	7,638
55	2/23	R	L	Philadelphia	101-133	15-12	11-17	26-29	L3	Agar	30	Pc/Ka	9	Krug	24	14,223
56	2/25	H	W	Portland	133-117	16-12	11-17	27-29	W1	Agar	27	Ganett	11	Car	19	11,794
57	2/28	H	W	Kansas City	118-107	17-12	11-17	28-29	W2	Viscott	23	Mc/El	9	Wheldon	28	14,039
58	3/1	R	W	Houston	121-115	17-12	12-17	29-29	W3	Viscott	27	Viscott	11	Isagi	24	7,345
59	3/2	H	W	Seattle	108-105	18-12	12-17	30-29	W4	Viscott	24	Comings	20	Wilcox	38	11,194
60	3/4	H	L	Milwaukee	102-108	18-13	12-17	30-30	L1	Agar	35	Viscott	9	Mercer	31	17,134
61	3/5	H	L	Cleveland	91-98	18-14	12-17	30-31	L2	Viscott	18	Viscott	17	Finn	25	11,358
62	3/8	H	W	Phoenix	120-99	19-14	12-17	31-31	W1	Viscott	22	Agar	11	Nance	18	9,529
63	3/8	R	L	Kansas City	113-129	19-14	12-18	31-32	L1	Agar	37	Comings	10	E. Johnson	29	11,556
64	3/11	R	L	Utah	110-119	19-14	12-19	31-33	L2	Agar	30	Agar	9	Griffin	22	10,338
65	3/13	H	W	San Diego	111-102	20-14	12-19	32-33	W1	Viscott	23	Agar	9	Chamber	23	10,976
66	3/16	B	W	Houston	123-110	20-14	13-19	33-33	W2	Agar	29	Ganett	13	Levell	22	7,030
67	3/17	H	W	Indiana	120-105	21-14	13-19	34-33	W3	Blackman	24	Pc/Rb	11	Krug	27	10,236
68	3/19	R	L	Phoenix (01)	112-115	21-14	13-20	34-34	L1	Viscott	30	Agar	12	W. Davis	24	13,181
69	3/20	R	L	L.A. Lakers	110-117	21-14	13-21	34-35	L2	Agar	23	Viscott	15	Abdu-Jabbar	33	17,505
70	3/22	H	W	Golden State	111-102	22-14	13-21	35-35	W1	Blackman	25	Comings	13	Carroll	34	9,978
71	3/24	R	W	San Diego	118-113	22-14	14-21	36-35	W2	Blackman	23	Mc/Rb	5	Comings	26	3,103
72	3/26	H	L	Kansas City	111-114	22-15	14-21	36-36	L1	Ransoy	23	Agar	11	Drew	25	14,574
73	3/29	R	L	Golden State	106-109	22-15	14-22	36-37	L2	Agar	31	Viscott	8	Carroll	28	5,972
74	3/30	R	L	Utah	103-117	22-15	14-23	36-38	L3	Agar	13	Nimphus	15	Green	27	8,581
75	4/1	R	L	Seattle	98-101	22-15	14-24	36-39	L4	Comings	27	Comings	10	Wilcox	28	12,782
76	4/2	R	L	Portland	98-110	22-15	14-25	36-40	L5	Viscott	24	Comings	10	Nait	27	12,666
77	4/6	H	L	Houston	99-101	22-16	14-25	36-41	L6	Agar	26	Agar	13	E. Jones	25	8,485
78	4/8	H	L	Denver	115-132	22-17	14-25	36-42	L7	Ransoy	19	Nimphus	11	English	29	10,878
79	4/9	R	W	San Antonio	122-111	22-17	15-25	37-42	W1	Agar	27	Mc/Jv	8	Michell	32	10,639
80	4/13	H	W	Utah	106-99	23-17	15-25	38-42	W2	Agar	19	Pc/Jv/Ka	8	Griffin	28	9,932
81	4/16	B	L	Denver	126-137	23-17	15-26	38-43	L1	Agar	31	Comings	11	Wardlaw	25	15,039
82	4/18	H	L	San Antonio	120-132	23-18	15-26	38-44	L2	Agar	28	Comings	13	Gavin	40	14,453



TOP ROW L-R: General Manager Norm Sonju, Clarence Kea, Scott Lloyd, Kurt Nimphus, Wayne Cooper, Tom LaGarde, Alan Bristow, Jay Vincent, Head Coach Dick Motta. BOTTOM ROW L-R: Director of Player Personnel Rick Sund, Trainer Doug Atkinson, Jim Sparakel, Estion Turner, Ronaldo Blackman, Mark Aguirre, Equipment Manager Keith Grant, Assistant Coach Bob Weiss. FRONT ROW L-R: Brad Davis, Did not finish the season in Dallas, Drive Mack

SEASON NOTEBOOK

Won 28, lost 54 (fifth, Midwest). 13-game increase in wins over 1980-81 represented fourth-largest improvement in the league. Vincent was 15th in the NBA in scoring and a unanimous First Team All-Rookie squad choice by the NBA coaches. Aguirre, Blackman and Turner all received All-Rookie Team votes. 49 of 82 games (60%) were decided by eight points or less. Vincent became the first Maverick to win an NBA Player of the Week award on Feb. 15. The Mavericks had a 22% increase in attendance over their inaugural season. Brad Davis started all 82 games.

Table with columns: Player, G, S, Min, Avg, Fg, Att, Pct, 3fg, Att, Pct, Ft, Att, Pct, Off, Def, Reb, Avg, Ast, Avg, P, D, Stl, To, Blk, Pts, Avg, Ht. Rows include Vincent, Aguirre, Blackman, Davis, Sparakel, Cooper, Turner, Bristow, LaGarde, Nimphus, Lloyd, Kea, Mack*, Mavericks, and Opponents.

* Did not finish season with Dallas

SEASON RESULTS

No	Date	H-R	W-L	Opponent	Score	Home Record	Road Record	Total Record	St	Dallas Hi Scorer	Dallas Pt	Dallas Hi Rebr	Opponent Hi Scorer	Opponent Pt	Attend	
1	10/30	B	L	Utah	89-106	0-0	0-1	0-1	L1	Agarwa	18	Agarwa	11	Dantley	39	6,789
2	10/31	H	W	Kansas City	95-89	1-0	0-1	1-1	W1	Cooper	14	Cooper	11	Drew	16	7,865
3	11/3	H	L	Cleveland	110-125	1-1	0-1	1-2	L1	Agarwa	27	Lloyd	8	Mitchell	33	6,981
4	11/5	R	L	Phoenix	93-121	1-1	0-2	1-3	L2	Blackman	19	Cooper	8	Macy	20	10,173
5	11/6	H	L	New York	95-104	1-2	0-2	1-4	L3	Blackman	21	TV/SJ	7	Russell	29	9,708
6	11/8	R	L	L.A. Lakers	111-121	1-2	0-3	1-5	L4	Agarwa	23	LaGarle	11	Johnson	24	9,870
7	11/10	R	L	Portland	95-117	1-2	0-4	1-6	L5	Agarwa	17	Nimphaus	8	Passon	21	12,666
8	11/11	R	L	Seattle	79-107	1-2	0-5	1-7	L6	Agarwa	25	Jv/Tr	7	Sleetan	18	10,488
9	11/14	H	L	Golden State	112-118	1-3	0-5	1-8	L7	Agarwa	42	Ma/Wc	8	Fox	27	9,640
10	11/17	H	L	San Antonio	105-112	1-4	0-5	1-9	L8	Agarwa	24	Ma/Wc	7	Gervin	38	7,858
11	11/20	H	L	Seattle	89-90	1-5	0-5	1-10	L9	Agarwa	22	LaGarle	14	Williams	22	8,059
12	11/21	H	L	Phoenix	88-110	1-6	0-5	1-11	L10	Agarwa	28	LaGarle	11	Robinson	27	8,268
13	11/24	H	L	L.A. Lakers	110-125	1-7	0-5	1-12	L11	Vincent	28	Vincent	13	Abdul-Jabbar	25	14,266
14	11/25	R	L	Denver	133-139	1-7	0-6	1-13	L12	Agarwa	31	LaGarle	8	English	35	8,533
15	11/28	H	W	New Jersey	111-107	2-7	0-6	2-13	W1	Spearhead	28	LaGarle	10	Bronskog	27	9,287
16	12/2	R	L	Utah	103-114	2-7	0-7	2-14	L1	Agarwa	34	LaGarle	10	Dantley	36	5,257
17	12/3	B	L	San Diego	111-113	2-7	0-8	2-15	L2	Agarwa	36	TV/Ma	7	P.Smith	24	3,293
18	12/5	H	W	Denver	109-105	3-7	0-8	3-15	W1	Agarwa	26	Tomas	8	English	32	7,621
19	12/8	H	W	Utah	128-103	4-7	0-8	4-15	W2	Agarwa	24	Nimphaus	10	Dantley	34	6,895
20	12/9	R	L	Kansas City (O)	109-113	4-7	0-9	4-16	L1	Blackman	23	Agarwa	10	Rubenson	25	6,564
21	12/11	H	L	San Antonio	99-101	4-8	0-9	4-17	L2	Vincent	24	Vincent	8	Brewer	25	7,788
22	12/12	R	L	Houston	97-101	4-8	0-10	4-18	L3	Vincent	29	Vincent	7	Makene	25	8,138
23	12/15	R	W	Washington	107-102	4-8	1-10	5-18	W1	Vincent	31	Vincent	13	Roland	22	3,608
24	12/16	R	L	Boston	92-108	4-8	1-11	5-19	L1	Vincent	27	LaGarle	8	Bird	30	15,320
25	12/18	H	L	Houston	93-112	4-9	1-11	5-20	L2	Vincent	29	Jv/Ab	9	Makene	23	7,232
26	12/19	H	W	Portland	102-95	5-9	1-11	6-20	W1	Vincent	24	Nimphaus	12	Ransay	26	6,564
27	12/22	H	L	Detroit	98-106	5-10	1-11	6-21	L1	Blackman	24	Vincent	10	Tinguska	27	7,978
28	2-26	H	L	Detroit	1-7-24	5-11	1-11	6-22	L2	Vincent	33	Jv/Wc	8	English	31	9,580
29	12/29	H	W	Kansas City	104-92	6-11	1-11	7-22	W1	Vincent	41	Nimphaus	19	Woodson	25	9,231
30	1/2	R	L	Golden State	100-119	6-11	1-12	7-23	L1	Vincent	26	Nimphaus	9	Short	35	7,401
31	1/8	R	L	Seattle	100-107	6-11	1-13	7-24	L2	Jv/Ab	18	Vincent	8	Sikma	25	10,533
32	1/7	R	W	San Diego	113-112	6-11	2-13	8-24	W1	Spearhead	24	Cooper	9	Brekes	21	3,977
33	1/9	H	W	Phoenix	105-101	7-11	2-13	9-24	W2	Cooper	18	Cooper	8	Johnson	22	10,238
34	1/12	R	L	San Antonio	109-127	7-11	2-14	9-25	L1	Blackman	25	Tomas	8	Mm/Go	23	6,823
35	1/13	H	L	San Diego	102-105	7-12	2-14	9-26	L2	Jv/Wc	25	Jv/Wc	8	Smith	20	6,166
36	1/15	R	L	Denver	113-128	7-12	2-15	9-27	L3	Ab/Wc	22	Ab/Wc	8	Vandeweghe	24	7,990
37	1/16	H	L	Portland	103-110	7-13	2-15	9-28	L4	Vincent	27	Nimphaus	12	Ransay	24	8,289
38	1/20	H	W	Milwaukee	108-104	8-13	2-15	10-28	W1	Vincent	21	Nimphaus	11	Winters	20	10,748
39	1/21	R	W	Kansas City	110-94	8-13	3-15	11-28	W2	Vincent	23	Tomas	11	Woodson	18	8,085
40	1/23	H	W	Utah	122-118	9-13	3-15	12-28	W3	Vincent	34	Bristol	10	Dantley	24	10,532
41	1/26	R	W	Atlanta	90-98	9-13	4-15	13-28	W4	Vincent	30	Bristol	16	Drew	27	5,132
42	1/27	H	L	Philadelphia	86-99	9-14	4-15	13-29	L1	Vincent	28	Nimphaus	12	Toney	27	(C) 17,134
43	2/2	R	L	San Antonio	98-103	9-14	4-16	13-30	L2	Vincent	23	Nimphaus	12	Gervin	32	7,077
44	2/3	H	L	San Diego	106-113	9-15	4-16	13-31	L3	Vincent	25	Cooper	19	Bryant	32	6,681
45	2/5	R	L	Milwaukee	92-117	9-15	4-17	13-32	L4	Blackman	17	Blackman	7	Bar/San	19	11,052
46	2/8	R	W	Indiana	95-89	9-15	5-17	14-32	W1	Vincent	32	Cooper	10	Wilkins	14	6,680
47	2/10	H	L	Washington	102-119	9-16	5-17	14-33	L1	Vincent	29	Cooper	12	Roland	27	7,519
48	2/12	H	W	Seattle	103-100	10-16	5-17	15-33	W1	Vincent	38	Vincent	16	Sikma	30	11,300
49	2/14	B	W	New Jersey	111-109	10-16	6-17	16-33	W2	Vincent	38	Cooper	11	Baron	25	14,888
50	2/16	R	W	New York	112-118	10-16	7-17	17-33	W3	Vincent	40	Vincent	10	Richardson	29	7,861
51	2/17	R	L	Philadelphia	109-114	10-16	7-18	17-34	L1	Blackman	23	Cooper	11	Erving	26	10,004
52	2/20	R	L	Cleveland	109-116	10-16	7-19	17-35	L2	Vincent	29	Cooper	12	Robinson	34	5,510
53	2/21	R	W	Chicago	113-97	10-16	8-19	18-35	W1	Oliver	32	Baivis	7	Titus	22	10,687
54	2/23	R	L	Houston	95-105	10-16	8-20	18-36	L1	Vincent	23	Cooper	12	Makene	34	9,813
55	2/25	H	L	Golden State	104-108	10-17	8-20	18-37	L2	Vincent	23	Cooper	13	Free	31	7,547
56	2/27	H	W	Houston (O)	108-105	11-17	8-20	19-37	W1	Vincent	23	Jv/Wc	8	Makene	44	16,715
57	3/2	H	L	Boston	97-101	11-18	8-20	19-38	L1	Vincent	31	Ab/Wc	8	Parisi	27	(C) 17,134
58	3/4	R	L	Golden State	98-104	11-18	8-21	19-39	L2	Vincent	21	Cooper	12	King	37	8,645
59	3/5	R	L	Seattle	97-98	11-18	8-22	19-40	L3	Vincent	18	Lloyd	8	Williams	38	20,232
60	3/7	H	L	Indiana	106-108	11-19	8-22	19-41	L4	Vincent	23	Vincent	10	Knight	34	8,224
61	3/8	R	W	San Antonio	121-113	11-19	9-22	20-41	W1	Vincent	34	Vincent	18	Gervin	38	8,284
62	3/10	H	W	Portland	104-102	12-19	9-22	21-41	W2	Vincent	23	Cooper	13	Bates	23	8,285
63	3/13	R	W	San Diego	126-18	12-19	10-22	22-41	W3	Vincent	33	Nimphaus	10	Brekes	32	3,938
64	3/14	R	L	L.A. Lakers	116-138	12-19	10-23	22-42	L1	Blackman	25	Vincent	7	Abdul-Jabbar	28	10,009
65	3/17	H	L	Chicago	97-102	12-20	10-23	22-43	L2	Jv/Wc/Ma	13	Vincent	13	Lester	27	8,292
66	3/19	H	L	L.A. Lakers	106-112	12-21	10-23	22-44	L3	Vincent	22	Vincent	13	Abdul-Jabbar	23	(C) 17,134
67	3/21	R	L	Portland	101-109	12-21	10-24	22-45	L4	Agarwa	18	Cooper	10	Ransay	24	12,666
68	3/23	R	W	L.A. Lakers	118-116	12-21	11-24	23-45	W1	Agarwa	23	Vincent	10	Abdul-Jabbar	32	175,516
69	3/24	R	L	Phoenix	96-104	12-21	11-25	23-46	L1	Vincent	23	Cooper	13	D.Johnson	22	11,046
70	3/26	H	W	Kansas City	96-87	13-21	11-25	24-46	W1	Vincent	23	Vincent	13	Woodson	21	7,676
71	3/27	H	L	Atlanta	85-98	13-22	11-25	24-47	L1	Vincent	20	Cooper	17	Erving	21	9,267
72	3/30	R	L	Houston	95-99	13-22	11-26	24-48	L2	Spearhead	21	Cooper	9	Makene	38	10,864
73	3/31	H	L	Denver	119-129	13-23	11-26	24-49	L3	Vincent	31	Cooper	10	English	27	7,932
74	4/1	R	W	Detroit	121-120	13-23	12-26	25-49	W1	Vincent	37	Cooper	9	Tinguska	25	8,162
75	4/3	H	L	Golden State	102-107	13-24	12-26	25-50	L1	Vincent	22	Jv/Wc	10	Free	30	9,296
76	4/6	R	L	Utah	114-129	13-24	12-27	25-51	L2	Vincent	25	Vincent	14	Dantley	40	5,934
77	4/7	H	W	Utah	123-109	14-24	12-27	26-51	W1	Vincent	31	Cooper	14	Griffith	27	7,039
78	4/9	H	W	Phoenix	105-100	15-24	12-27	27-51	W2	Vincent	20	Vincent	11	Macy	28	5,673
79	4/11	H	W	Houston	109-97	16-24	12-27	28-51	W3	Vincent	24	Cooper	16	Makene	26	11,049
80	4/14	R	L	Kansas City	95-114	16-24	12-28	28-52	L1	Jv/Tr	16	Vincent	9	R.Johnson	20	5,144
81	4/16	H	L	San Antonio	106-118	16-25	12-28	28-53	L2	Agarwa	24	Cooper	11	Gervin	35	13,092
82	4/17	B	L	Denver	124-130	16-25	12-29	28-54	L3	Vincent	26	Ma/Jv	9	Du/Ab	32	17,009



TOP ROW L-R: General Manager Norm Sonju, Head Coach Dick Motta, Trainer Doug Atkinson, Oliver Mack, Jim Spanarkel, Marly Byrnes, Brad Davis, Chad Kinch, Equipment Manager Keith Grant, Assistant Coach Bob Weiss. **FRONT ROW L-R:** Stan Patrickewicz, Tom LaGarde, Abdul-Jee-an, Bill Robinson, Scott Lloyd, Clarence Kea. *Did not finish the season with Dallas.* Darrell Adams, Wintford Boynes, Austin Carr, Monti Davis, Ralph Drowinger, Terry Duerod, Joe Hassett, Geoff Huston, Richard Washington, Jerome Whitehead

SEASON NOTEBOOK

Won 15, lost 67 (sixth Midwest). Spanarkel (14.4 points) and LaGarde (8.1 rebounds) were statistical leaders and the only players to see action in all 82 games. Abdul-Jee-an scored the first points in club history. 47 of the Mavericks' 82 games were decided by 10 or fewer points...Dallas set an NBA home attendance record for an expansion team.

Player	G	S	Min	Avg	Fg	Att	Pct	3fg	Att	Pct	Ft	Att	Pct	Off	Def	Reb	Avg	Ass	Avg	Pl D	Stl	To	Blk	Pts	Avg	Ht
Spanarkel	82	48	2317	28.3	404	866	.467	1-10	.100	376	423	.887	142	155	297	3.6	232	2.8	230-3	117	172	20	1184	14.4	28	
LaGarde	82	82	2670	32.6	417	888	.470	0-0	—	288	444	.649	177	488	665	8.1	237	2.9	293-6	36	206	45	1122	13.7	26	
Robinson (Tot)	78-1	2016	25.8	392	826	.475	1-6	.167	218	281	.778	168	395	533	6.8	118	1.5	275-6	76	187	8	1003	12.9	26		
Robinson (Dal)	70-1	1932	27.8	378	794	.476	1-6	.167	213	273	.780	164	356	520	7.4	113	1.6	258-5	71	177	8	970	13.9	26		
B. Davis	56-26	1686	30.1	230	418	.561	3-17	.176	163	204	.799	29	122	151	2.7	385	6.9	156-2	52	123	11	826	11.2	31		
Mack (Tot)	65-57	1682	25.9	279	606	.460	0-9	.000	80	126	.640	92	138	230	3.5	183	2.5	117-0	58	70	7	838	8.8	28		
Mack (Dal)	62-57	1668	26.9	278	600	.463	0-9	.000	79	123	.642	92	137	229	3.7	182	2.6	114-0	56	70	7	835	10.2	28		
Lloyd	72-70	2186	30.4	245	547	.448	0-2	.000	147	205	.717	161	293	454	8.3	158	2.2	269-8	34	145	25	837	8.8	28		
Jee-an	66-12	1108	16.8	187	440	.425	0-1	.000	179	220	.814	83	147	230	3.5	65	1.0	123-2	44	87	31	653	8.4	31		
Byrnes	72-18	1380	18.9	216	461	.479	9-20	.450	120	157	.764	74	103	177	2.6	113	1.8	126-0	28	81	17	561	7.8	25		
Ken	16-0	199	12.4	37	81	.457	0-1	.000	43	62	.694	28	39	67	4.2	5	0.3	44-2	8	16	1	117	7.3	22		
Ptkewcz (Tot)	42-0	481	11.0	57	138	.413	19-48	.396	11-14	.786	13	29	42	1.0	77	1.8	28-0	16	22	2	144	3.4	10			
Ptkewcz (Dal)	38-0	431	12.0	55	133	.414	19-48	.396	11-14	.786	13	28	41	1.1	75	2.1	26-0	15	17	2	140	3.9	10			
Kinch (Tot)	41-1	353	8.6	52	141	.369	0-0	—	14	18	.778	7	28	33	0.8	46	1.1	33-0	11	30	8	118	2.9	10		
Kinch (Dal)	12-0	106	8.8	14	45	.311	0-0	—	10	13	.769	8	9	9	0.8	18	0.8	9-0	2	8	1	38	3.2	7		
Huston*	58-58	1892	33.8	385	789	.488	1-4	.250	128	185	.692	33	66	99	1.8	277	4.9	113-1	46	148	6	899	16.1	29		
Washington*	11-7	307	27.9	51	117	.436	0-0	—	17	23	.739	25	59	84	7.6	16	1.5	37-0	5	21	7	119	10.8	24		
Duerod*	18-8	337	18.7	74	161	.460	2-5	.333	18	27	.667	15	24	39	2.2	38	1.7	19-0	12	26	4	168	8.3	22		
Hassett*	17-0	280	16.5	58	142	.415	10-40	.250	10	13	.768	11	14	25	1.5	18	1.1	21-0	5	11	0	138	8.1	16		
Boynes*	44-17	757	17.2	121	313	.387	0-0	—	45	55	.818	24	51	75	1.7	37	0.8	79-1	23	69	16	287	6.5	22		
Whitehead*	7-4	118	16.9	16	38	.421	0-0	—	5	11	.455	8	20	28	4.0	2	0.3	16-0	4	11	1	37	5.3	14		
Allums*	22-3	276	12.5	23	67	.343	0-1	.000	13	22	.591	19	46	65	3.8	25	1.1	51-2	5	23	8	69	2.7	11		
Drowinger*	8-0	67	11.2	7	14	.500	0-0	—	1	4	.250	5	14	19	3.2	14	2.3	16-0	1	13	2	15	2.6	8		
Carr*	8-0	77	9.6	7	28	.250	0-0	—	2	4	.500	4	5	9	1.1	9	1.1	10-0	1	9	0	16	2.0	5		
M. Davis*	1-0	8	8.0	0	4	.000	0-0	—	1	5	.200	2	1	3	3.0	0	—	0-0	0	0	1	1	1.0	1		
Mavericks	82	19780	241.2	3204	6928	.462	46	165	.279	1868	2487	.751	1109	2177	3266	40.1	1984	24.2	2008	32	561	1412	214	8322	101.5	132
Opponents	82	19780	241.2	3622	7060	.513	36	137	.263	1731	2297	.754	1173	2498	3671	44.8	2098	25.6	2187	31	713	1420	480	8011	109.9	144

* Did not finish season with Dallas

SEASON RESULTS

Table with columns: No, Date, H-A, W-L, Opponent, Score, Home Record, Road Record, Total Record, St, Dallas Hi Scorer, Pt, Dallas Hi Rebr, Opponent, Pt, Attend. Rows list 82 games with detailed statistics and scores.

0 Mark Strickland* Shawn Marion	5 Jowan Howard Avery Johnson*	11 Abidul Jeelani Chris Anstey Damon Jones Raja Bell Jose Juan Barria	21 Fat Lever George McCloud Shawn Respert Greg Buckner Adam Harrington Denny Fortson Dan Dickau Pops Mensah-Bonsu Antoine Wright Steve Nowak	31 Ed O'Bannon Bill Curley Nick van Exel Jason Terry	40 Kuri Thomas Bruno Sundov Dequan George	50 Reggie Slater Greg Dreiling*
00 Eric Montross	6 Wintoni Boynes Myron Jackson Chucky Brown Khalid Reeves Denny Manning Avery Johnson* Marquis Daniels Eddie Jones Danton Bass Tyson Chandler	12 Derek Harper	22 Rolandi Blackman	32 Darnell Allums Howard Carter Detlef Schrempf Herb Williams Jamel Mashburn Christian Laettner Brandon Bass	41 Sam Perkins* Terry Tyler Brian Howard Dirk Nowitzki Terry Dorand Pat Cummings Roy Tarpley Evan Eschmeyer Scott Williams Jery Stackhouse Terry Davis	51 Adnan Calowell 52 Ralph Drollinger Charlie Sifton Randy White* Samaki Walker Calvin Booth Clarence Kea
1 Rodney McCray Scott Brooks Stevin Smith Donnell Harvey Rawle Marshall Ryan Hollins Greg Buckner*	7 Tom Stuby Bob McCann Tony Dumas Dennis Scott Alinan Griffin* Tony Delk DeSagana Diop Tim Thomas Sasha Pavlovic	13 Mike Iuzzolino* Martin Moussepp* Steve Nash Doug Christie Maurice Ager Matt Carroll Corey Brewer	23 Allan Brinstow Bill Wennington Brian Quinnett Stephen Bardo Tim Legler Cedric Belfrage Trenton Hassell	33 Jim Spanarkel* Eston Tamez Uwe Blab Randy White* Jason Sasser Stacey King Gary Trent Antawn Jamison Josh Powell James Singleton Brendan Haywood	42 Evan Eschmeyer Scott Williams Jery Stackhouse Terry Davis	53 Clarence Kea 54 Bill Robinson Jerome Whitehead Popeye Jones Othnis Ekezie
2 Steve Axford* Alex English Oliver Miller Rodrick Rhodes Mark Bryant Darnick Martin Johnny Newman Keith Van Horn Jason Kidd*	8 Courtney Alexander Antoine Walker Anthony Johnson Gerald Green Alexis Ajinca	14 Kelvin Ransey Dale Ellis Robert Pack Eduardo Najera	24 Mark Aguirre Jim Jackson Hubert Davis Pavel Podkolzin Tom LaGarde Cory Thompson Chris Gatling Erick Dampier Du Mbenga Ian Mahinmi	34 Austin Carr Jim Spanarkel* Howard Wright Doug Smith Mamadou N'Diaye Devin Harris	43 Mont Davis Stan Petkovic Wayne Cooper Harold Keeling Gary Trent Randell Jackson Walt Williams Kris Humphries Scott Lloyd Sam Perkins*	55 Wallace Bryant John Shasky Mike Iuzzolino* Juwon Howard 70 Dennis Rodman 90 Drew Gooden 92 DeShawn Stevenson
3 Jamie Watson Kevin Ollie Rick Hughes Vernon Maxwell Chadri Bell Travis Best Rodrigue Beaubois	9 Howard Easley Tanq Abdul-Wahad Joe Hassett	15 Brad Davis	25 Hot Rod Williams	35 Donald Rodge Bubba Wells Jay Vaughn Brian Cardinal	44 Radisav Curcic Lorenzo Williams Fred Roberts Shawn Bradley Adrian Griffin* Auston Croshere Marty Byrnes Mark West Sean Rooks A.C. Green	* Players who changed their jersey number # Retired Number
4 A. Wood Arian Dantley Shawn Aford* Cherokee Parks Michael Finley Shawne Williams Caron Butler	10 Mark Wade Carvoni Strudlers David Woolf Sam Cassell Tim Hardaway Darell Armstrong Tyronn Lue	16 Wang Zizhi Peja Stojakovic Oliver Mack Antoine Rigaudeau Hot Rod Williams	26 Eric Dampier	36 Dexter Cambridge Lacros Harris Mark Strickland* Mark Allen	45 Scott Lloyd Sam Perkins* Radisav Curcic Lorenzo Williams Fred Roberts Shawn Bradley Adrian Griffin* Auston Croshere Marty Byrnes Mark West Sean Rooks A.C. Green	
5 Kevin Upshaw Tom Camic Jason Kidd Sasha Damiovic		17 Oliver Mack Antoine Rigaudeau Hot Rod Williams	27 Du Mbenga Ian Mahinmi	37 Richard Washington Jay Vincent Joakim Noah Walter Palmer Martin Moussepp*	46 Rael LaFrenz Kevin Willis Jun Grandholm Damen Moningerstar	

COLLEGIATE BACKGROUND

Alabama 1	Illinois 2	Ohio 1	Thomas More 1
Arkansas 1	Indiana 3	Ohio State 4	Tulane 1
Arkansas-Little Rock 1	Iowa State 1	Oklahoma 2	Tulsa 1
Arizona 3	Kansas 4	Old Dominion 2	UCLA 6
Arizona State 4	Kansas State 1	Oregon State 2	USC 2
Auburn 4	Kentucky 4	Penn State 1	Utah 2
Augsburg (Minn.) 1	Lamar 2	Penn State 1	Vanderbilt 2
Austin Peay 2	LaSalle 1	Penn State 1	Virginia Tech 1
Boston College 2	Long Beach State 2	Providence 2	Virginia Union 1
Bradley 1	Louisiana State 2	Purdue 1	Wake Forest 1
Brigham Young 2	Louisiana Tech 1	Rhode Island 1	Washington 1
California 1	Louisville 2	Richmond 1	Washington State 2
Cal Irvine 1	Marquette 2	St. Francis (Pa.) 1	Wisconsin 2
Cal State-Fullerton 1	Maryland 3	St. John's 1	Wisconsin Parkside 1
Charlotte 1	Memphis 1	San Francisco 2	Wyoming 2
Christopher Newport (Va.) 1	Michigan 4	San Jose State 1	
Cincinnati 3	Michigan State 5	Santa Clara 2	
Clemson 1	Minnesota 3	Seton Hall 2	
College of Charleston 1	Mississippi 1	South Carolina 2	
Connecticut 3	Mississippi State 1	South Florida 2	
Dartmouth 1	Missouri 1	SE Oklahoma State 1	
DePaul 2	Missouri-Kansas City 1	Southern 1	
Detroit 2	Morehead State (Ky.) 1	Southern Methodist 1	
Duke 3	Murray State 2	Stanford 1	
East Carolina 1	Nebaska 2	Stetson 1	
Fayetteville State 1	Nevada Las Vegas 3	Syracuse 1	
Florida 3	Nevada-Reno 2	Temple 3	
Florida International 1	New Orleans 1	Tennessee 1	
Florida State 3	North Carolina 9	Tennessee State 1	
Fresno State 1	North Carolina State 3	Texas 2	
George Washington 1	Northeastern 1	TCU 2	
Georgia Tech 2	Northwestern 1	Texas A&M 1	
Gonzaga 1	Notre Dame 4	Texas El Paso 1	
Houston 1	Oakland (Mich.) 1	Texas Tech 2	

Joao Vianna (Brazil) Radisav Curcic (Serbia), Martin Moussepp (Estonia) Sasha Damiovic (Serbia), Dirk Nowitzki (Germany) Bruno Sundov (Croatia), Chris Anstey (Australia), Wang Zizhi (China), Antoine Rigaudeau (France), Du Mbenga (Congo), Pavel Podkolzin (Russia), DeSagana Diop (Oak Hill Academy HS), Gerald Green (Golf Shores Academy), DeShawn Stevenson (Washington Union HS), Rodrigue Beaubois (Quedeloupe), Ian Mahinmi (France), Tyson Chandler (Domingo HS), Alexis Ajinca (France), Sasha Pavlovic (Serbia) and Peja Stojakovic (Serbia) never played college basketball.

Updated through the end of the 2010-11 season

MAVERICKS TEAM STATISTICS

SEASON	FIELD GOALS			3-PT. E.G.S.			FREE THROWS			REBOUNDS							PTS	AVG.		
	MADE	ATT.	PCT.	MADE	ATT.	PCT.	MADE	ATT.	PCT.	OFF.	DEF.	TOT.	AST.	PF	DQ	STL.			TD	BLK.
1980-81	3204	6928	.462	46	166	.279	1868	2487	.751	1109	2177	3286	1984	2008	32	561	1439	214	8322	101.5
1981-82	3390	7224	.469	55	190	.289	1740	2366	.735	1213	2228	3441	2117	2193	40	566	1317	313	8575	104.6
1982-83	3674	7550	.487	43	185	.232	1852	2462	.752	1296	2381	3677	2227	2067	35	552	1348	348	9243	112.7
1983-84	3618	7235	.500	42	184	.228	1774	2350	.755	1090	2265	3355	2164	1906	21	579	1303	360	9052	110.4
1984-85	3560	7280	.489	152	443	.343	1844	2324	.739	1095	2345	3440	2152	1796	12	575	1184	335	9116	111.2
1985-86	3631	7254	.501	141	446	.316	2050	2643	.776	1059	2454	3513	2108	1733	17	605	1289	369	9453	115.3
1986-87	3594	7373	.487	231	653	.354	2148	2717	.791	1219	2494	3713	2017	1873	15	688	1205	424	9567	116.7
1987-88	3413	7191	.475	154	526	.293	1980	2510	.789	1341	2495	3836	1984	1734	14	645	1257	446	8960	109.3
1988-89	3244	6917	.469	211	681	.310	1795	2263	.789	1048	2397	3445	1867	1739	14	579	1233	476	8494	103.5
1989-90	3246	6931	.475	157	496	.323	1735	2261	.767	1042	2419	3461	1776	1733	13	664	1228	398	8394	102.2
1990-91	3245	6890	.471	193	600	.322	1512	1986	.761	9984	2360	3344	1821	1840	14	581	1186	397	8195	99.9
1991-92	3120	7104	.439	268	797	.336	1499	1999	.750	1194	2439	3633	1830	1867	15	536	1202	349	8067	87.6
1992-93	3164	7271	.436	283	837	.338	1530	2171	.705	1234	2265	3499	1683	2302	38	649	1459	356	8141	99.3
1993-94	3055	7070	.432	241	773	.312	1450	1942	.747	1271	2150	3421	1629	2007	13	767	1393	299	7801	95.1
1994-95	3227	7342	.440	386	1200	.322	1622	2210	.734	1514	2433	3947	1941	1811	17	579	1345	348	8462	103.2
1995-96	3124	7431	.420	735	2039	.360	1426	1975	.722	1408	2379	3787	1913	1836	31	642	1270	342	8409	102.5
1996-97	2813	6452	.436	430	1316	.327	1375	1919	.717	1040	2262	3302	1663	1798	16	654	1324	351	7431	90.6
1997-98	2682	6764	.427	422	1184	.357	1308	1738	.753	1007	2281	3288	1535	1643	20	646	1182	466	7494	91.4
1998-99	1749	4033	.434	202	595	.339	881	1210	.728	645	1478	2123	921	1065	16	352	692	292	4581	91.6
1999-00	3195	7047	.453	519	1326	.381	1407	1751	.804	931	2444	3375	1810	1770	22	592	1324	416	8316	101.4
2000-01	3085	6716	.459	517	1357	.381	1552	1954	.794	831	2571	3402	1740	1907	18	818	1141	482	8239	100.5
2001-02	3200	6930	.462	621	1645	.378	1608	1994	.806	918	2568	3486	1811	1842	21	581	982	392	8629	105.2
2002-03	3161	6982	.453	636	1668	.381	1486	1793	.829	912	2544	3456	1837	1730	19	655	949	449	8444	103.0
2003-04	3322	7230	.459	507	1458	.348	1475	1854	.796	1174	2638	3712	1963	1609	16	656	1000	437	8626	105.2
2004-05	3058	6691	.457	483	1273	.384	1826	2314	.789	990	2530	3520	1610	1827	10	708	1102	461	8405	102.5
2005-06	2948	6375	.462	416	1113	.374	1818	2322	.783	1030	2431	3461	1473	1834	17	593	1112	468	8130	99.1
2006-07	3010	6442	.467	535	1404	.381	1646	2045	.805	920	2515	3435	1632	1837	14	560	1140	408	8201	100.0
2007-08	3025	6515	.464	494	1403	.352	1690	2075	.814	883	2643	3526	1720	1786	11	490	1037	402	8234	100.4
2008-09	3128	6770	.462	571	1632	.350	1516	1852	.819	909	2595	3504	1779	1600	12	591	1043	429	8343	101.7
2009-10	3140	6760	.464	558	1498	.372	1526	1870	.816	834	2586	3420	1917	1583	9	624	1059	449	8364	102.0
2010-11	3069	6463	.475	645	1768	.365	1437	1850	.777	780	2618	3398	1954	1575	7	657	1145	352	8220	100.2

OPPONENTS' TEAM STATISTICS

SEASON	FIELD GOALS			3-PT. E.G.S.			FREE THROWS			REBOUNDS							PTS	AVG.		
	MADE	ATT.	PCT.	MADE	ATT.	PCT.	MADE	ATT.	PCT.	OFF.	DEF.	TOT.	AST.	PF	DQ	STL.			TD	BLK.
1980-81	3622	7060	.513	936	137	.263	1731	2297	.754	1173	2498	3671	2098	2187	31	713	1433	480	9011	109.9
1981-82	3530	6953	.508	931	138	.225	1847	2491	.741	1108	2361	3469	1984	2243	23	643	1370	509	8938	109.0
1982-83	3758	7481	.502	953	202	.262	1708	2347	.728	1217	2433	3650	2291	2227	39	607	1383	562	9277	113.1
1983-84	3633	7282	.498	963	222	.284	1688	2198	.768	1180	2346	3526	2131	2213	23	632	1386	417	9017	110.8
1984-85	3626	7200	.504	998	318	.308	1586	2080	.783	1062	2470	3532	2113	2066	17	572	1340	430	8938	109.0
1985-86	3664	7689	.503	990	311	.289	1545	2049	.754	1219	2469	3688	2381	2196	33	617	1279	423	9363	114.2
1986-87	3586	7503	.478	128	434	.295	1750	2293	.783	1254	2386	3640	2304	2136	26	571	1332	421	9050	110.4
1987-88	3468	7385	.470	167	517	.323	1499	1957	.766	1200	2233	3433	2240	1997	20	612	1228	436	8862	104.9
1988-89	3422	7304	.468	186	515	.322	1573	2090	.753	1231	2500	3731	2133	1869	11	680	1175	386	8583	104.7
1989-90	3288	7013	.469	175	587	.298	1627	2161	.753	1142	2398	3540	1961	1832	17	649	1236	388	8378	102.2
1990-91	3346	6945	.482	178	583	.305	1700	2296	.740	1116	2489	3605	2025	1778	10	650	1147	400	8570	104.5
1991-92	3314	7051	.470	183	599	.306	1823	2368	.770	1157	2631	3788	1938	1735	19	723	1054	456	8634	105.3
1992-93	3401	6783	.501	234	853	.358	2351	3071	.766	1063	2740	3803	2047	1861	98	802	1273	520	9387	114.5
1993-94	3212	6508	.494	249	688	.362	1841	2498	.737	1101	2503	3604	1970	1649	97	782	1428	587	8514	103.8
1994-95	3407	6982	.488	432	1181	.366	1454	1981	.734	1053	2379	3432	1991	1925	17	722	1250	582	8700	108.1
1995-96	3403	6921	.492	470	1193	.394	1535	2097	.732	1087	2726	3813	1978	1841	15	702	1348	531	8811	107.5
1996-97	2966	6469	.458	530	1444	.373	1482	1974	.751	1098	2428	3526	1794	1720	18	687	1284	433	7952	97.0
1997-98	3138	6819	.460	386	1130	.342	1333	1969	.714	1223	2644	3867	1882	1608	8	658	1240	374	7895	97.5
1998-99	1815	4037	.450	216	688	.315	855	1193	.717	660	1519	2179	1073	1042	4	361	699	244	4701	94.0
1999-00	3225	7053	.457	429	1244	.345	1484	2005	.740	1251	2719	3970	1901	1814	12	604	1318	416	8363	102.0
2000-01	2938	6693	.439	381	1140	.334	1631	2231	.731	1068	2623	3691	1778	1848	21	822	1273	379	7888	96.2
2001-02	3094	6851	.452	452	1283	.350	1640	2184	.751	1065	2600	3665	1865	1788	16	589	1155	377	8280	101.0
2002-03	2926	6687	.438	477	1401	.340	1477	2032	.727	1045	2682	3727	1781	1746	18	547	1316	322	7806	95.2
2003-04	3133	6824	.459	534	1471	.363	1482	1960	.746	1009	2562	3571	1937	1690	11	582	1242	382	8262	100.8
2004-05	2941	6712	.438	451	1366	.330	1601	2123	.754	1072	2467	3539	1714	1899	13	584	1278	399	7934	96.8
2005-06	2801	6319	.443	404	1120	.361	1626	2163	.752	935	2209	3144	1433	1958	13	536	1151	400	7632	93.1
2006-07	2790	6241	.447	375	1074	.349	1654	2216	.746	839	2288	3125	1471	1811	13	565	1190	312	7609	92.8
2007-08	2903	6551	.443	408	1168	.349	1648	2168	.790	882	2419	3301	1547	1739	12	536	999	357	7862	95.9
2008-09	3071	6752	.455	517	1379	.375	1522	1907	.798	884	2509	3393	1611	1645	9	589	1064	334</		

1980-81

Coach Dick Motia (Record 15-67, Sixth)

No.	Player	G	Ppg
32	Barret Allums	22	2.7
6	Winford Boynes	44	6.5
45	Marty Byrnes	72	7.8
34	Austin Carr	8	2.0
15	Brad Davis	56	11.2
43	Monte Davis	1	1.0
52	Ralph Drollinger	8	2.5
42	Terry Duerod	18	8.3
10	Joe Hassett	17	8.1
20	Geoff Huston	56	16.1
11	Abdul Jeeiam	66	8.4
53	Clarence Kea	16	7.3
21	Chad Kinch	12	3.2
26	Tom LaGarde	82	13.7
44	Scott Lloyd	72	8.8
17	Oliver Mack	62	10.2
43	Stan Pietkiewicz	38	3.9
54	Bill Robinson	70	13.9
33/34	Jim Spanarkel	82	14.4
31	Richard Washington	11	10.8
54	Jerome Whitehead	7	5.3

1981-82

Coach Dick Motia (Record 28-54, Fifth)

No.	Player	G	Ppg
24	Mark Aguirre	51	18.7
22	Rolando Blackman	82	13.3
23	Allan Brstow	82	7.0
43	Wayne Cooper	78	8.0
15	Brad Davis	82	12.1
53	Clarence Kea	35	2.3
26	Tom LaGarde	47	8.6
44	Scott Lloyd	74	3.9
17	Oliver Mack	13	3.4
40	Kurt Nimphus	63	5.3
34	Jim Spanarkel	82	10.1
33	Elston Turner	80	8.3
31	Jay Vincent	81	21.4

1982-83

Coach Dick Motia (Record 38-44, Fourth)

No.	Player	G	Ppg
24	Mark Aguirre	81	24.4
22	Rolando Blackman	76	17.7
23	Allan Brstow	37	2.8
42	Pat Cummings	81	12.5
15	Brad Davis	79	11.6
20	Bill Garnett	75	6.3
44	Scott Lloyd	15	3.3
40	Kurt Nimphus	81	5.3
14	Kelvin Ransoy	78	11.1
34	Jim Spanarkel	48	5.7
25	Cory Thompson	44	2.8
33	Elston Turner	59	3.6
31	Jay Vincent	81	18.7

1983-84

Coach Dick Motia (Record 43-39, Second)

No.	Player	G	Ppg
24	Mark Aguirre	79	29.5
22	Rolando Blackman	81	22.4
42	Pat Cummings	80	13.1
15	Brad Davis	81	11.1
14	Dale Ellis	67	8.2
20	Bill Garnett	80	5.1
12	Derek Harper	82	5.7
40	Kurt Nimphus	82	7.9
21	Roger Phegley	10	2.1
34	Jim Spanarkel	7	3.4
33	Elston Turner	47	2.9
31	Jay Vincent	61	11.0
45	Mark West	34	1.1

1984-85

Coach Dick Motia (Record 44-38, Third)

No.	Player	G	Ppg
24	Mark Aguirre	80	25.7
22	Rolando Blackman	81	18.7
55	Wallace Bryant	58	2.9
32	Howard Carter	11	0.8
15	Brad Davis	82	10.1
14	Dale Ellis	72	9.3
12	Derek Harper	82	9.6
40	Kurt Nimphus	82	8.1
41	Sam Perkins	62	11.0
52	Charlie Sitton	43	2.1
7	Tom Sluby	31	2.4
31	Jay Vincent	79	18.2

1985-86

Coach Dick Motia (Record 44-38, Third)

No.	Player	G	Ppg
24	Mark Aguirre	74	22.6
33	Uwe Blab	48	2.6
22	Rolando Blackman	82	21.5
55	Wallace Bryant	9	3.1
15	Brad Davis	82	9.3
40	James Donaldson	69	8.3
14	Dale Ellis	72	7.1
12	Derek Harper	79	12.2
43	Harold Keeling	20	2.2
40	Kurt Nimphus	13	7.0
41	Sam Perkins	80	15.4
32	Detlef Schrempf	64	6.2
52	Charlie Sitton		Injured
31	Jay Vincent	80	13.8
23	Bill Wennington	56	3.4

1986-87

Coach Dick Motia (Record 55-27, First)

No.	Player	G	Ppg
24	Mark Aguirre	80	25.7
33	Uwe Blab	30	1.8
22	Rolando Blackman	80	21.0
15	Brad Davis	82	7.0
40	James Donaldson	82	10.8
12	Derek Harper	77	16.0
6	Myron Jackson	8	1.4
21	Dennis Nutt	25	2.3
41	Sam Perkins	80	14.8
32	Detlef Schrempf	81	9.3
42	Roy Tarpley	75	7.5
23	Bill Wennington	58	2.7
4	Al Wood	54	6.6

1987-88

Coach John MacLeod (Record 53-29, Second)

No.	Player	G	Ppg
24	Mark Aguirre	77	25.1
2	Steve Alford	28	2.1
33	Uwe Blab	73	2.2
22	Rolando Blackman	71	18.7
15	Brad Davis	75	7.2
40	James Donaldson	81	7.0
21	Jim Farmer	30	2.0
12	Derek Harper	82	17.0
44	Sam Perkins	75	14.2
32	Detlef Schrempf	82	8.5
42	Roy Tarpley	81	13.5
23	Bill Wennington	30	2.1
4	Al Wood	0	0.0

1988-89

Coach John MacLeod (Record 38-44, Fourth)

No.	Player	G	Ppg
24	Mark Aguirre	44	21.7
4	Steve Alford	9	0.8
33	Uwe Blab	37	1.8
22	Rolando Blackman	78	19.7
4	Adrian Dantley	31	20.3
15	Brad Davis	78	6.4
40	James Donaldson	53	9.1
12	Derek Harper	81	17.3
21	Anthony Jones	25	2.6
44	Sam Perkins	78	15.0
32	Detlef Schrempf	37	9.5
42	Roy Tarpley	29	17.3
41	Terry Tyler	70	5.5
23	Bill Wennington	85	4.6
20	Marlon Wiley	51	2.2
32	Herb Williams	30	6.6

1989-90

Coaches John MacLeod (5-5) and Riche Adubato (42-29) (Record 47-35, Third)

No.	Player	G	Ppg
2	Steve Alford	41	4.1
22	Rolando Blackman	80	19.4
4	Adrian Dantley	45	14.7
15	Brad Davis	73	5.4
40	James Donaldson	73	9.1
12	Derek Harper	82	18.0
21	Anthony Jones	68	3.0
7	Bob McCann	10	2.6
44	Sam Perkins	76	15.9
42	Roy Tarpley	45	16.8
5	Kelvin Upshaw	3	0.7
10	Mark Wade	1	0.0
23	Bill Wennington	60	4.5
33	Randy White	55	4.3
32	Herb Williams	81	8.5

1990-91

Coach Riche Adubato (Record 28-54, Sixth)

No.	Player	G	Ppg
4	Steve Alford	34	4.4
22	Rolando Blackman	80	18.9
15	Brad Davis	80	5.4
40	James Donaldson	82	10.0
2	Alex English	79	9.7
50	Jim Grandholm	26	3.0
12	Derek Harper	77	19.7
21	Fat Lever	4	7.3
1	Rodney McCray	74	11.4
55	John Shasky	57	2.6
42	Roy Tarpley	5	20.4
5	Kelvin Upshaw	48	5.6
33	Randy White	78	8.8
32	Herb Williams	80	12.5
34	Howard Wright	3	2.0

1991-92

Coach Riche Adubato (Record 22-60, Fifth)

No.	Player	G	Ppg
22	Rolando Blackman	75	18.3
15	Brad Davis	33	2.8
43	Terry Davis	68	10.2
40	James Donaldson	44	8.2
5	Tom Garneck	6	1.7
12	Derek Harper	85	17.7
35	Donald Hodge	51	8.4
41	Brian Howard	67	4.9
55	Mike Luzzolino	52	9.3
21	Fat Lever	31	11.2
1	Rodney McCray	75	9.0
20	Tracy Moore	42	8.5
23	Brian Quinnett	15	2.7
34	Doug Smith	76	8.8
31	Joao Viana	1	2.0
33	Randy White	85	8.4
32	Herb Williams	75	11.5

1992-93

Coaches Riche Adubato (2-27) and Gar Heard (9-44) (Record 11-71, Sixth)

No.	Player	G	Ppg
23	Stephen Bardo	23	2.2
40	Walter Bond	74	8.0
30	Dexter Cambridge	53	7.0
44	Andisav Curcic	20	2.9
43	Terry Davis	75	12.7
12	Derek Harper	62	18.2
35	Donald Hodge	79	5.0
41	Brian Howard	88	6.5
13	Mike Luzzolino	70	8.7
24	Jim Jackson	28	16.3
23	Tim Legler	30	9.6
21	Fat Lever		Injured
20	Tracy Moore	39	7.2
31	Walter Palmer	20	3.0
45	Sean Rooks	72	13.5
34	Doug Smith	61	10.4
10	Lamont Strathers	9	5.6
52	Randy White	64	9.7
20	Marlon Wiley	33	5.8

1993-94

Coach **Gunn Buckner** (Record 13-69 Sixth)

No.	Player	G	Ppg
68	Chucky Brown	1	3.0
19	Tony Campbell	41	9.7
43	Tony Davis	15	3.7
40	Greg Drexling	54	2.4
12	Derek Harper	28	11.6
30	Lucious Harris	77	5.4
35	Donald Hodge	50	2.7
24	Jim Jackson	82	19.2
54	Popeye Jones	81	5.8
23	Tim Legler	79	8.3
21	Fat Laver	81	8.9
32	Jamal Mashburn	79	19.2
50	Darren Morningstar	22	4.3
45	Sean Rooks	47	11.4
34	Doug Smith	79	8.8
33	Ready White	18	6.4
20	Morlon Wiley	12	1.2
44	Lorenzo Williams	34	3.2

1994-95

Coach **Dick Motta** (Record 36-46, Fifth)

No.	Player	G	Ppg
11	Scott Brooks	31	7.9
43	Tony Davis	48	3.0
17	Tony Dumas	58	4.6
30	Lucious Harris	79	9.5
35	Donald Hodge	54	3.9
24	Jim Jackson	51	26.7
54	Popeye Jones	80	10.3
15	Jason Kidd	78	11.7
21	George McCloud	42	9.6
32	Jamal Mashburn	80	24.1
34	Doug Smith	63	5.1
42	Roy Tarpley	55	12.8
20	Morlon Wiley	38	3.4
44	Lorenzo Williams	82	4.0

1995-96

Coach **Dick Motta** (Record 25-56, Tied Fifth)

No.	Player	G	Ppg
1	Scott Brooks	68	5.1
43	Tony Davis	28	4.9
7	Tony Dumas	67	11.6
30	Lucious Harris	61	7.9
35	Donald Hodge	13	1.4
24	Jim Jackson	82	19.5
54	Popeye Jones	68	11.3
5	Jason Kidd	81	16.6
21	George McCloud	79	18.9
32	Jamal Mashburn	18	23.4
40	Loren Meyer	72	5.0
4	Cherokee Parks	64	3.9
50	Reggie Slater	3	3.7
44	Lorenzo Williams	65	3.0
10	David Wood	37	4.9

1996-97

Coach **Jim Clemons** (Record 24-58, Fourth)

No.	Player	G	Ppg
44	Shawn Bradley	33	14.6
10	Sam Cassell	16	12.3
5	Sasha Danilovic	13	16.6
50	Greg Drexling	40	2.0
7	Tony Dumas	18	4.0
4	Michael Finley	56	16.0
25	Chris Gatling	44	19.1
45	A.C. Green	58	7.9
12	Derek Harper	75	10.0
24	Jim Jackson	46	15.5
5	Jason Kidd	22	9.9
33	Stacey King	6	2.0
32	Jamal Mashburn	37	10.6
21	George McCloud	41	13.7
40	Loren Meyer	19	4.1
2	Oliver Miller	42	4.3
00	Eric Montross	47	3.9
31/13	Marin Murrsepp	32	4.3
31	Ed O'Bannon	19	2.4
14	Robert Pack	20	11.5
6	Khaid Reeves	13	7.8
44	Fred Roberts	12	1.8
33	Jason Sasser	2	1.0
1	Stevyn Smith	8	1.8
20	Erick Strickland	28	10.6
52	Samaki Walker	43	5.0
3	James Watson	10	4.5

1997-98

Coaches **Jim Clemons (4-12)** and **Don Nelson** (Record 16-50, Fifth)

No.	Player	G	Ppg
11	Chris Anstey	41	5.9
44	Shawn Bradley	64	11.4
51	Adrian Caldwell	1	0.0
23	Cedric Ceballos	12	16.9
24	Hubert Davis	81	11.1
4	Michael Finley	82	21.5
45	A.C. Green	82	7.3
13	Marin Murrsepp	41	5.7
3	Kevin O'Hee	16	2.9
14	Robert Pack	12	7.8
6	Khaid Reeves	82	8.7
21	Shawn Respert	10	8.2
50	Eric Riley	39	3.6
7	Dennis Scott	52	13.6
20	Erick Strickland	67	7.6
40	Kurt Thomas	5	7.4
52	Samaki Walker	41	8.9
35	Bubba Wells	39	3.3

1998-99

Coach **Don Nelson** (Record 19-31, Fifth)

No.	Player	G	Ppg
11	Chris Anstey	41	3.3
44	Shawn Bradley	49	8.6
23	Cedric Ceballos	13	12.5
24	Hubert Davis	50	9.1
4	Michael Finley	50	20.2
45	A.C. Green	50	4.9
13	Steve Nash	40	7.9
41	Dirk Nowitzki	47	8.2
14	Robert Pack	25	8.9
20	Erick Strickland	33	7.5
40	Bruno Sundov	3	1.3
33	Gary Trent	45	16.0
52	Samaki Walker	39	5.9
18	Hot Rod Williams	25	1.2

1999-2000

Coach **Don Nelson** (Record 40-42, Fourth)

No.	Player	G	Ppg
44	Shawn Bradley	77	8.4
21	Greg Buckner	48	5.7
23	Cedric Ceballos	69	16.6
24	Hubert Davis	79	7.4
4	Michael Finley	82	22.6
3	Rick Hughes	21	3.9
43	Randell Jackson	1	0.0
11	Damon Jones	42	3.9
13	Steve Nash	56	8.8
41	Dirk Nowitzki	82	17.5
14	Robert Pack	29	8.9
2	Rodrick Rhodes	1	0.0
70	Deonis Rodman	12	2.8
45	Sean Rooks	71	4.4
20	Erick Strickland	68	12.8
40	Bruno Sundov	14	1.8
33	Gary Trent	11	13.7
18	Hot Rod Williams	0	0.0

2000-01

Coach **Don Nelson** (Record 53-29, Tied Second)

No.	Player	G	Ppg
8	Courtney Alexander	38	4.2
52	Calvin Booth	15	7.5
44	Shawn Bradley	82	7.1
2	Mark Bryant	18	1.1
21	Greg Buckner	37	8.2
31	Bill Curley	5	0.6
24	Hubert Davis	51	7.3
9	Howard Easley	82	9.0
54	Obinna Ekezie	4	0.0
4	Michael Finley	82	21.5
1	Donnell Harvey	18	1.2
5	Juwan Howard	27	17.8
32	Christian Laettner	53	7.5
3	Vernon Maxwell	19	4.3
14	Eduardo Nájera	40	3.3
13	Steve Nash	70	15.6
41	Dirk Nowitzki	82	21.8
33	Gary Trent	33	4.0
35	Loy Vaught	37	3.1
16	Wang Zhizhi	5	4.8

2001-02

Coach **Don Nelson** (Record 57-25, Second)

No.	Player	G	Ppg
9	Tang Abdul-Wahad	4	0.0
3	Charlie Bell	2	0.0
44	Shawn Bradley	53	4.1
21	Greg Buckner	44	5.8
42	Evan Eschmeyer	31	2.0
4	Michael Finley	69	20.6
7	Adrian Griffin	58	7.2
10	Tim Hardaway	54	9.6
1	Donnell Harvey	18	2.1
5	Juwan Howard	53	12.9
5	Avery Johnson	17	3.2
45	Rael LaFrantz	27	10.8
6	Danny Manning	41	4.0
2	Darrick Martin	3	0.3
14	Eduardo Nájera	82	8.5
13	Steve Nash	82	17.9
2	Johnny Newman	47	4.2
41	Dirk Nowitzki	78	23.4
31	Nick Van Exel	27	13.2
16	Wang Zhizhi	55	5.6

2002-03

Coach **Don Nelson** (Record 60-22, Tied First)

No.	Player	G	Ppg
9	Tang Abdul-Wahad	14	4.1
11	Raja Bell	75	3.1
44	Shawn Bradley	81	8.7
42	Evan Eschmeyer	17	1.0
4	Michael Finley	69	19.3
7	Adrian Griffin	74	4.4
21	Adam Harrington	13	0.8
6	Avery Johnson	48	3.3
54	Popeye Jones	26	2.0
45	Rael LaFrantz	68	9.3
14	Eduardo Nájera	48	8.7
13	Steve Nash	82	17.7
41	Dirk Nowitzki	80	25.1
17	Antoine Rigaudeau	11	1.5
0/30	Mark Strickland	4	1.0
31	Nick Van Exel	73	12.5
43	Walt Williams	66	5.5

2003-04

Coach **Don Nelson** (Record 52-30, Third)

No.	Player	G	Ppg
9	Tang Abdul-Wahad	0	Na
3	Travis Best	61	2.8
44	Shawn Bradley	88	3.3
8	Marquis Daniels	58	8.5
7	Tony Delk	33	6.0
4	Michael Finley	72	18.6
21	Danny Fortson	56	3.9
5	Josh Howard	87	8.6
33	Anlawan Jamison	82	14.6
14	Eduardo Nájera	58	3.0
13	Steve Nash	78	14.5
34	Mamadou N'Diaye	3	0.0
41	Dirk Nowitzki	77	21.8
10	Jow Stufansson	0	N/A
8	Antoine Walker	82	14.0
42	Scott Williams	27	3.0

2004-05

Coaches Don Nelson (42-22) and Avery Johnson (16-2) (Record 58-24, Second)

No.	Player	G	Ppg
9	Tariq Abdul-Waked	0	N/A
10	Darrell Armstrong	52	2.3
52	Calvin Booth	34	2.4
44	Shawn Bradley	77	2.7
25	Erick Dampier	59	9.2
21	Dan Dickau	4	1.3
6	Marquis Daniels	60	9.1
4	Michael Finley	64	15.7
34	Devin Harris	76	5.7
50	Alan Henderson	78	3.5
5	Josh Howard	76	12.6
28	DJ Mbenga	15	1.0
41	Dirk Nowitzki	78	26.1
24	Pavel Podkolzin	5	0.2
42	Jerry Stackhouse	56	14.9
31	Jason Terry	80	12.4
2	Keith Van Horn	28	12.2

2005-06

Coach Avery Johnson (60-22, Second)

No.	Player	G	Ppg
1	Rawie Marshall	23	3.1
2	Keith Van Horn	53	8.9
5	Josh Howard	58	15.6
6	Marquis Daniels	62	10.2
7	DeSagana Dhop	81	2.3
10	Darrell Armstrong	62	2.1
13	Doug Christie	7	3.7
24	Pavel Podkolzin	1	3.0
25	Erick Dampier	82	5.7
28	DJ Mbenga	43	1.7
31	Jason Terry	80	17.1
33	Josh Powell	37	3.0
34	Devin Harris	58	8.9
41	Dirk Nowitzki	81	26.6
42	Jerry Stackhouse	55	13.0
44	Adrian Griffin	52	4.6

2006-07

Coach Avery Johnson (67-15, First)

No.	Player	G	Ppg
1	Greg Buckner	76	4.0
6	Josh Howard	70	18.9
7	DeSagana Dhop	81	2.3
8	Anthony Johnson	40	3.8
11	Jose Juan Barea	33	2.4
13	Maurice Ager	32	2.2
21	Pops Mensah-Bonsu	12	2.4
25	Erick Dampier	76	7.1
28	DJ Mbenga	21	0.9
31	Jason Terry	81	16.7
34	Devin Harris	80	10.2
40	Devean George	60	8.4
41	Dirk Nowitzki	78	24.6
42	Jerry Stackhouse	67	12.0
44	Austin Croshere	61	3.7
45	Kavin Willis	5	2.4

2007-08

Coach Avery Johnson (51-31, Fourth)

No.	Player	G	Ppg
2	Jason Kidd	29	9.9
5	Josh Howard	76	19.9
6	Eddie Jones	47	3.7
7	DeSagana Dhop	52	3.0
10	Tyrone Lue	17	3.0
11	Jose Juan Barea	44	4.3
12	Maurice Ager	12	1.3
20	Nick Fazekas	4	1.0
20	Jamaal Magloire	7	1.7
21	Antoine Wright	15	3.5
23	Trenton Hassell	37	2.1
25	Erick Dampier	72	6.1
30	Malik Allen	25	3.1
31	Jason Terry	82	15.5
32	Brandon Bass	79	8.3
34	Devin Harris	39	14.4
40	Devean George	53	3.7
41	Dirk Nowitzki	77	23.6
42	Jerry Stackhouse	58	10.7
55	Jewon Howard	50	1.1

2008-09

Coach Rick Carlisle (50-32, Third)

No.	Player	G	Ppg
1	Ryan Hollins	27	2.9
2	Jason Kidd	61	9.0
4	Shawne Williams	15	2.8
5	Josh Howard	52	18.0
7	DeSagana Dhop	34	1.6
8	Gerald Green	38	5.2
11	Jose Juan Barea	79	7.8
13	Matt Carroll	21	1.2
21	Antoine Wright	65	7.3
25	Erick Dampier	80	5.7
31	Jason Terry	74	19.6
32	Brandon Bass	61	8.5
33	James Singleton	62	5.1
40	Devean George	43	3.4
41	Dirk Nowitzki	81	25.9
42	Jerry Stackhouse	10	5.1

2009-10

Coach Rick Carlisle (55-27, First)

No.	Player	G	Ppg
0	Shawn Marion	75	12.0
2	Jason Kidd	80	10.3
3	Rodrigue Beaubois	56	7.1
4	Caron Butler	27	15.2
5	Josh Howard	31	12.5
6	Darion Ross	27	2.0
7	Tim Thomas	18	7.5
10	Van Wazer	0	N/A
11	Jose Juan Barea	78	7.6
13	Matt Carroll	25	1.8
14	Eduardo Najera	33	3.3
21	Nathan Jawai	0	N/A
25	Erick Dampier	55	6.0
31	Jason Terry	77	16.6
33	Brendan Haywood	28	8.1
33	James Singleton	25	2.4
41	Dirk Nowitzki	81	25.0
43	Kris Humphries	25	5.2
90	Drew Gooden	46	8.9
92	DeShawn Stevenson	24	2.0

2010-11

Coach Rick Carlisle (57-25, Second)

No.	Player	G	Ppg
0	Shawn Marion	80	12.5
2	Jason Kidd	80	7.9
3	Rodrigue Beaubois	28	8.4
4	Caron Butler	29	15.0
6	Tyson Chandler	74	10.1
7	Sasha Pavlovic	10	4.1
8	Alexis Ajaya	10	2.9
11	Jose Juan Barea	81	9.5
13	Carey Brewer	13	5.3
16	Peja Stojakovic	25	8.6
20	Dominique Jones	18	2.3
21	Steve Novak	7	1.6
28	Ian Mahieu	56	3.1
31	Jason Terry	82	15.8
33	Brendan Haywood	72	4.4
35	Ginan Cardinal	56	2.6
41	Dirk Nowitzki	73	23.0
92	DeShawn Stevenson	72	5.3

ABDUL-WAHAD, TARIO - 9

• 6'6 Guard/Forward • San Jose State '95 • Born 11/3/74 • Traded by Denver with Raef LaFrentz, Avery Johnson and Nick Van Exel to Dallas for Juwan Howard, Donnell Harvey, Tim Hardaway and a 2002 first-round pick 2/21/02 • Waived 9/28/05

YEAR	GP-GS	MIN	AVG	FGM-FGA	PCT	FTM-FTA	PCT	OFF	Rebounds			AST	PF-D	STL	TD	BLK	PTS	AVG	HI
									DEF	TOT	AVG								
01-02	4-0	24	8.0	0-2	.000	0-1	.000	2	4	6	1.5	2	5-0	2	3	1	0	0.0	0
02-03	14-0	204	14.8	27-50	.466	3-6	.500	14	26	40	2.9	21	26-0	6	7	3	57	4.1	12
03-04	DID NOT PLAY - INJURED																		
04-05	DID NOT PLAY - INJURED																		
TOT	18-0	228	12.7	27-50	.450	3-7	.429	16	30	46	2.6	23	31-0	8	10	4	57	3.2	12

Three-point FG: '02-03, 0-1 (.000).

NBA Playoff Statistics

YEAR	GP-GS	MIN	AVG	FGM-FGA	PCT	FTM-FTA	PCT	OFF	DEF	TOT	AVG	AST	PF-D	STL	TD	BLK	PTS	AVG	HI
02-03	8-0	79	9.9	8-30	.300	7-8	.875	11	11	22	2.0	7	6-0	0	1	0	25	3.1	10

Three-point FG: '02-03, 0-2 (.000).

AGER, MAURICE - 13

• 6'5 Guard • D-2006 1st Rd (28th overall) • Michigan State '06 • Born 2/9/84 • Traded to New Jersey with Devin Harris, DeSagana Diop, Keith Van Horn, Trenton Hassell and two first-round picks for Jason Kidd, Malik Allen and Antoine Wright 2/19/08

YEAR	GP-GS	MIN	AVG	FGM-FGA	PCT	FTM-FTA	PCT	OFF	Rebounds			AST	PF-D	STL	TD	BLK	PTS	AVG	HI
									DEF	TOT	AVG								
06-07	32-1	215	6.7	22-70	.314	20-33	.606	1	28	21	0.6	7	27-0	4	15	3	69	2.2	20
07-08	12-3	77	8.4	5-27	.185	5-6	.833	1	3	4	0.4	4	11-0	0	3	1	15	1.3	5
TOT	44-4	292	6.6	27-97	.278	25-39	.641	2	23	25	0.6	11	38-0	4	18	4	84	1.9	20

Three-point FG: '06-07, 5-15 (.333); '07-08, 0-0 (.000) Total: 5-23 (.217)

NBA Playoff Statistics

YEAR	GP-GS	MIN	AVG	FGM-FGA	PCT	FTM-FTA	PCT	OFF	DEF	TOT	AVG	AST	PF-D	STL	TD	BLK	PTS	AVG	HI
06-07	3-0	24	8.0	5-9	.556	3-6	.500	1	2	3	1.0	0	3-0	0	0	0	15	5.0	10

Three-point FG: '06-07, 2-3 (.667).

AGUIRRE, MARK - 24

• 6-8 Forward • D-1981 1st Rd (1st overall) • DePaul '02 • Born 12/10/59 • Traded to Detroit 2/15/89 for Adnan Dantley and Detroit's 1991 first-round choice

YEAR	GP-GS	MIN	AVG	FGM-FGA	PCT	FTM-FTA	PCT	OFF	Rebounds			AST	PF-D	STL	TD	BLK	PTS	AVG	HI
									DEF	TOT	AVG								
81-82	51-20	1468	28.8	381-820	.465	168-247	.680	89	180	248	4.9	184	162-0	37	135	22	955	18.7	42
82-83	81-75	2784	34.4	757-989	.483	429-589	.728	191	317	508	6.3	332	247-5	80	261	28	1979	24.4	44
83-84	79-79	2900	36.7	925-765	.524	465-621	.749	161	308	469	5.9	358	246-5	80	285	22	2330	29.5	46
84-85	80-79	2699	33.7	794-969	.506	440-580	.759	188	288	477	6.0	249	250-3	60	253	24	2055	25.7	49
85-86	74-73	2501	33.8	668-327	.503	318-451	.705	177	258	445	6.0	339	229-6	62	252	14	1670	22.8	42
86-87	80-80	2663	33.3	787-980	.495	429-557	.770	181	246	427	5.3	254	243-4	84	217	30	2056	25.7	43
87-88	77-77	2610	33.9	748-971	.475	388-504	.770	182	252	434	5.6	278	223-1	70	203	67	1932	25.1	38
88-89	44-44	1529	34.8	373-829	.450	178-244	.730	90	146	235	5.3	189	128-0	29	140	29	953	21.7	41
TOT	566-527	19154	33.8	5441-11060	.492	2815-3793	.742	1259	1985	3244	5.7	2163	1718-24	502	1748	224	13930	24.8	49

Three-point FG: 81-82, 25-71 (.352); 82-83, 16-76 (.211); 83-84, 15-56 (.268); 84-85, 27-85 (.318); 85-86, 16-56 (.286); 86-87, 53-150 (.353); 87-88, 52-172 (.302); 88-89, 29-99 (.293) Total: 233-765 (.305)

NBA Playoff Statistics

YEAR	GP-GS	MIN	AVG	FGM-FGA	PCT	FTM-FTA	PCT	OFF	DEF	TOT	AVG	AST	PF-D	STL	TD	BLK	PTS	AVG	HI
83-84	10-9	350	35.0	88-184	.478	44-57	.772	21	55	76	7.8	32	34-2	5	27	5	220	22.0	34
84-85	4-4	184	41.0	44-89	.494	27-32	.844	18	14	30	7.5	18	18-1	3	15	0	118	29.0	39
85-86	10-10	345	34.5	105-214	.491	35-55	.636	21	50	71	7.1	54	28-1	0	23	0	247	24.7	39
86-87	4-4	130	32.5	31-82	.500	23-30	.767	11	13	24	6.0	8	15-1	0	9	0	85	21.3	28
87-88	17-17	558	32.8	147-294	.500	60-86	.698	34	66	100	5.9	56	49-0	14	41	9	367	21.6	38
TOT	45-44	1547	34.4	415-843	.492	189-260	.727	103	198	301	6.7	166	142-5	39	115	14	1035	23.0	39

Three-point FG: 83-84, 0-5 (.000); 84-85, 1-2 (.500); 85-86, 2-5 (.333); 86-87, 0-4 (.000); 87-88, 13-34 (.382) Total: 16-51 (.314)

NBA ALL STAR GAME RECORD

YEAR	SITE	GP-GS	MIN	AVG	FGM-FGA	PCT	FTM-FTA	PCT	OFF	DEF	TOT	AST	PF-D	STL	TD	BLK	PTS	AVG	HI
1984	DEN	1-0	13	15.0	6-10	.625	3-4	1.750	1	0	1	2	2-0	1	2	1	13	13.0	
1987	SEA	1-0	17	13.0	5-10	.500	2-3	1.667	1	1	2	1	1-0	0	2	0	9	9.0	
1988	CHI	1-0	12	15.0	5-10	.500	3-3	1.000	0	1	1	1	3-0	1	3	0	14	14.0	
TOT		3-0	42	13-24	.542	8-10	1.800	2	2	4	4	4	6-0	2	7	1	36	12.0	

Three-point FG: '87, 1-2 (.500); '88, 1-3 (.333) Total: 2-5 (.400)

AJINCA, ALEXIS - 8

• 7'2 Center • Born 5/6/88 • Acquired from Charlotte along with Tyson Chandler in exchange for Erick Dampier, Matt Carroll, Eduardo Najera and cash on 7/13/10 • Traded, along with a second-round pick and cash, to Toronto for the rights to Georgios Pnitezis

YEAR	GP-GS	MIN	AVG	FGM-FGA	PCT	FTM-FTA	PCT	OFF	DEF	TOT	AVG	AST	PF-D	STL	TD	BLK	PTS	AVG	HI
10-11	10-2	75	7.5	12-32	.375	2-3	.667	5	12	17	1.7	2	13-0	3	1	5	29	2.9	7

Three-point FG: 3-7 (.429).

ALEXANDER, COURTNEY – 8

- 6-6 Guard • Fresno State '00 • Born 4/27/77
- Acquired from Orlando for Dallas' 2001 first-round draft pick and cash 6/28/00
- Traded with Christian Laettner, Loy Vaught, Hubert Davis, Etan Thomas and cash for Juwan Howard, Calvin Booth and Obinna Ekezie 2/22/01

YEAR	GP-GS	MIN	AVG	FGM-FGA	PCT	FTM-FTA	PCT	OFF	Rebounds			AST	PF-D	STL	TD	BLK	PTS	AVG	HI
									DEF	TOT	AVG								
00-01	38-6	472	12.4	82-178	.348	33-45	.733	20	43	63	1.7	21	76-1	18	21	3	160	4.2	26

Three-point FG: 3-10 (.300).

ALFORD, STEVE – 2 (1987-88, 1989-90) – 4 (1988-89, 1990-91)

- 6-2 Guard • D-1987 2nd Rd (26th overall) • Indiana '87 • Born 11/23/64
- Waived 12/13/88 • Free agent signed 10/5/89 • Completed contract 5/30 • Free agent signed 10/4/90 • Completed contract 4/91

YEAR	GP-GS	MIN	AVG	FGM-FGA	PCT	FTM-FTA	PCT	OFF	Rebounds			AST	PF-D	STL	TD	BLK	PTS	AVG	HI
									DEF	TOT	AVG								
87-88	28-0	197	7.0	21-55	.382	16-17	.941	3	20	23	0.8	23	23-0	17	12	3	59	2.1	10
88-89	9-0	38	4.2	3-11	.273	1-2	.500	0	3	3	1.0	9	3-0	1	1	0	7	0.8	4
89-90	41-0	302	7.4	63-138	.457	35-37	.946	2	23	25	1.0	39	22-0	15	16	3	168	4.1	16
90-91	34-0	236	6.9	59-117	.504	26-31	.839	10	14	24	0.6	22	11-0	8	16	1	151	4.4	15
TOT	112-0	773	6.9	146-321	.455	78-87	.897	15	60	75	0.8	93	59-0	41	45	7	385	3.4	16

Three-point FG: '87-88, 1-8 (.125); '88-89, 0-2 (.000); '89-90, 7-22 (.318); '90-91, 7-23 (.304) Total: 15-55 (.273)

YEAR	GP-GS	MIN	AVG	FGM-FGA	PCT	FTM-FTA	PCT	OFF	NBA Playoff Statistics			AST	PF-D	STL	TD	BLK	PTS	AVG	HI
									DEF	TOT	AVG								
87-88	4-0	12	3.0	3-8	.375	0-0	—	1	1	2	0.5	2	0-0	0	1	0	8	1.5	2
89-90	3-0	42	14.0	8-18	.444	5-5	1.000	1	2	3	2.7	8	4-0	1	3	0	23	7.7	10
TOT	7-0	54	7.7	11-26	.423	5-5	1.000	2	3	5	1.4	10	4-0	1	4	0	29	4.1	10

Three-point FG: '87-88, 0-2 (.000); '89-90, 2-6 (.333) Total: 2-8 (.250)

ALLEN, MALIK – 30

- 6-9 Forward/Center • Villanova '00 • Born 6/27/78
- Acquired with Jason Kidd and Antoine Wright from New Jersey for Devin Harris, DeSagana Diop, Trenton Hassel, Maurice Ager, Keith Van Horn, two first-round picks 2/19/08
- Completed contract 5/08

YEAR	GP-GS	MIN	AVG	FGM-FGA	PCT	FTM-FTA	PCT	OFF	Rebounds			AST	PF-D	STL	TD	BLK	PTS	AVG	HI
									DEF	TOT	AVG								
07-08	25-4	335	13.4	33-66	.500	11-12	.917	24	44	68	2.8	15	60-1	4	13	10	77	3.1	12

Three-point FG: None Attempted.

YEAR	GP-GS	MIN	AVG	FGM-FGA	PCT	FTM-FTA	PCT	OFF	NBA Playoff Statistics			AST	PF-D	STL	TD	BLK	PTS	AVG	HI
									DEF	TOT	AVG								
07-08	3-0	18	6.0	0-1	.000	0-0	—	0	0	0	0.0	0	4-0	0	0	0	0	0.0	—

Three-point FG: None Attempted.

ALLUMS, DARRELL – 32

- 6-9 Forward/Center • D-1980 5th Rd (103rd overall) • UCLA '80 • Born 9/12/58 • Waived 1/21/80

YEAR	GP-GS	MIN	AVG	FGM-FGA	PCT	FTM-FTA	PCT	OFF	Rebounds			AST	PF-D	STL	TD	BLK	PTS	AVG	HI
									DEF	TOT	AVG								
80-81	22-3	278	12.5	23-67	.343	13-22	.591	19	46	65	3.0	25	51-2	5	23	8	59	2.7	11

Three-point FG: 0-1 (.000).

ANSTEY, CHRIS – 11

- 7-0 Forward • Born 1/1/75 • Australia
- Acquired from Portland to the rights to Kelvin Cato and cash 6/25/97 • Traded to Chicago for the Bulls' 2000 second-round draft choice 9/29/99

YEAR	GP-GS	MIN	AVG	FGM-FGA	PCT	FTM-FTA	PCT	OFF	Rebounds			AST	PF-D	STL	TD	BLK	PTS	AVG	HI
									DEF	TOT	AVG								
97-98	41-0	680	16.6	92-231	.398	53-74	.716	53	104	157	3.8	35	95-1	31	41	27	240	5.9	26
98-99	41-4	470	11.5	60-139	.380	34-48	.708	35	82	97	2.4	27	98-1	18	26	13	134	3.3	12
TOT	82-12	1150	14.0	142-370	.384	87-122	.713	88	186	254	3.1	62	193-2	49	67	40	374	4.6	26

Three-point FG: '97-98, 3-16 (.188); '98-99, 0-7 (.000) Total: 3-23 (.130).

ARMSTRONG

ARMSTRONG, DARRELL – 10

- 6-1 Guard • Fayetteville State • Born 6/22/68
- Traded by New Orleans to Dallas for Dan Dickau and a 2005 second round pick 12/3/04
- Traded to Indiana with Rawle Marshall and Josh Powell for Anthony Johnson 6/24/06

YEAR	GP-GS	MIN	AVG	FGM-FGA	PCT	FTM-FTA	PCT	OFF	Rebounds			AST	AVG	PF-D	STL	TD	BLK	PTS	AVG	HI
									DEF	TOT	AVG									
04-05	52-7	576	11.1	36-118	.305	39-47	.830	19	48	67	113	2.2	62-1	30	39	6	122	2.3	7	
05-06	62-2	622	10.0	43-128	.336	33-42	.786	18	63	81	86	1.4	71-0	27	58	3	130	2.1	12	
TOT	1-4-9	1198	10.5	79-246	.321	72-89	.809	37	111	148	199	1.7	133-1	57	97	9	252	2.2	12	

Three-point FG: '04-05, 11-41 (.268) '05-06, 11-48 (.229) Total, 22-89 (.247)

YEAR	GP-GS	MIN	AVG	FGM-FGA	PCT	FTM-FTA	PCT	OFF	NBA Playoff Statistics			AST	PF-D	STL	TD	BLK	PTS	AVG	HI
									DEF	TOT	AVG								
04-05	9-0	66	7.3	8-16	.500	0-0	.000	3	1	4	9	1.0	9-0	3	2	2	18	2.0	9
05-06	11-0	47	4.3	3-15	.200	2-2	1.000	1	6	7	2	0.2	9-0	3	1	1	8	0.7	2
TOT	20-0	113	5.7	11-31	.355	2-2	1.000	4	7	11	11	0.6	18-0	6	3	3	26	1.3	0

Three-point FG: 2005, 2-8 (.250); 2006 0-7 (.000) Total, 2-15 (.133)

BARDO, STEPHEN – 23

- 6-5 Guard • Illinois '80 • Born 4/5/68 • Free agent signer 10/7/92 • Waived 1/6/93

YEAR	GP-GS	MIN	AVG	FGM-FGA	PCT	FTM-FTA	PCT	OFF	Rebounds			AST	PF-D	STL	TD	BLK	PTS	AVG	HI
									DEF	TOT	AVG								
82-83	23-0	175	7.6	19-82	.306	12-17	.706	10	27	37	1.6	29	28-0	8	17	3	51	2.2	6

Three-point FG: 1-6 (.167)

BAREA, JOSE JUAN – 11

- 6-0 Guard • Northeastern • Born 6/26/84 • Signed by Dallas as a rookie free agent 8/17/06 • Re-signed by Dallas 7/9/08

YEAR	GP-GS	MIN	AVG	FGM-FGA	PCT	FTM-FTA	PCT	OFF	Rebounds			AST	PF-D	STL	TD	BLK	PTS	AVG	HI
									DEF	TOT	AVG								
06-07	33-1	191	5.8	28-70	.359	16-24	.667	7	10	25	0.8	24	19-0	1	14	1	78	2.4	16
07-08	44-9	459	10.5	71-170	.418	28-35	.389	4	43	47	1.1	58	49-0	14	35	1	191	4.3	25
08-09	79-15	1680	20.3	246-557	.442	70-93	.753	36	141	177	2.2	269	121-1	37	105	5	617	7.8	26
09-10	78-18	1545	19.8	285-649	.440	133-157	.847	17	129	146	3.3	258	119-1	35	102	6	596	7.6	23
10-11	81-2	1669	20.6	285-649	.439	133-157	.847	206	486	692	2.8	317	136-1	30	136	1	769	9.5	29
TOT	315-45	5454	17.3	862-1981	.435	323-399	.810	93	461	554	1.8	926	443-3	117	392	14	2251	7.1	29

Three-point FG: '06-07 6-21 (.286) '05-06, '07-08, 2-2 (1.000) '08-09, 5-16 (.313) '09-10, 4-10 (.400); '10-11, 16-50 (.320) Total, 204-575 (.355)

YEAR	GP-GS	MIN	AVG	FGM-FGA	PCT	FTM-FTA	PCT	OFF	Rebounds			AST	PF-D	STL	TD	BLK	PTS	AVG	HI
									DEF	TOT	AVG								
06-07	2-0	3	2.0	0-0	.000	0-2	.000	0	0	0	0.0	0	0	0	0	0	0.0	0	
07-08	1-0	5	5.0	3-4	.750	0-0	.000	0	0	0	0.0	1	1-0	0	0	0	8.0	0	
08-09	10-4	221	22.1	31-71	.437	9-13	.692	3	17	20	3.4	34	13-0	3	6	0	76	7.6	13
09-10	8-0	104	17.5	15-37	.405	1-3	.333	4	8	12	2.8	15	13-0	2	10	1	35	5.8	14
10-11	21-3	390	18.6	72-172	.419	27-34	.794	6	31	38	1.9	71	28-0	6	23	0	187	8.9	22
TOT	40-7	724	18.1	121-284	.426	37-52	.712	15	56	71	1.8	121	55-0	11	39	1	306	7.7	22

Three-point FG: '06-07, None Attempted; '07-08, 2-2 (1.000) '08-09, 5-16 (.313); '09-10, 4-10 (.400); '10-11, 16-50 (.320) Total, 27-78 (.346)

BASS, BRANDON – 32

- 6-8 Forward • Louisiana State '05 • Born 4/30/85 • Free agent signer 7/26/07 • Completed contract 5/09

YEAR	GP-GS	MIN	AVG	FGM-FGA	PCT	FTM-FTA	PCT	OFF	Rebounds			AST	PF-D	STL	TD	BLK	PTS	AVG	HI
									DEF	TOT	AVG								
07-08	78-1	1556	19.7	246-493	.499	162-187	.822	120	227	347	4.4	58	150-8	22	82	48	854	8.3	21
08-09	81-0	1575	19.4	262-508	.496	182-210	.867	129	238	367	4.5	43	140-8	27	86	66	686	8.5	20
TOT	160-1	3131	19.6	498-1001	.498	354-407	.870	249	465	714	4.5	101	290-8	49	168	103	1340	8.4	21

Three-point FG: 07-08, 0-4 (.000) '08-09, 0-6 (.000) Total, 0-10 (.000)

YEAR	GP-GS	MIN	AVG	FGM-FGA	PCT	FTM-FTA	PCT	OFF	NBA Playoff Statistics			AST	PF-D	STL	TD	BLK	PTS	AVG	HI
									DEF	TOT	AVG								
07-08	5-0	133	28.8	17-36	.472	24-25	.960	20	14	34	6.8	2	12-0	3	3	3	58	11.6	19
08-09	10-0	192	19.2	33-60	.550	28-31	.903	13	20	41	4.1	7	22-0	7	4	4	94	9.4	17
TOT	15-0	325	21.7	50-96	.521	52-56	.929	33	42	75	5.8	9	34-0	10	7	7	152	10.1	19

Three-point FG: 07-08, 0-1 (.000) '08-09, None Attempted. Total, 0-1 (.000)

BELL, CHARLIE – 3

- 6-3 Guard • Michigan State '01 • Born 3/12/79 • Free agent signer 1/12/02 • Waived 2/21/02

YEAR	GP-GS	MIN	AVG	FGM-FGA	PCT	FTM-FTA	PCT	OFF	Rebounds			AST	PF-D	STL	TD	BLK	PTS	AVG	HI
									DEF	TOT	AVG								
01-02	2-0	2	1.0	0-8	.000	0-0	.000	0	1	1	0.5	0	0-0	0	0	0	0	0.0	0

Three-point FG: None Attempted.



BELL, RAJA - 11

• 6-5 Guard • Florida International '99 • Born 9/19/76 • Free agent signer 9/30/02 • Completed contract 5/30/03

YEAR	GP-GS	MIN	AVG	FGM-FGA	PCT	FTM-FTA	PCT	OFF	DEF	Rebounds		AST	PF-D	STL	TD	BLK	PTS	AVG	HI
										TOT	AVG								
02-03	75-32	1173	15.6	93-211	.411	23-34	.676	47	90	145	1.9	57	134-1	52	43	8	230	3.1	13

Three-point FG: 21-51 (.412).

NBA Playoff Statistics

YEAR	GP-GS	MIN	AVG	FGM-FGA	PCT	FTM-FTA	PCT	OFF	DEF	TOT	AVG	AST	PF-D	STL	TD	BLK	PTS	AVG	HI
02-03	17-7	305	17.9	40-73	.548	11-20	.550	13	38	51	3.0	27	41-0	5	6	0	97	5.7	16

Three-point FG: 6-13 (.462)

BEST, TRAVIS - 3

• 5-11 Guard • Georgia Tech '95 • Born 7/12/72 • Free agent signer 8/22/03 • Completed contract 5/1/04

YEAR	GP-GS	MIN	AVG	FGM-FGA	PCT	FTM-FTA	PCT	OFF	DEF	Rebounds		AST	PF-D	STL	TD	BLK	PTS	AVG	HI
										TOT	AVG								
03-04	61-1	762	12.5	64-172	.372	40-46	.870	17	51	68	1.1	112	66-9	31	33	4	171	2.8	13

Three-point FG: 3-20 (.150)

BLAB, UWE - 33

• 7-1 Center • D-1985 1st Rnd (17th overall) • Indiana '85 • Born 3/26/62 • Completed contract 4/89

YEAR	GP-GS	MIN	AVG	FGM-FGA	PCT	FTM-FTA	PCT	OFF	DEF	Rebounds		AST	PF-D	STL	TD	BLK	PTS	AVG	HI
										TOT	AVG								
85-86	48-0	409	8.5	44-94	.468	36-57	.632	25	86	91	1.9	17	65-0	3	28	12	124	2.6	14
86-87	30-0	160	5.3	20-51	.392	13-28	.464	11	25	36	1.2	13	33-0	4	15	9	63	1.8	7
87-88	73-1	668	9.0	58-132	.439	46-65	.708	52	82	134	1.8	35	108-1	8	49	29	162	2.2	12
88-89	37-0	208	5.6	24-52	.462	20-25	.800	11	33	44	1.2	12	36-0	3	14	13	68	1.8	10
TOT	188-1	1435	7.8	146-329	.444	115-185	.622	99	206	305	1.6	77	242-1	18	106	63	407	2.2	14

Three-point FG: None Attempted.

NBA Playoff Statistics

YEAR	GP-GS	MIN	AVG	FGM-FGA	PCT	FTM-FTA	PCT	OFF	DEF	TOT	AVG	AST	PF-D	STL	TD	BLK	PTS	AVG	HI
85-86	1-0	6	6.0	2-3	.667	0-0	---	0	1	1	1.0	0	1-0	0	0	0	4	4.0	4
86-87	1-0	10	10.0	1-1	1.000	1-4	.250	1	2	3	3.0	0	4-0	1	2	1	3	3.0	3
87-88	3-0	6	2.7	0-2	.000	2-2	1.000	1	0	1	0.3	1	1-0	0	1	0	2	0.7	2
TOT	5-0	24	4.8	3-6	.500	3-6	.500	2	3	5	1.0	1	6-0	1	3	1	9	1.8	4

Three-point FG: None Attempted.

BLACKMAN, ROLANDO - 22

• 6-6 Guard • D-1981 1st Rnd (9th overall) • Kansas State '81 • Born 2/26/59 • Traded to New York for 1995 first-round choice 6/24/92

YEAR	GP-GS	MIN	AVG	FGM-FGA	PCT	FTM-FTA	PCT	OFF	DEF	Rebounds		AST	PF-D	STL	TD	BLK	PTS	AVG	HI
										TOT	AVG								
81-82	82-16	1979	24.1	439-855	.513	212-276	.768	87	157	254	3.1	105	122-0	46	113	30	1091	13.3	27
82-83	75-82	2349	31.3	513-1042	.492	297-381	.780	108	185	293	3.9	185	116-0	37	118	29	1326	17.7	38
83-84	84-81	3025	37.3	721-1320	.546	372-458	.812	124	249	373	4.6	288	127-0	56	169	37	1815	22.4	43
84-85	81-80	2834	35.0	625-1230	.508	342-413	.828	107	193	300	3.7	289	96-0	61	162	18	1590	19.7	36
85-86	82-81	2787	34.0	677-1318	.514	404-483	.836	88	203	291	3.5	271	138-0	79	189	25	1762	21.5	46
86-87	80-80	2758	34.5	626-1264	.495	419-474	.884	96	182	278	3.5	266	142-0	64	174	21	1676	21.0	41
87-88	71-69	2580	36.3	497-1050	.473	331-379	.873	82	164	246	3.5	262	112-0	64	144	18	1325	18.7	32
88-89	78-78	2946	37.8	594-1249	.476	316-370	.854	70	203	273	3.5	288	137-0	65	165	20	1534	19.7	37
89-90	80-80	2934	36.7	626-1256	.498	287-340	.844	88	192	280	3.5	289	128-0	77	174	21	1552	19.4	35
90-91	80-80	2965	37.1	634-1316	.482	282-326	.865	63	193	256	3.2	301	153-0	69	159	19	1590	19.9	37
91-92	75-74	2527	33.7	535-1161	.461	239-266	.898	78	161	239	3.2	204	134-0	50	153	22	1374	18.3	31
TOT	865-781	29684	34.3	6487-13061	.497	3501-4166	.848	848	1801	2882	3.8	3083	3-6	2748	1405-0	668	1720	25.816543	45

Three-point FG: '81-82 1-4 (.250); '82-83 3-15 (.200); '83-84 1-11 (.091); '84-85 6-20 (.300); '85-86 4-29 (.138); '86-87 5-15 (.333); '87-88 0-5 (.000); '88-89 30-85 (.353); '89-90 13-43 (.302); '90-91 40-114 (.351); '91-92 65-169 (.385) Total: 168-510 (.329)

NBA PLAYOFF STATISTICS

YEAR	GP-GS	MIN	AVG	FGM-FGA	PCT	FTM-FTA	PCT	OFF	DEF	TOT	AVG	AST	PF-D	STL	TD	BLK	PTS	AVG	HI
83-84	10-10	397	39.7	83-175	.531	53-63	.841	15	26	41	4.1	40	15-0	6	24	4	239	23.9	31
84-85	4-4	189	42.3	47-92	.511	38-38	.947	11	15	26	6.5	19	8-0	2	14	2	131	32.8	43
85-86	10-10	371	37.1	83-167	.497	42-53	.792	15	28	35	3.5	32	28-1	8	28	1	208	20.8	28
86-87	4-4	153	38.3	36-73	.493	22-24	.917	4	18	14	3.5	17	7-0	2	8	0	94	23.5	27
87-88	17-17	672	38.5	126-261	.483	55-62	.887	26	29	55	3.2	77	28-0	15	25	3	307	18.1	31
89-90	3-3	127	42.3	24-54	.444	10-18	1.000	2	7	9	3.0	13	7-0	6	13	2	60	20.0	23
TOT	48-48	1889	39.4	409-822	.498	218-250	.872	73	107	180	3.8	198	91-1	38	104	12	1039	21.6	43



BOND, WALTER - 40

• 6-5 Guard • Minnesota '91 • Born 2/1/69 • Free agent signer 10/7/92 • Completed contract 4/93

YEAR	GP-GS	MIN	AVG	FGM-FGA	PCT	FTM-FTA	PCT	OFF	DEF	Rebounds		AST	PF-D	STL	TO	BLK	PTS	AVG	HI
										TOT	AVG								
92-93	74-38	1578	21.3	227-565	.402	129-167	.772	52	144	196	2.6	122	223-3	75	112	18	590	8.0	25

Three-point FG: 7-42 (.167)

BOOTH, CALVIN - 52

• 6-11 Center • Penn State '99 • Born 5/7/76
• Acquired from Washington with Juwan Howard and Obama Ekeze for Christian Laettner, Lov Vaught, Eton Thomas, Hubert Davis, Courtney Alexander and cash 2/22/01
• Contract complete 5/01 • Acquired from Seattle for Danny Fortson 7/26/04 • Traded to Milwaukee with Alan Henderson for Keith Van Horn 2/24/05

YEAR	GP-GS	MIN	AVG	FGM-FGA	PCT	FTM-FTA	PCT	OFF	DEF	Rebounds		AST	PF-D	STL	TO	BLK	PTS	AVG	HI
										TOT	AVG								
00-01	15-7	293	19.5	46-84	.548	20-33	.606	24	48	72	4.8	19	55-0	12	17	30	112	7.5	12
04-05	34-1	262	7.7	34-79	.430	14-16	.875	16	42	50	1.7	4	55-0	11	8	16	82	2.4	10
TOT	49-8	555	11.3	80-163	.491	34-49	.694	40	130	130	2.7	23	110-0	23	25	46	194	4.0	12

Three-point FG: '00-01, None Attempted; '04-05, 0-1 (.000); Total, 0-1 (.000)

NBA PLAYOFF STATISTICS

YEAR	GP-GS	MIN	AVG	FGM-FGA	PCT	FTM-FTA	PCT	OFF	DEF	Rebounds		AST	PF-D	STL	TO	BLK	PTS	AVG	HI
										TOT	AVG								
2001	10-0	137	13.7	15-37	.405	8-8	.889	16	12	28	2.8	2	29-0	7	4	6	38	3.8	16

Three-point FG: None Attempted.

BOYNES, WINFORD - 6

• 6-7 Guard • Dispersal choice from New Jersey • San Francisco '79 • Born 5/17/57 • Waived 2/19/81

YEAR	GP-GS	MIN	AVG	FGM-FGA	PCT	FTM-FTA	PCT	OFF	DEF	Rebounds		AST	PF-D	STL	TO	BLK	PTS	AVG	HI
										TOT	AVG								
80-81	44-17	757	17.2	121-313	.387	45-55	.818	24	51	75	1.7	37	79-1	23	69	16	287	6.5	22

Three-point FG: None Attempted.

BRADLEY, SHAWN - 44

• 7-8 Center • Brigham Young '85 • Born 3/22/72
• Acquired from New Jersey with Ed O'Bannon, Robert Park and Khalid Reeves for Sam Cassell, Chris Gatlin, Jim Jackson, George McCloud and Eric Montross 2/17/97 • Waived 9/18/05

YEAR	GP-GS	MIN	AVG	FGM-FGA	PCT	FTM-FTA	PCT	OFF	DEF	Rebounds		AST	PF-D	STL	TO	BLK	PTS	AVG	HI
										TOT	AVG								
96-97	33-32	1060	32.1	207-449	.461	68-106	.642	103	183	286	8.7	32	115-3	17	78	88	482	14.6	32
97-98	64-46	1822	28.5	300-711	.422	130-180	.722	154	354	518	8.1	50	214-9	51	95	214	731	11.4	26
98-99	49-33	1294	26.4	167-348	.480	85-115	.748	130	252	392	8.0	40	153-2	35	58	159	420	8.6	20
99-00	77-54	1901	24.7	266-555	.479	114-149	.765	160	337	497	6.5	60	260-7	71	74	190	647	8.4	28
00-01	82-35	2001	24.4	219-447	.490	140-178	.787	150	448	608	7.4	38	256-6	36	88	228	579	7.1	22
01-02	63-16	767	14.3	78-183	.429	59-64	.922	53	123	176	3.3	20	128-3	28	25	84	215	4.1	15
02-03	81-39	1731	21.4	201-375	.536	141-175	.806	151	325	478	5.9	54	242-5	85	87	170	643	6.7	16
03-04	66-5	773	11.7	89-188	.473	41-49	.837	72	101	173	2.6	20	130-1	33	17	74	219	3.3	13
04-05	77-14	682	11.5	84-186	.452	43-63	.683	70	144	214	2.8	15	153-1	25	33	63	211	2.7	15
TOT	582-274	12221	21.0	1611-3422	.471	822-1079	.782	1063	2277	3340	5.7	339	1851-37	381	526	1250	4047	7.0	32

Three-point FG: '96-97, 0-3 (.000); '97-98, 1-3 (.333); '98-99, 0-4 (.000); '99-00, 1-5 (.200); 00-01, 1-6 (.167); 01-02, 0-1 (.000); 02-03, 0-1 (.000); 03-04, 0-1 (.000); Total, 3-24 (.125)

NBA Playoff Statistics

YEAR	GP-GS	MIN	AVG	FGM-FGA	PCT	FTM-FTA	PCT	OFF	DEF	Rebounds		AST	PF-D	STL	TO	BLK	PTS	AVG	HI
										TOT	AVG								
00-01	10-10	258	25.8	27-51	.529	10-13	.769	24	47	71	7.1	5	37-1	4	18	30	84	8.4	10
01-02	7-0	25	3.8	3-8	.375	0-0	.000	1	4	5	0.7	0	9-0	0	1	1	8	0.9	2
02-03	17-7	248	14.5	20-50	.400	9-12	.750	23	42	65	3.8	5	48-2	3	15	14	49	2.9	7
03-04	2-0	3	1.5	0-8	.000	0-0	.000	0	0	0	0.0	0	1-0	0	0	0	0	0.0	0
04-05	7-0	27	3.9	4-6	.667	1-2	.500	4	2	6	0.9	0	7-0	0	0	2	9	1.3	5
TOT	43-17	557	13.0	54-113	.478	21-27	.778	52	95	147	3.4	10	102-3	7	26	47	128	3.0	10

Three-point FG: '02-03, 0-1 (.000); Total, 0-1 (.000)

BREWER, COREY - 13

• 6-9 Forward • Florida • Born 3/5/86 • Free agent signer 3/3/11 • Traded to Denver along with Rudy Fernandez for a second-round draft pick in 2016 12/13/11

YEAR	GP-GS	MIN	AVG	FGM-FGA	PCT	FTM-FTA	PCT	OFF	DEF	Rebounds		AST	PF-D	STL	TO	BLK	PTS	AVG	HI
										TOT	AVG								
10-11	13-2	148	11.4	25-51	.490	15-21	.714	12	11	23	1.8	12	25-0	11	10	2	89	6.3	20

Three-point FG: 4-13 (.308)

NBA PLAYOFF STATISTICS

YEAR	GP-GS	MIN	AVG	FGM-FGA	PCT	FTM-FTA	PCT	OFF	DEF	Rebounds		AST	PF-D	STL	TO	BLK	PTS	AVG	HI
										TOT	AVG								
2011	6-0	23	3.8	4-9	.444	0-0	.000	0	2	2	0.3	1	5-0	4	2	0	9	1.5	5

Three-point FG: 1-3 (.333)



BRISTOW, ALLAN – 23

• 6-7 Forward • Virginia Tech '73 • Born 8/23/51 • Acquired from Utah with Wayne Cooper for G. Robinson 8/20/81 • Completed contract 4/83

YEAR	GP-GS	MIN	AVG	FGM-FGA			FTM-FTA		PCT	OFF	DEF	Rebounds		AST	PF-D	STL	TO	BLK	PTS	AVG	HI
				PCT	FGA	PCT	FTA	TOT				AVG									
81-82	82-54	20:35	24.8	218-499	.437	134-164	.817	119	220	339	5.5	448	222-2	85	185	8	573	7.0	18		
82-83	37-0	37:1	10.0	44-99	.444	10-14	.714	24	35	58	1.9	70	46-0	6	31	1	104	2.8	10		
TOT	119-54	24:06	20.2	262-598	.438	144-178	.809	143	255	398	4.4	518	268-2	71	196	7	677	5.7	16		

Three-point FG: '81-82, 3-18 (.167); '82-83, 6-13 (.462) Total, 9-31 (.290)

BROOKS, SCOTT – 1

• 5-11 Guard • Cal-Irvine '87 • Born 7/31/65
• Acquired from Houston for Madlon Wiley and the Mavericks' 1995 second-round draft pick 2/23/95 • Rights renounced 7/17/96

YEAR	GP-GS	MIN	AVG	FGM-FGA			FTM-FTA		PCT	OFF	DEF	Rebounds		AST	PF-D	STL	TO	BLK	PTS	AVG	HI
				PCT	FGA	PCT	FTA	TOT				AVG									
94-95	31-06	22	20.1	81-210	.433	46-58	.793	13	40	53	1.7	94	30	42-9	26	33	3	295	7.9	21	
95-96	69-0	7:16	10.4	134-233	.667	59-88	.855	11	38	41	0.6	100	14	53-9	42	43	3	362	5.1	18	
TOT	100-0	13:38	13.4	225-503	.447	105-127	.827	24	78	94	0.9	194	19	95-9	68	76	6	657	6.0	21	

Three-point FG: '94-95, 17-52 (.327); '95-96, 25-62 (.403) Total 42-114 (.368)

BROWN, CHUCKY – 6

• 6-8 Forward • North Carolina State '89 • Born 2/29/68 • Free agent signed 11/11/93 • Waived 11/23/93

YEAR	GP-GS	MIN	AVG	FGM-FGA			FTM-FTA		PCT	OFF	DEF	Rebounds		AST	PF-D	STL	TO	BLK	PTS	AVG	HI
				PCT	FGA	PCT	FTA	TOT				AVG									
83-84	1-0	10	18.0	1-1	1.000	1-1	1.000	0	1	1	1.0	0	2-0	0	0	0	0	3	3.0	3	

Three-point FG: None Attempted.

BRYANT, MARK – 2

• 6-9 Forward • Seion Hall '88 • Born 4/25/65 • Signed as a free agent 11/28/00 • Completed contract 5/01

YEAR	GP-GS	MIN	AVG	FGM-FGA			FTM-FTA		PCT	OFF	DEF	Rebounds		AST	PF-D	STL	TO	BLK	PTS	AVG	HI
				PCT	FGA	PCT	FTA	TOT				AVG									
00-01	18-1	18:1	5.6	8-20	.400	3-5	.600	4	17	21	1.2	3	28-1	1	5	2	19	1.1	6		

Three-point FG: None Attempted.

NBA PLAYOFF STATISTICS																				
YEAR	GP-GS	MIN	AVG	FGM-FGA	PCT	FTM-FTA	PCT	OFF	DEF	TOT	AVG	AST	PF-D	STL	TO	BLK	PTS	AVG	HI	
00-01	4-0	34	8.5	1-2	.500	0-0	.000	3	3	6	1.5	0	8-1	1	1	0	2	0.5	2	

Three-point FG: None Attempted.

BRYANT, WALLACE – 55

• 7-9 Center • San Francisco '82 • Born 7/14/59 • Acquired from Chicago for 1986 second-round choice 9/14/84 • Waived 11/26/85

YEAR	GP-GS	MIN	AVG	FGM-FGA			FTM-FTA		PCT	OFF	DEF	Rebounds		AST	PF-D	STL	TO	BLK	PTS	AVG	HI
				PCT	FGA	PCT	FTA	TOT				AVG									
84-85	68-35	8:00	15.4	87-148	.588	30-44	.682	74	187	241	4.3	84	110-1	21	46	24	184	2.9	14		
85-86	9-8	15:4	17.1	11-30	.367	6-11	.545	9	24	33	3.7	11	26-2	3	7	2	28	3.1	7		
TOT	85-43	10:14	16.8	78-178	.438	36-55	.655	83	191	274	4.2	95	136-3	24	53	26	192	3.0	14		

Three-point FG: None Attempted.

NBA PLAYOFF STATISTICS																				
YEAR	GP-GS	MIN	AVG	FGM-FGA	PCT	FTM-FTA	PCT	OFF	DEF	TOT	AVG	AST	PF-D	STL	TO	BLK	PTS	AVG	HI	
84-85	2-1	38	18.0	0-1	.000	2-2	1.000	1	8	7	3.5	1	6-0	1	2	1	2	1.0	2	

Three-point FG: None Attempted.

BUCKNER, GREG – 21 (1999-00 THROUGH 2001-02) – 1 (2006-07)

• 6-4 Guard/Forward • D-1990 2nd round (53rd overall) • Clemson '98 • Born 9/16/76
 • Completed contract 5/02 • Signed as a free agent 7/13/06 • Traded to Minnesota for Trenton Hassel 9/28/07 • Acquired from Memphis for Jerry Stackhouse and cash considerations a second-round pick and cash considerations from Toronto to Memphis and Medo Turkoglu from Orlando to Toronto for cash considerations from Dallas and Toronto in a deal that also sent Kris Humphries, Nathan Jawai, Shawn Marion and cash considerations from Toronto to Dallas for Antoine Wright and Devean George 7/9/09 • Waived 9/14/09

--- Rebounds ---

YEAR	GP-GS	MIN	AVG	FGM-FGA	PCT	FTM-FTA	PCT	OFF	DEF	TOT	AVG	AST	PF-D	STL	TO	BLK	PTS	AVG	HI
99-00	48-1	923	19.2	111-223	.476	43-63	.683	56	118	174	3.6	55	148-1	38	36	20	275	5.7	25
00-01	37-9	820	22.2	84-192	.438	59-81	.728	60	96	157	4.2	49	118-2	33	27	9	229	6.2	15
01-02	44-16	885	20.1	104-198	.525	40-58	.690	67	106	173	3.9	48	124-1	31	27	19	253	5.8	18
06-07	76-11	1372	18.1	123-299	.411	27-34	.794	35	123	158	2.1	70	152-0	47	40	7	305	4.0	17
TOT	205-37	4000	19.5	422-912	.463	169-236	.716	218	443	661	3.2	222	276-4	149	130	55	1062	5.2	25

Three-point FG: 99-00, 10-26 (.385); 00-01, 2-7 (.286); 01-02, 5-16 (.313); 06-07, 32-103 (.311). Total, 49-152 (.322)

NBA PLAYOFF STATISTICS

YEAR	GP-GS	MIN	AVG	FGM-FGA	PCT	FTM-FTA	PCT	OFF	DEF	TOT	AVG	AST	PF-D	STL	TO	BLK	PTS	AVG	HI
00-01	5-0	75	15.0	11-23	.478	7-10	.700	0	13	21	4.2	3	12-0	5	2	0	30	6.0	14
01-02	7-0	105	15.0	12-25	.480	3-4	.750	13	13	26	3.7	4	15-0	3	3	1	27	3.9	8
06-07	6-0	44	7.3	0-7	.000	1-2	.500	2	4	6	1.0	2	7-0	2	2	1	1	0.2	1
TOT	18-0	242	13.4	23-55	.418	11-16	.688	23	30	53	2.9	8	34-0	10	7	2	58	3.2	14

Three-point FG: 00-01, 1-3 (.333); 01-02, 0-1 (.000); 06-07, 0-4 (.000). Total, 1-8 (.125)

BUTLER, CARON – 4

• 6-7 Forward • Connecticut • Born 3/13/80 • Acquired from Washington along with Brendan Haywood, DeShawn Stevenson and cash considerations in exchange for Josh Howard, Drew Gooden, Quinton Ross and James Singleton 2/13/10

--- Rebounds ---

YEAR	GP-GS	MIN	AVG	FGM-FGA	PCT	FTM-FTA	PCT	OFF	DEF	TOT	AVG	AST	PF-D	STL	TO	BLK	PTS	AVG	HI
09-10	27-27	930	34.4	157-357	.440	79-104	.760	36	109	145	5.4	49	67-0	48	47	9	410	15.2	27
10-11	28-28	867	28.9	170-378	.450	68-88	.773	22	96	118	4.1	46	58-0	28	49	8	436	15.0	30
TOT	56-56	1797	32.1	327-735	.449	147-192	.766	58	205	263	4.7	95	126-0	76	96	17	846	15.1	30

Three-point FG: 09-10, 17-50 (.340); 10-11, 28-65 (.431). Total, 45-115 (.391)

NBA PLAYOFF STATISTICS

YEAR	GP-GS	MIN	AVG	FGM-FGA	PCT	FTM-FTA	PCT	OFF	DEF	TOT	AVG	AST	PF-D	STL	TO	BLK	PTS	AVG	HI
09-10	6-6	202	33.7	43-99	.434	25-27	.926	3	32	35	5.8	8	16-0	9	15	5	118	19.7	35

Three-point FG: 7-23 (.304)

BYRNES, MARTY – 45

• 6-7 Forward • Dispersal choice from Los Angeles Lakers • Syracuse '78 • Born 4/30/56 • Completed contract 3/81

--- Rebounds ---

YEAR	GP-GS	MIN	AVG	FGM-FGA	PCT	FTM-FTA	PCT	OFF	DEF	TOT	AVG	AST	PF-D	STL	TO	BLK	PTS	AVG	HI
80-81	72-18	1380	18.9	218-451	.479	120-157	.764	74	183	177	2.5	113	126-0	29	81	17	581	7.8	25

Three-point FG: 0-20 (.450)

CALDWELL, ADRIAN – 51

• 6-9 Forward • Lamar '89 • Born 7/4/66 • Free agent signer 10/21/97 • Waived 11/3/97

--- Rebounds ---

YEAR	GP-GS	MIN	AVG	FGM-FGA	PCT	FTM-FTA	PCT	OFF	DEF	TOT	AVG	AST	PF-D	STL	TO	BLK	PTS	AVG	HI
97-98	1-0	3	3.0	0-0	.000	0-0	.000	0	0	0	.000	0	0-0	0	0	0	0	0	0

Three-point FG: None Attempted.

CAMBRIDGE, DEXTER – 30

• 6-7 Forward • Texas '92 • Born 1/29/70 • Free agent signer 8/24/92 • Declined to exercise option 7/1/93

--- Rebounds ---

YEAR	GP-GS	MIN	AVG	FGM-FGA	PCT	FTM-FTA	PCT	OFF	DEF	TOT	AVG	AST	PF-D	STL	TO	BLK	PTS	AVG	HI
92-93	53-13	885	18.7	151-312	.484	88-99	.887	88	79	167	3.2	58	128-1	24	63	8	370	7.0	16

Three-point FG: 0-4 (.000)

CAMPBELL, TONY – 19

• 6-7 Forward/Guard • Ohio State '84 • Born 5/7/62 • Acquired from New York with 1997 first-round choice for Derek Harper 1/6/94 • Rights renounced 9/2/94

--- Rebounds ---

YEAR	GP-GS	MIN	AVG	FGM-FGA	PCT	FTM-FTA	PCT	OFF	DEF	TOT	AVG	AST	PF-D	STL	TO	BLK	PTS	AVG	HI
93-94	41-3	835	20.4	164-384	.427	64-83	.771	48	78	126	3.1	51	75-0	30	55	14	398	9.7	22

Three-point FG: 6-25 (.240)

CARR, AUSTIN – 34

• 6-4 Guard • Dispersal choice from Cleveland • Notre Dame '71 • Born 3/10/46 • Traded to Washington for future considerations 11/6/89

--- Rebounds ---

YEAR	GP-GS	MIN	AVG	FGM-FGA	PCT	FTM-FTA	PCT	OFF	DEF	TOT	AVG	AST	PF-D	STL	TO	BLK	PTS	AVG	HI
80-81	8-0	77	9.6	7-28	.250	2-4	.500	4	5	9	1.1	9	10-0	1	9	0	16	2.0	5

Three-point FG: None Attempted.

CARROLL, MATT — 13

• 6-6 Guard • Notre Dame '03 • Born 8/28/80 • Acquired along with Ryan Hollins from Charlotte in exchange for DeSagana Diop (1/16/09) • Traded along with Erick Dampier and Eduardo Najera to Charlotte in exchange for Tyson Chandler and Alexis Ajinca.

YEAR	GP-GS	MIN	AVG	FGM-FGA	PCT	FTM-FTA	PCT	OFF	Rebounds			AST	PF-D	STL	TD	BLK	PTS	AVG	HI
									DEF	TOT	AVG								
08-09	21-0	141	6.7	9-33	.273	6-6	1.000	2	12	14	0.7	3	14-0	3	7	1	25	1.2	6
09-10	25-0	121	4.8	18-50	.360	6-6	1.000	4	8	12	0.5	6	13-0	5	7	0	46	1.8	7
TOT	46-0	262	6.7	27-83	.325	12-12	1.000	6	20	26	0.6	9	27-0	8	14	1	71	1.5	7

Three-point FG: 08-09, 1-8 (.125); 09-10, 4-19 (.211); Total, 6-27 (.185).

NBA Playoff Statistics

YEAR	GP-GS	MIN	AVG	FGM-FGA	PCT	FTM-FTA	PCT	OFF	Rebounds			AST	PF-D	STL	TD	BLK	PTS	AVG	HI
									DEF	TOT	AVG								
08-09	4-0	14	3.5	1-2	.500	0-0	—	0	2	2	0.5	0	1-0	0	1	0	2	0.5	2
09-10	1-0	5	5.0	1-1	1.000	0-0	—	0	1	1	1.0	0	0-0	0	0	0	2	2.0	2
TOT	5-0	19	3.8	2-3	.667	0-0	—	0	3	3	0.6	0	1-0	0	1	0	4	0.8	2

Three-point FG: None Attempted.

CASSELL, SAM — 10

• 6-3 Guard • Florida State '93 • Born 11/18/69
 • Acquired from Phoenix with Michael Finney, A.C. Green and a second-round draft choice in '98 for Jason Kidd, Loren Meyer and Tony Dumas 12/26/96
 • Traded to New Jersey with Chris Gatling, Jim Jackson, George McCloud and Eric Montross for Shawn Bradley, Ed O'Gannon, Robert Pack and Khari Reeves 2/17/97

YEAR	GP-GS	MIN	AVG	FGM-FGA	PCT	FTM-FTA	PCT	OFF	Rebounds			AST	PF-D	STL	TD	BLK	PTS	AVG	HI
									DEF	TOT	AVG								
96-97	16-13	398	24.9	70-165	.424	42-50	.840	14	38	58	3.6	57	48-2	17	41	8	197	12.3	21

Three-point FG: 15-49 (.306)

CEBALLOS, CEDRIC — 23

• 6-7 Forward • Cal State Fullerton '90 • Born 8/2/69
 • Acquired from Phoenix for Dennis Scott 2/18/98 • Traded to Detroit with John Wallace, Eric Murdock and cash for Christian Laettner and Terry Mills 8/29/00

YEAR	GP-GS	MIN	AVG	FGM-FGA	PCT	FTM-FTA	PCT	OFF	Rebounds			AST	PF-D	STL	TD	BLK	PTS	AVG	HI
									DEF	TOT	AVG								
97-98	12-9	364	30.3	75-157	.478	47-61	.770	24	48	72	6.0	25	29-0	11	33	8	203	16.9	25
98-99	13-5	352	27.1	59-140	.421	34-49	.694	23	62	85	6.5	12	23-1	7	20	5	183	12.5	26
99-00	69-25	2064	29.9	447-1002	.446	209-248	.843	172	280	462	6.7	90	165-3	55	125	24	1147	16.6	39
TOT	94-39	2780	29.6	581-1299	.447	290-358	.810	219	400	619	6.6	127	217-4	74	186	37	1513	16.1	39

Three-point FG: '97-'98, 6-20 (.300); '98-'99, 11-28 (.393); '99-'00, 44-134 (.328); Total, 61-182 (.335)

CHANDLER, TYSON — 6

• 7-1 Center • Dominguez HS (CA) • Born 10/2/83 • Acquired from Charlotte along with Alexis Ajinca in exchange for Erick Dampier, Matt Carroll and Eduardo Najera 7/13/10

YEAR	GP-GS	MIN	AVG	FGM-FGA	PCT	FTM-FTA	PCT	OFF	Rebounds			AST	PF-D	STL	TD	BLK	PTS	AVG	HI
									DEF	TOT	AVG								
10-11	74-74	2059	27.8	266-407	.654	216-295	.732	206	486	692	8.4	32	240-4	36	88	80	748	10.1	18

Three-point FG: None Attempted

NBA PLAYOFF STATISTICS

YEAR	GP-GS	MIN	AVG	FGM-FGA	PCT	FTM-FTA	PCT	OFF	Rebounds			AST	PF-D	STL	TD	BLK	PTS	AVG	HI
									DEF	TOT	AVG								
2011	21-21	680	32.4	57-98	.582	53-78	.679	79	114	193	9.2	8	77-2	13	14	19	167	8.0	15

Three-point FG: None Attempted.

CHRISTIE, DOUG — 13

• 6-7 Guard/Forward • Peppertine • Born 5/9/70 • Free agent signed 8/19/05 • Waived 11/25/05

YEAR	GP-GS	MIN	AVG	FGM-FGA	PCT	FTM-FTA	PCT	OFF	Rebounds			AST	PF-D	STL	TD	BLK	PTS	AVG	HI
									DEF	TOT	AVG								
05-06	7-7	185	26.4	9-26	.346	22-29	.759	8	23	31	1.9	14	10-0	8	6	1	26	3.7	8

Three-point FG: 0-1 (.000)

COOPER, WAYNE — 43

• 6-10 Center • New Orleans '78 • Born 11/16/56
 • Acquired from Utah with Allan Brinstow for Bill Robinson 8/20/81 • Traded to Portland with 1985 first-round choice for Kelvin Ransey 6/28/82

YEAR	GP-GS	MIN	AVG	FGM-FGA	PCT	FTM-FTA	PCT	OFF	Rebounds			AST	PF-D	STL	TD	BLK	PTS	AVG	HI
									DEF	TOT	AVG								
81-82	76-38	1818	23.9	281-668	.420	119-160	.744	200	350	550	7.2	115	285-10	37	88	106	682	9.0	22

Three-point FG: 1-8 (.125)

CROSKERE, AUSTIN – 42

• 6-10 Forward • Providence '97 • Born 5/1/75 • Acquired from Indiana for Marquis Daniels 7/12/06 • Completed contract 6/07

YEAR	GP-GS	MIN	AVG	FGM-FGA	PCT	FTM-FTA	PCT	OFF	DEF	Rebounds		AST	PF-D	STL	TO	BLK	PTS	AVG	HI
										TOT	AVG								
06-07	61-2	727	11.9	78-222	.351	45-52	.865	33	153	106	3.0	44	68-0	14	33	6	227	3.7	34

Three-point FG: 26-91 (.286).

NBA PLAYOFF STATISTICS

YEAR	GP-GS	MIN	AVG	FGM-FGA	PCT	FTM-FTA	PCT	OFF	DEF	TOT	AVG	AST	PF-D	STL	TO	BLK	PTS	AVG	HI
08-07	3-0	34	11.3	4-12	.333	4-4	1.000	3	3	6	2.0	0	5-0	0	2	0	15	5.0	9

Three-point FG: 3-4 (.750).

CUMMINGS, PAT – 42

• 6-9 1/2 Center/Forward • Cincinnati '79 • Born 7/11/56
 • Acquired from Milwaukee for 1982 second-round choice 6/28/82
 • Signed as free agent by New York 7/12/84 Dallas received N.Y.'s 1985 third and 1986 second-round choices for not exercising right of first refusal

YEAR	GP-GS	MIN	AVG	FGM-FGA	PCT	FTM-FTA	PCT	OFF	DEF	Rebounds		AST	PF-D	STL	TO	BLK	PTS	AVG	HI
										TOT	AVG								
82-83	81-71	2317	28.6	433-878	.493	148-196	.755	225	443	668	8.2	144	296-9	57	162	35	1014	12.5	27
83-84	80-80	2492	31.2	452-915	.494	141-190	.742	151	507	658	8.2	158	282-2	64	146	23	1045	13.1	28
TOT	161-151	4809	29.9	885-1793	.494	289-386	.749	376	950	1326	8.2	302	578-11	121	308	58	2059	12.8	28

Three-point FG: '82-83, 0-1 (.000); '83-84, 0-2 (.000); Total, 0-3 (.000)

NBA PLAYOFF STATISTICS

YEAR	GP-GS	MIN	AVG	FGM-FGA	PCT	FTM-FTA	PCT	OFF	DEF	TOT	AVG	AST	PF-D	STL	TO	BLK	PTS	AVG	HI
83-84	10-10	380	30.0	47-115	.409	14-15	.933	26	48	72	7.2	15	30-0	4	9	2	108	10.8	18

Three-point FG: None Attempted.

CURCIC, RADISAV – 44

• 6-10 Center • Serbia • Born 9/26/85 • Free agent signed 10/15/92 • Completed contract 4/93

YEAR	GP-GS	MIN	AVG	FGM-FGA	PCT	FTM-FTA	PCT	OFF	DEF	Rebounds		AST	PF-D	STL	TO	BLK	PTS	AVG	HI
										TOT	AVG								
92-93	20-0	168	8.3	16-41	.390	26-36	.722	17	32	49	2.5	12	30-0	7	8	2	68	2.9	11

Three-point FG: None Attempted.

CURLEY, BILL – 31

• 6-9 Forward • Boston College '84 • Born 5/29/72
 • Acquired from Golden State with Howard Eisley from Utah and Dana Barros from Boston in a four-team trade that sent Bruno Sundov to Utah and Robert Pack and John Williams and cash to Boston 8/16/00
 • Waived 11/28/00

YEAR	GP-GS	MIN	AVG	FGM-FGA	PCT	FTM-FTA	PCT	OFF	DEF	Rebounds		AST	PF-D	STL	TO	BLK	PTS	AVG	HI
										TOT	AVG								
00-01	5-0	15	3.0	1-4	.250	1-4	.250	0	0	0	0.0	0	4-0	1	2	1	3	0.6	2

Three-point FG: 0-1 (.000).

DAMPIER, ERICK – 25

• 6-11 Center • Mississippi State '86 • Born 7/14/75
 • Acquired from Golden State with Evan Eschmeyer, Dan Dickau and the draft rights to Steve Logan in exchange for Christian Laettner, Eduardo Nájera, two future first-round draft picks, cash considerations and the rights to both Luis Flores and Mladen Sekulacic (8/24/08) • Traded along with Matt Carroll and Eduardo Nájera to Charlotte in exchange for Tyson Chandler and Alexis Ajinca

YEAR	GP-GS	MIN	AVG	FGM-FGA	PCT	FTM-FTA	PCT	OFF	DEF	Rebounds		AST	PF-D	STL	TO	BLK	PTS	AVG	HI				
										TOT	AVG												
04-05	58-56	1609	27.3	282-367	.550	138-228	.605	183	318	501	8.5	61	205-2	15	102	88	642	8.2	19				
05-06	82-36	1934	23.8	171-347	.493	127-215	.591	273	387	640	7.8	51	263-3	27	116	108	468	5.7	17				
06-07	78-73	1915	25.2	209-334	.626	119-191	.623	217	349	566	7.4	44	239-3	24	107	82	537	7.1	22				
07-08	72-64	1755	24.4	178-277	.643	84-146	.575	207	332	539	7.5	63	226-6	24	80	106	440	6.1	22				
08-09	80-80	1836	23.0	182-280	.650	90-141	.638	216	349	565	7.1	77	191-2	24	74	96	454	5.7	18				
09-10	55-47	1280	23.3	133-213	.624	61-181	.604	128	272	400	7.3	31	153-8	15	61	77	328	6.0	20				
TOT	424	356	10329	24.4	1075	1818	591	619	1022	606	1224	1987	3211	7.6	317	1277	16	129	539	546	2770	6.5	22

Three-point FG: 04-05, 0-1 (.000); 05-06, 0-1 (.000); 06-07, None Attempted; 07-08, None Attempted; 08-09, None Attempted; 09-10, 1-3 (.333); Total, 1-5 (.200)

NBA PLAYOFF STATISTICS

YEAR	GP-GS	MIN	AVG	FGM-FGA	PCT	FTM-FTA	PCT	OFF	DEF	TOT	AVG	AST	PF-D	STL	TO	BLK	PTS	AVG	HI
04-05	13-13	308	23.7	40-67	.597	11-28	.393	51	48	97	7.5	7	54-2	7	12	18	91	7.0	15
05-06	19-2	454	23.9	34-63	.540	27-44	.614	55	72	127	6.7	8	75-2	11	12	24	85	5.0	14
06-07	6-2	38	7.6	2-3	.667	1-2	.500	8	8	17	3.4	1	9-0	0	4	0	5	1.0	3
07-08	6-5	95	18.0	7-17	.412	4-10	.400	12	8	21	4.2	0	15-0	1	3	3	18	3.6	6
08-09	10-10	255	25.5	22-36	.611	13-21	.619	25	38	61	6.1	7	41-1	4	19	9	57	5.7	11
09-10	5-4	118	23.6	8-8	.800	5-12	.417	18	15	33	6.6	3	19-0	1	6	5	5	1.0	6
TOT	67-36	1268	22.2	105-194	.541	61-117	.521	169	187	356	6.2	24	213-6	24	56	59	271	4.8	15

Three-point FG: 04-05, 0-3 (.000); 05-06, None Attempted; 06-07, None Attempted; 07-08, None Attempted; 08-09, None Attempted; 09-10, None Attempted; Total, 0-2 (.000)



DANILOVIC, SASHA - 5

• 6-6 Guard • Born 2/26/70 • Acquired from Miami with Kurt Thomas and Martin Muirsepp for Jamal Mashburn 2/14/97 • Exercised option for free agency on 6/1/97 forgoing the final two years of contract

Table with columns: YEAR, GP-GS, MIN, AVG, FGM-FGA, PCT, FTM-FTA, PCT, OFF, DEF, TOT, AVG, AST, PF-D, STL, TO, BLK, PTS, AVG, HI. Includes 'Rebounds' sub-header and 'Three-point FG: 22-80 (.367)'.

DANIELS, MARQUIS - 6

• 6-5 Guard • Auburn • Born 1/7/81 • Rookie free agent signed 7/29/03 • Re-signed 7/14/04 • Traded to Indiana for Austin Croshere 7/12/06

Table with columns: YEAR, GP-GS, MIN, AVG, FGM-FGA, PCT, FTM-FTA, PCT, OFF, DEF, TOT, AVG, AST, PF-D, STL, TO, BLK, PTS, AVG, HI. Includes 'Rebounds' sub-header and 'Three-point FG: '03-04, 11-36 (.306); '04-05, 7-35 (.206); '05-06, 4-19 (.211). Total, 22-80 (.244)'.

NBA Playoff Statistics

Table with columns: YEAR, GP-GS, MIN, AVG, FGM-FGA, PCT, FTM-FTA, PCT, OFF, DEF, TOT, AVG, AST, PF-D, STL, TO, BLK, PTS, AVG, HI. Includes 'Three-point FG: '03-04, 1-7 (.143); '04-05, 1-6 (.167); '05-06, 2-5 (.400). Total, 4-18 (.222)'.

DANTLEY, ADRIAN - 4

• 6-5 Forward • Notre Dame '77 • Born 2/28/56 • Acquired from Detroit with 1991 first-round choice for Mark Aguirre 2/15/89 • Waived 5/2/90

Table with columns: YEAR, GP-GS, MIN, AVG, FGM-FGA, PCT, FTM-FTA, PCT, OFF, DEF, TOT, AVG, AST, PF-D, STL, TO, BLK, PTS, AVG, HI. Includes 'Rebounds' sub-header and 'Three-point FG: '88-89, 0-1 (.000); '89-90, 0-2 (.000). Total, 0-3 (.000)'.

DAVIS, BRAD - 15

• 6-3 Guard • Maryland '78 • Born 12/17/56 • Free agent signed 12/2/80 • Retired 4/92

Table with columns: YEAR, GP-GS, MIN, AVG, FGM-FGA, PCT, FTM-FTA, PCT, OFF, DEF, TOT, AVG, AST, PF-D, STL, TO, BLK, PTS, AVG, HI. Includes 'Rebounds' sub-header and 'Three-point FG: '80-81, 3-17 (.176); '81-82, 14-49 (.286); '82-83, 11-43 (.256); '83-84, 7-38 (.184); '84-85, 47-115 (.409); '85-86, 32-89 (.360); '86-87, 32-106 (.302); '87-88, 30-74 (.405); '88-89, 32-102 (.314); '89-90, 35-104 (.337); '90-91, 22-85 (.259); '91-92, 5-18 (.278). Total, 270-840 (.321)'.

NBA PLAYOFF STATISTICS

Table with columns: YEAR, GP-GS, MIN, AVG, FGM-FGA, PCT, FTM-FTA, PCT, OFF, DEF, TOT, AVG, AST, PF-D, STL, TO, BLK, PTS, AVG, HI. Includes 'DNP - Injured Right Hamstring' and 'Three-point FG: '83-84, 0-2 (.000); '84-85, 3-8 (.375); '85-86, 0-15 (.067); '86-87, 0-2 (.000); '87-88, 1-5 (.200). Total, 4-32 (.438)'.



DAVIS, HUBERT - 24

• 6-4 Guard • North Carolina '92 • Born 5/17/70 • Free agent signer 9/4/97 • Re-signed 8/1/00
• Traded with Christian Laettner, Loy Vaught, Courtney Alexander, Etan Thomas and cash to Washington for Jovan Howard, Calvin Booth and Obinna Ekezie 2/22/01

YEAR	GP-GS	MIN	AVG	FGM-FGA	PCT	FTM-FTA	PCT	OFF	DEF	Rebounds		AVG	AST	PF-D	STL	TD	BLK	PTS	AVG	HI
										TOT	AVG									
97-98	81-30	2378	29.4	350-767	.456	97-116	.836	34	135	169	2.1	157	117-0	43	88	5	898	11.1	25	
98-99	50-21	1378	27.8	174-397	.438	44-58	.880	3	83	86	1.7	89	76-0	21	57	3	457	9.1	21	
99-00	79-15	1817	23.0	217-484	.468	67-77	.870	17	117	134	1.7	141	109-0	24	70	3	583	7.4	27	
00-01	51-7	1281	24.7	139-314	.443	35-41	.854	18	91	109	2.1	61	92-0	29	56	1	371	7.3	32	
TOT	261-73	6834	26.2	880-1942	.453	243-284	.856	72	426	498	1.9	448	394-0	117	271	12	2309	8.8	32	

Three-point FG: '97-98, 101-230 (.439); '98-99, 65-144 (.451); '99-00, 82-167 (.491); '00-01, 58-133 (.436). Total: 306-674 (.454)

DAVIS, MONTI - 43

• 6-7 Forward • Tennessee State '80 • Born 7/26/58 • Free agent signer 1/2/81 • Waived 1/12/81

YEAR	GP-GS	MIN	AVG	FGM-FGA	PCT	FTM-FTA	PCT	OFF	DEF	Rebounds		AVG	AST	PF-D	STL	TD	BLK	PTS	AVG	HI
										TOT	AVG									
80-81	1-0	8	8.0	0-4	.000	1-5	.200	2	1	3	3.0	0	0-0	0	0	1	1	1.0	1	

Three-point FG: None Attempted.

DAVIS, TERRY - 43

• 6-10 Forward/Center • Virginia Union '89 • Born 6/17/67 • Free agent signer 8/6/91 • Waived 10/29/96

YEAR	GP-GS	MIN	AVG	FGM-FGA	PCT	FTM-FTA	PCT	OFF	DEF	Rebounds		AVG	AST	PF-D	STL	TD	BLK	PTS	AVG	HI
										TOT	AVG									
91-92	68-67	2149	31.8	256-531	.482	181-285	.835	228	444	672	9.9	57	202-1	28	117	29	693	10.2	20	
92-93	75-74	2462	32.8	393-863	.455	167-281	.594	259	442	701	9.3	68	199-3	36	160	28	955	12.7	35	
93-94	15-5	286	18.1	24-58	.407	8-12	.667	30	44	74	4.8	6	27-0	8	5	1	56	3.7	10	
94-95	48-2	580	12.8	49-113	.434	42-68	.636	83	93	156	3.4	10	76-2	8	30	3	140	3.0	11	
95-96	28-0	501	17.8	65-108	.609	27-47	.574	43	74	117	4.2	21	86-2	10	25	4	137	4.9	15	
TOT	232-148	5978	25.8	777-1674	.464	425-691	.615	623	1097	1720	7.4	162	570-8	87	337	66	1981	8.5	35	

Three-point FG: '91-92, 0-5 (.000); '92-93, 2-8 (.250); '93-94, None Attempted; '94-95, 0-2 (.000); '95-96, None Attempted. Total: 2-15 (.133)

DELK, TONY - 7

• 6-2 Guard • Kentucky '86 • Born 1/28/74
• Acquired with Antoine Walker from Boston for Raef LaFrentz, Jim Welsch, Chris Mills and a first-round pick 10/20/03
• Traded to Atlanta with Antoine Walker for Alan Henderson, Jason Terry and a first-round pick 8/4/04

YEAR	GP-GS	MIN	AVG	FGM-FGA	PCT	FTM-FTA	PCT	OFF	DEF	Rebounds		AVG	AST	PF-D	STL	TD	BLK	PTS	AVG	HI
										TOT	AVG									
03-04	33-11	508	15.4	70-184	.380	37-44	.841	16	43	58	1.8	28	46-0	27	17	7	187	6.0	22	

Three-point FG: 20-56 (.333).

YEAR	GP-GS	MIN	AVG	FGM-FGA	PCT	FTM-FTA	PCT	OFF	DEF	NBA Playoff Statistics		AVG	AST	PF-D	STL	TD	BLK	PTS	AVG	HI
										TOT	AVG									
03-04	1-0	6	5.0	0-0	.000	0-0	.000	0	1	1	1.0	2	0-0	1	0	0	0	0.0	0	

Three-point FG: None Attempted.

DICKAU, DAN - 21

• 6-8 Guard • Gonzaga '02 • Born 9/16/78
• Acquired with Erick Dampier, Evan Eschmeyer and the draft rights to Steve Logan for Christian Laettner, Eduardo Najera, two first-round draft picks, cash considerations and the rights to Luis Flores and Miladin Sekularac 8/24/04 • Traded to New Orleans with a second-round pick for Darrell Armstrong 12/3/04

YEAR	GP-GS	MIN	AVG	FGM-FGA	PCT	FTM-FTA	PCT	OFF	DEF	Rebounds		AVG	AST	PF-D	STL	TD	BLK	PTS	AVG	HI
										TOT	AVG									
04-05	4-0	18	4.0	1-8	.125	2-3	.667	0	1	1	1.0	1	1-0	0	1	0	5	1.3	5	

Three-point FG: 1-3 (.333).

DIOP, DESAGANA – 7

• 7-0 Center • Oak Hill Academy (Va.) '01 • Born 1/30/82
 • Free agent signer 8/19/05 • Traded with Devin Harris, Trenton Hassell, Keith Van Horn, Maurice Ager and two first-round picks to New Jersey for Jason Kidd, Mark Allen and Antoine Wright 2/19/08
 • Free agent signer 7/9/08 • Traded to Charlotte for Matt Carroll and Ryan Hollins 1/16/09

YEAR	GP	GS	MIN	AVG	FGM-FGA	PCT	FTM-FTA	PCT	OFF	Rebounds			AST	PF-D	STL	TD	BLK	PTS	AVG	HI
										DEF	TOT	AVG								
05-06	8	45	1510	18.6	75-154	.487	39-72	.542	145	229	374	4.6	23	253-3	44	36	146	190	2.3	9
06-07	81	8	1480	18.3	71-151	.470	48-86	.558	166	272	438	5.4	30	244-2	40	83	113	190	2.3	10
07-08	52	18	894	17.2	67-115	.583	24-40	.600	111	159	270	5.2	26	180-1	20	42	63	158	3.0	10
08-09	34	0	452	13.3	22-58	.379	12-29	.414	45	73	118	3.5	13	55-1	12	11	25	56	1.6	4
TOT	248	72	4336	17.5	235-478	.492	123-237	.519	467	733	1200	4.8	92	652-7	116	152	347	594	2.4	10

Three-point FG: 05-06, 1-2 (1.000); 06-07, 0-1 (0.000); 07-08, None Attempted; 08-09, None Attempted; Total: 1-3 (.333)

YEAR	GP	GS	MIN	AVG	FGM-FGA	PCT	FTM-FTA	PCT	OFF	NBA PLAYOFF STATISTICS			AST	PF-D	STL	TD	BLK	PTS	AVG	HI
										DEF	TOT	AVG								
05-06	22	18	407	18.5	24-39	.615	11-18	.611	40	69	109	5.0	2	81-2	14	11	28	59	2.7	8
06-07	63	140	23.3	9-15	.600	3-7	.429	16	25	41	6.8	2	21-0	3	4	10	21	3.5	11	
TOTAL	28-21	547	18.5	33-54	.611	14-25	.560	56	94	150	5.4	4	102-2	17	15	38	80	2.9	11	

Three-point FG: None Attempted.

DONALDSON, JAMES – 40

• 7-2 Center • Washington State '79 • Born 8/16/57 • Acquired from L.A. Clippers for Kurt Rambis 11/25/85 • Traded to New York for Brian Quinnett 2/20/92

YEAR	GP	GS	MIN	AVG	FGM-FGA	PCT	FTM-FTA	PCT	OFF	Rebounds			AST	PF-D	STL	TD	BLK	PTS	AVG	HI
										DEF	TOT	AVG								
85-86	69	64	2241	32.5	213-375	.568	147-184	.799	143	521	664	9.6	84	156-0	23	85	110	573	8.3	20
86-87	82	82	3028	36.9	311-531	.586	267-329	.812	295	678	973	11.9	83	191-0	51	104	138	889	10.8	23
87-88	81	81	2523	31.1	212-380	.558	147-189	.778	247	508	755	9.3	66	175-2	40	113	104	571	7.0	20
88-89	53	53	1746	32.9	193-337	.573	95-124	.766	158	412	570	10.8	38	111-0	24	83	81	481	9.1	21
89-90	73	73	2285	31.0	258-479	.539	149-213	.700	156	475	630	8.6	57	129-0	22	110	47	865	9.1	21
90-91	82	82	2800	34.1	327-615	.532	185-229	.721	201	526	727	8.9	69	181-0	34	146	93	819	10.0	25
91-92	44	32	994	22.6	107-227	.471	59-84	.702	97	173	270	6.1	31	86-0	8	41	44	273	6.2	15
TOT	484	467	15597	32.2	1621-2944	.551	1029-1352	.761	1296	3293	4589	9.5	408	1029-2	202	691	616	4271	8.8	25

Three-point FG: None Attempted.

YEAR	GP	GS	MIN	AVG	FGM-FGA	PCT	FTM-FTA	PCT	OFF	NBA Playoff Statistics			AST	PF-D	STL	TD	BLK	PTS	AVG	HI
										DEF	TOT	AVG								
85-86	10	10	410	41.0	36-48	.750	37-40	.925	30	87	117	11.7	10	26-0	6	10	12	109	10.9	17
86-87	3	3	68	22.7	4-5	.800	8-9	.889	2	15	17	5.7	2	6-0	1	2	3	16	5.3	15
87-88	17	17	498	29.4	88-104	.854	22-37	.595	47	98	146	8.6	12	41-0	7	29	15	158	8.3	18
89-90	3	3	74	24.7	9-13	.692	4-5	.800	6	10	16	5.3	2	8-0	2	4	0	22	7.3	12
TOT	33-33	1051	31.8	117-170	.688	71-91	.780	85	211	296	9.0	26	81-0	16	45	30	305	9.2	18	

Three-point FG: None Attempted.

YEAR	SITE	GP	GS	MIN	FGM-FGA	PCT	FTM-FTA	PCT	OFF	NBA ALL-STAR GAME STATISTICS			ST	TD	BLK	PTS	AVG
										DEF	TOT	AST					
1988	CHI	1-0	8	0-8	—	2-2	1.000	1	5	6	1	2-0	0	0	2	2.0	

Three-point FG: None Attempted.

DREILING, GREG – 40 (1993-94) – 50 (1996-97)

• 7-1 Center • Kansas '86 • Born 11/7/63
 • Free agent signer 10/7/93 • Rights renounced 9/17/94 • Free agent signer 10/1/96 • Waived 4/15/97

YEAR	GP	GS	MIN	AVG	FGM-FGA	PCT	FTM-FTA	PCT	OFF	Rebounds			AST	PF-D	STL	TD	BLK	PTS	AVG	HI
										DEF	TOT	AVG								
93-94	54	19	685	12.7	52-104	.500	27-38	.711	47	123	170	3.1	31	159-5	16	43	24	132	2.4	9
96-97	40	3	389	9.7	34-74	.459	11-27	.407	19	57	76	1.9	11	85-1	0	0	7	80	2.0	9
TOT	94	22	1074	11.4	86-178	.483	38-65	.538	66	180	246	2.6	42	224-6	24	52	31	212	2.3	9

Three-point FG: 93-94, 1-1 (1.000); 96-97, 1-1 (1.000) Total: 2-2 (1.000)

DROLLINGER, RALPH – 52

• 7-2 Center • UCLA '76 • Born 4/20/54 • Free agent signer 6/9/80 • Retired 3/2/81

YEAR	GP	GS	MIN	AVG	FGM-FGA	PCT	FTM-FTA	PCT	OFF	Rebounds			AST	PF-D	STL	TD	BLK	PTS	AVG	HI
										DEF	TOT	AVG								
80-81	8	0	67	11.2	7-14	.500	1-4	.250	5	14	19	3.2	14	16-0	1	13	2	15	2.5	8

Three-point FG: None Attempted.

DUEROD, TERRY – 42

• 6-2 Guard • Dispersal choice from Detroit • Detroit '79 • Born 7/29/56 • Waived 12/2/80

YEAR	GP	GS	MIN	AVG	FGM-FGA	PCT	FTM-FTA	PCT	OFF	Rebounds			AST	PF-D	STL	TD	BLK	PTS	AVG	HI
										DEF	TOT	AVG								
80-81	18	8	337	18.7	74-161	.460	18-27	.667	15	24	39	2.2	30	18-0	12	25	4	168	8.3	22

Three-point FG: 2-6 (.333).



DUMAS, TONY - 7

• 6-6 Guard • D-1994 1st Rnd (19th overall) • Missoula-Kansas City '94 • Born 8/25/72
• Traded to Phoenix with Jason Kidd and Loren Meyer for Sam Cassell, Michael Finley and A.C. Green and a 1998 second-round draft choice 12/26/96

YEAR	GP-GS	MIN	AVG	FGM-FGA	PCT	FTM-FTA	PCT	Rebounds		TOT	AVG	AST	PF-D	STL	TO	BLK	PTS	AVG	HI
								OFF	DEF										
94-95	58-0	613	10.8	96-250	.384	50-77	.649	32	30	62	1.1	57	78-0	13	58	4	264	4.6	24
95-96	67-12	1204	19.2	274-655	.418	154-257	.599	58	57	115	1.7	99	128-0	42	77	13	778	11.6	39
96-97	18-0	227	12.6	27-77	.351	15-23	.652	3	11	14	0.8	22	36-0	10	15	1	72	4.0	15
TOT	143-12	2124	14.9	397-982	.404	219-357	.613	93	98	191	1.3	178	242-0	65	142	18	1112	7.8	39

Three-point FG: '94-95, 22-73 (.301); '95-96, 74-207 (.357); '96-97, 3-24 (.125) Total: 99-304 (.326)

EISLEY, HOWARD -- 9

• 6-3 Guard • Boston College '94 • Born 12/4/72
• Acquired from Utah with Ben Carley (from Golden State) and Dana Barros (from Boston) in a four-team trade that sent Bruno Sundov to Utah and Robert Pack and John Williams and cash to Boston 8/16/00
• Traded to New York for Muggsy Bogues 8/10/01

YEAR	GP-GS	MIN	AVG	FGM-FGA	PCT	FTM-FTA	PCT	Rebounds		TOT	AST	AVG	PF-D	STL	TO	BLK	PTS	AVG	HI
								OFF	DEF										
00-01	82-40	2426	29.6	265-575	.393	104-126	.825	23	174	197	295	3.6	218-3	99	102	12	741	9.0	27

Three-point FG: 107-269 (.398)

YEAR	GP-GS	MIN	AVG	FGM-FGA	PCT	FTM-FTA	PCT	NBA Playoff Statistics		TOT	AVG	AST	PF-D	STL	TO	BLK	PTS	AVG	HI
								OFF	DEF										
00-01	9-0	194	21.8	19-53	.358	4-4	1.000	1	11	12	17	1.9	18-0	5	13	1	52	5.8	16

Three-point FG: 10-26 (.385)

EKEZIE, OBINNA -- 54

• 6-9 Forward • Maryland '99 • Born 8/22/75
• Acquired from Washington with Lawan Howard and Calvin Booth for Courtney Alexander, Christian Laettner, Loy Vaught, Hubert Davis, Eban Thomas and cash 2/22/01
• Completed contract 5/01

YEAR	GP-GS	MIN	AVG	FGM-FGA	PCT	FTM-FTA	PCT	Rebounds		TOT	AVG	AST	PF-D	STL	TO	BLK	PTS	AVG	HI
								OFF	DEF										
00-01	4-0	6	2.0	0-4	.000	0-0	.000	0	2	2	0.5	0	2-0	0	0	0	0	0.0	0

Three-point FG: None Attempted.

ELLIS, DALE -- 14

• 6-7 Forward • D-1983 1st Rnd (9th overall) • Tennessee '83 • Born 8/6/50 • Traded to Seattle for Al Wood 7/23/85

YEAR	GP-GS	MIN	AVG	FGM-FGA	PCT	FTM-FTA	PCT	Rebounds		TOT	AVG	AST	PF-D	STL	TO	BLK	PTS	AVG	HI
								OFF	DEF										
83-84	67-2	1059	15.8	225-483	.456	87-121	.719	106	144	250	3.7	56	118-0	41	78	9	549	8.2	31
84-85	72-4	1314	18.3	274-603	.454	77-104	.740	100	138	238	3.3	56	131-1	46	58	7	867	9.3	29
85-86	72-1	1086	15.1	193-470	.411	59-82	.720	86	82	168	2.3	37	78-0	40	38	9	508	7.1	28
TOT	211-7	3459	16.4	692-1556	.442	223-307	.726	292	364	656	3.1	149	327-1	127	174	25	1724	8.2	31

Three-point FG: '83-84, 12-29 (.414); '84-85, 42-109 (.385); '85-86, 63-173 (.364) Total: 117-311 (.376)

YEAR	GP-GS	MIN	AVG	FGM-FGA	PCT	FTM-FTA	PCT	NBA Playoff Statistics		TOT	AVG	AST	PF-D	STL	TO	BLK	PTS	AVG	HI
								OFF	DEF										
83-84	8-1	178	22.3	26-80	.325	6-8	.750	19	23	42	5.3	4	17-0	10	5	2	59	7.4	16
84-85	4-1	68	17.0	10-23	.435	1-2	.500	4	3	7	1.8	3	3-0	4	4	0	23	5.8	9
85-86	7-0	87	9.8	8-22	.409	6-6	1.000	3	4	7	1.0	2	8-0	2	4	2	30	4.3	16
TOT	19-2	313	16.5	45-125	.360	12-15	.800	26	30	56	2.8	9	28-0	16	13	4	112	5.9	16

Three-point FG: '83-84, 1-12 (.083); '84-85, 2-5 (.400); '85-86, 7-12 (.583) Total: 10-29 (.345)

ENGLISH, ALEX -- 2

• 6-7 Forward • South Carolina '76 • Born 1/5/54 • Free agent signer 8/15/90 • Did not exercise option on second year of contract 5/1/91

YEAR	GP-GS	MIN	AVG	FGM-FGA	PCT	FTM-FTA	PCT	Rebounds		TOT	AVG	AST	PF-D	STL	TO	BLK	PTS	AVG	HI
								OFF	DEF										
90-91	78-26	1748	22.1	322-734	.439	119-140	.850	108	146	254	3.2	105	141-0	40	101	25	783	9.7	27

Three-point FG: 0-1 (.000)

ESCHMEYER, EVAN – 42

• 6'11 Center • Northwestern '99 • Born 5/30/75 • Free agent signed 8/25/01
 • Traded to Golden State with Avery Johnson, Popeye Jones, Antoine Rigaudeau and Nick Van Exel for Danny Fortson, Antawn Jamison, Chris Mills and Jim Welsh 8/18/03
 • Acquired from Golden State with Erick Dampier, Dan Dickau and the draft rights to Steve Logan for Christian Laettner, Eduardo Najera, two first-round draft picks, the draft rights to Luis Flores and Mladen Sekulacic and cash considerations 8/24/04 • Announced retirement 10/23/04

YEAR	GP-GS	MIN	AVG	FGM-FGA	PCT	FTM-FTA	PCT	OFF	Rebounds			AST	PF-D	STL	TO	BLK	PTS	AVG	HI
									DEF	TOT	AVG								
01-02	31-6	299	9.6	21-50	.420	20-33	.606	35	63	98	3.2	9	60-1	10	16	9	62	2.0	6
02-03	17-3	135	7.9	7-19	.368	3-4	.750	10	19	29	1.1	6	35-1	10	6	7	17	1.0	5
TOT	48-9	434	8.0	28-69	.486	23-37	.622	45	82	127	2.6	15	95-2	20	22	16	79	1.6	6

Three-point FG: None Attempted.

NBA Playoff Statistics

YEAR	GP-GS	MIN	AVG	FGM-FGA	PCT	FTM-FTA	PCT	OFF	Rebounds			AST	PF-D	STL	TO	BLK	PTS	AVG	HI
									DEF	TOT	AVG								
01-02	3-0	8	2.7	0-1	.000	0-0	.000	1	1	2	0.7	1	2-0	0	0	1	0	0.0	0
02-03	5-0	32	6.4	3-6	.500	0-0	.000	1	2	5	1.0	2	8-0	3	0	1	6	1.2	6
TOT	8-0	40	5.0	3-7	.429	0-0	.000	2	3	7	0.9	3	11-0	3	0	2	6	0.8	6

Three-point FG: None Attempted.

FARMER, JIM – 21

• 6-4 Guard • D-1987 1st Rnd (20th overall) • Alabama '87 • Born 9/23/64 • Waived 11/3/88

YEAR	GP-GS	MIN	AVG	FGM-FGA	PCT	FTM-FTA	PCT	OFF	Rebounds			AST	PF-D	STL	TO	BLK	PTS	AVG	HI
									DEF	TOT	AVG								
87-88	30-0	157	5.2	26-69	.377	9-10	.900	8	8	18	0.6	16	18-0	3	22	1	81	2.0	8

Three-point FG: 0-0 (.000)

NBA Playoff Statistics

YEAR	GP-GS	MIN	AVG	FGM-FGA	PCT	FTM-FTA	PCT	OFF	Rebounds			AST	PF-D	STL	TO	BLK	PTS	AVG	HI
									DEF	TOT	AVG								
87-88	3-0	11	3.7	2-6	.333	0-0	—	3	1	4	1.3	1	2-0	0	2	0	4	1.3	2

Three-point FG: None Attempted.

FAZEKAS, NICK – 20

• 7-9 Forward • D-2007 2nd Rnd (34th overall) • Nevada Reno '07 • Born 6/17/85 • Waived 2/19/08

YEAR	GP-GS	MIN	AVG	FGM-FGA	PCT	FTM-FTA	PCT	OFF	Rebounds			AST	PF-D	STL	TO	BLK	PTS	AVG	HI
									DEF	TOT	AVG								
07-08	4-0	9	2.3	2-5	.400	0-0	—	1	2	3	0.8	0	0-0	0	0	0	4	1.0	2

Three-point FG: None Attempted.

FINLEY, MICHAEL – 4

• 6-7 Guard/Forward • Wisconsin '96 • Born 3/6/73
 • Acquired from Phoenix with Sam Cassell, A.C. Green and a second-round draft choice for Jason Kidd, Tony Dumas and Loren Myer 12/26/96
 • Waived 8/15/05

YEAR	GP-GS	MIN	AVG	FGM-FGA	PCT	FTM-FTA	PCT	OFF	Rebounds			AST	PF-D	STL	TO	BLK	PTS	AVG	HI
									DEF	TOT	AVG								
98-99	56-36	1994	35.8	334-774	.432	142-176	.807	54	198	252	4.5	156	96-0	50	120	20	897	18.0	33
99-98	82-82	3394	41.4	675-1505	.449	326-416	.784	150	288	438	5.3	405	163-0	132	219	30	1763	21.5	39
98-99	50-50	2051	41.0	389-876	.444	186-226	.823	69	194	263	5.3	218	96-1	66	107	15	1009	20.2	36
99-00	82-82	3464	42.2	748-1636	.457	260-317	.820	122	396	518	6.3	438	171-1	109	186	32	1855	22.6	38
00-01	82-82	3443	42.0	711-1552	.458	252-325	.775	109	316	425	5.2	360	174-2	118	190	32	1765	21.5	38
01-02	69-69	2754	39.9	569-1228	.463	210-251	.837	90	270	360	5.2	230	144-1	65	117	25	1424	20.6	39
02-03	69-69	2642	38.3	507-1193	.425	198-230	.861	107	295	402	5.8	205	105-0	76	114	21	1331	19.3	42
03-04	72-72	2778	38.6	514-1159	.443	164-193	.850	78	247	325	4.5	212	118-0	84	83	39	1342	18.6	38
04-05	64-64	2358	36.8	387-907	.427	113-136	.831	46	217	282	4.1	169	123-0	48	68	18	1003	15.7	33
TOT	626-606	24878	39.7	4834-10830	.446	1851-2270	.815	824	2421	3245	5.2	2393	1190-5	748	1206	232	12389		

Three-point FG: '96-97 87-225 (.387); '97-98 87-244 (.357); '98-99 45-136 (.331); '99-00 99-247 (.401); '00-01 91-263 (.346); '01-02 76-224 (.339); '02-03 119-322 (.370); '03-04 150-370 (.405); '04-05 116-285 (.407) Total: 870-2316 (.378)

NBA Playoff Statistics

YEAR	GP-GS	MIN	AVG	FGM-FGA	PCT	FTM-FTA	PCT	OFF	Rebounds			AST	PF-D	STL	TO	BLK	PTS	AVG	HI
									DEF	TOT	AVG								
00-01	10-10	434	43.4	72-200	.360	36-44	.818	13	48	53	5.3	44	23-0	12	24	2	197	19.7	33
01-02	8-8	373	46.6	69-184	.466	45-50	.900	13	37	50	6.3	18	24-0	12	15	4	187	24.6	37
02-03	20-20	822	41.1	131-301	.435	57-66	.864	25	90	115	5.8	60	46-0	28	31	12	366	18.3	31
03-04	5-5	196	39.2	26-68	.382	6-10	.600	6	18	16	3.2	13	8-0	4	9	3	65	13.0	18
04-05	13-13	491	37.8	65-153	.425	16-18	.889	13	43	56	4.3	28	32-0	17	13	0	170	13.1	31
TOT	56-56	2316	41.4	363-870	.417	160-188	.851	70	220	280	5.2	163	133-0	71	92	21	995	17.8	37

Three-point FG: '00-01 17-47 (.362); '01-02 14-37 (.378); '02-03 47-114 (.412); '03-04 7-26 (.269); '04-05 24-61 (.393) Total: 109-285 (.382)

NBA ALL STAR STATISTICS

YEAR	SITE	GP-GS	MIN	FGM-FGA	PCT	FTM-FTA	PCT	OFF	Rebounds			AST	PF-D	STL	TO	BLK	PTS	AVG
									DEF	TOT	AVG							
2000	OAK	1-0	18	5-6	.833	0-0	.000	0	1	1	0	0-0	0	1	0	11	11.0	
2001	Was	1-0	19	5-15	.333	2-2	1.000	2	1	3	5	0-0	0	1	0	12	12.0	
TOT		2-0	29	10-21	.476	2-2	1.000	2	2	4	5	0-0	0	2	0	23	11.5	

Three-point FG: '00 1-2 (.500); '01 0-2 (.000) Total: 1-4 (.250)



FORTSON, DANNY - 21

• 6-8 Center • Cincinnati '98 • Born 3/27/76
• Acquired from Golden State with Antawn Jamison, Chris Muis and Jim Welsch for Evan Eschmeyer, Nick Van Exel, Avery Johnson, Popeye Jones and Antoine Rigaudeau 8/18/03
• Traded to Seattle for Calvin Booth 7/26/04

YEAR	GP	GS	MIN	AVG	FGM-FGA	PCT	FTM-FTA	PCT	OFF	DEF	Rebounds		AST	PF-D	STL	TD	BLK	PTS	AVG	HI
											TOT	AVG								
03-04	56	20	625	11.2	71-139	.511	75-92	.815	114	136	250	4.5	9	148-0	12	37	11	217	3.9	11

Three-point FG: None Attempted.

GARNETT, BILL - 20

• 6-9 Forward • D- 1982 1st Rnd (4th overall) • Wyoming '82 • Born 4/22/60 • Traded to Indiana with Terence Stansbury for a 1990 first-round choice 10/22/84

YEAR	GP	GS	MIN	AVG	FGM-FGA	PCT	FTM-FTA	PCT	OFF	DEF	Rebounds		AST	PF-D	STL	TD	BLK	PTS	AVG	HI
											TOT	AVG								
82-83	75	13	1411	18.8	170-319	.533	129-174	.741	141	265	406	5.4	103	245-3	48	81	70	468	6.3	15
83-84	80-34		1529	19.1	141-299	.472	129-176	.733	123	208	331	4.1	128	217-4	44	68	66	411	5.1	13
TOT	155-47		2940	19.0	311-618	.503	258-350	.737	264	473	737	4.8	231	462-7	92	149	136	880	5.7	15

Three-point FG: '82-83, 0-3 (.000); '83-84, 0-2 (.000). Total, 0-5 (.000)

YEAR	GP	GS	MIN	AVG	FGM-FGA	PCT	FTM-FTA	PCT	OFF	DEF	NBA Playoff Statistics		AST	PF-D	STL	TD	BLK	PTS	AVG	HI
											TOT	AVG								
83-84	8-0		74	9.3	15-30	.500	7-8	.875	10	12	22	2.8	4	10-0	0	1	2	38	4.8	14

Three-point FG: 1-1 (.100)

GARRICK, TOM - 5

• 6-2 Guard • Rhode Island '88 • Born 7/7/66 • Signed 10-day contracts 3/22/92 and 4/3/92 • Released 4/12/92

YEAR	GP	GS	MIN	AVG	FGM-FGA	PCT	FTM-FTA	PCT	OFF	DEF	Rebounds		AST	PF-D	STL	TD	BLK	PTS	AVG	HI
											TOT	AVG								
91-92	6-0		63	10.5	4-17	.235	2-2	1.000	2	4	6	2.8	17	7-0	8	4	0	10	1.7	4

Three-point FG: 0-1 (.000)

GATLING, CHRIS - 25

• 6-10 Forward • Old Dominion '91 • Born 9/3/67 • Free agent agreee 7/17/96
• Traded to New Jersey with Sam Cassell, Jim Jackson, George McCloud and Eric Montross for Shawn Bradley, Ed O'Bannon, Robert Pack and Khelid Reeves 2/17/97

YEAR	GP	GS	MIN	AVG	FGM-FGA	PCT	FTM-FTA	PCT	OFF	DEF	Rebounds		AST	PF-D	STL	TD	BLK	PTS	AVG	HI
											TOT	AVG								
96-97	44-1		1191	27.1	309-580	.533	221-313	.706	126	222	348	7.8	25	125-1	35	114	31	840	18.1	36

Three-point FG: 1-6 (.167)

YEAR	SITE	GP-GS	MIN	FGM-FGA	PCT	FTM-FTA	PCT	OFF	DEF	NBA ALL STAR GAME STATISTICS		PF-D	STL	TD	BLK	PTS
										TOT	AST					
1997	CLE	1-0	12	1-8	.250	0-0	-	0	2	2	0	1-0	1	0	0	2

Three-point FG: None Attempted.

GEORGE, DEVEAN - 40

• 6-8 Guard/Forward • Augsburg '99 • Born 8/29/77 • Free agent agreee 8/2/06 • Re-signed 7/12/07 • Re-signed 8/20/08
• Traded with Antoine Wright to Toronto for Shawn Marion, Kris Humphries, Nathan Jawai, and cash considerations in a deal that also sent Greg Buckner to Dallas from Memphis for Jerry Stackhouse and cash considerations, a second-round pick and cash considerations from Toronto to Memphis, and Medo Turkoglu from Orlando to Toronto or cash considerations from Dallas and Toronto

YEAR	GP	GS	MIN	AVG	FGM-FGA	PCT	FTM-FTA	PCT	OFF	DEF	Rebounds		AST	PF-D	STL	TD	BLK	PTS	AVG	HI
											TOT	AVG								
06-07	60-17		1283	21.4	146-370	.395	36-48	.750	57	158	213	3.6	33	143-2	46	51	23	381	6.4	21
07-08	53-4		821	15.5	74-207	.357	24-34	.706	28	109	137	2.6	35	90-1	19	24	13	194	3.7	13
08-09	43-17		708	18.5	54-142	.380	17-22	.773	25	53	78	1.8	15	57-0	23	17	11	147	3.4	13
TOT	156-38		2812	18.0	274-719	.381	77-104	.740	110	310	428	2.7	83	290-3	88	92	47	722	4.6	21

Three-point FG: 06-07, 53-150 (.363); 07-08, 22-68 (.324); 08-09, 22-76 (.289). Total, 97-294 (.330).

YEAR	GP	GS	MIN	AVG	FGM-FGA	PCT	FTM-FTA	PCT	OFF	DEF	NBA Playoff Statistics		AST	PF-D	STL	TD	BLK	PTS	AVG	HI
											TOT	AVG								
06-07	6-1		109	18.2	5-24	.208	8-10	.800	4	14	18	3.0	4	12-0	6	7	2	21	3.5	10
07-08	5-0		62	12.4	11-28	.393	3-5	.600	4	11	15	3.0	0	7-0	2	3	2	29	5.8	11
TOT	11-1		171	15.5	16-52	.308	11-15	.733	8	25	33	3.0	4	19-0	8	10	4	50	4.5	11

Three-point FG: 06-07, 3-12 (.250); '07-08, 4-12 (.333). Total, 7-24 (.292)

GOODEN, DREW - 90

• 6-10 Forward • Kansas '03 • Born 9/24/81
• Free agent agreee 7/30/09 • Traded to Washington along with Josh Howard, Quentin Ross and James Singleton for Caron Butler, Brendan Haywood, DeShawn Stevenson and cash considerations (2/13/10)

YEAR	GP	GS	MIN	AVG	FGM-FGA	PCT	FTM-FTA	PCT	OFF	DEF	Rebounds		AST	PF-D	STL	TD	BLK	PTS	AVG	HI
											TOT	AVG								
09-10	28-19		741	22.4	157-336	.467	93-115	.809	123	193	316	6.9	25	129-3	26	56	50	408	8.9	24

Three-point FG: 1-6 (.167)



GRANDHOLM, JIM - 50

• 7-0 Center • South Florida '84 • Born 10/4/60
• Free agent signed 10/1/90 • Waived 10/18/90 • Free agent signed 11/10/90 • Completed contract 4/91

YEAR	GP-GS	MIN	AVG	FGM-FGA	PCT	FTM-FTA	PCT	Rebounds			AVG	AST	PF-D	STL	TO	BLK	PTS	AVG	HI
								OFF	DEF	TOT									
90-91	26-0	168	6.5	30-58	.517	10-21	.476	20	38	58	1.9	8	33-0	2	11	8	79	3.0	10

Three-point FG: 9-17 (.529)

GREEN, A.C. - 45

• 6-9 Forward • Oregon State '85 • Born 10/4/63
• Acquired from Phoenix with Michael Finney, Sam Cassell and a 1998 second-round draft choice for Jason Kidd, Loren Meyer and Tony Dumas 12/26/96
• Free agent signed 8/31/99 • Traded to L.A. Lakers for Sean Rooks and a 2000 second-round draft choice 9/1/99

YEAR	GP-GS	MIN	AVG	FGM-FGA	PCT	FTM-FTA	PCT	Rebounds			AVG	AST	PF-D	STL	TO	BLK	PTS	AVG	HI
								OFF	DEF	TOT									
96-97	56-54	1944	34.7	173-356	.486	97-149	.651	189	329	518	9.3	52	111-8	52	54	15	444	7.9	21
97-98	82-68	2649	32.3	242-534	.453	116-162	.716	219	449	668	8.1	123	157-8	78	68	27	600	7.3	25
98-99	50-35	924	18.5	108-258	.422	30-52	.577	82	146	228	4.6	25	69-0	28	19	8	246	4.9	19
TOT	188-157	5517	29.3	523-1146	.456	243-363	.669	490	924	1414	7.5	200	337-8	158	141	50	1290	6.9	25

Three-point FG: '96-97, 1-17 (.058); '97-98, 0-4 (.000); '98-99, 0-8 (.000) Total: 1-29 (.034)

GREEN, GERALD - 8

• 6-8 Guard • Gulf Shores Academy (Texas) '06 • Born 1/26/86 • Free agent signed 7/2/08 • Completed contract 5/09

YEAR	GP-GS	MIN	AVG	FGM-FGA	PCT	FTM-FTA	PCT	Rebounds			AVG	AST	PF-D	STL	TO	BLK	PTS	AVG	HI
								OFF	DEF	TOT									
08-09	38-12	378	9.9	79-180	.439	27-32	.844	14	48	64	1.4	15	51-0	10	33	6	199	5.2	17

Three-point FG: 14-46 (.304)

NBA Playoff Statistics

YEAR	GP-GS	MIN	AVG	FGM-FGA	PCT	FTM-FTA	PCT	OFF	DEF	TOT	AVG	AST	PF-D	STL	TO	BLK	PTS	AVG	HI
08-08	6-0	26	4.3	4-14	.286	2-4	.500	0	2	2	0.3	0	4-0	1	2	0	11	1.8	6

Three-point FG: 1-5 (.200)

GRIFFIN, ADRIAN - 7/44

• 6-5 Guard/Forward • Seton Hall '96 • Born 7/4/74
• Free agent signed 7/27/01 • Completed contract 5/30/03 • Free agent signed 11/20/05 • Completed contract 6/30/06

YEAR	GP-GS	MIN	AVG	FGM-FGA	PCT	FTM-FTA	PCT	Rebounds			AVG	AST	PF-D	STL	TO	BLK	PTS	AVG	HI
								OFF	DEF	TOT									
01-02	58-34	1383	23.8	179-359	.499	41-49	.837	88	181	229	3.9	106	142-2	75	42	12	415	7.2	23
02-03	74-48	1373	18.8	146-337	.433	27-32	.844	88	178	264	3.6	105	157-0	77	47	8	325	4.4	17
05-06	52-46	1245	23.9	98-204	.480	41-53	.774	75	152	227	4.4	89	113-1	51	39	9	237	4.6	14
TOT	184-127	4001	21.7	423-900	.470	109-134	.813	231	489	720	3.9	300	412-3	203	128	27	977	6.3	23

Three-point FG: 01-02, 16-54 (.296); '02-03, 6-24 (.250); '05-06, 0-2 (.000) Total: 22-80 (.275)

NBA Playoff Statistics

YEAR	GP-GS	MIN	AVG	FGM-FGA	PCT	FTM-FTA	PCT	OFF	DEF	TOT	AVG	AST	PF-D	STL	TO	BLK	PTS	AVG	HI
01-02	4-1	57	14.3	10-17	.588	0-2	.000	2	7	9	2.3	4	6-0	2	3	1	20	5.0	14
02-03	15-2	131	8.7	17-41	.415	2-2	1.000	17	27	44	2.9	8	24-0	4	9	0	37	2.5	15
05-06	20-8	349	17.5	32-58	.542	7-8	.875	28	43	71	3.6	24	42-0	15	11	2	71	3.6	13
TOTAL	39-11	537	13.8	59-117	.504	9-13	.692	47	77	124	3.2	36	72-0	21	23	3	128	3.3	15

Three-point FG: 01-02, 0-2 (.000); 02-03, 1-3 (.333) Total: 1-5 (.200)

HARDAWAY, TIM - 10

• 6-9 Guard • Texas-El Paso '89 • Born 9/1/66 • Acquired from Miami for a second-round draft choice 8/22/01
• Traded with Juwan Howard, Donnell Harvey and a 2002 first round draft choice to Denver for Tariq Abdul-Wahad, Avery Johnson, Raef LaFrentz and Nick Van Exel 2/21/02

YEAR	GP-GS	MIN	AVG	FGM-FGA	PCT	FTM-FTA	PCT	Rebounds			AVG	AST	PF-D	STL	TO	BLK	PTS	AVG	HI
								OFF	DEF	TOT									
01-02	54-2	1276	23.6	179-494	.362	65-78	.833	13	84	97	1.8	201	84-0	40	73	8	518	9.6	21

Three-point FG: 95-279 (.341)

HARPER, DEREK - 12

• 6-4 Guard • D-1993 1st Rnd (11th overall) • Illinois '84 • Born 9/13/61 • Traded to New York for Tony Campbell and the Knicks 1997 first round choice 1/6/94
 • Free agent signer 7/26/96 • Traded to Orlando with Ed O'Bannon for Dennis Scott and \$500,000 9/2/97

YEAR	GP-GS	MIN	AVG	FGM-FGA	PCT	FTM-FTA	PCT	OFF	Rebounds			PF-D	STL	TO	BLK	PTS	AVG	HI	
									DEF	TOT	AST								
83-84	82-1	1712	20.9	200-451	.443	66-98	.673	53	119	172	238	2.9	143-0	95	111	21	469	5.7	19
84-85	82-1	2218	27.0	329-633	.520	111-154	.721	47	152	199	360	4.4	194-1	144	123	37	790	9.6	22
85-86	79-39	2150	27.2	390-730	.534	171-229	.747	75	151	226	416	5.3	166-1	153	144	23	963	12.2	26
86-87	77-76	2556	33.2	497-993	.501	160-234	.684	51	148	199	609	7.9	195-0	167	138	25	1230	16.0	31
87-88	82-82	3032	37.0	536-1167	.459	261-344	.759	71	175	246	634	7.7	164-0	168	190	35	1393	17.0	35
88-89	81-81	2968	36.6	538-1127	.477	229-284	.806	46	182	228	570	7.0	219-3	172	205	41	1404	17.3	38
89-90	82-82	3007	36.7	567-1161	.488	250-315	.794	54	190	244	609	7.4	224-1	187	207	26	1473	18.0	42
90-91	77-77	2879	37.4	572-1226	.467	286-391	.731	59	174	233	548	7.1	222-1	147	177	14	1519	19.7	34
91-92	65-64	2252	34.6	448-1011	.443	198-261	.759	49	121	170	373	5.7	150-0	101	154	17	1152	17.7	38
92-93	62-60	2108	34.0	393-939	.419	239-316	.756	42	81	123	334	5.4	145-1	80	136	16	1126	18.2	35
93-94	28-28	883	31.8	130-342	.380	28-58	.560	10	45	55	98	3.5	46-0	45	54	4	325	11.8	33
95-97	75-79	2210	29.5	299-674	.444	95-128	.742	30	107	137	321	4.3	144-0	92	132	12	753	10.0	29
TOT	872-620	27985	32.1	4898-10454	.468	2094-2902	.722	587	1645	2232	5111	5.7	2012-8	1841	1728	271	12587	14.4	42

Three-point FG: 83-84 3-26 (.115); 84-85 21-61 (.344); 85-86 12-51 (.235); 86-87 75-212 (.358); 87-88 60-192 (.313); 88-89 99-278 (.356); 89-90, 89-240 (.371); 90-91 89-246 (.362); 91-92, 58-188 (.312); 92-93, 101-257 (.393); 93-94, 37-105 (.352); 95-97 60-176 (.341) Total: 705-2030 (.347)

NBA Playoff Statistics

YEAR	GP-GS	MIN	AVG	FGM-FGA	PCT	FTM-FTA	PCT	OFF	Rebounds			PF-D	STL	TO	BLK	PTS	AVG	HI	
									DEF	TOT	AST								
83-84	10-0	226	22.6	21-54	.389	5-7	.714	8	12	20	28	2.8	16-0	11	6	2	50	5.0	14
84-85	4-0	132	33.0	10-21	.476	5-7	.714	1	11	12	20	5.0	12-0	8	4	1	28	6.5	10
85-86	10-10	348	34.8	57-107	.533	12-16	.750	13	8	19	75	7.8	27-0	23	23	8	134	13.4	24
86-87	4-4	123	30.8	20-40	.500	24-30	.800	2	10	12	27	6.8	7-0	7	5	0	88	16.5	30
87-88	17-17	602	35.4	89-202	.441	43-59	.729	11	32	43	121	7.1	44-0	32	32	6	230	13.5	35
89-90	3-3	119	39.7	21-48	.438	11-16	.688	2	8	8	23	7.7	13-0	4	12	0	58	18.3	24
TOT	48-34	1550	32.8	248-472	.462	100-135	.741	37	77	114	295	6.2	119-0	83	82	8	564	11.8	35

Three-point FG: 83-84 3-8 (.375); 84-85 1-3 (.333); 85-86 8-14 (.571); 86-87 2-9 (.222); 87-88 9-36 (.250); 89-90 5-16 (.313) Total: 28-86 (.326)

HARRINGTON, ADAM - 21

• 6-5 Guard • Auburn '02 • Born 7/5/80 • Free agent signer 9/30/02 • Waived 1/7/03

YEAR	GP-GS	MIN	AVG	FGM-FGA	PCT	FTM-FTA	PCT	OFF	Rebounds			PF-D	STL	TO	BLK	PTS	AVG	HI	
									DEF	TOT	AST								
02-03	13-0	37	2.8	4-17	.235	2-2	1.000	0	2	2	0.2	2	2-0	1	2	1	11	0.8	5

Three-point FG: 1-3 (.333)

HARRIS, DEVIN - 34

• 6-3 Guard • Wisconsin '05 • Born 2/27/83
 • Acquired from Washington with Christian Laettner and Jerry Stackhouse for Antawn Jamison and cash considerations 6/24/04
 • Traded to New Jersey with DeSagana Dop, Trenton Hassell, Maurice Ager, Keith van Horn and two first-round picks for Jason Kidd, Malik Allen and Antoine Wright 2/19/08

YEAR	GP-GS	MIN	AVG	FGM-FGA	PCT	FTM-FTA	PCT	OFF	Rebounds			PF-D	STL	TO	BLK	PTS	AVG	HI	
									DEF	TOT	AST								
04-05	76-19	1173	15.4	157-366	.429	78-103	.757	28	74	182	1.3	169	139-0	77	82	19	436	5.7	17
05-06	56-4	1275	22.8	190-405	.469	169-236	.716	26	99	125	2.2	177	121-2	53	84	16	554	9.9	22
06-07	80-61	2081	26.0	282-593	.492	215-216	.824	45	151	196	2.2	295	242-5	96	148	21	813	10.2	24
07-08	39-39	1384	30.4	187-387	.483	161-196	.821	17	74	91	2.3	206	127-0	56	93	2	580	14.4	25
TOT	251-123	5713	22.8	826-1741	.474	623-851	.730	116	398	514	2.8	848	629-7	282	405	58	2363	9.4	25

Three-point FG: '04-05, 44-131 (.336); '05-06, 5-21 (.238); '06-07, 14-50 (.280); '07-08, 25-70 (.357) Total: 88-272 (.324)

NBA Playoff Statistics

YEAR	GP-GS	MIN	AVG	FGM-FGA	PCT	FTM-FTA	PCT	OFF	Rebounds			PF-D	STL	TO	BLK	PTS	AVG	HI	
									DEF	TOT	AST								
04-05	9-0	80	8.9	7-16	.438	6-9	.667	0	11	11	1.2	11	5-0	4	18	1	22	2.4	6
05-06	23-15	558	24.3	82-171	.480	52-74	.703	15	24	38	1.7	50	89-0	18	42	3	216	9.4	30
06-07	6-6	163	27.2	31-63	.492	14-19	.737	1	11	12	2.0	30	23-0	6	9	1	79	13.2	16
TOT	38-21	801	21.1	120-250	.480	72-102	.706	16	46	62	1.8	91	97-0	28	61	5	317	8.3	30

Three-point FG: '04-05 2-6 (.333); '05-06 0-8 (.000); '06-07 3-10 (.300) Total: 5-24 (.208)

HARRIS, LUCIOUS - 30

• 6-5 Guard • D-1993 2nd Rnd (26th overall) • Long Beach State '93 • Born 12/18/70 • Rights renounced 7/17/96

YEAR	GP-GS	MIN	AVG	FGM-FGA	PCT	FTM-FTA	PCT	OFF	Rebounds			PF-D	STL	TO	BLK	PTS	AVG	HI	
									DEF	TOT	AST								
93-94	77-0	1185	15.1	182-385	.421	87-119	.731	45	112	157	2.8	106	117-0	49	78	18	418	5.4	20
94-95	78-31	1695	21.5	280-610	.459	136-170	.800	85	135	220	2.8	132	105-0	58	77	14	751	9.5	31
95-96	61-1	1016	16.7	183-397	.461	68-87	.782	41	81	122	2.0	79	56-0	35	46	3	481	7.9	19
TOT	217-32	3876	17.9	625-1392	.449	291-376	.774	171	328	499	2.3	317	278-0	142	201	27	1650	7.6	31

Three-point FG: 93-94 7-33 (.212); 94-95 56-142 (.395); 95-96 47-125 (.376) Total: 109-300 (.363)

HARVEY, DONNELL – 1

• 6-8 Forward • Florida '03 • Born 8/26/80 • Acquired from New York with John Wallace for Erick Stockland and the draft rights to Pete Mickear 6/29/00
 • Traded with Tim Hardaway, Juwan Howard and a 2002 first round draft choice to Denver for Tanq Abdul-Wahad, Avery Johnson, Raef LaFrentz and Nick Van Exel 2/21/02

YEAR	GP-GS	MIN	AVG	FGM-FGA	PCT	FTM-FTA	PCT	OFF	Rebounds			AST	PF-D	STL	TD	BLK	PTS	AVG	HI
									DEF	TOT	AVG								
00-01	18-0	65	3.6	8-14	.571	6-16	.375	6	14	20	1.1	2	15-0	3	7	1	22	1.2	5
01-02	18-0	162	9.0	14-26	.538	10-22	.455	12	34	46	2.6	5	27-0	4	8	5	38	2.1	12
TOT	36-0	227	6.3	22-40	.550	16-38	.421	18	48	66	1.8	7	42-0	7	15	6	60	1.7	12

Three-Point FG: None Attempted.

HASSELL, TRENTON – 23

• 6-5 Forward • Austin Peay '02 • Born 3/4/79 • Acquired from Minnesota for Greg Buckner 9/28/07
 • Traded to New Jersey with DeSagana Diop, Devin Harris, Maurice Ager, Keith Van Horn and two first round picks for Jason Kidd, Malik Allen and Antoine Wright 2/19/08

YEAR	GP-GS	MIN	AVG	FGM-FGA	PCT	FTM-FTA	PCT	OFF	Rebounds			AST	PF-D	STL	TD	BLK	PTS	AVG	HI
									DEF	TOT	AVG								
07-08	37-6	463	12.5	37-80	.463	1-2	.500	11	33	44	1.2	26	55-0	9	14	1	76	2.1	10

Three-point FG: 1-4 (.250).

HASSETT, JOE – 10

• 6-5 Guard • Dispersal choice from Indiana • Providence '77 • Born 9/11/56 • Waived 11/17/80

YEAR	GP-GS	MIN	AVG	FGM-FGA	PCT	FTM-FTA	PCT	OFF	Rebounds			AST	PF-D	STL	TD	BLK	PTS	AVG	HI
									DEF	TOT	AVG								
80-81	17-0	280	16.5	59-142	.415	10-13	.769	11	14	25	1.5	18	21-0	5	11	0	138	8.1	15

Three-point FG: 10-40 (.250).

HENDERSON, ALAN – 50

• 6-9 Forward • Indiana '95 • Born 12/2/72 • Acquired from Atlanta with Jason Terry and a future first round pick for Tony Delk and Antoine Walker 8-4/04
 • Traded with Calvin Booth and cash considerations to Milwaukee for Keith Van Horn 2/24/05 • Free agent signed 3/7/05 • Completed contract 5/30/05

YEAR	GP-GS	MIN	AVG	FGM-FGA	PCT	FTM-FTA	PCT	OFF	Rebounds			AST	PF-D	STL	TD	BLK	PTS	AVG	HI
									DEF	TOT	AVG								
04-05	78-10	1203	15.4	116-220	.527	41-76	.539	164	184	348	4.5	21	149-1	29	49	37	273	3.5	12

Three-point FG: 0-2 (.000).

NBA Playoff Statistics

YEAR	GP-GS	MIN	AVG	FGM-FGA	PCT	FTM-FTA	PCT	OFF	DEF	TOT	AVG	AST	PF-D	STL	TD	BLK	PTS	AVG	HI
04-05	9-0	88	10.2	8-14	.571	2-2	1.000	11	8	17	1.9	0	15-0	2	2	2	18	2.0	4

Three-point FG: None Attempted.

HOLLINS, RYAN – 1

• 7-0 Center • UCLA '06 • Born 10/10/84 • Acquired with Matt Carroll from Charlotte for DeSagana Diop 1/16/09 • Completed contract 5/09

YEAR	GP-GS	MIN	AVG	FGM-FGA	PCT	FTM-FTA	PCT	OFF	Rebounds			AST	PF-D	STL	TD	BLK	PTS	AVG	HI
									DEF	TOT	AVG								
08-09	27-2	280	9.6	31-58	.525	17-33	.515	27	34	61	2.3	3	44-2	4	14	15	44	2.9	13

Three-point FG: None Attempted.

NBA Playoff Statistics

YEAR	GP-GS	MIN	AVG	FGM-FGA	PCT	FTM-FTA	PCT	OFF	DEF	TOT	AVG	AST	PF-D	STL	TD	BLK	PTS	AVG	HI
08-09	9-0	84	8.3	8-14	.571	6-10	.600	8	15	24	2.7	1	22-0	1	4	4	22	2.4	8

Three-point FG: None Attempted.

HODGE, DONALD – 35

• 7-9 Center • D-1991 2nd Rnd (33rd overall) • Temple '92 • Born 2/25/69 • Waived 2/19/95

YEAR	GP-GS	MIN	AVG	FGM-FGA	PCT	FTM-FTA	PCT	OFF	Rebounds			AST	PF-D	STL	TD	BLK	PTS	AVG	HI
									DEF	TOT	AVG								
91-92	51-27	1058	20.7	163-328	.497	100-150	.667	118	157	275	5.4	39	128-2	25	75	23	426	8.4	24
92-93	79-8	1267	16.0	161-400	.403	71-104	.683	93	201	294	3.7	75	204-2	33	90	37	393	5.0	14
93-94	50-0	428	8.6	46-101	.456	44-52	.846	46	49	95	1.9	32	86-1	15	30	13	136	2.7	12
94-95	54-0	633	11.7	83-204	.407	39-51	.765	40	82	122	2.3	41	107-1	10	39	14	209	3.9	13
95-96	13-0	113	8.7	9-24	.375	0-0	---	9	13	22	1.7	4	25-0	1	2	8	18	1.4	8
TOT	247-35	3499	14.2	462-1057	.437	254-357	.711	306	582	808	3.3	191	531-6	84	236	95	1182	4.8	24

Three-point FG: '91-92: None Attempted; '92-93: None Attempted; '93-94: None Attempted; '94-95: 4-14 (.286); '95-96: None Attempted Total: 4-14 (.286)

HOWARD, BRIAN – 41

• 6-7 Forward • North Carolina State '90 • Born 10/19/67 • Free agent signed 2/3/92 • Completed contract 4/93

YEAR	GP-GS	MIN	AVG	FGM-FGA	PCT	FTM-FTA	PCT	OFF	Rebounds			AST	PF-D	STL	TD	BLK	PTS	AVG	HI
									DEF	TOT	AVG								
91-92	27-0	318	11.8	54-104	.519	22-31	.710	17	34	51	1.9	14	55-2	11	15	8	131	4.9	14
92-93	68-22	1295	19.0	183-414	.442	72-94	.766	66	146	212	3.1	87	217-8	55	68	34	439	6.5	18
TOT	95-22	1613	17.0	237-518	.458	94-125	.752	83	180	263	2.8	81	272-10	66	83	42	570	6.0	18

Three-point FG: '91-92, 1-2 (.500); '92-93, 1-7 (.143). Total: 2-9 (.222)

HOWARD, JOSH – 5

• 6-7 Guard/Forward • Wake Forest '03 • Born 4/28/80
 • Drafted by Dallas in the first round (29th overall) of the 2003 NBA Draft • Traded to Washington along with Drew Gooden, Quinton Ross and James Singleton for Caron Butler, Brendan Haywood, DeShawn Stevenson and cash considerations (2/13/10).

YEAR	GP	GS	MIN	AVG	FGM-FGA	PCT	FTM-FTA	PCT	OFF	Rebounds			AST	PF-D	STL	TD	BLK	PTS	AVG	HI
										DEF	TOT	AVG								
03-04	67	28	1589	23.7	229-532	.430	97-138	.703	149	219	368	6.5	97	168-6	69	67	54	575	8.6	19
04-05	76	76	2446	32.2	377-793	.475	170-232	.733	169	315	494	6.4	109	211-3	116	122	49	958	12.6	30
05-06	59	58	1915	32.5	350-743	.471	196-267	.734	123	248	371	6.3	111	167-2	68	79	26	923	15.6	29
06-07	70	69	2455	35.1	493-1075	.459	243-294	.827	130	345	475	6.8	127	180-2	82	123	56	1321	18.9	30
07-08	76	76	2757	36.3	567-1247	.455	312-384	.813	120	412	532	7.0	164	202-1	59	114	32	1513	19.9	47
08-09	52	51	1663	32.0	353-783	.451	172-220	.782	59	294	263	5.1	83	135-1	55	89	30	936	18.0	31
09-10	31	9	827	25.7	137-342	.401	94-119	.790	26	86	112	3.6	44	78-0	23	43	9	388	12.5	25
TOT	431	358	13652	31.7	2506-5515	.454	1284-1654	.776	776	1829	2605	6.0	735	1141-15	472	637	256	6614	15.3	47

Three-point FG: '03-04 20-66 (.303) '04-05 34-115 (.296) '05-06 27-63 (.429) '06-07 92-239 (.385) '07-08 67-210 (.319) '08-09 58-168 (.345) '09-10 20-75 (.267) Total 318-936 (.340)

NBA Playoff Statistics

YEAR	GP	GS	MIN	AVG	FGM-FGA	PCT	FTM-FTA	PCT	OFF	Rebounds			AST	PF-D	STL	TD	BLK	PTS	AVG	HI
										DEF	TOT	AVG								
03-04	5	0	88	17.2	8-36	.222	10-11	.909	17	15	32	6.4	4	12-0	8	7	8	27	5.4	11
04-05	13	13	428	32.8	78-165	.503	41-56	.745	33	83	96	7.4	24	60-3	11	28	7	201	15.5	29
05-06	23	23	824	35.8	140-308	.453	80-98	.808	41	130	171	7.4	32	85-1	23	52	14	384	16.7	27
06-07	6	6	248	41.3	61-98	.515	19-27	.704	15	44	59	9.8	17	22-1	13	12	5	128	21.3	21
07-08	6	5	171	34.2	21-72	.292	20-26	.800	12	23	35	7.8	7	10-0	2	9	2	63	12.6	29
08-09	10	10	295	29.5	68-128	.438	38-48	.776	10	41	51	5.1	13	24-0	8	21	4	158	15.8	28
TOT	62	57	2052	33.1	354-799	.443	208-266	.782	128	316	444	7.2	97	213-6	64	129	38	961	15.5	29

Three-point FG: '03-04 1-5 (.200) '04-05 4-18 (.250) '05-06 24-85 (.289) '06-07 7-18 (.389) '07-08 1-10 (.100) '08-09 8-32 (.250) Total 45-146 (.308)

NBA ALL-STAR STATISTICS

YEAR	SITE	GP	GS	MIN	AVG	FGM-FGA	PCT	FTM-FTA	PCT	OFF	DEF	TOT	AST	PF-D	STL	TD	BLK	PTS	AVG
2007	LV	1	0	20	1-3	.333	1-2	.500	1	3	4	3	1-0	0	2	0	3	3.0	
TOT		1	0	20	1-3	.333	1-2	.500	1	3	4	3	1-0	0	2	0	3	3.0	

Three-point FG: '07, 0-1 (.000). Total, 0-1 (.000)

HOWARD, JUAN – 5/SS

• 6-9 Forward • Michigan '96 • Born 2/7/73
 • Acquired from Washington with Carvin Bonif and Obinna Ekezie for Christian Laettner, Hubert Davis, Loy Vaught, Courtney Alexander, Etan Thomas and cash 2/22/01
 • Free agent signed 11/17/7 • Traded with Tim Hardaway, Lonnell Harvey and a 2012 first-round draft choice to Denver for Tariq Abdul-Wahad, Avery Johnson, Raef LaFrentz and Nick Van Exel 2/21/02
 • Completed contract 5/08

YEAR	GP	GS	MIN	AVG	FGM-FGA	PCT	FTM-FTA	PCT	OFF	Rebounds			AST	PF-D	STL	TD	BLK	PTS	AVG	HI
										DEF	TOT	AVG								
00-01	27	27	993	36.8	191-391	.488	99-127	.780	50	143	193	7.1	70	106-1	29	73	18	481	17.8	32
01-02	53	44	1659	31.3	270-585	.462	144-191	.754	138	252	390	7.4	93	170-1	28	78	30	684	12.9	36
07-08	50	0	353	7.1	23-64	.359	11-14	.786	21	80	81	1.6	17	62-0	5	17	2	57	1.1	6
TOT	130	71	3095	23.1	484-1040	.465	254-332	.765	209	455	664	5.1	180	338-2	62	158	48	1222	9.4	36

Three-point FG: '00-01, 0-3 (.000) '01-02, 0-1 (.000) Total, 0-4 (.000)

NBA Playoff Statistics

YEAR	GP	GS	MIN	AVG	FGM-FGA	PCT	FTM-FTA	PCT	OFF	Rebounds			AST	PF-D	STL	TD	BLK	PTS	AVG	HI
										DEF	TOT	AVG								
00-01	10	10	391	39.1	49-138	.360	36-45	.800	29	54	83	8.3	14	38-0	8	14	5	134	13.4	19
07-08	3	0	11	3.7	0-2	.000	1-4	.250	0	0	0	0.0	1	2-0	0	0	0	1	0.3	1
TOT	13	10	402	30.8	49-138	.355	37-49	.755	29	54	83	8.3	15	40-0	8	14	5	135	10.4	19

Three-point FG: None Attempted.

HUGHES, RICK – 3

• 6-9 Forward • Thomas More '98 • Born 8/22/73 • Free agent signed 11/4/99 • Waived 1/5/00

YEAR	GP	GS	MIN	AVG	FGM-FGA	PCT	FTM-FTA	PCT	OFF	Rebounds			AST	PF-D	STL	TD	BLK	PTS	AVG	HI
										DEF	TOT	AVG								
99-00	21	0	224	10.7	35-72	.486	12-26	.462	24	25	49	2.3	9	30-0	3	14	1	82	3.9	13

Three-point FG: 0-1 (.000)

HUMPHRIES, KRIS – 43

• 6-9 Forward • Minnesota '07 • Born 2/6/85 • Acquired from Toronto with Shawn Marion, Nathan Jawai and cash considerations in a deal that also sent Antone Wright and Devean George to Toronto and Greg Buckner to Memphis for Jerry Stackhouse and cash considerations, a second-round pick and cash considerations from Toronto to Memphis, and Hedo Turkoglu from Orlando to Toronto for cash considerations from Dallas and Toronto • Traded to New Jersey along with Shawne Williams in exchange for Eduard Najera

YEAR	GP	GS	MIN	AVG	FGM-FGA	PCT	FTM-FTA	PCT	OFF	Rebounds			AST	PF-D	STL	TD	BLK	PTS	AVG	HI
										DEF	TOT	AVG								
09-10	25	0	315	12.6	63-115	.461	25-44	.568	38	57	95	3.8	7	43-0	7	13	11	131	5.2	15

Three-point FG: None Attempted.



HUSTON, GEOFF - 20

• 6-2 Guard • Dispersal choice from New York • Texas Tech '79 • Born 11/8/57
• Traded to Cleveland with 1983 third-round choice for 1985 first-round choice and Chad Knoch 2/7/81

YEAR	GP-GS	MIN	AVG	FGM-FGA	PCT	FTM-FTA	PCT	OFF	Rebounds		AVG	AST	PF-D	STL	TD	BLK	PTS	AVG	HI
									DEF	TOT									
80-81	56-56	1892	33.8	385-789	.488	128-185	.692	33	86	99	4.9	277	113-1	45	148	8	899	16.1	29

Three-point FG: 1-4 (.250).

IUZZOLINO, MIKE - 55 (1991-92) - 13 (1992-93)

• 5-11 Guard • D-1991 2nd Rnd (35th overall) • St. Francis (Pa.) '91 • Born 1/22/68 • Completed contract 4/93

YEAR	GP-GS	MIN	AVG	FGM-FGA	PCT	FTM-FTA	PCT	OFF	Rebounds		AVG	AST	PF-D	STL	TD	BLK	PTS	AVG	HI
									DEF	TOT									
91-92	52-21	1280	24.6	160-355	.451	107-128	.836	27	71	98	1.9	194	79-0	33	92	1	486	9.3	23
92-93	70-23	1769	25.3	221-478	.462	114-149	.785	31	109	140	2.0	328	101-0	49	129	6	610	8.7	23
TOT	122-44	3049	25.0	381-833	.457	221-277	.798	58	180	238	2.0	522	180-0	82	221	7	1096	9.0	23

Three-point FG: '91-92, 59-136 (.434); '92-93, 54-144 (.375). Total, 113-280 (.404).

JACKSON, JIM - 24

• 6-6 Guard • D-1992 1st Rnd (4th overall) • Ohio State '93 • Born 10/14/70
• Traded to New Jersey with Sam Cassell, Chris Gethler, George McCloud and Eric Montross for Shawn Bradley, Ed O'Bannon, Robert Pack and Khairi Reeves 2/17/97

YEAR	GP-GS	MIN	AVG	FGM-FGA	PCT	FTM-FTA	PCT	OFF	Rebounds		AVG	AST	PF-D	STL	TD	BLK	PTS	AVG	HI
									DEF	TOT									
92-93	28-28	938	33.5	184-466	.395	68-92	.739	42	80	122	4.4	131	80-0	40	115	11	457	16.3	32
93-94	82-82	3066	37.4	637-1432	.445	285-347	.821	169	219	388	4.7	374	161-0	87	334	25	1575	19.2	37
94-95	51-51	1982	38.9	484-1026	.472	306-380	.805	120	140	260	5.1	191	92-0	28	160	12	1308	25.7	50
95-96	82-82	2820	34.4	569-1308	.435	345-418	.825	173	237	410	5.0	235	165-0	47	191	22	1604	19.6	38
96-97	46-46	1676	36.4	260-588	.442	148-188	.787	81	146	227	4.9	156	113-0	57	107	15	714	15.5	28
TOT	289-289	10482	36.3	2134-4820	.443	1152-1425	.808	585	822	1407	4.9	1087	611-0	259	907	85	5650	19.6	50

Three-point FG: '92-93, 21-73 (.288); '93-94, 7-60 (.283); '94-95, 35-110 (.318); '95-96, 121-333 (.363); '96-97, 46-139 (.331). Total, 240-715 (.338).

JACKSON, MYRON - 6

• 6-3 Guard • D-1986 4th Rnd (85th overall) • Ark. Little Rock '86 • Born 5/6/64 • Waived 12/22/86

YEAR	GP-GS	MIN	AVG	FGM-FGA	PCT	FTM-FTA	PCT	OFF	Rebounds		AVG	AST	PF-D	STL	TD	BLK	PTS	AVG	HI
									DEF	TOT									
86-87	8-0	22	2.8	2-9	.222	7-8	.875	1	2	3	0.8	6	1-0	1	5	0	11	1.4	3

Three-point FG: None Attempted.

JACKSON, RANDELL - 43

• 6-11 Forward • Florida State '99 • Born 1/16/76 • Free agent signed 11/1/99 • Waived 12/19/99

YEAR	GP-GS	MIN	AVG	FGM-FGA	PCT	FTM-FTA	PCT	OFF	Rebounds		AVG	AST	PF-D	STL	TD	BLK	PTS	AVG	HI
									DEF	TOT									
99-00	1-0	1	1.0	0-0	.000	0-0	.000	0	0	0	0.0	0	0-0	0	0	0	0	0.0	0

Three-point FG: None Attempted.

JAMISON, ANTAWN - 33

• 6-9 Forward • North Carolina '99 • Born 6/12/76
• Acquired from Golden State with Danny Fortson, Chris Mills and Jim Welsh for Evan Eschmeyer, Avery Johnson, Popeye Jones, Antoine Rigaudeau and Nick Van Exel 8/18/03
• Traded to Washington with cash considerations for Christian Laettner, Jerry Stackhouse and the draft rights to Devin Harris 6/24/04

YEAR	GP-GS	MIN	AVG	FGM-FGA	PCT	FTM-FTA	PCT	OFF	Rebounds		AVG	AST	PF-D	STL	TD	BLK	PTS	AVG	HI
									DEF	TOT									
03-04	82-2	2376	28.0	488-913	.535	220-294	.748	233	287	520	6.3	70	174-2	83	81	30	1242	14.8	26

Three-point FG: 16-40 (.400).

MBA PLAYOFF STATISTICS																			
03-04	5-0	109	21.8	26-57	.456	11-15	.733	15	18	25	5.0	2	15-0	5	5	2	85	13.0	20

Three-point FG: 2-8 (.250).

JEELANI, ABDUL (GARY COLE) - 11

• 6-8 Forward • Dispersal choice from Portland • Wisconsin Parkside '76 • Born 2/10/54 • Waived 10/5/81

YEAR	GP-GS	MIN	AVG	FGM-FGA	PCT	FTM-FTA	PCT	OFF	Rebounds		AVG	AST	PF-D	STL	TD	BLK	PTS	AVG	HI
									DEF	TOT									
80-81	68-12	1108	16.8	187-440	.425	179-220	.814	83	147	230	3.5	65	123-2	44	87	31	563	8.4	31

Three-point FG: 0-1 (.000).



JOHNSON, ANTHONY - 8

• 6-3 Guard • College of Charleston '97 • Born 10/2/74
• Acquired from Indiana for Darrell Armstrong, Josh Power and Rawle Marshall 6/24/06 • Traded to Atlanta for a 2007 second-round pick 2/22/07

YEAR	GP-GS	MIN	AVG	FGM-FGA	PCT	FTM-FTA	PCT	OFF	Rebounds		AVG	AST	PF-D	STL	TO	BLK	PTS	AVG	HI
									DEF	TOT									
06-07	40-0	562	14.1	60-146	.416	21-29	.724	13	35	48	1.2	78	68-0	16	31	1	152	3.8	11

Three-point FG: 11-29 (.379).

JOHNSON, AVERY - 5 (2001-02) - 6 (2002-03)

• 5-11 Guard • Southern '88 • Born 3/25/65
• Acquired from Denver with Tarik Abdul-Wahad, Rael LaFrentz and Nick Van Exel for Tim Hardaway, Donnell Harvey, Jovan Howard and a 2002 first-round draft choice 2/21/02 • Traded to Golden State with Evan Eschmeyer, Popeye Jones, Antoine Rigaudeau and Nick Van Exel for Danny Fortson, Antawn Jamison, Chris Mills and Jim Velsch 8/18/03
• Free agent signed 9/30/04 • Announced retirement 10/28/04

YEAR	GP-GS	MIN	AVG	FGM-FGA	PCT	FTM-FTA	PCT	OFF	Rebounds		AVG	AST	PF-D	STL	TO	BLK	PTS	AVG	HI
									DEF	TOT									
01-02	17-0	152	8.9	21-49	.429	12-17	.706	0	5	5	0.3	28	17-0	5	9	1	54	3.2	15
02-03	48-0	430	9.0	63-150	.420	30-39	.769	10	21	31	0.6	64	26-0	15	29	1	156	3.3	12
TOT	65-0	582	9.0	84-199	.422	42-56	.750	10	26	37	0.6	92	43-0	20	38	2	210	3.2	15

Three-point FG: '01-02, None Attempted; '02-03, 0-2 (.000) Total, 0-2 (.000).

JONES, ANTHONY - 21

• 6-6 Guard • Nevada-Las Vegas '86 • Born 9/13/62 • Free agent signed 1/22/89 • Completed contract 5/90 • Rights renounced 6/27/90

YEAR	GP-GS	MIN	AVG	FGM-FGA	PCT	FTM-FTA	PCT	OFF	Rebounds		AVG	AST	PF-D	STL	TO	BLK	PTS	AVG	HI
									DEF	TOT									
88-89	26-0	131	5.2	24-64	.375	12-14	.857	10	18	28	0.8	13	13-0	9	4	2	64	2.6	8
89-90	66-0	650	9.8	72-194	.371	47-69	.681	33	49	82	1.2	29	77-0	32	42	16	195	3.0	13
TOT	91-0	781	8.6	96-258	.372	59-83	.711	43	68	102	1.1	42	90-0	41	46	18	259	2.8	13

Three-point FG: 88-89, 4-15 (.267) '89-90, 4-13 (.308) Total, 8-28 (.286)

NBA PLAYOFF STATISTICS

89-90	1-0	3	3.0	0-0	0-0	0	0	0	0	0	0.0	0	0-0	0	0	0	0	0.0	0
-------	-----	---	-----	-----	-----	---	---	---	---	---	-----	---	-----	---	---	---	---	-----	---

Three-point FG: None Attempted.

JONES, DAMON - 11

• 6-3 Guard • Houston '98 • Born 8/25/76 • Free agent signed 12/2/99 • Completed contract 5/00

YEAR	GP-GS	MIN	AVG	FGM-FGA	PCT	FTM-FTA	PCT	OFF	Rebounds		AVG	AST	PF-D	STL	TO	BLK	PTS	AVG	HI
									DEF	TOT									
99-00	42-0	418	8.8	65-154	.367	25-38	.661	12	27	38	1.4	57	21-0	12	25	1	185	3.9	18

Three-point FG: 30-91 (.330)

JONES, EDDIE - 6

• 6-6 Guard • Temple '94 • Born 10/21/71 • Free agent signed 8/6/07 • Traded to Indiana with two second-round picks for Shawne Williams 10/10/08

YEAR	GP-GS	MIN	AVG	FGM-FGA	PCT	FTM-FTA	PCT	OFF	Rebounds		AVG	AST	PF-D	STL	TO	BLK	PTS	AVG	HI
									DEF	TOT									
07-08	47-33	922	19.6	66-180	.367	10-14	.714	18	114	132	2.8	69	72-0	26	29	8	176	3.7	17

Three-point FG: 34-116 (.293)

NBA Playoff Statistics

07-08	3-0	22	7.3	2-6	.333	1-1	1.000	0	3	3	1.0	1	3-0	1	1	0	8	2.0	2
-------	-----	----	-----	-----	------	-----	-------	---	---	---	-----	---	-----	---	---	---	---	-----	---

Three-point FG: 1-4 (.250)

JONES, POPEYE - 54

• 6-8 Forward • Murray State '92 • Born 6/17/70 • Acquired from Houston for the rights to Eric Riley 6/30/93 • Free agent signed 10/20/02
• Traded to Toronto with New York's 1997 first-round pick and a conditional right to flip picks with Minnesota's 1997 or 1998 first-round pick for Jimmy King and second-round picks in either '97 and '98 or '98 and '99 7/23/96 • Traded to Golden State with Evan Eschmeyer, Avery Johnson, Antoine Rigaudeau and Nick Van Exel for Danny Fortson, Antawn Jamison, Chris Mills and Jim Velsch 8/18/03

YEAR	GP-GS	MIN	AVG	FGM-FGA	PCT	FTM-FTA	PCT	OFF	Rebounds		AVG	AST	PF-D	STL	TO	BLK	PTS	AVG	HI
									DEF	TOT									
93-94	81-47	1773	21.8	195-407	.478	78-107	.729	299	306	605	7.5	99	246-2	61	94	31	468	5.8	18
94-95	80-80	2385	28.8	372-839	.443	80-124	.645	329	515	844	10.6	163	267-5	35	124	27	825	10.3	25
95-96	68-68	2322	34.1	327-733	.446	102-133	.767	260	477	737	10.8	132	262-8	54	109	27	770	11.3	24
02-03	26-0	222	8.5	24-62	.387	5-11	.455	29	30	59	2.3	8	31-0	5	15	0	53	2.0	11
TOT	255-195	6702	26.3	918-2041	.450	265-375	.707	917	1328	2245	8.8	402	806-15	155	342	85	2118	8.3	25

Three-point FG: 93-94, 8-1 (.000); 94-95, 1-12 (.083); 95-96, 14-39 (.359); 02-03, None Attempted Total, 15-52 (.288)



KEA, CLARENCE - 53

• 6-6 Forward • D-1980 8th Rd (169th overall) • Lamar '80 • Born 2/2/59
• Waived 10/8/80 • Free agent signed 2/10/81 • Waived 10/26/81 • Free agent signed 12/22/81 • Waived 10/9/82

YEAR	GP-GS	MIN	AVG	FGM-FGA	PCT	FTM-FTA	PCT	OFF	Rebounds			AST	PF-D	STL	TD	BLK	PTS	AVG	HI
									DEF	TOT	AVG								
80-81	18-0	199	12.4	37-81	.457	43-62	.694	28	39	67	4.2	5	44-2	6	16	1	117	7.3	22
81-82	35-0	248	7.1	26-49	.531	29-42	.690	26	35	61	1.7	14	55-0	4	16	3	81	2.3	10
TOT	51-0	447	8.8	63-130	.485	72-104	.692	54	74	128	2.5	19	99-2	10	32	4	198	3.9	22

Three-point FG: '80-81, 0-1 (.000); '81-82, None Attempted; Total, 0-1 (.000)

KEELING, HAROLD - 43

• 6-2 Guard • D-1985 3rd Rd (63rd overall) • Santa Clara '85 • Born 9/18/63 • Waived 10, 18/85 • Free agent signed 1/3/86 • Completed contract 6, 19/86

YEAR	GP-GS	MIN	AVG	FGM-FGA	PCT	FTM-FTA	PCT	OFF	Rebounds			AST	PF-D	STL	TD	BLK	PTS	AVG	HI
									DEF	TOT	AVG								
85-86	20-0	75	3.8	17-39	.436	10-14	.714	3	3	6	0.5	10	9-0	7	7	0	44	2.2	7

Three-point FG: None Attempted.

NBA Playoff Statistics

YEAR	GP-GS	MIN	AVG	FGM-FGA	PCT	FTM-FTA	PCT	OFF	DEF	TOT	AVG	AST	PF-D	STL	TD	BLK	PTS	AVG	HI
85-86	1-0	1	1.0	0-0	0-0	0-0	0	0	0	0	0.0	0	0-0	0	0	0	0	0.0	0

Three-point FG: None Attempted.

KINCH, CHAD - 21

• 6-4 Guard • UNC Charlotte '80 • Born 5/22/58
• Acquired from Cleveland with a 1985 first-round choice for Geoff Huston and a 1983 third-round choice 2/7/81 • Waived 10/5/81

YEAR	GP-GS	MIN	AVG	FGM-FGA	PCT	FTM-FTA	PCT	OFF	Rebounds			AST	PF-D	STL	TD	BLK	PTS	AVG	HI
									DEF	TOT	AVG								
80-81	12-0	108	8.8	14-46	.311	10-13	.769	8	9	9	0.8	10	9-0	2	8	1	38	3.2	7

Three-point FG: None Attempted.

KING, STACEY - 33

• 6-11 Forward/Center • Oklahoma '89 • Born 1/29/67 • Signed 10-day contract 4/10/97 • Completed contract 4/19/97

YEAR	GP-GS	MIN	AVG	FGM-FGA	PCT	FTM-FTA	PCT	OFF	Rebounds			AST	PF-D	STL	TD	BLK	PTS	AVG	HI
									DEF	TOT	AVG								
96-97	6-0	70	11.7	6-15	.400	0-4	.000	10	8	18	3.0	0	11-0	2	5	0	12	2.0	6

Three-point FG: None Attempted.

LAETTNER, CHRISTIAN - 32

• 6-11 Forward/Center • Duke '92 • Born 8/17/69
• Acquired from Detroit with Terry Mills for Cedric Ceballos, John Wallace, Eric Murdock and cash 8/29/00
• Traded with Jay Vaught, Courtney Alexander, Hubert Davis, Eran Thomas and cash to Washington for Jwan Howard, Calvin Booth and Obinna Ekezie 2/22/01

YEAR	GP-GS	MIN	AVG	FGM-FGA	PCT	FTM-FTA	PCT	OFF	Rebounds			AST	PF-D	STL	TD	BLK	PTS	AVG	HI
									DEF	TOT	AVG								
00-01	63-36	930	17.6	185-323	.511	67-82	.817	76	137	212	4.0	67	159-1	40	78	27	398	7.6	17

Three-point FG: 1-3 (.333)

LAFRENTZ, RAEF - 45

• 6-11 Center • Kansas '98 • Born 5/29/76
• Acquired from Denver with Tang Abdu-Wahad, Avery Johnson and Popeye Jones for Tim Hamaway, Donnell Harvey, Jwan Howard and a 2002 first-round draft pick 2/21/02
• Traded to Boston with Chris Mills, Jin Welsch and a 2004 first-round draft choice for Tony Delk and Antoine Walker 10/20/03

YEAR	GP-GS	MIN	AVG	FGM-FGA	PCT	FTM-FTA	PCT	OFF	Rebounds			AST	PF-D	STL	TD	BLK	PTS	AVG	HI
									DEF	TOT	AVG								
01-02	27-26	787	29.1	114-264	.437	35-46	.761	58	141	200	7.4	29	108-6	24	34	60	292	10.8	30
02-03	69-43	1611	23.3	266-514	.518	60-88	.682	125	205	330	4.8	54	264-8	35	46	81	639	9.3	26
TOT	96-48	2398	25.0	380-778	.490	95-134	.709	184	346	530	5.5	83	372-14	59	80	151	931	9.7	30

Three-point FG: '01-02, 29-95 (.305); '02-03, 47-116 (.405); Total, 76-211 (.360)

NBA Playoff Statistics

YEAR	GP-GS	MIN	AVG	FGM-FGA	PCT	FTM-FTA	PCT	OFF	DEF	TOT	AVG	AST	PF-D	STL	TD	BLK	PTS	AVG	HI
01-02	8-8	245	30.6	39-78	.500	6-11	.545	18	43	61	7.6	5	39-2	2	6	22	90	11.3	24
02-03	20-16	491	24.6	88-157	.433	16-19	.842	36	52	88	4.4	5	86-3	11	14	43	180	8.0	20
TOT	28-24	736	28.3	107-235	.455	22-30	.733	54	95	149	5.3	10	125-5	13	20	65	250	8.9	24

Three-point FG: 01-02, 6-18 (.333); 02-03, 8-40 (.200); Total, 14-58 (.241)



LAGARDE, TOM - 25

• 6-10 Forward/Center • Dispersal choice from Seattle • North Carolina '77 • Born 2/10/55 • Waived 8/31/82

YEAR	GP-GS	MIN	AVG	FGM-FGA	PCT	FTM-FTA	PCT	OFF	DEF	Rebounds		AST	PF-D	STL	TD	BLK	PTS	AVG	HI
										TOT	AVG								
80-81	82-82	2670	32.6	417-888	.470	288-444	.649	177	488	665	8.1	237	293-5	35	206	45	1122	13.7	26
81-82	47-28	909	18.3	113-289	.420	86-168	.518	63	147	210	4.5	49	138-3	17	82	17	312	6.6	18
TOT	129-110	3579	27.7	530-1157	.450	374-610	.613	240	635	875	6.8	286	431-9	52	288	62	1434	11.1	26

Three-point FG: '80-81, None Attempted; '81-82, 0-2 (.000) Total, 0-2 (.000)

LEGLER, TIM - 23

• 6-4 Guard • LaSalle '80 • Born 12/26/66 • Free agent signer 3/2/93 • Did not exercise contract option 6/30/94 • Rights renounced 9/17/94

YEAR	GP-GS	MIN	AVG	FGM-FGA	PCT	FTM-FTA	PCT	OFF	DEF	Rebounds		AST	PF-D	STL	TD	BLK	PTS	AVG	HI
										TOT	AVG								
82-83	30-0	630	21.0	104-238	.437	57-71	.803	25	33	58	1.9	46	63-0	24	28	6	287	9.6	20
83-84	79-0	1322	16.7	231-528	.438	142-169	.840	36	92	128	1.6	128	133-0	52	60	13	666	8.3	25
TOT	109-0	1952	17.8	335-766	.437	199-240	.829	61	125	186	1.7	166	196-0	76	88	19	943	8.7	25

Three-point FG: '82-83, 22-65 (.338) '83-84, 52-139 (.374) Total, 74-204 (.363)

LEVER, FAT - 21

• 6-3 Guard • Arizona State '82 • Born 8/18/60 • Acquired from Denver for Washington's 1990 first-round choice and Detroit's 1991 first-round pick 6/21/90 • Rights renounced 9/2/94

YEAR	GP-GS	MIN	AVG	FGM-FGA	PCT	FTM-FTA	PCT	OFF	DEF	Rebounds		AST	PF-D	STL	TD	BLK	PTS	AVG	HI
										TOT	AVG								
90-91	4-0	86	21.5	9-23	.391	11-14	.786	3	12	15	3.8	12	5-0	6	10	3	29	7.3	13
91-92	31-5	884	28.5	135-349	.387	60-80	.750	56	105	161	5.2	107	73-0	46	36	12	347	11.2	32
92-93									did not play - injured										
93-94	81-54	1947	24.0	227-557	.408	75-98	.765	83	200	283	3.5	213	155-1	159	88	15	555	6.9	16
TOT	116-59	2917	25.1	371-929	.399	146-192	.760	142	317	459	4.0	332	233-1	211	134	30	931	8.0	32

Three-point FG: '90-91, 0-3 (.000); '91-92, 17-52 (.327); '93-94, 26-74 (.351) Total, 43-129 (.333)

LLOYD, SCOTT - 44

• 6-10 Center/Forward • Arizona State '76 • Born 12/19/52 • Free agent signer 10/28/80 • Waived 12/21/82

YEAR	GP-GS	MIN	AVG	FGM-FGA	PCT	FTM-FTA	PCT	OFF	DEF	Rebounds		AST	PF-D	STL	TD	BLK	PTS	AVG	HI
										TOT	AVG								
80-81	72-70	2186	30.4	245-547	.448	147-205	.717	151	293	454	6.3	159	259-8	34	145	25	637	8.8	28
81-82	74-17	1047	14.1	108-285	.379	69-91	.758	60	183	183	2.2	67	175-8	16	58	7	287	3.9	15
82-83	15-0	208	13.7	19-50	.380	11-17	.647	19	27	46	3.1	2.1	24-0	8	8	8	49	3.3	12
TOT	161-87	3439	21.4	372-882	.422	277-313	.725	240	423	663	4.1	247	458-14	55	210	38	973	6.0	28

Three-point FG: '80-81, 0-2 (.000); '81-82, 2-4 (.500) '82-83, 0-1 (.000) Total, 2-7 (.286)

LUE, TYRONN - 10

• 6-3 Guard • Nebraska '89 • Born 5/3/77 • Free agent signer 3/4/08 • Completed contract 5/08

YEAR	GP-GS	MIN	AVG	FGM-FGA	PCT	FTM-FTA	PCT	OFF	DEF	Rebounds		AST	PF-D	STL	TD	BLK	PTS	AVG	HI
										TOT	AVG								
07-08	17-0	172	10.1	27-57	.474	1-4	.250	0	13	13	0.8	15	28-0	0	5	1	64	3.8	13

Three-point FG: 8-17 (.529)

NBA Playoff Statistics

YEAR	GP-GS	MIN	AVG	FGM-FGA	PCT	FTM-FTA	PCT	OFF	DEF	TOT	AVG	AST	PF-D	STL	TD	BLK	PTS	AVG	HI
07-08	2-0	2	1.0	0-1	.000	0-0	---	1	0	1	0.5	1	0-0	0	0	0	0	0.0	--

Three-point FG: None Attempted.

MACK, OLIVER - 17

• 6-3 Guard • East Carolina '79 • Born 6/6/57 • Free agent signer 11/17/80 • Waived 12/22/81

YEAR	GP-GS	MIN	AVG	FGM-FGA	PCT	FTM-FTA	PCT	OFF	DEF	Rebounds		AST	PF-D	STL	TD	BLK	PTS	AVG	HI
										TOT	AVG								
80-81	62-57	1868	28.9	278-600	.463	79-123	.642	92	137	229	3.7	182	114-0	55	70	7	835	10.2	28
81-82	13-3	150	11.5	19-59	.322	6-8	.750	0	18	18	1.4	14	6-0	5	4	1	44	3.4	12
TOT	75-60	1818	24.2	297-659	.451	85-131	.649	100	147	247	3.3	176	120-0	60	74	8	679	9.1	28

Three-point FG: '80-81, 0-9 (.000); '81-82, 0-2 (.000) Total, 0-11 (.000)

MAGLOIRE, JAMAAL - 17

• 6-11 Center • Kentucky '01 • Born 5/21/78 • Free agent signer 2/26/08 • Completed contract 5/08

YEAR	GP-GS	MIN	AVG	FGM-FGA	PCT	FTM-FTA	PCT	OFF	DEF	Rebounds		AST	PF-D	STL	TD	BLK	PTS	AVG	HI
										TOT	AVG								
07-08	7-0	27	3.9	3-9	.500	6-13	.462	1	7	8	1.1	0	8-0	1	7	0	12	1.7	7

Three-point FG: None Attempted.



MANNING, DANNY - 6

• 6-10 Forward • Kansas '88 • Born 5/17/66 • Free agent signer 8/2/01 • Rights renounced 6/24/02

YEAR	GP-GS	MIN	AVG	FGM-FGA	PCT	FTM-FTA	PCT	OFF	Rebounds			AST	PF-D	STL	TD	BLK	PTS	AVG	HI
									DEF	TOT	AVG								
01-02	41-10	552	13.5	71-149	.477	22-33	.667	25	83	108	2.6	30	80-0	21	25	21	165	4.0	13

Three-point FG: 1-7 (.143)

MARSHALL, RAWLE - 1

• 6-7 Guard/Forward • Oakland '05 • Born 2/20/82
• Rookie free agent signer 8/5/05 • Traded to Indiana with Darrell Armstrong and Josh Powell for Anthony Johnson 6/24/06

YEAR	GP-GS	MIN	AVG	FGM-FGA	PCT	FTM-FTA	PCT	OFF	Rebounds			AST	PF-D	STL	TD	BLK	PTS	AVG	HI
									DEF	TOT	AVG								
05-06	23-9	241	10.5	24-60	.400	22-29	.759	8	23	31	1.3	10	17-0	8	15	7	71	3.1	13

Three-point FG: '05-06, 1-3 (.333)

MARTIN, DARRICK - 2

• 5-11 Guard • UCLA '92 • Born 3/6/71 • Free agent signer 8/2/01 • Waived 11/20/01

YEAR	GP-GS	MIN	AVG	FGM-FGA	PCT	FTM-FTA	PCT	OFF	Rebounds			AST	PF-D	STL	TD	BLK	PTS	AVG	HI
									DEF	TOT	AVG								
01-02	3-0	22	7.3	0-10	.000	1-2	.500	8	1	1	0.3	3	4-0	2	1	0	1	0.3	1

Three-point FG: 0-2 (.000)

MASHBURN, JAMAL - 32

• 6-8 Forward • D-1993 1st Rnd (4th overall) • Kentucky '94 • Born 11/29/72 • Traded to Miami for Sasha Danilovic, Martin Mijusepp and Kurt Thomas 2/14/97

YEAR	GP-GS	MIN	AVG	FGM-FGA	PCT	FTM-FTA	PCT	OFF	Rebounds			AST	PF-D	STL	TD	BLK	PTS	AVG	HI
									DEF	TOT	AVG								
93-94	79-73	2896	36.7	561-1382	.406	306-438	.699	107	246	353	4.5	266	205-0	89	245	14	1513	19.2	37
94-95	80-80	2980	37.3	683-1586	.436	447-605	.739	116	215	331	4.1	298	190-0	82	235	8	1926	24.1	50
95-96	18-18	669	37.2	145-383	.379	97-133	.729	37	88	97	5.4	50	39-0	14	56	3	422	23.4	37
96-97	37-21	876	26.4	140-376	.372	72-111	.649	28	87	115	3.1	93	69-0	35	57	5	394	10.6	27
TOT	214-192	7520	35.7	1529-3707	.412	922-1287	.716	288	608	896	4.2	707	503-0	220	592	30	4255	19.9	50

Three-point FG: '93-94, 85-299 (.284); '94-95, 113-344 (.328); '95-96, 35-102 (.343); '96-97, 42-131 (.321) Total, 275-876 (.314)

MAXWELL, VERNON - 3

• 6-4 Guard • Florida '88 • Born 8/12/85 • Free agent signer 2/28/01 • Completed contract 5/01

YEAR	GP-GS	MIN	AVG	FGM-FGA	PCT	FTM-FTA	PCT	OFF	Rebounds			AST	PF-D	STL	TD	BLK	PTS	AVG	HI
									DEF	TOT	AVG								
00-01	19-0	285	15.0	31-98	.316	6-10	.600	1	29	29	1.5	20	31-0	8	17	3	81	4.3	11

Three-point FG: 13-47 (.277)

NBA Playoff Statistics

00-01	4-0	43	10.8	2-10	.200	0-0	.000	1	5	6	1.5	5	6-0	0	2	0	4	1.0	2
-------	-----	----	------	------	------	-----	------	---	---	---	-----	---	-----	---	---	---	---	-----	---

Three-point FG: 0-5 (.000)

MBENGA, DJ - 28

• 7-8 Center • Born 10/30/08 • Rookie free agent signer 7/14/04 • Waived 10/30/07

YEAR	GP-GS	MIN	AVG	FGM-FGA	PCT	FTM-FTA	PCT	OFF	Rebounds			AST	PF-D	STL	TD	BLK	PTS	AVG	HI
									DEF	TOT	AVG								
04-05	15-1	58	3.9	6-14	.429	3-4	.750	3	5	8	0.5	0	13-0	8	5	5	15	1.0	4
05-06	43-1	237	5.5	32-60	.533	10-20	.500	19	37	56	1.3	2	47-0	8	18	25	74	1.7	8
06-07	21-0	79	3.8	5-16	.313	7-8	.875	3	8	11	0.5	6	17	3	5	5	17	0.8	4
TOTAL	79-2	374	4.7	43-90	.478	20-32	.625	25	50	75	0.9	8	77	8	26	35	106	1.3	8

Three-point FG: 04-05, None Attempted; '05-06, 0-1 (.000); '06-07, None Attempted. TOTAL 0-1 (.000)

NBA Playoff Statistics

05-06	7-0	25	3.6	1-3	.333	2-2	1.000	1	7	8	1.1	0	9-0	8	3	1	4	0.6	2
-------	-----	----	-----	-----	------	-----	-------	---	---	---	-----	---	-----	---	---	---	---	-----	---

Three-point FG: None Attempted

MCCANN, BOB - 7

• 6-6 Forward • Morehead State '87 • Born 4/22/64 • Free agent signer 2/12/90 • Waived 10/27/90

YEAR	GP-GS	MIN	AVG	FGM-FGA	PCT	FTM-FTA	PCT	OFF	Rebounds			AST	PF-D	STL	TD	BLK	PTS	AVG	HI
									DEF	TOT	AVG								
89-90	10-0	62	6.2	7-21	.333	12-14	.857	4	8	12	1.2	6	7-0	2	6	2	26	2.6	8

Three-point FG: None Attempted



MC CLOUD, GEORGE - 21

• 6-8 Forward • Florida State '89 • Born 5/27/67
• Signed 10-day contracts 1/30/95 and 2/8/95 • Signed for remainder of season 2/22/95 • Free agent signed 10/5/95
• Traded to New Jersey with Sam Cassell, Chris Gatling, Jim Jackson and Eric Montross for Shawn Bradley, Ed O'Bannon, Robert Pack and Khalid Reeves 2.17/97

YEAR	GP-GS	MIN	AVG	FGM-FGA	PCT	FTM-FTA	PCT	OFF	DEF	Rebounds		AVG	AST	PF-D	STL	TD	BLK	PTS	AVG	HI
										TOT	AVG									
94-95	42-3	802	19.1	144-328	.439	80-96	.833	82	65	147	3.5	53	71-0	23	40	9	402	9.6	25	
95-96	79-63	2846	36.0	530-1281	.414	180-224	.804	116	263	379	4.8	212	212-1	113	166	38	1497	18.9	37	
96-97	41-26	1207	29.4	204-482	.423	77-92	.837	29	114	143	3.5	92	106-1	52	52	8	563	13.7	28	
TOT	162-92	4955	30.0	878-2091	.420	337-412	.818	227	442	669	4.1	357	389-2	188	258	65	2462	15.2	37	

Three-point FG: '94-95, 34-89 (.382) '95-96, 257-678 (.379); 96-97, 78-205 (.380) Total: 369-972 (.380)

MCCRAY, RODNEY - 1

• 6-8 Forward • Louisville '83 • Born 8/29/61
• Acquired from Sacramento for the Kings' 990 second-round choice and Washington's 1991 second-round choice for Bill Wennington, Indiana's 1990 first and Dallas' 1990 first-round choice 6/26/90
• Traded to Chicago for Golden State's 1994 first-round draft choice and two conditional second-round choices 9/18/92

YEAR	GP-GS	MIN	AVG	FGM-FGA	PCT	FTM-FTA	PCT	OFF	DEF	Rebounds		AVG	AST	PF-D	STL	TD	BLK	PTS	AVG	HI
										TOT	AVG									
90-91	74-68	2561	34.6	336-679	.495	159-198	.803	153	407	560	7.6	259	203-3	70	129	51	844	11.4	23	
91-92	75-48	2106	28.1	271-622	.436	110-153	.719	149	319	468	6.2	219	180-2	48	116	30	677	9.0	24	
TOT	149-116	4667	31.3	607-1301	.467	269-351	.766	302	726	1028	6.9	478	383-5	118	244	81	1521	10.2	24	

Three-point FG: '90-91, 13-39 (.333) '91-92, 25-85 (.294) Total: 38-124 (.306)

MENSAH-BONSU, POPS - 21

• 6-9 Forward • George Washington '07 • Born 9/7/83 • Free agent signed 8/3/06 • Waived 8/31/07

YEAR	GP-GS	MIN	AVG	FGM-FGA	PCT	FTM-FTA	PCT	OFF	DEF	Rebounds		AVG	AST	PF-D	STL	TD	BLK	PTS	AVG	HI
										TOT	AVG									
06-07	12-0	71	5.9	11-17	.647	7-18	.389	9	12	21	1.8	0	8-0	1	9	0	29	2.4	6	

Three-point FG: None Attempted.

MEYER, LOREN - 40

• 6-10 Forward/Center • D-1995 1st Round (24th overall) • Iowa State '95 • Born 12/30/72
• Traded to Phoenix with Tony Dumas and Jason Kidd for Sam Cassell, Michael Finley, A.C. Green and a 1998 second-round draft choice 12/26/96

YEAR	GP-GS	MIN	AVG	FGM-FGA	PCT	FTM-FTA	PCT	OFF	DEF	Rebounds		AVG	AST	PF-D	STL	TD	BLK	PTS	AVG	HI
										TOT	AVG									
95-96	72-21	1266	17.6	145-330	.439	70-102	.686	114	205	319	4.4	57	224-6	20	67	32	363	5.0	14	
96-97	18-16	259	13.8	34-78	.438	9-12	.750	14	35	49	2.6	7	62-1	8	27	3	78	4.1	11	
TOT	91-37	1525	16.8	179-408	.439	79-114	.693	128	240	388	4.0	64	278-7	28	94	35	441	4.8	14	

Three-point FG: '95-96, 3-11 (.273); '96-97, 1-2 (.500) Total: 4-13 (.308)

MILLER, OLIVER - 2

• 6-9 Center • Arkansas '92 • Born 4/6/70 • Free agent signed 10/17/96 • Waived 2/7/97

YEAR	GP-GS	MIN	AVG	FGM-FGA	PCT	FTM-FTA	PCT	OFF	DEF	Rebounds		AVG	AST	PF-D	STL	TD	BLK	PTS	AVG	HI
										TOT	AVG									
96-97	42-0	636	19.9	76-164	.464	28-53	.528	82	151	233	5.5	58	133-1	34	70	68	180	4.3	13	

Three-point FG: 0-1 (.000)

MONTROSS, ERIC - 00

• 7-0 Center • North Carolina '94 • Born 9/23/71
• Acquired from Boston with the 9th overall pick in the 1995 NBA Draft for the 6th overall pick in the 1996 draft and Dallas' 1997 first-round pick 6/21/96
• Traded to New Jersey with Sam Cassell, Chris Gatling, Jim Jackson and George McCloud for Shawn Bradley, Ed O'Bannon, Robert Pack and Khalid Reeves 2.17/97

YEAR	GP-GS	MIN	AVG	FGM-FGA	PCT	FTM-FTA	PCT	OFF	DEF	Rebounds		AVG	AST	PF-D	STL	TD	BLK	PTS	AVG	HI
										TOT	AVG									
96-97	47-46	984	20.9	86-187	.460	10-34	.294	66	170	236	5.0	32	150-2	9	51	34	182	3.9	12	

Three-point FG: None Attempted.

MOORE, TRACY - 20

• 6-4 Guard • Tulsa '88 • Born 12/28/65 • Free agent signed 1/16/92 • Waived 2/4/93

YEAR	GP-GS	MIN	AVG	FGM-FGA	PCT	FTM-FTA	PCT	OFF	DEF	Rebounds		AVG	AST	PF-D	STL	TD	BLK	PTS	AVG	HI
										TOT	AVG									
91-92	42-2	782	18.8	130-325	.400	65-78	.833	31	51	62	2.8	48	97-0	32	44	4	355	8.5	19	
92-93	39-1	610	13.1	103-249	.414	53-61	.869	23	29	52	1.3	47	54-0	21	32	4	282	7.2	20	
TOT	81-3	1292	16.0	233-574	.406	118-139	.848	54	80	134	1.7	95	151-0	53	76	8	637	7.9	20	

Three-point FG: '91-92, 30-84 (.357) '92-93, 23-67 (.343) Total: 53-151 (.351)

MORNINGSTAR, DARREN – 50

• 6-11 Center • Pittsburgh 92 • Born 4/22/69 • Free agent signed 10/7/93 • Waived 11/23/93

YEAR	GP-GS	MIN	AVG	FGM-FGA		FTM-FTA		PCT	OFF	DEF	Rebounds		AST	PF-D	STL	TO	BLK	PTS	AVG	HI
				PCT	PCT	TOT	AVG													
93-94	22-15	383	16.5	38-81	.469	18-38	.600	31	49	80	3.6	15	69-1	14	19	2	94	4.3	11	

Three-point FG: None Attempted.

MÖURSEPP, MARTIN – 31 (2/15/97 TO 2/18/97) – 13 (2/19/97 TO 6/23/98)

• 6-9 Forward • Estonia • Born 9/28/74
 • Acquired from Miami with Kurt Thomas and Sasha Danilovic for Jamal Mashburn 2/14/97
 • Traded to Phoenix with Bubba Wells, the draft rights to Pat Garrity and a first-round choice for Steve Nash 6/24/98

YEAR	GP-GS	MIN	AVG	FGM-FGA		FTM-FTA		PCT	OFF	DEF	Rebounds		AST	PF-D	STL	TO	BLK	PTS	AVG	HI
				PCT	PCT	TOT	AVG													
96-97	32-0	221	6.9	49-117	.419	38-56	.679	33	29	62	1.8	17	55-1	12	16	10	139	4.3	18	
97-98	41-7	603	14.7	83-191	.435	51-67	.761	46	68	114	2.8	30	96-1	29	29	14	233	6.7	24	
TOT	73-7	824	11.3	132-308	.429	89-123	.724	79	97	176	2.4	47	151-2	41	44	24	372	6.1	24	

Three-point FG: '96-97, 3-20 (.150); '97-98, 16-38 (.421). Total, 19-58 (.328).

NAJERA, EDUARDO – 14

• 6-8 Forward • Oklahoma 100 • Born 7/11/76
 • Draft rights acquired from Houston with a second-round pick for the draft rights to Dan Langis 6/28/00 • Traded to Golden State with Christian Lantieri, two future first-round picks, cash considerations and the draft rights to Luis Flores and Mladen Sekularac for Erick Dampier, Dan Dickau, Evan Eschmeyer, and the draft rights to Steve Logan 8/24/04 • Acquired by Dallas from New Jersey in exchange for Kris Humphries and Shawne Williams (1-11-10) • Traded along with Erick Dampier and Matt Carroll to Charlotte in exchange for Tyson Chandler and Alexis Ajinxa

YEAR	GP-GS	MIN	AVG	FGM-FGA		FTM-FTA		PCT	OFF	DEF	Rebounds		AST	PF-D	STL	TO	BLK	PTS	AVG	HI
				PCT	PCT	TOT	AVG													
00-01	40-4	431	10.8	68-111	.623	14-33	.424	41	54	95	2.4	27	48-0	13	17	8	131	3.3	10	
01-02	62-11	1357	21.9	150-300	.500	100-145	.676	149	193	342	5.5	38	156-2	58	40	30	400	6.5	19	
02-03	48-12	1103	23.0	129-231	.568	62-91	.681	90	133	223	4.6	47	129-1	40	23	22	320	6.7	16	
03-04	58-7	720	12.4	72-162	.444	30-46	.652	67	89	156	2.7	25	90-1	35	29	19	178	3.0	11	
09-10	33-3	481	14.6	42-93	.452	8-12	.667	22	55	77	2.3	14	61-0	17	13	12	108	3.3	11	
TOT	241-37	4092	16.8	451-897	.503	214-330	.648	369	524	893	3.7	151	484-4	161	122	91	1135	4.7	19	

Three-point FG: '00-01, 1-3 (.333); '01-02, 0-2 (.000); '02-03, 0-1 (.000); '03-04, 2-4 (.500); '09-10, 16-47 (.340). Total, 19-57 (.333).

NBA Playoff Statistics

YEAR	GP-GS	MIN	AVG	FGM-FGA		FTM-FTA		PCT	OFF	DEF	Rebounds		AST	PF-D	STL	TO	BLK	PTS	AVG	HI
				PCT	PCT	TOT	AVG													
00-01	7-0	44	8.3	9-17	.529	0-0	.000	7	8	15	2.1	1	8-0	1	1	1	21	3.0	10	
01-02	8-4	122	15.3	18-23	.786	5-8	.625	3	18	13	1.8	1	22-0	3	2	0	37	4.6	13	
02-03	19-5	394	20.7	39-86	.453	38-48	.792	36	38	74	3.9	15	53-1	14	18	4	116	6.1	12	
03-04	5-0	57	11.4	5-11	.455	2-2	1.000	10	7	17	3.4	3	12-0	3	2	2	12	2.4	6	
09-10	6-0	38	7.2	2-8	.250	0-0	.000	5	4	9	1.8	0	8-0	2	1	0	4	0.8	2	
TOT	44-9	653	14.8	71-145	.490	45-58	.776	61	67	128	2.9	20	103-1	23	22	7	190	4.3	13	

Three-point FG: '00-01, 3-4 (.750); '01-02, None Attempted; '02-03, None Attempted; '03-04, None Attempted; '09-10, 0-5 (.000). Total, 3-9 (.333).

NASH, STEVE – 13

• 6-3 Guard • Santa Clara 96 • Born 2/7/74
 • Acquired from Phoenix for Martin Muursepp, Bubba Wells, the draft rights to Pat Garrity and a 1999 first-round draft choice 6/24/98
 • Completed contract 6/1/04

YEAR	GP-GS	MIN	AVG	FGM-FGA		FTM-FTA		PCT	OFF	DEF	Rebounds		AST	PF-D	STL	TO	BLK	PTS	AVG	HI
				PCT	PCT	TOT	AVG													
98-99	40-40	1289	31.7	114-314	.363	38-46	.826	32	82	114	219	5.5	98-2	37	83	2	315	7.9	22	
99-00	58-27	1532	27.4	173-363	.477	75-85	.882	34	87	121	272	4.9	122-1	37	102	3	481	8.6	24	
00-01	70-70	2387	34.1	386-792	.487	231-258	.895	45	177	223	509	7.3	158-0	72	205	5	1092	15.6	31	
01-02	82-82	2837	34.6	525-1088	.483	260-293	.887	50	204	254	634	7.7	164-0	53	229	4	1466	17.9	39	
02-03	82-82	2711	33.1	518-1114	.465	308-339	.909	63	171	234	598	7.3	134-0	85	192	8	1455	17.7	32	
03-04	78-78	2612	33.5	397-845	.470	230-251	.916	59	173	232	687	8.8	139-0	67	209	8	1128	14.5	31	
TOT	408-379	13,348	32.7	2113-4516	.468	1142-1272	.898	284	894	1178	2919	7.2	815-3	351	1020	28	5937	14.6	39	

Three-point FG: '98-99, 49-131 (.374); '99-00, 60-149 (.403); '00-01, 89-219 (.406); '01-02, 156-343 (.455); '02-03, 111-269 (.413); '03-04, 104-257 (.405). Total, 569-1368 (.416).

NBA Playoff Statistics

YEAR	GP-GS	MIN	AVG	FGM-FGA		FTM-FTA		PCT	OFF	DEF	Rebounds		AST	PF-D	STL	TO	BLK	PTS	AVG	HI
				PCT	PCT	TOT	AVG													
00-01	10-10	370	37.0	45-108	.417	30-34	.882	8	28	32	64	6.4	19-0	8	25	1	136	13.6	27	
01-02	8-8	323	40.4	51-118	.432	34-35	.971	7	25	32	70	8.8	20-0	4	30	0	156	19.5	30	
02-03	20-20	729	36.5	115-257	.447	55-63	.873	15	55	78	145	7.3	47-0	17	51	1	322	16.1	31	
03-04	5-5	197	39.4	27-70	.386	8-9	.889	6	20	26	45	9.0	14-0	4	12	8	68	13.6	24	
TOT	43-43	1619	37.7	238-553	.430	127-141	.901	34	126	160	324	7.5	100-0	31	118	2	682	15.9	31	

Three-point FG: '00-01, 16-39 (.410); '01-02, 20-45 (.444); '02-03, 37-76 (.487); '03-04, 6-16 (.375). Total, 79-176 (.449).

NBA ALL STAR STATISTICS

YEAR	SITE	GP-GS	MIN	FGM-FGA	PCT	FTM-FTA	PCT	OFF	DEF	TOT	AST	PF-D	STL	TO	BLK	PTS	AVG
2002	PHI	1-0	24	3-8	.333	0-0	.000	2	1	3	9	1-0	1	0	8	8.0	
2003	ATL	1-0	16	1-3	.333	0-1	.000	2	3	5	3	1-0	1	4	2	2.0	
TOT		2-0	40	4-12	.333	0-1	.000	4	4	8	12	2-0	2	4	10	5.0	

Three-point FG: '02, 2-4 (.500); '03, 0-2 (.000). Total, 2-6 (.333).



N'DIAYE, MAMADOU - 34

• 7-0 Center • Auburn '00 • Born 6/16/75 • Signed 10-day contract 1/6/04 • Signed second 10-day contract 1/16/04 • Completed contract 1/27/04

YEAR	GP-GS	MIN	AVG	FGM-FGA	PCT	FTM-FTA	PCT	OFF	DEF	Rebounds		AST	PF-D	STL	TD	BLK	PTS	AVG	HI
										TOT	AVG								
01-02	47-17	724	15.4	67-148	.453	42-58	.724	9	48	49	1.0	14	88-2	29	21	4	198	4.2	17

Three-point FG: 22-57 (.386)

NEWMAN, JOHNNY - 2

• 6-7 Forward • Richmond '85 • Born 11/28/63 • Free agent signed 11/27/01 • Completed contract 5/02

YEAR	GP-GS	MIN	AVG	FGM-FGA	PCT	FTM-FTA	PCT	OFF	DEF	Rebounds		AST	PF-D	STL	TD	BLK	PTS	AVG	HI
										TOT	AVG								
01-02	47-17	724	15.4	67-148	.453	42-58	.724	9	48	49	1.0	14	88-0	29	21	4	198	4.2	10

Three-point FG: 22-57 (.386)

YEAR	GP-GS	MIN	AVG	FGM-FGA	PCT	FTM-FTA	PCT	OFF	DEF	NBA Playoff Statistics		AST	PF-D	STL	TD	BLK	PTS	AVG	HI
										DEF	TOT								
01-02	3-2	22	7.3	1-7	.143	0-0	.000	0	0	0	0.0	2	5-0	0	0	0	3	1.0	3

Three-point FG: 1-6 (.167)

NIMPHIUS, KURT - 40

• 6-1 Forward/Center • Arizona State '80 • Born 3/13/58 • Free agent signed 9/26/81 • Traded to L.A. Clippers for James Donaldson 11/25/85

YEAR	GP-GS	MIN	AVG	FGM-FGA	PCT	FTM-FTA	PCT	OFF	DEF	Rebounds		AST	PF-D	STL	TD	BLK	PTS	AVG	HI
										TOT	AVG								
81-82	63-27	1085	17.2	137-297	.461	63-108	.583	92	203	295	4.7	61	190-5	17	56	82	337	5.3	20
82-83	81-12	1515	18.7	174-365	.490	77-140	.550	157	247	404	5.0	115	287-11	24	66	111	426	5.3	20
83-84	82-46	2284	27.9	272-523	.520	101-162	.623	182	331	513	6.3	176	283-5	41	98	144	645	7.9	24
84-85	82-40	2010	24.5	196-434	.452	108-140	.771	136	272	408	5.0	183	262-4	30	95	126	500	6.1	16
85-86	13-4	280	21.5	37-72	.514	17-29	.586	23	37	60	4.6	14	38-1	3	13	12	91	7.0	20
TOT	321-129	7174	22.3	816-1681	.485	386-579	.632	590	1090	1680	5.2	548	1060-26	115	328	475	2000	8.2	24

Three-point FG: '81-82, None Attempted; '82-83, 1-1 (.000); '83-84, 1-4 (.250); '84-85, 0-6 (.000); '85-86, 0-1 (.000) Total, 2-12 (.167)

YEAR	GP-GS	MIN	AVG	FGM-FGA	PCT	FTM-FTA	PCT	OFF	DEF	NBA Playoff Statistics		AST	PF-D	STL	TD	BLK	PTS	AVG	HI
										DEF	TOT								
83-84	10-0	178	17.8	14-33	.424	14-17	.824	20	33	53	6.3	13	24-0	0	9	14	42	4.2	9
84-85	4-0	50	12.5	3-6	.500	0-0	—	3	3	6	1.5	3	10-0	1	2	1	6	1.5	4
TOT	14-0	228	16.3	17-39	.436	14-17	.824	23	36	59	4.2	16	34-0	1	11	15	48	3.4	9

Three-point FG: None Attempted.

STEVE NOVAK - 21

• 6-10 Forward • Marquette '06 • Born 6/13/83 • Signed 9/23/10 • Waived 1/5/11

YEAR	GP-GS	MIN	AVG	FGM-FGA	PCT	FTM-FTA	PCT	OFF	DEF	Rebounds		AST	PF-D	STL	TD	BLK	PTS	AVG	HI
										TOT	AVG								
10-11	7-0	18	2.6	4-8	.500	0-0	—	0	6	5	0.7	0	3-0	0	0	0	11	1.6	3

Three-point FG: 3-4 (.750)

NUTT, DENNIS - 21

• 6-2 Guard • TCU '85 • Born 3/25/63 • Free agent signed 12/31/86 • Waived 10/30/87

YEAR	GP-GS	MIN	AVG	FGM-FGA	PCT	FTM-FTA	PCT	OFF	DEF	Rebounds		AST	PF-D	STL	TD	BLK	PTS	AVG	HI
										TOT	AVG								
86-87	25-0	91	3.6	16-40	.400	20-22	.909	1	7	8	0.6	18	6-0	7	18	0	57	2.3	11

Three-point FG: 5-17 (.294)

YEAR	GP-GS	MIN	AVG	FGM-FGA	PCT	FTM-FTA	PCT	OFF	DEF	NBA PLAYOFF statistics		AST	PF-D	STL	TD	BLK	PTS	AVG	HI
										DEF	TOT								
86-87	1-0	18	10.0	1-5	.200	0-0	—	1	1	2	1.0	1	0-0	0	1	0	2	2.0	2

Three-point FG: 0-2 (.000)

O'BANNON, ED - 31

• 6-8 Forward • UCLA '95 • Born 9/14/72
• Acquired from New Jersey with Robert Pack, Shawn Bradley and Khalid Reeves for Eric Montross, George McCLOUD, Jim Jackson, Sam Cassell, and Chris Gatung 2/17/97
• Traded to Orlando with Derek Harper for Dennis Scott and \$500,000 9/24/97

YEAR	GP-GS	MIN	AVG	FGM-FGA	PCT	FTM-FTA	PCT	OFF	DEF	Rebounds		AST	PF-D	STL	TD	BLK	PTS	AVG	HI
										TOT	AVG								
96-97	19-0	175	8.2	17-72	.236	11-12	.917	9	27	36	1.9	11	19-0	5	6	2	46	2.4	7

Three-point FG: 1-10 (.100)

OLLIE, KEVIN - 3

• 6-4 Guard • Connecticut '95 • Born 12/27/72 • Free agent signed 10/7/97 • Waived 12/17/97

YEAR	GP-GS	MIN	AVG	FGM-FGA	PCT	FTM-FTA	PCT	OFF	DEF	Rebounds		AST	PF-D	STL	TD	BLK	PTS	AVG	HI
										TOT	AVG								
97-98	16-0	214	13.4	14-42	.333	18-25	.720	6	15	21	2.0	32	16-0	6	16	0	46	2.9	11

Three-point FG: None Attempted.



PACK, ROBERT - 14

• 6-2 Guard • Southern California '91 • Born 2/3/69
• Acquired from New Jersey with Shawn Bradley, Ed O'Bannon and Khalid Reeves for Sam Cassell, Chris Gatling, Jim Jackson, George McCloud and Eric Montross 2/17/97
• Traded to Boston with John Williams and cash for Dana Barros (part of 4-team, 9-player trade) 8/16/00

YEAR	GP-GS	MIN	AVG	FGM-FGA	PCT	FTM-FTA	PCT	OFF	DEF	Rebounds		AVG	AST	PF-D	STL	TD	BLK	PTS	AVG	HI
										TOT	AVG									
96-97	20-11	507	29.9	79-219	.361	62-73	.849	13	47	60	6.4	127	56-0	35	67	3	229	11.5	23	
97-98	12-10	292	24.3	33-98	.337	25-36	.694	0	26	34	3.5	42	17-0	20	38	1	84	7.8	23	
98-99	25-0	468	18.7	75-174	.431	72-88	.818	8	27	36	3.2	81	41-0	20	49	1	222	8.9	31	
99-00	29-22	665	22.9	96-230	.417	63-78	.808	7	35	42	5.8	168	44-0	31	76	3	259	8.9	27	
TOT	86-43	2022	23.5	283-721	.393	222-275	.807	37	135	172	4.8	418	158-0	106	230	8	804	9.3	31	

Three-point FG: 96-97: 9-38 (.237); 97-98: 3-6 (.500); 98-99: 0-4 (.000); 99-00: 4-11 (.500) Total: 16-59 (.271)

PALMER, WALTER - 31

• 7-1 Center • Dartmouth '90 • Born 10/23/68 • Free agent signer 10/7/92 • Waived 1/5/93

YEAR	GP-GS	MIN	AVG	FGM-FGA	PCT	FTM-FTA	PCT	OFF	DEF	Rebounds		AVG	AST	PF-D	STL	TD	BLK	PTS	AVG	HI
										TOT	AVG									
92-93	20-0	124	6.2	27-57	.474	6-9	.667	12	32	44	2.2	5	29-0	1	10	5	60	3.0	18	

Three-point FG: None Attempted.

PARKS, CHEROKEE - 4

• 6-11 Forward/Center • D-1995 1st Rd (12th overall) • Duke '95 • Born 10/11/72
• Traded to Minnesota for the removal of 2-6 lottery protection on the 1997 first round draft choice the Mavericks acquired from the Timberwolves in the 11/2/94 Sean Rooks trade 6-29/96

YEAR	GP-GS	MIN	AVG	FGM-FGA	PCT	FTM-FTA	PCT	OFF	DEF	Rebounds		AVG	AST	PF-D	STL	TD	BLK	PTS	AVG	HI
										TOT	AVG									
95-96	64-3	869	13.6	101-247	.409	41-62	.661	68	150	216	3.4	29	100-0	25	31	32	250	3.9	25	

Three-point FG: 7-26 (.269)

PAVLOVIC, SASHA - 7

• 6-7 Guard/Forward • Born 11/15/83 • Signed to first 10 day contract on 1/10/11 • Signed to second 10 day contract on 1/20/11 • Completed contract on 1/30/11

YEAR	GP-GS	MIN	AVG	FGM-FGA	PCT	FTM-FTA	PCT	OFF	DEF	Rebounds		AVG	AST	PF-D	STL	TD	BLK	PTS	AVG	HI
										TOT	AVG									
10-11	10-6	163	16.3	15-36	.429	4-5	.800	0	12	12	1.2	7	15-0	5	5	3	41	4.1	11	

Three-point FG: 7-16 (.438)

PERKINS, SAM - 44 (1987-88 THROUGH 1989-90) - 41 (1984-85 THROUGH 1986-87)

• 6-9 1/2 Forward • D-1984 1st Rd (4th overall) • North Carolina '84 • Born 6/14/61 • Free agent signer by the Lakers 8/6/90

YEAR	GP-GS	MIN	AVG	FGM-FGA	PCT	FTM-FTA	PCT	OFF	DEF	Rebounds		AVG	AST	PF-D	STL	TD	BLK	PTS	AVG	HI
										TOT	AVG									
84-85	62-42	2317	28.3	347-736	.471	200-244	.820	189	416	605	7.4	135	236-1	63	102	63	903	11.0	29	
85-86	80-79	2626	32.8	458-910	.503	307-377	.814	195	490	685	8.6	153	212-2	75	145	94	1234	15.4	32	
86-87	80-80	2807	33.8	461-957	.482	245-296	.828	197	419	616	7.7	146	269-6	109	132	77	1186	14.8	29	
87-88	75-75	2499	33.3	394-878	.450	273-332	.822	201	400	601	8.0	118	227-2	74	119	54	1068	14.2	28	
88-89	78-77	2850	36.7	445-959	.464	274-329	.833	235	453	688	8.8	127	224-1	76	141	92	1171	15.0	30	
89-90	75-70	2658	35.1	435-883	.493	330-424	.778	209	363	572	7.5	175	225-4	88	148	64	1206	15.9	45	
TOT	471-423	15057	33.2	2540-5321	.477	1629-2002	.814	1226	2541	3767	8.0	654	1393-16	485	787	444	6766	14.4	45	

Three-point FG: '84-85: 9-36 (.250); '85-86: 11-33 (.333); '86-87: 19-54 (.352); '87-88: 5-30 (.167); '88-89: 7-38 (.184); '89-90: 6-28 (.214) Total: 57-219 (.260)

NBA PLAYOFF STATISTICS

YEAR	GP-GS	MIN	AVG	FGM-FGA	PCT	FTM-FTA	PCT	OFF	DEF	TOT	AVG	AST	PF-D	STL	TD	BLK	PTS	AVG	HI
84-85	4-4	169	42.3	24-49	.490	26-34	.765	16	35	51	12.8	11	13-1	2	3	1	75	18.8	28
85-86	10-10	347	34.7	67-133	.429	33-43	.767	30	53	83	8.3	24	32-0	0	18	14	149	14.9	29
86-87	4-4	133	33.3	26-52	.500	16-23	.696	12	22	34	8.5	5	16-0	4	9	1	68	17.0	24
87-88	17-17	572	33.6	88-185	.451	53-66	.803	39	73	112	6.6	31	51-1	25	30	17	230	13.5	23
89-90	3-3	118	39.3	16-36	.444	13-17	.765	10	12	22	7.3	8	17-2	3	7	2	45	15.0	18
TOT	38-38	1339	35.2	211-405	.454	141-183	.770	107	195	302	7.9	79	129-4	43	65	35	567	14.9	29

Three-point FG: '84-85: 1-4 (.250); '85-86: 2-8 (.250); '86-87: 0-4 (.000); '87-88: 1-7 (.143); '89-90: 0-1 (.000) Total: 4-24 (.167)

PHEGLEY, ROGER - 21

• 6-5 Guard • Bradley '78 • Born 10/16/56 • Free agent signer 2/20/84 • Completed contract 5/84

YEAR	GP-GS	MIN	AVG	FGM-FGA	PCT	FTM-FTA	PCT	OFF	DEF	Rebounds		AVG	AST	PF-D	STL	TD	BLK	PTS	AVG	HI
										TOT	AVG									
83-84	10-0	76	7.6	9-31	.290	2-2	1.000	2	7	9	.9	9	10-0	1	5	0	21	2.1	9	

Three-point FG: 1-4 (.250)

NBA PLAYOFF STATISTICS

YEAR	GP-GS	MIN	AVG	FGM-FGA	PCT	FTM-FTA	PCT	OFF	DEF	TOT	AVG	AST	PF-D	STL	TD	BLK	PTS	AVG	HI
83-84	1-0	5	5.0	0-4	.000	2-2	1.000	0	0	0	0.0	1	2	0	0	0	2	2.0	2

Three-point FG: 0-1 (.000)



PIETKIEWICZ, STAN – 43

• 6-5 Guard • Auburn '78 • Born 7/14/56 • Free agent signed 1/12/01 • Waived 7/24/01

YEAR	GP-GS	MIN	AVG	FGM-FGA	PCT	FTM-FTA	PCT	OFF	Rebounds			AST	PF-D	STL	TO	BLK	PTS	AVG	HI
									DEF	TOT	AVG								
00-01	36-0	431	12.0	55-133	.414	11-14	.786	13	28	41	2.1	75	26-0	15	17	2	140	3.9	10

Three-point FG: 19-48 (.396)

POWELL, JOSH – 33

• 6-9 Forward • North Carolina State • Born 12/5/83 • Rookie free agent signed 9/9/04 • Waived 10/24/04
• Free agent signed 8/5/05 • Traded to Indiana with Darrell Armstrong and Rawle Marshall for Anthony Johnson 6/24/06

YEAR	GP-GS	MIN	AVG	FGM-FGA	PCT	FTM-FTA	PCT	OFF	Rebounds			AST	PF-D	STL	TO	BLK	PTS	AVG	HI
									DEF	TOT	AVG								
05-06	37-2	429	11.6	37-81	.457	36-45	.800	28	53	81	2.2	9	52-0	7	22	4	118	3.0	12

Three-point FG: None Attempted.

NBA Playoff Statistics

YEAR	GP-GS	MIN	AVG	FGM-FGA	PCT	FTM-FTA	PCT	OFF	DEF	TOT	AVG	AST	PF-D	STL	TO	BLK	PTS	AVG	HI
05-06	6-0	25	4.2	0-4	.000	0-0	.000	2	0	2	0.3	1	5-0	0	1	0	0	0.0	0

Three-point FG: None Attempted.

QUINNETT, BRIAN – 23

• 6-8 Forward • Washington State '88 • Born 5/30/66 • Acquired from New York for James Donaldson 2/20/92 • Completed contract 4/92

YEAR	GP-GS	MIN	AVG	FGM-FGA	PCT	FTM-FTA	PCT	OFF	Rebounds			AST	PF-D	STL	TO	BLK	PTS	AVG	HI
									DEF	TOT	AVG								
91-92	15-0	136	9.1	15-51	.294	8-12	.667	7	28	27	1.8	5	11-0	9	8	2	41	2.7	8

Three-point FG: 3-15 (.200)

RANSEY, KELVIN – 14

• 6-2 Guard • Ohio State '80 • Born 5/3/50 • Acquired from Portland for Wayne Cooper and a 1985 first-round choice 6/28/82
• Traded to New Jersey for the Nets' 1985 first-round choice, New York's second-round choice and Foots Walker 8/12/83

YEAR	GP-GS	MIN	AVG	FGM-FGA	PCT	FTM-FTA	PCT	OFF	Rebounds			AST	PF-D	STL	TO	BLK	PTS	AVG	HI
									DEF	TOT	AVG								
82-83	78-4	1607	21.1	343-746	.460	152-199	.764	44	103	147	3.7	280	109-1	58	128	4	840	11.1	35

Three-point FG: 2-16 (.125)

REEVES, KHALID – 6

• 6-3 Guard • Arizona '94 • Born 7/15/72
• Acquired from New Jersey with Shawn Bradley, Earl O'Bannon and Robert Pack for Sam Cassell, Chris Gatling, Jim Jackson, George McCloud and Eric Montross 2/17/97
• Waived 2/18/99

YEAR	GP-GS	MIN	AVG	FGM-FGA	PCT	FTM-FTA	PCT	OFF	Rebounds			AST	PF-D	STL	TO	BLK	PTS	AVG	HI
									DEF	TOT	AVG								
88-89	13-12	386	29.8	43-111	.387	9-12	.750	12	19	31	4.3	56	40-0	11	28	2	102	7.8	14
89-90	82-54	1950	23.8	248-593	.418	165-213	.775	54	131	185	2.8	230	195-3	80	130	10	717	8.7	28
TOT	95-66	2386	24.6	291-704	.413	174-225	.773	66	150	216	3.1	286	235-3	91	158	12	819	8.8	28

Three-point FG: '88-89, 7-35 (.200); '89-90, 56-152 (.368) Total: 63-187 (.337)

RESPERT, SHAWN – 21

• 6-2 Guard • Michigan State '95 • Born 2/6/72 • Free agent signed 3/27/98 • Completed contract 4/98

YEAR	GP-GS	MIN	AVG	FGM-FGA	PCT	FTM-FTA	PCT	OFF	Rebounds			AST	PF-D	STL	TO	BLK	PTS	AVG	HI
									DEF	TOT	AVG								
97-98	10-0	215	21.5	36-84	.429	4-7	.571	7	20	27	1.7	17	17-0	5	15	0	82	8.2	14

Three-point FG: 6-26 (.231)

RHODES, RODRICK – 2

• 6-6 Guard • Southern California '97 • Born 9/24/73 • Free agent signed 4/10/00 • Waived 7/17/00

YEAR	GP-GS	MIN	AVG	FGM-FGA	PCT	FTM-FTA	PCT	OFF	Rebounds			AST	PF-D	STL	TO	BLK	PTS	AVG	HI
									DEF	TOT	AVG								
99-00	1-0	8	8.0	0-3	.000	0-0	.000	1	0	1	1.0	0	0-0	2	2	0	0	0.0	0

Three-point FG: None Attempted.

RIGAudeau, ANTOINE – 17

• 6-7 Guard • France • Born 12/17/71 • Free agent signed 1/17/03
• Traded to Golden State with Evan Eschmeyer, Avery Johnson, Popoye Jones and Nick Van Exel for Danny Fortson, Antawn Jamison, Chris Mills and Jim Welsh 8/18/03

YEAR	GP-GS	MIN	AVG	FGM-FGA	PCT	FTM-FTA	PCT	OFF	Rebounds			AST	PF-D	STL	TO	BLK	PTS	AVG	HI
									DEF	TOT	AVG								
02-03	17-0	91	8.3	8-35	.229	0-0	.000	4	4	8	0.7	6	11-0	3	6	0	17	1.5	6

Three-point FG: 1-5 (.200)



RILEY, ERIC – 50

• 7-0 Center • Michigan '93 • Born 6/2/70 • Free agent signee 12/17/97 • Completed contract 4/98

YEAR	GP-GS	MIN	AVG	FGM-FGA	PCT	FTM-FTA	PCT	OFF	DEF	Rebounds		AVG	AST	PF-D	STL	TD	BLK	PTS	AVG	HI
										TOT	AVG									
97-98	39-14	544	13.9	56-135	.415	27-36	.750	43	90	133	3.4	22	60-0	15	37	46	139	3.6	16	

Three-point FG: 0-2 (.000)

ROBERTS, FRED – 44

• 6-10 Forward • Brigham Young '82 • Born 8/14/60 • Free agent signee 10/3/96 • Waived 2/14/97

YEAR	GP-GS	MIN	AVG	FGM-FGA	PCT	FTM-FTA	PCT	OFF	DEF	Rebounds		AVG	AST	PF-D	STL	TD	BLK	PTS	AVG	HI
										TOT	AVG									
96-97	12-0	40	3.3	6-15	.400	10-14	.714	2	8	10	0.8	0	2-0	0	5	1	22	1.8	6	

Three-point FG: None Attempted.

ROBINZINE, BILL – 54

• 6-7 Forward • DePaul '75 • Born 1/20/53

• Acquired from Cleveland with Atlanta's 1983 first and Cleveland's 1986 first for Jerome Whitehead and Richard Washington 10/30/80

• Traded to Utah for Wayne Cooper and Allen Gostnow 8/20/81

YEAR	GP-GS	MIN	AVG	FGM-FGA	PCT	FTM-FTA	PCT	OFF	DEF	Rebounds		AVG	AST	PF-D	STL	TD	BLK	PTS	AVG	HI
										TOT	AVG									
80-81	70-1	1932	27.8	378-794	.476	213-273	.780	164	356	520	7.4	113	258-5	71	177	9	970	13.9	28	

Three-point FG: 1-6 (.167)

RODMAN, DENNIS – 70

• 6-8 Forward • Southeastern Oklahoma State '86 • Born 5/13/61 • Free agent signee 2/3/00 • Waived 3/8/00

YEAR	GP-GS	MIN	AVG	FGM-FGA	PCT	FTM-FTA	PCT	OFF	DEF	Rebounds		AVG	AST	PF-D	STL	TD	BLK	PTS	AVG	HI
										TOT	AVG									
99-00	12-12	389	32.4	12-31	.387	10-14	.714	48	123	171	14.3	14	41-2	2	20	1	34	2.8	6	

Three-point FG: 0-1 (.000)

ROOKS, SEAN – 45

• 6-10 Center • D. 1992 2nd Rnd (30th overall) • Arizona '92 • Born 9/9/69

• Traded to Minnesota for a first-round draft pick 11/1/94 • Acquired from L.A. Lakers with a 2000 second-round pick for A.C. Green 9/1/99

• Traded to L.A. Clippers for Erick Murdock 5/28/00

YEAR	GP-GS	MIN	AVG	FGM-FGA	PCT	FTM-FTA	PCT	OFF	DEF	Rebounds		AVG	AST	PF-D	STL	TD	BLK	PTS	AVG	HI
										TOT	AVG									
92-93	72-68	2087	29.0	368-747	.493	234-309	.802	196	340	536	7.4	95	204-2	38	160	81	970	13.5	26	
93-94	47-28	1256	26.7	193-393	.491	150-210	.714	84	175	258	5.5	49	109-9	21	80	44	536	11.4	26	
99-00	71-13	1001	14.1	122-283	.431	65-88	.730	82	186	248	3.5	368	169-8	29	78	62	309	4.4	13	
TOT	190	109	4343	22.9	683-1423	.480	449-608	.653	362	681	1043	5.5	212	482-2	88	310	177	1815	9.6	26

Three-point FG: '92-93, 0-2 (.000); '93-94, 0-1 (.000); '99-00, None Attempted. Total, 0-3 (.000)

ROSS, QUINTON – 6

• 6-6 Guard • Southern Methodist '03 • Born 4-30/81 • Free agent signee 7/8/09 • Traded to Washington along with Josh Howard, Drew Gooden and James Singleton for Caron Butler, Brendan Haywood, DeShawn Stevenson and cash considerations (2/13/10)

YEAR	GP-GS	MIN	AVG	FGM-FGA	PCT	FTM-FTA	PCT	OFF	DEF	Rebounds		AVG	AST	PF-D	STL	TD	BLK	PTS	AVG	HI
										TOT	AVG									
09-10	27-7	301	11.1	23-56	.411	5-8	.625	11	16	27	1.0	7	34-0	7	3	4	54	2.0	6	

Three-point FG: 3-13 (.231)

SASSER, JASON – 33

• 6-7 Forward • Texas Tech '98 • Born 1/13/74 • Signed 10-day contract 2/27/97 • Released 3/8/97

YEAR	GP-GS	MIN	AVG	FGM-FGA	PCT	FTM-FTA	PCT	OFF	DEF	Rebounds		AVG	AST	PF-D	STL	TD	BLK	PTS	AVG	HI
										TOT	AVG									
96-97	2-0	7	3.5	1-4	.250	0-0	—	1	0	1	0.5	1	0-0	1	0	0	2	1.0	2	

Three-point FG: 0-1 (.000)

SCHREMPF, DETLEF — 32

• 6'10 Forward/Guard • D-1985 1st Rnd (8th overall) • Washington '85 • Born 1/21/63 • Traded to Indiana with 1990 second round choice for Herb Williams 2/21/89

YEAR	GP-GS	MIN	AVG	FGM-FGA			FTM-FTA		OFF	DEF	Rebounds		AST	PF-D	STL	TO	BLK	PTS	AVG	HI
				PCT	PCT	TOT	AVG													
85-86	64-12	969	15.1	142-315	.451	110-152	.724	70	128	198	3.1	88	156-1	23	84	10	397	6.2	23	
86-87	81-5	1711	21.1	265-561	.472	193-260	.742	87	216	303	3.7	161	224-2	50	110	16	756	9.3	19	
87-88	82-4	1587	19.4	246-539	.456	201-266	.756	102	177	279	3.4	159	189-0	42	108	32	698	8.5	22	
88-89	37-1	845	22.8	112-263	.426	127-161	.789	55	110	166	4.5	86	118-3	24	56	9	353	9.5	24	
TOT	264-22	5112	19.4	765-1678	.456	631-839	.752	315	631	946	3.6	494	697-6	139	350	67	2204	8.3	24	

Three-point FG: '85-86, 3-7 (.429); '86-87, 33-89 (.478); '87-88, 5-32 (.156); '88-89, 2-16 (.125) Total: 43-124 (.347)

NBA PLAYOFF STATISTICS

YEAR	GP-GS	MIN	AVG	FGM-FGA			FTM-FTA		OFF	DEF	Rebounds		AST	PF-D	STL	TO	BLK	PTS	AVG	HI
				PCT	PCT	TOT	AVG													
85-86	10-0	120	12.0	13-28	.464	11-17	.647	7	16	23	2.3	14	24-0	2	10	1	37	3.7	9	
86-87	4-0	97	24.3	13-36	.371	5-11	.455	4	8	12	3.0	6	13-0	3	6	2	31	7.8	10	
87-88	15-0	274	18.3	40-86	.465	36-51	.705	25	30	55	3.7	24	29-0	8	21	7	117	7.8	14	
TOT	29-0	491	16.9	66-149	.443	52-79	.658	36	54	90	3.1	44	66-0	13	37	10	185	6.4	14	

Three-point FG: '85-86, 0-1 (.000); '86-87, 0-3 (.000); '87-88, 1-3 (.333) Total: 1-7 (.143)

SCOTT, DENNIS — 3

• 6-8 Forward • Georgia Tech '91 • Born 9/5/78
 • Acquired from Orlando with \$500,000 for Derek Harper and Ed O'Bannon 9/24/97 • Traded to Phoenix for Cedric Ceballos 2/18/98

YEAR	GP-GS	MIN	AVG	FGM-FGA			FTM-FTA		OFF	DEF	Rebounds		AST	PF-D	STL	TO	BLK	PTS	AVG	HI
				PCT	PCT	TOT	AVG													
97-98	62-42	1797	34.8	258-666	.387	97-118	.822	39	158	187	3.8	129	121-1	43	82	32	707	13.6	33	

Three-point FG: 94-273 (.344)

SHASKY, JOHN — 55

• 6-11 Center • Minnesota '86 • Born 7/21/64 • Free agent signed 10/1/90 • Completed contract 4/91

YEAR	GP-GS	MIN	AVG	FGM-FGA			FTM-FTA		OFF	DEF	Rebounds		AST	PF-D	STL	TO	BLK	PTS	AVG	HI
				PCT	PCT	TOT	AVG													
90-91	57-0	510	8.9	51-116	.440	48-79	.608	58	76	134	2.4	11	75-0	14	27	20	150	2.6	13	

Three-point FG: None Attempted.

SINGLETON, JAMES — 33

• 6-8 Forward • Murray State '03 • Born 7/20/81 • signed by Dallas as a free agent (9-14/08) • Traded to Washington along with Josh Howard, Drew Gooden and Dunton Ross for Caron Butler, Brendan Raywood, DeShawn Stevenson and cash considerations (2/13/10)

YEAR	GP-GS	MIN	AVG	FGM-FGA			FTM-FTA		OFF	DEF	Rebounds		AST	PF-D	STL	TO	BLK	PTS	AVG	HI
				PCT	PCT	TOT	AVG													
08-09	62-8	884	14.3	117-221	.529	67-78	.859	89	161	250	4.0	17	110-1	26	36	28	314	5.1	19	
09-10	25-0	211	8.4	24-64	.375	6-6	1.000	17	38	55	2.2	9	31-0	11	12	7	59	2.4	11	
TOT	87-8	1095	12.6	141-285	.495	73-84	.869	106	199	305	3.5	26	141-1	37	48	35	373	4.3	19	

Three-point FG: 08-09, 13-40 (.325); 09-10, 5-22 (.227); Total: 18-62 (.290)

NBA Playoff Statistics

YEAR	GP-GS	MIN	AVG	FGM-FGA			FTM-FTA		OFF	DEF	Rebounds		AST	PF-D	STL	TO	BLK	PTS	AVG	HI
				PCT	PCT	TOT	AVG													
08-09	9-0	42	4.7	5-10	.500	0-2	.000	2	4	6	0.7	0	8-0	0	2	1	12	1.3	8	

Three-point FG: 08-09, 2-5 (.400)

SITTON, CHARLIE — 52

• 6-8 Forward • D-1984 2nd Rnd (38th overall) • Oregon State '84 • Born 7/3/62 • Completed contract 5/86

YEAR	GP-GS	MIN	AVG	FGM-FGA			FTM-FTA		OFF	DEF	Rebounds		AST	PF-D	STL	TO	BLK	PTS	AVG	HI
				PCT	PCT	TOT	AVG													
84-85	43-0	304	7.1	39-94	.416	13-25	.520	24	36	68	1.4	26	50-0	7	19	6	91	2.1	8	
85-86	DNP	—	Injured																	

Three-point FG: 0-2 (.000)

SLATER, REGGIE — 50

• 6-7 Forward • Wyoming '92 • Born 8/27/70 • Signed 10-day contract 1/10/96 • Signed 10-day contract 1/19/96 • Released 1/27/96

YEAR	GP-GS	MIN	AVG	FGM-FGA			FTM-FTA		OFF	DEF	Rebounds		AST	PF-D	STL	TO	BLK	PTS	AVG	HI
				PCT	PCT	TOT	AVG													
95-96	3-0	26	8.7	5-11	.455	1-2	.500	1	4	5	1.7	0	6-0	0	3	0	11	3.7	11	

Three-point FG: None Attempted.

SLUBY, TOM — 7

• 6-4 Guard • D-1984 2nd Rnd (41st overall) • Notre Dame '84 • Born 2/28/62 • Waived 5/8/85

YEAR	GP-GS	MIN	AVG	FGM-FGA			FTM-FTA		OFF	DEF	Rebounds		AST	PF-D	STL	TO	BLK	PTS	AVG	HI
				PCT	PCT	TOT	AVG													
84-85	31-0	151	4.9	30-58	.517	13-21	.619	5	7	12	0.4	16	18-0	3	11	0	73	2.4	8	

Three-point FG: 0-2 (.000)



SMITH, DOUG - 34

• 6-10 Forward • D. 1991 1st Rnd (6th overall) • Missouri '91 • Born 9/17/69 • Completed contract 4/95 • Selected by Toronto in NBA expansion draft 6/24/95

YEAR	GP-GS	MIN	AVG	FGM-FGA	PCT	FTM-FTA	PCT	OFF	DEF	Rebounds		AST	PF-D	STL	TD	BLK	PTS	AVG	HI
										TOT	AVG								
91-92	76-32	1707	22.5	291-702	.415	89-124	.736	129	262	391	5.1	129	259-52	62	97	34	671	8.8	26
92-93	61-42	1524	25.0	289-666	.434	56-74	.757	96	232	328	5.4	104	280-12	48	115	52	634	10.4	27
93-94	79-42	1684	21.3	295-678	.435	106-127	.835	114	235	349	4.4	119	287-32	82	93	38	688	8.8	36
94-95	63-0	826	13.1	131-314	.417	57-75	.760	43	101	144	2.3	44	132-12	29	37	26	320	5.1	18
TOT	279-116	5741	20.6	1006-2360	.426	308-397	.776	382	830	1212	4.3	306	958-212	221	342	150	2323	8.3	36

Three-point FG: '91-92, 0-11 (.000); '92-93, 0-4 (.000); '93-94, 2-9 (.222); '94-95, 1-12 (.083). Total, 3-36 (.083).

SMITH, STEVIN -- 1

• 6-2 Guard • Arizona State '94 • Born 1/23/72 • Signed 10-day contract 3/21/97 • Signed second 10-day contract 3/31/97 • Released 4/9/97

YEAR	GP-GS	MIN	AVG	FGM-FGA	PCT	FTM-FTA	PCT	OFF	DEF	Rebounds		AST	PF-D	STL	TD	BLK	PTS	AVG	HI
										TOT	AVG								
96-97	8-0	60	7.5	6-18	.333	1-1	1.000	2	8	18	1.3	4	9-0	1	4	0	14	1.8	4

Three-point FG: 1-6 (.167).

SPANARKEL, JIM - 33 (1980) - 34 (1980-81 THROUGH 1983-84)

• 6-5 Guard/Forward • Dispersal choice from Philadelphia • Duke '79 • Born 6/28/57 • Completed contract 5/84

YEAR	GP-GS	MIN	AVG	FGM-FGA	PCT	FTM-FTA	PCT	OFF	DEF	Rebounds		AST	PF-D	STL	TD	BLK	PTS	AVG	HI
										TOT	AVG								
80-81	82-49	2317	28.3	404-866	.467	375-423	.887	142	155	297	3.6	232	236-3	117	172	20	1184	14.4	28
81-82	82-1	1755	21.4	270-564	.479	279-327	.853	99	111	210	2.6	206	140-0	86	111	9	827	10.1	24
82-83	48-4	722	15.0	91-197	.462	88-113	.779	27	57	84	1.8	78	58-0	27	66	3	272	5.7	18
83-84	7-0	54	7.7	7-16	.438	9-13	.692	5	2	7	1.0	5	8-0	6	4	0	24	3.4	8
TOT	219-54	4848	22.1	772-1643	.470	761-876	.857	273	325	508	2.7	521	437-3	236	342	32	2307	10.5	28

Three-point FG: 80-81 1-10 (.100); 81-82 8-24 (.333); 82-83 2-10 (.200); 83-84 1-2 (.500) Total 12-46 (.261)

STACKHOUSE, JERRY - 42

• 6-6 Guard/Forward • North Carolina '95 • Born 11/5/74
• Acquired along with Christian Laettner and the draft rights to Devin Harris from Washington for Antawn Jamison and cash considerations 6/24/04
• Re-signed 7/13/07
• Traded with cash considerations to Memphis for Greg Buckner in a deal that also sent Shawn Marion, Kris Humphries, Nathan Jawai and cash considerations from Toronto to Dallas for Antoine Wright and Deven George, a second-round pick and cash considerations from Toronto to Memphis, and Medo Turkoglu from Orlando to Toronto; cash considerations from Dallas and Toronto

YEAR	GP-GS	MIN	AVG	FGM-FGA	PCT	FTM-FTA	PCT	OFF	DEF	Rebounds		AST	PF-D	STL	TD	BLK	PTS	AVG	HI
										TOT	AVG								
04-05	56-7	1617	28.9	274-662	.414	253-298	.849	38	145	183	3.3	127	164-0	53	106	10	833	14.9	29
05-06	55-11	1525	27.7	242-603	.401	185-221	.862	32	121	163	2.8	160	96-1	37	121	10	715	13.0	29
06-07	67-8	1615	24.1	280-654	.428	182-215	.847	39	106	145	2.2	187	78-0	51	117	10	804	12.0	33
07-08	58-13	1412	24.3	213-526	.405	132-148	.892	33	100	133	2.3	145	82-0	28	86	10	818	10.7	23
08-09	10-1	182	16.2	16-60	.267	7-7	1.000	6	12	17	1.7	12	6-0	4	9	1	42	4.2	17
TOT	246-40	6331	25.7	1025-2505	.409	774-889	.871	147	484	631	2.6	631	366-1	173	439	41	3612	12.2	33

Three-point FG: '04-05 32-120 (.267); '05-06 36-130 (.277); '06-07 62-162 (.383); '07-08 60-84 (.714); '08-09 3-19 (.158) Total 193-615 (.314)

NBA PLAYOFF STATISTICS

YEAR	GP-GS	MIN	AVG	FGM-FGA	PCT	FTM-FTA	PCT	OFF	DEF	TOT	AVG	AST	PF-D	STL	TD	BLK	PTS	AVG	HI
04-05	13-0	403	31.0	68-176	.386	57-66	.864	20	33	53	4.1	30	22-0	8	21	3	209	16.1	29
05-06	22-1	711	32.3	111-276	.402	58-74	.784	20	42	62	2.8	56	43-0	12	37	8	302	13.7	26
06-07	8-0	189	28.2	23-66	.348	29-33	.879	5	17	22	3.7	15	9-0	4	19	1	86	10.8	24
07-08	5-2	102	20.4	12-38	.316	5-5	1.000	4	12	18	3.2	8	9-0	1	7	0	31	6.2	11
TOT	46-3	1385	30.1	214-556	.384	149-178	.837	49	104	153	3.3	107	83-0	25	83	10	628	13.7	29

Three-point FG: '04-05, 16-40 (.400); '05-06, 22-85 (.259); '06-07, 11-31 (.355); '07-08, 2-12 (.167). Total, 51-148 (.345)

STEFANSSON, JON - 18

• 6-5 Guard • Iceland • Born 9/21/82 • Free agent signee 9/2/03 • Waived 9/1/04

YEAR	GP-GS	MIN	AVG	FGM-FGA	PCT	FTM-FTA	PCT	OFF	DEF	TOT	AVG	AST	PF-D	STL	TD	BLK	PTS	AVG	HI
03-04																			

Three-point FG: None Attempted.

--- Rebounds ---
Did not play - injured

STEVENSON, DESHAWN – 92

• 6-5 Guard • Washington Union HS (CA) • Born 4/31/81 • Acquired from Washington along with Caron Butler, Brendan Haywood and cash considerations in exchange for Josh Howard, Drew Gooden, Quinton Ross and James Singleton 2/13/10.

YEAR	GP-GS	MIN	AVG	FGM-FGA	PCT	FTM-FTA	PCT	OFF	Rebounds			AST	PF-D	STL	TO	BLK	PTS	AVG	HI
									DEF	TOT	AVG								
09-10	24-5	267	11.1	17-60	.283	7-10	.700	4	22	26	1.1	12	23-0	5	6	1	49	2.0	11
10-11	72-54	1158	16.1	128-330	.388	33-43	.767	20	86	106	1.5	77	71-0	21	44	5	383	5.3	24
TOT	96-59	1425	14.8	145-390	.372	40-53	.755	24	108	132	1.4	89	94-0	26	52	6	432	4.5	24

Three-point FG: '09-10, 8-25 (.320) '10-11, 94-249 (.378) Total, 102-274 (.372).

NBA PLAYOFF STATISTICS

YEAR	GP-GS	MIN	AVG	FGM-FGA	PCT	FTM-FTA	PCT	OFF	DEF	TOT	AVG	AST	PF-D	STL	TO	BLK	PTS	AVG	HI
09-10	2-0	6	3.0	0-3	.000	0-0	.000	0	0	0	0.0	0	2-0	0	0	0	0	0.0	0
10-11	21-18	332	15.0	29-83	.349	9-12	.750	1	18	19	0.9	12	40-0	11	10	2	94	4.5	11

Three-point FG: '09-10, 0-3 (.000) '10-11, 27-68 (.397) Total, 27-71 (.380)

STOJAKOVIC, PEJA – 16

• 6-10 Forward • Beigrade Serbia • Born 6/9/77 • Free agent signed 1/24/11 • Retired 12/19/11

YEAR	GP-GS	MIN	AVG	FGM-FGA	PCT	FTM-FTA	PCT	OFF	Rebounds			AST	PF-D	STL	TO	BLK	PTS	AVG	HI
									DEF	TOT	AVG								
10-11	25-13	506	20.2	79-184	.429	15-16	.938	14	52	68	2.6	22	22-0	11	11	2	215	8.6	22

Three-point FG: 42-105 (.400)

NBA Playoff Statistics

YEAR	GP-GS	MIN	AVG	FGM-FGA	PCT	FTM-FTA	PCT	OFF	DEF	TOT	AVG	AST	PF-D	STL	TO	BLK	PTS	AVG	HI
10-11	19-0	350	18.4	49-120	.408	7-9	.778	3	29	32	1.7	7	21-0	12	9	2	134	7.1	21

Three-point FG: None Attempted.

STRICKLAND, ERICK – 20

• 6-3 Guard • Nebraska '96 • Born 11/26/73 • Free agent signed 10/31/97 • Released 1/7/97 • Signed six-year contract 8/18/97 • Traded to New York with 58th selection in 2000 NBA Draft for John Wallace and rights to Donnell Harvey (22nd selection) 6/28/00

YEAR	GP-GS	MIN	AVG	FGM-FGA	PCT	FTM-FTA	PCT	OFF	Rebounds			AST	PF-D	STL	TO	BLK	PTS	AVG	HI
									DEF	TOT	AVG								
96-97	28-15	759	27.1	102-256	.398	65-80	.813	21	69	90	3.2	68	75-3	27	66	5	297	10.6	25
97-98	67-19	1505	22.5	199-558	.357	65-84	.774	35	126	161	2.4	167	140-1	56	106	8	511	7.6	30
98-99	33-2	667	17.2	88-221	.403	53-65	.815	12	71	83	2.5	64	44-0	40	38	2	248	7.5	20
99-00	68-67	2025	29.8	316-730	.433	162-195	.831	69	254	323	4.8	211	190-3	105	102	13	867	12.8	36
TOT	196-103	4856	24.8	706-1765	.400	345-424	.814	137	520	657	3.4	510	449-7	228	310	28	1924	9.8	36

Three-point FG: '96-97, 28-92 (.304) '97-98, 48-163 (.294) '98-99, 18-59 (.305) '99-00, 73-186 (.392) Total, 167-500 (.334)

STRICKLAND, MARK – 00/30

• 6-10 Forward • Temple '82 • Born 7/14/70 • Free agent signed 11/16/02 • Waived 11/28/02

YEAR	GP-GS	MIN	AVG	FGM-FGA	PCT	FTM-FTA	PCT	OFF	Rebounds			AST	PF-D	STL	TO	BLK	PTS	AVG	HI
									DEF	TOT	AVG								
02-03	4-0	13	2.8	2-5	.400	0-0	.000	5	2	7	1.8	0	1-0	0	1	0	4	1.0	2

Three-point FG: None Attempted.

STROTHERS, LAMONT – 10

• 6-4 Guard • Christopher Newport (Va.) '91 • Born 5-10/68 • Signed 10-day contract 2/4/93 • Signed second 10-day contract 2/15/93 • Released 2-25/93

YEAR	GP-GS	MIN	AVG	FGM-FGA	PCT	FTM-FTA	PCT	OFF	Rebounds			AST	PF-D	STL	TO	BLK	PTS	AVG	HI
									DEF	TOT	AVG								
92-93	9-0	130	15.3	20-61	.328	8-10	.800	0	6	14	1.6	13	13-0	0	15	0	50	5.6	10

Three-point FG: 2-13 (.154)

SUNDOV, BRUNO – 40

• 7-2 Center • D-1998 2nd Rnd (35th overall) • Croatia • Born 2/10/80 • Traded to Utah for Howard Estley (part of 4-team, 9-player trade) 8/16/08

YEAR	GP-GS	MIN	AVG	FGM-FGA	PCT	FTM-FTA	PCT	OFF	Rebounds			AST	PF-D	STL	TO	BLK	PTS	AVG	HI
									DEF	TOT	AVG								
98-99	3-0	11	3.7	2-7	.286	0-0	.000	0	0	0	0.0	1	4-0	0	1	0	4	1.3	4
99-00	14-0	61	4.4	12-31	.387	2-2	1.000	5	7	12	0.9	2	16-0	2	4	2	26	1.9	4
TOT	17-0	72	4.2	14-38	.368	2-2	1.000	5	7	12	0.7	3	20-0	2	5	2	30	1.8	4

Three-point FG: None Attempted.



TARPLEY, ROY - 42

• 7-0 Forward/Center • D-1986 1st Rnd (7th overall) • Michigan '86 • Born 11/28/64
• Dismissed from NBA for violation of NBA drug policy 10/16/91 • Signed six-year contract 10/6/95
• Disqualified from NBA for violation of personalized aftercare program 12/6/95

YEAR	GP-GS	MIN	AVG	FGM-FGA	PCT	FTM-FTA	PCT	OFF	Rebounds		AST	PF-D	STL	TD	BLK	PTS	AVG	HI	
									DEF	TOT									
86-87	75-1	1405	18.7	233-499	.467	94-139	.676	180	353	533	7.1	52	232-3	56	101	79	561	7.5	20
87-88	81-9	2307	28.5	444-888	.500	205-277	.740	360	599	959	11.8	86	313-8	103	172	86	1093	13.5	29
88-89	19-8	581	31.1	131-242	.541	66-96	.688	77	141	218	11.5	17	70-2	28	45	38	328	17.3	35
89-90	45-35	1548	36.6	314-696	.451	130-172	.756	189	400	589	13.1	67	160-0	79	117	70	758	16.8	27
90-91	6-5	171	34.2	43-79	.544	16-18	.889	18	38	55	11.0	12	20-0	8	13	9	102	20.4	29
94-95	55-1	1354	24.6	292-610	.479	102-122	.836	142	307	449	8.2	58	155-2	45	109	55	691	12.6	26
TOT	280-57	7476	26.7	1457-3014	.483	613-824	.744	964	1839	2803	10.0	292	950-15	317	657	329	3533	12.6	35

Three-point FG: '86-87, 1-3 (.333); '87-88, 0-5 (.000); '88-89, 0-1 (.000); '89-90, 0-6 (.000); '90-91, 0-1 (.000); '94-95, 5-18 (.278) Total: 6-34 (.176)

YEAR	GP-GS	MIN	AVG	FGM-FGA	PCT	FTM-FTA	PCT	OFF	NBA Playoff Statistics		AST	PF-D	STL	TD	BLK	PTS	AVG	HI	
									DEF	TOT									
86-87	4-1	114	28.5	24-48	.500	5-7	.714	18	24	42	10.5	1	18-1	1	7	7	53	13.3	25
87-88	17-0	563	33.1	125-241	.519	54-73	.740	88	131	219	12.9	30	69-3	21	32	26	304	17.9	27
89-90	3-3	129	43.0	22-46	.478	6-12	.500	8	37	46	15.3	1	12-0	7	9	10	50	16.7	22
TOT	24-4	806	33.6	171-335	.510	65-92	.787	115	182	387	12.8	32	99-4	29	48	43	407	17.0	27

Three-point FG: '86-87, None Attempted; '87-88, 0-3 (.000); '89-90, 0-1 (.000). Total: 0-4 (.000)

THOMAS, KURT - 40

• 6-9 Forward • TCU '96 • Born 10/4/72
• Acquired from Miami with Sasha Danilovich and Martin Muursepp for Jamal Mashburn 2/14/97 • Completed contract 5/98

YEAR	GP-GS	MIN	AVG	FGM-FGA	PCT	FTM-FTA	PCT	OFF	Rebounds		AST	PF-D	STL	TD	BLK	PTS	AVG	HI	
									DEF	TOT									
97-98	6-0	73	14.8	17-46	.378	3-3	1.00	8	16	24	4.8	3	18-1	1	10	0	37	7.4	13

Three-point FG: None Attempted.

THOMAS, TIM - 7

• 6-0 Forward • Villanova '97 • Born 2/26/77 • Signed by Dallas as a free agent 7/28/09 • Completed contract 5/09 • Re-signed on 8/16/10 • Waived on 9/27/10

YEAR	GP-GS	MIN	AVG	FGM-FGA	PCT	FTM-FTA	PCT	OFF	Rebounds		AST	PF-D	STL	TD	BLK	PTS	AVG	HI	
									DEF	TOT									
09-10	18-1	285	16.8	49-108	.462	21-24	.875	13	28	41	2.3	14	31	10	14	2	135	7.5	23

Three-point FG: 16-43 (.372).

THOMPSON, CORNY - 25

• 6-8 Forward • D-1982 3rd Rnd (50th overall) • Connecticut '82 • Born 2/5/60 • Waived 12/8/83 (had been on injured list)

YEAR	GP-GS	MIN	AVG	FGM-FGA	PCT	FTM-FTA	PCT	OFF	Rebounds		AST	PF-D	STL	TD	BLK	PTS	AVG	HI	
									DEF	TOT									
82-83	44-2	520	11.8	43-137	.314	36-46	.783	41	78	120	2.7	34	92-0	12	31	7	122	2.8	9

Three-point FG: None Attempted.

TRENT, GARY - 33

• 6-8 Forward • Ohio '96 • Born 9/22/74 • Free agent signer 1/23/99 • Re-signed 8/27/99 • Re-signed 8/1/00 • Completed contract 5/01

YEAR	GP-GS	MIN	AVG	FGM-FGA	PCT	FTM-FTA	PCT	OFF	Rebounds		AST	PF-D	STL	TD	BLK	PTS	AVG	HI	
									DEF	TOT									
98-99	45-23	1362	30.3	287-602	.477	145-235	.617	127	224	351	7.8	77	122-1	29	68	23	719	16.0	33
99-00	11-11	301	27.4	78-142	.483	11-21	.524	20	32	52	4.7	22	28-0	8	25	3	151	13.7	22
00-01	33-4	319	9.7	57-130	.438	19-36	.528	38	53	92	2.8	10	52-0	13	22	8	133	4.0	10
TOT	89-38	1982	22.3	414-874	.474	175-292	.599	186	309	495	5.6	109	202-1	50	113	34	1003	11.3	33

Three-point FG: '98-99, 8-5 (.160); '99-00, 0-2 (.000); '00-01, 0-1 (.000) Total: 0-8 (.000)

TURNER, ELSTON - 33

• 6-5 Guard • D-1981 2nd Rnd (43rd overall) • Mississippi '81 • Born 6/10/59
• Signed as a free agent by Denver. Dallas received Howard Carter for not exercising right of first refusal 8/23/84

YEAR	GP-GS	MIN	AVG	FGM-FGA	PCT	FTM-FTA	PCT	OFF	Rebounds		AST	PF-D	STL	TD	BLK	PTS	AVG	HI	
									DEF	TOT									
81-82	80-62	1996	25.0	282-639	.441	97-138	.703	143	158	301	3.8	189	182-1	75	116	2	661	8.3	19
82-83	59-16	879	14.9	86-238	.403	20-38	.667	88	84	152	2.6	88	75-0	47	58	0	214	3.6	14
83-84	47-1	538	11.4	64-150	.426	28-34	.824	42	51	93	2.8	59	40-0	28	29	0	137	2.9	12
TOT	186-79	3411	18.3	432-1027	.421	145-202	.718	253	293	546	2.9	336	297-1	148	204	2	1012	5.4	19

Three-point FG: '81-82, 0-4 (.000); '82-83, 2-3 (.667); '83-84, 1-9 (.111) Total: 3-16 (.188)

YEAR	GP-GS	MIN	AVG	FGM-FGA	PCT	FTM-FTA	PCT	OFF	NBA PLAYOFF STATISTICS		AST	PF-D	STL	TD	BLK	PTS	AVG	HI	
									DEF	TOT									
83-84	8-0	53	6.6	7-20	.350	0-0	—	5	5	18	1.3	8	4-0	6	3	1	14	1.8	8

Three-point FG: None Attempted.

TYLER, TERRY – 41

• 6-7 Forward • Detroit '78 • Born 10/30/56 • Free agent signed 11/1/88 • Completed contract 4/89

YEAR	GP-GS	MIN	AVG	FGM-FGA	PCT	FTM-FTA	PCT	OFF	DEF	Rebounds		AST	PF-D	STL	TO	BLK	PTS	AVG	HI
										TOT	AVG								
88-89	70-11	1057	15.1	189-360	.469	47-62	.758	74	135	289	3.0	40	90-0	24	51	39	386	5.5	20
Three-point FG: 1-9 (.111).																			

UPSHAW, KELVIN – 5

• 6-2 Guard • Utah '85 • Born 1/24/63 • Free agent signed 1/6/90 • Released from second 10-day contract 1/22/90 • Free agent signed 10/1/90
 • Waived 10/27/90 • Free agent signed 11/12/90 • Waived 12/24/90 • Signed first of two 10-day contracts 1/9/91 • Signed for rest of season 1/19/91
 • Completed contract 4/91

YEAR	GP-GS	MIN	AVG	FGM-FGA	PCT	FTM-FTA	PCT	OFF	DEF	Rebounds		AST	PF-D	STL	TO	BLK	PTS	AVG	HI
										TOT	AVG								
89-90	3-0	4	1.3	1-3	.333	0-0	—	0	0	0	0.0	0	0-0	0	0	0	2	0.7	2
90-91	48-1	514	10.7	104-231	.450	55-64	.859	20	35	55	1.8	86	77-0	28	39	5	270	5.6	19
TOT	51-1	518	10.2	105-234	.449	55-64	.859	20	35	55	1.7	86	77-0	28	39	6	272	5.3	19
Three-point FG: '89-90, 0-1 (.000); '90-91, 7-29 (.241) Total, 7-30 (.233).																			

VAN EXEL, NICK – 31

• 6-1 Guard • Cincinnati '93 • Born 11/27/71
 • Acquired from Denver with Tarq Abd-Allah, Avery Johnson and Raef LaFrentz for Tim Hardaway, Donnell Harvey, Juwan Howard and a 2002 first-round pick 2/21/02
 • Traded to Golden State with Avery Johnson, Popeye Jones and Antoine Rigaudeau for Danny Fortson, Amawa Jamison, Chris Mills and Jir Weisich 8/18/03

YEAR	GP-GS	MIN	AVG	FGM-FGA	PCT	FTM-FTA	PCT	OFF	DEF	Rebounds		AST	PF-D	STL	TO	BLK	PTS	AVG	HI
										TOT	AVG								
01-02	27-2	757	28.0	129-314	.411	65-77	.844	9	78	85	3.1	113	35-0	14	48	4	357	13.2	27
02-03	73-1	2026	27.8	342-831	.412	108-142	.761	35	173	208	2.8	312	86-1	43	122	4	910	12.5	35
TOT	100-3	2783	27.8	471-1145	.411	173-219	.790	44	249	293	2.9	425	121-1	57	162	8	1267	12.7	35
Three-point FG: 01-02, 34-98 (.347); '02-03, 118-312 (.378) Total, 152-410 (.371).																			

NBA PLAYOFF STATISTICS

YEAR	GP-GS	MIN	AVG	FGM-FGA	PCT	FTM-FTA	PCT	OFF	DEF	TOT	AVG	AST	PF-D	STL	TO	BLK	PTS	AVG	HI
01-02	8-1	264	33.0	37-101	.366	8-12	.667	7	17	24	3.0	31	26-0	0	12	0	89	11.1	19
02-03	20-3	672	33.8	150-326	.460	45-64	.703	18	60	68	3.4	82	47-0	12	39	0	389	18.5	40
TOT	28-4	736	28.3	187-427	.434	53-76	.697	25	67	92	3.3	113	73-0	20	51	0	478	17.1	40
Three-point FG: 01-02, 7-34 (.206) '02-03, 44-112 (.389) Total, 51-146 (.349)																			

VAN HORN, KEITH – 2

• 6-10 Forward • Utah • Born 10/23/75
 • Acquired from Milwaukee for Calvin Booth, Alan Henderson and cash considerations 2/24/05 • Completed contract 6/30/06

YEAR	GP-GS	MIN	AVG	FGM-FGA	PCT	FTM-FTA	PCT	OFF	DEF	Rebounds		AST	PF-D	STL	TO	BLK	PTS	AVG	HI
										TOT	AVG								
04-05	29-3	684	23.8	129-279	.462	72-92	.783	34	95	129	4.4	34	88-1	15	34	10	354	12.2	24
05-06	53-0	1090	20.6	164-387	.424	94-113	.832	54	138	192	3.6	37	121-1	31	71	11	472	8.9	23
TOT	82-3	1774	21.6	293-666	.440	166-205	.810	88	233	321	3.9	71	209-2	46	105	21	826	10.1	24
Three-point FG: 04-05, 24-64 (.375); '05-06, 50-136 (.368) Total, 74-200 (.370)																			

NBA PLAYOFF STATISTICS

YEAR	GP-GS	MIN	AVG	FGM-FGA	PCT	FTM-FTA	PCT	OFF	DEF	TOT	AVG	AST	PF-D	STL	TO	BLK	PTS	AVG	HI
04-05	3-0	33	11.0	7-15	.467	8-9	.889	3	3	6	2.0	1	6-0	1	1	0	22	7.3	13
05-06	14-3	172	12.3	20-59	.339	3-3	1.000	0	24	32	2.3	2	24-1	0	8	4	51	3.6	10
TOT	17-3	205	12.1	27-74	.365	11-12	.912	11	27	38	2.2	3	30-1	1	7	4	73	4.3	13
Three-point FG: 04-05, 0-4 (.004); '05-06, 8-28 (.286) Total, 8-32 (.250)																			

VAUGHT, LOY – 35

• 6-7 Forward • Michigan '90 • Born 2/27/68 • Acquired from Detroit for Dana Barros and Ansu Sesay 10/16/00
 • Traded with Christian Laettner, Courtney Alexander, Hubert Davis, Etan Thomas and cash to Washington for Juwan Howard, Calvin Booth and Obinna Ekezie 2/22/01

YEAR	GP-GS	MIN	AVG	FGM-FGA	PCT	FTM-FTA	PCT	OFF	DEF	Rebounds		AST	PF-D	STL	TO	BLK	PTS	AVG	HI
										TOT	AVG								
00-01	37-1	392	10.6	55-121	.455	4-6	.667	35	88	123	3.3	18	61-0	15	18	5	114	3.1	10
Three-point FG: None Attempted.																			

VIANNA, JOÃO – 31

• 6-9 Forward • Trabjarna (Brazil) Univ. • Born 11/15/66 • Free agent signed 10/3/91 • Waived 11/12/91

YEAR	GP-GS	MIN	AVG	FGM-FGA	PCT	FTM-FTA	PCT	OFF	DEF	Rebounds		AST	PF-D	STL	TO	BLK	PTS	AVG	HI
										TOT	AVG								
91-92	1-0	9	9.0	1-2	.500	0-0	—	0	0	0	0.0	2	3-0	0	1	0	2	2.0	2
Three-point FG: None Attempted.																			



VINCENT, JAY - 31

• 6-7 Forward • D-1981 2nd Rnd (24th overall) • Michigan State '81 • Born 6/10/59 • Traded to Washington for 1990 first-round choice 9/3/86

YEAR	GP-GS	MIN	AVG	FGM-FGA		FTM-FTA		OFF	DEF	Rebounds		AST	PF-D	STL	TO	BLK	PTS	AVG	HI
				PCT	PCT	TOT	AVG												
81-82	81-62	2626	32.4	719-1448	.497	293-409	.716	182	383	565	7.0	176	308-8	89	194	22	1732	21.4	41
82-83	81-73	2726	33.7	822-1272	.489	269-343	.784	217	375	592	7.3	212	295-4	70	188	45	1513	18.7	32
83-84	61-5	1421	23.3	252-579	.435	168-215	.781	81	166	247	4.0	114	159-1	30	113	10	672	11.0	33
84-85	79-47	2543	32.2	545-1138	.479	351-420	.836	185	519	704	8.9	169	228-0	48	170	22	1441	18.2	39
85-86	80-3	1994	24.9	442-919	.481	222-274	.810	107	261	368	4.6	180	193-2	66	145	21	1106	13.8	31
TOT	382-190	11310	29.6	2580-5356	.482	1303-1661	.784	772	1704	2476	6.5	851	1181-15	303	810	120	6464	16.9	41

Three-point FG: '81-82, 1-4 (.250); '82-83, 0-3 (.000); '83-84, 0-1 (.000); '84-85, 0-4 (.000); '85-86, 0-3 (.000) Total, 1-15 (.067)

NBA Playoff Statistics

YEAR	GP-GS	MIN	AVG	FGM-FGA	PCT	FTM-FTA	PCT	OFF	DEF	TOT	AVG	AST	PF-D	STL	TO	BLK	PTS	AVG	HI
83-84	10-10	353	35.3	48-124	.387	56-62	.903	29	41	70	7.0	19	36-1	7	25	1	152	15.2	21
84-85	4-2	134	33.5	20-56	.357	22-29	.759	9	13	22	5.5	3	16-0	6	11	3	62	15.5	23
85-86	10-0	204	20.4	38-99	.384	30-34	.882	15	24	38	3.8	15	19-0	4	17	1	106	10.6	18
TOT	24-12	691	28.0	106-279	.380	108-125	.864	53	78	131	5.5	37	71-1	17	53	5	320	13.3	23

Three-point FG: '83-84, 0-1 (.000); '84-85, None Attempted; '85-86, None Attempted. Total, 0-1 (.000)

WADE, MARK - 10

• 5-11 Guard • Nevada-Las Vegas '87 • Born 10/15/65 • Free agent signee 4/9/90 • Released from 10-day contract 4/17/90

YEAR	GP-GS	MIN	AVG	FGM-FGA	PCT	FTM-FTA	PCT	OFF	DEF	TOT	AVG	AST	PF-D	STL	TO	BLK	PTS	AVG	HI
89-90	1-0	3	3.0	0-0	—	0-0	—	0	0	0	2.0	2	0-0	0	0	0	0	0.0	0

Three-point FG: None Attempted.

WALKER, ANTOINE - 8

• 6-9 Forward • Kentucky '96 • Born 8/12/76
• Acquired with Tony Delk from Boston for Raef LaFrentz, Jim Welsh, Chris Mills and a first-round pick 10/20/03
• Traded to Atlanta with Tony Delk for Alan Henderson, Jason Terry and a first-round pick 8/4/04

YEAR	GP-GS	MIN	AVG	FGM-FGA	PCT	FTM-FTA	PCT	OFF	DEF	TOT	AVG	AST	PF-D	STL	TO	BLK	PTS	AVG	HI
03-04	82-82	2840	34.6	483-1129	.428	103-186	.554	198	486	684	8.3	369	212-3	65	202	65	1151	14.0	30

Three-point FG: 82-305 (.265)

NBA Playoff Statistics

YEAR	GP-GS	MIN	AVG	FGM-FGA	PCT	FTM-FTA	PCT	OFF	DEF	TOT	AVG	AST	PF-D	STL	TO	BLK	PTS	AVG	HI
03-04	5-5	140	28.0	22-61	.361	4-7	.571	23	27	50	10.0	12	13-0	0	9	3	48	9.8	15

Three-point FG: 1-10 (.100)

WALKER, SAMAKI - 52

• 6-9 Forward • D-1996 1st Rnd (9th overall) • Louisville '98 • Born 2/25/76 • Completed contract 5/99

YEAR	GP-GS	MIN	AVG	FGM-FGA	PCT	FTM-FTA	PCT	OFF	DEF	TOT	AVG	AST	PF-D	STL	TO	BLK	PTS	AVG	HI
96-97	43-12	602	14.0	83-187	.444	48-74	.649	47	100	147	3.4	17	71-0	15	39	22	214	5.0	13
97-98	41-19	1027	25.0	156-321	.486	53-97	.546	96	206	302	7.4	24	127-2	30	61	40	365	8.9	26
98-99	39-2	568	14.6	88-190	.463	53-98	.541	46	97	143	3.7	6	67-3	9	37	16	229	5.9	16
TOT	123-33	2197	17.9	327-698	.468	154-269	.572	189	403	592	4.8	47	265-5	54	137	78	808	6.6	26

Three-point FG: 96-97 0-1 (.000); 97-98 0-1 (.000); 98-99 0-1 (.000) Total, 0-3 (.000)

WANG, ZHIZHI - 10

• 7-1 Forward/Center • China • Born 7/8/77 • Free agent signee 4/4/01 • Signed offer sheet with LA Clippers 10/27/02

YEAR	GP-GS	MIN	AVG	FGM-FGA	PCT	FTM-FTA	PCT	OFF	DEF	TOT	AVG	AST	PF-D	STL	TO	BLK	PTS	AVG	HI
00-01	5-0	38	7.6	8-19	.421	8-10	.800	1	6	7	1.4	0	8-0	0	1	0	24	4.8	13
01-02	55-0	600	10.8	109-248	.440	42-57	.737	19	92	111	2.0	22	84-0	11	25	18	308	5.6	18
TOT	60-0	638	10.6	117-267	.438	50-67	.746	20	98	118	1.9	22	92-0	11	26	18	332	5.5	18

Three-point FG: '00-01, 0-2 (.000); '01-02, 48-116 (.414) Total, 48-118 (.407)

NBA PLAYOFF STATISTICS

YEAR	GP-GS	MIN	AVG	FGM-FGA	PCT	FTM-FTA	PCT	OFF	DEF	TOT	AVG	AST	PF-D	STL	TO	BLK	PTS	AVG	HI
00-01	5-0	23	4.6	3-8	.375	3-3	1.000	0	2	2	0.4	1	1-0	1	1	1	10	2.0	7
01-02	8-0	44	5.5	7-16	.438	3-6	.500	5	3	8	1.0	3	11-0	0	0	1	20	2.5	7
TOT	13-0	67	5.2	10-24	.417	6-9	.667	5	5	10	0.8	4	12-0	1	1	2	30	2.3	7

Three-point FG: '00-01, 1-2 (.500); '01-02, 3-6 (.500) Total, 4-8 (.500)



WASHINGTON, RICHARD — 31

• 6-11 Forward • Dispersed choice from Milwaukee • UCLA '77 • Born 7/15/55
• Traded to Cleveland with Jerome Whitehead for Bill Robinson Atlanta's 1983 first and Cleveland's 1986 first-round choice 10/30/80

Rebounds																			
YEAR	GP-GS	MIN	AVG	FGM-FGA	PCT	FTM-FTA	PCT	OFF	DEF	TOT	AVG	AST	PF-D	STL	TD	BLK	PTS	AVG	HI
80-81	11-7	307	27.9	51-117	.436	17-23	.739	25	59	84	7.6	16	37-0	5	21	7	119	10.8	24

Three-point FG: None Attempted.

WATSON, JAMIE — 3

• 6-7 Guard/Forward • South Carolina '94 • Born 2/23/72 • Signed 10-day contract 3/11/97 • Signed second 10-day contract 3/21/97 • Released 3/31/97

Rebounds																			
YEAR	GP-GS	MIN	AVG	FGM-FGA	PCT	FTM-FTA	PCT	OFF	DEF	TOT	AVG	AST	PF-D	STL	TD	BLK	PTS	AVG	HI
96-97	10-6	211	21.1	20-47	.426	2-4	.500	14	15	29	2.9	23	18-0	11	15	2	45	4.5	10

Three-point FG: 3-9 (.333)

WENNINGTON, BILL — 23

• 7-0 Forward/Center • D-1985 1st Rnd (16th overall) • St. John's '85 • Born 4/26/63
• Traded to Sacramento with Indiana's 1990 first and Dallas' 1990 first for Rodney McCray and two second-round choices 6/26/90

Rebounds																			
YEAR	GP-GS	MIN	AVG	FGM-FGA	PCT	FTM-FTA	PCT	OFF	DEF	TOT	AVG	AST	PF-D	STL	TD	BLK	PTS	AVG	HI
85-86	56-3	582	10.0	72-153	.471	45-62	.726	32	100	132	2.4	21	83-0	11	21	22	189	3.4	15
86-87	58-0	580	9.7	56-132	.424	45-60	.750	53	76	129	2.2	24	95-0	13	39	18	157	2.7	18
87-88	30-0	125	4.2	25-48	.510	12-18	.632	14	25	39	1.3	4	33-0	5	9	0	63	2.1	10
88-89	65-9	1074	16.5	119-275	.433	61-82	.744	82	204	286	4.4	46	211-3	16	54	35	300	4.6	21
89-90	60-2	814	13.6	105-234	.449	60-75	.800	64	134	198	3.3	41	144-2	20	60	21	270	4.5	14
TOT	289-14	3135	11.7	377-843	.447	223-298	.748	245	539	784	2.9	136	566-5	65	173	97	979	3.6	21

Three-point FG: 85-86 0-4 (.000) 86-87 0-2 (.000) 87-88 1-2 (.500) 88-89 1-9 (.111) 89-90 0-4 (.000) Total: 2-21 (.095)

NBA PLAYOFF STATISTICS																			
YEAR	GP-GS	MIN	AVG	FGM-FGA	PCT	FTM-FTA	PCT	OFF	DEF	TOT	AVG	AST	PF-D	STL	TD	BLK	PTS	AVG	HI
85-86	6-0	18	3.0	2-8	.333	2-2	1.000	4	1	5	0.8	0	4-0	0	0	0	7	1.2	3
86-87	4-0	47	11.8	6-12	.500	3-5	.600	4	6	10	2.5	4	9-0	0	3	3	15	3.8	10
87-88	6-0	14	2.3	0-4	.000	0-0	—	3	1	4	0.7	1	5-0	1	1	0	0	0.0	0
89-90	3-0	25	8.3	1-5	.200	0-0	—	0	3	3	1.0	1	5-0	0	2	1	2	0.7	2
TOT	9-0	104	5.5	9-27	.333	5-7	.714	11	11	22	1.2	6	23-0	1	6	4	24	1.3	10

Three-point FG: 85-86 1-1 (1.000) 86-87 None Attempted 87-88 None Attempted 89-90, None Attempted. Total: 1-1 (1.000)

WEST, MARK — 45

• 6-10 Center • D-1983 2nd Rnd (30th overall) • Old Dominion '83 • Born 11/5/60 • Waived 10/23/84

Rebounds																			
YEAR	GP-GS	MIN	AVG	FGM-FGA	PCT	FTM-FTA	PCT	OFF	DEF	TOT	AVG	AST	PF-D	STL	TD	BLK	PTS	AVG	HI
83-84	34-0	202	5.9	15-42	.357	7-22	.318	19	27	46	1.4	13	55-0	1	12	15	37	1.1	6

Three-point FG: None Attempted.

NBA Playoff Statistics																			
YEAR	GP-GS	MIN	AVG	FGM-FGA	PCT	FTM-FTA	PCT	OFF	DEF	TOT	AVG	AST	PF-D	STL	TD	BLK	PTS	AVG	HI
83-84	4-0	32	8.0	5-9	.556	2-3	.667	0	7	7	1.8	3	11-1	0	3	3	12	3.0	5

Three-point FG: None Attempted.

WELLS, BUBBA — 35

• 6-5 Forward/Guard • D-1997 2nd Rnd (35th overall) • Austin Peay '97 • Born 7/26/74
• Traded to Phoenix with Martin Moussepp, the draft rights to Pat Garrity and a future draft choice for Steve Nash 6/24/98

Rebounds																			
YEAR	GP-GS	MIN	AVG	FGM-FGA	PCT	FTM-FTA	PCT	OFF	DEF	TOT	AVG	AST	PF-D	STL	TD	BLK	PTS	AVG	HI
97-98	39-2	395	10.1	48-116	.414	31-43	.721	22	46	68	1.7	34	40-1	15	31	4	128	3.3	21

Three-point FG: '97-98, 1-6 (.167)

WHITE, RANDY — 33 (1989-90 THROUGH 1991-92 AND 1993-94)—52 (1992-93)

• 6-8 Forward • D: 1989 1st Rnd (8th overall) • Louisiana Tech '89 • Born 11/4/67 • Rights renounced 9/2/94

YEAR	GP-GS	MIN	AVG	FGM-FGA	PCT	FTM-FTA	PCT	OFF	DEF	Rebounds		AST	PF-D	STL	TD	BLK	PTS	AVG	HI
										TOT	AVG								
89-90	55-21	707	12.9	93-252	.369	50-89	.562	78	95	173	3.1	21	124-0	24	47	6	237	4.3	18
90-91	79-29	1901	24.1	265-665	.398	159-225	.707	173	331	504	6.4	63	388-6	81	131	44	695	8.8	24
91-92	65-12	1021	15.7	145-302	.380	124-162	.765	96	140	236	3.6	31	157-1	31	68	22	418	6.4	20
92-93	64-20	1433	22.4	235-540	.435	138-184	.750	154	216	370	5.8	49	228-4	63	108	45	818	8.7	31
93-94	18-31	320	17.8	45-112	.402	19-33	.576	30	53	83	4.6	11	46-0	10	18	10	115	6.4	17
TOT	281-661	5382	19.2	783-1951	.401	490-693	.707	531	835	1366	4.9	176	861-11	209	372	127	2083	7.4	31

Three-point FG: '89-90: 1/4 (.071); '90-91: 6/37 (.162); '91-92: 4/27 (.148); '92-93: 10/42 (.238); '93-94: 6/20 (.300) Total: 27/140 (.193)

NBA Playoff Statistics

YEAR	GP-GS	MIN	AVG	FGM-FGA	PCT	FTM-FTA	PCT	OFF	DEF	TOT	AVG	AST	PF-D	STL	TD	BLK	PTS	AVG	HI
89-90	1-0	2	2.0	0-0	—	0-0	—	0	0	0	0.0	0	0-0	0	0	0	0	0.0	0

Three-point FG: None Attempted.

WHITEHEAD, JEROME — 54

• 6-10 Forward/Center • Dispersal choice from Utah • Marquette '78 • Born 11/30/56

• Traded to Cleveland with Richard Washington for Bill Robinson. Atlanta's 1983 first and Cleveland's 1986 first-round choice (10/30/80)

YEAR	GP-GS	MIN	AVG	FGM-FGA	PCT	FTM-FTA	PCT	OFF	DEF	Rebounds		AST	PF-D	STL	TD	BLK	PTS	AVG	HI
										TOT	AVG								
80-81	7-4	118	16.9	16-38	.421	5-11	.455	8	20	28	4.0	2	16-0	4	11	1	37	5.3	14

Three-point FG: None Attempted.

WILEY, MORLON — 20

• 6-4 Guard • D-1988 2nd Rnd (46th overall) • Long Beach State '88 • Born 9/24/66 • Chosen by Orlando in expansion draft 6/15/89

• Signed 10-day contract 2/16/93 • Signed for remainder of season 3/8/93 • Signed one-year contract 10/7/93 • Waived 11/2/93

• Signed for remainder of season 3/31/94 • Signed one-year contract 10/6/94 • Traded to Houston with 1995 second-round choice for Scott Brooks 2/23/95

YEAR	GP-GS	MIN	AVG	FGM-FGA	PCT	FTM-FTA	PCT	OFF	DEF	Rebounds		AST	PF-D	STL	TD	BLK	PTS	AVG	HI
										TOT	AVG								
88-89	51-1	408	8.0	46-114	.404	13-16	.813	13	34	47	1.5	176	61-0	25	34	8	111	2.2	10
92-93	33-13	641	19.4	70-173	.405	12-18	.667	20	36	56	3.8	100	78-2	39	51	1	191	5.8	15
93-94	12-0	124	10.3	6-21	.286	0-0	—	0	8	6	1.3	16	17-0	13	11	0	14	1.2	5
94-95	38-2	407	10.7	47-111	.423	7-10	.700	6	33	39	1.8	69	44-0	21	19	1	130	3.4	14
TOT	134-16	1580	11.8	169-419	.403	32-44	.727	39	109	149	1.9	261	200-2	98	116	8	446	3.3	15

Three-point FG: '88-89: 6/24 (.250); '92-93: 39/103 (.379); '93-94: 2/6 (.333); '94-95: 29/75 (.387) Total: 76/208 (.365)

WILLIAMS, HERB — 32

• 6-11 Forward/Center • Ohio State '81 • Born 2/16/58

• Acquired from Indiana for Detlef Schrempf and Dallas' 1990 second-round choice 2/21/89 • Completed contract 4/92

YEAR	GP-GS	MIN	AVG	FGM-FGA	PCT	FTM-FTA	PCT	OFF	DEF	Rebounds		AST	PF-D	STL	TD	BLK	PTS	AVG	HI
										TOT	AVG								
88-89	30-20	903	30.1	78-187	.396	43-68	.632	48	149	197	6.6	38	80-2	15	41	54	199	6.6	15
89-90	81-19	2199	27.1	295-665	.444	108-169	.679	76	315	391	4.8	119	243-4	51	106	108	700	8.6	21
90-91	60-36	1832	30.5	332-655	.507	83-130	.638	86	271	357	6.0	95	197-3	30	113	88	747	12.5	31
91-92	75-26	2040	27.2	367-851	.431	124-171	.725	106	348	454	6.1	94	189-2	35	114	98	859	11.5	26
TOT	246-101	6974	28.3	1072-2368	.453	358-528	.678	316	1083	1399	5.7	344	709-11	131	374	348	2505	10.2	31

Three-point FG: '88-89: 0/2 (.000); '89-90: 2/9 (.222); '90-91: 0/4 (.000); '91-92: 1/6 (.167) Total: 3-21 (.143)

NBA Playoff Statistics

YEAR	GP-GS	MIN	AVG	FGM-FGA	PCT	FTM-FTA	PCT	OFF	DEF	TOT	AVG	AST	PF-D	STL	TD	BLK	PTS	AVG	HI
89-90	3-0	81	27.0	14-23	.609	13-16	.813	4	8	13	4.3	5	16-1	1	3	2	41	13.7	17

Three-point FG: None Attempted.

WILLIAMS, JOHN "HOT ROD" — 18

• 6-11 Center • Tulane '85 • Born 8/9/62 • Free agent signed 1/22/99

• Traded to Boston with Robert Pack and cash for Dana Barros (part of 4-team, 9-player trade) 8/16/00

YEAR	GP-GS	MIN	AVG	FGM-FGA	PCT	FTM-FTA	PCT	OFF	DEF	Rebounds		AST	PF-D	STL	TD	BLK	PTS	AVG	HI
										TOT	AVG								
98-99	25-11	403	16.1	11-33	.333	7-10	.700	36	47	83	3.3	15	49-0	13	13	18	29	1.2	6

Three-point FG: None Attempted.



FORMER PLAYERS

WILLIAMS, LORENZO - 44

• 6-9 Center/Forward • Stetson '91 • Born 7/15/69 • Free agent signed 2/14/94 • Rights renounced 7/17/96

YEAR	GP-GS	MIN	AVG	FGM-FGA		FTM-FTA		REBOUNDS		AST	PF-D	STL	TO	BLK	PTS	AVG	HI		
				PCT	PCT	OFF	DEF	TOT	AVG										
93-94	34-11	678	19.9	48-103	.466	12-28	.429	92	117	289	6.1	23	87-0	15	21	108	3.2	11	
94-95	82-81	2383	29.1	145-304	.477	38-101	.376	291	399	680	8.4	124	306-6	52	105	148	328	4.0	19
95-96	65-61	1806	27.8	87-214	.407	24-70	.343	234	287	521	8.0	85	226-9	48	78	122	198	3.0	10
TOT	181-153	4867	26.9	280-621	.451	74-199	.372	617	803	1420	7.8	232	619-15	115	204	311	634	3.5	19

Three-point FG: '93-94, None Attempted; '94-95 None Attempted; '95-96, 0-1 (.000) Total: 0-1 (.000)

WILLIAMS, SCOTT - 42

• 6-10 Center • North Carolina '90 • Born 3/21/68 • Awarded to Dallas on a waiver claim 1/30/04 • Completed contract 6/11/04

YEAR	GP-GS	MIN	AVG	FGM-FGA		FTM-FTA		REBOUNDS		AST	PF-D	STL	TO	BLK	PTS	AVG	HI	
				PCT	PCT	OFF	DEF	TOT	AVG									
03-04	27-11	260	9.6	37-85	.435	7-14	.500	15	45	60	2.2	17	95-0	20	16	198	4.6	11

Three-point FG: 0-1 (.000)

NBA PLAYOFF STATISTICS

YEAR	GP-GS	MIN	AVG	FGM-FGA	PCT	FTM-FTA	PCT	OFF	DEF	TOT	AVG	AST	PF-D	STL	TO	BLK	PTS	AVG	HI
03-04	3-0	11	3.7	0-4	.000	0-0	.000	2	2	4	1.3	0	3-0	0	0	1	0	0.0	0

Three-point FG: None Attempted.

WILLIAMS, WALT - 43

• 6-8 Guard/Forward • Maryland '92 • Born 4/16/70 • Free agent signed 10/18/02 • Completed contract 5/03

YEAR	GP-GS	MIN	AVG	FGM-FGA		FTM-FTA		REBOUNDS		AST	PF-D	STL	TO	BLK	PTS	AVG	HI		
				PCT	PCT	OFF	DEF	TOT	AVG										
02-03	68-1	1161	17.6	134-341	.393	31-68	.620	63	154	207	3.1	59	141-0	42	35	26	363	5.5	11

Three-point FG: 64-171 (.374)

NBA PLAYOFF STATISTICS

YEAR	GP-GS	MIN	AVG	FGM-FGA	PCT	FTM-FTA	PCT	OFF	DEF	TOT	AVG	AST	PF-D	STL	TO	BLK	PTS	AVG	HI
02-03	15-3	227	15.1	32-81	.395	7-7	1.000	12	31	43	2.8	15	28-0	5	17	12	111	5.7	17

Three-point FG: 14-41 (.341)

WILLIS, KEVIN - 44

• 7-9 Center • Michigan State '84 • Born 9/6/62 • Free agent signed 4/2/07 • Completed contract 5/07

YEAR	GP-GS	MIN	AVG	FGM-FGA		FTM-FTA		REBOUNDS		AST	PF-D	STL	TO	BLK	PTS	AVG	HI		
				PCT	PCT	OFF	DEF	TOT	AVG										
06-07	5-0	43	8.6	6-13	.385	2-2	1.000	2	6	8	1.6	1	11-0	2	2	1	12	2.4	6

Three-point FG: None Attempted.

WOOD, AL - 4

• 6-8 Guard • North Carolina '81 • Born 6/2/58 • Acquired from Seattle for Dale Elks 7/23/86 • Waived 11/17/87

YEAR	GP-GS	MIN	AVG	FGM-FGA		FTM-FTA		REBOUNDS		AST	PF-D	STL	TO	BLK	PTS	AVG	HI		
				PCT	PCT	OFF	DEF	TOT	AVG										
86-87	54-0	657	12.2	121-310	.390	109-139	.784	39	65	94	1.7	11	83-0	19	34	11	358	6.6	25

Three-point FG: 7-25 (.280)

WOOD, DAVID - 10

• 6-9 Forward • Nevada-Reno '87 • Born 11/30/64 • Free agent signed 2/1/96 • Rights renounced 7/17/96

YEAR	GP-GS	MIN	AVG	FGM-FGA		FTM-FTA		REBOUNDS		AST	PF-D	STL	TO	BLK	PTS	AVG	HI		
				PCT	PCT	OFF	DEF	TOT	AVG										
95-96	37-0	642	17.4	67-154	.435	29-40	.725	42	91	133	3.6	27	118-5	16	19	11	182	4.9	19

Three-point FG: 19-59 (.322)



WRIGHT, ANTOINE - 21

• 6-7 Guard/Forward • Texas A&M '05 • 2/6/04 • Acquired with Jason Kidd and Malik Allen from New Jersey for Devin Harris, Trenton Hassell, Keith Van Horn, Maurice Ager, DeSagana Diop and two first round picks 2/19/08 • Traded with Devean George to Toronto for Shawn Marion, Kris Humphries, Nathan Javor, and cash considerations in a deal that also sent Greg Buckner to Dallas from Memphis in exchange for Jerry Stackhouse and cash considerations, a second-round pick and cash considerations from Toronto to Memphis, and Hedo Turkoglu from Orlando to Toronto for cash considerations from Dallas and Toronto 7/9/09

YEAR	GP-GS	MIN	AVG	FGM-FGA	PCT	FTM-FTA	PCT	OFF	Rebounds			AST	PF-D	STL	TD	BLK	PTS	AVG	HI
									DEF	TOT	AVG								
07-08	15-0	176	11.7	21-42	.500	5-8	.556	5	17	22	1.5	13	22-0	2	11	4	52	3.5	7
08-09	65-53	1552	23.8	179-431	.415	71-95	.747	31	185	136	2.1	77	172-2	46	54	27	474	7.3	24
TOT	80-53	1728	21.6	200-473	.423	76-104	.731	36	222	158	2.0	90	194-2	46	65	31	526	6.8	24

Three-point Field Goals: '07-08, 5-8 (.556); '08-09, 45-149 (.302) Total, 50-158 (.316)

YEAR	GP-GS	MIN	AVG	FGM-FGA	PCT	FTM-FTA	PCT	OFF	NBA Playoff Statistics			AST	PF-D	STL	TD	BLK	PTS	AVG	HI
									DEF	TOT	AVG								
07-08	1-0	7	7.0	0-0	---	0-0	---	0	1	1	1.0	0	0-0	0	2	0	0	0.0	0
08-09	10-5	167	16.7	21-43	.488	9-11	.818	5	8	13	1.3	10	30-0	3	4	2	59	5.9	10
TOT	11-5	174	15.8	21-43	.488	9-11	.818	5	9	14	1.3	10	30-0	3	6	2	59	5.4	10

Three-point FG: '07-08, None Attempted; '08-09, 9-21 (.429) Total, 9-21 (.429)

WRIGHT, HOWARD - 34

• 6-8 Forward • Stanford '89 • Born 12/20/67 • Signed 10-day contract 1/5/91 • Signed second 10-day contract 1/15/91 • Released 1/23/91

YEAR	GP-GS	MIN	AVG	FGM-FGA	PCT	FTM-FTA	PCT	OFF	Rebounds			AST	PF-D	STL	TD	BLK	PTS	AVG	HI
									DEF	TOT	AVG								
90-91	3-0	8	2.7	2-3	.667	2-2	1.000	1	1	2	0.7	0	2-0	1	0	0	8	2.0	4

Three-point FG: 0-1 (.000)

WILLIAMS, SHAWNE - 4

• 6-9 Forward • Memphis '09 • Born 2-16/86 • Traded to Dallas from Indiana in exchange for Eddie Jones (1D, 10/08) • Traded to New Jersey along with Kris Humphries for Eduardo Najera (1-11, 10)

YEAR	GP-GS	MIN	AVG	FGM-FGA	PCT	FTM-FTA	PCT	OFF	Rebounds			AST	PF-D	STL	TD	BLK	PTS	AVG	HI
									DEF	TOT	AVG								
08-09	15-0	170	11.3	16-50	.286	9-11	.818	19	27	46	3.1	2	19-0	2	5	9	42	2.8	7
09-10									DND NOT PLAY										
TOT	15-0	170	11.3	16-56	.286	9-11	.818	19	27	46	3.1	2	19-0	2	5	9	42	2.8	7

Three-Point FG: 08-09, 1-17 (.059); 09-10, None Attempted. Total, 1-17 (.059)

2011 DRAFT

Rd	Overall	Player	Pos.	Ht.	College
1#	26	Jordan Hamilton	F	6-7	Texas
2#	57	Tangyu Ngombo	G	6-4	Congo

Acquired Rudy Fernandez along with the rights to Petteri Koponen from Portland in a deal that sent the draft rights to Jordan Hamilton (26th overall selection) and Andre Miller to Denver and additionally sent the draft rights to Tangyu Ngombo (57th overall selection) and Raymond Felton to Portland.

2010 DRAFT

Rd	Overall	Player	Pos.	Ht.	College
2#	60	Solomon Alabu	C	7-1	Florida State

Draft rights traded to Toronto for a 2013 second-round pick and cash considerations

2009 DRAFT

Rd	Overall	Player	Pos.	Ht.	College
1#	24	BJ Mullins	C	7-0	Ohio State
2	56	Ahmad Nivins	F	6-9	Saint Joseph's

Draft rights traded to Oklahoma City for draft rights to Rodrigue Beaubois (25th selection) and a second-round pick

2008 DRAFT

Rd	Overall	Player	Pos.	Ht.	College
2	61	Shan Foster	G	6-8	Vanderbilt

2007 DRAFT

Rd	Overall	Player	Pos.	Ht.	College
2	34	Nick Fazekas	F	7-0	Nevada-Reno
2	60	Renaldas Suiubtus	G	6-5	Lithuania
2#	68	Milovan Rakovic	F	6-8	North Carolina

Draft rights traded to the Orlando Magic for the draft rights to Reyshawn Terry (44th selection)

2006 DRAFT

Rd	Overall	Player	Pos.	Ht.	College
1	28	Maurice Ager	G	6-5	Michigan State
2#	68	J.R. Pinnock	G	6-5	George Washington

Draft rights traded to the L.A. Lakers for a future second-round pick

2005 DRAFT

Rd	Overall	Player	Pos.	Ht.	College
NO SELECTIONS					

2004 DRAFT

Rd	Overall	Player	Pos.	Ht.	College
2#	50	Vassilis Spanoulis	G	6-4	Greece

Draft rights traded to Houston for the draft rights to Luis Flores (55th selection)

2003 DRAFT

Rd	Overall	Player	Pos.	Ht.	College
1	29	Josh Howard	G/F	6-7	Wake Forest '03
2#	57	Xue Yuyang	C	7-0	China

Draft rights traded to Denver for a 2004 second-round pick

2002 DRAFT

Rd	Overall	Player	Pos.	Ht.	College
2	55	Mladen Sekularac	F	6-8	Yugoslavia

2001 DRAFT

Rd	Overall	Player	Pos.	Ht.	College
2	44	Kyle Hill	G	6-2	Eastern Illinois '01
2	54	Kenny Satterfield	G	6-2	Cincinnati '03

2000 DRAFT

Rd	Overall	Player	Pos.	Ht.	College
1	12	Etan Thomas	F	6-9	Syracuse '00
2#	31	Dan Langhi	C	6-11	Vanderbilt '00
2S	58	Pete Mickaial	C	6-9	Cincinnati '00

Draft rights traded to Houston for the rights to Eduardo Najera (38th selection) and a 2001 second-round pick

\$ Draft rights traded to New York along with Enck Strickland for the draft rights to Donnell Harvey (22nd selection) and forward John Wallace

1999 DRAFT

Rd	Overall	Player	Pos.	Ht.	College
2	36	Wang Zhizhi	C	7-1	China
2#	40	Gordan Girceck	G	6-5	Croatia

Traded to San Antonio along with a second-round pick in the 2000 draft for the draft rights to Leon Smith (first-round, 29th overall)

1998 DRAFT

Rd	Overall	Player	Pos.	Ht.	College
1#	6	Robert Traylor	F-C	6-0	Michigan '99
2	30	Ansu Sesay	F	6-8	Mississippi '98
2	35	Bruno Sundev	C	7-2	Croatia
2	53	Greg Buckner	G	6-4	Clemson '98

Traded to Milwaukee for the rights to Dirk Nowitzki and Pat Carmy

1997 DRAFT

Rd	Overall	Player	Pos.	Ht.	College
1#	15	Kevin Cain	C	6-11	Iowa State '97
2	35	Bubba Wells	G	6-5	Austin Peay '97

Traded to Portland for the rights to Chris Anstey and monetary compensation

1996 DRAFT

Rd	Overall	Player	Pos.	Ht.	College
1	8	Samaki Walker	F	6-9	Louisville '98
2	34	Shawn Harvey	G	6-4	W. Va. St. '96
2	58	Darnell Robinson	C	6-11	Arkansas '97

1995 DRAFT

Rd	Overall	Player	Pos.	Ht.	College
1	12	Cherokee Parks	F-C	6-11	Duke '95
1	24	Loren Meyer	C	6-10	Iowa St. '95

1994 DRAFT

Rd	Overall	Player	Pos.	Ht.	College
1	2	Jason Kidd	G	6-4	California '96
1	19	Tony Dumas	G	6-6	Missouri KC '94
2	28	Dean Thomas	F	6-8	Minnes '94

1993 DRAFT

Rd	Overall	Player	Pos.	Ht.	College
1	4	Jamal Mashburn	F	6-8	Kentucky '94
2	28	Lucious Harris	G	6-5	Long Beach St. '93
2#	33	Eric Riley	C	7-0	Michigan '93

Traded to Houston for the rights to Popeye Jones

1992 DRAFT

Rd	Overall	Player	Pos.	Ht.	College
1	4	Jim Jackson	G	6-5	Ohio State '93
2	30	Sean Rooks	C	6-10	Arizona '92

1991 DRAFT

Rd	Overall	Player	Pos.	Ht.	College
1	6	Doug Smith	F	6-10	Missouri '91
2	33	Donald Hodges	C	7-0	Temple '92
2	35	Mike Juzcchawa	G	5-11	St. Francis (Pa.) '91

1990 DRAFT

Rd	Overall	Player	Pos.	Ht.	College
2	49	Phil Henderson	G	6-4	Duke '90

1989 DRAFT

Rd	Overall	Player	Pos.	Ht.	College
1	8	Randy White	F	6-8	La. Tech '89
2	35	Pat Durham	F	6-8	Colorado St. '89
2	53	Jeff Hodge	G	6-2	S. Alabama '89

1988 DRAFT

Rd	Overall	Player	Pos.	Ht.	College
2	46	Morton Wiley	G	6-4	Long Beach St. '88
2	49	Jose Vargas	F-C	6-10	LSU '88
3	70	Jerry Johnson	G	5-11	Fla. Southern '88

1987 DRAFT

Rd	Overall	Player	Pos.	Ht.	College
1	20	Jim Farmer	G	6-4	Alabama '87
2	26	Steve A. Ford	G	6-2	Indiana '87
3	86	Mike Richmond	F	6-8	Texas-El Paso '87
4	89	David Johnson	F	6-8	Oklahoma '87
5	112	Sam Hill	C	6-9	Iowa State '87
6	135	Quintan Gates	F	6-7	Texas-El Paso '87
7	168	Gerald White	G	6-1	Auburn '87

1986 DRAFT

Rd	Overall	Player	Pos.	Ht.	College
1	7	Roy Tarpley	F	6-11	Michigan '86
2#	25	Mark Price	G	6-1	Georgia Tech '86
2	35	Milt Wagner	G	6-5	Louisville '86
3	82	Anthony Welch	F	6-9	Illinois '86
4	85	Myron Jackson	G	6-3	UALR '86
5	108	Jay Bilas	F	6-8	Duke '86
6	131	Greg Anderson	C	6-11	Lamar '86
7	154	Kim Cooksey	G	6-3	Middle Tenn. St. '86

Traded to Cleveland for a 1989 second-round choice and future considerations

1985 DRAFT

Rd	Overall	Player	Pos.	Ht.	College
1	8	Darrel Schrempf	G-F	6-10	Washington '85
1	18	Bill Wennington	C	7-0	St. John's '85
1	17	Uwe Blab	C	7-2	Indiana '85
2	40	Mark Acres	F	6-10	Ora Roberts '85
3	50	Leonard Allen	F-C	6-10	San Diego St. '85
3	63	Harold Keeling	G	6-3	Santa Clara '85
4	86	Bubba Jennings	G	6-11	Texas Tech '85
5	109	Tommy Davis	G	6-4	Minnesota '85
6	132	Carlton Cooper	G	6-4	Texas '85
7	155	Ed Catchings	F	6-7	UNLV '85

1984 DRAFT

Rd	Overall	Player	Pos.	Ht.	College
1	4	Sam Perkins	F-C	6-10	No. Carolina '84
1	15	Terence Stansbury	G	6-5	Temple '84
2	38	Cherokee Sritton	F	6-9	Oregon State '84
2	40	Anthony Teachey	F	6-9	Wake Forest '84
2	41	Tom Stuby	G	6-4	Notre Dame '84
3	61	Jeff Cross	C	6-10	Maine '84
4	84	John Harrocks	C	7-0	No. Texas St. '84
5	107	Dave Williams	C	7-2	Ill.-Chicago '84
6	130	LaVerne Evans	G	6-3	Marshall '84
7	153	George Turner	G	6-2	Cal-Irvine '84
8	176	Leroy Sutton	G	6-5	Arkansas '84
9	198	John Tador	F-G	6-6	Louisiana St. '84
10	220	Napoleon Johnson	F	6-7	Grambling '84

1983 DRAFT

Rd	Overall	Player	Pos.	Ht.	College
1	9	Dale Ellis	F	6-7	Tennessee '83
1	11	Derek Harper	G	6-4	Illinois '83
2	30	Mark West	C	6-10	Old Dominion '83
2*	33	Dirk Minniefield	G	6-3	Kentucky '83
4	79	Johnny Martin	F-C	6-9	N. western St. (La.) '83
5	102	Jimmy Lampley	C	6-10	JA Little Rock '83
6	125	Billy Allen	G	6-0	Nevada-Reno '83
7	148	Terrell Schlundt	F	6-7	Marquette '83
8	171	B. Sadler	F	6-6	Pepperdine '83
9	194	Shemed Arnold	G	5-11	Chicago State '83
10	217	Clyde Corley	G-F	6-4	Fla. International '83

* Traded to New Jersey for a second-round choice in 1986 and the option to switch 1987 second-round choice with New Jersey

1982 DRAFT

Rd	Overall	Player	Pos.	Ht.	College
1	4	Bill Garnett	F	6-9	Wyoming '82
3	50	Corny Thompson	F	6-8	Connecticut '82
4	73	Budy Woods	C	6-11	Texas A&M '82
5	98	Kenny Arnold	G	6-2	Iowa '82
6	119	Wayne Waggoner	G	6-4	N. western St. (La.) '83
7	142	Bob Grady	C	6-9	Northwestern '82
8	165	Kerth Peterson	F	6-6	Arkansas '82
9	188	Ralph McPherson	C-F	6-9	UT-Arlington '82
10	211	Albert Cullton	F	6-7	UT-Arlington '82

1981 DRAFT

Rd	Overall	Player	Pos.	Ht.	College
1	1	Mark Agume	F	6-6	DePaul '82
1	9	Rolando Blackman	G	6-6	Kansas State '81
2	24	Jay Vincent	F	6-7	Michigan St. '81
2	43	Eston Turner	F	6-5	Mississippi '81
3	47	Art Housley	C	6-10	Kansas '81
4	70	Eddie Moss	G	6-2	Syracuse '81
5	93	Pete Budko	F	6-9	No. Carolina '81
6	116	Karl Bankowski	F	6-7	Utah '81
7	139	Danny Davis	F	6-7	UNC-Wilmington '81
8	162	David Kennedy	G	6-2	Cincinnati '81
9	185	John Hollinden	C	7-6	Evansville '81
10	208	Scott Bosanka	G	6-4	No. State (S.D.) '81

1980 DRAFT

Rd	Overall	Player	Pos.	Ht.	College
1	11	Kiki Vandeweghe	F	6-8	UCLA '80
2	34	Roosevelt Bowie	C	6-11	Syracuse '80
3	57	David Britton	G	6-4	Texas A&M '80
4	60	David Johnson	F	6-8	Weber State '80
5	103	Darrell Allums	F	6-8	UCLA '80
6	126	Leroy Jackson	G	6-3	Cameron (Ok.) '80
7	149	Tony Forch	G	6-5	Midwestern State '80
8	169	Clarence Kea	F	6-7	Lamar '80
9	189	Ken Williams	G	6-1	Houston '80
10	206	Tom Morgan	F	6-6	CS Fullerton '80

1980 DISPERSAL DRAFT

Player	NBA Team	Pos.	Ht.	College	Yrs
Del Beshore	Chicago	G	5-11	Cornell St. (Pa.) '78	1
Winfred Boynes	New Jersey	F-G	6-7	San Francisco '78	2
Alozoa Bradley	Houston	F	6-7	Texas Southern '77	3
Mike Blatz	Phoenix	G	6-2	Stanford '77	2
Marty Byrnes	Los Angeles	F	6-7	Syracuse '78	2
Austin Carr	Cleveland	G	6-4	Notre Dame '71	9
Jim Clemons	Washington	G	6-3	Ohio State '71	9
Terry Daward	Detroit	G	6-2	Detroit '79	1
Jack Givens	Atlanta	F	6-5	Kentucky '78	2
Joe Hasselt	Indiana	G	6-5	Providence '77	3
Geoff Huston	New York	G	6-2	Texas Tech '79	1
Abdul Jabbar	Portland	F	6-8	Wis.-Parksale '76	2
Jeff Judkins	Boston	F	6-6	Utah '78	2
Arvid Kramer	Denver	C	6-10	Augustana '78	2
Tom LaCarde	Seattle	C	6-10	North Carolina '77	3
Billy McKinney	Kansas City	G	6-0	Northwestern '77	2
Wiley Peck	San Antonio	F	6-7	Mississippi St. '79	1
Bingo Smith	San Diego	F	6-5	Tulsa '69	11
Jim Spanarkel	Philadelphia	G	6-5	Duke '78	1
Roy Towseand	Golden State	G	6-3	UCLA '78	2
Richard Washington	Milwaukee	F	6-11	UCLA '77	4
Jerome Whitehead	Jah	C-F	6-10	Marquette '78	2

2010-2011

- June 24 Acquired the rights to 25th overall pick Dominique Jones from Memphis in exchange for cash considerations. Traded the draft rights of 58th overall pick Solomon Alabi to Toronto for a 2013 second-round pick and cash considerations.
- July 9: Re-signed free agent Brendan Haywood.
- 13: Acquired Tyson Chandler and Alexis Ajinca from the Charlotte Bobcats in exchange for Erick Dampier, Eduardo Najera, Matt Carroll and cash considerations. Signed first-round pick Dominique Jones. Signed free agent Ian Mahinmi.
- 19 Re-signed Dirk Nowitzki.
- Aug. 18 Re-signed Tim Thomas.
- Sept. 23: Signed free agent Steve Novak.
- 27: Signed Brian Cardinal, Dee Brown and Adam Haluska to training camp contracts.
- 30: Waived Tim Thomas.
- Oct. 21: Waived Dee Brown and Adam Haluska.
- Nov. 30: Assigned Dominique Jones and Rodrigue Beaubois to the Texas Legends of the NBA Development League.
- Jan. 2: Recalled Dominique Jones from the Texas Legends (D-League).
- 4 Recalled Rodrigue Beaubois from the Texas Legends (D-League).
- 5 Waived Steve Novak.
- 10 Signed free agent Sasha Pavlovic to a 10-day contract.
- 20 Re-signed free agent Sasha Pavlovic to a second 10-day contract.
- 24 Acquired the draft rights to Georgios Printezis from Toronto in exchange for Alexis Ajinca, a second-round draft pick and cash considerations. Signed free agent Peja Stojakovic.
- Mar. 3: Signed free agent Corey Brewer.
- June 23 Acquired Rudy Fernandez along with the rights to Petteri Koponen from Portland in a deal that sent the draft rights to Jordan Hamilton (26th overall selection) and Andre Miller to Denver and additionally, sent the draft rights to Tanguy Ndombe (57th overall pick) and Raymond Felton to Portland.

2009-2010

- June 24: Acquired from Portland the 24th and 56th overall selections of the 2009 NBA Draft and the lesser of Portland's two second-round picks in the 2010 NBA Draft for the 22nd overall pick of the 2009 NBA Draft.
- 25: Acquired draft rights to Rodrigue Beaubois (25th overall pick) and a second-round pick from Oklahoma City in exchange for BJ Mullens (24th overall pick). Drafted Ahmad Nivins with the 56th overall pick in the second-round of the NBA Draft. Acquired draft rights to Nick Calathes (45th overall pick) from Minnesota in exchange for a 2010 second-round pick (formerly acquired from Portland).
- July 7: Signed first-round pick Rodrigue Beaubois.
- 8: Signed free agent Quinton Ross.
- 9: Acquired Shawn Marion, Kris Humphries, Nathan Jawai and cash considerations from Toronto for Antoine Wright and Devean George in a deal that also sent Greg Buckner to Dallas from Memphis in exchange for Jerry Stackhouse and cash considerations, a second-round pick and cash considerations from Toronto to Memphis, and Hedo Turkoglu from Orlando to Toronto for cash considerations from Dallas and Toronto.
- 11: Re-signed free agent Jason Kidd.
- 28: Signed free agent Tim Thomas.
- 30: Signed free agent Drew Gooden.
- Sept. 14: Re-signed James Singleton, Waived Greg Buckner.
- 28: Signed free agent Jake Voskuhl.
- Oct. 20: Acquired a conditional second-round pick from Minnesota in exchange for Nathan Jawai.
- 22: Waived Jake Voskuhl.
- Jan. 11: Acquired Eduardo Najera from NJ in exchange for Kris Humphries and Shawne Williams.
- Feb. 13: Acquired Caron Butler, DeShawn Stevenson, Brendan Haywood, cash from WAS for Josh Howard, Drew Gooden, James Singleton and Quinton Ross.
- 24: Signed Von Wafer to 10-day contract.
- June 24 Acquired the rights to 25th overall pick Dominique Jones from Memphis in exchange for cash considerations. Traded the draft rights of 58th overall pick Solomon Alabi to Toronto for a 2013 second-round pick and cash considerations.
- July 9 Re-signed Brendan Haywood.
- 13 Acquired Tyson Chandler and Alexis Ajinca from the Charlotte Bobcats in exchange for Erick Dampier, Eduardo Najera, Matt Carroll and cash considerations. Signed first-round pick Dominique Jones. Signed free agent Ian Mahinmi.
- 19 Re-signed Dirk Nowitzki.
- August 18 Re-signed Tim Thomas.

2008-2009

- Apr. 30: Relieved Avery Johnson of head coaching duties.
- May 9: Announced Rick Carlisle as head coach.
- June 26: Drafted Shan Foster with the 51st overall pick in the second-round of the NBA Draft.
- July 2: Signed free agent Gerald Green.
- 9: Re-signed Jose Juan Barea. Signed free agent DeSagana Diop.
- 11: Re-signed Antoine Wright. Signed free agents Keith McLeod and James Singleton.
- Aug. 20: Re-signed Devean George.
- Sept. 2: Named Terry Stotts, Dwayne Casey, Mario Elie and Tom Sterner assistant coaches.
- 30: Signed Reyshawn Terry, Charles Rhodes and JaJuan Smith to training camp contracts.
- Oct. 2: Named Paul Westphal Executive Vice President of Basketball Operations.
- 10: Acquired Shawne Williams from Indiana in exchange for Eddie Jones and two second-round picks.
- 20: Waived Charles Rhodes.
- 22: Waived Cheyne Godson, JaJuan Smith and Reyshawn Terry.
- 23: Waived Keith McLeod.
- 28: Exercised contract option on Shawne Williams.
- Jan. 16: Acquired Matt Carroll and Ryan Hollins from Charlotte in exchange for DeSagana Diop.

2007-2008

- June 28: Drafted Nick Fazekas with the 34th overall pick and Renaldas Seibutis with the 58th overall pick in the second-round of the NBA Draft. Acquired draft rights to Reyshawn Terry (44th overall pick) from Orlando for the draft rights to Mirovan Rakovic (60th overall pick).
- July 12: Re-signed Devean George.
- 13: Re-signed Jerry Stackhouse.
- 26: Signed second-round pick Nick Fazekas. Signed free agent Brandon Bass.
- Aug. 6: Signed free agent Eddie Jones.
- 31: Waived Pops Mensah-Bonsu.
- Sept. 12: Extended the contract of Devin Harris.
- 28: Acquired Trenton Hassell from Minnesota for Greg Buckner.
- Oct. 1: Signed free agents Darvin Ham, Jared Newson and Jamal Sampson.
- 22: Waived Jamal Sampson.
- 24: Waived Darvin Ham and Jared Newson.
- 30: Waived D.J. Mbenga.
- Nov. 1: Signed free agent Juwan Howard.
- 20: Assigned Nick Fazekas to D-League's Tulsa 66ers.
- Dec. 17: Assigned Maurice Ager to D-League's Tulsa 66ers.
- Jan. 6: Recalled Maurice Ager from D-League.
- Feb. 10: Assigned Maurice Ager to D-League's Tulsa 66ers.
- 13: Recalled Nick Fazekas from D-League.
- 19: Acquired Jason Kidd, Malik Allen and Antoine Wright from New Jersey for Devin Harris, Trenton Hassell, Keith Van Horn, Maurice Ager, DeSagana Diop and two first-round draft picks. Waived Nick Fazekas.
- 26: Signed free agent Jamaal Magloire.
- Mar. 4: Signed free agent Tyrone Lue.

2006-2007

- June 28: Drafted Maurice Ager with the 28th overall pick in the first-round of the NBA Draft and J.R. Pinnock in the second-round (58th pick). Acquired future second-round pick from L.A. Lakers for Pinnock's draft rights.
- July 12: Acquired Austin Croshere from Indiana for Marquis Daniels.
- 13: Signed free agent Greg Buckner. Re-signed D.J. Mbenga.
- 24: Acquired Anthony Johnson from Indiana for Darrell Armstrong, Rawle Marshall and Josh ~~Rimouski~~.
- 25: Re-signed Jason Terry.
- Aug. 2: Signed free agent Devean George.
- 3: Signed rookie free agent Pops Mensah-Bonsu.
- 4: Waived Pavel Podkozin.
- 17: Signed free agent Ndudi Ebi and rookie free agents Jose Barea, Pat Carroll and Dar us Washington.
- Sept. 26: Extended the contract of Dirk Nowitzki.
- Oct. 15: Waived Pat Carroll.
- 20: Waived Demus Washington.
- 26: Waived Ndudi Ebi.
- 28: Extended the contract of Josh Howard.
- Feb. 22: Acquired a 2007 second-round pick from Atlanta for Anthony Johnson.
- Apr. 2: Signed Kevin Willis to a 10-day contract.
- 12: Signed Kevin Willis for the remainder of the season.



ALL-TIME TRANSACTIONS LOG

2006-2007

- Aug. 2: Signed rookie free agent Josh Powell.
- 5: Signed rookie free agent Rawie Marshall.
- 15: Waived Michael Finley. Re-signed Darrell Armstrong.
- 19: Signed free agents Doug Christie and DeSagana Diop.
- Sep. 3: Signed free agents Kamel Dickens, Erick Strickland and Samo Udoh.
- 10: Waived Samo Udoh.
- 18: Waived Shawn Bradley.
- 22: Waived Erick Strickland.
- 26: Waived Kamel Dickens.
- 28: Waived Tanq Abdul-Wahad.
- Nov. 25: Waived Doug Christie.
- 28: Signed free agent Adrian Griffin.

2004-2005

- June 24: Acquired Christian Laettner, Jerry Stackhouse and the draft rights to Devin Harris from Washington for Antawn Jamison and cash considerations. Acquired draft rights to Pavel Podkolzin from Utah for a future first-round draft choice. Drafted Vassilis Spanoulis with the 50th overall selection in the NBA Draft and traded his rights to the Houston Rockets for the draft rights to Luis Flores.
- July 2: Signed first-round pick Devin Harris.
- 14: Re-signed Marquis Daniels.
- Signed free agent D.J. Mbenga.
- 26: Acquired Calvin Booth from Seattle for Deway Fortson.
- 29: Signed rookie Pavel Podkolzin.
- Aug. 4: Acquired Alan Henderson, Jason Terry and a future first-round pick from Atlanta for Tony Delk and Antoine Walker.
- Aug. 24: Acquired Erick Dampier, Dan Dickau, Evan Eschmeyer and the draft rights to Steve Logan from Golden State for Christian Laettner, Eduardo Najera, two first-round draft picks, the draft rights to both Luis Flores and Mladen Sekularac and cash considerations.
- Sept. 1: Waived Jon Stefansson.
- Sept. 30: Signed free agent Avery Johnson.
- Oct. 4: Signed free agent Derek Hood.
- 20: Signed free agent Jason Sasser.
- Oct. 23: Evan Eschmeyer announced his retirement.
- 24: Signed free agent Felipe Lopez.
- 28: Avery Johnson announced his retirement.
- 29: Waived Derek Hood, Felipe Lopez and Jason Sasser.
- Dec. 3: Acquired Darrell Armstrong from New Orleans for Dan Dickau and a second-round pick.
- Feb. 24: Acquired Keith Van Horn from Milwaukee for Calvin Booth, Alan Henderson and cash considerations.
- Mar. 1: Signed free agent Alan Henderson.
- 19: Don Nelson resigned to assume a consultant role and Avery Johnson is named head coach.
- Apr. 11: Suspended Jerry Stackhouse one game for conduct detrimental to the team.

2003-2004

- June 26: Drafted Josh Howard with the 29th overall selection and Xue Yuyang with the 57th overall selection of the NBA Draft. Acquired a 2004 second-round pick from Denver for the rights to Xue Yuyang.
- July 3: Signed first-round pick Josh Howard.
- 29: Signed rookie free agent Marquis Daniels.
- Aug. 18: Acquired Danny Fortson, Antawn Jamison, Chris Mills and Jin Welsch from Golden State for Evan Eschmeyer, Avery Johnson, Popeye Jones, Antoine Rigaudeau and Nick Van Exel.
- Signed free agent Travis Best.
- Sep. 4: Signed free agent Jon Stefansson.
- 9: Signed free agents Josh Powell and Rod Gregoire.
- Oct. 3: Waived Rod Gregoire.
- 20: Waived Josh Powell. Acquired Tony Delk and Antoine Walker from Boston for Raef LaFrentz, Chris Mills, Jin Welsch and a 2004 first-round draft pick.
- Jan. 6: Signed Mamadou N'Diaye to a 18-day contract.
- 16: Signed Mamadou N'Diaye to a second 10-day contract.
- 30: Obtained Scott Williams on a waiver claim.

2002-2003

- June 24: Waived Danny Manning.
- 26: Drafted Mladen Sekularac with the 55th overall selection in the NBA Draft.
- July 1: Named Don Nelson president of basketball operations.
- 30: Re-signed Raef LaFrentz.
- Sept. 20: Signed free agent Popeye Jones.
- 28: Re-signed Eduardo Najera.
- 30: Signed free agents Raja Bell, Kipp Chrstianson, Adam Harrington and Derek Hood.
- Oct. 18: Signed Walt Williams.
- 25: Waived Derek Hood.
- Nov. 16: Signed Mark Strickland.
- 28: Waived Mark Strickland.
- Jan. 7: Waived Adam Harrington.
- 17: Signed Antoine Rigaudeau.

2001-2002

- June 27: Drafted Kyle Hill with the 44th overall selection and Kenny Satterfield with the 54th overall selection in the NBA Draft.
- July 23: Re-signed Michael Finley to a seven-year contract.
- 27: Signed free agent Adnan Griffin.
- Aug. 2: Signed free agents Danny Manning, Khalid El-Amin and Darrek Martin.
- 8: Re-signed Shawn Bradley and signed free agent Evan Eschmeyer to an offer sheet.
- 10: Traded Howard Easley to New York for Muggsy Bogues as part of a three-team trade that also included Dallas trading the draft rights to second-round pick Kyle Hill to Houston.
- 23: Acquired Tim Hardaway from Miami for a second-round draft pick.
- 25: Signed free agent Evan Eschmeyer.
- Sept. 25: Acquired second-round draft pick or future considerations from Denver for Kenny Satterfield.
- Oct. 1: Signed free agents Ruben Wolkowyski and Chris Robinson.
- 8: Waived Chris Robinson.
- 29: Waived Khalid El-Amin and Muggsy Bogues.
- Nov. 20: Waived Darrek Martin. Signed free agent Omar Cook.
- 27: Signed free agent Johnny Newman and waived Ruben Wolkowyski.
- Dec. 28: Requested waivers on Omar Cook.
- Jan. 12: Signed free agent Charlie Bell to a 10-day contract.
- 15: Signed Charlie Bell for the remainder of the season.
- Feb. 21: Acquired Tanq Abdul-Wahad, Avery Johnson, Raef LaFrentz and Nick Van Exel from Denver for Tim Hardaway, Donnell Harvey, Juwan Howard and a 2002 first-round draft choice. Waived Charlie Bell.

2000-2001

- June 28: Drafted Etan Thomas with the 12th overall selection in the NBA Draft. Acquired the draft rights to Courtney Alexander (13th overall) from Orlando for cash and Dallas' first-round pick in the 2001 NBA Draft. Acquired the draft rights to Donnell Harvey (22nd overall) and John Wallace from New York for Erick Strickland and the draft rights to Pete Mickel (58th overall). Acquired Eric Murdock from L.A. Clippers for Sean Rooks.
- July 6: Signed Courtney Alexander to a three-year contract.
- 7: Signed Etan Thomas to a three-year contract. Signed Eduardo Najera to a two-year contract.
- Aug. 1: Re-signed Hubert Davis to a four-year contract. Re-signed Gary Trent to a one-year contract.
- 5: Re-signed Greg Buckner to a two-year contract.
- 16: Acquired Howard Easley from Utah, Bill Curley from Golden State and Dana Barros from Boston as part of a four-team trade for Bruno Sundov (to Utah), Robert Pack, John "Hot Rod" Williams and cash (to Boston).
- 29: Acquired Christian Laettner and Terry Mills from Detroit for Cedric Ceballos, John Wallace, Eric Murdock and cash.
- Oct. 12: Claimed John Celestand off waivers.
- 16: Exercised option for a fourth year on Dirk Nowitzki.
- 17: Acquired Loy Vaught from Detroit for Dana Barros and Ansu Sesay.
- 21: Waived Mike Jones, Ace Custis and Jamal Kendrick.
- 27: Waived John Celestand.
- Nov. 28: Signed Mark Bryant. Waived Bill Curley.
- Feb. 22: Acquired Calvin Booth, Obinna Ekezie and Juwan Howard from Washington for Courtney Alexander, Hubert Davis, Christian Laettner, Etan Thomas and Loy Vaught.
- 28: Signed Vernon Maxwell for the remainder of the season.
- April 4: Signed Wang Zhizhi to a two-year contract.

1999-2000

- June 30: Acquired draft rights to Leon Smith (29th overall) from San Antonio for the draft rights to Gordan Giricak (40th overall) and a second-round pick in the 2000 draft. Drafted Wang Zhizhi with 35th overall selection.
- Aug. 5: Signed free agent Greg Buckner to a one-year contract.
- 27: Signed free agent Gary Trent to a one-year contract with a one-year player option. Signed free agent Cedric Ceballos to a two-year contract.
- Sept. 1: Acquired Sean Rooks and a second-round draft pick in 2000 from L.A. Lakers for A.C. Green.
- 29: Acquired a 2000 second-round pick from Chicago for Chris Anstey.
- Oct. 4: Signed free agents Jason Sasser, Zandon Hamilton, Kevin Ollie, Anthony "Pig" Miller and Ben Davis.
- 7: Signed free agent Kebu Stewart.
- 8: Waived Anthony "Pig" Miller.
- 15: Waived Zandon Hamilton and Ben Davis.
- 23: Signed free agent Charles Shackelford.
- 26: Signed free agent Ira Bowman. Waived Charles Shackelford.
- 29: Waived Kevin Ollie and Jason Sasser.
- Nov. 1: Signed free agent Randall Jackson. Waived Ira Bowman and Greg Buckner.
- 3: Signed draft pick Leon Smith to a three-year contract.
- 4: Signed free agent Rick Hughes. Waived Kebu Stewart.
- Dec. 2: Signed free agent Damon Jones.
- 6: Placed Leon Smith on the suspended list.
- 18: Waived Randall Jackson.
- Jan. 4: Announced that owner Ross Perot, Jr. has reached an agreement to sell a majority interest in the team to Mark Cuban.
- 5: Waived Rick Hughes and Damon Jones.
- 6: Signed free agent Greg Buckner to a 10-day contract.
- 8: Signed Damon Jones to a 10-day contract.
- 18: Signed Greg Buckner to a second 10-day contract.
- 18: Signed Damon Jones to a second 10-day contract.
- 26: Signed Greg Buckner for the remainder of the season.
- 28: Signed Damon Jones for the remainder of the season.
- Feb. 3: Signed free agent Dennis Rodman.
- 4: Waived Leon Smith.
- March 8: Waived Dennis Rodman.
- April 10: Signed free agent Rodrick Rhodes.
- 11: Mark Cuban is approved by the NBA Board of Governors as the team's new majority owner.

1998-1999

- June 24: Acquired Dirk Nowitzki (9th overall pick) and Pat Garrity (19th overall) from Milwaukee for the draft rights to Robert Traylor (6th overall) in the 1998 NBA Draft. Acquired Steve Nash from Phoenix for the draft rights to Pat Garrity, Martin Murrsepp, Bubba Wells and Dallas 1999 first-round draft pick. Drafted Ansu Sesay with the 30th overall selection, Bruno Sundov with the 35th overall selection and Greg Buckner with the 53rd overall selection.
- Jan. 21: Signed first-round pick Dirk Nowitzki to a three-year contract, with a team option for a fourth year. Signed second-round picks Ansu Sesay and Greg Buckner, and free agent Ace Custis to one-year contracts.
- 22: Signed free agent John "Hot Rod" Williams to a three-year contract.
- 25: Signed Steve Nash to a six-year contract extension, effective at the conclusion of the 1998-99 season. Signed free agent Gary Trent to a one-year contract.
- Jan. 27: Signed free agent Cedric Ceballos to a one-year contract.
- Feb. 2: Waived Greg Buckner.
- 18: Waived Khalid Reeves.
- March 29: Signed second-round pick Bruno Sundov to a two-year contract.

1997-1998

- June 1: Sasha Danilovic exercised the early termination option of his contract, forgoing the first two years.
- 25: Acquired the draft rights to Chris Anstey (18th overall pick) and cash from Portland for draft rights to Kelvin Cato (15th overall pick) in the 1997 NBA Draft. Drafted Bubba Wells with the 35th overall selection.
- Aug. 18: Signed free agent Erick Strickland to a six-year contract. Renounced rights to Sasha Danilovic.
- Sept. 4: Signed free agent Hubert Devos to a six-year contract.
- 24: Acquired Dennis Scott and \$500,000 (which was given to the Dallas Mavericks Foundation) from Orlando for Derek Harper and Ed O'Bannon.
- Oct. 1: Signed Michael Finley to a five-year contract extension.
- 2: Signed second-round draft pick Bubba Wells to a two-year contract. Signed free agent Ace Custis to a one-year contract.
- 7: Signed free agent Kevin Ollie to a one-year contract.
- 21: Signed free agent Adrian Caldwell to a one-year contract.
- Nov. 3: Waived Adrian Caldwell. Signed first-round pick Chris Anstey to a three-year contract.
- Dec. 4: Dismissed head coach Jim Clemons and assistants Butch Beard and Sonny Allen. General Manager Don Nelson assumed coaching duties.
- 17: Waived Kevin Ollie. Signed free agent Eric Riley to a one-year contract.
- Feb. 18: Acquired Cedric Ceballos from Phoenix for Dennis Scott.
- March 27: Signed free agent Shawn Respert to a 10-day contract.
- April 8: Signed free agent Shawn Respert to a second 10-day contract.

1996-1997

- May 1: Announced that owner Donald Carter had sold majority interest in the team to Ross Perot Jr. and David McDavid. Announced that head coach Dick Motta would be retained as a consultant.
- 31: Named Jim Clemons head coach.
- June 21: Acquired Eric Montross and a 1996 first-round choice from Boston for first-round draft choices in 1996 (6th) and 1997.
- 29: Traded Cherokee Parks to Minnesota. In exchange, the Timberwolves agree to remove 2-6 lottery protection of the 1997 Minnesota first-round choice which Dallas had previously acquired in the Sean Rooks trade (11/2/94).
- July 17: Signed free agent Chris Gatling to a five-year contract. Renounced rights to free agents Scott Brooks, Lucious Harms, Lorenzo Williams and David Wood.
- 23: Acquired Jimmy King and second-round draft choices in either 1997 and 1998 or 1988 and 1989 from Toronto for Popeye Jones and New York's 1997 first-round draft choice.
- 26: Signed free agent Derek Harper to a two-year contract.
- Aug. 23: Signed Samaki Walker to a three-year contract.
- Sept. 30: Signed Shawn Harvey to a one-year contract. Signed free agents Greg Dreiling and Jeff Webster. Signed rookie free agents Herb Jones, Jaime Peterson and Erick Strickland to one-year contracts.
- Oct. 4: Signed free agent Fred Roberts to a one-year contract.
- 17: Signed free agent Oliver Miller to a one-year contract.
- Nov. 12: Activated Samaki Walker (right quadriceps) from the injured list. Placed Erick Strickland (strained left shoulder) on the injured list.
- 21: Suspended Tony Dumas for one game.
- Dec. 26: Acquired Sam Cassell, Michael Finley, A.C. Green and a second-round draft choice in 1997 or 1998 from Phoenix for Jason Kidd, Tony Dumas and Loren Meyer.
- Jan. 6: Waived Erick Strickland.
- 28: Suspended Chris Gatling for one game.
- Feb. 7: Named Don Nelson general manager. Waived Oliver Miller.
- 14: Acquired Kurt Thomas, Sasha Danilovic and Martin Murrsepp from Miami for Jamal Mashburn. Waived Fred Roberts.
- 15: Signed Erick Strickland to a 10-day contract.
- 17: Acquired Shawn Bradley, Robert Pack, Khalid Reeves and Ed O'Bannon from New Jersey for Jim Jackson, Chris Gatling, Sam Cassell, George McCloud and Eric Montross.
- 25: Signed Erick Strickland for the remainder of the season.
- 27: Signed Jason Sasser to a 10-day contract.
- March 11: Signed Jamie Watson to a 10-day contract.
- 21: Signed Jamie Watson to a second 10-day contract. Signed Steven Smith to a 10-day contract.
- 31: Signed Steven Smith to a second 10-day contract.
- April 10: Signed Stacey King to a 10-day contract.
- 15: Waived Greg Dreiling.

1990-1991

- June 24: Doug Smith claimed by Toronto in the expansion draft.
- Sept. 28: Signed Cherokee Parks to a three-year contract.
- Oct. 4: Signed Loren Mayer to a three-year contract.
- 5: Signed Lorenzo Williams to a one-year contract. Signed George McCloud to a two-year contract.
- Nov. 2: Suspended Roy Tarpley.
- Dec. 8: NBA disqualified Roy Tarpley for violating the terms of his aftercare agreement.
- Jan. 10: Signed Reggie Slater to a 10-day contract.
- Jan. 20: Signed Reggie Slater to a second 10-day contract.
- Feb. 1: Signed David Wood to a 10-day contract.
- 13: Signed David Wood to a second 10-day contract.
- 19: Waived Donald Hodge.
- 23: Signed David Wood to a contract for the remainder of the season.

1994-1995

- May 17: Named Dick Motta head coach.
- June 30: Announced restricted free agent Randy White would not be tendered a qualifying offer. Exercised the option year in Popeye Jones contract. Chose not to exercise the option year in Tim Legler's contract.
- Sept. 2: Signed first-round draft pick Jason Kidd to a one-year contract. Renounced the rights to unrestricted free agents Tony Campbell, Fat Lever and Randy White.
- 17: Signed first-round draft pick Tony Dumas to a four-year contract. Renounced the rights to Greg Drending and Tim Legler.
- 30: The NBA announced the reinstatement of Roy Tarpley. Signed Popeye Jones to a three-year contract extension.
- Oct. 8: Signed Roy Tarpley to a six-year contract. Signed Morlon Wiley to a one-year contract with the club holding an option for a second year.
- Nov. 1: Acquired a first-round draft choice in 1996, 1997 or 1998 from Minnesota for Sean Rooks.
- Dec. 14: Suspended Roy Tarpley for one game.
- Jan. 30: Signed George McCloud to a 10-day contract.
- Feb. 9: Signed George McCloud to a second 10-day contract.
- 22: Signed George McCloud to a contract for the rest of the season.
- 23: Acquired Scott Brooks from Houston for Morlon Wiley and a 1995 second-round draft choice.

1993-1994

- June 30: Acquired the rights to 1992 second-round pick Popeye Jones from Houston for the draft rights to second-round draft choice Eric Riley.
- July 23: Signed Tim Legler to a one-year contract with the team having an option for a second year.
- Aug. 12: Signed Ron "Popeye" Jones to a one-year contract with the club having an option for a second year.
- 30: Signed Lucious Harris to a three-year contract.
- Oct. 7: Signed unrestricted free agents Morlon Wiley, Greg Drending and Darren Morningstar to one-year contracts.
- 14: Signed Jamal Mashburn to an eight-year contract.
- Nov. 2: Waived Morlon Wiley.
- 12: Signed unrestricted free agent Chucky Brown to a one-year contract.
- 23: Waived Chucky Brown.
- Dec. 29: Waived Darren Morningstar.
- Jan. 6: Acquired Tony Campbell and 1997 first-round draft choice from New York for Derek Harper.
- Feb. 14: Signed Lorenzo Williams to a 10-day contract.
- 24: Signed Lorenzo Williams to a second 10-day contract.
- March 8: Signed Lorenzo Williams to a two-year contract.
- 31: Signed Morlon Wiley for the remainder of the season.
- May 3: Dismissed head coach Quinn Buckner.

1992-1993

- June 24: Acquired 1995 first-round draft pick from New York for Rolando Blackman.
- July 7: Signed restricted free agent Donald Hodge to a four-year contract.
- 23: Renounced rights to restricted free agent Brian Quinnett.
- Aug. 12: Signed second-round draft choice Sean Rooks to a three-year contract.
- 17: Signed restricted free agent Tracy Moore to a one-year contract.
- 24: Signed unrestricted free agent Dexter Cambridge to a one-year contract with an option for a second year.
- Sept. 18: Traded Rodney McCray to Chicago for Golden State's first-round pick in 1993 and two conditional second-round draft choices.
- Oct. 6: Signed restricted free agent Brian Howard to a one-year contract.
- 7: Signed unrestricted free agents Stephen Bardo, Walter Bond and Walter Palmer to one-year contracts.
- 15: Signed unrestricted free agent Radisav Curcic to a one-year contract.
- Jan. 5: Waived Walter Palmer.
- 6: Waived Stephen Bardo.
- 13: Dismissed Richie Adubato as head coach. Named Gar Heard interim head coach.
- Feb. 4: Waived Tracy Moore. Signed Lamont Strothers to a 10-day contract.
- 15: Signed Lamont Strothers to a second 10-day contract.
- 16: Signed Morlon Wiley to a 10-day contract.
- 25: Released Lamont Strothers following the expiration of his second 10-day contract.
- 26: Signed Morlon Wiley to a second 10-day contract.
- March 2: Signed Tim Legler to a 10-day contract.
- 4: Signed Quinn Buckner to a five-year contract as head coach, beginning with the 1993-94 season. Signed Jim Jackson to a six-year contract.
- 8: Signed Morlon Wiley to a contract for the rest of the season.
- 12: Signed Tim Legler to a second 10-day contract.
- 22: Signed Tim Legler for the remainder of the season.

1991-1992

- May 1: Did not exercise option on the second year of Alex English's contract, making him an unrestricted free agent.
- Aug. 2: Signed unrestricted free agent Brad Davis to a one-year contract.
- 6: Signed unrestricted free agent Terry Davis to a two-year contract.
- Oct. 3: Signed second-round draft choice Mike Buzzolino to a two-year contract. Signed free agents Jim Grandholm and Joao Vienna.
- 5: Signed second-round draft pick Donald Hodge to a one-year contract.
- 16: NBA permanently dismissed Roy Tarpley under terms of the NBA anti-drug agreement.
- 30: Waived Jim Grandholm.
- Nov. 2: Signed Doug Smith to a four-year contract.
- 12: Waived Joao Vienna.
- Jan. 17: Signed Tracy Moore to a 10-day contract.
- 27: Signed Tracy Moore to a second 10-day contract.
- 29: Suspended James Donaldson without pay for one game for his role in an altercation in practice.
- Feb. 3: Signed Brian Howard to a 10-day contract.
- 6: Signed Tracy Moore to a contract for the remainder of the season.
- 13: Signed Brian Howard to a second 10-day contract.
- 20: Acquired Brian Quinnett from New York for James Donaldson.
- 24: Signed Brian Howard to a contract for the remainder of the season.
- March 22: Signed Tom Garreck to a 10-day contract.
- April 3: Signed Tom Garreck to a second 10-day contract.

1990-1991

- June 21: Acquired Fat Lever from Denver for Washington's first-round choice in the 1990 draft and Detroit's first round choice in 1991
- 26: Acquired Rodney McCray, Sacramento's 1990 second-round pick and Washington's 1991 second-round draft choice in exchange for Bill Wennington, Indiana's 1990 first-round draft choice and Dallas' 1990 first-round draft choice.
- 27: Renounced the rights to restricted free agent Anthony Jones.
- July 19: Signed restricted free agent Bob McCann to a two-year contract.
- Aug. 16: Signed unrestricted free agent Alex English to a one-year contract.
- Oct. 1: Signed unrestricted free agents Kelvin Upshaw, John Shasky and Jim Grandholm.
- 4: Signed restricted free agent Steve Alford to a one-year contract.
- 18: Waived Jim Grandholm
- 27: Waived Bob McCann and Kelvin Upshaw.
- Nov. 11: Signed rookie free agent Jim Grandholm to a one-year contract.
- 12: Signed free agent Kelvin Upshaw to a one-year contract.
- Dec. 24: Waived Kelvin Upshaw.
- 29: Signed Kelvin Upshaw to a 10-day contract.
- Jan. 5: Signed Howard Wright to a 10-day contract.
- 9: Signed Kelvin Upshaw to a second 10-day contract.
- 15: Signed Howard Wright to a second 10-day contract.
- 18: Coach Richie Adubato suspended for one game and fined \$1,500 by the NBA for his conduct following the 100-94 loss at San Antonio on Jan. 16.
- 19: Signed Kelvin Upshaw to a contract for the remainder of the season.
- 23: Released Howard Wright from his second 10-day contract.
- April 6: Roy Tarpley suspended by NBA drug counselors indefinitely without pay.

1989-1990

- June 16: Marlon Wixey claimed by Orlando in the expansion draft.
- July 5: Signed restricted free agent Anthony Jones to a one-year contract.
- Aug. 8: Signed unrestricted free agent Brad Davis to a two-year contract.
- 23: Signed first-round draft choice Randy White to a five-year contract.
- 31: Signed Roy Tarpley to a three-year contract extension.
- Oct. 6: Signed unrestricted veteran free agent Steve Alford to a one-year contract.
- 8: Signed restricted free agent Bill Wennington to a two-year contract.
- 12: Signed restricted free agent Sam Perkins to a one-year contract.
- 28: Acquired a second-round draft choice in 1993 from Milwaukee for the rights to unsigned second-round draft choice Pat Durham.
- Nov. 18: Roy Tarpley suspended indefinitely by the ASAP Family Treatment Program for violating his aftercare program.
- 29: Relieved head coach John MacLeod of his duties.
- Dec. 4: Named Richie Adubato head coach for the remainder of the season.
- 14: Signed unrestricted free agent Michael Williams to a one-year contract.
- 26: Waived Michael Williams.
- Jan. 8: Signed unrestricted free agent Kelvin Upshaw to a 10-day contract.
- 16: Signed Kelvin Upshaw to a second 10-day contract.
- 20: Adrian Dantley signed an amendment to his contract, in effect making Dantley an unrestricted free agent at the end of the season. Dantley had been under contract through 1990-91.
- 22: Released Kelvin Upshaw from the final four days of his second 10-day contract to allow Upshaw to pursue an opportunity in Europe. Roy Tarpley was removed from the suspended list by the ASAP Family Treatment Program.
- Feb. 12: Signed unrestricted free agent Bob McCann to a 10-day contract.
- 22: Signed Bob McCann to a second 10-day contract.
- March 7: Signed Bob McCann to a contract for the remainder of the season.
- April 6: Suspended Roy Tarpley for two games for missing practice without notification.
- 9: Signed free agent Mark Wade to a 10-day contract.
- 17: Released Mark Wade from his 10-day contract.
- 22: Named Richie Adubato permanent head coach.
- May 2: Waived Adrian Dantley per 1/20/90 contract amendment.

1988-1989

- June 23: Sent the 1988 first-round draft choice (20th overall) to Miami. In exchange, Miami agreed to select Arvid Kramer, who was on Dallas' suspended list, in the expansion draft, bypassing Steve Alford, Uwe Blab and Bill Wennington.
- 28: Signed unrestricted free agent Brad Davis to a one-year contract.
- Nov. 1: Signed unrestricted free agent Terry Tyler to a one-year contract.
- 3: Waived Jim Farmer.
- Dec. 13: Waived Steve Alford.
- Jan. 5: Roy Tarpley was suspended by NBA drug counselors indefinitely without pay.
- 22: Signed Anthony Jones to a 10-day contract.
- Feb. 1: Signed Anthony Jones to a second 10-day contract.
- 13: Signed Anthony Jones to a contract for the remainder of the season.
- 15: Adrian Dantley and Detroit's first-round draft choice in 1991 from Detroit for Mark Aguirre.
- 21: Acquired Herb Williams from Indiana for Detlef Schrempf and a second-round draft choice in 1993 or 1991 Indiana received Dallas' second-round draft choice in the same year the Pacers give Dallas the first-round pick to complete the Garnett/Stansbury trade of October 1984.
- April 8: Signed Rolando Blackman and Derek Harper.
- 12: Activated Roy Tarpley from the suspended list.

1987-1988

- June 4: Named John MacLeod head coach.
- 17: Signed free agent Dennis Nutt to a one-year contract.
- Oct. 1: Signed first-round draft choice Jim Farmer to a two-year contract.
- 9: Signed second-round draft choice Steve Alford to a two-year contract.
- 30: Waived Dennis Nutt
- Nov. 17: Waived Al Wood.

1986-1987

- June 17: Acquired a second-round choice in 1989 and future considerations from Cleveland for second-round draft choice Mark Price.
- 19: Waived right of first refusal on free agent Harold Keeling
- July 23: Acquired Al Wood from Seattle for Dale Ellis.
- Sept. 3: Acquired a first-round draft choice in 1990 from Washington for Jay Vincent.
- Oct. 2: Signed Roy Tarpley to a five-year contract.
- 16: Signed Brad Davis to a one-year contract extension.
- 27: Waived Anthony Welch and Dennis Nutt.
- Dec. 22: Waived Myron Jackson.
- 31: Signed Dennis Nutt.
- Jan. 26: Signed Derek Harper to a nine-year contract extension.
- March 14: Signed James Donaldson to a five-year contract extension.
- April 7: The NBA suspended coach Dick Motta for one game for his public statements regarding the Houston Rockets.

1985-1986

- May 1: Traded Denver's first-round pick in 1985 to Boston for the Celtics' first-round pick in 1985 and the second-round pick in 1988.
- 8: Waived Tom Stuby.
- 20: Head coach Dick Motta announced his retirement.
- June 26: Signed free agent Wallace Bryant to a two-year contract.
- July 19: Signed Uwe Blab to a four-year contract.
- Sept. 11: Signed Bill Wennington to a four-year contract.
- 24: Signed Detlef Schrempf to a four-year contract.
- Nov. 25: Acquired James Donaldson from L.A. Clippers for Kurt Nimphus.
- 26: Waived Wallace Bryant.
- Dec. 1: Signed Jay Vincent to a six-year contract extension (begins in 1987-88).
- 21: Suspended Mark Aguirre.
- 23: Reinstated Mark Aguirre.
- Jan. 3: Signed rookie Harold Keeling to a 10-day contract.
- 13: Signed Harold Keeling to a second 10-day contract.
- 23: Signed Harold Keeling to a contract for the remainder of the year.

1984-1985

- July 12: New York signed free agent Pat Cummings. Dallas received New York's 1985 third-round draft choice and 1986 second-round draft choice in exchange for not exercising right of first refusal.
- Aug. 23: Denver signed free agent Elston Turner. Dallas received Howard Carter in exchange for not exercising right of first refusal.
- Sept. 14: Acquired Wallace Bryant from Chicago for a second-round pick in 1986.
- 27: Signed Kurt Nimphus to a three-year contract.
- Oct. 8: Signed Terence Stansbury to a four-year contract.
- 9: Signed Sam Perkins to a five-year contract.
- 22: Acquired a 1990 first-round draft choice from Indiana for Bill Garnett and Terence Stansbury if that choice is in the top seven selections. Dallas instead receives Indiana's 1991 first-rounder.
- 23: Waived Mark West.
- Dec. 17: Waived Howard Carter.

1983-1984

- June 29: Traded second-round draft choice Dirk Minniefield for a second-round choice in 1986 and the option to switch 1987 second-round choices with New Jersey.
- Aug. 1: Signed first-round draft choice Derek Harper and second-round draft choice Mark West.
- 12: Acquired New Jersey's 1985 first-round draft choice. New York's 1984 second-round draft choice and Fouts Walker from New Jersey for Kelvin Ransay.
- Sept. 26: Signed first-round draft choice Dale Ellis to a five-year contract.
- Oct. 11: Waived Fouts Walker.
- Feb. 20: Signed Roger Phegley to a 10-day contract.
- March 1: Signed Roger Phegley to a second 10-day contract.
- 10: Signed Roger Phegley to a contract for the remainder of the season.

1982-1983

- June 28: Acquired Kelvin Ransay from Portland for Wayne Cooper and a 1985 first-round draft choice.
- June 28: Acquired Pat Cummings from Milwaukee for a second-round pick in 1982.
- Aug. 31: Waived Tom LaGarde.
- Sept. 30: Signed first-round draft choice Bill Garnett to a five-year contract.
- Oct. 9: Waived Clarence Kea.
- Dec. 21: Waived Scott Lloyd.
- 27: Reinstated Cory Thompson from the injured list.

1981-1982

- June 10: Signed first-round pick Mark Aguirre to a five-year contract.
- 24: Signed first-round pick Rolando Blackman to a five-year contract. Signed second-round pick Jay Vincent to a four-year contract.
- July 24: Placed Stan Pietkiewicz on waivers.
- 25: Signed second-round pick Elston Turner to a three-year contract.
- Aug. 20: Acquired Allan Bristow and Wayne Cooper from Utah for Bill Robinson.
- Oct. 5: Waived Chad Kinch.
- 27: Waived Abdul Jeean.
- Dec. 22: Waived Oliver Mack. Re-signed Clarence Kea.

1980-1981

- June 9: Acquired a second-round pick in 1981 and future considerations from Phoenix for Wiley Peck. Signed rookie free agent Ralph Drollinger.
- Aug. 6: Signed free agent Jerome Whitehead.
- Sept. 11: Acquired a second-round draft choice in 1983 and future considerations from Utah for Billy McKinney.
- 16: Acquired a first-round draft choice in 1984 from Cleveland for Mike Bratz.
- Oct. 3: Waived Bingo Smith and Raymond Townsend.
- 8: Waived Clarence Kea, Ken Dancy and Jack Givens.
- 30: Acquired Bill Robinson, Atlanta's first-round draft choice in 1983 (which belonged to Cleveland) and Cleveland's first-round draft choice in 1986 from Cleveland for Richard Washington and Jerome Whitehead.
- Nov. 6: Acquired future considerations from Washington for Austin Carr.
- 17: Signed free agent Oliver Mack. Waived Jon Hassett.
- Dec. 1: Waived Darrell Allums.
- 2: Waived Terry Duerod. Signed free agent Brad Davis.
- 10: Acquired Denver's first-round draft picks in 1981 and 1985 for a first-round pick in 1986 and Kiki Vandeweghe.
- Jan. 2: Signed free agent Monty Davis to a 10-day contract.
- 12: Signed free agent Stan Pietkiewicz to a 10-day contract. Waived Monty Davis.
- 21: Signed Stan Pietkiewicz to a second 10-day contract.
- 28: Signed Stan Pietkiewicz to a contract for the remainder of the season.
- Feb. 7: Acquired Chad Kinch and a first-round draft choice in 1985 for Geoff Huston and a third round draft choice in 1983.
- 10: Signed Clarence Kea to a 10-day contract.
- 19: Waived Winford Boynes. Signed Clarence Kea to a second 10-day contract.
- March 2: Signed Clarence Kea to a contract for the rest of the season. Ralph Drollinger announced his retirement.
- 27: Signed Brad Davis to a multi-year contract.



MAJOR MILESTONES

1980-81	Jim Spanarkel	4th Ft Pct.	.887
1981-82	Jay Vincent	15th Scoring	21.4
	Mark Aguirre	7th 3-Pl Fg Pct.	.352
1982-83	Mark Aguirre	6th Scoring	24.4
	Brad Davis	8th Fg Pct.	.572
		6th Ft Pct.	.845
		10th Assists	7.2
1983-84	Mark Aguirre	2nd Scoring	29.5
	Rolando Blackman	13th Scoring	22.4
	Brad Davis	10th Assists	6.9
1984-85	Mark Aguirre	8th Scoring	25.7
	Brad Davis	3rd Ft Pct.	.888
		3rd 3-Pl Fg Pct.	.409
	Dale Ellis	5th 3-Pl Fg Pct.	.385
1985-86	Mark Aguirre	12th Scoring	22.6
	Rolando Blackman	15th Scoring	21.5
	Dale Ellis	8th 3-Pl Fg Pct.	.384
	James Donaldson	9th Rebounding	9.6
	Brad Davis	9th Ft Pct.	.868
1986-87	Mark Aguirre	7th Scoring	25.7
	James Donaldson	4th Fg Pct.	.586
	Rolando Blackman	9th Ft Pct.	.884
	Detlef Schrempf	2nd 3-Pl Fg Pct.	4.78
	James Donaldson	4th Rebounding	11.9
	Derek Harper	7th Steals	2.17
1987-88	Mark Aguirre	8th Scoring	25.1
	Roy Torpley	7th Rebounding	11.8
	Derek Harper	9th (Tie) Steals	2.05
1989-90	Derek Harper	5th Steals	2.28
1991-92	Mike Iuzzolino	4th 3-Pl Fg Pct.	.434
	Rolando Blackman	4th Ft Pct.	.898
1994-95	Jamel Mashburn	5th Scoring	24.1
	Popeye Jones	10th (Tie) Rebounding	10.6
	Jason Kidd	10th (Tie) Assists	7.7
		7th Steals	1.91
1995-96	Jason Kidd	2nd Assists	9.7
		4th (Tie) Steals	2.16
1996-97	Shawn Bradley	1st Blocked Shots	3.40
	Robert Pack	9th Assists	8.4
1997-98	Michael Finley	11th Scoring	21.5
		1st Minutes	41.4
	Shawn Bradley	3rd Blocked Shots	3.34
	Hubert Davis	4th 3-Pl Fg Pct.	.439

1998-99	Michael Finley	13th Scoring	20.2
		3rd Minutes	41.0
	Shawn Bradley	2nd Blocked Shots	3.24
	Hubert Davis	3rd 3-Pl Fg Pct.	.451
1999-2000	Michael Finley	11th Scoring	22.6
		1st Minutes	42.2
	Hubert Davis	1st 3-Pl Fg Pct.	.491
	Shawn Bradley	5th Blocked Shots	2.47
2000-01	Michael Finley	1st Minutes	42.0
	Steve Nash	4th Ft Pct.	.895
	Shawn Bradley	3rd Blocked Shots	2.78
2001-02	Dirk Nowitzki	8th Scoring	23.4
		8th Rebounding	9.9
		10th Minutes	39.9
	Michael Finley	5th 3-Pl Fg Pct.	.455
	Steve Nash	5th Ft Pct.	.887
		9th Assists	7.7
	Raef LaFrentz	2nd Blocks	2.73
2002-03	Dirk Nowitzki	8th Scoring	25.1
		7th Rebounding	9.9
		7th Ft Pct.	.881
	Michael Finley	15th (Tie) Ft Pct.	.861
	Steve Nash	3rd Ft Pct.	.809
		6th 3-Pl Fg Pct.	.413
		8th Assists	7.3
	Shawn Bradley	9th Blocks	2.10
2003-04	Dirk Nowitzki	8th Scoring	21.8
		8th (Tie) Ft Pct.	.877
	Michael Finley	11th (Tie) 3-Pl Fg Pct.	.405
		15th Minutes	38.6
	Steve Nash	3rd Assists	8.8
		11th (Tie) 3-Pl Fg Pct.	.405
		2nd Ft Pct.	.816
	Antawn Jamison	3rd (Tie) Fg Pct.	.535
2004-05	Dirk Nowitzki	4th Scoring	26.1
		8th (Tie) Rebounding	9.7
		12th Ft Pct.	.86.9
		10th (Tie) Minutes	38.7
	Jesh Howard	15th Steals	1.53
	Jason Terry	10th 3-Pl Fg Pct.	.420
2005-06	Dirk Nowitzki	7th Scoring	25.6
		15th (Tie) Rebounding	9.0
		4th Ft Pct.	.901
	Jerry Stackhouse	7th Ft Pct.	.882
	DeSagana Diop	14th Blocks	1.80
2006-07	Dirk Nowitzki	10th (Tie) Scoring	24.6
		11th (Tie) Rebounding	8.9
		13th 3-Pl Fg Pct.	.416
		2nd (Tie) Ft Pct.	.804
	Jason Terry	6th 3-Pl Fg Pct.	.438

2007-08	Jason Kidd	4th Assists	10.1
		11th (Tie, Steals)	1.70
	Dirk Nowitzki	7th Scoring	23.6
		10th Ft Pct.	.879
	Jerry Stackhouse	7th Ft Pct.	.892
2008-09	Jason Kidd	5th Assists	8.7
		3rd Steals	2.0
	Dirk Nowitzki	4th Scoring	25.9
		7th Ft Pct.	.890
		13th Minutes	37.7
	Jason Terry	11th Ft Pct.	.880
2009-10	Dirk Nowitzki	7th Scoring	25.0
		2nd Ft Pct.	.915
		15th Minutes	37.5
	Jason Kidd	5th Assists	8.1
		5th Steals	1.81
		11th 3Fg Pct.	.425
	Jason Terry	13th Ft Pct.	.866
	Brendan Haywood	13th Rebounds	9.3
		4th Blocks	2.05
	Caron Butler	12th Steals	1.57
		14th Minutes	37.6
2010-11	Dirk Nowitzki	10th Scoring	23.0
		7th Ft Pct.	.892
	Jason Kidd	8th Assists	8.2
		7th Steals	1.68
	Tyson Chandler	10th Rebounds	9.4
	Pejo Stajkovic	12th 3Fg Pct.	.419

40 OR MORE POINTS*

53	Dirk Nowitzki, vs. Houston (OT)	12/2/04
51	Dirk Nowitzki, vs. Golden State	3/23/06
50	Jim Jackson, at Denver (OT)	11/26/94
50	Jamail Mashburn, at Chicago (OT)	11/12/94
49	Mark Aguirre, vs. Philadelphia	1/28/85
47	Josh Howard, vs. Utah	12/8/07
46	Dirk Nowitzki, vs. Oklahoma City	12/3/08
46	Rolando Blackman, vs. Sacramento (OT)	3/12/86
46	Mark Aguirre, vs. Denver (OT)	3/1/85
46	Mark Aguirre, vs. Denver	3/24/84
46	Jamail Mashburn, vs. Washington (OT)	12/8/94
45	Sam Perkins, at Golden State	4/12/90
45	Mark Aguirre, vs. Washington	2/22/85
45	Dirk Nowitzki, vs. Chicago (OT)	2/7/09
44	Dirk Nowitzki, at Denver	1/13/09
44	Jim Jackson, at Washington	2/21/95
44	Mark Aguirre, at Portland	2/6/83
43	Dirk Nowitzki, at Indiana (OT)	1/12/07
43	Dirk Nowitzki, at Seattle	1/27/04
43	Mark Aguirre, at New Jersey	3/24/87
43	Rolando Blackman, vs. Golden State	3/10/84
43	Mark Aguirre, at Indiana	1/26/83
42	Dirk Nowitzki, vs. Detroit	11/23/10
42	Michael Finley, at Detroit	11/27/02
42	Jamail Mashburn, at Houston (2OT)	4/11/95
42	Derek Harper, vs. Portland (3OT)	12/29/89
42	Mark Aguirre, at Phoenix (2OT)	3/3/86
42	Rolando Blackman, at New Jersey	2/17/86
42	Mark Aguirre, vs. Sacramento	11/2/85
42	Mark Aguirre, vs. Phoenix	2/17/84
42	Mark Aguirre, at Portland	2/7/84
42	Mark Aguirre, at L.A. Lakers	12/2/83
42	Mark Aguirre, vs. Golden State	11/14/81
41	Dirk Nowitzki, vs. San Antonio (OT)	11/18/09
41	Dirk Nowitzki, vs. Oklahoma City (OT)	2/27/09
41	Dirk Nowitzki, at Miami	11/11/04
41	Mark Aguirre, at Golden State	1/11/89
41	Mark Aguirre, vs. San Antonio	2/20/87
41	Rolando Blackman, at New York	1/13/87
41	Mark Aguirre, at Golden State	4/2/85
41	Mark Aguirre, vs. Utah	1/11/84
41	Jay Vincent, vs. Kansas City	12/29/81
40	Dirk Nowitzki, at Portland	4/9/10
40	Rodrigue Beaubois, at Golden State	3/27/10
40	Dirk Nowitzki, vs. Utah	11/3/09
40	Dirk Nowitzki, vs. Utah	11/2/09
40	Dirk Nowitzki, vs. Detroit	2/7/04
40	Dirk Nowitzki, vs. Milwaukee	12/30/02
40	Dirk Nowitzki, at Atlanta	1/15/02
40	Jim Jackson, vs. Boston	12/15/94
40	Mark Aguirre, at Sacramento	2/12/87
40	Mark Aguirre, vs. Golden State	3/1/86
40	Mark Aguirre, at Detroit	2/13/85
40	Mark Aguirre, at San Diego	12/11/83
40	Mark Aguirre, at Golden State (OT)	12/10/83
40	Jay Vincent, at New York	2/16/82

20 OR MORE REBOUNDS*

28	Popeye Jones, vs. Indiana	1/9/96
27	Popeye Jones, vs. L.A. Clippers	4/6/96
27	James Donaldson, vs. Portland (3OT)	12/29/89
26	Erick Dampier, vs. Philadelphia	1/28/05
26	Roy Tarpley, vs. Milwaukee	4/1/90
24	Roy Tarpley, vs. New York	3/22/88
23	Dirk Nowitzki, vs. Boston	2/21/02
23	Roy Tarpley, vs. Phoenix	2/22/88
23	Roy Tarpley, vs. Indiana	1/13/88
22	Dirk Nowitzki, vs. L.A. Lakers	4/3/03
22	Shawn Bradley, vs. Portland	4/7/98
22	Popeye Jones, vs. Denver	12/1/94
22	Roy Tarpley, at Sacramento	11/7/89
22	James Donaldson, vs. New Jersey	3/6/89
22	James Donaldson, vs. Miami	2/16/89
22	James Donaldson, vs. Denver	12/19/86
22	James Donaldson, vs. Denver	12/14/85
21	Dirk Nowitzki, at San Antonio	4/6/02
21	Dirk Nowitzki, vs. Sacramento	2/23/02
21	Dennis Rodman, vs. New Jersey	3/2/00
21	Popeye Jones, at Houston (2OT)	4/11/95
21	Terry Davis, at Detroit	1/13/92
21	James Donaldson, at San Antonio	2/20/89
21	Roy Tarpley, at L.A. Clippers	3/18/88
21	Roy Tarpley, at L.A. Lakers	3/12/88
21	Roy Tarpley, vs. Denver	2/29/88
21	James Donaldson, vs. Houston	3/14/87
21	James Donaldson, at Boston	1/14/87
21	James Donaldson, vs. Denver	4/3/86
20	21 times: Dirk Nowitzki (2), Erick Dampier (1), Brendan Raywood (1), Shawn Bradley (1), Samak Walker (1), Chris Gatling (1), Lorenzo Williams (1), Popeye Jones (4), Roy Tarpley (3), James Donaldson (3), Sam Perkins (1), Pat Cummings (1)	

16 OR MORE ASSISTS*

25	Jason Kidd, vs. Utah (2OT)	2/8/96
20	Jason Kidd, vs. Phoenix	4/5/09
19	Steve Nash, vs. Sacramento	4/1/04
18	Jason Kidd, vs. Charlotte	10/27/10
18	Jason Kidd, at Orlando (OT)	12/2/96
18	Jason Kidd, vs. Seattle	12/12/95
18	Derek Harper, vs. Boston	12/29/88
17	Jason Kidd, at Atlanta (OT)	2/26/10
17	Jason Kidd, at Boston	1/18/10
17	Jason Kidd, at Milwaukee (OT)	11/16/09
17	Jason Kidd, vs. Golden State	4/2/08
17	Jason Kidd, at Minnesota	2/24/08
17	Steve Nash, at Utah	11/20/00
17	Jason Kidd, vs. Chicago	11/29/96
17	Jason Kidd, at Golden State	3/13/95
17	Derek Harper, at Cleveland	2/18/90
17	Mark Aguirre, vs. Denver	11/23/88
17	Brad Davis, vs. San Antonio	3/18/86
17	Jason Kidd, vs. Cleveland (OT)	3/16/85
16	Brad Davis, vs. Golden State	2/3/10
16	Jason Kidd, vs. Minnesota	12/30/08
16	Steve Nash, at New Jersey	3/21/04
16	Jason Kidd, at Vancouver	3/1/96
16	Jason Kidd, vs. L.A. Clippers	1/30/96
16	Jason Kidd, at Phoenix	1/12/96
16	Jason Kidd, vs. Phoenix	12/27/94
16	Derek Harper, vs. Milwaukee	1/22/92
16	Derek Harper, at Seattle	11/10/87
16	Mark Aguirre, vs. Denver	1/14/83
16	Brad Davis, vs. L.A. Lakers	3/17/81
16	Brad Davis, at Kansas City	2/26/81

* Regular season games only



40 OR MORE POINTS*

62	Kobe Bryant, at L.A. Lakers	12/20/05
53	Tim Duncan, at San Antonio (OT)	12/26/01
52	Andre Miller, Portland at Dallas (OT)	1/30/10
52	Kobe Bryant, at L.A. Lakers	3/2/08
50	Larry Bird, Boston at Dallas	3/10/86
50	Bernard King, New York at Dallas	2/1/84
50	Adrian Dantley, at Utah	10/31/80
48	Tracy McGrady, Houston at Dallas (OT)	12/2/04
48	Adrian Dantley, at Utah	3/18/81
46	Monte Ellis, Golden State at Dallas	2/3/10
46	LeBron James, at Cleveland	3/29/06
46	Jason Terry, at Atlanta	1/15/02
46	Shaquille O'Neal, at L.A. Lakers	12/5/01
46	Lateef Spivey, at Golden State	1/21/97
46	Adrian Dantley, Utah at Dallas	1/20/84
45	Tracy McGrady, Houston at Dallas	1/16/07
45	George Gervin, Chicago at Dallas	1/27/86
45	George Gervin, San Antonio at Dallas	11/27/82
44	Purvis Short, Golden State at Dallas	3/12/81
44	Purvis Short, Golden State at Dallas (OT)	1/11/86
44	Mike Mitchell, at San Antonio	2/28/84
44	Moses Malone, Houston at Dallas (OT)	2/27/82
43	Carmelo Anthony, Denver at Dallas	3/27/09
43	Stephon Marbury, New York at Dallas	3/30/07
43	Kobe Bryant, L.A. Lakers at Dallas	12/12/05
43	Gilbert Arenas, Washington at Dallas	1/18/05
43	Shaquille O'Neal, at L.A. Lakers	4/17/98
43	David Robinson, at San Antonio	1/15/95
43	Shaquille O'Neal, Orlando at Dallas	3/3/94
43	Michael Jordan, Chicago at Dallas	4/7/90
42	Carmelo Anthony, at Denver	2/10/11
42	Chris Paul, New Orleans at Dallas	4/10/09
42	Shaquille O'Neal, Orlando at Dallas	1/18/95
42	David Robinson, at San Antonio (OT)	12/6/94
42	Kar Malone, Utah at Dallas	1/13/90
42	Butch Carter, at Indiana	1/25/83
41	Devon Harris, at New Jersey	12/19/08
41	Deron Williams, Utah at Dallas	12/8/07
41	Amara Stoudemire, Phoenix at Dallas (2OT)	3/14/07
41	Stephon Marbury, at Phoenix	11/7/03
41	Michael Jordan, at Chicago	12/29/97
41	Hakeem Olajuwon, Houston at Dallas	1/3/95
41	Sean Elliott, at San Antonio	12/18/92
41	Michael Jordan, at Chicago	12/12/89
41	Sleepy Floyd, at Golden State	12/6/86
41	Clyde Drexler, Portland at Dallas	3/14/86
41	Kik VanDeweghe, at Denver	2/8/84
40	Kobe Bryant, L.A. Lakers at Dallas	1/25/08
40	Jason Richardson, Golden State at Dallas	3/23/06
40	Kobe Bryant, at L.A. Lakers	3/4/05
40	Alonzo Mourning, Miami at Dallas	3/12/96
40	Joe Dumars, Detroit at Dallas	2/19/94
40	Johnny Newman, Charlotte at Dallas	1/19/91
40	Dominique Wilkins, at Atlanta	3/29/88
40	Alex English, at Denver	1/31/85
40	Larry Bird, Boston at Dallas	11/27/84
40	Purvis Short, at Golden State	11/15/84
40	Adrian Dantley, at Utah	3/17/84
40	World Free, at Cleveland	11/4/83
40	George Gervin, San Antonio at Dallas	4/15/83
40	Purvis Short, Golden State at Dallas	12/2/82
40	Alex English, Denver at Dallas	11/13/82
40	Adrian Dantley, at Utah	4/6/82
40	Adrian Dantley, at Utah	1/8/81
40	Moses Malone, Houston at Dallas (OT)	1/2/81

21 OR MORE REBOUNDS*

32	Dennis Rodman, at San Antonio	1/22/94
31	Kevin Willis, Atlanta at Dallas	12/3/91
27	Dennis Rodman, at Chicago	12/29/97
26	Lorenzen Wright, at Memphis	11/4/01
26	Ervin Johnson, Denver at Dallas	4/19/97
25	Charles Barkley, at Philadelphia	3/30/85
25	Edgar Jones, at San Antonio (2OT)	3/13/84
24	Ben Wallace, at Detroit	11/27/02
24	Danny Fortson, Denver at Dallas	2/25/99
23	Moses Malone, Philadelphia at Dallas (OT)	12/29/82
23	Owight Howard, at Orlando	12/21/10
23	DeJuan Blair, vs. San Antonio	4/14/10
23	Dikembe Mutombo, at Denver	12/5/93
22	Kevin Garnett, Minnesota at Dallas	1/3/04
22	Melik Rose, at San Antonio	11/8/03
22	Shareef Abdur-Rahim, at Vancouver (OT)	2/6/00
22	Dennis Rodman, Chicago at Dallas (OT)	3/12/98
22	Anthony Mason, Charlotte at Dallas	2/25/97
22	Shawn Kemp, Seattle at Dallas	12/12/95
22	Hakeem Olajuwon, at Houston	4/3/91
22	Hakeem Olajuwon, at Houston	3/16/89
22	Robert Parish, at Boston	3/3/89
22	Cliff Robinson, at Cleveland	2/16/83
22	Moses Malone, Houston at Dallas (OT)	3/24/81
21	Anthony Tolliver, at Golden State	3/27/10
21	Dikembe Mutombo, at Atlanta	2/5/01
21	Antawn Jamison, Golden State at Dallas	1/25/00
21	Jayson Williams, at New Jersey	3/17/99
21	Dennis Rodman, at Chicago	3/25/97
21	Loy Vaught, at L.A. Clippers	4/23/95
21	Shaquille O'Neal, at Orlando	3/16/94
21	Dennis Rodman, at Detroit	1/13/92
21	Rony Seikaly, at Miami	11/14/90
21	Kurt Rambis, at Charlotte	12/16/88
21	Bill Lambert, Detroit at Dallas	11/15/88
21	Kenny Carr, at Portland	12/14/85
21	Artis Gilmore, at San Antonio	1/11/83
21	Moses Malone, at Houston	2/23/82
21	Moses Malone, at Houston	10/29/80

20 OR MORE ASSISTS*

25	Isiah Thomas, at Detroit	2/13/85
23	Magic Johnson, L.A. Lakers at Dallas	4/20/88
22	Robert Pack, at New Jersey	11/23/95
20	Deron Williams, at Utah	3/3/08
20	Kevin Johnson, at Phoenix	4/3/90
20	John Stockton, Utah at Dallas	4/21/89
20	Gus Williams, at Seattle	12/9/83

* Regular season games only

POINTS

DIRK NOWITZKI	22,792
Rolando Blackman	16,643
Mark Aguirre	13,930
Derek Harper	12,597
Michael Finley	12,389
JASON TERRY	9,003
Brad Davis	7,623
Sam Perkins	6,766
Josh Howard	6,614
Jay Vincent	6,464

REBOUNDS

DIRK NOWITZKI	8,316
James Donaldson	4,589
Sam Perkins	3,767
Shawn Bradley	3,340
Michael Finley	3,245
Mark Aguirre	3,244
Erick Dampier	3,211
Rolando Blackman	3,083
Roy Tarpley	2,803
Josh Howard	2,605

OFFENSIVE REBOUNDS

James Donaldson	1,296
Mark Aguirre	1,259
Sam Perkins	1,226
Erick Dampier	1,224
DIRK NOWITZKI	1,199
Shawn Bradley	1,063
Rolando Blackman	1,001
Roy Tarpley	964
Popeye Jones	917
Michael Finley	824

DEFENSIVE REBOUNDS

DIRK NOWITZKI	7,116
James Donaldson	3,293
Sam Perkins	2,541
Michael Finley	2,421
Shawn Bradley	2,277
Rolando Blackman	2,082
Erick Dampier	1,987
Mark Aguirre	1,985
JASON KIDD	1,968
Roy Tarpley	1,839

ASSISTS

Derek Harper	5,111
Brad Davis	4,524
JASON KIDD	3,947
Steve Nash	2,919
Rolando Blackman	2,748
DIRK NOWITZKI	2,655
Michael Finley	2,393
JASON TERRY	2,298
Mark Aguirre	2,163
Jim Jackson	1,087

FIELD GOALS

DIRK NOWITZKI	7,958
Rolando Blackman	6,487
Mark Aguirre	5,441
Derek Harper	4,899
Michael Finley	4,834
JASON TERRY	3,362
Brad Davis	2,874
Jay Vincent	2,580
Sam Perkins	2,540
Josh Howard	2,505

FG ATTEMPTS

DIRK NOWITZKI	16,713
Rolando Blackman	13,061
Mark Aguirre	11,060
Michael Finley	10,830
Derek Harper	10,454
JASON TERRY	7,213
Brad Davis	5,630
Josh Howard	5,515
Jay Vincent	5,356
Sam Perkins	5,321

FT PERCENTAGE

(Minimum 500 Attempts)

Erick Dampier	591
James Donaldson	551
Antawn Jamison	535
Chris Gatling	533
SHAWN MARION	514
Brad Davis	510
Eduardo Nájera	509
Bill Garnett	503
Brandon Bass	498
Rolando Blackman	497

3-PT FIELD GOALS

DIRK NOWITZKI	1,197
JASON TERRY	1,002
Michael Finley	870
Derek Harper	705
JASON KIDD	699
Steve Nash	569
George McCloud	369
Josh Howard	318
Hubert Davis	306
Jamal Mashburn	275

3-PT FG ATTEMPTS

DIRK NOWITZKI	3,145
JASON TERRY	2,574
Michael Finley	2,316
Derek Harper	2,038
JASON KIDD	1,922
Steve Nash	1,368
George McCloud	972
Josh Howard	936
Jamal Mashburn	875
Brad Davis	840

3-PT FG PERCENTAGE

(Minimum 75 Attempts)

BRIAN CARDINAL	483
Hubert Davis	454
Steve Nash	416
Wang Zhizhi	407
Mike Uzoline	404
PEJA STOKADVIC	400
Howard Eisley	398
CARON BUTLER	391
JASON TERRY	385
DIRK NOWITZKI	381
George McCloud	380
Michael Finley	376
Dave Ellis	376

FREE THROWS

DIRK NOWITZKI	5,679
Rolando Blackman	3,501
Mark Aguirre	2,815
Derek Harper	2,094
Michael Finley	1,851
Sam Perkins	1,629
Brad Davis	1,605
Jay Vincent	1,303
Josh Howard	1,284
JASON TERRY	1,277

FT ATTEMPTS

DIRK NOWITZKI	6,476
Rolando Blackman	4,166
Mark Aguirre	3,793
Derek Harper	2,604
Michael Finley	2,270
Sam Perkins	2,002
Brad Davis	1,933
Jay Vincent	1,651
Josh Howard	1,654
JASON TERRY	1,512

FT PERCENTAGE

(Minimum 175 Attempts)

Steve Nash	898
DIRK NOWITZKI	877
Jerry Stackhouse	865
Jim Spanakev	857
Hubert Davis	856
JASON TERRY	845
Brandon Bass	845
Rolando Blackman	840
Brad Davis	836
Tim Legler	829

STEALS

Derek Harper	1,551
DIRK NOWITZKI	884
JASON KIDD	872
Michael Finley	748
Brad Davis	712
Rolando Blackman	658
JASON TERRY	652
Mark Aguirre	502
Sam Perkins	485
Josh Howard	472



LEADERBOARD

TIMMOVER

DIRK NOWITZKI	1,904
Derek Harper	1,771
Mark Aguirre	1,746
Rolando Blackman	1,720
Brad Davis	1,311
JASON KIDD	1,284
Michael Finley	1,208
Steve Nash	1,020
JASON TERRY	921
Jim Jackson	907

BLOCKED SHOTS

Shawn Bradley	1,250
DIRK NOWITZKI	983
James Donaldson	615
Erick Dampier	546
Kurt Nimphus	475
Sam Perkins	444
DeSajana Drop	347
Harb Williams	346
Roy Tarpley	329
Lorenzo Williams	311

FOULS

DIRK NOWITZKI	2,558
Brad Davis	2,040
Derek Harper	2,012
Mark Aguirre	1,718
Shawn Bradley	1,651
Rolando Blackman	1,405
Sam Perkins	1,393
Erick Dampier	1,277
Michael Finley	1,190
Jay Vincent	1,181

Disqualifications

Shawn Bradley	37
Kurt Nimphus	26
Mark Aguirre	24
Doug Smith	21
DIRK NOWITZKI	21
Brad Davis	19
Erick Dampier	16
Sam Perkins	16
Josh Howard	15
Roy Tarpley	15
Jay Vincent	15
Lorenzo Williams	15
Popeye Jones	15

GAMES

DIRK NOWITZKI	993
Brad Davis	883
Derek Harper	872
Rolando Blackman	865
Michael Finley	626
Shawn Bradley	582
Mark Aguirre	566
JASON TERRY	556
James Donaldson	484
Sam Perkins	471

STARTS

DIRK NOWITZKI	968
Rolando Blackman	781
Derek Harper	628
Michael Finley	606
Mark Aguirre	527
James Donaldson	467
JASON KIDD	452
Sam Perkins	423
Brad Davis	422
Steve Nash	379

MINUTES

DIRK NOWITZKI	36,235
Rolando Blackman	29,684
Derek Harper	27,985
Michael Finley	24,878
Brad Davis	21,402
Mark Aguirre	19,154
JASON TERRY	18,219
JASON KIDD	15,924
Sam Perkins	15,657
James Donaldson	15,597

Current Players in Caps



NBA MVP

Dirk Nowitzki 2006-07

FINALS MVP

Dirk Nowitzki 2010-11

ALL NBA

- Dirk Nowitzki 2010-11 (Second Team)
- Dirk Nowitzki 2009-10 (Second Team)
- Dirk Nowitzki 2008-09 (First Team)
- Dirk Nowitzki 2007-08 (Second Team)
- Dirk Nowitzki 2006-07 (First Team)
- Dirk Nowitzki 2005-06 (First Team)
- Dirk Nowitzki 2004-05 (First Team)
- Dirk Nowitzki 2003-04 (Third Team)
- Dirk Nowitzki 2002-2003 (Second Team)
- Steve Nash 2002-2003 (Third Team)
- Dirk Nowitzki 2001-2002 (Second Team)
- Steve Nash 2001-2002 (Third Team)
- Dirk Nowitzki 2000-2001 (Third Team)

ALL-STAR GAME

- Dirk Nowitzki 2011 (Los Angeles)
- Dirk Nowitzki* 2010 (Dallas)
- Jason Kidd 2010 (Dallas)
- Dirk Nowitzki 2009 (Phoenix)
- Dirk Nowitzki 2008 (New Orleans)
- Dirk Nowitzki* 2007 (Las Vegas)
- Josh Howard 2007 (Las Vegas)
- Dirk Nowitzki 2006 (Houston)
- Avery Johnson 2006 (Houston) *Coach*
- Dirk Nowitzki 2005 (Denver)
- Dirk Nowitzki 2004 (Los Angeles)
- Dirk Nowitzki 2003 (Atlanta)
- Steve Nash 2003 (Atlanta)
- Dirk Nowitzki 2002 (Philadelphia)
- Steve Nash 2002 (Philadelphia)
- Don Nelson 2002 (Philadelphia) *Coach*
- Michael Finley 2001 (Washington)
- Michael Finley 2000 (Oakland)
- Chris Gatling 1997 (Cleveland)
- Jason Kidd* 1996 (San Antonio)
- Rolando Blackman 1990 (Miami)
- James Donaldson 1988 (Chicago)
- Mark Aguirre 1988 (Chicago)
- Rolando Blackman 1987 (Seattle)
- Mark Aguirre 1987 (Seattle)
- Rolando Blackman 1986 (Dallas)
- Rolando Blackman 1985 (Indianapolis)
- Mark Aguirre 1984 (Denver)

* starter

ALL-STAR SATURDAY

LONG DISTANCE SHOOTOUT

- Dirk Nowitzki 3rd 2008 (New Orleans)
- Dirk Nowitzki 3rd 2007 (Las Vegas)
- Jason Terry 6th 2007 (Las Vegas)
- Dirk Nowitzki 1st 2006 (Houston)
- Jason Terry 4th 2006 (Houston)
- Steve Nash 3rd 2002 (Philadelphia)
- Dirk Nowitzki 3rd 2001 (Washington)
- Steve Nash 5th 2001 (Washington)
- Dirk Nowitzki 2nd 2000 (Oakland)
- Robert Davis Tied 6th 2000 (Oakland)
- Robert Davis 2nd 1998 (New York)
- George McClellan 3rd 1996 (San Antonio)
- Derek Harper Tied 5th 1989 (Houston)
- Detlef Schrempf 4th 1988 (Chicago)
- Detlef Schrempf 2nd 1987 (Seattle)
- Dale Ellis 3rd 1986 (Dallas)

SLAM DUNK COMPETITION

- Michael Finley 3rd 1997 (Cleveland)
- Tony Dumas first round 1995 (Phoenix)

SHOOTING STARS COMPETITION

- Dirk Nowitzki (with Kenny Smith Boneeka Hodges for Texas) 2nd 2011 (Los Angeles)
- Dirk Nowitzki (with Kenny Smith Becky Hammon for Texas) 1st 2010 (Dallas)

ROOKIE GAME

- Devin Hams 2006 (Houston)
- Josh Howard 2005 (Denver)
- Devin Hams 2005 (Denver)
- Josh Howard 2004 (Los Angeles)
- Dirk Nowitzki 2000 (Oakland)
- Sarmal Walker* 1997 (Cleveland)
- Jason Kidd 1995 (Phoenix)
- Jamal Mashburn 1994 (Minnesota)
- Popeye Jones 1994 (Minnesota)

* injured, did not play

PLAYER OF THE MONTH

- Dirk Nowitzki April 2009*
- Dirk Nowitzki February 2007*
- Dirk Nowitzki December 2005*
- Dirk Nowitzki February 2005*
- Dirk Nowitzki December 2004*
- M. Finley/S. Nash/D. Nowitzki - November 2002*
- Mark Aguirre January 1994

* Western Conference Player of the Month

PLAYER OF THE WEEK

- Dirk Nowitzki December 12, 2010*
- Dirk Nowitzki November 28, 2010*
- Dirk Nowitzki April 11, 2010*
- Dirk Nowitzki March 7, 2010*
- Dirk Nowitzki February 28, 2010*
- Dirk Nowitzki November 15, 2008*
- Jason Kidd April 6, 2009*
- Dirk Nowitzki December 7, 2008*
- Dirk Nowitzki November 23, 2008*
- Dirk Nowitzki March 1, 2007*
- Dirk Nowitzki January 16, 2007*
- Josh Howard January 2, 2007*
- Josh Howard December 26, 2007*
- Dirk Nowitzki November 20, 2006*
- Jason Terry January 23, 2005*
- Dirk Nowitzki December 5, 2004*
- Dirk Nowitzki April 4, 2004*
- Michael Finley January 18, 2004*
- Dirk Nowitzki January 4, 2003*
- Dirk Nowitzki November 9, 2002*
- Michael Finley April 14, 2002*
- Dirk Nowitzki January 27, 2002*
- Steve Nash December 16, 2001*
- Michael Finley February 6, 2000
- Jason Kidd February 4, 1996
- Jason Kidd March 19, 1995
- Jamal Mashburn December 11, 1994
- Roy Tarpley February 28, 1988
- Mark Aguirre February 25, 1985
- Mark Aguirre November 27, 1984
- Jay Vincent January 14, 1982

* Western Conference Player of the Week

COACH OF THE YEAR

Avery Johnson 2005-06*

COACH OF THE MONTH

- Rick Carlisle February 2011*
- Rick Carlisle April 2010*
- Avery Johnson February 2007*
- Avery Johnson January 2006*
- Avery Johnson November 2005*
- Avery Johnson April 2005*
- Don Nelson November 2002*
- Dick Motta November 1994
- Dick Motta November 1983

* Western Conference Coach of the Month

ROOKIE OF THE MONTH

- Devin Hams November 2004*
- Jason Kidd March 1995
- Jay Vincent December 1981, February 1982, ~~March 1982~~
- Mark Aguirre November 1981

* Western Conference Rookie of the Month

SIXTH MAN OF THE YEAR

- Jason Terry 2008-09
- Antawn Jamison 2003-04
- Roy Tarpley 1987-88

ROOKIE OF THE YEAR

- Jason Kidd
- (tied with Detroit's Grant Hill) 1994-95

ALL-ROOKIE TEAM

- Marquis Daniels 2003-04 (Second Team)
- Josh Howard 2003-04 (Second Team)
- Jason Kidd 1994-95 (First Team)
- Jamal Mashburn 1993-94 (First Team)
- Roy Tarpley 1986-87 (First Team)
- Sam Perkins 1984-85 (First Team)
- Jay Vincent 1981-82 (First Team)

ALL-DEFENSIVE TEAM

- Tyson Chandler (2nd Team) 2010-11
- Derek Harper (2nd Team) 1988-89
- Derek Harper (2nd Team) 1986-87

GAMES

10-11	Jason Terry	82
09-10	Dirk Nowitzki	81
08-09	Brandon Bass	81
	Jason Kidd	81
	Dirk Nowitzki	81
07-08	Jason Terry	82
06-07	Jason Terry	81
	DeSagana Drop	81
05-06	Erick Dampier	82
04-05	Jason Terry	80
03-04	Antawn Jamison	82
	Antoine Walker	82
02-03	Steve Nash	82
01-02	Steve Nash	82
00-01	Michael Finley	82
	Dirk Nowitzki	82
	Howard Eisley	82
	Shawn Bradley	82
99-00	Michael Finley	82
	Dirk Nowitzki	82
98-99	Michael Finley	50
	A.C. Green	50
	Robert Davis	50
97-98	Michael Finley	82
	A.C. Green	82
	Knaird Reeves	82
96-97	Derek Harper	75
95-96	Jim Jackson	82
94-95	Lorenzo Williams	82
93-94	Jim Jackson	82
92-93	Danail Hodge	79
91-92	Doug Smith	76
90-91	James Donaldson	82
89-90	Derek Harper	82
88-89	Derek Harper	81
87-88	Derek Harper	82
	Detlef Schrempf	82
86-87	James Donaldson	82
	Brad Davis	82
85-86	Brad Davis	82
	Rolando Blackman	82
84-85	Brad Davis	82
	Derek Harper	82
	Kurt Nimphus	82
	Sam Perkins	82
83-84	Kurt Nimphus	82
	Derek Harper	82
82-83	Mark Aguirre	81
	Jay Vincent	81
	Pat Cummings	81
	Kurt Nimphus	81
81-82	Rolando Blackman	82
	Brad Davis	82
	Jim Spanarkel	82
	Allan Bristow	82
80-81	Jim Spanarkel	82
	Tom LaGarde	82

STARTS

10-11	Jason Kidd	80
09-10	Dirk Nowitzki	80
	Jason Kidd	80
08-09	Jason Kidd	81
	Dirk Nowitzki	81
07-08	Dirk Nowitzki	77
06-07	Jason Terry	80
05-06	Dirk Nowitzki	81

04-05	Dirk Nowitzki	78
03-04	Antoine Walker	82
02-03	Steve Nash	82
01-02	Steve Nash	82
00-01	Michael Finley	82
	Dirk Nowitzki	82
99-00	Michael Finley	82
98-99	Michael Finley	50
97-98	Michael Finley	82
96-97	A.C. Green	54
95-96	Jim Jackson	82
94-95	Lorenzo Williams	81
93-94	Jim Jackson	82
92-93	Terry Davis	74
91-92	Rolando Blackman	74
90-91	James Donaldson	82
89-90	Derek Harper	82
88-89	Derek Harper	81
87-88	Derek Harper	82
86-87	James Donaldson	82
85-86	Rolando Blackman	81
84-85	Brad Davis	82
83-84	Rolando Blackman	81
	Brad Davis	81
82-83	Brad Davis	78
81-82	Brad Davis	82
80-81	Tom LaGarde	82

POINTS

10-11	Dirk Nowitzki	1 681
09-10	Dirk Nowitzki	2 027
08-09	Dirk Nowitzki	2 094
07-08	Dirk Nowitzki	1 817
06-07	Dirk Nowitzki	1 916
05-06	Dirk Nowitzki	2 151
04-05	Dirk Nowitzki	2 032
03-04	Dirk Nowitzki	1 580
02-03	Dirk Nowitzki	2 011
01-02	Dirk Nowitzki	1 779
00-01	Dirk Nowitzki	1 784
99-00	Michael Finley	1 855
98-99	Michael Finley	1 089
97-98	Michael Finley	1 763
96-97	Michael Finley	897
95-96	Jim Jackson	1 604
94-95	Jamal Mashburn	1 926
93-94	Jim Jackson	1 576
92-93	Derek Harper	1 126
91-92	Rolando Blackman	1 374
90-91	Rolando Blackman	1 590
89-90	Rolando Blackman	1 552
88-89	Rolando Blackman	1 534
87-88	Mark Aguirre	1 932
86-87	Mark Aguirre	2 056
85-86	Rolando Blackman	1 762
84-85	Mark Aguirre	2 055
83-84	Mark Aguirre	2 330
82-83	Mark Aguirre	1 979
81-82	Jay Vincent	1 732
80-81	Jim Spanarkel	1 184

SCORING AVERAGE

10-11	Dirk Nowitzki	23.0
09-10	Dirk Nowitzki	25.0
08-09	Dirk Nowitzki	25.9
07-08	Dirk Nowitzki	23.6
06-07	Dirk Nowitzki	24.6
05-06	Dirk Nowitzki	26.6

04-05	Dirk Nowitzki	26.1
03-04	Dirk Nowitzki	21.8
02-03	Dirk Nowitzki	25.1
01-02	Dirk Nowitzki	23.4
00-01	Dirk Nowitzki	21.8
99-00	Michael Finley	22.6
98-99	Michael Finley	20.2
97-98	Michael Finley	21.5
96-97	Chris Gatling	19.1
	Michael Finley	16.0
95-96	Jim Jackson	19.6
94-95	Jim Jackson	25.7
93-94	Jim Jackson	19.2
	Jamal Mashburn	19.2
92-93	Derek Harper	18.2
91-92	Rolando Blackman	18.3
90-91	Rolando Blackman	19.9
89-90	Rolando Blackman	19.4
88-89	Mark Aguirre	21.7
	Adnan Dantley	20.3
87-88	Mark Aguirre	25.1
86-87	Mark Aguirre	25.7
85-86	Mark Aguirre	22.6
84-85	Mark Aguirre	25.7
83-84	Mark Aguirre	29.5
82-83	Mark Aguirre	24.4
81-82	Jay Vincent	21.4
80-81	Geoff Huston	16.1
	Jim Spanarkel	14.4

MINUTES

10-11	Dirk Nowitzki	2 653
09-10	Dirk Nowitzki	3 039
08-09	Dirk Nowitzki	3 050
07-08	Dirk Nowitzki	2 769
06-07	Jason Terry	2 846
05-06	Dirk Nowitzki	3 389
04-05	Dirk Nowitzki	3 020
03-04	Dirk Nowitzki	2 915
02-03	Dirk Nowitzki	3 117
01-02	Dirk Nowitzki	2 891
00-01	Michael Finley	3 443
99-00	Michael Finley	3 464
98-99	Michael Finley	2 051
97-98	Michael Finley	3 394
96-97	Derek Harper	2 210
95-96	Jason Kidd	3 034
94-95	Jamal Mashburn	2 980
93-94	Jim Jackson	3 066
92-93	Terry Davis	2 462
91-92	Rolando Blackman	2 527
90-91	Rolando Blackman	2 965
89-90	Derek Harper	3 007
88-89	Derek Harper	2 968
87-88	Derek Harper	3 032
86-87	James Donaldson	3 028
85-86	Rolando Blackman	2 787
84-85	Rolando Blackman	2 834
83-84	Rolando Blackman	3 025
82-83	Mark Aguirre	2 784
81-82	Jay Vincent	2 626
80-81	Tom LaGarde	2 570

FIELD GOALS

10-11	Dirk Nowitzki	610
09-10	Dirk Nowitzki	720
08-09	Dirk Nowitzki	774
07-08	Dirk Nowitzki	630

06-07	Dirk Nowitzki	673
05-06	Dirk Nowitzki	751
04-05	Dirk Nowitzki	663
03-04	Dirk Nowitzki	605
02-03	Dirk Nowitzki	690
01-02	Dirk Nowitzki	600
00-01	Michael Finley	711
99-00	Michael Finley	748
98-99	Michael Finley	389
97-98	Michael Finley	675
96-97	Michael Finley	334
95-96	Jim Jackson	569
94-95	Jamal Mashburn	583
93-94	Jim Jackson	637
92-93	Terry Davis	393
	Derek Harper	393
91-92	Rolando Blackman	535
90-91	Rolando Blackman	634
89-90	Rolando Blackman	626
88-89	Rolando Blackman	594
87-88	Mark Aguirre	746
86-87	Mark Aguirre	787
85-86	Rolando Blackman	677
84-85	Mark Aguirre	794
83-84	Mark Aguirre	925
82-83	Mark Aguirre	767
81-82	Jay Vincent	719
80-81	Tom LaGarde	417

FG ATTEMPTS

10-11	Dirk Nowitzki	1 179
09-10	Dirk Nowitzki	1 496
08-09	Dirk Nowitzki	1 616
07-08	Dirk Nowitzki	1 314
06-07	Dirk Nowitzki	1 341
05-06	Dirk Nowitzki	1 564
04-05	Dirk Nowitzki	1 445
03-04	Dirk Nowitzki	1 310
02-03	Dirk Nowitzki	1 489
01-02	Dirk Nowitzki	1 258
00-01	Michael Finley	1 552
99-00	Michael Finley	1 636
98-99	Michael Finley	876
97-98	Michael Finley	1 505
96-97	Michael Finley	774
95-96	Jim Jackson	1 308
94-95	Jamal Mashburn	1 566
93-94	Jim Jackson	1 432
92-93	Derek Harper	939
91-92	Rolando Blackman	1 161
90-91	Rolando Blackman	1 318
89-90	Rolando Blackman	1 256
88-89	Rolando Blackman	1 249
87-88	Mark Aguirre	1 571
86-87	Mark Aguirre	1 590
85-86	Mark Aguirre	1 327
84-85	Mark Aguirre	1 569
83-84	Mark Aguirre	1 765
82-83	Mark Aguirre	1 589
81-82	Jay Vincent	1 448
80-81	Tom LaGarde	888

FG PERCENTAGE

10-11	Tyson Chandler	266-407 (.654)
09-10	Erick Dampier	133-213 (.624)
08-09	Erick Dampier	182-280 (.650)
07-08	Erick Dampier	178-277 (.643)
06-07	Erick Dampier	209-334 (.626)

05-06	Enck Dampier	171-347 (.493)
04-05	Enck Dampier	202-367 (.550)
03-04	Antawn Jamison	488-913 (.535)
02-03	Shawn Bradley	201-375 (.536)
01-02	Eduardo Mayera	150-300 (.500)
00-01	Christian Laettner	185-323 (.511)
	Shawn Bradley	219-447 (.490)
99-00	Shawn Bradley	266-555 (.479)
98-99	Shawn Bradley	167-348 (.480)
97-98	Samak Walker	156-321 (.486)
96-97	Chris Gatling*	309-580 (.533)*
	A.C. Green	173-356 (.486)
95-96	Lucious Harris	183-397 (.461)
94-95	Roy Tarpley	292-610 (.479)
93-94	Sean Pooks	193-393 (.491)
92-93	Sean Pooks	368-747 (.493)
91-92	Donald Hodge	163-328 (.497)
90-91	James Donaldson	327-615 (.532)
09-10	James Donaldson	258-478 (.539)
08-09	James Donaldson	193-337 (.573)
07-08	James Donaldson	212-380 (.558)
06-07	James Donaldson	311-531 (.586)
05-06	James Donaldson	213-375 (.568)
04-05	Derek Harper	329-633 (.520)
03-04	R. Blackman	721-320 (.546)
02-03	Brad Davis	359-628 (.572)
01-02	Brad Davis	397-771 (.515)
00-01	Brad Davis	230-410 (.561)*

07-08	Dirk Nowitzki	554
06-07	Dirk Nowitzki	551
05-06	Dirk Nowitzki	598
04-05	Dirk Nowitzki	708
03-04	Dirk Nowitzki	423
02-03	Dirk Nowitzki	548
01-02	Dirk Nowitzki	516
00-01	Dirk Nowitzki	538
99-00	Dirk Nowitzki	348
98-99	Gary Trent	235
97-98	Michael Finley	416
96-97	Chris Gatling*	313
	Michael Finley	175
95-96	Jim Jackson	418
94-95	Jama Mashburn	605
93-94	Jama Mashburn	438
92-93	Sean Pooks	389*
91-92	Terry Davis	285
90-91	Derek Harper	391
89-90	Sam Perkins	424
88-89	Rolando Blackman	370
87-88	Mark Aguirre	504
86-87	Mark Aguirre	557
85-86	Rolando Blackman	483
84-85	Mark Aguirre	580
83-84	Mark Aguirre	621
82-83	Mark Aguirre	589
81-82	Jay Vincent	409
80-81	Tom LaGarde	444

07-08	Jason Terry	136
06-07	Jason Terry	162
05-06	Jason Terry	171
04-05	Michael Finley	116
03-04	Michael Finley	150
02-03	Dirk Nowitzki	148
01-02	Steve Nash	156
00-01	Dirk Nowitzki	151
99-00	Dirk Nowitzki	116
98-99	Hubert Davis	65
97-98	Hubert Davis	101
96-97	Michael Finley	87
95-96	George McCloud	257
94-95	Jama Mashburn	113
93-94	Jamal Mashburn	85
92-93	Derek Harper	101
91-92	Rolando Blackman	65
90-91	Derek Harper	89
89-90	Derek Harper	89
88-89	Derek Harper	99
87-88	Derek Harper	60
86-87	Derek Harper	76
85-86	Dale Ellis	63
84-85	Brad Davis	47
83-84	Mark Aguirre	15
82-83	Mark Aguirre	16
81-82	Mark Aguirre	25
80-81	Stan Pietkiewicz	19

07-08	Jason Kidd	35-76 (.461)
06-07	Jason Terry	162-370 (.438)
05-06	Jason Howard	27-63 (.429)
04-05	Jason Terry	103-246 (.420)
03-04	Michael Finley	150-370 (.405)
	Steve Nash	104-257 (.405)
02-03	Steve Nash	111-269 (.413)
01-02	Steve Nash	156-343 (.455)
00-01	Steve Nash	89-219 (.406)
	Steve Nash	60-149 (.403)
	Hubert Davis	85-144 (.451)
97-98	Hubert Davis	101-230 (.439)
96-97	Michael Finley	87-225 (.387)
95-96	George McCloud	257-678 (.379)
94-95	Lucious Harris	55-142 (.387)
93-94	Tim Legler	52-139 (.374)
92-93	Derek Harper	101-257 (.393)
91-92	Mike Buzzoni	59-136 (.434)
90-91	Derek Harper	89-246 (.362)
	Derek Harper	89-240 (.371)
	Derek Harper	99-278 (.356)
87-88	Derek Harper	60-192 (.313)
86-87	Derek Harper	76-212 (.358)
85-86	Dale Ellis	63-173 (.364)
84-85	Brad Davis	47-115 (.409)
83-84	Mark Aguirre	15-56 (.268)
82-83	Mark Aguirre	16-76 (.211)
81-82	Mark Aguirre	25-71 (.352)
80-81	Stan Pietkiewicz	19-48 (.395)

FREE THROWS

10-11	Dirk Nowitzki	395
09-10	Dirk Nowitzki	536
08-09	Dirk Nowitzki	485
07-08	Dirk Nowitzki	478
06-07	Dirk Nowitzki	498
05-06	Dirk Nowitzki	539
04-05	Dirk Nowitzki	615
03-04	Dirk Nowitzki	371
02-03	Dirk Nowitzki	483
01-02	Dirk Nowitzki	440
00-01	Dirk Nowitzki	451
99-00	Dirk Nowitzki	289
98-99	Michael Finley	186
97-98	Michael Finley	326
96-97	Chris Gatling*	221
	Michael Finley	142
95-96	Jim Jackson	345
94-95	Jama Mashburn	447
93-94	Jama Mashburn	306
92-93	Derek Harper	239
91-92	Rolando Blackman	239
90-91	Derek Harper	286
89-90	Sam Perkins	330
88-89	Rolando Blackman	316
87-88	Mark Aguirre	388
86-87	Mark Aguirre	429
85-86	Rolando Blackman	404
84-85	Mark Aguirre	440
83-84	Mark Aguirre	465
82-83	Mark Aguirre	429
81-82	Jay Vincent	293
80-81	Jim Spanakel	375

FT PERCENTAGE

10-11	Dirk Nowitzki	395-443 (.892)
09-10	Dirk Nowitzki	536-586 (.915)
08-09	Dirk Nowitzki	485-545 (.900)
07-08	Jerry Stackhouse	132-148 (.892)
06-07	Dirk Nowitzki	498-557 (.904)
05-06	Dirk Nowitzki	539-598 (.901)
04-05	Dirk Nowitzki	615-708 (.869)
03-04	Steve Nash	230-251 (.916)
02-03	Steve Nash	308-339 (.909)
01-02	Steve Nash	260-293 (.897)
00-01	Steve Nash	231-258 (.895)
99-00	Steve Nash	75-85 (.882)
98-99	Hubert Davis	44-50 (.880)
97-98	Hubert Davis	97-116 (.836)
96-97	Robert Pack	62-73 (.849)
95-96	Jim Jackson	345-418 (.826)
94-95	Roy Tarpley	102-122 (.836)
93-94	Tim Legler	142-169 (.840)
92-93	Walter Bond	129-167 (.772)
91-92	R. Blackman	239-266 (.898)
90-91	R. Blackman	282-326 (.865)
89-90	R. Blackman	287-340 (.844)
88-89	R. Blackman	316-370 (.854)
87-88	R. Blackman	331-379 (.873)
86-87	R. Blackman	419-474 (.884)
85-86	Brad Davis	198-228 (.868)
84-85	Brad Davis	158-178 (.888)
83-84	Brad Davis	199-238 (.836)
82-83	Brad Davis	186-220 (.845)
81-82	Jim Spanakel	279-327 (.853)
80-81	Jim Spanakel	375-423 (.887)*

3-PT ATTEMPTS

10-11	Jason Kidd	414
09-10	Jason Terry	414
08-09	Jason Terry	456
07-08	Jason Terry	363
06-07	Jason Terry	370
05-06	Jason Terry	416
04-05	Michael Finley	285
03-04	Michael Finley	370
02-03	Dirk Nowitzki	390
01-02	Dirk Nowitzki	350
00-01	Dirk Nowitzki	390
	Dirk Nowitzki	306
	Hubert Davis	144
97-98	Dennis Scott*	273
	Michael Finley	244
96-97	Michael Finley	225
95-96	George McCloud	678
94-95	Jama Mashburn	344
93-94	Jama Mashburn	299
92-93	Derek Harper	257
91-92	Derek Harper	186
90-91	Derek Harper	246
89-90	Derek Harper	240
88-89	Derek Harper	278
87-88	Derek Harper	192
86-87	Derek Harper	212
85-86	Dale Ellis	173
84-85	Brad Davis	115
83-84	Mark Aguirre	56
82-83	Mark Aguirre	76
81-82	Mark Aguirre	71
80-81	Stan Pietkiewicz	48

OFFENSIVE REBOUNDS

10-11	Tyson Chandler	206
09-10	Shawn Marion	158
08-09	Enck Dampier	216
07-08	Enck Dampier	207
06-07	Enck Dampier	217
05-06	Enck Dampier	273
04-05	Enck Dampier	183
03-04	Antawn Jamison	233
02-03	Shawn Bradley	151
01-02	Eduardo Mayera	149
00-01	Shawn Bradley	160
99-00	Cedric Ceballos	172
98-99	Shawn Bradley	130
97-98	A.C. Green	219
96-97	A.C. Green	189
95-96	Popeye Jones	260
94-95	Popeye Jones	329
93-94	Popeye Jones	299
92-93	Terry Davis	259
91-92	Terry Davis	228
90-91	James Donaldson	201
89-90	Sam Perkins	209
88-89	Sam Perkins	235
87-88	Roy Tarpley	360
86-87	James Donaldson	295
85-86	Sam Perkins	195
84-85	Sam Perkins	189
83-84	Kurt Nimphus	182
82-83	Pat Cummings	225
81-82	Wayne Cooper	200
80-81	Tom LaGarde	177

FREE THROW ATTEMPTS

10-11	Dirk Nowitzki	443
09-10	Dirk Nowitzki	586
08-09	Dirk Nowitzki	545

3-PT FIELD GOALS

10-11	Jason Kidd	133
09-10	Jason Kidd	176
08-09	Jason Terry	167

3-PT PERCENTAGE

10-11	Brian Cardinal	42-87 (.483)
09-10	Jason Kidd	176-414 (.425)
08-09	Jason Kidd	131-323 (.406)

DEFENSIVE REBOUNDS

10-11	Tyson Chandler	485
09-10	Dirk Nowitzki	540
	Dirk Nowitzki	593



07-08	Dirk Nowitzki	564
06-07	Dirk Nowitzki	571
05-06	Dirk Nowitzki	613
04-05	Dirk Nowitzki	661
03-04	Dirk Nowitzki	580
02-03	Dirk Nowitzki	710
01-02	Dirk Nowitzki	635
00-01	Dirk Nowitzki	635
99-00	Dirk Nowitzki	430
98-99	Shawn Bradley	262
97-98	A.C. Green	449
96-97	A.C. Green	329
95-96	Popeye Jones	477
94-95	Popeye Jones	515
93-94	Popeye Jones	306
92-93	Terry Davis	442
91-92	Terry Davis	444
90-91	James Donaldson	526
89-90	James Donaldson	475
88-89	Sam Perkins	453
87-88	Roy Tarpley	599
86-87	James Donaldson	678
85-86	James Donaldson	521
84-85	Jay Vincent	519
83-84	Pat Cummings	507
82-83	Pat Cummings	443
81-82	Jay Vincent	383
80-81	Tom LaGarde	488

06-07	Jason Terry	422
05-06	Jason Terry	306
04-05	Jason Terry	429
03-04	Steve Nash	687
02-03	Steve Nash	598
01-02	Steve Nash	634
00-01	Steve Nash	509
99-00	Michael Finley	438
98-99	Steve Nash	219
97-98	Michael Finley	405
96-97	Derek Harper	321
95-96	Jason Kidd	783
94-95	Jason Kidd	607
93-94	Jim Jackson	374
92-93	Derek Harper	334
91-92	Derek Harper	373
90-91	Derek Harper	548
89-90	Derek Harper	609
88-89	Derek Harper	570
87-88	Derek Harper	634
86-87	Derek Harper	609
85-86	Brad Davis	467
84-85	Brad Davis	581
83-84	Brad Davis	561
82-83	Brad Davis	566
81-82	Brad Davis	509
80-81	Brad Davis	385

06-07	Devin Harris	96
05-06	Jason Terry	100
04-05	Josh Howard	116
03-04	Dirk Nowitzki	92
02-03	Dirk Nowitzki	111
01-02	Dirk Nowitzki	83
00-01	Michael Finley	118
99-00	Michael Finley	109
98-99	Michael Finley	66
97-98	Michael Finley	132
96-97	Derek Harper	92
95-96	Jason Kidd	175
94-95	Jason Kidd	151
93-94	Fat Lever	169
92-93	Derek Harper	80
91-92	Derek Harper	101
90-91	Derek Harper	147
89-90	Derek Harper	187
88-89	Derek Harper	172
87-88	Derek Harper	168
86-87	Derek Harper	167
85-86	Derek Harper	153
84-85	Derek Harper	144
83-84	Derek Harper	95
82-83	Brad Davis	80
81-82	Mark Aguirre	80
80-81	Jay Vincent	89
80-81	Jim Spanakos	117

06-07	Dirk Nowitzki	167
05-06	Dirk Nowitzki	156
04-05	Dirk Nowitzki	176
03-04	Steve Nash	209
02-03	Steve Nash	192
01-02	Steve Nash	229
00-01	Steve Nash	205
99-00	Michael Finley	196
98-99	Michael Finley	107
97-98	Michael Finley	219
96-97	Derek Harper	132
95-96	Jason Kidd	328
94-95	Jason Kidd	250
93-94	Jim Jackson	334
92-93	Terry Davis/Sean Rooks	160
91-92	Derek Harper	154
90-91	Derek Harper	177
89-90	Derek Harper	207
88-89	Derek Harper	205
87-88	Mark Aguirre	203
86-87	Mark Aguirre	217
85-86	Mark Aguirre	252
84-85	Mark Aguirre	253
83-84	Mark Aguirre	285
82-83	Mark Aguirre	261
81-82	Jay Vincent	194
80-81	Tom LaGarde	206

* did not finish season with Dallas

REBOUNDS

10-11	Tyson Chandler	692
09-10	Dirk Nowitzki	620
08-09	Dirk Nowitzki	681
07-08	Dirk Nowitzki	659
06-07	Dirk Nowitzki	693
05-06	Dirk Nowitzki	728
04-05	Dirk Nowitzki	757
03-04	Antoine Walker	684
02-03	Dirk Nowitzki	791
01-02	Dirk Nowitzki	755
00-01	Dirk Nowitzki	754
99-00	Dirk Nowitzki	532
98-99	Shawn Bradley	392
97-98	A.C. Green	668
96-97	A.C. Green	518
95-96	Popeye Jones	737
94-95	Popeye Jones	844
93-94	Popeye Jones	605
92-93	Terry Davis	701
91-92	Terry Davis	672
90-91	James Donaldson	727
89-90	James Donaldson	630
88-89	Sam Perkins	688
87-88	Roy Tarpley	959
86-87	James Donaldson	973
85-86	Sam Perkins	685
84-85	Jay Vincent	704
83-84	Pat Cummings	658
82-83	Pat Cummings	668
81-82	Jay Vincent	565
80-81	Tom LaGarde	665

FOULS

10-11	Tyson Chandler	240
09-10	Dirk Nowitzki	208
08-09	Eric Dampier	191
07-08	Eric Dampier	226
06-07	DeSagana Diop	244
05-06	Eric Dampier	263
04-05	Dirk Nowitzki	219
03-04	Dirk Nowitzki	216
02-03	Rael Larentz	264
01-02	Dirk Nowitzki	222
00-01	Shawn Bradley	256
99-00	Shawn Bradley	260
98-99	Shawn Bradley	153
97-98	Shawn Bradley	214
96-97	Eric Montross*	150
	Derek Harper	144
95-96	Popeye Jones	262
94-95	Lorenzo Williams	306
93-94	Doug Smith	287
92-93	Doug Smith	280
91-92	Doug Smith	259
90-91	Randy White	308
89-90	Herb Williams	243
88-89	Sam Perkins	224
87-88	Roy Tarpley	313
86-87	Sam Perkins	269
85-86	Mark Aguirre	229
84-85	Kurt Nimphus	262
83-84	Kurt Nimphus	283
82-83	Pat Cummings	296
81-82	Jay Vincent	308
80-81	Tom LaGarde	293

BLOCKS

10-11	Tyson Chandler	80
09-10	Dirk Nowitzki	79
08-09	Eric Dampier	95
07-08	Eric Dampier	106
06-07	DeSagana Diop	113
05-06	DeSagana Diop	146
04-05	Dirk Nowitzki	119
03-04	Dirk Nowitzki	104
02-03	Shawn Bradley	170
01-02	Dirk Nowitzki	77
00-01	Shawn Bradley	228
99-00	Shawn Bradley	190
98-99	Shawn Bradley	159
97-98	Shawn Bradley	214
96-97	Shawn Bradley	88
95-96	Lorenzo Williams	122
94-95	Lorenzo Williams	148
93-94	Sean Rooks	44
92-93	Sean Rooks	81
91-92	Herb Williams	98
90-91	James Donaldson	93
89-90	Herb Williams	106
88-89	Sam Perkins	92
87-88	James Donaldson	104
86-87	James Donaldson	136
85-86	James Donaldson	110
84-85	Kurt Nimphus	126
83-84	Kurt Nimphus	144
82-83	Kurt Nimphus	111
81-82	Wayne Cooper	106
80-81	Tom LaGarde	45

ASSISTS

10-11	Jason Kidd	855
09-10	Jason Kidd	724
08-09	Jason Kidd	702
07-08	Jason Kidd	276

STEALS

10-11	Jason Kidd	134
09-10	Jason Kidd	145
08-09	Jason Kidd	160
07-08	Jason Terry	88

TURNOVERS

10-11	Jason Kidd	179
09-10	Jason Kidd	195
08-09	Jason Kidd	185
07-08	Dirk Nowitzki	160

POINTS

Mark Aguirre	2,330	83-84
Dirk Nowitzki	2,151	05-06
Dirk Nowitzki	2,094	08-09
Mark Aguirre	2,056	86-87
Mark Aguirre	2,055	84-85

SCORING AVERAGE

Mark Aguirre	29.5	83-84
Dirk Nowitzki	26.6	05-06
Dirk Nowitzki	26.1	04-05
Dirk Nowitzki	25.9	08-09
Mark Aguirre	25.7	86-87
Mark Aguirre	25.7	84-85
Jim Jackson	25.7	94-95

FIELD GOALS

Mark Aguirre	925	83-84
Mark Aguirre	794	84-85
Mark Aguirre	787	86-87
Dirk Nowitzki	774	08-09
Mark Aguirre	767	82-83

FIELD GOAL ATTEMPTS

Mark Aguirre	1,765	83-84
Michael Finney	1,636	99-00
Dirk Nowitzki	1,616	08-09
Mark Aguirre	1,590	86-87
Mark Aguirre	1,589	82-83

FIELD GOAL PERCENTAGE

Erick Dampier	650	08-09
Erick Dampier	643	07-08
Erick Dampier	626	06-07
Erick Dampier	624	09-10
James Donaldson	586	86-87

MINUTES

Michael Finney	3,464	99-00
Michael Finney	3,443	00-01
Michael Finney	3,394	97-98
Dirk Nowitzki	3,117	02-03
Dirk Nowitzki	3,089	05-06

OFFENSIVE REBOUNDS

Roy Tarpley	360	87-88
Popeye Jones	329	94-95
Popeye Jones	299	93-94
James Donaldson	295	86-87
Lorenzo Williams	291	94-95

DEFENSIVE REBOUNDS

Dirk Nowitzki	710	02-03
James Donaldson	678	86-87
Dirk Nowitzki	661	04-05
Dirk Nowitzki	635	01-02
Dirk Nowitzki	635	00-01

REBOUNDS

James Donaldson	973	86-87
Roy Tarpley	959	87-88
Popeye Jones	844	94-95
Dirk Nowitzki	791	02-03
Dirk Nowitzki	757	04-05

REBOUNDING AVERAGE

James Donaldson	11.9	86-87
Roy Tarpley	11.8	87-88
James Donaldson	10.8	88-89
Popeye Jones	10.8	95-96
Popeye Jones	10.6	94-95

STEALS

Derek Harper	187	89-90
Jason Kidd	175	95-96
Derek Harper	172	88-89
Derek Harper	168	87-88
Derek Harper	167	86-87

FREE THROWS

Dirk Nowitzki	615	04-05
Dirk Nowitzki	539	05-06
Dirk Nowitzki	536	09-10
Dirk Nowitzki	498	06-07
Dirk Nowitzki	485	08-09

FREE THROW ATTEMPTS

Dirk Nowitzki	708	04-05
Mark Aguirre	621	83-84
Jamal Mashburn	605	94-95
Dirk Nowitzki	598	05-06
Mark Aguirre	589	82-83

FREE THROW PERCENTAGE

Steve Nash	916	03-04
Dirk Nowitzki	915	09-10
Steve Nash	909	02-03
Dirk Nowitzki	904	06-07
Dirk Nowitzki	901	05-06

3-PT FIELD GOALS

George McCloud	257	95-96
Jason Kidd	176	09-10
Jason Terry	171	05-06
Jason Terry	167	08-09
Jason Terry	162	06-07

3-PT FIELD GOAL ATTEMPTS

George McCloud	678	95-96
Jason Terry	456	08-09
Jason Terry	416	05-06
Jason Kidd	414	09-10
Jason Kidd	396	95-96

3-PT FIELD GOAL PERCENTAGE

Hubert Davis	491	99-00
Brian Cardinal	483	10-11
Jason Kidd	461	07-08
Steve Nash	456	01-02
Hubert Davis	451	98-99

ASSISTS

Jason Kidd	783	95-96
Jason Kidd	724	09-10
Jason Kidd	702	08-09
Steve Nash	687	03-04
Jason Kidd	655	10-11

BLOCKED SHOTS

Shawn Bradley	228	00-01
Shawn Bradley	214	97-98
Shawn Bradley	190	99-00
Shawn Bradley	170	02-03
Shawn Bradley	159	98-99

DISQUALIFICATIONS

Doug Smith	12	92-93
Kurt Nimphus	11	82-83
Wayne Cooper	10	81-82
Pat Cummings	9	82-83
Lorenzo Williams	9	95-96
Shawn Bradley	9	87-88

FOULS

Roy Tarpley	313	87-88
Randy White	308	90-91
Jay Vincent	308	81-82
Lorenzo Williams	306	94-95
Pat Cummings	296	82-83
Jay Vincent	295	82-83

TURNOVERS

Jim Jackson	334	93-94
Jason Kidd	328	95-96
Mark Aguirre	285	83-84
Mark Aguirre	261	82-83
Mark Aguirre	253	84-85



ATTENDANCE SUMMARY

Table with columns: Region Area Year, Total Home Attendance, Avg. Home Attendance, Arena Capacity, Pct. Capacity, NBA Ranking, Sellouts, 10,000+, Avg. Road Attendance. Rows from 1980-81 to 2000-01.

Table with columns: American Airlines Center Year, Total Home Attendance, Avg. Home Attendance, Arena Capacity, Pct. Capacity, NBA Ranking, Sellouts, 20,000+, Avg. Road Attendance. Rows from 2001-02 to 2010-11.

MAVERICKS HEAD COACHES

Table with columns: Coach, Years, Regular Season (W, L, PCT), Playoffs (W, L, PCT). Rows for Don Nelson, Dick Motta, Avery Johnson, Nick Carlise, John MacLeod, Riche Adubato, Jim Cleamons, Dunn Beckner, Gar Heard.

\$ Nelson took over for Cleamons 16 games into the 1997-98 season.
* MacLeod was dismissed 11 games into the 1989-90 season.
+ Adubato took over for MacLeod 11 games into the 1989-90 season, and was dismissed 29 games into the 1992-93 season.
c Heard took over for Adubato 29 games into the 1992-93 season.
Johnson took over for Nelson 64 games into the 2004-05 season.

MAVERICKS ASSISTANT COACHES

Table with columns: Name, Years, Position, Years, Name, Years, Name, Years, Name, Years. Rows for Riche Adubato, Sonny Allen, Darrell Armstrong, Greg Ballard, Rolando Blackman, Butch Beard, Dwayne Casey, Brad Davis, Ron Ekker, Mario Elie, Del Harris, Gar Heard, Don Nelson, Tom Newell, Jack Nolan, Charbe Parker, Joe Priddy, Clifford Ray, Larry Riley, Scott Roth, Bob Sami, Tees Stener, Terry Stotts, Kurt Thomas, Larry Van Eman, Kiki Vandeweghe, Sam Vincent, Bob Weiss, Paul Westphal, Randy Wittman, Bob Zuffelato.



MAVERICKS FINAL RECORDS/STANDINGS

Year	Head Coach	Record	Division, GB	West	Home	Road	P.O.	Attend.
1980-81	Dick Motta	15-67	6th, 37	12th	11-30	4-37	—	7,789
1981-82	Dick Motta	28-54	5th, 20	10th	16-25	12-29	—	9,619
1982-83	Dick Motta	38-44	4th, 15	8th	23-18	15-26	—	11,882
1983-84	Dick Motta	43-39	2nd, 2	4th	31-10	12-29	4-6	14,223
1984-85	Dick Motta	44-38	3rd, 9	4th	24-17	20-21	1-3	16,694
1985-86	Dick Motta	44-38	3rd, 7	4th	26-15	18-23	5-5	16,904
1986-87	Dick Motta	55-27	1st, —	2nd	35-6	20-21	1-3	16,984
1987-88	John MacLeod	53-29	2nd, 1	3rd	33-8	20-21	10-7	16,986
1988-89	John MacLeod	38-44	4th, 13	8th	24-17	14-27	—	16,953
1989-90	John MacLeod	5-6	—	—	—	—	—	—
	Richie Adubato	42-29	3rd, 9	6th	30-11	17-24	0-3	16,868
1990-91	Richie Adubato	28-54	6th, 27	12th	20-21	8-33	—	16,681
1991-92	Richie Adubato	22-60	5th, 33	12th	15-26	7-34	—	15,647
1992-93	Richie Adubato	2-27	—	—	—	—	—	—
	Ger Heard	9-44	6th, 44	13th	7-34	4-37	—	13,530
1993-94	Quinn Buckner	13-69	6th, 45	13th	6-35	7-34	—	12,639
1994-95	Dick Motta	36-48	5th, 26	10th	19-22	17-24	—	16,547
1995-96	Dick Motta	26-58	15th, 33	11th	16-25	10-31	—	16,686
1996-97	Jim Cleamons	24-58	4th, 40	11th	14-27	10-31	—	15,102
1997-98	Jim Cleamons	4-12	—	—	—	—	—	—
	Don Nelson	16-50	5th, 42	10th	13-28	7-34	—	13,208
1998-99	Don Nelson	19-31	5th, 18	11th	15-10	4-21	—	14,513
1999-00	Don Nelson	40-42	4th, 15	9th	22-19	18-23	—	14,785
2000-01	Don Nelson	53-29	12nd, 5	14th	28-13	25-16	4-6	16,589
2001-02	Don Nelson	57-25	2nd, 1	4th	30-11	27-14	4-4	19,680
2002-03	Don Nelson	60-22	1st, —	2nd	33-8	27-14	10-10	19,913
2003-04	Don Nelson	62-30	3rd, 8	5th	38-5	16-25	1-4	20,138
2004-05	Don Nelson	42-22	2nd, 1	3rd	29-12	29-12	6-7	20,062
	Avery Johnson	16-2	—	—	—	—	—	—
2005-06	Avery Johnson	60-22	2nd, 3	2nd	34-7	26-15	14-9	20,114
2006-07	Avery Johnson	67-15	1st, —	1st	38-5	31-10	2-4	20,350
2007-08	Avery Johnson	51-31	4th, 5	7th	34-7	17-24	1-4	20,286
2008-09	Rick Carlisle	50-32	3rd, 4	6th	32-9	18-23	3-1	20,042
2009-10	Rick Carlisle	56-27	1st, —	2nd	28-13	27-14	5-5	18,994
2010-11	Rick Carlisle	57-25	2nd, 4	3rd	29-12	28-13	10-5	20,102



MAVERICKS RECORD BY MONTH

	OCT.	NOV.	DEC.	JAN.	FEB.	MAR.	APR.	MAY
1980-81	2-10	1-12	2-14	3-9	1-13	6-9	—	—
1981-82	1-1	1-12	5-9	6-7	6-8	5-12	4-5	—
1982-83	1-1	6-6	5-9	9-7	7-6	8-9	2-6	—
1983-84	1-1	10-3	5-10	9-5	7-9	7-7	4-4	—
1984-85	1-1	8-8	6-6	9-7	8-4	9-8	3-4	—
1985-86	1-1	8-6	5-8	9-6	6-8	11-5	4-4	—
1986-87	1-0	9-5	9-4	9-6	9-5	12-4	6-3	—
1987-88	0-0	7-5	10-3	11-4	10-5	8-6	7-6	—
1988-89	0-0	9-4	8-5	4-11	8-5	3-14	6-5	—
1989-90	0-0	6-7	9-6	9-7	7-5	9-6	7-5	—
1990-91	0-0	6-6	4-10	5-10	6-7	4-12	3-9	—
1991-92	0-0	7-8	5-9	1-13	4-9	1-15	4-6	—
1992-93	0-0	1-9	1-13	1-14	1-12	3-14	4-9	—
1993-94	0-0	1-12	1-12	1-16	5-8	0-13	5-8	—
1994-95	0-0	7-4	6-8	3-13	5-7	10-6	5-8	—
1995-96	0-0	5-8	3-11	6-8	5-9	3-14	4-6	—
1996-97	0-0	4-10	6-7	4-11	5-7	3-14	2-9	—
1997-98	1-0	3-11	1-14	3-11	3-10	8-8	1-8	—
1998-99	0-0	8-0	0-0	8-8	5-10	5-12	8-7	1-2
1999-00	0-0	5-11	4-10	8-5	7-6	7-9	9-1	—
2000-01	1-0	9-6	10-6	8-6	8-4	10-4	7-3	—
2001-02	1-0	9-6	11-3	12-4	7-4	11-5	8-3	—
2002-03	1-0	14-1	10-4	11-4	8-5	11-4	5-4	—
2003-04	1-1	10-5	7-6	11-6	9-2	8-8	8-2	—
2004-05	0-0	10-6	9-4	9-4	10-3	10-6	18-1	—
2005-06	0-0	10-4	12-4	13-2	10-1	9-8	8-3	—
2006-07	0-0	11-4	13-3	14-2	10-0	13-2	5-4	—
2007-08	1-0	10-5	9-6	11-3	8-6	7-8	5-3	—
2008-09	0-1	8-7	11-4	8-7	8-4	9-7	8-2	—
2009-10	2-1	11-4	9-5	8-7	9-4	11-4	5-2	—
2010-11	2-1	11-3	11-3	8-8	11-1	10-6	4-3	12-4
TOTALS	18-19	217-198	207-216	223-223	213-187	231-258	154-143	13-6

RECORD AGAINST DIVISION AND CONFERENCE

	Atlantic	Central	Southeast	East	Mid/Southwest	Pacific	Northwest	West	Overall
1980-81	2-8	1-11	NA	3-19	5-25	7-23	NA	12-48	15-87
1981-82	4-6	5-7	NA	9-13	11-19	8-22	NA	19-41	28-54
1982-83	0-10	8-8	NA	6-16	15-15	17-13	NA	32-28	38-44
1983-84	2-8	5-7	NA	7-15	19-11	17-13	NA	36-24	43-39
1984-85	6-5	8-6	NA	11-11	14-18	19-11	NA	33-27	44-38
1985-86	5-5	8-8	NA	11-11	18-14	17-13	NA	33-27	44-38
1986-87	7-3	8-6	NA	13-9	19-11	23-7	NA	42-18	55-27
1987-88	4-6	8-4	NA	12-10	20-10	21-9	NA	41-19	53-29
1988-89	8-6	2-16	NA	8-16	19-11	11-17	NA	30-28	38-44
1989-90	8-5	10-3	NA	18-8	17-11	12-16	NA	29-27	47-35
1990-91	7-5	4-10	NA	11-15	7-21	10-18	NA	17-39	28-54
1991-92	3-11	4-10	NA	7-21	11-15	4-24	NA	15-39	22-60
1992-93	3-11	3-11	NA	6-22	3-23	2-26	NA	5-49	11-71
1993-94	1-13	2-12	NA	3-25	7-19	3-25	NA	10-44	13-69
1994-95	5-9	8-8	NA	13-15	11-15	12-18	NA	23-31	36-48
1995-96	4-10	3-13	NA	7-23	10-14	9-19	NA	19-33	26-56
1996-97	8-8	2-14	NA	8-22	8-15	7-21	NA	18-35	24-58
1997-98	3-11	4-12	NA	7-23	9-15	4-24	NA	13-39	20-62
1998-99	1-2	2-1	NA	3-3	8-12	8-16	NA	15-28	19-31
1999-00	3-11	9-7	NA	12-18	12-12	16-12	NA	28-24	40-42
2000-01	11-3	12-4	NA	23-7	14-10	16-12	NA	30-22	53-28
2001-02	9-5	14-2	NA	23-7	16-8	18-10	NA	34-18	57-26
2002-03	13-1	13-3	NA	28-4	18-6	16-12	NA	34-18	80-22
2003-04	18-4	9-7	NA	19-11	14-10	19-9	NA	33-19	52-30
2004-05	9-1	6-4	8-2	23-7	11-5	10-8	14-4	35-17	58-24
2005-06	7-3	7-3	13-3	23-7	13-3	9-9	15-3	37-15	80-22
2006-07	10-0	8-2	9-1	27-3	14-2	11-7	15-3	40-12	67-15
2007-08	5-5	6-4	10-6	18-12	10-6	12-6	11-7	33-19	51-31
2008-09	7-3	6-4	8-2	21-9	7-9	11-7	11-7	29-23	50-32
2009-10	8-4	9-1	7-3	22-8	10-6	9-9	14-4	33-19	55-27
2010-11	9-1	4-6	9-1	22-8	8-8	15-3	12-6	35-17	57-25
TOTALS	175-183	190-202	64-18	422-398	377-397	373-437	92-34	842-848	1264-1246



ALL-STAR BREAK/HALFWAY-POINT RECORDS

Year	Date of A-S Game	Record Before	Record After	First 41 Games	Last 41 Games	Overall Record	
1980-81	Feb. 1	8-45	7-22	5-36	18-31	15-67	
1981-82	Jan. 31	13-29	15-25	13-28	15-26	28-54	
1982-83	Feb. 13	25-24	13-20	19-22	19-22	38-44	
1983-84	Jan. 29	25-19	18-20	22-19	21-20	43-39	
1984-85	Feb. 10	27-23	17-15	22-19	22-18	44-38	
1985-86	Feb. 9	25-22	19-16	20-21	24-17	44-38	
1986-87	Feb. 8	30-16	25-11	26-15	28-12	55-27	
1987-88	Feb. 7	28-15	25-14	28-13	25-16	53-29	
1988-89	Feb. 12	24-21	14-23	21-20	17-24	38-44	
1989-90	Feb. 11	26-22	21-13	21-20	26-15	47-35	
1990-91	Feb. 10	17-27	11-27	15-28	13-28	28-54	
1991-92	Feb. 9	13-34	9-26	13-28	9-32	22-60	
1992-93	Feb. 21	4-45	7-26	3-38	8-33	11-71	
1993-94	Feb. 13	6-42	7-27	2-39	11-30	13-69	
1994-95	Feb. 12	18-28	18-18	16-25	20-21	36-46	
1995-96	Feb. 11	16-30	10-26	14-27	12-29	26-55	
1996-97	Feb. 9	18-28	8-30	14-27	10-31	24-58	
1997-98	Feb. 8	9-38	11-24	7-34	13-28	20-62	
1998-99	NA	NA	NA	8-17 (1st 25)	11-14 (last 25)	19-31	
1999-00	Feb. 13	20-28	20-14	15-26	25-18	40-42	
2000-01	Feb. 11	31-19	22-18	25-18	28-13	53-29	
2001-02	Feb. 10	35-14	22-11	29-12	28-13	57-25	
2002-03	Feb. 9	38-18	22-12	33-8	27-14	60-22	
2003-04	Feb. 16	33-19	19-11	25-16	27-14	52-30	
2004-05	Feb. 20	35-16	23-8	28-13	30-11	58-24	
2005-06	Feb. 19	41-11	19-11	31-10	29-12	60-22	
2006-07	Feb. 18	44-9	23-6	33-8	34-7	67-15	
2007-08	Feb. 16	35-18	18-13	23-18	28-13	51-31	
2008-09	Feb. 15	31-21	19-11	24-17	26-15	50-32	
2009-10	Feb. 14	32-20	23-7	27-14	28-13	55-27	
2010-11	Feb. 20	40-18	17-8	27-14	30-11	57-25	

YEARLY STREAKS

Year	Longest Win Streak	Dates	Longest Losing Streak	Dates
1980-81	2	3 Times	15	1/18-2/20
1981-82	4	1/20 1/26	12	11/3-11/25
1982-83	6	1/18-1/26	7	3/2-4/8
1983-84	8	11/17-12/3	5	3 Times
1984-85	4	4 Times	3	3 Times
1985-86	8	11/19-12/3	6	2/19-2/28
1986-87	8	2 Times	2	5 Times
1987-88	11	2/14-3/4	4	2 Times
1988-89	6	11/17-11/28	12	3/10-3/30
1989-90	7	1/19-1/31	5	1/10-1/17
1990-91	4	11/3-11/9	8	4/3-4/15
1991-92	3	11/14-11/19	15	3/1-3/26
1992-93	2	2 Times	18	2/6-3/16
1993-94	2	3 Times	20	11/13-12/22
1994-95	8	3/20-3/30	8	1/18-1/31
1995-96	4	11/3-11/9	11	3/7 3/25
1996-97	3	12/5-12/10	11	3/18-4/6
1997-98	3	10/31-11/4	15	12/6-1/3
1998-99	4	4/26-5/1	7	2/9-2/19
1999-00	5	4/2-4/11	6	2/29-3/9
2000-01	8	3/7-3/17	3	1/11-1/15, 4/7-4/11
2001-02	10	12/11 1/2	3	11/15-11/20, 12/5 12/10
2002-03	14	10/30-11/27	3	3 Times
2003-04	9	1/12-1/27	4	12/17-12/23
2004-05	8	4/5-4/28	3	2 Times
2005-06	13	1/14-2/9	3	3/28-3/31
2006-07	17	1/27-3/11	4	11/2-11/8
2007-08	7	12/29 1/12	3	3/2 3/6, 3/18-3/23
2008-09	5	11/16-11/25	5	11/7-11/14
2009-10	13	2/17-3/10	3	1/28-2/1
2010-11	12	11/20 12/11	6	1/6-1/17



ALL-TIME RECORD STREAKS

LONGEST WINNING STREAKS

17	1/27/07	-	3/11/07
14	10/30/02	-	11/27/02
13	2/17/10	-	3/10/10
13	12/13/06	-	1/5/07
13	1/14/06	-	2/9/06
12	11/20/10	-	12/11/10
12	11/9/06	-	12/1/06
11	2/14/88	-	3/4/88
10	1/22/11	-	2/9/11
10	12/11/01	-	1/2/02
9	3/16/07	-	3/30/07
9	4/5/05	-	4/20/05
9	1/12/04	-	1/27/04
8	2/12/11	-	3/4/11
8	1/9/07	-	1/23/07
8	11/17/83	-	12/3/83
7	12/29/07	-	1/12/08
7	11/1/05	-	11/25/05
7	1/15/02	-	1/26/02
7	1/19/90	-	1/31/90
7	1/18/88	-	1/29/88

LONGEST LOSING STREAKS

20	11/13/93	-	12/22/93
19	2/6/93	-	3/15/93
18	12/28/93	-	1/27/94
15	12/6/97	-	1/3/98
15	12/18/92	-	1/16/93
15	3/1/92	-	3/26/92
15	1/18/81	-	2/20/81
12	11/17/82	-	12/12/82
12	3/10/89	-	3/30/89
12	11/3/81	-	11/25/81
12	11/16/80	-	12/10/80

LONGEST HOME WINNING STREAKS

23	12/9/06	-	3/6/07
18	1/3/06	-	3/3/06
12	12/29/07	-	2/29/08
12	11/2/02	-	12/17/02
11	11/14/87	-	1/13/88
11	10/29/83	-	12/3/83
10	11/1/03	-	12/2/03
10	1/19/90	-	3/2/90
9	1/19/11	-	3/4/11
9	2/18/09	-	3/25/09
9	3/17/05	-	4/19/05
9	2/3/04	-	3/8/04
9	11/26/86	-	1/2/87
8	2/17/10	-	3/10/10
8	2/17/88	-	3/4/88
8	3/14/87	-	4/18/87

LONGEST HOME LOSING STREAKS

19	11/6/93	-	1/21/94
12	2/15/94	-	4/2/94
9	1/20/81	-	2/27/81
8	2/10/93	-	3/15/93
7	11/8/97	-	11/25/97
7	1/14/95	-	2/3/95
7	11/21/92	-	12/12/92
7	11/3/81	-	11/24/81
6	12/14/99	-	1/6/00
6	12/28/92	-	1/15/93
6	11/18/80	-	12/9/80
6	10/14/80	-	11/11/80

LONGEST ROAD WINNING STREAKS

8	11/20/10	-	12/27/10
8	1/15/02	-	2/12/02
7	10/30/02	-	11/27/02
7	12/15/08	-	1/10/09
6	2/12/11	-	3/7/11
6	3/18/07	-	3/27/07
6	1/31/07	-	3/11/07
6	1/18/06	-	2/1/06
6	2/6/05	-	2/23/05
5	1/22/11	-	2/8/11
5	3/27/10	-	4/12/10
5	2/19/10	-	3/8/10
5	11/13/09	-	11/27/09
5	1/9/07	-	1/23/07
5	12/16/06	-	1/5/07
5	11/9/06	-	11/24/06
5	11/27/04	-	12/21/04
5	1/12/04	-	1/27/04
5	11/19/88	-	12/20/88
5	1/7/88	-	1/27/88
5	1/18/83	-	2/8/83

LONGEST ROAD LOSING STREAKS

29	11/10/92	-	3/13/93
26	12/26/91	-	4/8/92
22	11/5/97	-	2/11/98
19	10/24/80	-	1/5/81
13	3/1/91	-	4/21/91
12	3/3/89	-	3/31/89
11	2/22/99	-	4/16/99
10	11/18/93	-	12/22/93
10	12/21/88	-	1/24/89
10	10/30/81	-	12/12/81



ALL-TIME COMEBACKS

Deficit	Score	Time	Opponent	Del-Opp	Date
29	41-70	19:26 3rd	vs. Minnesota	107-100	12/30/08
25	37-62	1:05 2nd	at Denver	124-123 (OT)	11/26/94
24	49-25	5:58 2nd	vs. Toronto	105-98	11/20/07
24	62-86	8:01 3rd	vs. Toronto	115-113 (OT)	2/25/06
22	58-80	5:43 3rd	at Minnesota	107-103	12/18/01
22	15-37	0:15 1st	vs. Orlando	115-106 (OT)	1/18/01
22	38-60	0:31 2nd	vs. San Antonio	97-86	3/21/00
21	23-44	11:12 2nd	vs. Golden State	116-106	11/27/01
21	53-74	6:19 3rd	at Washington	102-97	2/21/05
20	58-78	6:40 3rd	at Boston	109-100	2/28/00
20	87-47	3:24 3rd	at Seattle	89-81	11/1/97
19	3-22	6:16 1st	at Toronto	114-96	2/27/11
19	38-57	18:29 3rd	vs. Cleveland	91-87	3/14/06
19	31-50	4:32 2nd	vs. Memphis	97-87	2/23/05
18	45-64	5:32 3rd	vs. Denver	83-80	11/15/05
18*	25-44	8:09 2nd	at San Antonio	103-91	5/27/03
19	29-48	2:22 2nd	at Atlanta	81-81	2/5/01
19	60-79	8:52 4th	vs. Chicago	104-97 (OT)	3/12/98
19	27-46	6:05 2nd	vs. San Antonio	104-98	4/4/90
19	17-38	9:11 2nd	at Portland	101-94	11/13/84

* Playoffs

LARGEST LEADS THAT GOT AWAY

Lead	Score	Time	Opponent	Del-Opp	Date
30	66-38	11:20 3rd	at L.A. Lakers	103-105	12/6/02
27	85-58	3:09 3rd	vs. Phoenix	108-109 (OT)	3/2/97
26	63-37	9:43 2nd	vs. Seattle	105-113	3/22/92
24	74-50	5:53 3rd	vs. Minnesota	110-113 (OT)	1/17/98
23*	67-44	1:31 3rd	at Portland	82-84	4/23/11
23	91-68	5:17 3rd	vs. Denver	140-141 (OT)	3/1/85
22	41-19	11:40 2nd	at L.A. Clippers	99-100	12/10/03
22	34-12	2:49 1st	vs. Houston	112-114	4/16/89
20	42-22	5:04 2nd	vs. Milwaukee	99-103	12/13/10
20	64-44	8:48 3rd	vs. Denver	102-107	1/31/04
20	47-27	2:23 2nd	vs. Houston	96-98 (OT)	4/11/02
19	24-5	6:17 1st	at Chicago	91-98	11/13/08
19	53-34	9:20 3rd	vs. Indiana	79-84	1/10/98
19	60-41	11:04 3rd	at Utah	91-97	4/10/91
19	61-62	2:58 3rd	at San Antonio	94-100	1/16/91



YEARLY HOA STATISTICAL RANKINGS

		SCORING	DEF	FG%	FT%	3FG%	REB	AST	STL	TO	BS	FG DEF
1980-81	ranking out of 23	21	19	23	12	8	23	17	23	5	23	23
1981-82	ranking out of 23	19	13	21	16	7	18	8	23	2	22	19
1982-83	ranking out of 23	5	18	11	5	11	9	6	23	1	22	18
1983-84	ranking out of 23	11	13	5T	12T	14	21	12	21	1	18T	17
1984-85	ranking out of 23	10	7	13	3	1	19	13	22	1	20	20
1985-86	ranking out of 23	2	21	5	7	1	15	14	22	1	17	20
1986-87	ranking out of 23	4	14	7	3	1	5	17	16	1	13	9T
1987-88	ranking out of 23	7	6	9T	4T	6	1	17	18	4	12	4T
1988-89	ranking out of 25	24	4	17	6T	7	23	24	23	3	8	8
1989-90	ranking out of 27	22	4	16T	18	17	21T	26	18	7	14	9
1990-91	ranking out of 27	25	12	15	15	11	24	25	26	4	17	19T
1991-92	ranking out of 27	27	14	27	14	5	1	26	27	6	24	12T
1992-93	ranking out of 27	26	27	27	27	12	18	27	20T	27	23	27
1993-94	ranking out of 27	27	17	27	8	21	20	27	6	7	27	26
1994-95	ranking out of 27	9	24	26	18T	24	2	11	26	21	25	25T
1995-96	ranking out of 29	9	29	29	24	18	2	11	19	13	22	29
1996-97	ranking out of 29	25	14	28	25	27	17	24	17	19	21	15
1997-98	ranking out of 29	26	19	27	9	8	23	26	20	7	6	20
1998-99	ranking out of 29	15	21	18	17	16	12	27	26	4	4	22
1999-00	ranking out of 29	3	25	12	2	2	22T	18	23	2	15	22
2000-01	ranking out of 29	4	16	5	2	4	21	18	18	6	5	14
2001-02	ranking out of 29	1	28	4	1	4	12	14	22	1	18	19
2002-03	ranking out of 29	1	16	7	1	3	17	9	11T	1	13	12
2003-04	ranking out of 29	1	28	3	1	11	2	3	15	1	10	27
2004-05	ranking out of 30	3	14	8	4	6	8	26	4	4	7T	8
2005-06	ranking out of 30	9	7	7	6	9	6	29	13	5	4	10
2006-07	ranking out of 30	9	4	5	2	4	8	24	24	5	12	7
2007-08	ranking out of 30	12	6	8	1	20	9	20	29	5	10T	4
2008-09	ranking out of 30	9	15	9	2	25	5	8	17	5	9	12
2009-10	ranking out of 30	11	15	12	1	5	17T	3	10	3	6	15
2010-11	ranking out of 30	11	10	5	8	11	14	2	23	12T	24T	8



OVERTIME RECORD

Season	Games	Home	Road	Total
1980-81	4	1-3	0-0	1-3
1981-82	2	1-0	0-1	1-1
1982-83	2	0-1	0-1	0-2
1983-84	7*	2-3	1-1	3-4
1984-85	6**	1-4	1-0	2-4
1985-86	4#	1-2	1-0	2-2
1986-87	7##	1-0	2-4	3-4
1987-88	3	1-0	2-0	3-0
1988-89	4	0-1	2-1	2-2
1989-90	6+	3-1	1-0	4-1
1990-91	5	1-2	2-0	3-2
1991-92	3	2-1	0-0	2-1
1992-93	2	0-1	0-1	0-2
1993-94	2	1-1	0-0	1-1
1994-95	7+++	0-1	5-1	5-2
1995-96	8++++	3-3	1-1	4-4
1996-97	4**	0-2	1-1	1-3
1997-98	8#	3-2	1-2	4-4
1998-99	2	0-0	1-1	1-1
1999-00	2	0-0	2-0	2-0
2000-01	4##	2-0	1-1	3-1
2001-02	7#	0-1	5-1	5-2
2002-03	4	0-2	2-0	2-2
2003-04	4%	1-0	1-2	2-2
2004-05	2	2-0	0-0	2-0
2005-06	7#	2-0	3-2	5-2
2006-07	2**	0-1	1-0	1-1
2007-08	2	0-0	0-2	0-2
2008-09	4**	2-1	1-0	3-1
2009-10	8	2-2	3-1	5-3
2010-11	1	0-0	1-0	1-0
TOTALS	123	32-35	41-24	73-59

* Includes 1-3 in double OT, 1-2 at home + Includes 0-1 in triple OT, at home
 ** Includes 0-1 in double OT, at home ++ Includes 2-1 in double OT, on road
 # Includes 1 0 in double OT, on road +++ Includes 2 0 in double OT, at home
 ## Includes 0-1 in double OT, on road % Includes 1-0 in double OT, at home

GAMES MISSED TO INJURY OR ILLNESS

Season	Record	Player Games Missed	Season	Record	Player Games Missed
2010-11	57-25	187	1992-93	11-71	248
2009-10	55-27	136	1991-92	22-60	240
2008-09	50-32	138	1990-91	28-54	199
2007-08	51-31	98	1989-90	47-35	188
2006-07	87-15	111	1988-89	38-44	141
2005-06	60-22	199	1987-88	53-29	37
2004-05	58-24	269	1986-87	55-27	28**
2003-04	52-30	288	1985-86	44-38	16
2002-03	60-22	292	1984-85	44-38	8**
2001-02	57-25	262	1983-84	43-39	94
2000-01	53-29	269	1982-83	38-44	60
1999-00	40-42	332*	1981-82	28-54	58
1998-99	19-31	144	1980-81	15-67	78
1997-98	20-62	363*			
1996-97	24-58	217			
1995-96	26-58	212			
1994-95	36-46	83			
1993-94	13-69	185			

* Most in the NBA
 ** Fewest in the NBA



PRESEASON RECORDS

1980: 3-4	1987: 3-4	1994: 3-4	2001: 5-3	2008: 4-4
1981: 5-1	1988: 3-5	1995: 2-6	2002: 5-3	2009: 5-2
1982: 5-1	1989: 3-5	1996: 3-4	2003: 3-5	2010: 4-4
1983: 3-2	1990: 2-6	1997: 1-7	2004: 3-5	
1984: 1-3	1991: 3-5	1998: 0-2	2005: 6-2	
1985: 3-4	1992: 1-6	1999: 2-5	2006: 3-5	
1986: 3-4	1993: 1-5	2000: 6-2	2007: 5-3	

MAVERICKS 20-POINT, 20-REBOUND GAMES

Player	Opponent	Date	Pts	Rebs
Sam Perkins	at Houston	12/12/85	31	28
James Donaldson	Denver	12/19/86	20	22
Roy Tarpley	Phoenix	2/22/88	27	23
Roy Tarpley	at L.A. Clippers	3/18/88	25	21
Roy Tarpley	New York	3/22/88	28	24
Roy Tarpley*	L.A. Lakers	5/27/88	21	20
James Donaldson	New Jersey	3/6/89	28	22
Roy Tarpley	at Denver	4/23/89	28	28
Roy Tarpley	at Seattle (OT)	11/14/89	26	28
Roy Tarpley	Milwaukee	4/1/90	24	25
Popeye Jones	Boston	12/15/94	25	28
Chris Gatling	Utah	11/16/96	23	20
Shawn Bradley	Portland	4/7/98	22	22
Dirk Nowitzki	Boston	2/21/02	33	23
Dirk Nowitzki	Sacramento	2/23/02	26	21
Dirk Nowitzki	Phoenix	3/5/02	30	20
Dirk Nowitzki	at San Antonio	4/6/02	26	21
Dirk Nowitzki	L.A. Lakers	4/3/03	25	22
Dirk Nowitzki*	at Sacramento (2OT)	5/10/03	25	20
Dirk Nowitzki*	San Antonio	5/19/06	28	21

MAVERICKS 20-POINT, 20-ASSIST GAMES

Player	Opponent	Date	Pts	Ass
Jason Kidd	Utah (2OT)	2/8/96	20	25



OPPONENTS 20-POINT, 20-REBOUND GAMES

Player	Opponent	Date	Pts	Rebs
Moses Malone	at Houston	10/29/80	38	21
Moses Malone	Houston (OT)	3/24/81	30	22
Moses Malone	at Houston	2/23/82	34	21
Moses Malone	at Houston	3/30/82	38	20
Moses Malone	Philadelphia (OT)	12/29/82	32	24
Cliff Robinson	at Cleveland	2/16/83	23	22
Charles Barkley	at Philadelphia	3/30/86	32	25
Hakeem Olajuwon	at Houston	1/10/87	26	20
Charles Barkley	at Philadelphia	3/23/87	24	28
Larry Nance	at Phoenix (OT)	4/6/87	28	20
Hakeem Olajuwon*	Houston	4/30/88	41	26
Bill Laimbeer	Detroit	11/15/88	23	21
Robert Parish	at Boston	3/3/89	27	22
Hakeem Olajuwon	at Houston	3/10/89	29	22
Hakeem Olajuwon	at Houston	1/27/90	32	20
Rony Seikaly	at Miami	11/14/90	30	21
Hakeem Olajuwon	Houston	4/3/91	22	22
Kevin Willis	Atlanta	12/3/91	29	31
Shaquille O'Neal	at Orlando	3/16/94	34	21
Loy Vaught	at L.A. Clippers	4/23/95	26	21
Tom Gugliotta	Minnesota	2/3/98	22	20
Ervin Johnson	Denver	4/19/97	21	26
Brian Grant	at Portland	4/3/98	20	20
Shaquille O'Neal	at L.A. Lakers	11/7/99	30	20
Antawn Jamison	Golden State	1/25/00	33	21
Shareef Abdur-Rahim	at Vancouver (OT)	2/6/00	36	22
Shaquille O'Neal	L.A. Lakers	4/18/00	38	20
Tim Duncan*	at San Antonio	5/7/01	26	22
Tim Duncan*	at San Antonio	5/14/01	32	29
Lorenzen Wright	at Memphis	11/4/01	33	26
Tim Duncan*	San Antonio	5/23/03	34	24
Tim Duncan*	San Antonio	5/25/03	21	20
Malik Rose	at San Antonio	11/8/03	20	22
Kevin Garnett	Minnesota	11/29/03	28	29
Eton Brand	L.A. Clippers	12/20/03	22	20
Kevin Garnett	Minnesota	1/3/04	27	22
Carlos Boozer	Cleveland	3/30/04	23	29
Drew Gooden	L.A. Clippers	3/23/10	26	20
DeJuan Blair	San Antonio	4/14/10	27	23
Al Horford	at Atlanta	11/20/10	20	20
Dwight Howard	at Orlando	12/21/10	26	23
Zach Randolph	at Memphis	1/15/11	23	20

*Playoffs

TOP-SCORING GAMES OFF THE BENCH

Points	Minutes	Player	Opponent	Date
40	30	Rodney Beaulieu	at Golden State	3/27/10
40*	48	Nick Van Exel	at Sacramento (2OT)	5/10/03
38	33	Tony Dumas	at Phoenix (OT)	1/12/96
36*	30	Nick Van Exel	Sacramento	5/8/03
36	37	Cedric Ceballos	at New Jersey	1/22/00
35	39	Jason Terry	at New Orleans (OT)	11/4/09
35*	37	Nick Van Exel	at Sacramento	5/15/03
35	43	Nick Van Exel	San Antonio (OT)	3/20/03
36	30	Chris Gatling	Chicago	11/29/96
36	37	Tony Dumas	Seattle (OT)	12/12/95
36	38	Mark Aguirre	at San Antonio	3/22/85
36	34	Jay Vincent	San Antonio	3/19/85
36	31	Jay Vincent	at Boston	3.8.85
34	24	Austin Croshere	Seattle	1/30/07
34	36	Cedric Ceballos	at Seattle	11/4/99
33	34	Jason Terry	Washington	3/7/09
33	42	Jerry Stackhouse	Phoenix (2OT)	3/14/07
33	32	Cedric Ceballos	at Phoenix	3/4/00
33	35	Jay Vincent	New Jersey	11/17/83
33	33	Mark Aguirre	Kansas City	11/20/82
32*	26	Jason Terry	L.A. Lakers	5/8/11
32	33	Fat Lever	Utah	11/23/91
32	28	Adnan Danley	Washington	2/25/89
31	35	Jason Terry	at Houston	11/19/08
31	38	Jason Terry	Houston	11/5/07
31	37	Robert Pack	Houston	2/11/89
31	31	Jay Vincent	at Houston	2/24/86
31	34	Abdul Jeelani	at Portland	3/15/81

OPPONENT TOP-SCORING GAMES OFF THE BENCH

Points	Player	Opponent	Date
39	Kevin Martin	at Sacramento	1/14/08
38	Mike Evans	Denver (OT)	3/1/85
38	Calvin Murphy	Houston (OT)	1/2/81
37	Eddie Johnson	at Phoenix	11/9-88
37	Greg Kears	at San Diego	1/6/84
37	Garnett Griffith	at Utah	10/31/80
36	Purvis Short	at Golden State	1/2/82
34	Billy Knight	Indiana	3/7/82
33	Ricky Pierce	at Milwaukee	2/22/90
32	Austin Croshere	at Indiana (2OT)	2/5/02
32	David Thompson	Seattle (2 OT)	2/29/84
31	Quentin Richardson	at L.A. Clippers	1/26/02
31	Chris Gatling	Orlando	11/13/99
31	Sam Cassell	at Houston	2/13/96
31	Eddie Johnson	Seattle	3/22/92
31	Antoine Carr	at Sacramento	12/4-90
31	Eddie Johnson	Sacramento (OT)	3/12/86
31	Steve Johnson	Chicago	3/23/85

MOST MINUTES WITHOUT A TURNOVER

Minutes	Player	Opponent	Date
51	Jason Terry	at Milwaukee	11/29/05
51	Dirk Nowitzki	at New York	2/6/01
51	James Donaldson	at Indiana	1/17/87
50*	Dirk Nowitzki	at San Antonio	5/22/06
48	Dirk Nowitzki	Washington	12/23/02
48	Dirk Nowitzki	Utah	12/20/02
48	Michael Finley	at L.A. Lakers	3/17/02
48	Dirk Nowitzki	at Atlanta	1/15/02
48*	Michael Finley	San Antonio	5/12/01
48	Michael Finley	Sacramento	4/13/01
48	Michael Finley	at Cleveland	11/30/99
48	James Donaldson	at Chicago	3/8/87
47	Dirk Nowitzki	at Sacramento	12/25/03
47	Dirk Nowitzki	at New Orleans	12/26/02
47*	Michael Finley	Sacramento	5/9/02
47	Cedric Ceballos	at Minnesota	12/4-99
47	Rodney McCray	at L.A. Lakers	12/12/90
47	James Donaldson	at L.A. Clippers	3/6/86

* Playoffs



MAVINS TRIPLE DOUBLES

Player	Opponent	Date	Points	Rebounds	Assists
Mark Aguirre	Denver	1/14/83	30	11	16
Mark Aguirre	Indiana	11/23/85	25	13	12
Detlef Schrempf	Milwaukee	1/30/87	15	10	10
Rodney McCray	@ Houston	4/11/92	13	13	11
Jason Kidd	L.A. Lakers	4/5/95	19	10	12
Jason Kidd	Minnesota	4/7/95	11	10	13
Jason Kidd	@ Houston (OT)	4/11/95	38	11	10
Jason Kidd	San Antonio	4/20/95	10	12	13
Jason Kidd	Chicago (OT)	11/21/95	25	15	11
Jason Kidd	@ Phoenix (OT)	1/12/96	33	12	16
Jason Kidd	Charlotte	1/13/96	13	10	11
Jason Kidd	@ Sacramento	1/23/96	29	10	10
Jason Kidd	L.A. Clippers	1/30/96	21	10	16
Jason Kidd	L.A. Lakers	2/23/96	17	10	12
Jason Kidd	@ Denver	2/29/96	28	12	12
Jason Kidd	@ Portland	4/11/96	19	10	10
Jason Kidd	@ San Antonio	4/21/96	21	10	15
Michael Finley	L.A. Lakers	4/14/98	23	11	10
Michael Finley	@ Cleveland	11/30/98	14	12	11
Michael Finley	Phoenix	12/11/99	33	14	10
Michael Finley	@ Phoenix	12/23/99	33	13	13
Michael Finley	@ L.A. Clippers	3/28/00	20	12	10
Michael Finley	@ Golden State	12/2/00	13	13	10
Steve Nash	Portland	11/17/03	14	10	12
Antoine Walker	@ New York (OT)	1/12/04	14	12	11
Antoine Walker	Philadelphia (OT)	1/14/04	11	17	13
Dirk Nowitzki	Milwaukee	2/6/08	29	10	12
Jason Kidd	New Orleans	4/16/08	27	10	10
Jason Kidd	L.A. Lakers	11/11/08	16	11	10
Jason Kidd	@ Golden State	3/13/09	21	10	11
Jason Kidd	Houston	4/15/09	11	10	12
Jason Kidd	@ Atlanta (OT)	2/26/10	19	16	17
Dirk Nowitzki	Denver	3/29/10	34	10	10
Jason Kidd	@ Sacramento	4/10/10	11	10	13
Jason Kidd	San Antonio	12/30/10	12	10	13
Jason Kidd	at Philadelphia	3/1/11	13	10	13

Player	Team	Date	Points	Rebounds	Blocks
Shawn Bradley	Portland	4/7/98	22	22	13



OPPONENT TRIPLE-DOUBLES

Player	Team	Date	Points	Rebounds	Assists
M. Richardson	New York	1/16/81	18	18	11
Sam Lacey	Kansas City	2/3/81	14	12	11
Magic Johnson	@ L.A. Lakers	11/8/81	24	18	15
Magic Johnson	@ L.A. Lakers	3/14/82	13	11	13
Magic Johnson*	L.A. Lakers (OT)	5/6/84	14	11	16
Johnny Moore	@ San Antonio	1/3/85	14	18	14
Clyde Drexler*	@ Portland	4/23/85	28	18	10
Peggie Theus	Sacramento (OT)	3/12/86	32	14	15
Magic Johnson	L.A. Lakers	5/4/86	29	15	14
Terry Cummings	@ Milwaukee (OT)	1/16/87	39	15	10
Fat Lever	@ Denver	1/29/87	24	14	10
Larry Bird	Boston	2/18/87	16	12	11
Vern Fleming	Indiana	1/13/88	18	12	12
John Bagley	New Jersey	2/1/88	19	18	10
Magic Johnson	L.A. Lakers	3/6/88	14	18	16
Fat Lever	@ Denver	4/17/88	25	19	13
Fat Lever*	Denver	5/14/88	11	11	12
Magic Johnson	@ L.A. Lakers	3/17/89	31	12	13
Rory Sparrow	@ Miami	4/18/89	24	18	10
Tyrone Corbin	@ Minnesota	1/2/91	10	13	10
Magic Johnson	L.A. Lakers	2/21/91	21	18	12
Willie Anderson	San Antonio	12/17/91	18	12	10
Nick Anderson	Orlando	1/24/92	32	12	10
Mark Jackson	@ L.A. Clippers	12/22/92	21	12	10
Vlade Divac	@ L.A. Lakers	3/10/94	22	17	12
Ron Harper	@ L.A. Clippers	3/11/94	26	18	10
Robert Pack	@ Denver (OT)	11/26/94	21	18	17
Clyde Drexler	@ Houston (OT)	4/11/95	29	11	11
Clyde Drexler	@ Houston	2/13/96	21	14	12
Blue Edwards	@ Vancouver	3/1/96	15	13	11
Larry Johnson	@ Charlotte	3/7/96	21	18	18
Anthony Mason	Charlotte	2/25/97	15	22	10
Jason Kidd	@ Phoenix	1/2/98	28	12	14
Jason Kidd	@ Phoenix	3/15/98	20	13	12
Jason Kidd	@ Phoenix	2/22/99	17	18	12
Chris Webber	@ Sacramento	3/6/00	22	18	11
Mike Bibby	@ Vancouver	4/2/00	14	11	11
John Stockton*	Utah	4/28/01	12	11	18
Chris Webber	@ Sacramento	1/15/03	29	15	11
Rodney White	@ Denver	3/24/03	17	12	10
Anfernee Hardaway	@ Phoenix	4/9/03	10	18	10
Gilbert Arenas	@ Washington	11/5/03	25	12	10
Kevin Gammett	@ Minnesota	12/18/03	36	18	18
Chris Webber*	@ Sacramento	4/20/04	19	13	12
Jason Kidd	New Jersey	1/15/05	18	18	11
Steve Nash*	@ Phoenix	5/18/05	34	13	12
Bons Dew	Phoenix	3/5/06	24	18	18
Hedo Turkoglu	@ Orlando	2/4/08	13	12	13
Chris Paul*	@ New Orleans	4/29/08	24	11	15
Chris Paul	New Orleans	1/14/09	33	18	11
Rajon Rondo	Boston	2/12/09	18	15	14
Fusei Westbrook	@ Oklahoma City	3/2/09	17	18	10
LeBron James*	Miami	6/9/11	17	18	18

Player	Team	Date	Points	Rebounds	Blocks
Dikembe Mutombo	Denver	11/8/94	12	14	11
Hakeem Olajuwon	@ Houston	4/13/96	31	13	10

* Playoffs



LARGEST WINS

Margin	Opponent	Score	Date	Site
50	New York	128-78	1/24/10	New York
45	Golden State	143-104	1/15/85	Oakland
44	San Antonio	126-82	1/27/89	Dallas
44	Seattle	124-80	4/11/85	Tacoma
40*	Houston	116-76	5/7/05	Dallas
40	Sacramento	111-71	11/12/88	Dallas
39	Detroit	114-75	11/9/02	Dallas
38	Utah	126-88	1/22/83	Dallas
37	Detroit	119-82	11/19/05	Dallas
37	Vancouver	120-83	1/25/01	Dallas
36	L.A. Lakers	108-72	3/11/07	Los Angeles
36	San Antonio	104-68	4/7/05	Dallas
36	Houston	131-96	1/18/86	Dallas
34	Denver	132-98	4/18/96	Dallas
34	Washington	127-93	2/25/89	Dallas
33	New Jersey	110-77	1/14/06	Dallas
32	New Orleans	121-89	4/13/11	Dallas
32	L.A. Clippers	118-86	11/4/86	Dallas

* Playoffs

LARGEST LOSSES

Margin	Opponent	Score	Date	Site
58	Sacramento	81-138	12/29/92	Sacramento
48	Houston	68-116	2/4/81	Houston
47	Seattle	70-117	11/25/89	Dallas
45	Portland	75-120	11/17/97	Portland
43*	L.A. Lakers	81-134	4/28/84	Los Angeles
41	Golden State	93-134	4/2/93	Dallas
41	San Antonio	98-140	11/1/81	San Antonio
37	Houston	87-124	11/17/01	Houston
36	Denver	81-127	2/8/18	Denver
36	Atlanta	79-109	12/17/96	Dallas
36	San Antonio	84-119	3/9/93	San Antonio
36	Chicago	88-123	1/26/93	Dallas
36	Utah	78-113	1/4/81	Utah
35	Golden State	92-127	2/24/89	Dallas
36	Seattle	95-130	1/12/89	Seattle
35	Denver	98-133	10/15/80	Denver

* Playoffs

LARGEST HOME WINS

Margin	Opponent	Score	Date
44	San Antonio	126-82	1/27/89
40*	Houston	116-76	5/7/05
40	Sacramento	111-71	11/12/88
39	Detroit	114-75	11/9/02
38	Utah	126-88	1/22/83
37	Detroit	119-82	11/19/05
37	Vancouver	120-83	1/25/01
36	San Antonio	104-68	4/7/05
36	Houston	131-96	1/18/86
34	Denver	132-98	4/18/96
34	Washington	127-93	2/25/89
33	New Jersey	110-77	1/14/06
32	L.A. Clippers	118-86	11/4/86
31	Cleveland	117-86	3/26/05
31	San Antonio	127-96	4/22/88
31	Utah	124-93	2/8/88
31	L.A. Clippers	138-107	2/14/87

* Playoffs

FOUR-POINT PLAYS

Mark Aguirre, @ Denver, 11/25/81
 Mark Aguirre, @ Denver, 11/25/81
 Mark Aguirre, @ Atlanta, 12/27/83
 Mark Aguirre, vs. Milwaukee, 2/24/84
 Rolando Blackman, @ Denver, 1/31/85
 Brad Davis, vs. Houston, 3/14/87
 Brad Davis, vs. Miami, 11/8/88
 Derek Harper, @ Cleveland, 2/13/91
 Rodney McCray, @ Seattle, 12/7/91
 Tony Dumas, vs. Houston, 12/30/95
 Erick Strickland, @ Sacramento, 3/16/97
 Dirk Nowitzki, @ L.A. Lakers, 12/27/99
 Dirk Nowitzki, @ Washington, 1/19/00
 Dirk Nowitzki, @ Utah, 4/24/01*
 Dirk Nowitzki, vs. Utah, 4/7/01

Dirk Nowitzki, vs. Boston, 2/22/01
 Dirk Nowitzki, @ Sacramento, 12/2/01
 Dirk Nowitzki, @ New York, 1/3/02
 Dirk Nowitzki, @ Toronto, 11/6/02
 Michael Finley, vs. Indiana, 12/17/02
 Erick Van Egel, vs. Denver, 2/1/03
 Steve Nash, @ Milwaukee, 2/12/03
 Dirk Nowitzki, @ Seattle, 3/13/03
 Dirk Nowitzki, vs. Sacramento, 5/8/03*
 Dirk Nowitzki, vs. Detroit, 2/7/04
 Dirk Nowitzki, vs. Indiana, 1/8/05
 Dirk Nowitzki, vs. Chicago, 2/8/05
 Jason Terry, vs. Orlando, 12/16/05
 Dirk Nowitzki, vs. Minnesota, 12/18/05
 Dirk Nowitzki, at Houston, 1/18/06

Darrell Armstrong, at Golden State, 4/12/06
 Jerry Stackhouse, vs. Miami, 6/11/06*
 Josh Howard, vs. Miami, 6/11/06*
 Jason Terry, vs. L.A. Clippers, 12/22/06
 Josh Howard, vs. Charlotte, 12/26/06
 Josh Howard, at New Orleans, 3/27/07
 Josh Howard, vs. Washington, 11/26/07
 Jerry Stackhouse, vs. New Jersey, 3/8/08
 Dirk Nowitzki, at Seattle, 4/15/08
 Josh Howard, vs. Phoenix, 4/5/09
 Jason Terry, vs. Boston, 11/8/10
 Dirk Nowitzki, at Oklahoma City, 11/24/10
 DeShawn Stevenson, at New Jersey, 1/22/11

* Playoffs

SCORING MONTHS

Player	Month/Year	G	Pts.	Avg.
Mark Aguirre	Dec. 1983	15	485	32.3
Mark Aguirre	Jan. 1984	14	427	30.5
Dirk Nowitzki	Apr. 2009	8	242	30.3
Dirk Nowitzki	Apr. 2003	9	271	30.1
Dirk Nowitzki	Mar. 2005	17	510	30.0
Jim Jackson	Nov. 1994	11	328	29.8
Mark Aguirre	Feb. 1984	16	465	29.1
Mark Aguirre	Nov. 1983	13	375	28.8

POINTS-PER-MINUTE GAMES

Player	Points	Mins	PPM	Opponent	Date
Mark Aguirre	38	23	13	@ Denver	1/29/87
Rodrigue Beaubois	40	30	10	@ Golden State	3/27/10
Austin Croshere	34	24	10	vs. Seattle	1/30/07
Dirk Nowitzki	51	41	10	vs. Golden State	3/23/06
Mark Aguirre	43	33	10	@ New Jersey	3/24/87
Mark Aguirre	49	39	10	vs. Philadelphia	1/28/85
Mark Aguirre	45	36	9	vs. Washington	2/22/85

YOUNGEST MAVERICKS

Player	Born	First Appeared	Age
Bruno Sundov	2/10/80	4/21/98	19 years, 2 months, 11 days
Faver Podkolzin	1/15/85	3/19/05	20 years, 2 months, 4 days
Dannell Harvey	8/26/80	12/8/00	20 years, 3 months, 11 days
Dirk Nowitzki	6/19/78	2/5/99	20 years, 7 months, 17 days
Samaki Walker	2/25/76	11/12/96	20 years, 8 months, 15 days
Jamal Mashburn	11/29/72	11/5/93	20 years, 11 months, 6 days
Jason Kidd	3/23/73	11/5/95	21 years, 7 months, 13 days
Rodrigue Beaubois	2/24/88	10/30/09	21 years, 8 months, 6 days
Devin Harris	2/27/83	11/2/04	21 years, 8 months, 6 days
Mark Aguirre	12/10/59	10/30/81	21 years, 10 months, 20 days
Roy Turpley	11/22/84	10/31/06	21 years, 11 months, 9 days

OLDEST MAVERICKS

Player	Born	Last Appeared	Age
Kevin Willis	9/6/62	4/18/07	44 years, 7 months, 12 days
Dennis Rodman	5/13/61	3/7/00	38 years, 9 months, 25 days
Johnny Newman	11/28/63	5/9/02	38 years, 5 months, 11 days
Jason Kidd	3/23/73	6/12/09	38 years, 2 months, 20 days
Avery Johnson	3/25/65	4/16/03	38 years, 22 days
Darrell Armstrong	6/22/68	6/15/06	37 years, 11 months, 24 days
Alex English	1/5/64	4/21/91	37 years, 3 months, 16 days
John Williams	8/9/62	5/3/99	36 years, 8 months, 25 days
Eddie Jones	10/20/71	4/27/08	36 years, 6 months, 7 days
Scott Williams	3/21/68	4/26/04	36 years, 1 month, 5 days
Brad Davis	12/17/55	1/14/92	36 years, 28 days
Mark Bryant	4/25/65	5/1/01	36 years, 6 days
Danny Manning	5/17/66	3/3/02	35 years, 9 months, 14 days

**SEASON-OPENING GAMES (18-13)**

Date	Score	Site	Attend.
10/11/80	Dallas 103, San Antonio 92	Reunion Arena	10,373
10/30/81	Utah 105, Dallas 89	Salt Palace	6,709
10/29/82	Dallas 125, Denver 117	McNichols Arena	12,099
10/29/83	Dallas 120, Phoenix 103	Reunion Arena	11,019
10/27/84	Houston 121, Dallas 111	Reunion Arena	17,007
10/26/85	Dallas 101, Seattle 95	Reunion Arena	17,007
10/31/86	Dallas 103, Utah 77	Reunion Arena	16,682
11/6/87	Dallas 95, Utah 93	Reunion Arena	17,007
11/4/88	L.A. Lakers 116, Dallas 113	Reunion Arena	17,007
11/3/88	L.A. Lakers 102, Dallas 94	Reunion Arena	17,007
11/2/90	Minnesota 98, Dallas 85	Target Center	19,006
11/1/91	San Antonio 140, Dallas 99	HemisFair Arena	16,057
11/7/92	Utah 122, Dallas 106	Reunion Arena	12,514
11/5/93	Utah 106, Dallas 86	Delta Center	19,911
11/5/94	Dallas 112, New Jersey 103	Reunion Arena	17,502
11/3/95	Dallas 103, San Antonio 97	Alamodome	28,821
11/1/96	Dallas 92, Denver 81	McNichols Arena	16,104
10/31/97	Dallas 90, Vancouver 88	GM Place	17,021
2/5/98	Seattle 92, Dallas 86 (OT)	Koy Arena	17,072
11/2/99	Dallas 108, Golden State 96	Reunion Arena	12,848
10/31/00	Dallas 97, Milwaukee 93	Reunion Arena	16,600
10/30/01	Dallas 94, Detroit 87	American Airlines Center	19,200
10/30/02	Dallas 119, Memphis 108	The Pyramid	16,638
10/28/03	L.A. Lakers 109, Dallas 93	STAPLES Center	18,997
11/2/04	Dallas 107, Sacramento 98	American Airlines Center	20,041
11/1/05	Dallas 111, Phoenix 108 (2OT)	American Airlines Center	17,961
11/2/06	San Antonio 97, Dallas 91	American Airlines Center	20,416
10/31/07	Dallas 92, Cleveland 74	Quicken Loans Arena	20,562
10/30/08	Houston 112, Dallas 102	American Airlines Center	20,066
10/27/09	Washington 102, Dallas 91	American Airlines Center	19,871
10/27/10	Dallas 107, Charlotte 85	American Airlines Center	19,440

HOME OPENER GAMES (19-12)

Date	Score	Site	Attend.
10/11/80	Dallas 103, San Antonio 92	Reunion Arena	10,373
10/31/81	Dallas 95, Kansas City 89	Reunion Arena	7,865
10/30/82	Utah 128, Dallas 123	Reunion Arena	9,203
10/29/83	Dallas 120, Phoenix 103	Reunion Arena	11,019
10/27/84	Houston 121, Dallas 111	Reunion Arena	17,007
10/26/85	Dallas 101, Seattle 95	Reunion Arena	17,007
10/31/86	Dallas 103, Utah 77	Reunion Arena	16,682
11/6/87	Dallas 95, Utah 93	Reunion Arena	17,007
11/4/88	L.A. Lakers 116, Dallas 113	Reunion Arena	17,007
11/3/88	L.A. Lakers 102, Dallas 94	Reunion Arena	17,007
11/3/90	Dallas 140, Denver 110	Reunion Arena	17,007
11/2/91	L.A. Lakers 114, Dallas 113 (OT)	Reunion Arena	17,502
11/7/92	Utah 122, Dallas 106	Reunion Arena	12,514
11/6/93	Golden State 93, Dallas 89	Reunion Arena	13,195
11/5/94	Dallas 112, New Jersey 103	Reunion Arena	17,502
11/4/95	Dallas 99, Golden State 84	Reunion Arena	17,502
11/2/96	Sacramento 107, Dallas 94	Reunion Arena	18,042
11/4/97	Dallas 92, Vancouver 87	Reunion Arena	14,295
2/9/98	Utah 90, Dallas 70	Reunion Arena	17,070
11/2/99	Dallas 108, Golden State 96	Reunion Arena	12,848
10/31/00	Dallas 97, Milwaukee 93	Reunion Arena	16,600
10/30/01	Dallas 94, Detroit 87	American Airlines Center	19,200
11/2/02	Dallas 97, Phoenix 83	American Airlines Center	19,783
11/1/03	Dallas 127, Utah 102	American Airlines Center	19,923
11/2/04	Dallas 107, Sacramento 98	American Airlines Center	20,041
11/5/05	Dallas 103, San Antonio 84	American Airlines Center	20,458
11/2/06	San Antonio 97, Dallas 91	American Airlines Center	20,416
11/3/07	Dallas 123, Sacramento 102	American Airlines Center	20,443
10/30/08	Houston 112, Dallas 102	American Airlines Center	20,066
10/27/09	Washington 102, Dallas 91	American Airlines Center	19,871
10/27/10	Dallas 101, Charlotte 85	American Airlines Center	19,440




DALLAS MAVERICKS RECORDS



INDIVIDUAL RECORDS.....	233
TEAM HIGHS.....	235
TEAM LOWS.....	236
MISCELLANEOUS RECORDS.....	237
ROOKIE LEADERS.....	238
OPPONENT PLAYER HIGHS.....	239
OPPONENT HIGHS/LOWS.....	240

AMERICAN AIRLINES CENTER RECORDS.....	241
TWO-TEAM HIGHS/LOWS.....	245



POINTS

Career	22,792	Dirk Nowitzki 1998-99 through 2010-11
Season	2,338	Mark Aguirre (29.5) 1983-84
Game	53	Dirk Nowitzki vs. Houston (OT) 12/2/04
	51	Dirk Nowitzki vs. Golden State 3/23/06
Half	32	Mark Aguirre vs. Denver (1st) 3/24/84
Period	29	Dirk Nowitzki vs. Utah (4th) 11/3/09
Overtime	14	Dirk Nowitzki vs. Chicago (1st) 2/7/09

FIELD GOALS

Career	7,958	Dirk Nowitzki (7,958-16,713) 1998-99 through 2010-11
Season	925	Mark Aguirre (925-1,765) 1983-84
Game	21	Mark Aguirre vs. Denver (21-33) 3/24/84
Half	14	Mark Aguirre vs. Denver (1st) (14-20) 3/24/84
Period	11	Mark Aguirre vs. Denver (1st) (11-14) 3/24/84
Overtime	5	Dirk Nowitzki vs. Chicago (1st) (5-7) 2/7/09

CONSECUTIVE FIELD GOALS

- 14 Erick Dampier (6-6) vs. Atlanta 12/29/07; (5-5) vs. Golden State 1/2/08, (3-3) vs. Detroit 1/9/08
- 13 James Donaldson: Last 2 vs. Houston (4/15/87), (5-5) at Houston (4/17/87); first 6 at Dallas 4/18/87
- Jay Vincent at New York 2/16/82

FIELD GOAL ATTEMPTS

Career	16,713	Dirk Nowitzki (7,958-16,713) 1998-99 through 2010-11
Season	1,765	Mark Aguirre (925-1,765) 1983-84
Game	40	Mark Aguirre vs. Golden State (18-40) 11/14/81
Half	22	Michael Finley at Detroit (1st) (10-22) 11/27/02
	22	Mark Aguirre vs. Golden State (1st) (11-22) 11/14/81
Period	15	Mark Aguirre vs. Boston (2nd) (7-15) 11/27/84
Overtime	7	Dirk Nowitzki vs. Chicago (1st) (5-7) 2/7/09
	7	Michael Finley at Indiana (2nd) (1-7) 2/13/98
	7	Jamal Mashburn at Houston (1st) (2-7) 4/11/95
	7	Jamal Mashburn at Houston (2nd) (3-7) 4/11/95

FIELD GOAL PERCENTAGE

Career	591	Enck Dampier (1,075-1,818) 2004-05 through 2009-10
Season	654	Tyson Chandler (268-407) 2010-11
Game	1,000	Several times. Most made without a miss:
	8	Drew Gooden at Denver 12/27/09
	8	Davin Harris vs. San Antonio 11/5/05
	9	Adnan Griffin vs. Memphis 3/1/03
	8	James Donaldson vs. San Antonio 3/26/88
Half	1,000	Several times. Most made without a miss:
	9	Steve Nash at Toronto (1st) 1/5/01
	9	Geoff Huston at Denver (1st) 12/10/80
Period	1,000	Several times. Most made without a miss:
	9	Jay Vincent vs. Boston (3rd) 3/2/82
	9	Jay Vincent at New York (3rd) 2/16/82
Overtime	1,000	Several times. Most made without a miss:
	4	George McCloud vs. Seattle (1st) 12/12/95
	4	Steve Nash at Sacramento (1st) 3/16/03

3-POINT FIELD GOALS

Career	1,197	Dirk Nowitzki (1,197-3,145) 1998-99 through 2010-11
Season	257	George McCloud (257-678) 1995-96
Game	10	George McCloud vs. Phoenix (10-12) (OT) 12/16/95
	9	Rodrigue Beaubois at Golden State (9-11) 3/27/10
Half	7	Jason Terry vs. L.A. Lakers (2nd) (7-11) 3/15/09
	7	George McCloud vs. Philadelphia (2nd) (7-11) 2/27/96
Period	6	Dennis Scott vs. Golden State (2nd) (6-9) 11/20/97
	6	George McCloud at Vancouver (3rd) (6-7) 3/1/96
	6	George McCloud vs. Phoenix (3rd) (6-6) 12/16/95
Overtime	4	George McCloud vs. Seattle (1st) (4-4) 12/12/95

CONSECUTIVE GAMES WITH 3-PT FG

47 Jason Terry from 12/10/05 to 3/28/06

NON-STARTING 3-POINT FIELD GOALS

10 Brad Davis from 1/23/88 to 2/3/88
 10 Michael Finley (8-8) vs. Cleveland 3/26/05 and (1st 2) at Detroit 3/28/05

3-POINT FIELD GOAL ATTEMPTS

Career	3,145	Dirk Nowitzki (1,197-3,145) 1998-99 through 2010-11
Season	678	George McCloud (257-678) 1995-96
Game	20	George McCloud vs. New Jersey (7-20) 3/5/96
Half	11	Jason Terry vs. L.A. Lakers (2nd) (7-11) 3/15/09
	11	George McCloud vs. San Antonio (2nd) (4-11) 3/29/96
	11	George McCloud vs. Philadelphia (2nd) (7-11) 2/27/96
Period	10	George McCloud vs. San Antonio (4th) (4-10) 3/29/96
Overtime	4	Jason Terry at New Orleans (1st) (2-4) 11/4/09
	4	George McCloud vs. Seattle (1st) (4-4) 12/12/95

3-POINT FIELD GOAL PERCENTAGE

Career	48.3	Brian Cardinal (42-87) 2010-11
Season	49.1	Hubert Davis (82-167) 1999-2000
Game	1,000	Several times. Most made without a miss:
	8	Michael Finley vs. Cleveland 3/26/05

FREE THROWS

Career	5,679	Dirk Nowitzki (5,679-6,479) 1998-99 through 2010-11
Season	615	Dirk Nowitzki (615-708) 2004-05
Game	22	Polando Blackman at New Jersey (22-23) 2/17/86
Half	15	Dirk Nowitzki vs. Utah (2nd) (15-16) 11/3/09
Period	14	Dirk Nowitzki vs. Utah (4th) (14-14) 11/3/09
Overtime	6	Michael Finley at Vancouver (1st) (6-6) 2/6/00

NON-STARTING FREE THROWS MADE

82 Dirk Nowitzki 3/29/10-4/14/10
 74 Dirk Nowitzki 3/4/11 through 3/27/11
 60 Dirk Nowitzki 12/23/05 through 1/6/06
 49 Dirk Nowitzki 12/31/08 through 1/14/09
 49 Steve Nash 12/2/02 through 12/20/02

FREE THROW ATTEMPTS

Career	6,476	Dirk Nowitzki (5,679-6,476) 1998-99 through 2010-11
Season	708	Dirk Nowitzki (615-708) 2004-05
Game	23	Polando Blackman at New Jersey (22-23) 2/17/86
Half	16	Dirk Nowitzki vs. Utah (2nd) (15-16) 11/3/09
Period	14	Dirk Nowitzki vs. Utah (4th) (14-14) 11/3/09
Overtime	7	Jason Terry at Phoenix (1st) (4-7) 11/1/05

FREE THROW PERCENTAGE

Career	898	Steve Nash (1,142-1,272) 1998-99 through 2003-04
Season	916	Steve Nash (230-251) 2003-04
Game	1,000	Several times. Most made without a miss:
	17	Dirk Nowitzki at Portland 4/9/10
Half	1,000	Several times. Most made without a miss:
	14	Josh Howard vs. L.A. Clippers (2nd) 3/25/08
	14	Jay Vincent vs. San Antonio (1st) 3/19/85
Period	1,000	Several times. Most made without a miss:
	14	Dirk Nowitzki vs. Utah (4th) 11/3/09
Overtime	1,000	Several times. Most made without a miss:
	6	Michael Finley at Vancouver (1st) 2/6/00

REBOUNDS

Career	8,315	Dirk Nowitzki 1998-99 through 2010-11
Season	973	James Donaldson (11.9) 1988-89
Game	28	Popeye Jones vs. Indiana 1/9/96
Half	17	Dirk Nowitzki vs. Phoenix (2nd) 3/5/02
	17	Popeye Jones vs. L.A. Clippers (2nd) 4/6/96
Period	14	Tyson Chandler vs. Minnesota (3rd) 12/1/10
Overtime	5	Kurt Nimphius at Kansas City (1st) 1/10/85

OFFENSIVE REBOUNDS

Career	1,296	James Donaldson 1985-86 through 1991-92
Season	360	Roy Tarpley 1987-88
Game	12	Erick Dampier vs. L.A. Lakers 11/11/88
	12	Jim Jackson vs. Vancouver (2OT) 12/28/96
	12	Lorenzo Williams vs. Golden State 4/10/95
	12	Popeye Jones vs. Denver 11/8/94
	12	Popeye Jones at L.A. Lakers 3/10/94
	12	Popeye Jones vs. New Jersey 11/9/93
	12	Roy Tarpley vs. Milwaukee 4/1/90
	12	Roy Tarpley vs. Indiana 1/13/88
Half	9	James Donaldson vs. Phoenix (1st) 12/11/87
Period	8	Kurt Nimphius vs. Utah (2nd) 1/22/83
Overtime	3	Erick Dampier vs. Phoenix (2nd) 3/14/87
	3	Shawn Bradley vs. Cleveland (1st) 1/27/98
	3	Popeye Jones vs. Denver (1st) 11/24/95
	3	Sam Perkins vs. Denver (1st) 12/30/89

DEFENSIVE REBOUNDS

Career	7,116	Dirk Nowitzki 1998-99 through 2010-11
Season	710	Dirk Nowitzki 2002-03
Game	22	James Donaldson vs. Portland (3OT) 12/29/89
	21	Dirk Nowitzki vs. Sacramento 2/23/02
Half	16	Dirk Nowitzki vs. Phoenix (2nd) 3/5/02
Period	10	Tyson Chandler vs. Minnesota (3rd) 12/1/10
	10	Dirk Nowitzki vs. Phoenix (4th) 3/5/02
	10	Popeye Jones vs. L.A. Clippers (3rd) 4/6/96
Overtime	4	Jason Kidd vs. Atlanta (1st) 2/26/10
	4	James Donaldson vs. Utah (1st) 11/23/91
	4	Kurt Nimphius at Kansas City (1st) 1/10/85

ASSISTS

Career	5,111	Derek Harper 1983-84 through 1993-94 and 1996-97
Season	783	Jason Kidd (9.7) 1995-96
Game	25	Jason Kidd vs. Utah (2OT) 2/8/96
	20	Jason Kidd vs. Phoenix 4/5/09
Half	16	Jason Kidd vs. Phoenix (1st) 4/5/09
Period	10	Brad Davis vs. San Antonio (2nd) 3/18/86
Overtime	5	Jason Kidd vs. Seattle (1st) 12/12/95

BLOCKED SHOTS

Career	1,250	Shawn Bradley 1996-97 through 2004-05
Season	228	Shawn Bradley 2000-01
Game	13	Shawn Bradley vs. Portland 4/7/98
Half	8	Shawn Bradley vs. L.A. Lakers (2nd) 3/4/97
Period	6	Shawn Bradley vs. L.A. Lakers (3rd) 3/4/97
Overtime	2	Dirk Nowitzki vs. Toronto (1st) 2/25/06
	2	Dirk Nowitzki at Denver (1st) 1/6/06
	2	Oliver Miller at Orlando (1st) 12/2/96
	2	Sam Perkins at Houston (1st) 11/15/88

ITALY

Career	1,557	Derek Harper 1983-84 through 1993-94 and 1996-97
Season	187	Derek Harper 1989-90
Game	10	Michael Finley vs. Philadelphia 1/23/01
Half	#8	Michael Finley vs. Philadelphia (1st) 1/23/01
Period	5	Several times. Most recently: Michael Finley vs. Philadelphia (1st) 1/23/01
Overtime	2	Greg Buckner at New York (1st) 2/7/01
	2	Shawn Bradley at Vancouver (1st) 2/6/00
	2	Jason Kidd vs. Utah (1st) 2/8/96
	2	Derek Harper vs. Denver (1st) 12/30/89
	2	Sam Perkins vs. Golden State (1st) 2/21/87

FOULS

Career	2,558	Dirk Nowitzki 1998-99 through 2010-11
Season	313	Roy Tarpley 1987-88
Game	6	Several times
Half	6	Several times. Most recently: Dirk Nowitzki at Atlanta (2nd) 12/22/04
Period	6	Antawn Jamison at L.A. Lakers (4th) 12/12/03
	6	Scott Lloyd at Denver (4th) 1/15/82
Overtime	3	Several times. Most recently: Jose Barea vs. Atlanta (1st) 2/26/10

DISQUALIFICATIONS

Career	37	Shawn Bradley 1996-97 through 2004-05
Season	12	Deug Smith 1992-93

TURNOVERS

Career	1,904	Dirk Nowitzki 1998-99 through 2010-11
Season	334	Jim Jackson 1993-94
Game	10	Jim Jackson at Phoenix 3/25/94
	10	Mark Aguirre vs. Philadelphia (2OT) 2/15/84
	10	Mark Aguirre vs. Milwaukee 3/4/83
Half	7	Antawn Walker vs. Toronto (1st) 11/6/03
	7	Jason Kidd vs. L.A. Clippers (2nd) 1/30/96
	7	Jim Jackson at Phoenix (2nd) 3/25/94
Period	6	Jason Kidd vs. L.A. Clippers (4th) 1/30/96
	6	Jason Kidd at Sacramento (3rd) 1/23/96
Overtime	3	Jason Terry vs. Phoenix (2nd) 3/14/07
	3	Sean Rooks at L.A. Lakers (1st) 2/8/93

MINUTES

Career	36,235	Dirk Nowitzki 1998-99 through 2010-11
Season	3,464	Michael Finley 1999-2000
Game (REG)	48	Marquiss Daniels, twice. Most recently: at Houston 4/14/04
	48	Michael Finley, 37 times. Most recently: vs. New York 2/10/04
	48	Dirk Nowitzki, 7 times. Most recently: at Phoenix 1/17/03
	48	11 other players who are no longer with Dallas, 15 times
Game (OT)	53	Michael Finley at New York 1/12/04
	53	Michael Finley at Milwaukee 3/26/02
	53	Dennis Scott at Milwaukee 12/30/97
Game (2OT)	57	Dirk Nowitzki vs. Phoenix 3/14/07
	57	Michael Finley at Indiana 2/5/02
	57	Michael Finley at New York 2/7/01
	57	Michael Finley at Indiana 2/13/98
Game (3OT)	58	James Donaldson vs. Portland 12/29/89



POINTS

Table with 2 columns: Statistic and Value. Rows include Season (9,567), Game (OT) (156), Game (149), 1st Half (85), 2nd Half (87), 1st Period (46), 2nd Period (49), 3rd Period (46), 4th Period (51), and Overtime (23).

(116.7 ppg) 1986-87 at Houston (147) (20T) 4/11/95 at Golden State (104) 1/15/85 vs. Denver (139) 1/14/83 vs. Denver (75) 1/14/83 at Golden State (59) 1/15/85 vs. Seattle (24) 3/22/92 vs. Seattle (36) 3/11/87 at New Jersey (22) 12/2/09 vs. San Antonio (32) 2/26/04 at Golden State (28) 1/15/85 at Houston (23) (1st) 4/11/95 at L.A. Lakers (8) (1st) 12/12/90

FIELD GOALS

Table with 2 columns: Statistic and Value. Rows include Season (3,674), Game (65), Half (37), Period (21), and Overtime (7).

1982-83 vs. Denver (65-102) 1/14/83 vs. Denver (1st) (37-52) 1/14/83 at Golden State (4th) (21-29) 1/15/85 vs. Chicago (1st) (7-9) 2/7/09 vs. Seattle (1st) (7-9) 12/12/95 at L.A. Lakers (1st) (7-8) 12/12/90

FIELD GOAL ATTEMPTS

Table with 2 columns: Statistic and Value. Rows include Season (7,550), Game (OT) (128), Game (114), Half (114), Period (60), and Overtime (17).

1982-83 at Houston (55-128) (20T) 4/11/95 at Charlotte (44-114) 11/17/92 vs. San Antonio (50-114) 4/16/83 vs. Denver (47-114) 4/8/83 at Minnesota (25-50) (1st) 3/3/04 vs. Denver (1st) (27-60) 4/8/83 at Charlotte (16-34) (4th) 11/17/92 vs. L.A. Lakers (1st) (6-17) 11/2/91

FIELD GOAL PERCENTAGE

Table with 2 columns: Statistic and Value. Rows include Season (501), Game (677), Half (806), Period (900), and Overtime (1,000).

(3.631-7.254) 1985-86 at San Diego (44-65) 3/24/83 at New Jersey (1st) (29-38) 12/2/09 at San Antonio (3rd) (18-20) 1/16/91 vs. New York (1st) (5-5) 3/22/91

3-POINT FIELD GOALS

Table with 2 columns: Statistic and Value. Rows include Season (#735), Game (18), Half (18), Period (9), and Overtime (5).

(735-2,039) 1995-96 at Atlanta (18-40) 1/15/02 vs. New Jersey (18-49) 3/5/96 at Denver (18-37) 2/29/96 at Denver (1st) (12-21) 2/29/96 at Vancouver (3rd) (9-20) 3/1/96 vs. Seattle (1st) (5-6) 12/12/95

3-POINT FIELD GOAL ATTEMPTS

Table with 2 columns: Statistic and Value. Rows include Season (#2,039), Game (449), Half (27), Period (20), and Overtime (10).

(735-2,039) 1995-96 vs. New Jersey (18-49) 3/5/96 at Vancouver (2nd) (11-27) 3/1/96 at Vancouver (3rd) (9-20) 3/1/96 at Houston (2nd) (4-10) 4/11/95

3-POINT FIELD GOAL PERCENTAGE

Table with 2 columns: Statistic and Value. Rows include Season (391) and Game (1,000).

(519-1,326) 1999-2000 Several times. Most made without a miss: 3 at Houston 2/19/85

FREE THROWS

Table with 2 columns: Statistic and Value. Rows include Season (2,148), Game (51), Half (32), Period (23), and Overtime (12).

(2,148-2,717) 1986-87 at Seattle (51-58) 11/6/86 at New Jersey (51-58) 2/17/86 at Milwaukee (2nd) (32-38) 1/16/87 at Seattle (3rd) (23-26) 11/6/86 vs. Minnesota (1st) (12-13) 2/8/94

FREE THROW ATTEMPTS

Table with 2 columns: Statistic and Value. Rows include Season (2,717), Game (58), Half (38), Period (30), and Overtime (13).

(2,148-2,717) 1986-87 at Seattle (51-58) 11/6/86 at New Jersey (51-58) 2/17/86 at Milwaukee (2nd) (32-38) 1/16/87 vs. Toronto (4th) (18-30) 2/25/96 vs. Minnesota (1st) (12-13) 2/8/94

FREE THROW PERCENTAGE

Table with 2 columns: Statistic and Value. Rows include Season (829), Game (1,000), Half (1,000), Period (1,000), and Overtime (1,000).

(1485-1793) 2002-03 Several times. Most made without a miss: 29 vs. Washington 11/26/07 Several times. Most made without a miss: 24 at Cleveland (2nd) 12/22/85 Several times. Most made without a miss: 18 at Golden State (4th) 2/23/87 18 vs. Utah (4th) 11/3/09 Several times. Most made without a miss: 8 at Vancouver (1st) 2/6/00 8 at Seattle (1st) 11/14/89

CONSECUTIVE FREE THROWS MADE

Table with 2 columns: Statistic and Value. Row includes 45.

Last 8 vs. Chicago 1/27/86 and first 37 vs. San Antonio 1/29/85

REBOUNDS

Table with 2 columns: Statistic and Value. Rows include Season (3,947), Game (20T) (76), Game (OT) (68), Game (66), Half (66), Period (39), and Overtime (10).

1994-95 vs. Vancouver (20T) 12/28/95 vs. Orlando (OT) 1/18/01 vs. Indiana 1/9/96 vs. Sacramento 11/12/88 at Denver (1st) 4/23/89 vs. Utah (2nd) 1/22/83 at New York (1st) 11/15/88 vs. Golden State (1st) 3/19/98

OFFENSIVE REBOUNDS

Table with 2 columns: Statistic and Value. Rows include Season (1,514), Game (20T) (37), Game (33), Half (20), Period (13), and Overtime (7).

1994-95 vs. Vancouver 12/28/95 vs. Indiana 1/9/96 vs. Minnesota (1st) 3/10/03 vs. Denver (2nd) 1/8/94 vs. Orlando (4th) 1/18/01 at Orlando (3rd) 1/30/95 vs. L.A. Lakers (4th) 3/2/85 vs. Utah (2nd) 1/22/83 at Houston (1st) 4/11/95

DEFENSIVE REBOUNDS

Table with 2 columns: Statistic and Value. Rows include Season (2,643), Game (49), Half (49), Period (18), and Overtime (8).

2007-08 vs. L.A. Lakers 11/19/02 vs. Sacramento 11/12/88 vs. Cleveland (1st) 3/2/95 vs. L.A. Lakers (2nd) 11/19/02 at Houston (1st) 4/11/11 vs. Atlanta (1st) 2/26/10 at New York (1st) 11/16/88 vs. Utah (1st) 1/23/91

ASSISTS

Table with 2 columns: Statistic and Value. Rows include Season (2,227), Game (45), Half (28), Period (17), and Overtime (6).

1982-83 vs. Denver 1/14/83 vs. Denver (1st) 1/14/83 vs. San Antonio (1st) 3/26/88 vs. Seattle (1st) 12/12/95

FOULS

Table with 2 columns: Statistic and Value. Rows include Season (2,302), Game (43), Half (26), Period (#19), and Overtime (9).

1992-93 vs. Miami 12/8/92 at Detroit (2nd) 12/10/82 at Denver (4th) 1/15/82 at Houston (1st) 4/11/95

DISQUALIFICATIONS

Season	40	1981-82
Game	4	at Utah 10/31/80 (Spanarkel, LaGarde, Allums, Boynes)

STEALS

Season	767	1993-94
Game	26	at Houston 3/7/04
Half	14	vs. Washington (1st) 1/21/94
Period	9	at Golden State (1st) 12/2/00
	9	at Phoenix (2nd) 1/18/94
Overtime	4	vs. Utah (1st) 2/8/96

POINTS

Season	4,581	(91.6 avg.) 1998-99 (50 Games)
	7,431	(90.6 avg.) 1996-97
Game	62	vs. Milwaukee (83) 11/22/97
1st Half	24	at Indiana (34) 2/13/98
2nd Half	23	at Philadelphia (34) 2/11/08
1st Period	9	at New York (23) 1/7/97
	9	at San Antonio (33) 3/9/93
	9	at Detroit (31) 11/8/80
2nd Period	10	at Portland (20) 2/15/99
	10	at Philadelphia (25) 12/6/95
	10	at Orlando (22) 2/8/95
3rd Period	8	at L.A. Lakers (27) 4/6/97
4th Period	9	at Golden State (23) 2/7/99
	9	at San Antonio (30) 1/16/91
	9	at Minnesota (16) 12/13/89
Overtime	2	at Seattle (8) (1st) 2/5/99

FIELD GOALS

Season	1,749	(1,749-4,033) 1998-99 (50 Games)
	2,813	(2,813-6,452) 1996-97
Game	20	at Utah (20-68) 2/26/99
Half	6	at Utah (2nd) (6-33) 3/5/97
Period	0	at L.A. Lakers (3rd) (0-15) 4/6/97
Overtime	0	vs. Sacramento (1st) (0-6) 2/27/03

FIELD GOAL ATTEMPTS

Season	4,033	(1,749-4,033) 1998-99 (50 Games)
	6,375	(2,948-6,375) 2005-06
Game	61	vs. Minnesota (29-61) 3/30/90
Half	25	vs. Minnesota (16-25) (2nd) 4/17/91
	25	vs. Minnesota (14-25) (2nd) 3/30/90
Period	8	vs. Minnesota (5-8) (4th) 4/17/91
Overtime	4	vs. Vancouver (1st) (1-4) 12/28/95
	4	vs. San Antonio (1st) (2-4) 3/13/84

FIELD GOAL PERCENTAGE

Season	42.0	(3,124-7,431) 1995-96
Game	27.4	at Detroit (22-81) 11/8/80
Half	18.1	at Utah (2nd) (6-33) 3/5/97
Period	0.0	at L.A. Lakers (3rd) (0-15) 4/6/97
Overtime	0.0	at Sacramento (1st) (0-6) 2/27/03

3-POINT FIELD GOALS

Season	42	(42-184) 1983-84
Game	0	Several times

3-POINT FIELD GOAL ATTEMPTS

Season	165	(46-165) 1980-81
Game	0	Several times

3-POINT FIELD GOAL PERCENTAGE

Season	22.8	(42-184) 1983-84
Game	0.0	Most attempted without any made: 10 at Seattle 11/1/97

TURNOVERS

Season	1,459	1992-93
Game	32	at Denver 10/15/80
Half	20	at Indiana (1st) 1/21/84
Period	13	vs. Boston (2nd) 2/21/02
Overtime	6	at Milwaukee (1st) 1/16/87

BLOCKED SHOTS

Season	492	2008-01
Game	16	vs. Portland 4/7/98
Half	10	vs. Philadelphia (2nd) 1/29/05
	10	vs. Portland (1st) 4/7/98
	10	at L.A. Clippers (2nd) 4/11/87
Period	8	vs. Philadelphia (2nd) 12/5/96
Overtime	2	Several times. Most recently: vs. Toronto (1st) 2/25/06

FREE THROWS

Season	881	(881-1,210) 1998-99 (50 games)
	1,308	(1,308-1,738) 1997-98
Game	3	vs. Sacramento (3-6) 2/16/11
Half	0	Several times
Period	0	Several times
Overtime	0	Several times

FREE THROW ATTEMPTS

Season	1,210	1998-99 (50 games)
	1,738	1997-98
Game	5	at San Antonio (5-5) 11/4/08
	5	vs. Milwaukee (5-5) 11/9/95
Half	0	Several times
Period	0	Several times
Overtime	0	Several times

FREE THROW PERCENTAGE

Season	70.5	(1,530-2,171) 1992-93
Game	31.3	vs. Utah (5-16) 2/1/92
Half	0.0	Several times
Period	0.0	Several times
Overtime	0.0	Several times

REBOUNDS

Season	2,123	1998-99 (50 games)
	3,286	1980-81
Game	24	at Cleveland 11/28/09
	24	at Utah 1/28/04
	24	at Vancouver 2/27/01
	24	at Chicago 3/3/93
	24	at San Antonio 11/1/91
Half	7	at L.A. Lakers (2nd) 2/4/86
Period	1	at Portland (3rd) 3/28/03
Overtime	0	vs. Utah (1st) 2/8/96
	0	vs. Houston (2nd) 4/6/85

OFFENSIVE REBOUNDS

Season	645	1998-99 (50 games)
	780	2010-11
Game	2	at Portland 2/13/02
	2	at Miami 3/7/01
	2	at Houston 3/10/98
Half	0	Several times
Period	0	Several times
Overtime	0	Several times

DEFENSIVE REBOUNDS

Season	1,478	1998-99 (50 games)
	2,150	1993-94
Game	13	vs. San Antonio 1/15/94
Half	3	at Portland (2nd) 12/20/96
	3	vs. Utah (2nd) 11/13/93
	3	vs. Boston (2nd) 3/3/81
Period	0	Several times
Overtime	0	vs. Utah (1st) 2/8/96
	0	vs. Houston (2nd) 4/6/85



ASSISTS

Season	921	1998-99 (50 games)
	1,473	2005-06
Game	6	vs. L.A. Clippers 4/19/06
	6	at New Jersey 2/10/98
Half	1	vs. Utah (2nd) 12/20/02
Period	0	Several times. Most recently: at Houston (3rd) 11/19/08
Overtime	0	Several times

FAULS

Season	1,065	1998-99 (50 games)
	1,575	2010-11
Game	#5	at San Antonio 11/20/99
Half	2	at San Antonio (2nd) 11/20/99
	2	vs. Chicago 11/27/99
	2	at Seattle (1st) 1/7/85
Period	0	Several times
Overtime	0	Several times

DISQUALIFICATIONS

Season	7	2010-11
--------	---	---------

STEALS

Season	352	1998-99 (50 games)
	490	2007-08
Game	0	at Detroit 11/15/01
	0	at Phoenix 4/12/84
Half	0	Several times
Period	0	Several times
Overtime	0	Several times

TURNOVERS

Season	692	1998-99 (50 games)
	#949	2002-03
Game	4	vs. New Jersey 1/20/04
	4	vs. Detroit 11/9/02
	4	vs. Houston 11/12/91
	4	vs. Sacramento 11/26/86
	4	vs. Utah 2/1/85
Half	0	Several times. Most recently: at Golden State (2nd) 3/13/09
Period	0	Several times
Overtime	0	Several times

BLOCKED SHOTS

Season	214	1980-81
Game	0	Several times

DOUBLE DIGITS

Longest game (REG)	3:01	at San Antonio 5/19/03*
Longest game (OT)	3:00	at L.A. Lakers 3/2/08
Longest game (2OT)	3:14	vs. Philadelphia 1/14/04
Longest game (3OT)	3:10	vs. Portland 12/29/89
Shortest game	1:40	at Seattle 1/7/85
Highest field goal percentage by Dallas in a loss	600	vs. Atlanta (51-85) 3/15/91
Most points scored by Dallas in a loss	141	vs. Golden State (143) 1/18/92
Fewest points scored by Dallas in a victory	75	at L.A. Clippers (73) 4/10/06
Consecutive points scored (team)	26	at Houston 11/25/09
		Score was Dallas 13 Houston 25 at 5:51 in 1st
		Score was Dallas 39 Houston 25 at 11:46 in 2nd
		Houston scored at 11:29 in 2nd at L.A. Lakers 4/6/97
		Score was Dallas 51 L.A. Lakers 35 at 0:19.8 in 2nd
		Score was Dallas 51 L.A. Lakers 61 at 3:09 in 3rd
		Dallas scored at 1:51 in 3rd
Consecutive points allowed (team)	26	Dallas (151) vs. Seattle (129) 4/23/87*
		Aguirre-20, Tarpley-25, Blackman-18, Harper-18, Donaldson-15
		Perkins-12, Schrempf-10, Davis-10, Wennington-10
Players scoring in double figures	9	9 Dallas (147) at Seattle (124) 11/6/86
		Wood-25, Aguirre-24, Blackman-18, Harper-15, Schrempf-15, Donaldson-14, Tarpley-11, Perkins-10, Davis-10

Players scoring 20 or more points	4	Several times
		Most recently: at New York (OT) 1/12/04, Nowitzki-31 Nash-28, Finley-25, Jamison-23
Points off the bench	77	at Kansas City 11/5/82
Quickest disqualification on personal fouls	#3	Minutes: Bubba Wells at Chicago 12/29/97
		Left in 3rd: Loren Meyer vs. Miami 3/12/96
Earliest disqualification on personal fouls	6:30	vs. Sacramento 12/9/87
Consecutive points scored to open game (team)	17	Franklin Edwards scored Kings first points (5:57, 1st) at Indiana 3/24/04
		Williams-2 Bradley-1 Horns-1 Nowitzki-1
Technical fouls (team)	8	Defensive 3 seconds-3; Referees: Ron Garretson
		Ron Olesiak, Bernie Adams
Technical fouls (both teams)	12	vs. Golden State 3/23/05
		Dallas: Johnson-1 Howard-1 Nowitzki-1 Van Horn-1 Defensive 3 seconds-2
		Golden State: Davis-1, Dunleavy-1, Richardson-1, Montgomery-1, Defensive 3 seconds-2
		Referees: Mike Callahan Rodney Mott, Bill Spooner
		vs. Portland 12/20/00
		Dallas: Easley-1, Finley-1, Bradley-2 (Illegal Defense-1)
		Portland: Wallace-1, Dunleavy-2, Davis-2, Wells-1, Augmon-1
		Referees: Joe Forte, Ron Olesiak Marc Davis

INDIVIDUAL

Most games with 50 or more points.....	1	Dirk Nowitzki 2005-06
	1	Dirk Nowitzki 2004-05
	1	Jim Jackson 1994-95
	1	Jamal Mashburn 1994-95
Most games with 40 or more points.....	6	Mark Aguirre 1983-84
Most games with 30 or more points.....	40	Mark Aguirre 1983-84
Games with 20 or more points.....	72	Mark Aguirre 1983-84
Games with 10 or more points.....	81	Dirk Nowitzki 2005-06
Games with 10 or more points and rebounds.....	43	Ray Tarpley 1987-88
Games with 10 or more rebounds.....	56	James Donaldson 1986-87
Games with 10 or more assists.....	43	Jason Kidd 1996-96
Consecutive games with 40 or more points.....	2	Mark Aguirre (40) vs. Golden State 3/1/86 (42) at Phoenix (207) 3/3/86
	2	Rolando Blackman (43) vs. Portland 4/18/85*, (41) vs. Portland 4/20/85*
	2	Mark Aguirre (40) at Golden State 12/10/83, (40) at San Diego 12/11/83
Consecutive games with 30 or more points.....	5	Mark Aguirre 11/30/83 through 12/7/83
Consecutive games with 20 or more points.....	34	Mark Aguirre 11/22/83 through 2/1/84
Consecutive games with 10 or more points.....	190	Dirk Nowitzki 3/14/04 through 11/27/06
Consecutive games with 10 or more points and rebs.....	10	Dirk Nowitzki 5/4/03 through 5/21/03*
	10	James Donaldson 2/6/89 through 3/8/89
Consecutive games with 10 or more rebounds.....	12	James Donaldson 1/31/89 through 3/8/89
Consecutive games with 10 or more assists.....	8	Jason Kidd 4/8/96 through 4/21/96
Times led or shared scoring lead.....	62	Mark Aguirre 1983-84

TEAM

100-point games.....	79	1985-86
Consecutive 100-point games.....	67	1/15/86 through 12/10/86
Games under 100 points.....	62	1996-97
Consecutive games under 100 points.....	18	3/15/97 through 4/16/97
Consecutive games allowing 100 or more points.....	33	12/18/92 through 2/24/93
Games holding opponent under 100 points.....	60	2006-07
Consecutive games holding opponent under 100 pts.....	13	1/14/08 through 2/9/08
Games shooting .500+.....	49	1985-86
Consecutive games shooting .500+.....	8	2/28/84 through 3/13/84
Consecutive games shooting under .500.....	50	3/18/97 through 1/3/98
Games opponent shooting .500+.....	50	1981-82
Consecutive games opponents shooting .500+.....	9	3/22/85 through 4/9/85
	9	1/17/84 through 2/3/84
Consecutive games opponents shooting under .500.....	32	10/27/10 through 1/1/11

CAREER

Consecutive starts.....	360	Michael Finley 2/17/97 through 12/27/01
Consecutive games played.....	381	Michael Finley 12/28/86 through 12/27/01
Consecutive games without fouling out.....	865	Rolando Blackman 10/30/81 through 4/19/92

POINTS

Season.....	1,732	Jay Vincent (214) 1981-82
Game.....	42	Mark Aguirre vs. Golden State 11/14/81

FIELD GOALS

Season.....	719	Jay Vincent (719-1,448) 1981-82
Game.....	18	Mark Aguirre vs. Golden State (18-40) 11/14/81

FIELD GOAL ATTEMPTS

Season.....	1,448	Jay Vincent (719-1,448) 1981-82
Game.....	40	Mark Aguirre vs. Golden State (18-40) 11/14/81

FIELD GOAL PERCENTAGE

Season.....	.533	Bill Garnett (170-319) 1982-83
-------------	------	--------------------------------

3-POINT FIELD GOALS

Season.....	85	Jamal Mashburn (85-299) 1993-94
Game.....	9	Rodrigue Beaubois at Golden State (9-11) 3/27/10

3-POINT FIELD GOAL ATTEMPTS

Season.....	299	Jamal Mashburn (85-299) 1993-94
Game.....	12	Jason Kidd at Houston (8-12) (207) 4/11/95

FREE THROWS

Season.....	306	Jamal Mashburn (306-438) 1993-94
Game.....	12	Enck Strickland vs. New York (12-12) 3/11/97

FREE THROW ATTEMPTS

Season.....	438	Jamal Mashburn (306-438) 1993-94
Game.....	15	Three times. Most recently: Jamal Mashburn at Boston (9-15) 1/24/94

FREE THROW PERCENTAGE

Season.....	.836	Mike Luzzolino (107-128) 1991-92
Game.....	1.000	Several times. Most made without a miss: 12, Enck Strickland vs. New York 3/11/97

REBOUNDS

Season.....	605	Popeye Jones (7.5) 1993-94
	605	Sam Perkins (7.4) 1984-85
Game.....	20	Ray Tarpley vs. Milwaukee 1/1/87

ASSISTS

Season.....	607	Jason Kidd 1994-95
Game.....	17	Jason Kidd at Golden State 3/13/95

BLOCKED SHOTS

Season.....	82	Kurt Nimphus 1981-82
Game.....	6	Ray Tarpley at Denver 1/29/87
	6	Kurt Nimphus vs. San Diego 1/13/82

STEALS

Season.....	151	Jason Kidd 1994-95
Game.....	6	Derek Harper at San Antonio 3/13/84
	6	Elston Turner vs. Utah 1/23/82

MINUTES

Season.....	2,896	Jamal Mashburn 1993-94
Game.....	48	Marquis Daniels (three times); at Houston 4/14/04, vs. Memphis 4/13/04, at Miami (OT) 3/26/04
	48	Mike Buzzolino vs. Seattle 3/22/92

MINUTE

Season.....	82	Rolando Blackman 1981-82, Derek Harper 1983-84 and Sam Perkins 1984-85
-------------	----	--

MINUTE

Season.....	79	Jason Kidd 1994-95
-------------	----	--------------------



POINTS

Season	224	Adnan Cantley (37.3) Utah (6 Games) 1980-81
Game	62	Kobe Bryant, at L.A. Lakers 12/20/05
Half	35	George Gervin, Chicago at Dallas (1st) 1/27/86
Period	30	Kobe Bryant, at L.A. Lakers (3rd) 12/20/05
Overtime	9	Stephon Marbury, at Minnesota (1st) 2/15/98

FIELD GOALS

Season	82	Adnan Cantley, Utah (6 Games) (82-142 .577) 1980-81
Game	22	Andre Miller, Portland at Dallas (22-31) (OT) 1/30/10
	20	Bernard King, New York at Dallas (20-28) 2/1/84

FIELD GOAL ATTEMPTS

Season	154	Hakeem Olajuwon, Houston (6 Games) (72-154 .468) 1986-87
Game	39	George Gervin, San Antonio at Dallas (18-39) 11/27/82

FIELD GOAL PERCENTAGE (MIN. 50 ATTEMPTS)

Season	746	Shaquille O'Neal, L.A. Lakers (3 Games) (50-67) 1997-98
Game	1,000	Several times. Most made without a miss.
	10	Byron Scott, at Dallas 2/26/85

3-POINT FIELD GOALS

Season	16	Jim Jackson, Houston (4 Games) (16-27) 2003-04
	16	Nick Van Exel, L.A. Lakers (3 Games) (16-28) 1996-97
Game	8	Sam Mack, at Vancouver (8-13) 2/14/99
	8	Dee Brown, at Boston (8-10) 2/4/98
	8	Nick Van Exel, L.A. Lakers at Dallas (8-15) 3/4/97
	8	Mahmoud Abdul Rauf, Denver at Dallas (8-11) (OT) 11/24/95
	8	Nick Van Exel, L.A. Lakers at Dallas (8-16) 12/13/94
	8	Den Majorie, at Phoenix (8-14) 1/30/93

3-POINT FIELD GOAL ATTEMPTS

Season	40	Vernon Maxwell, Houston (6 Games) (15-40) 1991-92
Game	16	Jaren Jackson, at San Antonio (7-16) 11/20/99
	16	Nick Van Exel, L.A. Lakers at Dallas (8-16) 12/13/94

FREE THROWS

Season	60	Adnan Cantley, Utah (6 Games) (60-68 .882) 1980-81
Game	26	Adnan Cantley, at Utah (26-29) 10/31/80

FREE THROW ATTEMPTS

Season	71	Shaquille O'Neal, L.A. Lakers (4 Games) (39-71 .549) 2000-01
Game	29	Adnan Cantley, at Utah (26-29) 10/31/80

FREE THROW PERCENTAGE

Season	1,000	Several times. Most made without a miss.
	25	Roy Allon, Mil. (2 Games, 7-7 FTs) and Sea. (2 Games, 18-18 FTs) 2002-03
Game	1,000	Several times. Most made without a miss.
	16	Purvis Short, Golden State at Dallas 1/11/85

REBOUNDS

Season	109	Dennis Rodman, San Antonio (5 Games) (21.8) 1993-94
Game	32	Dennis Rodman, at San Antonio 1/22/94

OFFENSIVE REBOUNDS

Season	36	Hakeem Olajuwon, Houston (6 Games) 1986-87
	36	Moses Malone, Houston (6 Games) 1981-82
Game	13	Antawn Jamison, Golden State at Dallas 1/25/00

DEFENSIVE REBOUNDS

Season	78	Dennis Rodman, San Antonio (5 Games) 1993-94
Game	23	Dennis Rodman, at San Antonio 1/22/94

ASSISTS

Season	88	John Stockton, Utah (6 Games) 1988-89
Game	25	Isiah Thomas, at Detroit 2/13/85

FOULS

Season	29	Several times. Most recently:
		Hakeem Olajuwon, Houston (6 Games) 1984-85

DEFENSIVE FOULS

Season	4	Tom Chambers, San Diego (5 Games) 1982-83
--------------	---	---

TURNOVERS

Season	30	Karl Malone, Utah (6 Games) 1985-86
Game	11	Monta Ellis, Golden State 11/24/09
	11	Magic Johnson, at L.A. Lakers 4/15/91

BLOCKED SHOTS

Season	39	Mark Eaton, Utah (6 Games) 1984-85
Game	12	Mark Eaton, Utah at Dallas 2/26/85
	12	Mark Eaton, at Utah 3/17/84

STEALS

Season	21	Alvin Robertson, San Antonio (6 Games) 1985-86
Game	9	Chris Paul, at New Orleans 2/20/08

MINUTES

Season	273	Adnan Cantley, Utah (45.5) (6 Games) 1980-81
Game (REG)	48	Several times. Most recently: Stephen Curry, at Golden State 2/8/10
Game (OT)	53	Geran Dragic, at Houston 4/11/11
	53	Michael Finley, at Phoenix 1/12/96
	53	A.C. Green, at Phoenix 1/12/96
Game (2OT)	56	Jameal Tinsley, at Indiana 2/5/02
Game (3OT)	55	Clyde Drexler, Portland at Dallas 12/29/89



OPPONENT HIGHS/LOWS

HIGHS

POINTS

Game.....	147
	144
	144
1st Half.....	78
2nd Half.....	80
1st Period.....	45
2nd Period.....	45
3rd Period.....	44
4th Period.....	46
	48
Overtime.....	23

FIELD GOALS

Game.....	64
-----------	----

FIELD GOAL ATTEMPTS

Triple Overtime Game.....	121
Double Overtime Game.....	116
Overtime Game.....	115
	115
Game.....	113

FIELD GOAL PERCENTAGE

Game.....	#.707
-----------	-------

X-POINT FIELD GOALS

Game.....	18
-----------	----

X-POINT FIELD GOAL ATTEMPTS

Game.....	35
-----------	----

3-POINT FIELD GOAL PERCENTAGE

Game.....	1.000
-----------	-------

FREE THROWS

Game.....	49
-----------	----

at Houston (158) 2/07 4/11/95
 Indiana (135) 1/5/87
 at Utah (122) 10/31/80
 L.A. Lakers (53) 11/7/80
 Washington (64) 1/18/05
 at Utah (31) 1/17/85
 Denver (44) 1/14/83
 at Portland (27) 3/28/03
 Boston (38) 1/19/86
 Detroit (21) 11/17/84
 at Houston (23) (1st) 4/11/95

Indiana (64-98) 1/5/87

Portland (30T) (57-121) 12/29/89
 at San Antonio (20T) (55-116) 3/13/84
 Philadelphia (0T) (53-115) 12/29/82
 Houston (0T) (48-115) 3/24/81
 Denver (45-113) 12/14/85

San Antonio (53-75) 4/16/83

Atlanta (19-27) 12/17/96

at Miami (15-35) 12/4/96

Several times. Most made without a miss: 3 L.A. Lakers 11/4/88

at Utah (49-61) 10/31/80

FREE THROW ATTEMPTS

Game.....	61
	61

FREE THROW PERCENTAGE

Game.....	1.000
-----------	-------

REBOUNDS

Game.....	69
	67

OFFENSIVE REBOUNDS

Game.....	33
-----------	----

DEFENSIVE REBOUNDS

Game.....	50
	80

ASSISTS

Game.....	46
-----------	----

FOULS

Game.....	41
-----------	----

DISQUALIFICATIONS

Game.....	4
-----------	---

STEALS

Game.....	20
-----------	----

TURNOVERS

Game.....	30
	30

BLOCKED SHOTS

Game.....	16
	16

Miami (47-61) 12/8/92
 at Utah (49-61) 10/31/80

Several times. Most made without a miss: 28 at Atlanta 1/9/92

at San Antonio (20T) 3/13/84
 Phoenix 2/17/98

at Golden State 11/6/99

Phoenix 2/17/98
 at Houston 2/4/81

at Boston 12/18/85

Kansas City 11/20/82

at New Jersey (D Koten, Tumer, Richardson, B Williams) 2-17/86

L.A. Lakers 12/13/94

at Houston 3/7/04
 Cleveland 11/15/86

Utah 2/26/85
 at Philadelphia 2/23/83

LOWS

POINTS

Game.....	65
1st Half.....	24
2nd Half.....	27
1st Period.....	10
	10
	10
	10
	10
	10
2nd Period.....	8
3rd Period.....	8
4th Period.....	9
	9
Overtime.....	2
	2

at Minnesota (91) 2/27/07
 Vancouver (41) 3/13/99
 at Memphis (47) 11/27/04
 at Charlotte (28) 11/18/08
 at Atlanta (24) 3/25/08
 vs. L.A. Lakers (27) 2/7/06
 Denver (28) 1/29/00
 Vancouver (23) 3/13/99
 Utah (16) 10/31/86
 at Minnesota (16) 2/27/07
 Cleveland (27) 3/14/06
 at Phoenix (27) 4/6/08
 L.A. Clippers (26) 1/20/05
 at New York (12) (1st) 11/16/88
 Cleveland (9) (1st) 1/27/98

FIELD GOALS

Game.....	23
	23
	23

FIELD GOAL ATTEMPTS

Game.....	#53
-----------	-----

FIELD GOAL PERCENTAGE

Game.....	.296
-----------	------

X-POINT FIELD GOAL PERCENTAGE

Game.....	0.00
	15

FREE THROWS

Game.....	2
	2

at Indiana (23-67) 12/6/05
 at Utah (23-75) 2/23/05
 at Utah (23-53) 12/12/97

at Utah (23-53) 12/12/97

at Minnesota (24-81) 2/27/07

Several times. Most missed without a make: at Sacramento 11/29/08

at San Antonio (2-5) 11/20/99
 at Seattle (2-4) 1/7/85

FREE THROW ATTEMPTS

Game.....	4
-----------	---

FREE THROW PERCENTAGE...

Game.....	375
-----------	-----

REBOUNDS

Game.....	24
-----------	----

OFFENSIVE REBOUNDS

Game.....	2
	2
	2

DEFENSIVE REBOUNDS

Game.....	13
-----------	----

ASSISTS

Game.....	8
	8
	8
	8
	8

FOULS

Game.....	8
-----------	---

STEALS

Game.....	0
	0

TURNOVERS

Game.....	#3
-----------	----

BLOCKED SHOTS

Game.....	0
-----------	---

at Seattle (2-4) 1/7/85

at Washington (6-16) 2/26/11

at Vancouver 2/17/97

at New Orleans 4/12/09
 at L.A. Lakers 1/7/07
 at Seattle 4/10/04

Utah 4/8/88

New Orleans 11/25/06
 Houston 1/21/03
 Minnesota 11/29/94
 at Denver 11/19/91

at L.A. Lakers 11/28/08

Houston 11/12/91
 Utah 12/23/80

Cleveland 3/2/95

Several times. Most recently: at Portland 4/3/11



INDIVIDUAL HIGHS

POINTS

Game.....	53	Dirk Nowitzki, vs. Houston (OT) 12/2/04
	51	Dirk Nowitzki, vs. Golden State 3/23/06
Half.....	35	Steve Nash, Phoenix (2nd) 5/15/05*
Period.....	29	Dirk Nowitzki, vs. Utah (4th) 11/3/09
Overtime.....	14	Dirk Nowitzki, vs. Chicago (1st) 2/7/09

FIELD GOALS

Game.....	22	Andre Miller, Portland (22-31) 1/30/10
Half.....	14	Steve Nash, Phoenix (2nd) (14-18) 5/15/05*
Period.....	10	Antawn Jamison, Golden State (1st) (10-12) 11/27/01
Overtime.....	5	Dirk Nowitzki, vs. Chicago (1st) (5-7) 2/7/09

FIELD GOAL ATTEMPTS

Game.....	36	Tracy McGrady, Houston (OT) (19-36) 12/2/04
	33	Kobe Bryant, L.A. Lakers (15-33) 12/12/05
	33	Dirk Nowitzki, vs. Minnesota (15-33) 3/10/02
Half.....	20	Nick Van Exel, Denver (2nd) (10-20) 1/8/02
Period.....	13	Kobe Bryant, L.A. Lakers (2nd) (7-13) 1/5/05
Overtime.....	7	Dirk Nowitzki, vs. Chicago (1st) (5-7) 2/7/09

FIELD GOAL PERCENTAGE

Game.....	1.000	Several times. Most made without a miss.
	.8	Devin Harris, vs. San Antonio 11/5/05
Half.....	.8	Adnan Griffin, vs. Memphis 3/1/03
	1.000	Several times. Most made without a miss.
Period.....	.9	Chris Duhon, New York (1st) 1/8/09
	.9	Amare Stoudemire, Phoenix (2nd) 3/14/07
Overtime.....	1.000	Several times. Most made without a miss.
	.8	Andre Miller, Denver (3rd) 1/31/04
	.3	Must made without a miss
	.3	Andre Miller, Portland (1st) 1/30/10
	.3	Amare Stoudemire, Phoenix (1st) 3/14/07

CONSECUTIVE FIELD GOALS

Multiple Games.....	11	Michael Finley, vs. Sacramento (5) 2/23/02 - vs. Memphis (6) 2/26/02
One Game.....	10	Chris Webber, Sacramento (OT) 5/11/02*

3 POINT FIELD GOALS

Game.....	9	Jason Terry, vs. L.A. Lakers (9-10) 5/8/11*
Half.....	6	Jason Terry, vs. L.A. Lakers (6-7) 5/8/11*
Period.....	5	Several times. Most recently, Jason Terry, vs. L.A. Lakers (2nd) (5-6) 5/8/11*
Overtime.....	2	Jason Kidd, vs. Oklahoma City (1st) (2-3) 2/27/09
	2	Jason Terry, vs. Phoenix (1st) (2-3) 5/20/05*
	2	Tracy McGrady, Houston (1st) (2-3) 12/2/04
	2	Allen Iverson, Philadelphia (1st) (2-3) 1/14/04
	2	Stephen Jackson, San Antonio (1st) (2-2) 3/20/03

3 POINT FIELD GOAL ATTEMPTS

Game.....	14	Jamal Crawford, New York (6-14) 11/19/04
Half.....	9	Glen Rice, Houston (2nd) (5-9) 11/21/02
Period.....	9	Chauncey Billups, Minnesota (2nd) (5-9) 2/19/02
Overtime.....	7	Kobe Bryant, L.A. Lakers (4th) (3-7) 1/5/05
	7	Juan Dixon, Washington (4th) (1-7) 12/2/03
	7	Michael Finley, vs. Minnesota (4th) (2-7) 11/29/04
	7	Chauncey Billups, Minnesota (3rd) (5-7) 2/19/02
	3	Several times. Most recently George Hill, San Antonio (1st) (1-3) 11/18/09

2-POINT FIELD GOAL PERCENTAGE

Game.....	1.000	Several times. Most made without a miss.
Half.....	1.000	Michael Finley, vs. Cleveland 3/26/05
Period.....	.5	Several times. Most made without a miss.
Overtime.....	1.000	Several times. Most recently: Caron Butler, Washington (2nd) 11/26/07
	.4	Several times. Most made without a miss.
	.4	Michael Redd, Milwaukee (3rd) 12/30/03
	1.000	Steve Nash, vs. Denver (1st) 11/22/03
	.2	Several times. Most made without a miss.
	.2	Stephen Jackson, San Antonio (1st) (2-2) 2/20/03

FREE THROWS

Game.....	24	Dirk Nowitzki, vs. Oklahoma City (24-24) 5/17/11*
Half.....	19	Dirk Nowitzki, vs. Oklahoma City (2nd) (19-19) 5/17/11*
Period.....	14	Dirk Nowitzki, vs. Utah (4th) (14-14) 11/3/09
Overtime.....	6	Shawn Marion, Phoenix (1st) (6-6) 5/20/05*

FREE THROW ATTEMPT

Game.....	24	Dirk Nowitzki, vs. Oklahoma City (24-24) 5/17/11*
Half.....	24	Dirk Nowitzki, vs. San Antonio (21-24) 5/13/06*
Period.....	19	Dirk Nowitzki, vs. Oklahoma City (2nd) (19-19) 5/17/11*
Overtime.....	6	Dirk Nowitzki, vs. Utah (4th) (14-14) 11/3/09
	6	Shawn Marion, Phoenix (1st) (6-6) 5/20/06*

FREE THROW PERCENTAGE

Game.....	1.000	Several times. Most made without a miss.
	.24#	Dirk Nowitzki, vs. Oklahoma City 5/17/11*
Half.....	1.000	Several times. Most made without a miss.
Period.....	.19	Dirk Nowitzki, vs. Oklahoma City (2nd) (19-19) 5/17/11*
Overtime.....	1.000	Several times. Most made without a miss.
	.14	Dirk Nowitzki, vs. Utah (4th) 11/3/09
	1.000	Several times. Most made without a miss.
	.6	Shawn Marion, Phoenix (1st) 5/20/05*

REBOUNDS

Game.....	26	Erick Dampier, vs. Philadelphia 1/29/05
Half.....	17	Dirk Nowitzki, vs. Phoenix (2nd) 3/5/02
Period.....	14	Tyson Chandler, vs. Minnesota (3rd) 12/1/10
Overtime.....	4	Josh Howard, vs. Golden State (1st) 11/8/04
	4	Tim Duncan, San Antonio (1st) 3/20/03

OFFENSIVE REBOUNDS

Game.....	13	Tyson Chandler, vs. Portland 4/25/11*
Half.....	9	Erick Dampier, vs. L.A. Lakers (2nd) 11/11/08
Period.....	7	Erick Dampier, vs. L.A. Lakers (3rd) 11/11/08
Overtime.....	3	Erick Dampier, vs. Phoenix (2nd) 3/14/07
	3	Scot Pollard, Sacramento (1st) 5/11/02*

DEFENSIVE REBOUNDS

Game.....	21	Dirk Nowitzki, vs. Sacramento 2/23/02
Half.....	16	Dirk Nowitzki, vs. Phoenix (2nd) 3/5/02
Period.....	10	Tyson Chandler, vs. Minnesota (3rd) 12/1/10
Overtime.....	10	Dirk Nowitzki, vs. Phoenix (4th) 3/5/02
	4	Tim Duncan, San Antonio (1st) 3/20/03

ASSISTS

Game	20	Jason Kidd, vs. Phoenix 4/5/09
Half	16	Jason Kidd, vs. Phoenix (1st) 4/5/09
Period	9	Rajon Rondo, Boston (3rd) 11/8/10
	9	Jason Kidd, vs. Charlotte (3rd) 10/27/10
	9	Jose Barea, vs. Toronto (4th) 11/7/09
Overtime	4	Jerry Stackhouse, vs. Houston (1st) 12/2/04

TURNOVERS

Game	11	Monta Ellis, Golden State 11/24/09
Half	7	Monta Ellis, Golden State (2nd) 2/3/10
	7	Erck Dampier, vs. Utah (1st) 12/4/04
Period	7	Monta Ellis, Golden State (3rd) 2/3/10
Overtime	3	Jason Terry, vs. Phoenix (2nd) 3/14/07

BLOCKED SHOTS

Game	10	Josh Smith, Atlanta 12/18/04
Half	5	Jermaine O'Neal, Indiana (2nd) 1/4/07
	5	Erck Dampier, vs. Philadelphia (2nd) 1/29/05
	5	Josh Smith, Atlanta (2nd) 12/18/04
	5	Josh Smith, Atlanta (1st) 12/18/04
	5	Radoslav Nestarovic, Minnesota (1st) 3/10/03
Period	4	Five times. Most recently: Josh Smith, Atlanta (4th) 12/18/05
Overtime	2	Dirk Nowitzki, vs. Toronto (1st) 2/25/06

AMERICAN AIRLINES CENTER TEAM HIGHS

POINTS

Game	140	vs. Phoenix (118) 4/5/09
First Half	83	vs. Sacramento (81) 5/8/03*
Second Half	80	Washington (64) 1/18/05
1st Period	44	vs. Sacramento (40) 5/8/03*
2nd Period	43	vs. Indiana (33) 1/8/05
3rd Period	46	vs. San Antonio (32) 2/26/04
4th Period	44	vs. Toronto (31) 11/7/09
	44	vs. Utah (18) 11/3/09
Overtime	20	vs. Houston (13) (1st) 12/2/04

FIELD GOALS

Game	54	vs. New Orleans (54-93) 11/11/03
Half	32	vs. Sacramento (1st) (32-50) 5/8/03*
Period	18	Memphis (18-25) 3/6/11
	18	vs. Toronto (4th) (18-22) 11/7/09
Overtime	7	vs. Chicago (1st) (7-8) 2/7/09

FIELD GOAL ATTEMPTS

Game (2OT)	113	vs. Philadelphia (48-113) 1/14/04
Game (OT)	103	Sacramento (48-103) 2/27/03
Game	107	vs. Sacramento (50-107) 2/24/04
Half	56	vs. Indiana (1st) (19-56) 1/12/02
Period	31	New Jersey (4th) (14-31) 1/15/05
Overtime	12	vs. Charlotte (1st) (8-12) 12/12/09
	12	vs. Sacramento (1st) (6-12) 5/15/06*
	12	Sacramento (1st) (2-12) 5/11/02*

FIELD GOAL PERCENTAGE

Game	652	vs. Sacramento (45-69) 11/3/07
Half	744	vs. Toronto (2nd) (29-39) 11/7/09
Period	857	vs. San Antonio (3rd) (12-14) 12/9/08
	857	vs. Orlando (3rd) (12-14) 4/5/05
Overtime	857	vs. Orlando (1st) (6-7) 12/16/05

CONSECUTIVE FIELD GOALS

Game	12	vs. Chicago 11/25/03
------------	----	----------------------

STEALS

Game	7	Jason Kidd vs. Phoenix 2/17/10
	7	Josh Howard, vs. Utah 4/8/09
	7	Chris Paul, New Orleans 1/14/09
Half	5	Kevin Garnett, Boston (1st) 3/20/10
	5	Jason Kidd vs. Phoenix (2nd) 2/17/10
	5	Deug Christie, Sacramento (1st) 4/24/04*
	5	Adnan Griffin, vs. Utah (2nd) 3/8/03
	5	Eduardo Najera, vs. New Jersey (2nd) 1/21/02
Period	4	Emeka Okafor, New Orleans (3rd) 2/28/10
	4	Dirk Nowitzki, vs. Houston (3rd) 5/2/05*
	4	Eduardo Najera, vs. Phoenix (4th) 3/8/04
	4	Adnan Griffin, vs. Golden State (1st) 11/4/02
Overtime	1	Several times. Most recently: Steve Nash, Phoenix (2nd) 3/14/07; Erck Dampier, vs. Phoenix (2nd) 3/14/07

MINUTES

Game (REG)	48	21 times. Most recently: Monta Ellis, Anthony Morrow, Vladimir Radmanovic, Golden State 11/24/09
Game (OT)	52	Quentin Richardson, Phoenix 5/20/05*
	52	Michael Finley, vs. Sacramento 5/11/02*
Game (2OT)	57	Dirk Nowitzki, vs. Phoenix 3/14/07

3-POINT FIELD GOALS

Game	20	vs. L.A. Lakers (20-32) 5/8/11*
Half	11	vs. L.A. Lakers (1st) (11-15) 5/8/11*
	11	New York (2nd) (11-19) 3/13/09
Period	7	vs. Sacramento (1st) (11-17) 5/8/03*
	7	vs. L.A. Lakers (2nd) (7-8) 5/8/11*
	7	vs. Sacramento (3rd) (7-11) 2/16/11
	7	vs. Utah (1st) (7-10) 12/11/10
	7	New York (4th) (7-12) 3/13/10
	7	Denver (4th) (7-12) 1/27/08
	7	vs. Sacramento (1st) (7-9) 12/1/06
	7	Philadelphia (4th) (7-9) 1/14/04
Overtime	3	Three times. Most recently: vs. Oklahoma City (1st) (3-6) 2/27/09

3-POINT FIELD GOAL ATTEMPTS

Game	35	Golden State (16-35) 5/1/07*
Half	23	Golden State (2nd) (10-23) 5/1/07*
Period	14	Golden State (4th) (5-14) 5/1/07*
Overtime	8	Houston (1st) (3-8) 12/2/04
	8	vs. Philadelphia (1st) (2-8) 1/14/04

3-POINT FIELD GOAL PERCENTAGE

Game	778	vs. Cleveland (14-18) 3/26/05
Half	1 000	Several times. Most made without a miss.
	4	Memphis (1st) 11/26/05
Period	1 000	Several times. Most made without a miss.
	6	vs. New Jersey (3rd) 2/18/09
Overtime	1 000	vs. Phoenix (2nd) (1-1) 3/14/07
	1 000	vs. Phoenix (1st) (1-1) 3/14/07
	1 000	Houston (1st) (1-1) 4/11/02

FREE THROWS

Game	46	vs. Utah (46-55) 4/16/06
Half	28	vs. New Jersey (2nd) (28-32) 1/21/02
	28	vs. Phoenix (2nd) (28-33) 11/24/01
Period	21	vs. New Jersey (4th) (21-24) 1/15/05
	21	vs. Phoenix (4th) (21-23) 11/24/01
Overtime	9	Phoenix (1st) (9-10) 5/20/05*

FREE THROW ATTEMPTS

Game	55	vs. Utah (46-55) 4/16/06
Half	33	vs. Denver (2nd) (27-33) 5/9/09*
	33	vs. Phoenix (2nd) (28-33) 11/24/01
Period	24	vs. New Jersey (4th) (21-24) 1/15/05
Overtime	10	Phoenix (1st) (9-10) 5/20/05*



FREE THROW PERCENTAGE

Table with 2 columns: Game, Half, Period, Overtime and corresponding percentages and opponent details.

REBOUNDS

Table with 2 columns: Game, Half, Period, Overtime and corresponding rebound counts and opponent details.

OFFENSIVE REBOUNDS

Table with 2 columns: Game, Half, Period, Overtime and corresponding offensive rebound counts and opponent details.

DEFENSIVE REBOUNDS

Table with 2 columns: Game, Half, Period, Overtime and corresponding defensive rebound counts and opponent details.

ASSISTS

Table with 2 columns: Game, Half, Period, Overtime and corresponding assist counts and opponent details.

AMERICAN AIRLINES CENTER TEAM LOWS

POINTS

Table with 2 columns: Game, First Half, Second Half, 1st Period, 2nd Period, 3rd Period, 4th Period, Overtime and corresponding point totals and opponent details.

FIELD GOALS

Table with 2 columns: Game, Half, Period, Overtime and corresponding field goal counts and opponent details.

FIELD GOAL ATTEMPTS

Table with 2 columns: Game, Half, Period, Overtime and corresponding field goal attempt counts and opponent details.

FIELD GOAL PERCENTAGE

Table with 2 columns: Game, Half, Period, Overtime and corresponding field goal percentages and opponent details.

FOULS

Table with 2 columns: Game, Half, Period, Overtime and corresponding foul counts and opponent details.

STEALS

Table with 2 columns: Game, Half, Period, Overtime and corresponding steal counts and opponent details.

TURNOVERS

Table with 2 columns: Game, Half, Period, Overtime and corresponding turnover counts and opponent details.

BLOCKED SHOTS

Table with 2 columns: Game, Half, Period, Overtime and corresponding blocked shot counts and opponent details.

3-POINT FIELD GOALS

Table with 2 columns: Game, Half, Period, Overtime and corresponding 3-point field goal counts and opponent details.

3-POINT FIELD GOAL ATTEMPTS

Table with 2 columns: Game, Half, Period, Overtime and corresponding 3-point field goal attempt counts and opponent details.

3-POINT FIELD GOAL PERCENTAGE

Table with 2 columns: Game, Half, Period, Overtime and corresponding 3-point field goal percentages and opponent details.

FREE THROWS

Table with 2 columns: Game, Half, Period, Overtime and corresponding free throw counts and opponent details.



FREE THROW ATTEMPTS

Game	6	vs. San Antonio (4-6) 5/23/03*
Half	1	Three times. Most recently vs. Sacramento (1st) (1-1) 3/5/10
Period	0	Several times. Most recently vs. Miami (3rd) 6/9/11*
Overtime	0	Several times. Most recently vs. Portland (1st) 1/30/10

FREE THROW PERCENTAGE

Game	368	Miami (7-19) 6/8/06*
Half	.000	Several times. Most missed without a make: 3 Memphis (1st) (0-3) 12/23/08
Period	.000	Several times. Most missed without a make: Minnesota (2nd) 12/17/10
	4	vs. Sacramento (2nd) 11/20/09
	4	vs. Oklahoma City (1st) 12/13/08
Overtime	.000	Several times. Most missed without a make: Golden State (1st) 11/8/04
	2	San Antonio (1st) 3/20/03
	2	

REBOUNDS

Game	25	Milwaukee 2/25/09
Half	6	Memphis (1st) 4/23/06*
Period	2	Twice. Most recently Utah (4th) 11/3/09
Overtime	1	vs. San Antonio (2nd) 12/9/08
	1	vs. Orlando (1st) 12/16/05

OFFENSIVE REBOUNDS

Game	3	Sacramento 2/10/09
Half	3	vs. San Antonio 3/23/08
Period	0	Several times. Most recently vs. Miami (1st) 6/9/11*
Overtime	0	Several times. Most recently vs. Miami (4th) 6/9/11*
	0	Several times. Most recently Portland (1st) 1/30/10

DEFENSIVE REBOUNDS

Game	14	Detroit 11/19/05
Half	5	Memphis (1st) 4/23/06*
Period	1	Detroit (4th) 11/19/05
	1	Detroit (1st) 11/19/05
Overtime	1	Five times. Most recently Houston (1st) 12/18/09

ASSISTS

Game	6	vs. L.A. Clippers 4/19/06
Half	1	vs. Utah (2nd) 12/20/02
Period	0	Several times. Most recently Portland (3rd) 4/25/11*
Overtime	0	Several times. Most recently Portland (1st) 1/30/10

AMERICAN AIRLINES CENTER FIRSTS

	PLAYER	TIME	QTR	DATE
Point/Field Goal	Steve Nash (jumper)	11:09	1st	10/30/01 vs. Detroit
Field Goal Attempt	Steve Nash	11:46	1st	10/30/01 vs. Detroit
Slam Dunk	Michael Finley	8:30	2nd	10/30/01 vs. Detroit
3-Point Field Goal	Michael Curry	4:30	1st	10/30/01 vs. Detroit
3-Point Field Goal Attempt	Steve Nash	6:53	1st	10/30/01 vs. Detroit
Free Throw	Dana Barros	10:54	1st	10/30/01 vs. Detroit
Free Throw Attempt	Dana Barros	10:54	1st	10/30/01 vs. Detroit
Offensive Rebound	Clifford Robinson	9:35	1st	10/30/01 vs. Detroit
Defensive Rebound	Ben Wallace	10:40	1st	10/30/01 vs. Detroit
Rebound	Ben Wallace	10:40	1st	10/30/01 vs. Detroit
Assist	Michael Curry	10:28	1st	10/30/01 vs. Detroit
Turnover	Juwan Howard	9:56	1st	10/30/01 vs. Detroit
Steal	Ben Wallace	3:40	1st	10/30/01 vs. Detroit
Block	Ganny Manning	1:26	1st	10/30/01 vs. Detroit
Foul	Steve Nash	10:54	1st	10/30/01 vs. Detroit
Disqualification	Shawn Bradley	2:36	4th	10/30/01 vs. Detroit
Team Technical	Detroit (Defensive 3 Secs.)	11:22	2nd	10/30/01 vs. Detroit
Individual Technical	Del Harts	3:21	4th	10/30/01 vs. Detroit
Flagrant Foul	Michael Curry	0:43	4th	10/30/01 vs. Detroit
Ejection	Elden Campbell	3:41	4th	11/6/01 vs. Charlotte
Double-Double	Juwan Howard (10 pts-10 reb)			10/30/01 vs. Detroit
	Steve Nash (14 pts-11 asts)			10/30/01 vs. Detroit
Triple-Double	Steve Nash (14 pts-10 reb-12 asts)			11/17/03 vs. Portland
Game	Dallas 94, Detroit 87			10/30/01
Overtime Game	Houston 98, Dallas 95			4/11/02
Shootout	Dallas vs. Detroit			10/30/01
Dallas Starting Lineup	Juwan Howard, Greg Buckner, Dirk Nowitzki, Michael Finley, Steve Nash			
Dallas Substitution	Ganny Manning			
Detroit Starting Lineup	Michael Curry, Clifford Robinson, Ben Wallace, Dana Barros, Jerry Stackhouse			
Referees	Dick Bavetta, Michael Smith, Leroy Richardson			
Opening Tip	Dirk Nowitzki vs. Ben Wallace, won by Dallas			



FOULS

Game	7	vs. Minnesota 12/30/08
Half	2	vs. Seattle (1st) 4/6/04
Period	0	Six times. Most recently Phoenix (3rd) 4/10/11
Overtime	0	vs. Houston (1st) 12/2/04
	0	San Antonio (1st) 3/20/03
	0	Houston (1st) 4/11/02

STEALS

Game	1	Several times. Most recently Detroit 11/23/10
Half	0	Several times. Most recently Portland (2nd) 4/19/11*
Period	0	Several times. Most recently vs. Miami (2nd) 6/9/11*
Overtime	0	Several times. Most recently vs. Portland (1st) 1/30/10

HIGHS

POINTS

Game	303	Dallas (156) at Houston (147) (20T) 4/11/95
	288	Denver (139) at Dallas (149) 1/14/83
Half	160	Denver (76) at Dallas (85) (1st) 1/14/83
Period	89	Denver (45) at Dallas (44) (2nd) 1/14/83
Overtime	#46	Dallas (23) at Houston (23) (1st) 4/11/95

FIELD GOALS

Game	122	Denver (57) at Dallas (65) 1/14/83
------	-----	------------------------------------

FIELD GOAL ATTEMPTS

Game	235	Portland (121) at Dallas (114) (30T) 12/29/89
	234	Dallas (126) at Houston (106) (20T) 4/11/95
	218	Denver (104) at Dallas (114) 4/8/83

FIELD GOAL PERCENTAGE

Game	622	(122-196) Denver (57-84, 806) at Dallas (65-102, 637) 1/14/83
------	-----	---

3-POINT FIELD GOALS

Game	20	Philadelphia (13-22) at Dallas (15-40) 2/27/96
	20	Dallas (15-31) at Houston (13-33) (20T) 4/11/95

3-POINT FIELD GOAL ATTEMPTS

Game	67	Dallas (12-37) at Golden State (14-30) 5/3/07*
------	----	--

FREE THROW

Game	88	Dallas (39) at Utah (49) 10/31/80
------	----	-----------------------------------

FREE THROW ATTEMPTS

Game	105	Golden State (53) at Dallas (52) 1/18/92
	105	Dallas (44) at Utah (61) 10/31/80

FREE THROW PERCENTAGE

Game	970	(32-33) Dallas (10-10, 1,000) at Portland (22-23, 957) 4/23/11*
------	-----	---

REBOUNDS

Game	130	Vancouver (54) at Dallas (76) (20T) 12/28/95
	123	Sacramento (68) at Dallas (55) 4/26/04*

TURNOVERS

Game	4	vs. New Jersey 1/20/04
	4	vs. Detroit 11/9/02
Half	0	vs. Portland (2nd) 4/19/11*
	0	vs. Houston (2nd) 10/30/08
	0	vs. Washington (2nd) 11/26/07
	0	vs. New Jersey (1st) 1/20/04
Period	0	Several times. Most recently Miami (3rd) 6/7/11*
Overtime	0	Several times. Most recently Portland (1st) 1/30/10

BLOCKED SHOTS

Game	0	Several times. Most recently Indiana 3/4/11
Half	0	Several times. Most recently vs. Miami (2nd) 6/7/11*
Period	0	Several times. Most recently Miami (2nd) 6/9/11*
Overtime	0	Several times. Most recently Portland (1st) 1/30/10

OFFENSIVE REBOUNDS

Game	53	Vancouver (16) at Dallas (37) (20T) 12/28/95
	48	Minnesota (18) at Dallas (30) 3/22/96
	48	Dallas (20) at Denver (20) 11/7/85

DEFENSIVE REBOUNDS

Game	91	Dallas (48) at Golden State (43) 3/27/10
------	----	--

ASSISTS

Game	86	Denver (41) at Dallas (45) 1/14/83
------	----	------------------------------------

FOULS

Game	79	Kansas City (41) at Dallas (38) 11/20/82
------	----	--

DISQUALIFICATIONS

Game	5	Several times
------	---	---------------

TECHNICAL FOULS

Game	12	Golden State 6 (Davis-1, Dumleavy-1, Richardson-1, Montgomery-1, defensive 3 seconds-2)
	12	Dallas 6 (Johnson-1, Howard-1, Nowitzki-1, Van Horn-1, defensive 3 seconds-2) 3/23/05
	12	Portland 7 (Wallace-1, Dumleavy-2, Davis-2, Wells-1, Augmon-1) at Dallas
	12	Dallas 5 (Easley-1, Finley-1, Bradley-2, Illegal Defense-1) 12/20/00

STEALS

Game	33	Dallas (14) at L.A. Lakers (19) 4/6/97
	33	Washington (14) at Dallas (19) 2/10/94

TURNOVERS

Game	56	Dallas (32) at Denver (24) 10/15/80
------	----	-------------------------------------

BLOCKED SHOTS

Game	24	Dallas (9) at Utah (15) 11/2/05
	24	Dallas (11) at Denver (13) 1/12/95



LOWS

POINTS

Game.....	134	Dallas (66) at Utah (66) 12/12/97
Half.....	57	Dallas (23) at Philadelphia (34) (2nd) 2/11/08
Period.....	22	Dallas (12) at Indiana (10) (2nd) 2/13/98
Overtime.....	8	Dallas (4) at Indiana (4) (1st) 2/13/98

FIELD GOALS

Game.....	46	Dallas (20-68) at Utah (26-70) 2/26/99
-----------	----	--

FIELD GOAL ATTEMPTS

Game.....	#116	Dallas (25-63) at Utah (23-53) 12/12/97
-----------	------	---

FIELD GOAL PERCENTAGE

Game.....	333	(46-138) Dallas (20-68) at Utah (26-70) 2/26/99
-----------	-----	---

FREE THROWS

Game.....	12	New Jersey (6) at Dallas (6) 3/2/00
-----------	----	-------------------------------------

FREE THROW ATTEMPTS

Game.....	18	New York (11) at Dallas (7) 3/24/96
	18	Milwaukee (13) at Dallas (5) 11/9/95

FREE THROW PERCENTAGE

Game.....	465	(20-43) Kansas City (#1 25-44) at Dallas (9-18-50) 3/26/82
-----------	-----	--

REBOUNDS

Game.....	55	Dallas (30) at Portland (25) 3/8/06
-----------	----	-------------------------------------

OFFENSIVE REBOUNDS

Game.....	9	Dallas (4) at Boston (5) 1/18/10
-----------	---	----------------------------------

DEFENSIVE REBOUNDS

Game.....	37	Utah (18) at Dallas (19) 12/8/07
	37	Dallas (19) at Seattle (18) 4/6/93

ASSISTS

Game.....	20	Dallas (11) at Houston (9) 2/15/07
-----------	----	------------------------------------

FOULS

Game.....	#21	Seattle (11) at Dallas (10) 4/6/04
-----------	-----	------------------------------------

STEALS

Game.....	4	Several times. Most recently: Portland (1) at Dallas (3) 2/13/08
-----------	---	--

TURNOVERS


Game.....	#11	New Jersey (7) at Dallas (4) 1/20/04
-----------	-----	--------------------------------------

BLOCKED SHOTS

Game.....	0	Dallas at Minnesota 4/11/07
	0	Dallas at Miami (OT) 5/18/06
	0	Washington at Dallas 2-10/82



DALLAS MAVERICKS PLAYOFFS



2011 PLAYOFFS RECAPS.....	248	TEAM LOWS	262
ALL-TIME RECORDS.....	254	OPPONENT HIGHS/LOWS.....	262
TOP PERFORMANCES.....	258	MISCELLANEOUS	263
HANG LEADERS.....	258		
INDIVIDUAL RECORDS.....	258		
TEAM HIGHS.....	261		



STAY CONNECTED TO EVERYTHING MAVS! OFFICIAL STORE





FIRST ROUND VS. PORTLAND

No.	W-L	Date	Site	Dal-Opp	Series	Dallas Hi Scorer	Dallas Hi Reb.	Opponent Hi Scorer	Attendance
1	W	4/16	AA Center	89-81	1-0	Nowitzki	28	Aldridge	27 (c) 20,541
2	W	4/19	AA Center	101-89	2-0	Nowitzki	33	Aldridge	24 (c) 20,620
3	L	4/21	Rose Garden	92-97	2-1	Terry	29	Matthews	25 (c) 20,217
4	L	4/23	Rose Garden	82-84	2-2	Nowitzki	20	Roy	24 (c) 20,357
5	W	4/25	AA Center	93-82	3-2	Nowitzki	25	Miller	18 (c) 20,837
6	W	4/28	Rose Garden	103-96	4-2	Nowitzki	33	Wallace	32 (c) 20,494

GAME 1 (APRIL 16, 2011) @ AMERICAN AIRLINES CENTER (20,541) — DALLAS 89, PORTLAND 81

Game 1 set the tone for the hard-fought series between the Dallas Mavericks and the Portland Trail Blazers. Both teams' stars came to play, as the Blazers' LaMarcus Aldridge led Portland with a team-high 27 points and the Mavs' Dirk Nowitzki posted a double-double with a game-high 28 points and a team-high 10 boards. But it was Jason Kidd's outside shooting that proved to be the difference for Dallas in the end. Kidd connected on a playoff career-high six 3-pointers en route to a season-high 24 points (9-14 FGs, 6-10 3FGs). The Mavs trailed by six (72-66) with under 6 minutes to go in regulation, but closed the game on a 23-9 run to take Game 1, 89-81. Nowitzki had 18 of his 28 in the fourth quarter.

GAME 2 (APRIL 19, 2011) @ AMERICAN AIRLINES CENTER (20,620) — DALLAS 101, PORTLAND 89

With the Blazers holding a two-point advantage (52-50) at the half, it appeared as though Game 2 would go down to the wire. But after leading a total of 36 seconds in the opening 24 minutes, Dallas put together a stellar second half en route to a 101-89 win. A Jason Kidd 3-pointer at the 11:38 mark of the third quarter put the Mavericks back in front, and they never trailed again in the game. The Mavs did not commit a single turnover in the second half, and they tied a franchise low with six on the night. Dirk Nowitzki led the Mavs with a game-high 33 points, including the team's final 11 points of the contest. Peja Stojakovic contributed 21 points off the bench. LaMarcus Aldridge posted a double-double (24 points and 10 rebounds) for Portland in a losing effort.

GAME 3 (APRIL 21, 2011) @ ROSE GARDEN (20,217) — PORTLAND 97, DALLAS 92

Jason Terry (29) and Dirk Nowitzki (25) combined for 54 points for Dallas in Game 3. But they finished as the only two Mavericks in double figures, and that wasn't enough to take down the Blazers at the ruckus Rose Garden. Wesley Matthews (25), LaMarcus Aldridge (20), Andre Miller (16) and Brandon Roy (16) all scored 16-plus points for Portland in the win. The Blazers finished 8-of-14 (57.1) from deep in the 97-92 decision.

GAME 4 (APRIL 23, 2011) @ ROSE GARDEN (20,357) — PORTLAND 84, DALLAS 82

The Mavericks opened the second half of Game 4 on a 27-6 blitz and broke open a 23-point advantage (64-41) with 2:47 to play in the third quarter. Dallas appeared to have Game 4 well in hand and a controlling 3-1 lead in the best-of-seven series. But beginning at the 34-second mark of the third quarter, the Blazers closed the game on a remarkable 40-18 run en route to an 84-82 victory. Brandon Roy sparked the comeback for Portland, scoring 18 of his

game-high 24 points in the fourth. The Mavs suffered a heartbreaking loss in Game 4, and were forced to go back to Dallas with the series knotted at 2-2.

GAME 5 (APRIL 25, 2011) @ AMERICAN AIRLINES CENTER (20,837) — DALLAS 93, PORTLAND 82

The Mavericks could have rolled over after they let Game 4 slip away, but instead came out and took care of business at home in Game 5. Tyson Chandler came up huge for Dallas, recording his first postseason double-double with 14 points and playoff career-high 20 rebounds (13 offensive rebounds). His 13 offensive rebounds marked the most by any player in a postseason game since Shaquille O'Neal grabbed 14 vs. Chicago on 5/16/95. It was also the most offensive boards by a Maverick in a playoff game. Dallas outrebounded Portland, 49-37. Dirk Nowitzki led all scorers with 25 points.

GAME 6 (APRIL 28, 2011) @ ROSE GARDEN (20,494) — DALLAS 103, PORTLAND 90

The home team had won all nine of the previous meetings between the Mavericks and the Blazers in 2010-11 leading up to Game 6. But history would not repeat itself this time, as the Mavericks finished off the Blazers with a 103-96 victory at Portland on 4/28/11. The win snapped Dallas' eight-game road losing streak in the postseason. The Mavs had lost 18 of their previous 20 road playoff contests. Dirk Nowitzki poured in a game-high 33 points to go along with a team-high 11 rebounds. Jason Terry chipped in 22 points and eight assists for Dallas in the win. Gerald Wallace registered a team-high 32 points and a game-high 12 boards for Portland in the loss.



Tyson Chandler goes up strong against two Portland defenders on his way to a 14-point, 20-rebound effort in Game 5. He averaged a team-high 9.5 rebounds per contest in the opening-round series against the Blazers.



WESTERN CONFERENCE SEMIFINALS VS. L.A. LAKERS

No.	W-L	Date	Site	Dal-Opp	Series	Dallas Hi Scorer	Dallas Fr Reb.	Dallas Opponent	Opponent Hi Scorer	Attendance
1	W	5/2	STAPLES Center	96-94	1-0	Nowitzki 28	Nowitzki 14	Bryant 36	(c) 18,997	
2	W	5/4	STAPLES Center	93-91	2-0	Nowitzki 24	Maron 9	Bryant 23	(c) 18,997	
3	W	5/8	AA Center	98-92	3-0	Nowitzki 32	Nowitzki 9	Bynum 21	(c) 21,156	
4	W	5/8	AA Center	122-86	4-0	Terry 32	Chandler 9	Bryant 17	(c) 21,087	

GAME 1 (MAY 2, 2011) @ STAPLES CENTER (18,997) — DALLAS 96, L.A. LAKERS 94

The Mavericks entered Game 1 against the defending NBA champion Lakers 0-10 all-time in postseason games at Los Angeles. And early on, it certainly didn't appear as though May 2, 2011, would be the day that Dallas got its first playoff win in L.A. The Lakers used a 21-2 run to open up a 16-point advantage (60-44) early on in the third. But Dallas wouldn't say die. After fighting their way back, the Mavs faced a five-point deficit (92-87) with 3:33 to go in regulation. Dallas closed the game on a 9-2 run and stole Game 1 on the road. Dirk Nowitzki, who recorded his third postseason double-double with 28 points and a game-high 14 rebounds, put the Mavs in front by one (95-94) with two clutch free throws at the 19.5-second mark of the fourth. On the ensuing possession, Jason Kidd swiped the ball from the Lakers' Kobe Bryant, and was fouled with 3.1 ticks left on the clock. Kidd split the pair at the line and the Lakers had a chance to win it in the final seconds. But Bryant's 3-point attempt at the buzzer wouldn't fall, and Dallas escaped with a 96-94 victory. Despite the last-second miss, Bryant still led all scorers with 36 points.

GAME 2 (MAY 4, 2011) @ STAPLES CENTER (18,997) — DALLAS 93, L.A. LAKERS 81

Game 2 saw a close first half, with Dallas holding a two-point advantage (51-49) at the break. But the Mavericks controlled the final 24 minutes, outscoring the Lakers 42-32 in the second half. The Mavs led by six (75-69) with just under 5 minutes gone by in the fourth, and used a 9-0 spurt to extend their lead to 15 (84-69) with 4:39 to go in regulation. The Lakers were unable to trim the lead to single digits, and the Mavs recorded a 93-81 win. Dirk Nowitzki tallied a game-high 24 points for Dallas. Kobe Bryant had 23, and Andrew Bynum (18 points and 13 rebounds) and Pau Gasol (13 points and 10 rebounds) each recorded a double-double for Los Angeles, but it wasn't enough to avoid going down 0-2. The Mavs became the first team to defeat the Lakers on their homecourt in the first two games of a playoff series since the Blazers did so in the 1977 Western Conference Finals.


GAME 3 (MAY 6, 2011) @ AMERICAN AIRLINES CENTER (21,156) — DALLAS 98, L.A. LAKERS 92

The Mavericks returned home with a 2-0 series lead, but knew the potential danger of giving the Lakers life in the best-of-seven series. Los Angeles finished the first half on a 13-3 run and led by four (51-47) at intermission. The Lakers never trailed in the third period and held a seven-point advantage (85-78) with just over 5 minutes remaining in the game. But again, the Mavs didn't quit. Dallas finished the game on a 20-7 run en route to a 98-92 win. Dirk Nowitzki and Jason Terry scored seven points apiece in the final 4:54 of regulation. Nowitzki finished with 32 points and nine rebounds. It

was his third 30-point effort in the postseason (40th in his playoff career). Terry shot 7-of-10 from the field, totaling 23 points off the pine. Andrew Bynum registered a double-double for Los Angeles with 21 points and 10 rebounds. Derek Fisher (nine points) was the only Lakers starter who failed to score in double figures, but it wasn't enough to deny the Mavericks at home in Game 3.

GAME 4 (MAY 8, 2011) @ AMERICAN AIRLINES CENTER (21,087) — DALLAS 122, L.A. LAKERS 86

The Mavericks didn't want to let the Lakers hang around, so they went for the knockout punch in Game 4. And boy, did they deliver it! The Mavs shot 20-of-32 (62.5%) from beyond the arc, tying an NBA playoff record for the most 3-point field goals in a game. Jason Terry went 9-of-10 from deep alone, tying Rex Chapman's individual mark for the most triples in a postseason game. He finished with a playoff-high 32 points (11-14 FGs, 9-10 3FGs, 1-2 FTs) in 25 minutes. Peja Stojakovic shot a perfect 6-of-6 from long distance on his way to a postseason-high 21 points. J.J. Barea went 9-of-14 from the floor en route to a playoff career-high 22 points. Terry (32), Stojakovic (21) and Barea (22) combined for 75 points off the Mavs' bench. Dallas' second unit outscored Los Angeles' bench 86-37 in the game. The Mavs' 86 bench points equaled the Lakers' scoring output for the game (defeated Los Angeles 122-86). The Lakers became the seventh defending NBA champion to be swept in a playoff series and their 36-point margin of defeat was the largest to cap any of those sweeps.



Jason Terry went 9-of-10 from beyond the arc in Game 4 against the Lakers, tying Rex Chapman's mark for the most 3-pointers in a playoff game. The Mavericks shot 20-of-32 (62.5%) from deep as a team in Game 4, which set an NBA playoff record. They finished 49-of-106 (46.2%) from long distance in the four game series against Los Angeles.

WESTERN CONFERENCE FINALS VS. OKLAHOMA CITY

No.	W-L	Date	Site	Dal-Opp	Series	Dallas Hi Scorer	Dallas Pt. Reb.	Dallas Opponent	Opponent Hi Scorer	Attendance
1	W	5/17	AA Center	121-112	1-0	Nowitzki 48	Chandler 9	Durant 40	(c) 20,911	
2	L	5/19	AA Center	100-106	1-1	Nowitzki 29	Chandler 13	Durant 24	(c) 21,051	
3	W	5/21	OKC Arena	93-87	2-1	Marion 18	Chandler 15	Westbrook 30	(c) 18,203	
4	W	5/23	OKC Arena	112-105 (OT)	3-1	Nowitzki 40	Chandler 8	Durant 29	(c) 18,203	
5	W	5/25	AA Center	100-96	4-1	Marion 26	Chandler/Nowitzki 9	Westbrook 31	(c) 21,082	

GAME 1 (MAY 17, 2011) @ AMERICAN AIRLINES CENTER (20,911) — DALLAS 121, OKLAHOMA CITY 112

Dirk Nowitzki put on a shooting performance for the ages in Game 1 of the 2011 Western Conference Finals. Nowitzki notched his first 40-point effort of the postseason with a playoff-high 48 points (12-15 FGs, 24-24 FTs) in Game 1 against Oklahoma City. The 48 points were the most by any player in a playoff game who shot at least 80 percent from the field. He went 24-of-24 from the line, including 13-of-13 from the stripe in the third quarter alone. It set an NBA playoff record for the most free throws made in a game without a miss. What's more, it was the most free throws made in a regulation-length playoff game. Nowitzki's shooting clinic overshadowed a 40-point effort by the Thunder's Kevin Durant. Dallas won by a final of 121-112 and took a 1-0 lead in the best-of-seven series.

GAME 2 (MAY 19, 2011) @ AMERICAN AIRLINES CENTER (21,051) — OKLAHOMA CITY 106, DALLAS 100

After taking care of business in Game 1, the Mavericks gave home-court advantage right back with a loss in Game 2. Dallas trailed by one (91-90) midway through the fourth quarter, but Oklahoma City used an 11-2 spurt to open up a 10-point advantage (102-92) and won by a final score of 106-100. Dirk Nowitzki recorded a game-high 29 points to go along with five rebounds and five assists, and Tyson Chandler registered his second postseason double-double with 15 points and a game-high 13 boards. But the Mavs were outshot 55.7 percent (39-of-70) to 43.8 percent (35-of-80) from the field, and Oklahoma City evened the series at a game apiece. Kevin Durant (24) and James Harden (23) each topped 20 points for the Thunder, whose bench outscored the Mavs' bench, 50-29.

GAME 3 (MAY 21, 2011) @ OKLAHOMA CITY ARENA (18,203) — DALLAS 93, OKLAHOMA CITY 87

After a disappointing loss at home in Game 2, the Mavericks jumped all over the Thunder on the road in Game 3. The Mavs outscored the Thunder 27-12 in the first quarter and opened up a 23-point lead (35-12) with less than 2 minutes gone by in the second period. Oklahoma City battled back in the second half and cut the deficit to six (80-74) halfway through the fourth quarter. But Dirk Nowitzki scored eight of the Mavericks' final 13 points down the stretch to help Dallas secure a 93-87 win. Dallas never trailed and recorded its first wire-to-wire victory of the postseason. Nowitzki and Shawn Marion led Dallas with 18 points apiece. Russell Westbrook (30) and Kevin Durant (24) combined for 54 of the Thunder's 87 points in the loss.

GAME 4 (MAY 23, 2011) @ OKLAHOMA CITY ARENA (18,203) — DALLAS 112, OKLAHOMA CITY 105 (OT)

Dallas trailed by 15 (99-84) with just over 5 minutes to go in the fourth quarter of Game 4 and it appeared certain that the series would go back to Dallas tied at 2-2. But as the Mavs learned in Game 4 of the opening-round series against Portland, it's never over till it's over. The Mavs outscored the Thunder 17-2 in the final 4:49 of regulation to tie the game at 101 and force overtime, eventually defeating the Thunder by a final score of 112-105. Dirk Nowitzki had 12 of the Mavs' final 17 points in the fourth quarter and finished with 40 on the night. It marked his second 40-point outing of the postseason (seventh in his playoff career). Kevin Durant tallied 29 points and a game-high 15 boards for the Thunder in the loss.

GAME 5 (MAY 25, 2011) @ AMERICAN AIRLINES CENTER (20,837) — DALLAS 100, OKLAHOMA CITY 96

Much like Game 4, the Mavericks found themselves trailing (90-83) in the fourth quarter of Game 5. But as they did in Game 4, the Mavs rallied late, closing the game on a 17-6 run en route to a 100-96 victory. With the win, the Mavericks wrapped up the series with the Thunder in five games and advanced to the NBA Finals for the first time since 2006 (second time in franchise history). Dirk Nowitzki and Shawn Marion led Dallas with 26 points apiece. Russell Westbrook (31), Kevin Durant (23) and James Harden (23) combined for 77 of the Thunder's 96 points in the loss.



Dirk Nowitzki hoists the Western Conference Championship trophy after Dallas closed out Oklahoma City at home in Game 5. Nowitzki went 59-of-61 (.967) from the stripe in the five-game series against the Thunder, which marked the highest free throw percentage in a playoff series (minimum 50 free throw attempts).



NBA FINALS VS. MIAMI

No.	W-L	Date	Site	Del-Opp	Series	Dallas Hi Scorer	Dallas Hi Reb.	Opponent Hi Scorer	Attendance
1	L	5/31	AA Arena	84-92	0-1	Nowitzki 27	Marion 10	James 24	(c) 20,003
2	W	6/2	AA Arena	95-93	1-1	Nowitzki 24	Nowitzki 11	Wade 36	(c) 20,003
3	L	6/5	AA Center	86-88	1-2	Nowitzki 34	Chandler/Nowitzki 11	Wade 29	(c) 20,340
4	W	6/7	AA Center	86-93	2-2	Nowitzki 21	Chandler 16	Wade 32	(c) 20,430
5	W	6/9	AA Center	112-103	3-2	Nowitzki 29	Chandler 7	Wade 23	(c) 20,433
6	W	6/12	AA Arena	105-95	4-2	Terry 27	Nowitzki 11	James 21	(c) 20,003

GAME 1 (MAY 31, 2011) @ AMERICAN AIRLINES ARENA (20,003) — MIAMI 92, DALLAS 84

The Mavericks found themselves back in familiar haunts as they traveled to Miami to begin the 2011 NBA Finals. This was the scene where, just five years earlier during the 2006 NBA Finals, Dallas had lost three consecutive games, their momentum and ultimately a World Championship. Unfortunately, that losing streak of away Finals games continued as the Heat jumped on the Mavs to notch a 92-84 win. Dallas never got it going and shot just 37.3 percent from the floor. Dirk Nowitzki led all scorers with 27 points, while LeBron James and Dwyane Wade recorded 24 and 22 respectively.

GAME 2 (JUNE 2, 2011) @ AMERICAN AIRLINES ARENA (20,003) — DALLAS 95, MIAMI 93

It was a game for the ages when the Mavericks took Game 2 and tied the NBA Finals at 1-1. Dallas displayed its heart yet again as they battled back from a double-digit deficit. With just over 7 minutes remaining, Dwyane Wade hit a 3-pointer from the corner directly in front of the Mavs' bench to give the Heat a 15-point lead. The celebrating began, but Dallas wasn't finished. After chipping away at the lead, a Nowitzki 3-pointer with 26 seconds left gave the Mavs their first lead of the second half. After Mario Chalmers tied the game at 93, Nowitzki drove left to hit a game-winning layup over Chris Bosh and secure the win. Nowitzki scored the Mavs' last nine points and finished with a team-high 24.

GAME 3 (JUNE 5, 2011) @ AMERICAN AIRLINES CENTER (20,340) — MIAMI 88, DALLAS 86

Dirk Nowitzki's 34-point, 11-rebound effort wasn't enough to get the Mavericks a win in their first Finals game in front of their home crowd. Miami took the life out of the AAC crowd with a 14-point first-half lead from which the Mavs could never recover. With 4 seconds to play and the Heat up two, a LeBron James jumper rimmed out and gave Dallas one more chance. After a timeout, Rick Carlisle drew up a play with Jason Kidd inbound to Nowitzki. But this time, the 7-footer's last-second jump shot from 16 feet clanked off the rim, and the Heat took back home-court advantage.

GAME 4 (JUNE 7, 2011) @ AMERICAN AIRLINES CENTER (20,430) — DALLAS 86, MIAMI 83

With Dirk Nowitzki battling the flu and triple-digit temperatures, the Mavericks supporting cast rallied around their MVP to give Dallas a win and tie the Finals at 2-2. Up only a single point, a pair of clutch free throws from Jason Terry with 9 seconds remaining proved to be the difference. Terry finished with 17 points, while Tyson Chandler registered a double-double with 13 points and 16 rebounds. But it was DeShawn Stevenson — recently supplanted in the starting lineup by J.J. Barea — who came off the bench to

score 11 points and help fill the void for an ailing Nowitzki (who still finished with 21 points and 11 rebounds).

GAME 5 (JUNE 9, 2011) @ AMERICAN AIRLINES CENTER (20,433) — DALLAS 112, MIAMI 103

The Mavericks took control of the Finals for the first time by winning Game 5 and taking a 3-2 lead back to South Beach. Dallas outscored Miami 17-4 in the final 4.23 of the fourth quarter en route to a 112-103 win. Jason Terry had eight of the Mavs' final 17 points in the game. The Mavs torched the Heat from the deep, outshooting Miami 13-of-19 (68.4) to 8-of-20 (40.0) from beyond the arc. Terry finished with 21 points, while Dirk Nowitzki totaled a game-high 29. LeBron James posted a triple-double with 17 points, 10 rebounds and 10 assists for Miami in the loss.

GAME 6 (JUNE 12, 2011) @ AMERICAN AIRLINES ARENA (20,003) — DALLAS 105, MIAMI 95

Up 3-2, the Mavericks wouldn't allow a seventh game to be played. Dallas shut the door on the series and this time got to celebrate on the Heat's home floor. With Dirk Nowitzki struggling in the opening half, Jason Terry picked up the slack for Dallas, carrying the Mavs with 19 first-half points on 8-of-10 shooting. The Mavs took a 57-56 advantage early in the third and never relinquished the lead for the remainder of the contest. Terry finished with a game-high 27 points. Nowitzki, who was named Finals MVP, finished with 21 points and a game-high 11 boards. Four of the Heat's starters scored 17-plus points, but it wasn't enough to deny the Mavs sweet redemption and their first NBA championship.



Mark Cuban allows the Mavericks' original owner, Don Carter, to accept the Larry O'Brien trophy from Commissioner Stern and present it to the team after the Game 6 victory in Miami. Finals MVP Dirk Nowitzki lifts the hardware after the Mavericks captured their first NBA title in franchise history.

FIRST ROUND VS. PORTLAND

	G	GS	MIN	FG	FGA	PCT	3FG	3FGA	PCT	FT	FTA	PCT	OFF	DEF	TOT	AST	PF	DQ	STL	TO	BLK	PTS	AVG
Nowitzki	6	6	232	52	115	.452	4	9	.444	56	63	.889	5	42	47	18	15	0	3	20	3	164	27.3
Terry	6	0	199	39	80	.488	9	25	.360	17	20	.850	1	10	11	23	11	0	6	11	0	104	17.3
Kidd	6	6	208	26	54	.481	15	38	.395	3	3	1.000	2	27	29	39	11	0	8	10	3	70	11.7
Marion	6	6	186	28	59	.475	0	1	.000	7	7	1.000	10	27	37	12	15	0	5	6	5	63	10.5
Stojakovic	6	0	141	20	48	.417	13	31	.419	4	5	.800	2	10	12	0	7	0	4	1	1	57	9.5
Chandler	6	6	173	13	23	.565	0	0	—	13	20	.650	30	27	57	2	22	1	1	6	3	39	6.5
Barea	6	0	106	12	37	.324	1	7	.143	6	8	.750	1	7	8	15	11	0	1	7	0	31	5.2
Stevenson	6	6	76	5	15	.333	4	10	.400	3	4	.750	0	4	4	4	7	0	2	4	0	17	2.8
Haywood	6	0	113	6	11	.545	0	0	—	3	15	.200	17	14	31	1	16	0	1	5	7	15	2.5
Brewer	2	0	4	0	0	—	0	0	—	0	0	—	0	1	1	0	2	0	0	0	0	0	0.0
Cardinal	3	0	2	0	0	—	0	0	—	0	0	—	0	1	1	0	0	0	0	0	0	0	0.0
Mahinmi	1	0	0	0	0	—	0	0	—	0	0	—	0	0	0	0	0	0	0	0	0	0	0.0
MAVERICKS	6	-	1440	201	442	.455	46	121	.380	112	145	.772	68	170	238	114	117	1	31	72	22	560	93.3
BLAZERS	6	-	1440	199	439	.453	30	100	.308	101	129	.783	55	171	226	102	125	0	34	69	31	529	88.2

WESTERN CONFERENCE SEMIFINALS VS. L.A. LAKERS

	G	GS	MIN	FG	FGA	PCT	3FG	3FGA	PCT	FT	FTA	PCT	OFF	DEF	TOT	AST	PF	DQ	STL	TO	BLK	PTS	AVG
Nowitzki	4	4	150	39	68	.574	8	11	.727	15	16	.938	2	35	37	10	7	0	3	7	2	101	25.3
Terry	4	0	124	27	46	.587	13	19	.684	12	14	.857	1	8	9	15	5	0	5	4	2	79	19.8
Stojakovic	4	0	101	18	35	.514	11	21	.524	3	4	.750	0	9	9	2	7	0	3	1	0	50	12.5
Barea	4	0	72	17	34	.500	3	12	.250	9	11	.818	0	4	4	22	1	0	0	4	0	46	11.5
Marion	4	4	122	14	37	.378	0	1	.000	6	7	.857	10	17	27	11	7	0	3	11	3	34	8.5
Kidd	4	4	129	9	32	.281	7	24	.292	6	9	.667	1	12	13	33	11	0	8	15	2	31	7.8
Chandler	4	4	125	11	17	.647	0	0	—	6	10	.800	6	24	30	1	11	0	1	1	4	30	7.5
Stevenson	4	4	52	5	18	.313	5	14	.357	0	0	—	0	3	3	6	10	0	1	3	1	15	3.8
Cardinal	1	0	5	1	1	1.000	1	1	1.000	0	0	—	0	1	1	1	0	0	0	0	0	3	3.0
Haywood	4	0	62	4	7	.571	0	0	—	3	5	.600	10	13	23	2	12	0	0	6	5	11	2.8
Brewer	3	0	14	3	7	.429	1	3	.333	0	0	—	0	1	1	1	2	0	3	1	0	7	2.3
Mahinmi	1	0	5	0	0	—	0	0	—	2	4	.500	0	1	1	0	1	0	0	0	0	2	2.0
MAVERICKS	4	-	960	148	300	.493	49	106	.462	64	80	.800	30	128	158	104	74	0	27	58	19	408	102.3
LAKERS	4	-	960	140	331	.423	15	76	.197	58	80	.725	52	112	164	74	79	0	34	48	18	353	88.3

WESTERN CONFERENCE FINALS VS. OKLAHOMA CITY

	G	GS	MIN	FG	FGA	PCT	3FG	3FGA	PCT	FT	FTA	PCT	OFF	DEF	TOT	AST	PF	DQ	STL	TO	BLK	PTS	AVG
Nowitzki	5	5	202	49	88	.557	4	11	.364	59	61	.967	3	28	29	13	9	0	2	21	4	181	32.2
Terry	5	0	185	24	65	.369	9	23	.391	20	21	.952	1	7	8	10	18	0	7	9	1	77	15.4
Marion	5	5	167	29	58	.500	0	2	.000	13	16	.813	12	19	31	8	18	1	8	5	7	71	14.2
Barea	5	0	85	22	46	.478	6	13	.462	7	8	.875	3	11	14	15	6	0	2	3	0	57	11.4
Kidd	5	5	183	15	39	.385	9	25	.360	9	10	.900	6	20	28	43	8	0	17	10	0	48	9.6
Chandler	5	5	159	14	26	.538	0	0	—	12	16	.750	19	34	53	1	20	1	4	4	5	40	8.0
Haywood	5	0	74	7	10	.700	0	0	—	11	17	.647	5	7	12	1	14	0	0	1	3	25	5.0
Stojakovic	5	0	82	10	32	.313	5	21	.238	0	0	—	1	7	8	5	3	0	3	5	1	25	5.0
Stevenson	5	5	101	6	28	.214	5	21	.238	3	4	.750	0	3	3	0	14	0	4	2	0	20	4.0
Brewer	1	0	5	1	2	.500	0	0	—	0	0	—	0	0	0	0	1	0	1	1	0	2	2.0
Mahinmi	1	0	1	0	0	—	0	0	—	0	0	—	0	0	0	0	2	0	0	0	0	0	0.0
MAVERICKS	5	-	1225	177	394	.449	38	116	.328	134	153	.876	50	134	184	96	113	2	48	62	21	526	105.2
THUNDER	5	-	1225	177	388	.456	22	80	.275	130	155	.839	67	155	222	86	121	3	36	81	33	506	101.2



NBA FINALS VS. MIAMI

	G	GS	MIN	FG	FGA	PCT	3FG	3FGA	PCT	FT	FTA	PCT	OFF	DEF	TOT	AST	PF	DQ	STL	TO	BLK	PTS	AVG
Nowitzki	6	6	242	52	125	.416	7	19	.368	45	46	.978	2	56	58	12	15	0	4	17	4	156	26.0
Terry	6	0	195	38	77	.494	11	28	.393	21	28	.750	3	9	12	19	10	0	8	8	0	108	18.0
Maron	6	6	215	34	71	.479	0	1	.000	14	17	.824	14	24	38	14	13	0	5	14	4	82	13.7
Chandler	6	6	224	19	32	.594	0	0	—	20	32	.625	24	29	53	4	24	0	7	3	7	58	9.7
Barea	6	3	128	21	55	.382	6	18	.333	5	7	.714	4	9	13	19	10	0	3	9	0	53	8.8
Kidd	6	6	225	14	36	.389	12	28	.429	6	8	.750	2	25	27	38	6	0	7	21	6	46	7.7
Stevenson	6	3	103	13	24	.542	13	23	.565	3	4	.750	1	8	9	2	9	0	4	1	1	42	7.0
Mahinmi	3	0	27	3	5	.600	0	0	—	3	5	.600	3	2	5	0	13	0	1	0	0	9	3.0
Haywood	3	0	25	1	3	.333	0	0	—	3	6	.500	2	5	7	0	6	0	1	1	3	5	1.7
Cardinal	5	0	30	2	3	.667	2	3	.667	1	2	.500	0	1	1	1	8	0	1	3	0	7	1.4
Stojakovic	4	0	26	1	5	.200	0	4	.000	0	0	—	0	3	3	0	4	0	2	2	0	2	0.6
MAVERICKS	6		1440	198	436	.454	51	124	.411	121	155	.781	55	171	226	109	118	0	43	81	24	568	94.7
HEAT	6		1440	202	448	.451	45	130	.346	105	148	.709	64	167	231	117	128	0	48	87	27	554	92.3

CUMULATIVE PLAYOFF STATISTICS

	G	GS	MIN	FG	FGA	PCT	3FG	3FGA	PCT	FT	FTA	PCT	OFF	DEF	TOT	AST	PF	DQ	STL	TO	BLK	PTS	AVG
Nowitzki	21	21	826	192	396	.485	23	50	.460	175	186	.941	12	159	171	53	46	0	12	65	13	582	27.7
Terry	21	0	684	128	268	.478	42	95	.442	70	83	.843	6	34	40	67	44	0	26	32	3	368	17.5
Maron	21	21	690	105	225	.467	0	5	.000	40	47	.851	46	87	133	45	53	1	21	38	19	250	11.9
Kidd	21	21	744	64	161	.398	43	115	.374	24	30	.800	11	84	95	153	38	0	40	56	10	195	9.3
Barea	21	3	398	72	172	.419	16	50	.320	27	34	.794	8	31	39	71	28	0	6	23	0	187	8.9
Chandler	21	21	680	57	98	.582	0	0	—	53	78	.679	79	114	193	8	77	2	13	14	19	167	8.0
Stojakovic	19	0	350	49	120	.408	29	77	.377	7	9	.778	3	29	32	7	21	0	12	9	2	134	7.1
Stevenson	21	18	332	29	83	.349	27	68	.397	9	12	.750	1	18	19	12	40	0	11	10	2	94	4.5
Haywood	18	0	275	18	31	.581	0	0	—	20	43	.465	34	39	73	4	48	0	2	13	18	58	3.1
Mahinmi	6	0	33	3	5	.600	0	0	—	5	9	.556	3	3	6	0	16	0	1	0	0	11	1.8
Brewer	6	0	23	4	9	.444	1	3	.333	0	0	—	0	2	2	1	5	0	4	2	0	9	1.5
Cardinal	9	0	37	3	4	.750	3	4	.750	1	2	.500	0	3	3	2	8	0	1	3	0	10	1.1
TEAM	21		5065	724	1572	.461	184	467	.394	431	533	.809	203	603	806	423	422	3	149	271	86	2063	98.2
OPPONENTS	21		5065	718	1606	.447	132	386	.290	394	512	.770	238	605	843	379	453	3	152	285	107	1942	92.5

2010 PLAYOFFS

FIRST ROUND VS. SAN ANTONIO

No.	W-L	Date	Site	Dal-Opp	Series	Dallas High Scorer	Dallas High Reb.	Opp High Scorer	Attendance
1	W	4/18	AA Center	100-94	1-0	Nowitzki 36	Dampier 12	Duncan 27	(c) 20,372
2	L	4/21	AA Center	88-102	1-1	Ferry 27	Nowitzki 10	Duncan 25	(c) 20,728
3	L	4/23	AT&T Center	90-94	1-2	Nowitzki 35	Nowitzki 7	Duncan 25	(c) 18,581
4	L	4/25	AT&T Center	89-92	1-3	Nowitzki 17	Nowitzki 11	Hill 29	(c) 18,581
5	W	4/27	AA Center	103-81	2-3	Butler 35	Butler 11	Parker 18	(c) 20,557
6	L	4/29	AT&T Center	87-97	2-4	Nowitzki 33	Kidd 8	Ginobli 26	(c) 18,581

2008 PLAYOFFS

FIRST ROUND VS. SAN ANTONIO

No.	W-L	Date	Site	Dal-Opp	Series	Dallas High Scorer	Dallas High Reb.	Opp High Scorer	Attendance
1	W	4/18	AT&T Center	105-97	1-0	Howard 25	Dampier 11	Duncan 27	(c) 18,797
2	L	4/20	AT&T Center	84-105	1-1	Ferry 16	Nowitzki 6	Parker 38	(c) 18,797
3	W	4/23	AA Center	88-67	2-1	Nowitzki 20	Dampier 9	Parker 12	(c) 20,491
4	W	4/25	AA Center	99-90	3-1	Howard 28	Nowitzki 13	Parker 43	(c) 20,829
5	W	4/28	AT&T Center	106-93	4-1	Nowitzki 31	Dampier 12	Duncan 38	(c) 18,797

CONFERENCE SEMIFINALS VS. DENVER

No.	W-L	Date	Site	Dal-Opp	Series	Dallas High Scorer	Dallas High Reb.	Opp High Scorer	Attendance
1	L	5/3	Pepsi Center	95-109	0-1	Nowitzki 28	Nowitzki 10	None 24	(c) 19,631
2	L	5/5	Pepsi Center	105-117	0-2	Nowitzki 35	Nowitzki 9	Anthony/Wene 25	(c) 19,890
3	L	5/9	AA Center	105-106	0-3	Nowitzki 33	Nowitzki 18	Billups 32	(c) 20,620
4	W	5/11	AA Center	119-117	1-3	Nowitzki 44	Nowitzki 13	Anthony 41	(c) 20,523
5	L	5/13	Pepsi Center	110-124	1-4	Nowitzki 32	Nowitzki 10	Anthony 38	(c) 19,962

2008 PLAYOFFS

FIRST ROUND VS. NEW ORLEANS

No.	W-L	Date	Site	Dal-Opp	Series	Dallas High Scorer	Dallas High Reb.	Opp High Scorer	Attendance
1	L	4/19	New Orleans Arena	92-104	0-1	Nowitzki 31	Nowitzki 10	Pau 35	(c) 17,446
2	L	4/22	New Orleans Arena	103-127	0-2	Nowitzki 27	Bass 8	Pau 32	(c) 17,855
3	W	4/25	AA Center	97-87	1-2	Nowitzki 32	Nowitzki 19	Pargo 30	(c) 20,839
4	L	4/27	AA Center	84-97	1-3	Nowitzki 22	Nowitzki 13	West 24	(c) 20,544
5	L	4/29	New Orleans Arena	84-98	1-4	Nowitzki 22	Nowitzki 13	West 24	(c) 18,260

2007 PLAYOFFS

FIRST ROUND VS. GOLDEN STATE

No.	W-L	Date	Site	Dal-Opp	Series	Dallas High Scorer	Dallas High Reb.	Opp High Scorer	Attendance
1	L	4/22	AA Center	85-97	0-1	Howard 21	Howard 13	Davis 33	(c) 20,732
2	W	4/25	AA Center	112-89	1-1	Ferry 28	Howard 11	Jackson 30	(c) 20,867
3	L	4/27	ORACLE Arena	91-109	1-2	2 tied with 20	Nowitzki 12	Richardson 30	(c) 20,629
4	L	4/29	ORACLE Arena	89-103	1-3	Nowitzki 23	Nowitzki 15	Davis 33	(c) 20,672
5	W	5/1	AA Center	119-112	2-3	Nowitzki 30	Nowitzki 12	Davis 27	(c) 21,041
6	L	5/3	ORACLE Arena	86-111	2-4	2 tied with 20	Nowitzki 10	Jackson 33	(c) 20,877

2006 PLAYOFFS

FIRST ROUND VS. MEMPHIS

No.	W-L	Date	Site	Dal-Opp	Series	Dallas High Scorer	Dallas High Reb.	Opp High Scorer	Attendance
1	W	4/23	AA Center	103-93	1-0	Nowitzki 31	Dampier 12	Gast 24	(c) 20,340
2	W	4/26	AA Center	94-79	2-0	Nowitzki 31	3 tied with 8	Gesol 16	(c) 20,612
3	W	4/28	FedEx Forum	94-89 (OT)	3-0	Nowitzki 26	3 tied with 9	Atkins 20	17,871
4	W	5/1	FedEx Forum	102-76	4-0	Nowitzki 27	Howard 8	Gesol 25	15,104

CONFERENCE SEMIFINALS VS. SAN ANTONIO

No.	W-L	Date	Site	Dal-Opp	Series	Dallas High Scorer	Dallas High Reb.	Opp High Scorer	Attendance
1	L	5/7	AT&T Center	85-87	0-1	Stackhouse 24	Nowitzki 14	Duncan 31	(c) 18,797
2	W	5/9	AT&T Center	113-91	1-1	Howard 27	Howard/Nowitzki 9	Duncan 28	(c) 18,797
3	W	5/13	AA Center	104-103	2-1	Nowitzki 27	Nowitzki 15	Duncan 35	(c) 20,865
4	W	5/15	AA Center	123-118 (OT)	3-1	Ferry 32	Dampier/Nowitzki 9	Parker 33	(c) 20,969
5	L	5/17	AT&T Center	97-88	3-2	Nowitzki 31	Nowitzki 10	Duncan 36	(c) 18,797
6	L	5/19	AA Center	85-91	3-3	Nowitzki 25	Nowitzki 21	Ginobli 30	(c) 20,985
7	W	5/22	AT&T Center	119-111 (OT)	4-3	Nowitzki 37	Nowitzki 15	Duncan 41	(c) 18,797



CONFERENCE FINALS VS. PHOENIX

No.	W-L	Date	Site	Dal Opp	Series	Dallas High Scorer	Dallas High Reb.	Opp High Scorer	Attendance
1	L	5/24	AA Center	118-121	0-1	Hams 30	Nowitzki 19	Drew 34	(c)20,789
2	W	5/26	AA Center	105-98	1-1	Nowitzki 30	Nowitzki 14	Drew 25	(c)20,934
3	W	5/28	US Airways Center	95-88	2-1	Nowitzki 28	Nowitzki 17	Nash 21	(c)18,422
4	L	5/30	US Airways Center	86-106	2-2	Howard 16	Howard 9	Babosa 24	(c)18,422
5	W	6-1	AA Center	112-101	3-2	Nowitzki 50	Nowitzki 12	T. Thomas 26	(c)20,977
6	W	6/3	US Airways Center	102-93	4-2	Nowitzki 24	Howard 15	Drew 30	(c)18,422

NBA FINALS VS. MIAMI

No.	W-L	Date	Site	Dal Opp	Series	Dallas High Scorer	Dallas High Reb.	Opp High Scorer	Attendance
1	W	6/8	AA Center	90-80	1-0	Terry 32	Howard 12	Wade 28	(c)20,475
2	W	6/11	AA Center	99-85	2-0	Nowitzki 26	Nowitzki 16	Wade 23	(c)20,459
3	L	6/13	AA Arena	96-98	2-1	Nowitzki 30	Dampier 9	Wade 42	(c)20,145
4	L	6-5	AA Arena	74-98	2-2	Terry 17	Nowitzki 9	Wade 36	(c)20,145
5	L	6/18	AA Arena	100-101 (OT)	2-3	Terry 35	Howard 10	Wade 43	(c)20,145
6	L	6/20	AA Center	92-95	2-4	Nowitzki 29	Nowitzki 15	Wade 36	(c)20,522

2005 PLAYOFFS

FIRST ROUND VS. HOUSTON

No.	W-L	Date	Site	Dal Opp	Series	Dallas High Scorer	Dallas High Reb.	Opp High Scorer	Attendance
1	L	4/23	AA Center	86-98	0-1	Nowitzki 21	Howard 10	McGrady 34	(c)20,768
2	L	4/25	AA Center	111-113	0-2	Nowitzki 26	Dampier 9	Yao 33	(c)20,894
3	W	4/28	Toyota Center	106-102	1-2	Nowitzki 28	ED/Dhr/JT 6	McGrady 28	(c)18,199
4	W	4/30	Toyota Center	97-93	2-2	Terry 32	Nowitzki 7	McGrady 36	(c)18,211
5	W	5/2	AA Center	103-100	3-2	Nowitzki 23	Nowitzki 13	Yao 30	(c)20,894
6	L	5/5	Toyota Center	83-101	3-3	Stackhouse 21	Nowitzki 13	McGrady 37	(c)18,215
7	W	5/7	AA Center	116-76	4-3	Terry 31	Nowitzki 14	Yao 33	(c)20,884

CONFERENCE SEMIFINALS VS. PHOENIX

No.	W-L	Date	Site	Dal Opp	Series	Dallas High Scorer	Dallas High Reb.	Opp High Scorer	Attendance
1	L	5/9	Amer. West Arena	102-127	0-1	Nowitzki 26	Nowitzki 13	Stoudemire 40	(c)18,422
2	W	5/11	Amer. West Arena	108-106	1-1	Finley 31	Dampier/Nowitzki 12	Stoudemire 38	(c)18,422
3	L	5/13	AA Center	102-119	1-2	Nowitzki 21	Nowitzki 13	Stoudemire 37	(c)20,896
4	W	5/15	AA Center	119-109	2-2	Howard 29	Dampier 11	Nash 48	(c)20,894
5	L	5/18	Amer. West Arena	108-114	2-3	Nowitzki 34	Dampier 14	Nash 34	(c)18,422
6	L	5/20	AA Center	126-130 (OT)	2-4	Terry 38	Howard 14	Nash 39	(c)20,815

2004 PLAYOFFS

FIRST ROUND VS. SACRAMENTO

No.	W-L	Date	Site	Dal Opp	Series	Dallas High Scorer	Dallas High Reb.	Opp High Scorer	Attendance
1	L	4/18	ARCO Arena	105-116	0-1	Nowitzki 32	Nowitzki 13	Stajakovic 28	(c)17,317
2	L	4-20	ARCO Arena	79-83	0-2	Nowitzki 26	Damie's 11	Bibby 24	(c)17,317
3	W	4/24	AA Center	104-79	1-2	Damie's 22	Howard 14	Bibby/Webber 22	(c)20,580
4	L	4/26	AA Center	92-94	1-3	Nowitzki 21	Nowitzki 14	Bibby 22	(c)20,677
5	L	4/29	ARCO Arena	110-119	1-4	Nowitzki 31	Nowitzki 14	Bibby 38	(c)17,317

2003 PLAYOFFS

FIRST ROUND VS. PORTLAND

No.	W-L	Date	Site	Dal Opp	Series	Dallas High Scorer	Dallas High Reb.	Opp High Scorer	Attendance
1	W	4-19	AA Center	96-86	1-0	Nowitzki 46	Nowitzki 10	Wallace 29	(c)20,336
2	W	4/23	AA Center	103-99	2-0	Nash 28	Nowitzki 9	Wells 45	(c)20,356
3	W	4/25	Rose Garden	115-103	3-0	Nowitzki 42	Nowitzki 10	Patterson 19	(c)19,980
4	L	4/27	Rose Garden	79-98	3-1	Nowitzki 26	Nowitzki 11	Randolph 25	(c)19,580
5	L	4/30	AA Center	99-103	3-2	Nowitzki 35	Nowitzki 11	Randolph 22	(c)20,438
6	L	5/2	Rose Garden	103-125	3-3	Nash 21	Griffin 8	Randolph 21	(c)20,602
7	W	5/4	AA Center	107-95	4-3	Nowitzki 31	Nowitzki 11	S. Damme/Wallace 17	(c)20,281

CONFERENCE SEMIFINALS VS. SACRAMENTO

No.	W-L	Date	Site	Dal Opp	Series	Dallas High Scorer	Dallas High Reb.	Opp High Scorer	Attendance
1	L	5/6	AA Center	113-124	0-1	Fin/Nash/V. Exel 20	Nowitzki 11	Stajakovic 26	(c)20,525
2	W	5/8	AA Center	132-110	1-1	Van Exel 36	Nowitzki 12	Webber 31	(c)20,491
3	W	5/10	ARCO Arena	141-137 (2OT)	2-1	Van Exel 40	Nowitzki 20	Stajakovic 39	(c)17,317
4	L	5/11	ARCO Arena	83-99	2-2	Be. Finley 16	Nowitzki 11	Turkoglu 17	(c)17,317
5	W	5/13	AA Center	112-99	3-2	Nash 25	Nowitzki 15	Christie 21	(c)20,566
6	L	5/15	ARCO Arena	109-115	3-3	Van Exel 35	Nowitzki 12	Stajakovic 24	(c)17,317
7	W	5/17	AA Center	112-88	4-3	Nowitzki 38	Nowitzki 19	Bibby 25	(c)20,586



2011-12 PLAYOFFS

CONFERENCE FINALS VS. SAN ANTONIO

No.	W-L	Date	Site	Dal Opp	Series	Dallas High Scorer	Dallas High Reb.	Opp High Scorer	Attendance
1	W	5/19	SBC Center	113-110	1-0	Nowitzki 38	Nowitzki 15	Duncan 40	(c)18,797
2	L	5/21	SBC Center	106-119	1-1	Finley 29	Finley/Nowitzki 10	Duncan 32	(c)18,797
3	L	5/23	AA Center	83-96	1-2	Van Exel 16	Nowitzki 9	Duncan 34	(c)20,695
4	L	5/25	AA Center	95-102	1-3	Finley/Nash 25	Williams/Van Exel 8	Parker 25	(c)20,561
5	W	5/27	SBC Center	103-91	2-3	Finley 31	Fin/Naj/Williams 8	Duncan 23	(c)18,797
6	L	5/29	AA Center	78-90	2-4	Van Exel 19	LaFrentz 12	Jackson 24	(c)20,812

2002 PLAYOFFS

FIRST ROUND VS. MINNESOTA

No.	W-L	Date	Site	Dal Opp	Series	Dallas High Scorer	Dallas High Reb.	Opp High Scorer	Attendance
1	W	4/21	AA Center	101-94	1-0	Nowitzki 30	Nowitzki 15	Blumpe 25	(c)20,010
2	W	4/24	AA Center	122-110	2-0	Nowitzki 31	Nowitzki 15	Garnett 31	(c)20,894
3	W	4/28	Target Center	115-102	3-0	Nowitzki 39	Nowitzki 17	Garnett 22	(c)18,795

CONFERENCE SEMIFINALS VS. SACRAMENTO

No.	W-L	Date	Site	Dal Opp	Series	Dallas High Scorer	Dallas High Reb.	Opp High Scorer	Attendance
1	L	5/4	ARCO Arena	91-108	0-1	Nowitzki 23	Nowitzki 14	Stojakovic 26	(c)17,317
2	W	5/6	ARCO Arena	110-102	1-1	Nash 30	Nowitzki 15	Webber/Bibby 22	(c)17,317
3	L	5/9	AA Center	119-125	1-2	Finley 37	LaFrentz 13	Webber 31	(c)20,265
4	L	5/11	AA Center	113-115 (OT)	1-3	Nowitzki 31	Nowitzki 12	Webber 30	(c)20,274
5	L	5/13	ARCO Arena	101-114	1-4	Nowitzki 32	Nowitzki 12	Webber/Bibby 23	(c)17,317

2001 PLAYOFFS

FIRST ROUND VS. UTAH

No.	W-L	Date	Site	Dal Opp	Series	Dallas High Scorer	Dallas High Reb.	Opp High Scorer	Attendance
1	L	4/21	Delta Center	86-88	0-1	Finley 26	Nowitzki 12	Maione 26	19,100
2	L	4/24	Delta Center	98-109	0-2	Finley 32	Finley/Bradley 8	Malone 34	(c)19,911
3	W	4/28	Reunion Arena	94-91	1-2	Nowitzki 33	Howard 11	Maione 29	(c)18,187
4	W	5/1	Reunion Arena	107-77	2-2	Nowitzki 33	Finley 12	Maione 25	(c)18,300
5	W	5/3	Delta Center	84-83	3-2	Finley 33	Howard 8	Malone 24	(c)19,911

CONFERENCE SEMIFINALS VS. SAN ANTONIO

No.	W-L	Date	Site	Dal Opp	Series	Dallas High Scorer	Dallas High Reb.	Opp High Scorer	Attendance
1	L	5/5	Alamodome	78-94	0-1	Finley 17	Bradley 12	Duncan 31	32,798
2	L	5/7	Alamodome	86-100	0-2	Finley 24	Howard 11	Duncan 25	27,690
3	L	5/9	Reunion Arena	90-104	0-3	Nowitzki 15	Buckner 12	Robinson 19	(c)18,237
4	W	5/12	Reunion Arena	112-108	1-3	Nowitzki 30	Nowitzki 9	Duncan 29	(c)18,187
5	L	5/14	Alamodome	87-105	1-4	Nowitzki 42	Nowitzki 18	Duncan 32	25,863

1999 PLAYOFFS

FIRST ROUND VS. PORTLAND

No.	W-L	Date	Site	Dal Opp	Series	Dallas High Scorer	Dallas High Reb.	Opp High Scorer	Attendance
1	L	4/26	Port. Mem. Col.	102-109	0-1	Harper 24	Tarpley 14	Porte 28	(c)12,884
2	L	4/28	Port. Mem. Co.	107-114	0-2	Harper 23	Tarpley 17	Duckworth 18	(c)12,884
3	L	5/1	Reunion Arena	82-106	0-3	Blackman 23	Tarpley 15	Kersey 28	(c)17,007

1998 PLAYOFFS

FIRST ROUND VS. HOUSTON

No.	W-L	Date	Site	Dal Opp	Series	Dallas High Scorer	Dallas High Reb.	Opp High Scorer	Attendance
1	W	4/28	Reunion Arena	120-110	1-0	Tarpley 24	Tarpley 9	Olajuwon 34	(c)17,007
2	L	4/30	Reunion Arena	108-119	1-1	Tarpley 23	Tarpley 13	Floyd 42	(c)17,007
3	W	5/3	Summit	93-92	2-1	Tarpley 17	Tarpley 13	Olajuwon 36	(c)16,611
4	W	5/5	Summit	107-97	3-1	Aguirre 38	Donaldson 10	Olajuwon 40	(c)16,611

CONFERENCE SEMIFINALS VS. DENVER

No.	W-L	Date	Site	Dal Opp	Series	Dallas High Scorer	Dallas High Reb.	Opp High Scorer	Attendance
1	L	5/10	McNichols	115-126	0-1	Aguirre 26	Donaldson 13	Lever 30	(c)17,022
2	W	5/12	McNichols	112-108	1-1	Blackman 31	Donaldson 13	English/Lever 22	(c)17,022
3	L	5/14	Reunion Arena	105-107	1-2	Perkins 17	Tarpley 15	English 23	(c)17,007
4	W	5/15	Reunion Arena	124-103	2-2	Aguirre 34	Tarpley 13	English 24	(c)17,007
5	W	5/17	McNichols	110-106	3-2	Aguirre 25	Tarpley 18	Schayes 33	(c)17,022
6	W	5/19	Reunion Arena	108-95	4-2	RB/SP 23	Tarpley 19	English 34	(c)17,007

CONFERENCE FINALS VS. L.A. LAKERS

No.	W-L	Date	Site	Dal Opp	Series	Dallas High Scorer	Dallas High Reb.	Opp High Scorer	Attendance
1	L	5/23	Forum	98-113	0-1	RT-MA-RB 18	Tarpley 20	Worthy 28	(c) 17,505
2	L	5/25	Forum	101-123	0-2	Aguirre 28	Tarpley 13	Scott 30	(c) 17,505
3	W	5/27	Reunion Arena	106-94	1-2	Aguirre 28	Tarpley 20	Worthy 19	(c) 17,007
4	W	5/29	Reunion Arena	1-8-104	2-2	Harper 35	Tarpley 13	Johnson 28	(c) 17,007
5	L	5/31	Forum	102-119	2-3	Aguirre 31	Tarpley 11	Worthy 28	(c) 17,505
6	W	5/2	Reunion Arena	105-103	3-3	Aguirre 23	Aguirre 13	Worthy/Scott 27	(c) 17,007
7	L	6/4	Forum	102-117	3-4	Aguirre 24	Donaldson 14	Worthy 28	(c) 17,505

1987 PLAYOFFS

FIRST ROUND VS. SEATTLE

No.	W-L	Date	Site	Dal Opp	Series	Dallas High Scorer	Dallas High Reb.	Opp High Scorer	Attendance
1	W	4/23	Reunion Arena	151-129	1-0	Aguirre 28	Tarpley 11	Chambers 35	(c) 17,007
2	L	4/25	Reunion Arena	110-112	1-1	Aguirre 28	Tarpley 8	Ellis 32	(c) 17,007
3	L	4/28	Hec. Ed.	107-117	1-2	Harper 30	Perkins 11	Ellis 43	(c) 8,150
4	L	4/30	Hec. Ed.	98-124	1-3	Blackman 25	Tarpley 17	Chambers 31	(c) 8,150

1986 PLAYOFFS

FIRST ROUND VS. UTAH

No.	W-L	Date	Site	Dal Opp	Series	Dallas High Scorer	Dallas High Reb.	Opp High Scorer	Attendance
1	W	4/18	Reunion Arena	101-93	1-0	Blackman 25	Perkins 15	Maiorone 23	(c) 17,007
2	W	4/20	Reunion Arena	113-106	2-0	Aguirre 27	Perkins 10	Maiorone 31	(c) 17,007
3	L	4/23	Salt Palace	98-100	2-1	Donaldson 17	Donaldson 20	Green 32	11,635
4	W	4/25	Salt Palace	117-113	3-1	Perkins 29	Perkins 12	Bailey 24	(c) 12,683

CONFERENCE SEMIFINALS VS. L.A. LAKERS

No.	W-L	Date	Site	Dal Opp	Series	Dallas High Scorer	Dallas High Reb.	Opp High Scorer	Attendance
1	L	4/27	Forum	116-130	0-1	Vincent 18	Donaldson 10	Abdul-Jabbar 28	(c) 17,505
2	L	4/30	Forum	113-117	0-2	Aguirre 28	Aguirre 12	Abdul-Jabbar 26	(c) 17,505
3	W	5/2	Reunion Arena	110-108	1-2	Aguirre 27	Donaldson 14	Abdul-Jabbar 28	(c) 17,007
4	W	5/4	Reunion Arena	120-118	2-2	Aguirre 39	Donaldson 11	Abdul-Jabbar 33	(c) 17,007
5	L	5/6	Forum	113-116	2-3	Aguirre 27	Donaldson 8	Abdul-Jabbar 34	(c) 17,505
6	L	5/8	Reunion Arena	107-120	2-4	Aguirre 28	Donaldson 18	Abdul-Jabbar 27	(c) 17,007

1985 PLAYOFFS

FIRST ROUND VS. PORTLAND

No.	W-L	Date	Site	Dal Opp	Series	Dallas High Scorer	Dallas High Reb.	Opp High Scorer	Attendance
1	W	4/18	Reunion	139-131 (2OT)	1-0	Blackman 43	Aguirre 14	Vandeweghe 25	(c) 17,007
2	L	4/20	Reunion	121-124 (OT)	1-1	Blackman 41	Perkins 19	Vandeweghe 27	(c) 17,007
3	L	4/23	Port. Mem. Col.	109-122	1-2	MA/RB 30	JV/SP 9	Vandeweghe 24	(c) 12,666
4	L	4/25	Port. Mem. Col.	113-115	1-3	Aguirre 39	Perkins 10	Vandeweghe 27	(c) 12,666

1984 PLAYOFFS

FIRST ROUND VS. SEATTLE

No.	W-L	Date	Site	Dal Opp	Series	Dallas High Scorer	Dallas High Reb.	Opp High Scorer	Attendance
1	W	4/17	Reunion Arena	88-86	1-0	Aguirre 20	Aguirre 11	Williams 37	(c) 17,007
2	L	4/19	Reunion Arena	92-95	1-1	Blackman 28	Aguirre 17	Chambers 30	(c) 17,007
3	L	4/21	Seattle Col.	94-104	1-2	Blackman 27	Vincent 10	Sikma 23	10,229
4	W	4/24	Kingdome	107-98	2-2	Aguirre 29	MA/JV 11	Sikma 27	11,893
5	W	4/26	Moody Col.	105-104 (OT)	3-2	Blackman 29	Vincent 10	Williams 27	(c) 9,007

CONFERENCE SEMIFINALS VS. L.A. LAKERS

No.	W-L	Date	Site	Dal Opp	Series	Dallas High Scorer	Dallas High Reb.	Opp High Scorer	Attendance
1	L	4/28	Forum	91-134	0-1	Aguirre 16	Nunamaker 10	McGee 25	13,512
2	L	5/1	Forum	101-117	0-2	Blackman 27	Ellis 8	Johnson 27	15,298
3	W	5/4	Reunion Arena	125-115	1-2	Blackman 31	Cummings 14	Johnson 24	(c) 17,007
4	L	5/6	Reunion Arena	115-122 (OT)	1-3	Aguirre 34	MA/JV 7	Abdul-Jabbar 33	(c) 17,000
5	L	5/8	Forum	99-115	1-4	Blackman 25	Ellis 10	McGee 27	15,844

MAVERICKS PLAYOFF BESTS

POINTS

50	Dirk Nowitzki	vs. Phoenix	6/1/06
48	Dirk Nowitzki	vs. Oklahoma City	5/17/11
46	Dirk Nowitzki	vs. Portland	4/19/03
44	Dirk Nowitzki	vs. Denver	5/11/09
43	Rolando Blackman	vs. Portland (2OT)	4/18/85
42	Dirk Nowitzki	at Portland	4/25/03
42	Dirk Nowitzki	at San Antonio	5/14/01
41	Rolando Blackman	vs. Portland (OT)	4/20/85
40	Dirk Nowitzki	at Oklahoma City (OT)	5/23/11
40	Nick Van Exel	at Sacramento (2OT)	5/10/03
38	Dirk Nowitzki	at Minnesota	4/28/02
38	Mark Aguirre	vs. Los Angeles Lakers	5/4/86
38	Mark Aguirre	at Portland	4/25/85

REBOUNDS

21	Dirk Nowitzki	vs. San Antonio	5/19/06
20	Tyson Chandler	vs. Portland	4/25/11
20	Dirk Nowitzki	at Sacramento (2OT)	5/10/03
20	Roy Tarpley	vs. Los Angeles Lakers	5/27/89
20	Roy Tarpley	at Los Angeles Lakers	5/2/88
20	James Donaldson	at Utah	4/2/86
19	Dirk Nowitzki	vs. New Orleans	4/25/08
19	Dirk Nowitzki	vs. Phoenix	5/24/06
19	Dirk Nowitzki	vs. Sacramento	5/17/03
19	Roy Tarpley	vs. Denver	5/19/88
19	Sam Perkins	vs. Portland (OT)	4/20/85

ASSISTS

18	Derek Harper	at Los Angeles Lakers	4/30/86
15	Steve Nash	vs. Sacramento	5/9/02
14	Jason Kidd	vs. Portland	4/25/11
14	Steve Nash	at Sacramento	4/29/04
14	Steve Nash	vs. San Antonio	5/12/01
13	Steve Nash	vs. Sacramento	5/17/03

OPPONENTS PLAYOFF BESTS

POINTS

48	Steve Nash	Phoenix	5/15/05
45	Bonnie Wells	Portland	4/23/03
43	Tony Parker	San Antonio	4/26/09
43	Dwight Wade	at Miami (OT)	6/18/06
43	Dale Ellis	at Seattle	4/28/87
42	Dwight Wade	at Miami	6/13/06
42	Sleepy Floyd	Houston	4/30/88
41	Carmelo Anthony	Denver	5/11/09
41	Tim Duncan	at San Antonio (OT)	5/22/06
41	Hakeem Olajuwon	Houston	4/30/88
40	Kevin Durant	at Oklahoma City	5/17/11
40	Amar'e Stoudemire	at Phoenix	5/9/05
40	Tim Duncan	at San Antonio	5/19/03
40	Hakeem Olajuwon	at Houston	5/5/88

REBOUNDS

26	Hakeem Olajuwon	Houston	4/30/88
24	Tim Duncan	San Antonio	5/23/03
22	Tim Duncan	at San Antonio	5/7/01
21	Kevin Garnett	Minnesota	4/21/02
20	Tim Duncan	San Antonio	5/25/03
20	Tim Duncan	at San Antonio	5/14/01
20	Sam Bowie	Portland (OT)	4/20/86

ASSISTS

20	Magic Johnson	at Los Angeles Lakers	5/31/88
19	Magic Johnson	at Los Angeles Lakers	5/25/88
18	John Stockton	at Utah	4/21/01
17	Chris Paul	at New Orleans	4/22/08
17	Steve Nash	Phoenix	5/13/05
17	Magic Johnson	Los Angeles Lakers	5/8/86

at Hec Edmundson Pavilion

POINTS

DIRK NOWITZKI	3,214
JASON TERRY	1,411
Rolando Blackman	1,039
Mark Aguirre	695
Michael Finley	995

FIELD GOALS

Dirk Nowitzki	1,053
Jason Terry	512
Mark Aguirre	415
Rolando Blackman	409
Michael Finley	363

FIELD GOAL ATTEMPTS

Dirk Nowitzki	2,272
Jason Terry	1,144
Michael Finley	870
Mark Aguirre	843
Rolando Blackman	822

FIELD GOAL PERCENTAGE

(minimum 100 attempts)	
James Donaldson	688
Erick Dampier	541
Brad Davis	530
Roy Tarpley	510
Adnan Gulfin	504

3-PT FIELD GOALS

JASON TERRY	157
DIRK NOWITZKI	139
Michael Finley	109
Steve Nash	79
Nick Van Exel	51
Jerry Stackhouse	51

3-PT FIELD GOAL ATTEMPTS

JASON TERRY	404
DIRK NOWITZKI	362
Michael Finley	285
JASON KIDD	203
Steve Nash	176

3-PT FIELD GOAL PERCENTAGE

(minimum 30 attempts)	
Steve Nash	449
Brad Davis	438
DeShawn Stevenson	397
JASON TERRY	389
JASON KIDD	389
Michael Finley	382

FREE THROWS

DIRK NOWITZKI	969
JASON TERRY	230
Rolando Blackman	218
Josh Howard	208
Mark Aguirre	189
Michael Finley	160

FREE THROW ATTEMPTS

DIRK NOWITZKI	1,086
JASON TERRY	276
Josh Howard	266
Mark Aguirre	260
Rolando Blackman	250

FREE THROW PERCENTAGE

(minimum 80 attempts)	
Steve Nash	901
DIRK NOWITZKI	892
Rolando Blackman	872
Jay Vincent	864
Michael Finley	851

OFFENSIVE REBOUNDS

DIRK NOWITZKI	187
Erick Dampier	170
Josh Howard	128
Roy Tarpley	115
Sam Perkins	107

DEFENSIVE REBOUNDS

DIRK NOWITZKI	1,092
Josh Howard	316
Michael Finley	220
James Donaldson	211
Mark Aguirre	198

REBOUNDS

DIRK NOWITZKI	1 289
Josh Howard	444
Erick Dampier	366
Roy Tarpley	307
Sam Perkins	302

ASSISTS

Steve Nash	324
DIRK NOWITZKI	322
Derek Harper	295
JASON KIDD	288
JASON TERRY	287

FOULS

DIRK NOWITZKI	353
Josh Howard	213
Erick Dampier	213
JASON TERRY	188
Mark Aguirre	142

STEALS

DIRK NOWITZKI	136
JASON TERRY	86
JASON KIDD	83
Derek Harper	83
Michael Finley	71

POINTS

7-Game Series	209	Dirk Nowitzki vs. Portland (29.9) 2003
6-Game Series	168	Dirk Nowitzki vs. Phoenix (28.0) 2005
5-Game Series	172	Dirk Nowitzki vs. Denver (34.4) 2009
4-Game Series	131	Rolando Blackman vs. Portland (32.8) 1985
3-Game Series	100	Dirk Nowitzki vs. Minnesota (33.3) 2002
Game	50	Dirk Nowitzki vs. Phoenix 6/1/06
Half	35	Rolando Blackman vs. Portland (2nd) 4/20/85
Period	27	Mark Aguirre at Houston (3rd) 5/5/88
Overtime	8	Rolando Blackman vs. Portland (1st) 4/20/85

FIELD GOALS

7-Game Series	75	Dirk Nowitzki vs. Portland (75-144) 2003
6-Game Series	71	Mark Aguirre vs. L.A. Lakers (71-138) 1986
5-Game Series	95	Dirk Nowitzki vs. Denver (55-103) 2009
4-Game Series	47	Rolando Blackman vs. Portland (47-92) 1985
3-Game Series	30	Dirk Nowitzki vs. Minnesota (30-57) 2002
Game	19	Rolando Blackman vs. Portland (20T) (19-33) 4/18/85
	19	Mark Aguirre vs. L.A. Lakers (19-30) 5/4/86
Half	15	Rolando Blackman vs. Portland (2nd) (15-20) 4/20/85*
Period	10	Mark Aguirre vs. L.A. Lakers (1st) (10-13) 5/4/86
Overtime	4	Rolando Blackman vs. Portland (1st) (4-5) 4/20/85

FIELD GOAL ATTEMPTS

7-Game Series	144	Dirk Nowitzki vs. Portland (75-144) 2003
6-Game Series	138	Mark Aguirre vs. L.A. Lakers (71-138) 1986
5-Game Series	107	Dirk Nowitzki vs. Sacramento (43-107) 2002
4-Game Series	92	Rolando Blackman vs. Portland (47-92) 1985
3-Game Series	57	Dirk Nowitzki vs. Minnesota (30-57) 2002
Game	33	Rolando Blackman vs. Portland (20T) (19-33) 4/18/85
	30	Mark Aguirre vs. L.A. Lakers (19-30) 5/4/86
Half	20	Rolando Blackman vs. Portland (2nd) (15-20) 4/20/85*
	20	Rolando Blackman vs. Portland (2nd) (14-20) 4/18/85**
Period	13	Mark Aguirre vs. L.A. Lakers (1st) (10-13) 5/4/86
Overtime	6	Jason Terry vs. San Antonio (1st) (2-6) 5/15/05
	6	Rolando Blackman vs. Portland (2nd) (3-6) 4/18/85

TURNOVERS

DIRK NOWITZKI	286
JASON TERRY	150
Josh Howard	129
Steve Nash	118
Mark Aguirre	115

BLOCKS

DIRK NOWITZKI	118
Rael LaFrentz	65
Erick Dampier	59
Shawn Bradley	47
Roy Tarpley	43

MINUTES

DIRK NOWITZKI	5 127
JASON TERRY	2 937
Michael Finley	2 316
Josh Howard	2 052
Rolando Blackman	1 889

GAMES

DIRK NOWITZKI	124
JASON TERRY	83
Josh Howard	62
Erick Dampier	57
Michael Finley	56

STARTS

DIRK NOWITZKI	124
Josh Howard	57
Michael Finley	56
Rolando Blackman	48
JASON TERRY	45

FIELD GOAL PERCENTAGE

7-Game Series	# 744	James Donaldson vs. L.A. Lakers (32-43) 1988
6-Game Series	# 781	James Donaldson vs. L.A. Lakers (25-32) 1986
5-Game Series	582	Erick Dampier vs. San Antonio (15-22) 2009
4-Game Series	731	James Donaldson vs. Houston (19-26) 1988
3-Game Series	692	James Donaldson vs. Portland (9-13) 1990
Game	1 000	Several times. Most without a miss:
	8	Brad Davis at Utah 4/25/86
Half	1 000	Several times. Most without a miss:
	8	Devin Harris vs. Phoenix 5/24/06
Period	1 000	Several times. Most without a miss:
	6	Five times. Most recently: Devin Harris vs. Phoenix (3rd) 5/24/06

3-PT FIELD GOALS

7-Game Series	24	Nick Van Exel vs. Sacramento (24-53) 2003
6-Game Series	15	Jason Kidd vs. Portland (15-38) 2011
5-Game Series	14	Jason Terry vs. New Orleans (14-32) 2008
4-Game Series	13	Jason Terry vs. L.A. Lakers (13-19) 2011
3-Game Series	8	Dirk Nowitzki vs. Minnesota (8-11) 2002
Game	8	Steve Nash vs. Minnesota (8-18) 2002
Half	9#	Jason Terry vs. L.A. Lakers (9-10) 5/8/11
Period	6	Jason Terry vs. L.A. Lakers (1st) (6-7) 5/8/11
Overtime	5	Jason Terry vs. L.A. Lakers (2nd) (5-6) 5/8/11
	2	Jason Terry vs. Phoenix (1st) (2-3) 5/20/05

3-PT FIELD GOAL ATTEMPTS

7-Game Series	53	Nick Van Exel vs. Sacramento (24-53) 2003
6-Game Series	41	Jason Terry vs. Miami (13-41) 2006
5-Game Series	35	Dirk Nowitzki vs. Utah (12-35) 2001
4-Game Series	24	Jason Kidd vs. L.A. Lakers (7-24) 2011
3-Game Series	18	Steve Nash vs. Minnesota (8-18) 2002
Game	12	Nick Van Exel at Sacramento (20T) 5/10/03
	12	Michael Finley vs. Sacramento (5-12) 5/8/03
Half	8	Michael Finley at Houston (2nd) (2-8) 5/5/05
Period	8	Nick Van Exel at Sacramento (2nd) (2-8) 5/15/03
Overtime	6	Jason Terry vs. L.A. Lakers (2nd) (5-6) 5/8/11
	3	Jason Terry vs. Phoenix (1st) (2-3) 5/20/05

3-PT FIELD GOAL PERCENTAGE

7-Game Series	606
6-Game Series	750
5-Game Series	1,000
4-Game Series	727
3-Game Series	727
Game	1,000
Half	1,000
Period	1,000
Overtime	1,000

Jason Terry vs. Houston (20-33) 2005
Austin Croshere vs. Golden State (3-4) 2007
Jose Barea vs. New Orleans (2-2) 2008
Dirk Nowitzki vs. L.A. Lakers (8-11) 2011
Dirk Nowitzki vs. Minnesota (8-11) 2002
Several times. Most made without a miss: Peja Stojakovic vs. L.A. Lakers 5/8/11
Several times. Most made without a miss: Michael Finley at Phoenix (2nd) 5/11/05
Dirk Nowitzki vs. Sacramento (1st) 5/8/03
Several times. Most made without a miss: Jason Terry vs. L.A. Lakers (3rd) 5/8/11
Jason Terry at Portland (3rd) 4/21/11
Jerry Stackhouse vs. Miami (2nd) 5/11/06
Michael Finley vs. Houston (1st) 5/7/95
Dirk Nowitzki at Portland (4th) 4/25/03
Several times. Most without a miss: Five times. Most recently: Dirk Nowitzki at Memphis (1st) 4/29/06
Josh Howard at Memphis (1st) 4/29/06

FREE THROWS

7-Game Series	73
6-Game Series	56
5-Game Series	59
4-Game Series	36
3-Game Series	32
Game	24
Half	19
Period	13
Overtime	13

Dirk Nowitzki vs. San Antonio (73-80) 2006
Dirk Nowitzki vs. Portland (56-63) 2011
Dirk Nowitzki vs. Oklahoma City (59-61) 2011
Rolando Blackman vs. Portland (36-38) 1985
Dirk Nowitzki vs. Minnesota (32-36) 2002
Dirk Nowitzki vs. Oklahoma City (24-24) 5/17/11
Dirk Nowitzki vs. Oklahoma City (2nd) (19-19) 5/17/11
Dirk Nowitzki vs. Oklahoma City (3rd) (13-13) 5/17/11
Dirk Nowitzki vs. Portland (4th) (13-13) 4/16/11
Jason Terry at San Antonio (1st) (4-4) 5/22/06

FREE THROW ATTEMPTS

7-Game Series	80
6-Game Series	63
5-Game Series	62
4-Game Series	38
3-Game Series	36
Game	24
Half	19
Period	13
Overtime	13

Dirk Nowitzki vs. San Antonio (73-80) 2006
Dirk Nowitzki vs. Portland (56-63) 2011
Dirk Nowitzki vs. Denver (57-62) 2009
Dirk Nowitzki vs. Memphis (33-38) 2006
Rolando Blackman vs. Portland (36-38) 1985
Dirk Nowitzki vs. Minnesota (32-36) 2002
Dirk Nowitzki vs. Oklahoma City (24-24) 5/17/11
Dirk Nowitzki vs. San Antonio (21-24) 5/13/06
Dirk Nowitzki vs. Oklahoma City (2nd) (19-19) 5/17/11
Dirk Nowitzki vs. Oklahoma City (3rd) (13-13) 5/17/11
Dirk Nowitzki vs. Portland (4th) (13-13) 4/16/11
Jason Terry at San Antonio (1st) (4-4) 5/22/06
Jay Vincent vs. Seattle (1st) (2-4) 4/26/84

FREE THROW PERCENTAGE

7-Game Series	944
6-Game Series	1,000
5-Game Series	1,000
4-Game Series	1,000
3-Game Series	1,000
Game	1,000
Half	1,000
Period	1,000
Overtime	1,000

Jason Terry vs. San Antonio (17-18) 2006
Jason Kidd vs. Portland (3-3) 2011
Shawn Manow vs. Portland (7-7) 2011
Michael Finley vs. San Antonio (32-32) 2003
Dirk Nowitzki vs. San Antonio (22-22) 2003
Several times. Most made without a miss: Pat Cummings vs. Seattle (9-9) 1984
Brad Davis vs. Houston (13-13) 1988
Steve Nash vs. Minnesota (17-17) 2002
Rolando Blackman vs. Portland (10-10) 1990
Several times. Most made without a miss: Dirk Nowitzki vs. Oklahoma City 5/17/11
Several times. Most made without a miss: Dirk Nowitzki vs. Oklahoma City (2nd) 5/17/11
Several times. Most made without a miss: Dirk Nowitzki vs. Oklahoma City (3rd) 5/17/11
Dirk Nowitzki vs. Portland (4th) 4/16/11
Several times. Most made without a miss: Jason Terry at San Antonio (1st) 5/22/06

OFFENSIVE REBOUNDS

7-Game Series	44
6-Game Series	31
5-Game Series	23
4-Game Series	19
3-Game Series	10
Game	13
Half	7
Period	6
Overtime	2

Roy Tarpley vs. L.A. Lakers 1988
Roy Tarpley vs. Denver 1988
Antoine Walker vs. Sacramento 2004
Erick Dampier vs. Memphis 2006
Sam Perkins vs. Portland 1990
Tyson Chandler vs. Portland 4/25/11
Tyson Chandler vs. Portland (2nd) 4/25/11
Roy Tarpley vs. L.A. Lakers (1st) 5/27/88
Roy Tarpley vs. L.A. Lakers (2nd) 5/27/88
Erick Dampier vs. San Antonio (1st) 5/15/06
Sam Perkins vs. Portland (1st) 4/18/85

DEFENSIVE REBOUNDS

7-Game Series	91
6-Game Series	60
5-Game Series	50
4-Game Series	37
3-Game Series	42
Game	19
Half	11
Period	11
Overtime	3

Dirk Nowitzki vs. Sacramento 2003
Dirk Nowitzki vs. Phoenix 2006
Dirk Nowitzki vs. New Orleans 2008
James Donaldson vs. Utah 1986
Dirk Nowitzki vs. Minnesota 2002
Dirk Nowitzki vs. San Antonio 5/19/06
James Donaldson vs. L.A. Lakers (2nd) 5/8/85
Sam Perkins vs. Portland (1st) 4/20/85
James Donaldson vs. L.A. Lakers (3rd) 5/8/86
Sam Perkins vs. Portland (1st) 4/20/85
Jason Kidd at Oklahoma City (1st) 5/23/11
Jay Vincent vs. Seattle (1st) 4/26/84

REBOUNDS

7-Game Series	100
6-Game Series	85
5-Game Series	60
4-Game Series	51
3-Game Series	47
Game	21
Half	14
Period	9
Overtime	3

Dirk Nowitzki vs. Sacramento 2003
Roy Tarpley vs. Denver 1988
Dirk Nowitzki vs. New Orleans 2008
Sam Perkins vs. Portland 1985
Dirk Nowitzki vs. Minnesota 2002
Dirk Nowitzki vs. San Antonio 5/19/06
Mark Aguirre vs. Seattle 4/19/84
Four times. Most recently: Dirk Nowitzki vs. San Antonio (3rd) 5/19/06
Jason Kidd at Oklahoma City (1st) 5/23/11
Erick Dampier vs. San Antonio (1st) 5/15/06
Michael Finley vs. Sacramento (1st) 5/11/02
Jay Vincent vs. Seattle (1st) 4/26/84

ASSISTS

7-Game Series	54
6-Game Series	53
5-Game Series	45
4-Game Series	33
3-Game Series	27
Game	16
Half	9
Period	7
Overtime	2

Steve Nash vs. Portland 2003
Derek Harper vs. L.A. Lakers 1988
Derek Harper vs. L.A. Lakers 1986
Steve Nash vs. Sacramento 2004
Jason Kidd vs. L.A. Lakers 2011
Steve Nash vs. Minnesota 2002
Derek Harper at L.A. Lakers 4/30/86
Jason Kidd vs. San Antonio (2nd) 4/18/10
Steve Nash vs. Minnesota (2nd) 4/24/02
Derek Harper at L.A. Lakers (2nd) 4/30/86
Steve Nash vs. San Antonio (1st) 5/12/01
Steve Nash at Sacramento (2nd) 5/10/03
Steve Nash at Sacramento (1st) 5/10/03
Rolando Blackman vs. Seattle (1st) 4/26/84

BLOCKED SHOTS

7-Game Series	18
6-Game Series	16
5-Game Series	15
4-Game Series	15
3-Game Series	15
Game	6
Half	6
Period	5
Overtime	2

Rael LaFrentz vs. Sacramento 2003
Rael LaFrentz vs. San Antonio 2003
Rael LaFrentz vs. Sacramento 2002
Shawn Bradley vs. San Antonio 2001
Shawn Bradley vs. Utah 2001
Erick Dampier vs. Memphis 2006
Roy Tarpley vs. Portland 1980
Four times. Most recently: Rael LaFrentz at Sacramento 5/15/03
Shawn Bradley at San Antonio (1st) 5/5/01
Shawn Bradley at San Antonio (1st) 5/5/01
Kurt Nimphus vs. Seattle (1st) 4/26/84

STEALS

7-Game Series	12
6-Game Series	16
5-Game Series	17
4-Game Series	9
3-Game Series	9
Game	7
Half	5
Period	4
Overtime	2

Derek Harper vs. L.A. Lakers 1988
Derek Harper vs. L.A. Lakers 1986
Jason Kidd vs. Oklahoma City 2011
Derek Harper vs. Houston 1988
Dirk Nowitzki vs. Minnesota 2002
Derek Harper at L.A. Lakers 4/30/86
Three times. Most recently: Dirk Nowitzki at San Antonio 5/14/01
Dirk Nowitzki vs. Houston (3rd) 5/2/05
Jay Vincent vs. Portland (1st) 4/20/85

FOULS

7-Game Series	36	Erick Dampier vs. San Antonio 2006
	35	Josh Howard vs. Houston 2005
6-Game Series	29	Raef LaFrentz vs. San Antonio 2003
5-Game Series	24	Raef LaFrentz vs. Sacramento 2002
4-Game Series	21	Roy Tarpley vs. Houston 1988
3-Game Series	17	Sam Perkins vs. Portland 1990
Game	6	Several times. Most recently: Erick Dampier and Keith Van Horn at San Antonio 5/22/06
Half	6	Several times
Period	5	Three times. Most recently: Dirk Nowitzki vs. Minnesota (4th) 4/24/02
Overtime	3	Devin Harris at Miami (1st) 6/18/06
	3	Dirk Nowitzki vs. Phoenix (1st) 5/20/05

DISQUALIFICATIONS

7-Game Series	3	Josh Howard vs. Houston 2005
6-Game Series	2	Roy Tarpley vs. Denver 1988
5-Game Series	2	Mark Aguirre vs. Seattle 1984
4-Game Series	1	Several times. Most recently: Roy Tarpley vs. Houston 1988
3-Game Series	2	Sam Perkins vs. Portland 1990

POINTS

7-Game Series	802	vs. Sacramento (114.6) 2003
6-Game Series	679	vs. L.A. Lakers (113.2) 1986
5-Game Series	534	vs. Denver (106.8) 2009
	534	vs. Sacramento (108.8) 2002
4-Game Series	482	vs. Portland (120.5) 1985
3-Game Series	338	vs. Minnesota (112.7) 2002
Game	151	vs. Seattle (129) 4/23/87
1st Half	83#	vs. Sacramento (61) 5/8/03
2nd Half	74	vs. Seattle (70) 4/23/87
1st Period	45#	vs. L.A. Lakers (33) 5/4/86
2nd Period	41	vs. Sacramento (28) 5/9/02
3rd Period	43	vs. Seattle (29) 4/23/87
4th Period	43	vs. Houston (37) 4/28/88
Overtime	18	at Memphis (13) (1st) 4/29/06
	18	vs. Portland (10) (2nd) 4/18/85
FIELD GOALS	59	vs. Seattle (59-99) 4/23/87
FIELD GOAL ATTEMPTS	112	vs. Portland (207) (54-112) 4/18/85
	105	at Seattle (39-105) 4/30/87
FIELD GOAL PERCENTAGE803	vs. L.A. Lakers (44-73) 5/8/11
3-PT FIELD GOALS	20#	vs. L.A. Lakers (20-32) 5/8/11
3-PT FIELD GOAL ATTEMPTS	42#	at Sacramento (207) (19-42) 5/10/03
	37	at Golden State (12-37) 5/3/07
3-PT FIELD GOAL PERCENTAGE	1.000	vs. L.A. Lakers (5-5) 5/4/86
	1.000	at Utah (5-5) 4/25/86
FREE THROWS	49	at San Antonio (49-50) 5/19/03
CONSECUTIVE FREE THROWS	51	at San Antonio (49) 5/19/03: 1st Period: Last 3; 2nd Period: 17; 3rd Period: 9; 4th Period: 20 at San Antonio (2) 5/21/03; 1st Period: First 2 at Portland (48-55) 4/25/85
FREE THROW ATTEMPTS	55	at Portland (48-55) 4/25/85
FREE THROW PERCENTAGE	1.000	Five times. Most recently: at Portland (10-10) 4/23/10 at Seattle 4/30/87
OFFENSIVE REBOUNDS	26	vs. San Antonio 4/23/09
DEFENSIVE REBOUNDS	46	vs. Sacramento 5/13/03
REBOUNDS	58	vs. Sacramento 5/13/03
ASSISTS	36	Several times. Most recently: vs. Denver 5/15/88
FOULS	38	at Miami (OT) 6/18/06
	36	at San Antonio 5/19/03
DISQUALIFICATIONS	3	at San Antonio (OT) 5/22/06
	2	Six times. Most recently: at Houston 5/5/05
STEALS	19	vs. Sacramento 4/24/04
TURNOVERS	21	at Denver 5/12/88
BLOCKED SHOTS	11	at Sacramento 4/18/04
	11	vs. Sacramento 5/13/03

TURNOVERS

7-Game Series	21	Dirk Nowitzki vs. San Antonio 2006
6-Game Series	21	Jason Kidd vs. Miami 2011
5-Game Series	22	Steve Nash vs. Sacramento 2002
4-Game Series	15	Jason Kidd vs. L.A. Lakers 2011
	15	Mark Aguirre vs. Portland 1985
3-Game Series	13	Rolando Blackman vs. Portland 1990
Game	9	Steve Nash vs. Sacramento (OT) 5/11/02
	8	Jason Kidd at Denver 5/3/09
Half	6	Jason Kidd at Denver (2nd) 5/3/09
Period	5	Jason Kidd at L.A. Lakers (3rd) 5/2/11
Overtime	2	Devin Harris vs. San Antonio (1st) 5/15/06

MINUTES

7-Game Series	310	Dirk Nowitzki vs. San Antonio 2006
6-Game Series	275	Michael Finley vs. San Antonio 2003
5-Game Series	234	Michael Finley vs. Sacramento 2002
4-Game Series	169	Rolando Blackman vs. Portland 1985
	169	Sam Perkins vs. Portland 1985
3-Game Series	139	Michael Finley vs. Minnesota 2002
Game (REG)	48	Several times. Most recently: Dirk Nowitzki at New Orleans 4/29/08
Game (OT)	52	Michael Finley vs. Sacramento 5/11/02
Game (2OT)	58	Dirk Nowitzki at Sacramento 5/10/03

POINTS

7-Game Series	702	vs. Houston (100.3) 2005
	702	vs. Portland (100.3) 2003
6-Game Series	551	vs. Miami (81.8) 2006
5-Game Series	453	vs. San Antonio (90.6) 2001
4-Game Series	393	vs. Memphis (98.2) 2006
3-Game Series	301	vs. Portland (100.3) 1990
Game	74	at Miami (98) 5/15/06
1st Half	33	at Utah (48) 5/3/01
2nd Half	27	at Portland (49) 4/27/03
1st Period	8	at San Antonio (22) 4/29/10
2nd Period	14	Two times. Most recently: vs. New Orleans (25) 4/27/08
3rd Period	10	at Portland (33) 4/27/03
4th Period	7	at Miami (20) 6/15/06
Overtime	4	vs. Sacramento (6) (1st) 5/11/02
FIELD GOALS	24	vs. Houston (24-68) 4/23/05
FIELD GOAL ATTEMPTS	66	vs. Portland (27-66) 4/16/11
	66	vs. San Antonio (32-66) 5/13/06
FIELD GOAL PERCENTAGE	316	at Miami (25-76) 6/15/06
3-PT FIELD GOALS	0	Several times. Most recently: at San Antonio (0-11) 5/14/01
3-PT FIELD GOAL ATTEMPTS	0	at Seattle 4/24/84

3-PT FIELD GOAL PERCENTAGE...

	11	000 Several times. Most attempted without a make: at San Antonio 5/14/01
FREE THROWS	4	vs. San Antonio (4-6) 5/23/03
FREE THROW ATTEMPTS	6	vs. San Antonio (4-6) 5/23/03
FREE THROW PERCENTAGE	522	vs. Portland (12-23) 5/1/90
OFFENSIVE REBOUNDS	4	vs. Miami 6/9/11
	4	vs. Minnesota 4/21/02
DEFENSIVE REBOUNDS	15	at Portland 5/2/03
REBOUNDS	26	vs. Miami 6/9/11
ASSISTS	8	at San Antonio 5/7/06
FOULS	12	vs. Phoenix 5/26/06
STEALS	1	vs. Denver 5/9/09
	1	at Utah 4/24/01
	1	at Seattle 4/24/84
TURNOVERS	6	Five times. Most recently: vs. Portland 4/19/11
BLOCKED SHOTS	0	at Miami (0T) 6/18/06
	0	vs. Portland 4/23/03
	0	vs. L.A. Lakers 5/8/86

INDIVIDUAL PLAYOFF HIGHS

POINTS	48	Steve Nash, Phoenix 5/15/05
FIELD GOALS	20	Steve Nash, Phoenix (20-20) 5/15/05
FG ATTEMPTS	30	Alex English, at Denver (15-30) 5/17/88
	30	Peja Stojakovic, at Sacramento (20T) (14-30) 5/10/03
FIELD GOAL PCT	1 000	Several times. Most made without a miss: Bob Hansen, at Utah 4/25/86
	9	Stephen Jackson at Golden State (7-8) 5/3/07
3-PT FIELD GOALS	7	Eight times. Most recently: J.R. Smith at Denver (4-10) 5/13/09
3-PT FIELD GOAL ATTEMPTS	10	Most made without a miss: Michael Finley, at San Antonio 4/18/09
3-PT FIELD GOAL PCT	1.000	5 Mike Bibby, Sacramento 5/9/02
ALL THROWS	21	Dwyane Wade at Miami (OT) (21-25) 6/18/06
	18	Kevin Durant, Oklahoma City (18-19) 5/17/11
FREE THROW ATTEMPTS	25	Dwyane Wade at Miami (OT) (21-25) 6/18/06
	19	Kevin Durant, Oklahoma City (18-19) 5/17/11
	19	Tim Duncan, at San Antonio (12-19) 5/19/03
	19	Tim Duncan, San Antonio (11-19) 5/12/01
FREE THROW PCT	1 000	Several times. Most made without a miss: Larry Spriggs, at L.A. Lakers 4/28/84
OFFENSIVE REBOUNDS	9	Several times. Most recently: Udonis Haslem, at Miami 6/13/06
DEFENSIVE REBOUNDS	19	Hakeem Olajuwon, Houston 4/30/88
REBOUNDS	26	Hakeem Olajuwon, Houston 4/30/88
ASSISTS	20	Maqic Johnson, at L.A. Lakers 5/31/88
STEALS	6	Doug Christie, Sacramento (OT) 5/11/02
	5	Several times. Most recently: Kobe Bryant, at L.A. Lakers 5/4/11
TURNOVERS	9	Kevin Durant at Oklahoma City (OT) 5/23/11
	9	Steve Nash, Phoenix 5/15/05
BLOCKED SHOTS	7	Clemson Johnson, at Seattle 4/30/87
	7	Mark Eaton, Utah 4/20/86
MINUTES		
Game (REG)	48	Shawn Marion, at Phoenix 5/18/05
	48	David Wesley, vs. Houston 5/2/05
	48	Bonzi Wells, at Portland 4/27/03
Game (OT)	52	Quentin Richardson, Phoenix 5/20/05
Game (2OT)	56	Peja Stojakovic, at Sacramento 5/10/03

TEAM PLAYOFF HIGHS

POINTS		
7-Game Series	777	Sacramento (111.0) 2003
6-Game Series	709	L.A. Lakers (118.2) 1986
5-Game Series	603	L.A. Lakers (120.6) 1984
4-Game Series	492	Portland (123.0) 1985
3-Game Series	329	Portland (109.7) 1990
Game	137	at Sacramento (Dallas 141) (20T) 5/10/03
	134	at L.A. Lakers (Dallas 91) 4/28/84
1st Half	69	at San Antonio (Dallas 44) 5/21/03
	69	L.A. Lakers (51) 5/8/86
2nd Half	70	Seattle (74) 4/23/87
1st Period	40	Sacramento (44) 5/8/03
2nd Period	39	at Sacramento (Dallas 29) 4/29/04
	39	at Portland (Dallas 34) 4/25/03
	39	at Portland (Dallas 27) 4/28/90
3rd Period	39	at L.A. Lakers (Dallas 25) 5/8/84
4th Period	41	Seattle (31) 4/23/87
Overtime	19	Phoenix (15) (1st) 5/20/05
FIELD GOALS	57	Portland (57-102) (20T) 4/18/85
	52	at Sacramento (52-108) (20T) 5/10/03
	52	Seattle (52-107) 4/23/87
	52	at L.A. Lakers (52-85) 4/27/86
FG ATTEMPTS	108	at Sacramento (20T) (52-108) 5/10/03
	107	Seattle (52-107) 4/23/87
FIELD GOAL PCT	615	at L.A. Lakers (48-78) 5/25/88
3-PT FIELD GOALS	16	Golden State (16-35) 5/1/07
3-PT FIELD GOAL ATTEMPTS	35	Golden State (16-35) 5/1/07
3-PT FIELD GOAL PCT	1 000	at Utah (1-1) 4/23/86
	1 000	at L.A. Lakers (2-2) 4/28/84
	1 000	at Seattle (1-1) 4/19/84
FREE THROWS	40	at Utah (40-45) 4/24/01
FREE THROW ATTEMPTS	49	at Miami (32-49) (OT) 6/18/06
	48	at San Antonio (31-48) 5/19/03
FREE THROW PCT	1 000	New Orleans (13-13) 4/25/08
OFFENSIVE REBOUNDS	25	Seattle 4/23/87
DEFENSIVE REBOUNDS	44	Sacramento 4/26/04
	44	at Sacramento (20T) 5/10/03
REBOUNDS	68	Sacramento 4/26/04
ASSISTS	38	at L.A. Lakers 5/25/88
FOULS	37	at Portland 4/25/85
STEALS	15	at Miami 6/2/11
	15	at Denver 5/3/09
TURNOVERS	26	at Oklahoma City (OT) 5/23/11
	26	Sacramento 4/24/04
BLOCKED SHOTS	13	at L.A. Lakers 5/8/84

OPPONENT HIGHS/LOWS

FIELD GOAL ATTEMPTS61	Memphis (28-61) 4/26/06
FIELD GOAL PCT321	San Antonio (25-78) 4/23/09
FREE THROWS7	Miami (7-19) 6/8/06
	Seattle (OT) (7-10) 4/26/84
FREE THROW ATTEMPTS10	Seattle (OT) (7-10) 4/26/84
FREE THROW PCT368	Miami (7-19) 6/8/06
OFFENSIVE REBOUNDS4	Two times. Most recently at New Orleans 4/22/08
DEFENSIVE REBOUNDS20	Several times. Most recently: Houston 5/7/05
REBOUNDS28	at L.A. Lakers 5/25/88
ASSISTS9	Golden State 4/25/07
	at Memphis 5/1/06
FOULS12	at L.A. Lakers 5/2/11
STEALS0	Phoenix 5/28/06
THUNDER6	at Utah 4/23/85
BLOCKED SHOTS0	Several times. Most recently: at San Antonio 4/18/09

TEAM PLAYOFF LOWS

POINTS	
7-Game Series683	Houston (97.6) 2005
6-Game Series529	Portland (88.2) 2011
5-Game Series448	Utah (89.6) 2001
4-Game Series337	Memphis (84.2) 2006
3-Game Series306	Minnesota (102.0) 2002
Game67	San Antonio (Dallas 88) 4/23/09
1st Half30	San Antonio at Dallas (46) 4/23/09
2nd Half30	at Memphis (Dallas 38) 4/29/06
1st Period11	Portland at Dallas (16) 4/23/11
2nd Period12	Memphis at Dallas (24) 4/26/06
3rd Period10	Sacramento at Dallas (29) 5/13/03
4th Period10	at San Antonio (Dallas 29) 5/27/03
Overtime4	at Oklahoma City (Dallas 11) 5/23/11
FIELD GOALS25	San Antonio (28-78) 4/23/09

ALL-TIME MAVERICKS TEAM PLAYOFF STATISTICS

SEASON	G	FGM	FGA	PCT	3PM	3PA	PCT	FTM	FTA	PCT	OFF	DEF	REBOUNDS				PF-D	STL	TO	BLK	PTS	AVG
													TOT	AST	PF-D	STL						
1984	10	397	901	.441	5	30	.167	218	261	.835	159	273	432	217	215-4	57	131	36	1017	101.7		
1985	4	171	383	.471	9	24	.375	131	157	.834	82	107	189	98	94-2	29	81	10	482	120.5		
1986	10	426	871	.489	30	58	.517	226	289	.782	139	280	419	250	215-2	86	142	31	1108	110.8		
1987	4	175	356	.492	2	25	.080	114	152	.750	81	118	179	88	99-2	27	59	17	486	116.5		
1988	17	730	1473	.498	25	83	.289	349	482	.755	279	482	781	411	353-4	128	253	87	1834	107.9		
1990	3	115	243	.473	9	29	.310	82	81	.765	34	86	120	61	82-3	24	54	17	301	100.3		
2001	10	322	808	.399	61	172	.355	217	256	.848	122	288	410	170	234-2	59	116	55	922	92.2		
2002	8	318	704	.452	67	177	.379	169	202	.837	87	248	335	157	206-3	50	100	37	872	109.0		
2003	20	774	1721	.450	184	463	.397	350	422	.829	223	618	841	408	486-6	121	250	103	2082	104.1		
2004	5	191	482	.396	25	67	.287	91	118	.771	102	159	261	103	108-0	48	88	33	498	99.6		
2005	13	495	1094	.452	86	227	.379	291	370	.786	187	378	565	227	295-5	94	171	66	1367	105.2		
2006	23	831	1842	.451	110	347	.317	522	645	.809	290	701	987	351	587-6	152	295	99	2294	99.7		
2007	8	205	485	.423	42	133	.316	139	188	.772	84	182	286	107	143-9	58	88	30	591	88.5		
2008	5	158	394	.401	36	104	.348	118	150	.787	72	154	225	97	103-0	29	58	20	470	94.0		
2009	10	356	767	.470	73	206	.354	231	284	.813	92	315	407	181	228-1	65	130	38	1016	101.6		
2010	6	204	476	.429	38	116	.328	111	140	.793	72	191	263	111	135-1	45	78	30	557	92.8		
2011	21	724	1572	.461	184	467	.394	431	533	.809	203	603	806	423	422-3	149	271	86	2053	98.2		

ALL-TIME OPPONENTS TEAM PLAYOFF STATISTICS

SEASON	G	FGM	FGA	PCT	3PM	3PA	PCT	FTM	FTA	PCT	OFF	DEF	REBOUNDS				PF-D	STL	TO	BLK	PTS	AVG
													TOT	AST	PF-D	STL						
1984	10	481	891	.517	13	45	.289	153	212	.722	132	315	447	277	255-2	84	133	89	1088	108.8		
1985	4	208	394	.523	5	20	.250	75	97	.773	70	139	280	123	120-4	31	61	20	482	123.0		
1986	10	462	900	.513	18	43	.419	179	240	.746	133	284	417	288	248-1	65	120	49	1121	112.1		
1987	4	188	373	.504	9	24	.375	97	126	.770	67	120	187	117	119-4	28	53	32	482	120.5		
1988	17	726	1503	.483	49	137	.358	335	411	.815	253	451	784	442	391-3	129	210	78	1838	108.0		
1990	3	120	261	.460	7	21	.333	82	116	.707	52	89	141	74	76-1	27	41	18	329	109.7		
2001	10	354	775	.457	53	136	.388	198	274	.723	125	338	456	234	240-2	57	135	53	958	95.9		
2002	8	315	683	.461	43	125	.344	197	259	.761	119	273	392	166	193-5	54	118	33	878	108.8		
2003	20	746	1643	.454	132	379	.348	470	624	.753	260	668	928	462	441-6	138	274	89	2094	104.7		
2004	5	198	421	.442	33	90	.367	86	121	.711	63	176	239	47.8	109-1	50	82	23	491	98.2		
2005	13	507	1067	.475	106	253	.419	268	345	.775	161	388	549	250	308-5	92	182	77	1388	106.8		
2006	23	801	1703	.470	122	354	.345	476	669	.712	201	679	880	371	562-9	141	330	110	2200	95.7		
2007	8	220	474	.464	82	189	.367	129	178	.733	71	179	250	104	149-4	49	91	28	631	105.2		
2008	5	198	498	.485	34	74	.459	84	108	.778	58	155	205	104	112-0	30	42	28	514	102.8		
2009	10	374	776	.482	67	190	.353	210	285	.737	92	281	373	198	237-2	76	111	41	1025	102.5		
2010	6	215	468	.459	25	78	.321	105	149	.705	57	184	251	109	119-0	37	75	19	560	93.3		
2011	21	718	1606	.447	112	386	.290	394	512	.770	238	605	843	379	453-3	152	285	107	1942	92.5		



THE GOLDEN STATE OF TEXAS

PLAYOFF GAMES LARGEST MARGINS OF VICTORY AND DEFEAT

BIGGEST WINS

Margin	Opponent	Score	Date	Site
40	Houston (Game 7)	116-76	5/7/05	Dallas
36	L.A. Lakers (Game 4)	122-86	5/8/11	Dallas
30	Utah (Game 4)	107-77	5/1/01	Dallas
26	Memphis (Game 4)	102-76	5/1/06	Memphis
25	Sacramento (Game 3)	104-79	4/24/04	Dallas
22	San Antonio (Game 5)	103-81	4/27/10	Dallas
22	San Antonio (Game 2)	113-91	5/9/05	San Antonio
22	Sacramento (Game 2)	132-110	5/8/03	Dallas
22	Seattle (Game 1)	151-129	4/23/87	Dallas
21	San Antonio (Game 3)	88-67	4/23/09	Dallas
21	Denver (Game 4)	124-103	5/15/88	Dallas
19	Sacramento (Game 5)	112-93	5/13/03	Dallas
18	Phoenix (Game 5)	117-101	6/1/06	Dallas

BIGGEST LOSSES

Margin	Opponent	Score	Date	Site
43	L.A. Lakers (Game 1)	91-134	4/28/84	Los Angeles
26	Seattle (Game 4)	98-124	4/30/87	Seattle
25	Golden State (Game 8)	86-111	5/3/87	Golden State
25	Phoenix (Game 1)	102-127	5/9/05	Phoenix
24	New Orleans (Game 2)	103-127	4/22/08	New Orleans
24	Miami (Game 4)	74-98	6/15/06	Miami
22	Portland (Game 6)	103-126	5/2/03	Portland
22	L.A. Lakers (Game 2)	101-123	5/25/88	Los Angeles
21	San Antonio (Game 2)	84-105	4/20/09	San Antonio
20	Phoenix (Game 4)	86-106	5/30/06	Phoenix
19	Portland (Game 4)	79-98	4/27/03	Portland



DALLAS MAVERICKS OPPONENTS



NBA DIRECTORY B...	MINNESOTA TIMBERWOLVES..... 276	ORLANDO MAGIC..... 287
NEW YORK..... 286	LOS ANGELES CLIPPERS..... 277	PHILADELPHIA 76ERS..... 298
ORLANDO MAGIC..... 287	LOS ANGELES LAKERS..... 278	PHOENIX SUNS..... 299
BOSTON CELTICS..... 288	MEMPHIS GRIZZLIES..... 279	PORTLAND TRAILBLAZERS..... 290
MILWAUKEE BUCKS..... 281	INDIANA PACE..... 280	SACRAMENTO KINGS..... 291
NEW JERSEY NETS..... 283	MEMPHIS GRIZZLIES..... 279	SAN ANTONIO SPURS..... 292
NEW ORLEANS HORNETS..... 284	MINNESOTA TIMBERWOLVES..... 276	TORONTO RAPTORS..... 293
NEW YORK KNICKS..... 285	MINNESOTA TIMBERWOLVES..... 276	UTAH JAZZ..... 294
OKLAHOMA CITY THUNDER..... 286	MINNESOTA TIMBERWOLVES..... 276	WASHINGTON WIZARDS..... 295
	MINNESOTA TIMBERWOLVES..... 276	NBA D-LEAGUE..... 296
	MINNESOTA TIMBERWOLVES..... 276	





NORTH AMERICAN OFFICES

NEW YORK

Olympic Tower
645 Fifth Avenue
New York, NY 10022
Telephone 212 407 8000
Fax 212 832 386

NEW JERSEY

100 Plaza Drive
Secaucus, NJ 07094
Telephone 201 865 1500
Fax 201 974 5973

NBA STORE

590 Fifth Avenue
New York, NY 10103
Telephone 212 515-6221

NBA CITY

6068 Universal Boulevard
Orlando, FL 32819
Telephone 407 363-5919
Fax 407 370-3178

INTERNATIONAL OFFICES

EUROPEAN HEADQUARTERS

UNITED KINGDOM

125 Kensington High Street
London, W8 5SF, UK
Telephone 011-44-20-7795-8921
Fax 011-44-20-7795-8901

ITALY

Via Dogana 3
20123, Milano, Italy
Telephone: 011-39-02-8648-9361
Fax 011-39-02-809-250

RUSSIA

10 Presnenskaya nab
123917 Moscow
Telephone: 011 74 95 9677 942

SPAIN

pq. Empresaria "La Finca"
Edif. 15A, 28223
Pozuelo de Alarcón
Madrid, Spain
Telephone 001-34-91297-9700
Fax 011-34-91799-5999

TURKEY

Astoria İş Merkezi
Buyukdere Cad. No:127 A Kulek 9
Esenstepe 34394, Istanbul, Turkey
Telephone +90 212 340 7600
Fax +90 212 340 7601

LATIN AMERICAN HEADQUARTERS

American Airlines Arena
601 Biscayne Boulevard
Miami, FL 33132
Telephone 305 269 4100
Fax: 305 269 4139

MEXICO

Jose Maria Castorena 324
Suite #205-207
Col. Cuajmalpa, Mexico, D.F.
C.P. 06500
Tel: 011 5255 813 6699/7000
Fax: 011 5255 812 7464

CANADA

40 Bay Street, Suite 400
Toronto, Ontario
Canada M5J 2X2
Telephone: 416-364-2030
Fax 416 364 0205

ASIA/PACIFIC HEADQUARTERS

CHINA-BEIJING

19th Floor, Office Tower 2
China Central Place
No. 79 Jianguo Road
Chaoyang District
Beijing 100025, China
Telephone: 011-86-10-5200-8200
Fax: 011-86-10-5200-8202

CHINA-SHANGHAI

Unit 2703-08, 27/F
Tower 2, Plaza 66
1366 Nanjing West Road
Shanghai 200040, China
Telephone 011-86-21-6137 2200
Fax 011-86-21-6289-9920

HONG KONG

3101, The Lee Gardens
33 Hysan Avenue
Causeway Bay, Hong Kong
Telephone 011 852 2843-9600
Fax 011 852 2536 4808

JAPAN

Aoi Insurance Building
14th Floor
3-25-3 Yoyogi, Shibuya-ku
Tokyo 151-0053
102-0083 Japan
Telephone: 011 813 5351 2411
Fax: 011-813-3251-2470

TAIWAN

Suite 1303, No. 88, Section 2
Chung Hsiao East Road
Taipei, Taiwan 100
Telephone: 011-886 2-2358-1900
Fax 011-886 2 2358-1098

KOREA


41F Gangnam Finance Center
737 Yeoksam-dong, Gangnam-gu
Seoul, Korea 135-984
Telephone 822 2008 4617
Fax: 822 2008 4618

NBA SPORTS COMMUNICATIONS GROUP

TIM FRANK	Vice President, Basketball Communications (tfrank@nba.com)
MAUREN COYLE	Vice President, Basketball Communications (mcoyle@nba.com)
MARK BROUSSARD	Director, Basketball Communications (mbroussard@nba.com)
JOHN GARDELLA	Senior Manager, Basketball Communications (jgarde@nba.com)
Phone	212 407 8000
Fax	212-826-0579

2011-2012 NBA KEY DATES

December 22	NBA Preseason ends	June 12	2012 NBA Finals begin (possible move up to June 10)
December 24	Rosters set for NBA Opening Day (6 p.m. ET)	June 18	NBA Draft Early Entry Withdrawal Deadline (5:00 p.m. ET)
December 25	Start of the 2011-12 NBA Season	June 26	Last Possible Date for The Finals
December 26	Joe Mauer's NBA Tip-Off '11	June 28	2012 NBA Draft
February 6	10-day contracts may now be signed	July 1-10	2012 Lockout Period
February 10	All contracts are guaranteed for the remainder of the season	July 11	NBA Teams May Begin Signing Free Agents
February 24-26	2012 NBA All-Star Game (Orlando)	July 27-August 12	2012 Summer Olympics (London, England)
April 11-14	Portsmouth Invitational Tournament (Portsmouth, VA)		
April 28	Regular Season ends		
April 27	Rosters set for 2012 NBA Playoffs, 3 p.m. ET		
April 28	2012 NBA Playoffs begin		
April 29	NBA Early Entry Eligibility Deadline (11:59 p.m. ET)		
May 14-15	Conference Semifinals begin (possible move up to May 12 or 13)		
May 28-29	Conference Finals begin (possible move up to May 26 or 27)		
May 30	2012 NBA Draft Lottery		



LARRY DREW // HEAD COACH

Owners
 Executive VP/General Manager
 Assistant General Managers
 Head Coach
 Assistant Coaches
 Athletic Trainer
 Address
 Home Court
 Team Colors
 Television
 Radio

Bruce Levenson, Michael Gearon
 Rick Sund
 David Pendergraft, Scott Wilkinson
 Larry Drew
 Lester Conner, Bob Bender, Kenny Gattison, Tyrone Hill
 Wally Base
 101 Marietta St., Suite 1900, Atlanta, Ga 30303
 Philips Arena (18,371) - 1999
 Red White Blue
 SportSouth, Bob Rathbun, Dominique Wilkins, Jerome Juranovich
 680 The Fan, Steve Ho man

ATLANTA PH STAFF

Vice President of Public Relations
 Director of Media Relations
 Senior Manager of Media Relations
 Phone
 Fax

Arthur Triche (arthurtriche@atlantaspirit.com)
 Jon Stenberg (jonstenberg@atlantaspirit.com)
 Jason Roose (jasonroose@atlantaspirit.com)
 404 878 3800
 404 878 3590

DALLAS VS. ATLANTA 2010-11

PLAYER	GP-GS	MIN	FGM-FGA	FG%	FTM-FTA	FT%	ORB	DRB	TOT. AVG.	AST	PF-DBL	STL	TO	BLK	PTS. AVG.		
NOVITNY, K. D.	2-2	21:53	16-33	0.485	1-3	0.333	7-10	0.700	1	12	13/6.5	7	4-0	1	7	40/20.0	
TERRY, J.	2-0	01:13	11-21	0.524	3-5	0.500	0-0	0.889	0	6	6/3.0	10	2-0	2	6	33/16.5	
DUTLER, C.	1-1	22:58	5-11	0.455	0-1	0.000	3-3	1.000	0	5	5/5.0	1	3-0	1	1	13/13.0	
STEVENS, D.	2-2	45:27	7-14	0.500	6-12	0.500	4-6	1.000	2	3	5/2.5	6	2-0	0	2	24/12.0	
MARDON, S.	2-0	05:50	11-23	0.478	0-1	0.000	0-0	0.000	3	11	14/7.0	3	2-0	1	2	22/11.0	
CHANDLER, T.	2-2	55:40	8-15	0.533	0-0	0.000	4-4	1.000	4	7	11/5.5	1	5-0	0	2	20/10.0	
KIDD, J.	2-2	05:57	6-13	0.462	3-7	0.429	2-2	1.000	3	7	10/5.0	14	3-0	3	3	17/8.5	
HAWKINS, B.	2-0	38:18	5-7	0.714	0-0	0.000	6-9	0.667	4	6	10/5.0	0	4-0	1	1	16/8.0	
DAREAU, J.	2-0	35:32	4-13	0.308	1-4	0.250	2-2	1.000	1	5	6/3.0	5	3-0	2	0	11/5.5	
PAVLOVIC, S.	1-1	18:12	2-6	0.400	0-0	0.000	0-0	0.000	0	1	1/1.0	0	0-0	0	0	4/4.0	
MAVERICKS	2-10	480:00	75-195	0.484	14-34	0.412	36-43	0.837	10	63	93/46.5	56	28-0	11	20	6	200/19.0
HAWKS	2-10	480:00	74-157	0.471	11-45	0.244	25-32	0.781	10	50	84/42.0	40	30-1	16	25	7	184/18.4

ATLANTA VS. DALLAS 2010-11

PLAYER	GP-GS	MIN	FGM-FGA	FG%	FTM-FTA	FT%	ORB	DRB	TOT. AVG.	AST	PF-DBL	STL	TO	BLK	PTS. AVG.		
JOHNSON, J.	2-2	03:53	17-20	0.847	1-1	1.000	3-3	1.000	2	0	11/5.5	10	4-0	3	4	1	38/19.0
SMITH, J.	2-2	08:30	15-29	0.517	1-0	0.167	7-8	0.875	3	9	12/6.0	0	7-1	7	4	0	38/19.0
HOPKINS, A.	2-2	27:30	14-21	0.667	0-0	0.000	2-3	0.667	0	23	29/14.5	0	3-0	2	1	4	30/15.0
CRANFORD, J.	2-0	20:02	6-22	0.273	1-1	1.000	7-8	0.875	0	1	1/0.5	0	2-0	3	0	0	20/10.0
CRANFORD, J.	1-0	12:01	4-8	0.500	2-3	0.667	0-0	0.000	0	1	1/1.0	0	0-0	0	0	10/10.0	
BIRBY, M.	2-2	47:24	7-14	0.500	5-10	0.500	0-0	0.000	2	1	3/1.5	4	0-0	1	1	18/9.5	
WILLIAMS, M.	1-1	28:37	3-8	0.300	0-1	0.000	0-0	0.000	0	1	1/1.0	2	2-0	0	2	1	6/6.0
PERWELL, J.	1-0	07:15	2-2	1.000	0-0	0.000	0-0	0.000	2	1	3/3.0	1	3-0	0	0	4/4.0	
TEAGUE, J.	2-0	17:18	2-6	0.400	1-1	1.000	1-2	0.500	0	2	2/1.0	1	2-0	1	0	0	8/3.0
PACIOREK, J.	2-0	28:35	1-6	0.160	0-0	0.000	3-4	0.750	1	3	4/2.0	0	3-0	0	2	0	5/2.5
YANKS, M.	2-1	38:08	2-7	0.286	0-2	0.000	0-0	0.000	0	5	5/2.5	2	2-0	0	0	0	4/2.0
WILKINS, D.	1-0	08:30	0-1	0.000	0-0	0.000	2-4	0.500	0	2	2/2.0	1	1-0	0	0	0	2/2.0
COLLINS, J.	1-0	08:17	1-2	0.500	0-0	0.000	0-0	0.000	0	1	1/1.0	0	1-0	0	0	0	2/2.0
HAWKS	2-10	480:00	74-157	0.471	11-45	0.244	25-32	0.781	10	50	84/42.0	40	30-1	16	25	7	184/18.4
MAVERICKS	2-10	480:00	75-195	0.484	14-34	0.412	36-43	0.837	10	63	93/46.5	56	28-0	11	20	6	200/19.0

2011-2012 VS. MAVERICKS
 April 26 at Atlanta

2010-2011 SEASON
 44-38 (537)
 Third in Southeast

PLAYOFFS
 Defeated Orlando, 4-2
 Lost to Chicago, 4-2

DATE	SITE	W/L	SCORE	DATE	SITE	W/L	SCORE	DATE	SITE	W/L	SCORE
2/6/00	ATL	L	94-101	2/7/00	ATL	L	97-101	4/4/00	ATL	W	158-94
2/6/00	DAL	L	94-101	2/8/00	DAL	L	97-101	2/28/00	DAL	W	111-97
2/6/02	ATL	W	90-88	12/3/00	DAL	L	99-90	1/1/02	ATL	W	16-07
3/27/02	DAL	L	86-86	1/9/02	ATL	L	108-124	1/6/03	ATL	W	117-89
1/7/03	ATL	L	102-110	11/14/02	DAL	W	113-105	2/18/03	DAL	W	105-79
2/18/03	DAL	W	122-100	3/23/03	ATL	L	107-125	2/9/04	ATL	L	86-102
12/27/03	ATL	L	109-112	1/14/04	ATL	L	96-113	3/17/04	DAL	L	110-111
3/2/04	DAL	W	102-00	3/04	DAL	L	95-80	4/04	DAL	W	40-58
10/04	ATL	W	77-05	2/05	DAL	L	91-00	2/17/04	ATL	L	00-13
2/4/05	ATL	W	112-03	2/24/05	ATL	L	92-00	05	DAL	W	87-88
2/19/05	ATL	W	20-08	1/05	DAL	L	100-00	3/24/05	ATL	W	98-83
3/21/05	DAL	L	103-107	12/1/05	ATL	W	106-90	2/25/07	DAL	W	110-07
3/13/07	ATL	L	05-13	12/7/07	DAL	L	93-09	3/15/07	ATL	W	104-97
3/26/07	ATL	L	112-120	3/21/07	ATL	L	72-83	11/2/07	ATL	L	84-101
1/16/08	DAL	L	88-103	12/27/07	DAL	L	78-112	12/29/07	DAL	W	97-84
3/26/08	ATL	L	06-20	4/08	ATL	L	81-08	2/6/08	DAL	W	130-06
2/18/08	DAL	W	110-95	7/7/09	DAL	W	62-85	3/09	ATL	L	87-35
2/7/09	ATL	L	83-104	11/00	DAL	W	95-85	2/09	DAL	L	75-80
2/27/09	DAL	W	114-0	3/08	ATL	W	84-85	2/08	ATL	W	110-02
3/19/09	ATL	W	117-110	2/5/01	ATL	W	91-83	11/20/10	ATL	W	98-83
								1/29/11	DAL	W	102-81

OVERTIME

SERIES INFORMATION

Overall Series Atlanta leads 31-30
 Games in Dallas Dallas leads 17-14
 American Airlines Center Dallas leads 9-2
 Reunion Arena Atlanta 12-8
 Games in Atlanta Atlanta leads 17-13
 Current Series Streak Dallas won last two
 in Dallas Dallas won last game
 in Atlanta Dallas won last two

DALLAS:

Last Home Win 102-91 (11/25/11)
 Last Road Win 98-93 (11/20/10)
 Largest Margin of Victory 26 (105-79, 2/18/03)
 High Point Total 122 (2/19/83)
 Low Point Total 72 (3/21/97)

ATLANTA:

Last Home Win 95-87 (3/19/09)
 Last Road Win 80-75 (12/5/09)
 Largest Margin of Victory 36 (109-73, 12/17/96)
 High Point Total 127 (3/15/91)
 Low Point Total 68 (12/18/04)

SERIES NOTES

Dallas has won 19 of the last 25 meetings with Atlanta, including nine straight from 1999 to 2003. The Hawks tied a Mavericks franchise opponent low in points in a 90-68 loss on 12/18/04. Don Nelson earned his 1,000th victory on 12/29/01, joining former Hawks coach Lenny Wilkens and Pat Riley as the only coaches in the 1,000 win club. On 1/15/02, Jason Terry tallied a career-high 46 points for Atlanta in a Dallas win. In that same game, the Mavs tied their team record for most 3-pointers made in a game with 18.

SERIES SCORING RECORD VS. ATLANTA:

Dirk Nowitzki (40 on 1/15/02)

SERIES SCORING RECORD VS. DALLAS:

Jason Terry (46 on 1/15/02)





GLENN "DOC" RIVERS // HEAD COACH

CEO & Managing Partner

President

President of Basketball Operations

Head Coach

Assistant Coaches

Athletic Trainer

Address

Home Court

Team Colors

Television

Radio

Wyc Grosbeck
Rich Gotham
Danny Ainge
Glenn "Doc" Rivers
Armond Hill, Kevin Eastman, Mike Longabard, Tyrone Lue
Ed LaCerte
226 Causeway Street, 4th Floor, Boston, Mass 02114
TD Banknorth Garden (18,624) 1995
Green, Gold, Black, Brown, Beige and White
Comcast SportsNet, Mike Gorman, Tom Heinsohn, Greg Dickerson
WEEI (850 AM), Sean Grande, Cedric Maxwell

BOSTON PR STAFF

Vice President of Media Services, Alumni Relations

Director of Public Relations

Media Relations Coordinator

Phone

Fax

Jeff Twiss (jtwiss@celts.com)

Heather Walker (hwalker@celts.com)

Brian DiVito (bolive@celts.com)

617-854-8000

617-523-5949

BOSTON VS. DALLAS 2010-11

PLAYER	GP	GS	MIN	FGM	FGA	FG%	FTM	FTA	FT%	ORB	DRB	TOT	AVG	AST	PF	DTG	STR	TO	BLK	PTS	AVG
NOWITZKI, D	2-2	76:50	18-30	0.600	1-1	1.000	17-17	1.000	2	9	11/5.5	5	4-0	0	4	0	54/27.0				
TERRY, J	2-0	68:47	12-20	0.602	2-0	0.500	7-7	1.000	0	3	3/1.5	6	2-0	2	6	1	34/17.0				
CHARLIER, T	2-2	70:22	12-16	0.800	0-0	0.000	2-2	1.000	7	21	28/14.0	1	2-0	2	2	2	26/13.0				
BAREA, J	2-1	40:47	8-18	0.444	3-6	0.500	3-4	0.750	0	1	1/0.5	6	4-0	1	6	0	22/11.0				
BUTLER, C	1-1	25:47	5-13	0.385	1-3	0.333	0-2	0.000	0	1	1/1.0	0	2-0	2	3	1	11/11.0				
MARSHON, S	2-0	54:20	7-13	0.538	0-0	0.000	1-1	1.000	3	14	17/8.5	2	3-0	0	3	2	15/7.5				
STEVENSOM, D	2-2	44:21	4-12	0.333	4-8	0.444	1-2	0.500	2	1	3/1.5	2	1-0	0	8	2	13/6.5				
KIDD, J	2-2	71:01	4-14	0.286	2-7	0.286	0-0	0.000	0	3	3/1.5	10	5-0	2	6	1	18/9.0				
HAWKINS, B	2-0	20:53	2-3	0.667	0-0	0.000	1-2	0.500	0	2	2/1.0	0	2-0	1	1	1	5/2.5				
MALININMI, I	1-0	04:20	0-1	0.000	0-0	0.000	0-0	0.000	0	2	2/2.0	0	2-0	1	1	1	0/0.0				
LAHMEYER, B	1-0	01:31	0-0	0.000	0-0	0.000	0-0	0.000	0	0	0/0.0	1	1-0	0	0	0	0/0.0				
MAFFRICKS	2-10	480:00	72-145	0.497	14-32	0.438	32-37	0.865	14	57	84/42.0	42	28-0	11	34	11	190/94.0				
CELTICS	2-10	480:00	78-170	0.459	10-25	0.400	18-23	0.783	24	52	91/45.5	45	30-0	10	28	8	184/92.0				

BOSTON VS. DALLAS 2010-11

PLAYER	GP	GS	MIN	FGM	FGA	FG%	FTM	FTA	FT%	ORB	DRB	TOT	AVG	AST	PF	DTG	STR	TO	BLK	PTS	AVG	
PIRCE, P	2-7	76:24	14-24	0.583	9-12	0.750	5-8	0.625	2	8	10/5.0	3	4-0	2	4	2	2	38/19.0				
ALLEN, R	2-2	74:14	13-29	0.448	4-8	0.444	5-6	1.000	3	4	7/3.5	3	2-0	1	2	2	35/17.5					
GRINFFITX, K	2-2	72:46	18-38	0.444	0-0	0.000	2-2	1.000	4	16	20/10.0	3	0-0	2	2	1	34/17.0					
PARKINS, K	1-1	32:31	8-7	0.857	0-0	0.000	1-2	0.500	4	0	12/12.0	0	3-0	0	4	1	13/13.0					
RODRIGUEZ, R	2-2	80:49	9-24	0.375	0-1	0.000	1-1	1.000	5	3	8/4.0	27	4-0	0	6	1	18/9.0					
DAMELIS, M	2-0	28:50	6-11	0.545	0-0	0.000	2-3	0.667	1	1	2/1.0	3	4-0	0	0	1	14/7.0					
DAVIS, G	2-0	55:12	5-10	0.500	0-0	0.000	0-2	0.000	0	0	9/4.5	2	5-0	3	2	0	10/5.0					
ROBINSON, S	2-0	18:19	4-8	0.500	0-0	0.000	2-2	1.000	1	1	2/1.0	2	3-0	2	1	0	10/5.0					
ROBINSON, M	2-0	22:54	3-8	0.375	2-6	0.333	0-0	0.000	0	2	2/1.0	1	4-0	0	4	0	9/4.5					
D'NEAL, J	1-1	10:54	1-8	0.125	0-0	0.000	0-0	0.000	3	0	3/3.0	0	0-0	0	2	0	2/2.0					
WAFFER, V	1-0	08:03	1-2	0.500	0-0	0.000	0-0	0.000	1	0	1/1.0	1	0-0	0	0	0	2/2.0					
CELTICS	2-10	480:00	78-170	0.459	10-25	0.400	18-23	0.783	24	52	91/45.5	45	30-0	10	28	8	184/92.0					
MAVERICKS	2-10	480:00	72-145	0.497	14-32	0.438	32-37	0.865	14	57	84/42.0	42	28-0	11	34	11	190/94.0					

2011-2012 VS. MAVERICKS

Jan 11 at Boston

Feb 20 at Dallas

2010-2011 SEASON

56-26 (683)

First in Atlantic

PLAYOFFS

Defeated New York, 4-0

Lost to Miami, 4-1

DATE	SITE	W/L	SCORE
12/5/80	BOS	L	87-97
3/2/81	DAL	L	105-117
2-6/81	BOS	L	82-100
3/2/82	DAL	L	87-101
1/7-2/82	BOS	L	110-116
8/0/82	DAL	L	101-104
2-10/83	DAL	L	108-114*
3/28/84	BOS	L	107-114
1/27/84	DAL	L	85-114
3/8/85	BOS	L	122-133
2-8/85	BOS	L	108-114
3-10/86	DAL	W	116-115
1-14/87	BOS	L	108-117
2-18/87	DAL	L	96-113
2-7-88	DAL	L	04-05
4/3/88	BOS	L	101-110
2/28/88	DAL	W	121-116
3/3/89	BOS	L	106-107
2-28/90	BOS	L	88-111
3-4/90	DAL	W	113-02

DATE	SITE	W/L	SCORE
12/7/90	DAL	L	104-112
1/6/91	BOS	L	118-127
2-12/92	DAL	W	106-100
3/1/92	BOS	L	91-101
2-12/93	DAL	L	100-109
7-5/93	BOS	L	91-95
1/19/94	DAL	L	84-89
1/24/94	BOS	L	102-110
12/15/94	DAL	W	122-113
4/2/96	BOS	L	87-84
5-6/96	BOS	W	95-95
1/19/96	DAL	W	129-124
11/24/96	BOS	L	91-105
3-13/97	DAL	W	105-107
2-11/97	BOS	L	99-93
3-17/98	DAL	W	80-83
1998-1999	DID NOT PLAY		
2/28/00	BOS	W	100-100
3/18/00	DAL	L	99-104
2-18/01	BOS	W	106-98

DATE	SITE	W/L	SCORE
2/22/81	DAL	W	98-91
2/27/82	DAL	W	88-91
3/29/82	BOS	W	100-87
1/15/82	BOS	W	97-86
1/18/82	DAL	W	103-78
8/05/82	BOS	L	94-94
3/19/84	DAL	W	128-104
12/29/84	DAL	W	113-94
3/30/85	BOS	W	112-100
12/19/85	DAL	W	103-94
5-6/86	BOS	W	94-92
3/16/87	DAL	W	106-101
3/23/87	BOS	W	109-95
1/31/88	BOS	L	90-96
1/2/88	DAL	L	90-94
1/25/89	BOS	L	100-124
2/12/88	DAL	L	92-99
1/16/10	BOS	W	99-90
3/25/10	DAL	L	93-102
2-1	DAL	L	89-91
2/4/11	BOS	W	101-97

DAYTIME

SERIES INFORMATION

Overall Series: Boston leads 34-26
Games in Dallas: Dallas leads 16-14
American Airlines Center: Dallas leads 7-3
Reun on Arena: Boston 11-9
Games in Boston: Boston leads 20-10
Current Series Streak: Dallas won last two
in Dallas: Dallas won last game
in Boston: Dallas won last two

DALLAS:

Last Home Win: 89-87 (11/8/10)
Last Road Win: 101-97 (2/4/11)
Largest Margin of Victory: 26 (108-82 3/23/02)
High Point Total: 131 (12/29/88)
Low Point Total: 84 (1/19/94)

BOSTON:

Last Home Win: 124-100 (1/25/09)
Last Road Win: 102-93 (3/20/10)
Largest Margin of Victory: 24 (124-100, 1/25/09)
High Point Total: 137 (12/18/85)
Low Point Total: 78 (11/0/03)

SERIES NOTES

The Mavericks swept the 2010-11 season series (2-0) and have now won three of the last four meetings with the Celtics. The Mavericks snapped a four game losing streak against the Celtics with a 99-90 victory at Boston on 1/18/10. Boston won its first game in the AAC on 3/30/08 before a Dallas win on 1/7/96. The Celtics had claimed 15 straight victories over the Mavericks in Boston. Boston began the series winning 11 consecutive until the Mavericks broke the streak on 3/10/86. Jason Terry scored his 15,000th career point with a jumper (at the 5:36 mark of the third quarter) at Boston on 2/4/11. Terry connected on a career-high seven 3-pointers in a 104-102 Dallas win on 1/9/06. Brad Davis made 11 straight field goals vs. Boston on 3/3/81 with 50 points. Larry Bird owns the record for most points in a game at Reun on Arena set on 3/10/86. On 2/21/02, Dirk Nowitzki notched his first ever 20-point, 20-rebound game with a career-high 23 rebounds to go along with 33 points.


REUN ON ARENA RECORD VS. BOSTON:

Jim Jackson (40 on 12/15/94)

REUN ON ARENA RECORD VS. DALLAS:

Larry Bird (50 on 3/10/86)





PAUL SILAS // HEAD COACH

Chairman Monae Jordan
 President and CEO Fred Whitfield
 President of Basketball Operations Rod Higgins
 General Manager Riccio
 Head Coach Paul Silas
 Assistant Coaches Ralph Lewis, Stephen Silas, Rob Werdann
 Athletic Trainer Steve Smicker
 Address 333 E. Trade St., Charlotte, N.C. 28202
 Home Court Time Warner Cable Arena | 19077 - 2005
 Ticket Office Bobcats Ball White and Orange
 Television FSN Carolina SportSouth, Steve Martin, Dew Carty, Stephanie Ready
 Radio WFNZ AM, Scott Lauer

CHARLOTTE PR STAFF

Director of Basketball Communications B.J. Evans (bevans@bobcatsbasketball.com)
 Basketball Communications Manager Josh Rosen (jrosen@bobcatsbasketball.com)
 Phone 704-688-8600
 Fax 704-688-7864

DALLAS VS. CHARLOTTE 2010-11

PLAYER	GP	GS	MIN	FGM	FGA	FTM	FTA	ORB	DRB	REB	AST	STL	BLK	PTS	PTS/AVG			
MONROE, D.	2-7	70:48	11-23	0.478	1-4	0.250	0-0	3	4	7	2	0	0	6	0.86			
TERRELL, J.	2-1	09:12	17-29	0.586	2-8	0.250	7-7	1.000	0	1	1/0.5	0	4-0	4	2.00			
BUTLER, C.	1-1	33:57	9-16	0.563	0-2	0.000	3-4	0.750	1	1	2/2.0	4	2-0	1	3.00			
KIDD, J.	2-2	08:10	9-16	0.563	8-13	0.615	1-2	0.500	1	0	7/2.5	24	3-0	5	4.50			
GAREA, J.	2-1	44:21	11-23	0.478	1-4	0.250	0-1	0.000	1	0	7/2.5	3	4-0	2	4.00			
CHARLES, T.	2-2	54:44	8-17	0.462	0-0	0.000	5-6	0.833	0	0	1/1.5	4	9-0	1	4.50			
MARSHON, S.	2-0	57:35	7-16	0.462	0-2	0.000	2-2	1.000	4	10	14/7.0	4	5-0	1	5.00			
STEVENS, D.	1-1	24:29	2-7	0.286	1-0	0.000	0-0	0.000	0	3	3/2.0	1	0-0	1	0.00			
HAYWOOD, B.	2-0	33:41	2-6	0.333	0-0	0.000	1-3	0.333	1	0	10/5.0	0	4-0	0	2.00			
JONES, J.	1-0	08:47	1-2	0.500	0-0	0.000	0-0	0.000	0	0	0/0.0	0	0-0	0	0.00			
CARDINAL, B.	2-0	07:53	0-2	0.000	0-2	0.000	0-0	0.000	0	0	0/0.0	1	0-0	0	0.00			
MANNING, I.	1-0	02:23	0-0	0.000	0-0	0.000	0-0	0.000	0	1	1/1.0	0	0-0	0	0.00			
MAVERICKS	2-10	488:00	81-161	0.503	11-37	0.297	28-35	0.829	21	64	97/48.5	40	30-0	15	27	19	202/101.0	
BOBCATS	2	0	480:00	61-162	0.377	10-34	0.294	44-48	0.917	23	53	59/29.5	18	32-0	4	30	1	110/59.0

SERIES INFORMATION

Overall Series Dallas leads 14-0
 Games in Dallas Dallas leads 7-0
 Games in Charlotte Dallas leads 7-0
 Current Series Streak Dallas won last 14
 in Dallas Dallas won last seven
 in Charlotte Dallas won last seven

DALLAS:
 Last Home Win 101-86 (10/27/10)
 Last Road Win 101-92 (2/5/11)
 Largest Margin of Victory 25 (118-93, 3/12/08)
 High Point Total 118 (3/12/08)
 Low Point Total 89 (3/1/08)

CHARLOTTE:
 Last Home Win N/A
 Last Road Win N/A
 Largest Margin of Victory N/A
 High Point Total 99 (1/21/05)
 Low Point Total 76 (3/3/06)

CHARLOTTE VS. DALLAS 2010-11

PLAYER	GP	GS	MIN	FGM	FGA	FTM	FTA	ORB	DRB	REB	AST	STL	BLK	PTS	PTS/AVG			
HOWARD, C.	2	0	29:56	0-5	0.000	0-0	0.000	0	10	6	1/0.5	2	4	0	0.00			
JACKSON, S.	2-2	08:52	9-26	0.346	2-8	0.250	10-10	1.000	5	4	0/4.5	0	4-0	2	6.50			
WALLACE, G.	2-2	04:10	11-28	0.393	0-4	0.000	7-8	0.875	3	17	20/10.0	5	5-0	4	7.50			
AUGUSTINE, D.	2-2	07:22	9-27	0.333	4-12	0.333	7-8	0.875	1	3	4/2.0	7	1-0	2	1.00			
DIAMI, B.	2-2	20:17	10-24	0.417	3-8	0.375	0-0	0.000	3	5	0/4.0	5	5-0	3	5.50			
BROOKH, K.	1-1	26:31	2-7	0.286	0-0	0.000	0-0	0.000	3	0	0/0.0	1	2-0	0	0.00			
MUHAMMAD, H.	2-1	31:89	5-13	0.385	0-1	0.000	4-4	1.000	4	2	0/2.0	1	4-0	2	1.00			
ANDERSON, S.	2	0	16:28	3-7	0.429	4-0	0.000	3-5	0.600	7	3/1.5	7	0-0	2	3.50			
RIEGER, E.	1-0	22:19	2-6	0.333	0-1	0.000	0-0	0.000	1	2	3/2.0	0	2-0	0	0.00			
HENDERSON, G.	2-0	32:29	2-6	0.333	0-1	0.000	0-0	0.000	0	0	0/1.0	1	2-0	2	4.00			
BROWN, D.	1-0	12:24	1-1	1.000	0-0	0.000	0-0	0.000	0	2	2/2.0	2	0-0	0	0.00			
DRIFFO, D.	0	0	00:00	0-0	0.000	0-0	0.000	0	0	0/0.0	0	0-0	0	0	0.00			
BOBCATS	2-10	480:00	62-162	0.383	10-34	0.294	44-48	0.917	23	63	93/46.5	30	32-0	14	30	11	128/69.0	
MAVERICKS	2	0	480:00	11-16	0.688	3	0.750	29-35	0.829	21	64	99/49.5	49	38-0	15	27	19	202/101.0

2011-2012 VS. MAVERICKS

March 15 at Dallas

2010-2011 SEASON

34-48 (415)
 Fourth in Southeast

PLAYOFFS

Did not qualify

DATE	SITE	W/L	SCORE
1/21/05	CHA	W	105-99
3/18/05	DAL	W	104-83
11/11/05	CHA	W	98-88
3/3/06	DAL	W	90-76
1/20/06	CHA	W	83-85
2/28/06	CHA	W	97-84
1/23/08	CHA	W	102-95
3/12/08	DAL	W	118-93
1/18/08	CHA	W	100-83
12/1/08	DAL	W	95-90
2/17/09	DAL	W	98-97
3/1/10	CHA	W	88-84
10/27-10	DAL	W	101-86
2/6/11	CHA	W	101-92

OVERTIME


SEASON HIGHS VS. CHARLOTTE

Dirk Nowitzki (36 on 12/12/09)

SERIES SCORING RECORD VS. DALLAS:

Stephen Jackson (28 on 12/12/09)





TOM THIBODEAU // HEAD COACH

Chairman
 Executive Vice President of Basketball Operations
 General Manager
 Head Coach
 Assistant Coaches
 Athletic Trainer
 Address
 Home Court
 Team Colors
 Television
 Radio

Jerry Reinsdorf
 John Paxson
 Gar Foreman
 Tom Thibodeau
 Ron Adams, Andy Greer, Rick Brunson, Adnan Griffin, Ed Pinckney
 Fred Tedeschi
 1901 W. Madison, Chicago, Ill., 60612
 United Center (21,917) 1994
 Black and Red
 WGN/WCIU/Comcast SportsNet Net Funk, Stacey King
 WMVP (AM 1000) Chuck Swirsky, Bill Wrennington, Steve Kashul

CHICAGO PR STAFF

Senior Director, Public and Media Relations: Tom Hallam (thallam@bulls.com)
 Senior Manager, Public and Media Relations: Sebrina Brewster (sbrewster@bulls.com)
 Manager, Public and Media Relations: Matt Yob (myob@bulls.com)
 Coordinator, Public and Media Relations: Shaun Hickombottom (shhickombottom@bulls.com)
 Phone: 312 455-4000
 Fax: 312 455-4189

DALLAS VS. CHICAGO 2010-11

PLAYER	GP-GS	MIN	FGM-FTA	FT%	3PM-3PA	3P%	REB	AST	PF	BLK	STL	TO	PTS	PTS/AVG
NOVITNOV, D.	2-2	00:13	21-42	0.500	2-7	0.429	10-14	0.714	0	0	0	10	10.5/0	7
BUTLER, C.	1-1	31:27	3-10	0.300	0-0	0.000	6-6	1.000	1	4	5/5.0	2	5-0	1
HERRY, J.	2-0	71:15	8-29	0.276	2-13	0.154	3-3	1.000	2	4	6/3.0	12	2-0	2
CHANDLER, T.	2-2	58:55	6-10	0.600	0-0	0.000	8-11	0.727	0	14	22/11.0	0	9-0	0
MARION, S.	2-0	49:50	6-15	0.400	0-1	0.000	2-4	0.500	3	0	11/5.5	0	5-0	2
STEVENSON, D.	2-2	35:52	4-11	0.364	4-11	0.364	0-0	0.000	0	0	3/1.5	2	3-0	2
MCCOY, J.	2-2	71:49	4-11	0.364	3-8	0.375	0-0	0.000	1	0	7/3.5	7	2-0	1
HAYWOOD, B.	2-0	33:44	4-0	0.000	0-0	0.000	2-4	0.500	3	0	8/4.0	0	3-0	1
PAWLOWICZ, S.	1-1	18:44	0-3	0.000	0-1	0.000	3-3	1.000	0	1	1/1.0	1	3-0	1
DAREJA, J.	2-0	28:14	0-11	0.000	0-1	0.000	2-2	1.000	0	2	2/1.0	7	1-0	0
MANFRICKS	2-10	480:00	56-148	0.378	12-42	0.286	36-47	0.766	18	57	88/44.0	20	37-0	11
BULLS	2-10	480:00	65-190	0.406	12-35	0.343	28-39	0.718	37	73	121/60.5	32	41-1	11

CHICAGO VS. DALLAS 2010-11

PLAYER	GP-GS	MIN	FGM-FTA	FT%	3PM-3PA	3P%	REB	AST	PF	BLK	STL	TO	PTS	PTS/AVG
ROSE, D.	2-2	04:21	17-46	0.370	3-8	0.375	11-16	0.732	6	0	11/6.5	15	1-0	1
KORVER, K.	2-0	44:51	7-14	0.500	3-7	0.429	6-7	0.857	0	3	3/1.5	2	2-0	0
GIROUX, J.	2-2	48:53	0-19	0.000	1-4	0.250	2-4	0.500	3	2/1.0	1	1	0	0
WATSON, C.	2-0	34:03	7-16	0.438	3-6	0.500	4-4	1.000	1	2	3/1.5	2	4-0	0
NOAH, J.	1-1	40:36	5-10	0.500	0-0	0.000	0-0	0.000	6	12	17/17.0	5	5-0	2
THOMAS, K.	1-1	28:19	4-8	0.500	0-0	0.000	1-1	1.000	6	0	11/11.0	2	4-0	2
DENIG, L.	2-2	78:10	7-23	0.304	0-5	0.000	1-2	0.500	6	14	19/9.5	2	5-0	1
HAWVER, R.	2-0	52:37	6-15	0.400	0-1	0.000	0-0	0.000	2	0	8/4.0	1	3-0	0
BOGANS, K.	2-2	40:16	2-8	0.250	2-8	0.250	0-0	0.000	1	3	4/2.0	0	3-0	1
ASIK, D.	2-0	28:11	1-5	0.200	0-0	0.000	3-6	0.500	2	0	10/5.0	2	3-0	1
BULLS	2-10	480:00	56-148	0.378	12-42	0.286	36-47	0.766	18	57	88/44.0	20	37-0	11
MAVERICKS	2-10	480:00	65-190	0.406	12-35	0.343	28-39	0.718	37	73	121/60.5	32	41-1	11

2011-2012 VS. MAVERICKS
 April 21 at Chicago

2010-2011 SEASON
 62-20 (.756)
 First in Central

PLAYOFFS
 Defeated Indiana, 4-1
 Defeated Atlanta, 4-1
 Lost to Miami, 4-1

DATE	SITE	W/L	SCORE
1/13/81	DAL	W	112-109
1/23/81	CHI	L	86-106
2/21/82	CHI	W	113-97
3/17/82	DAL	L	82-102
1/24/82	DAL	W	133-127
2/20/83	CHI	L	111-124
12/3/83	DAL	W	118-100
2/17/83	CHI	L	84-102
12/8/84	CHI	L	97-98
3/23/85	DAL	L	87-107
1/27/86	DAL	W	124-118
2/16/88	CHI	W	120-114
3/8/87	CHI	L	105-115*
3/7/87	DAL	W	114-95
1/27/87	DAL	W	94-93
12/22/87	CHI	W	111-108
12/3/88	DAL	L	100-113
1/24/89	CHI	L	91-109
12/12/89	CHI	L	97-105
4/7/90	DAL	L	108-109
2/1/91	DAL	L	90-101

DATE	SITE	W/L	SCORE
3/17/91	CHI	L	86-100
11/4/91	CHI	L	92-100
1/31/92	DAL	L	92-107
1/26/93	DAL	L	88-123
3/8/93	CHI	L	97-125
11/26/93	DAL	L	95-100
1/8/94	CHI	L	81-100
11/12/94	CHI	W	124-120*
11/19/94	DAL	L	85-111
11/21/95	DAL	L	102-100*
12/19/95	CHI	L	101-114
11/29/96	DAL	L	97-110
3/25/97	CHI	L	92-94
12/29/97	CHI	L	105-111
3/12/98	DAL	W	104-97*
4/26/98	DAL	W	101-83
11/27/99	DAL	W	95-83
2/2/99	CHI	L	90-95
12/8/00	DAL	W	105-95
1/8/01	CHI	W	104-91
12/27/01	DAL	W	89-74

DATE	SITE	W/L	SCORE
1/2/02	CHI	W	107-97
11/8/02	CHI	W	114-87
11/30/02	DAL	W	103-90
11/25/03	DAL	W	124-98
1/23/04	CHI	W	106-93
2/13/04	CHI	W	94-93
12/8/05	DAL	L	100-103
12/5/05	CHI	W	102-94
1/31/06	DAL	W	96-84
11/14/06	DAL	W	111-99
1/25/07	CHI	L	85-96
12/3/07	CHI	W	103-98
2/25/08	DAL	W	102-94
11/13/08	CHI	L	81-98
2/7/08	DAL	W	115-114
3/6/10	CHI	W	122-116
3/17/10	DAL	W	113-106
9/10	DAL	W	82-89
12/20/11	CHI	L	77-82

SERIES INFORMATION

Overall Series: Dallas leads 31-30
 Games in Dallas: Dallas leads 18-13
 American Airlines Center: Dallas leads 8-2
 Reun on Arena: Chicago 11-10
 Games in Chicago: Chicago leads 17-13
 Current Series Streak: Chicago won last two in Dallas
 Chicago won last game in Chicago
 Chicago won last three

DALLAS

Last Home Win: 113-106 (3/17/10)
 Last Road Win: 122-116 (3/6/10)
 Largest Victory Margin: 27 (114-87 11/8/02)
 High Point Total: 133 (11/24/82)
 Low Point Total: 77 (11/20/11)

CHICAGO

Last Home Win: 82-77 (1/20/11)
 Last Road Win: 88-83 (1/19/10)
 Largest Victory Margin: 35 (123-88 1/26/93)
 High Point Total: 127 (11/24/82)
 Low Point Total: 82 (11/20/11)

SERIES NOTES

Chicago swept the 2010-11 season series (2-0), but Dallas has still won 21 of the last 26 meetings with the Bulls. Both clubs recorded their lowest point totals to date in the 82-77 victory by Chicago on 1/20/11. Chicago's 107-100 win in Dallas on 2/8/05 snapped a 13-game losing streak to the Mavericks. It also marked the first time the Bulls cracked the century mark vs. the Mavericks since their last win on 12/29/97. Dallas defeated Chicago, just once during a span from December of 1988 through February of 1998.

SERIES SCORING RECORD VS. DALLAS:

Jamal Mashburn (50 on 11/12/94)
 SERIES SCORING RECORD VS. DALLAS:
 George Gervin (45 on 1/27/86)





BYRON SCOTT // HEAD COACH

Majority Owner/Chairman
 General Manager
 Head Coach
 Assistant Coaches
 Athletic Trainer
 Address
 Home Court
 Team Colors
 Television
 Radio

Dan Gilbert
 Chris Grant
 Byron Scott
 Paul Pressey, Jamahl Mosley, Joe Prunty, Nate Tibbetts
 Max Benton
 One Center Court, Cleveland, Ohio 44115
 Quicken Loans Arena (20.562) 1994
 Wine and Gold
 FS Ohio: Fred McLeod, Austin Carr
 WTAM (1100 AM) John Michael, Jim Chones

CLEVELAND PR STAFF

Senior Vice President of Communications
 Basketball Communications Senior Manager
 Basketball Communications Coordinator
 Phone
 Fax

Tad Carper (tcarper@cavs.com)
 Garin Naran (gnaran@cavs.com)
 Jeff Schaefer (jschaefer@cavs.com)
 216-420-2000
 216-420-2298

DALLAS VS. CLEVELAND 2010-11

PLAYER	GP-GS	MIN	FGM-FGA	FG%	FTM-FTA	FT%	OFF	DEF	TOT. AVG.	AST	PF	DD	STL	TO	BLK	PTS	AVG.		
FERRY, J.	2-1	68:36	10-11	0.909	4-4	1.000	1	3	4	9	2	0	3	0	0	34	34.000		
MAHON, S.	2-1	57:56	16-31	0.516	0-0	0.000	7-8	0.875	8	7	16	7.5	1	2-0	1	0	39	39.000	
CHAMBERLAIN, T.	2-2	48:16	9-13	0.692	0-0	0.000	6-10	0.600	8	17	25	12.5	0	0-0	0	2	24	12.000	
STEVENSON, D.	2-2	48:41	7-17	0.412	8-15	0.533	4-5	0.800	1	5	6	2.0	4	1-0	0	1	24	12.000	
NOVITIC, D.	1-1	31:03	5-11	0.455	0-0	0.000	2-2	1.000	1	5	6	2.0	1	3-0	0	6	12	12.000	
MAHINLAI, I.	1-0	20:33	4-8	0.500	0-0	0.000	3-4	0.750	2	0	8	0.0	0	4-0	1	3	11	11.000	
JONES, D.	1-0	21:00	2-10	0.200	0-2	0.000	5-6	0.833	2	3	5	5.0	3	1-0	1	0	7	7.000	
KIDD, J.	2-2	38:39	5-19	0.263	4-11	0.364	2-2	1.000	1	7	8	4.0	16	1-0	4	7	2	16	8.000
STADRYNIAK, P.	1-1	18:53	3-9	0.333	1-8	0.125	1-2	0.500	1	4	5	5.0	0	1-0	0	0	7	7.000	
BAREJA, J.	2-0	43:08	6-17	0.353	1-4	0.250	0-0	0.000	0	1	1	1.0	11	2-0	0	0	13	6.500	
WATSON, B.	1-0	17:52	1-1	1.000	0-0	0.000	1-2	0.500	1	2	3	3.0	1	2-0	1	0	3	3.000	
CARDINAL, B.	2-0	18:40	1-2	0.500	1-2	0.500	0-0	0.000	1	1	2	1.0	1	2-0	1	2	3	1.500	
MAVERICKS	2-10	480:00	74-186	0.446	17-49	0.347	38-49	0.776	27	81	88	54.0	47	31-0	13	26	0	202	101.5
CLEVELAND	2-10	480:00	81-172	0.471	8-31	0.258	21-30	0.700	21	58	95	47.5	43	43-1	15	28	7	191	95.5

CLEVELAND VS. DALLAS 2010-11

PLAYER	GP-GS	MIN	FGM-FGA	FG%	FTM-FTA	FT%	OFF	DEF	TOT. AVG.	AST	PF	DD	STL	TO	BLK	PTS	AVG.		
JARROLD, A.	2-2	77:49	22-45	0.489	4-12	0.333	6-6	0.933	5	16	21	10.5	1	7-0	2	3	0	53	26.5
SEVENS, R.	2-1	38:49	15-25	0.600	0-0	0.000	0-0	0.000	1	12	13	6.5	25	1-0	2	5	0	38	19.0
NICKSON, J.	2-1	54:57	15-28	0.536	0-1	0.000	3-6	0.500	0	0	14	7.0	1	7-0	1	4	0	33	16.5
YINCA, C.	2-1	42:52	9-21	0.429	1-7	0.143	0-0	0.000	1	0	7	3.5	0	3-0	0	1	0	19	9.5
PARKER, A.	2-2	33:08	6-15	0.400	2-5	0.400	1-2	0.500	1	2	3	1.5	3	4-0	5	3	1	15	7.5
SULLINS, R.	2-0	32:38	5-7	0.714	0-0	0.000	3-5	0.600	2	2	4	2.0	0	11-1	1	2	2	13	6.5
WILLIAMS, M.	1-1	32:59	2-11	0.182	1-4	0.250	0-0	0.000	0	1	1	1.0	7	1-0	2	1	2	5	5.0
GEE, A.	1-0	18:37	2-2	1.000	0-0	0.000	1-2	0.500	2	3	5	5.0	1	1-0	1	2	0	5	5.0
MADDIX, J.	1-0	17:54	2-5	0.400	0-1	0.000	0-0	0.000	2	1	3	3.0	0	1-0	0	0	1	4	4.0
GIJBELO, D.	1-0	20:16	1-5	0.200	0-2	0.000	0-0	0.000	0	0	1	1.0	2	0	1	0	0	2	2.0
POWELL, L.	1-1	14:32	1-2	0.500	0-0	0.000	0-0	0.000	0	1	1	1.0	0	3-0	0	1	0	2	2.0
HARRIS, M.	2-1	28:03	1-5	0.200	0-1	0.000	0-0	0.000	1	1	2	1.0	4	1-0	0	3	0	2	1.0
GRANHAM, J.	1-0	05:36	0-1	0.000	0-0	0.000	0-0	0.000	0	2	2	2.0	0	1-0	0	0	1	0	0.0
CLEVELAND	2-10	480:00	81-172	0.471	8-31	0.258	21-30	0.700	21	58	95	47.5	43	43-1	15	28	7	191	95.5
MAVERICKS	2-10	480:00	74-186	0.446	17-49	0.347	38-49	0.776	27	81	88	54.0	47	31-0	13	26	0	202	101.5

2011-2012 VS. MAVERICKS

Feb. 4 at Cleveland

2010-2011 SEASON

19-63 (232)

Fifth in Central

PLAYOFFS

Did not qualify

DATE	SITE	W/L	SCORE	DATE	SITE	W/L	SCORE	DATE	SITE	W/L	SCORE
12/27/00	DAL	L	102-109	11/6/01	DAL	L	101-112	3/18/03	DAL	W	114-93
2/27/00	CLE	L	90-98	2/1/02	CLE	W	99-97	4/1/04	CLE	W	94-89
11/27/01	DAL	L	110-125	11/21/02	DAL	L	108-110	3/30/04	DAL	W	126-109
2/20/02	CLE	L	109-116	2/17/03	CLE	L	97-124	3/26/05	DAL	W	117-86
2/15/03	CLE	L	96-99	2/26/04	CLE	L	98-110	4/3/05	CLE	L	86-100
3-5-03	DAL	L	81-88	4/7/04	DAL	L	85-95	4-6-05	DAL	W	91-8
4-8-03	CLE	W	84-95	2/9-05	DAL	W	91-84	5-5-05	CLE	L	94-91
3/7/04	DAL	W	115-103	3/28/05	CLE	W	102-100**	3/1/07	DAL	W	95-92
1-7-05	CLE	W	91-95	12-13-05	CLE	L	87-98	4-11-07	CLE	W	98-91
3-6-05	DAL	L	128-35*	2/19/06	DAL	L	72-81	10/31/07	CLE	W	82-74
12/22/05	CLE	L	105-110	3/22/07	DAL	L	72-75	12/27/07	DAL	L	81-88
1/21/06	DAL	W	107-91	3/30/07	CLE	L	90-94	11/3/08	DAL	L	91-100
1-15/06	DAL	W	11-95	2-15-06	CLE	L	85-99	4-11-08	CLE	L	74-102
3/28/07	CLE	W	101-80	1/27/09	DAL	W	94-77*	11/28/08	CLE	L	95-111
12-15/07	CLE	L	82-106	1008-1908	- DID NOT PLAY			12/26/08	DAL	W	102-95
2-24/08	DAL	W	93-89	11/30/08	CLE	L	90-106	1/2/11	CLE	W	104-95
12-10/08	DAL	L	98-102	3/23/09	DAL	L	87-97	2/7/10	DAL	W	98-96
3-28/08	CLE	L	80-102	12/12/09	CLE	L	87-92				
2/10/09	DAL	W	105-96	2-15/09	DAL	W	102-97				
2-18/09	CLE	W	98-87	11/14/09	CLE	W	107-94				
1/23/09	DAL	L	85-89	12/13/09	DAL	W	102-82				
2/13/09	CLE	L	83-95	11/13/02	CLE	W	103-99				

SERIES SCORING RECORD VS. CLEVELAND:

Michael Finley (39 on 1/27/98)

LEBRON JAMES SCORING VS. DALLAS:

LeBron James (46 on 3/29/05)





GEORGE KARL // HEAD COACH

President & Owner
 Executive Vice President of Basketball Operations
 Head Coach
 Assistant Coaches
 Athletic Trainer
 Address
 Home Court
 Team Colors
 Television
 Radio

Josh Kroenke
 Masa Ujiri
 George Karl
 Melvin Hunt, John Welch, Chad Iske
 Jim Gillen

1000 Chopper Circle, Denver, Co 80204
 Pepsi Center (19,155) - 1999
 Blue and Gold

Altitude Sports and Entertainment: Chris Marlowe, Scott Hastings
 KRWZ (AM 950)/KCKK (AM 1510) FM 93.7 Jason Kosmicki

DENVER PR STAFF

Director of Media Relations
 Media Relations Manager/Website Coordinator
 Phone
 Fax

Tim Galt (tgalt@pepsicenter.com)
 Nick O'Hayre (nohayre@pepsicenter.com)
 303.405.1100
 303.893.3203

DALLAS VS. DENVER 2010-11

PLAYER	GP-GS	MIN	FGM-FGA	FG%	FTM-FTA	FT%	ORB	DRB	TOT	AST	PF	DTG	STL	TO	BLK	PTS	AVG
ANDRE DRAVIDA	4-0	145:12	39-72	0.500	0-0	0.000	22-25	0.960	2	31	33/0.3	11	0-0	1	0	94	23.5
TERRY JAY	4-2	136:39	30-67	0.526	15-25	0.600	11-13	0.846	1	4	5/1.3	13	10-0	0	11	86	21.5
MARION S	4-1	109:24	27-47	0.574	0-2	0.000	0-8	0.750	13	17	30/7.5	2	4-0	4	4	60	15.0
BUTLER, C	2-2	88:30	12-31	0.387	2-6	0.400	3-6	0.500	4	13	17/8.5	1	0-0	4	0	29	14.5
BREWER, C	1-0	18:53	6-9	0.568	1-2	0.500	2-2	1.000	0	1	1/1.0	1	2-0	3	1	13	13.0
CHANDLER, T	3-3	87:01	12-14	0.857	0-0	0.000	8-10	0.800	10	15	25/8.3	1	7-0	3	0	22	10.7
BAREA, J	4-0	90:25	15-33	0.485	2-10	0.200	0-8	1.000	0	1	1/8.3	15	0-0	1	0	40	10.0
KIDD, J	3-3	108:15	7-22	0.318	5-13	0.385	2-2	1.000	4	11	15/5.0	25	4-0	5	3	21	7.0
BEANBLOIS, R	1-1	18:36	2-7	0.286	0-1	0.000	2-2	1.000	0	1	1/1.0	1	0-0	1	4	5	5.0
STOJANOVIC, P	2-1	30:00	4-11	0.364	1-7	0.143	0-0	0.000	0	2	2/1.0	1	0-0	0	0	1	9.5
MARSHALL, I	3-0	22:54	2-4	0.500	0-1	0.000	3-4	0.750	4	3	7/2.3	0	0-0	2	0	1	7/2.3
WALWOOD, B	4-1	73:58	3-8	0.375	0-0	0.000	1-0	1.111	11	20	31/7.8	2	5-0	4	0	7	1.8
JONES, D	2-0	11:16	1-2	0.500	0-0	0.000	1-2	0.500	0	1	1/0.5	1	1-0	0	1	2	1.5
CARDINA, B	4-0	21:46	1-2	0.500	1-2	0.500	0-0	0.000	0	5	5/1.3	0	4-0	0	1	2	0.5
STEVENSIN, D	3-2	15:13	0-8	0.000	0-4	0.000	0-0	0.000	0	1	1/0.3	1	2-0	0	2	0	0.0
MAVERICKS	4-20	960:00	157-324	0.485	27-77	0.351	69-90	0.767	40	126	207/51.8	75	89-0	30	83	22	410/102.5
NUGGETS	4-20	960:00	63-341	0.478	48-103	0.447	57-75	0.760	44	109	177/44.3	94	80-2	40	68	14	479/107.3

DENVER VS. DALLAS 2010-11

PLAYER	GP-GS	MIN	FGM-FGA	FG%	FTM-FTA	FT%	ORB	DRB	TOT	AST	PF	DTG	STL	TO	BLK	PTS	AVG
ANDRE DRAVIDA	3-3	172:07	61-115	0.531	14-14	1.000	12-24	0.500	12-13	0.923	7	20	21-0	10	5	9	30.3
BRUNO BUIS	3-3	107:59	20-49	0.435	12-24	0.500	10-13	0.823	3	7	10/3.3	14	4-0	0	2	64	21.3
CHANDLER, W	1-1	29:17	8-12	0.667	2-8	0.333	2-3	0.667	0	3	3/3.0	2	2-0	1	2	1	16/16.0
ATLANTA, K	3-3	95:34	18-30	0.633	7-13	0.538	4-4	1.000	3	7	10/2.3	5	0-0	2	3	1	43/14.3
MARTIN, K	2-2	83:59	11-20	0.550	0-0	0.000	2-4	0.500	3	0	11/5.5	5	4-0	4	2	1	24/12.0
SMITH, J	4-0	104:07	17-41	0.415	5-10	0.500	3-3	1.000	0	13	14/3.5	7	10-0	4	0	42	10.5
GALLINAR, D	1-1	30:45	3-7	0.429	0-1	0.000	4-6	0.667	0	3	3/3.0	2	1-0	1	0	10	10.0
SMITH, J	4-0	92:14	15-32	0.469	5-10	0.500	4-6	0.667	3	11	14/3.5	11	2-0	0	3	1	39/9.8
STON, R	1-0	11:53	3-8	0.375	1-3	0.333	2-2	1.000	0	1	1/1.0	0	2-0	4	0	9	9.0
LAWSON, T	4-1	106:43	14-30	0.467	2-12	0.167	5-9	0.556	3	3	6/1.5	25	6-0	4	6	1	35/8.8
HILLARD, H	2-2	82:37	8-17	0.471	0-0	0.000	4-6	0.667	8	14	22/11.0	3	10-0	1	3	18	9.0
HILLIAMS, S	2-2	42:58	6-8	0.750	0-0	0.000	2-2	1.000	3	0	12/6.0	1	0-0	0	1	1	14/7.0
DRIBBS, G	3-2	37:46	9-18	0.500	2-4	0.500	1-2	0.500	1	3	4/1.3	2	3-0	1	2	1	21/7.0
EZEM, M	1-0	21:58	2-3	0.667	0-0	0.000	1-2	0.500	3	4	7/2.0	1	1-0	1	1	5	5.0
ANDERSEN, C	1-0	08:58	1-2	0.500	0-0	0.000	0-1	0.000	1	3	4/1.0	0	0-0	0	1	2	2.0
NUGGETS	4-20	960:00	63-341	0.478	48-103	0.447	57-75	0.760	44	109	177/44.3	94	80-2	40	68	14	479/107.3
MAVERICKS	4-20	960:00	57-324	0.485	27-77	0.351	69-90	0.767	40	126	207/51.8	75	89-0	30	83	22	410/102.5

2011-2012 VS. MAVERICKS

Dec 26 at Dallas
 Feb 8 at Denver
 Feb 15 at Dallas
 March 19 at Denver


2010-2011 SEASON

50-32 (61.0)
 Second in Northwest

PLAYOFFS

Lost to Oklahoma City, 4-1

DATE	OPP	W/L	SCORE	DATE	OPP	W/L	SCORE	DATE	OPP	W/L	SCORE
10-01	SEA	W	107-97	10-01	SEA	W	107-97	10-01	SEA	W	107-97
10-03	MEM	L	97-107	10-03	MEM	L	97-107	10-03	MEM	L	97-107
10-05	MEM	L	97-107	10-05	MEM	L	97-107	10-05	MEM	L	97-107
10-07	MEM	L	97-107	10-07	MEM	L	97-107	10-07	MEM	L	97-107
10-09	MEM	L	97-107	10-09	MEM	L	97-107	10-09	MEM	L	97-107
10-11	MEM	L	97-107	10-11	MEM	L	97-107	10-11	MEM	L	97-107
10-13	MEM	L	97-107	10-13	MEM	L	97-107	10-13	MEM	L	97-107
10-15	MEM	L	97-107	10-15	MEM	L	97-107	10-15	MEM	L	97-107
10-17	MEM	L	97-107	10-17	MEM	L	97-107	10-17	MEM	L	97-107
10-19	MEM	L	97-107	10-19	MEM	L	97-107	10-19	MEM	L	97-107
10-21	MEM	L	97-107	10-21	MEM	L	97-107	10-21	MEM	L	97-107
10-23	MEM	L	97-107	10-23	MEM	L	97-107	10-23	MEM	L	97-107
10-25	MEM	L	97-107	10-25	MEM	L	97-107	10-25	MEM	L	97-107
10-27	MEM	L	97-107	10-27	MEM	L	97-107	10-27	MEM	L	97-107
10-29	MEM	L	97-107	10-29	MEM	L	97-107	10-29	MEM	L	97-107
10-31	MEM	L	97-107	10-31	MEM	L	97-107	10-31	MEM	L	97-107
11-02	MEM	L	97-107	11-02	MEM	L	97-107	11-02	MEM	L	97-107
11-04	MEM	L	97-107	11-04	MEM	L	97-107	11-04	MEM	L	97-107
11-06	MEM	L	97-107	11-06	MEM	L	97-107	11-06	MEM	L	97-107
11-08	MEM	L	97-107	11-08	MEM	L	97-107	11-08	MEM	L	97-107
11-10	MEM	L	97-107	11-10	MEM	L	97-107	11-10	MEM	L	97-107
11-12	MEM	L	97-107	11-12	MEM	L	97-107	11-12	MEM	L	97-107
11-14	MEM	L	97-107	11-14	MEM	L	97-107	11-14	MEM	L	97-107
11-16	MEM	L	97-107	11-16	MEM	L	97-107	11-16	MEM	L	97-107
11-18	MEM	L	97-107	11-18	MEM	L	97-107	11-18	MEM	L	97-107
11-20	MEM	L	97-107	11-20	MEM	L	97-107	11-20	MEM	L	97-107
11-22	MEM	L	97-107	11-22	MEM	L	97-107	11-22	MEM	L	97-107
11-24	MEM	L	97-107	11-24	MEM	L	97-107	11-24	MEM	L	97-107
11-26	MEM	L	97-107	11-26	MEM	L	97-107	11-26	MEM	L	97-107
11-28	MEM	L	97-107	11-28	MEM	L	97-107	11-28	MEM	L	97-107
11-30	MEM	L	97-107	11-30	MEM	L	97-107	11-30	MEM	L	97-107
12-02	MEM	L	97-107	12-02	MEM	L	97-107	12-02	MEM	L	97-107
12-04	MEM	L	97-107	12-04	MEM	L	97-107	12-04	MEM	L	97-107
12-06	MEM	L	97-107	12-06	MEM	L	97-107	12-06	MEM	L	97-107
12-08	MEM	L	97-107	12-08	MEM	L	97-107	12-08	MEM	L	97-107
12-10	MEM	L	97-107	12-10	MEM	L	97-107	12-10	MEM	L	97-107
12-12	MEM	L	97-107	12-12	MEM	L	97-107	12-12	MEM	L	97-107
12-14	MEM	L	97-107	12-14	MEM	L	97-107	12-14	MEM	L	97-107
12-16	MEM	L	97-107	12-16	MEM	L	97-107	12-16	MEM	L	97-107
12-18	MEM	L	97-107	12-18	MEM	L	97-107	12-18	MEM	L	97-107
12-20	MEM	L	97-107	12-20	MEM	L					



MARK JACKSON // HEAD COACH

Co-Executive Chairman, CEO & Governor
 Co-Executive Chairman & Alternate Governor
 President & CEO
 General Manager, Executive VP of Basketball Operations
 Head Coach
 Assistant Coaches
 Athletic Trainer
 Address
 Home Court
 Team Colors
 Telephone
 Radio

Joe Jacob
 Peter Guber
 Rick Welts
 Larry R Jay
 Mark Jackson
 Michael Malone, Pete Myers, Wes Unseld Jr., Jerry DeGregorio
 Chad Bergman
 1011 Broadway, Oakland, Calif., 94607
 ORACLE Arena (19,596) 1937
 Warriors Royal Blue, California a Golden Yellow
 Comcast SportsNet Bay Area Bob Fitzgerald, Jim Barnett
 KNBR (680, 1050 AM) Tim Roney

GOLDEN STATE PR STAFF

Vice President, Public Relations
 Director, Public Relations
 Assistant, Public Relations
 Phone
 Fax

Raymond Roder (rrodner@gs-warriors.com)
 Dan Martinez (dsmartnez@gs-warriors.com)
 Benjamin Chen (bkchen@gs-warriors.com)
 510-986-2200
 510-452-0142

DALLAS VS. GOLDEN STATE 2010-11

PLAYER	GP-GS	MIN	FGM-FGA	FT%	FGM-FGA	FT%	FTM-FTA	FT%	REB	AST	PF	DRG	STL	BLK	PTS	AVG
ANDRZEJCZYK, D	4-4	137:59	34-71	0.479	4-10	0.400	23-26	0.885	7	20	2	9.9	9	0	0	5
BUTLER, C	1-1	33:58	8-19	0.444	2-5	0.400	1-2	0.500	2	4	4	6.0	0	0	0	0
ERRY, J	4-0	128:59	25-49	0.511	8-15	0.400	7-7	1.000	2	1	0	0	17	0	3	5
MARION, S	3-0	83:11	18-35	0.514	0-1	0.000	5-6	0.833	5	0	0	5	6.0	4	2	3
BEAUBRUIS, M	3-3	73:27	13-27	0.481	2-0	0.222	7-9	0.775	2	0	0	7.7	6	0	0	7
CHAMBERLAIN, T	3-3	61:02	10-16	0.625	0-0	0.000	12-17	0.706	0	23	0	0	9.0	3	2	2
STOJANOVIC, P	2-0	38:58	7-14	0.500	6-8	0.750	0-0	0.000	0	0	0	5.2	0	0	0	0
BAREJA, J	4-0	85:41	12-34	0.353	4-11	0.364	6-9	0.667	1	10	0	0	2	5.0	3	11
STEVENSSON, D	3-3	45:18	7-18	0.389	4-12	0.333	0-0	0.000	2	3	0	0	4	3.0	1	4
MADHIANI, I	4-0	58:17	5-11	0.455	0-0	0.000	13-16	0.813	0	15	0	0	0	1.0	3	7
KNOX, J	4-4	120:08	6-29	0.214	4-23	0.174	2-4	0.500	1	0	0	0	0	0	3	4
HAYWOOD, B	1-1	17:49	2-3	0.667	0-0	0.000	0-1	0.000	1	0	0	0	0	2.0	0	3
AIJIKKA, A	1-0	08:11	1-4	0.250	0-0	0.000	1-2	0.500	3	0	0	0	0	0	0	2
LAHDIALA, B	2-0	23:16	0-2	0.000	0-1	0.000	2-2	1.000	0	0	0	0	0	0	0	0
REYVER, C	2-1	18:45	1-3	0.333	0-1	0.000	0-0	0.000	0	0	0	0	0	0	0	1
MAVERICKS	4-20	960:00	50-333	0.450	32-87	0.330	70-99	0.788	48	172	0	0	99	69	0	77
WARRIORS	4-20	960:00	146-327	0.446	31-85	0.365	55-78	0.724	31	124	0	0	86	76	0	71

SERIES INFORMATION

Overall Series Dallas leads 74-56
 Games in Dallas Dallas leads 42-23
 American Airlines Center Dallas leads 14-5
 Reunion Arena Dallas 28-18
 Games in Oakland Golden State leads 33-32
 Current Series Streak Golden State won last game in Dallas
 Dallas won last three in Oakland

DALLAS:

Last Home Win 101-73 (3/20/11)
 Last Road Win 112-108 (3/16/11)
 Largest Victory Margin 45 (149-104, 1/15/85)
 High Point Total 149 (1/15/85)
 Low Point Total 79 (twice)

GOLDEN STATE:

Last Home Win 99-92 (4/2/11)
 Last Road Win 111-103 (11/24/09)
 Largest Victory Margin 41 (134-93, 4/2/93)
 High Point Total 143 (1/16/92)
 Low Point Total 73 (twice)

GOLDEN STATE VS. DALLAS 2010-11

PLAYER	GP-GS	MIN	FGM-FGA	FT%	FGM-FGA	FT%	FTM-FTA	FT%	REB	AST	PF	DRG	STL	BLK	PTS	AVG
ELLIS, M	4-4	170:54	35-75	0.467	8-26	0.308	15-18	0.833	7	1	0	6.2	7	1	0	83
LEE, D	4-4	163:43	29-56	0.518	0-0	0.000	10-14	0.714	1	24	0	0	0	0	0	68
CURRY, S	4-4	136:20	19-48	0.413	7-15	0.467	9-11	0.818	2	4	0	0	2	0	0	54
WRIGHT, D	4-4	160:29	19-55	0.345	11-30	0.367	1-2	0.500	7	0	0	0	7	0	0	54
LOVE, A	2-0	28:56	8-9	0.887	0-1	0.000	6-6	0.833	0	0	0	0	0	0	0	25
THURMOND, A	2-2	53:55	7-10	0.700	0-0	0.000	1-2	0.500	5	4	0	0	0	0	0	19
THORNOMAN, A	3-0	55:17	8-20	0.400	0-0	0.000	0-7	0.000	2	2	0	0	0	0	0	17
ANDRZEJCZYK, D	1-0	05:05	3-4	0.750	0-0	0.000	0-0	0.000	0	0	0	0	0	0	0	6
ANDERSON, L	3-0	58:06	6-12	0.500	0-0	0.000	2-6	0.333	1	0	0	0	0	0	0	14
STOJANOVIC, P	3-2	84:57	6-15	0.400	0-0	0.000	1-4	0.250	1	0	0	0	0	0	0	14
LOVE, A	1-0	05:47	1-1	1.000	0-0	0.000	2-2	1.000	0	0	0	0	0	0	0	4
HADJIMANOVIC, V	3-0	25:43	4-10	0.400	3-0	0.375	0-0	0.000	0	0	0	0	0	0	0	11
ANDREU, J	1-0	03:08	0-0	0.000	0-0	0.000	3-4	0.750	0	0	0	0	0	0	0	0
WILLIAMS, R	3-0	34:35	3-14	0.214	1-8	0.125	0-0	0.000	5	0	0	0	0	0	0	7
WARRIORS	4-20	960:00	46-327	0.446	31-85	0.365	55-78	0.724	31	124	0	0	86	76	0	71
MAVERICKS	4-20	960:00	50-333	0.450	32-87	0.330	70-99	0.788	48	172	0	0	99	69	0	77

NEWS NOTES

Golden State snapped a six-game losing streak against Dallas with a 99-92 victory at home on 4/2/11. The Mavericks have won 11 of the last 14 meetings. In 2006-07, the Warriors were the only team Dallas was unable to defeat (0-3). In 2005-06, the Warriors, along with the Lakers were one of just two teams to take the season series from the 60-win Mavericks. The Mavericks' 149-104 win on 1/15/85 against the Warriors was their largest margin of victory (45). Former Mavericks great Mark Aguirre set several franchise rookie records in the 118-112 loss to the Warriors on 11/14/81. Aguirre went 18-of-40 from the field to score 42 points, all Mavericks rookie records. On 3/14/03, both teams had seven players score in double figures.

2011-2012 VS. MAVERICKS

March 10 at Golden State
 April 12 at Golden State
 April 20 at Dallas

2010-2011 SEASON

36-46 (.439)
 Third in Pacific

PLAYOFFS

Did Not Qualify

MAVERICKS SCORING RECORD VS. GOLDEN STATE

Dirk Nowitzki (51 on 3/23/06)

MAVERICKS SCORING RECORD VS. DALLAS

Monta Ellis (46 on 2/3/10)

Latrell Sprewell (46 on 1/21/97)

DATE	OPPONENT	RESULT	PTS	REB	AST	PF	DRG	STL	BLK
10/20/06	MEM	W	103	35	11	14	1	1	0
10/27/06	MEM	W	103	35	11	14	1	1	0
11/03/06	MEM	W	103	35	11	14	1	1	0
11/10/06	MEM	W	103	35	11	14	1	1	0
11/17/06	MEM	W	103	35	11	14	1	1	0
11/24/06	MEM	W	103	35	11	14	1	1	0
12/01/06	MEM	W	103	35	11	14	1	1	0
12/08/06	MEM	W	103	35	11	14	1	1	0
12/15/06	MEM	W	103	35	11	14	1	1	0
12/22/06	MEM	W	103	35	11	14	1	1	0
12/29/06	MEM	W	103	35	11	14	1	1	0
1/05/07	MEM	W	103	35	11	14	1	1	0
1/12/07	MEM	W	103	35	11	14	1	1	0
1/19/07	MEM	W	103	35	11	14	1	1	0
1/26/07	MEM	W	103	35	11	14	1	1	0
2/02/07	MEM	W	103	35	11	14	1	1	0
2/09/07	MEM	W	103	35	11	14	1	1	0
2/16/07	MEM	W	103	35	11	14	1	1	0
2/23/07	MEM	W	103	35	11	14	1	1	0
2/28/07	MEM	W	103	35	11	14	1	1	0
3/06/07	MEM	W	103	35	11	14	1	1	0
3/13/07	MEM	W	103	35	11	14	1	1	0
3/20/07	MEM	W	103	35	11	14	1	1	0
3/27/07	MEM	W	103	35	11	14	1	1	0
4/03/07	MEM	W	103	35	11	14	1	1	0
4/10/07	MEM	W	103	35	11	14	1	1	0
4/17/07	MEM	W	103	35	11	14	1	1	0
4/24/07	MEM	W	103	35	11	14	1	1	0
4/30/07	MEM	W	103	35	11	14	1	1	0
5/07/07	MEM	W	103	35	11	14	1	1	0
5/14/07	MEM	W	103	35	11	14	1	1	0
5/21/07	MEM	W	103	35	11	14	1	1	0
5/28/07	MEM	W	103	35	11	14	1	1	0
6/04/07	MEM	W	103	35	11	14	1	1	0
6/11/07	MEM	W	103	35	11	14	1	1	0
6/18/07	MEM	W	103	35	11	14	1	1	0
6/25/07	MEM	W	103	35	11	14	1	1	0
7/02/07	MEM	W	103	35	11	14	1	1	0
7/09/07	MEM	W	103	35	11	14	1	1	0
7/16/07	MEM	W	103	35	11	14	1	1	0
7/23/07	MEM	W	103	35	11	14	1	1	0
7/30/07	MEM	W	103	35	11	14	1	1	0
8/06/07	MEM	W	103	35	11	14	1	1	0
8/13/07	MEM	W	103	35	11	14	1	1	0
8/20/07	MEM	W	103	35	11	14	1	1	0
8/27/07	MEM	W	103	35	11	14	1	1	0
9/03/07	MEM	W	103	35	11	14	1	1	0
9/10/07	MEM	W	103	35	11	14	1	1	0
9/17/07	MEM	W	103	35	11	14	1	1	0



KEVIN McHALE // HEAD COACH

Owner Leslie Alexander
General Manager & Managing Director of Basketball Operations Darryl Morey
Head Coach Kevin McHale
Assistant Coaches Kevin Sampson, John Blair, Birkersoff, Chris Finch, Brett Gurnea
Senior Vice President of Basketball Operations/Athletic Trainer Keith Jones
Address Toyota Center, 1510 Park Street, Houston, Texas 77002
Home Court Toyota Center (18,043) - 2003
Team Colors Red, White and Silver
Television FSN Houston, B-Ace, Alfy, Clyde Drexler, Matt B. Ford
Radio K.T. 610 AM, Craig Ackerman, Joel Blank

HOUSTON PR STAFF

Director of Media Relations Nelson Luis Ineason@rockets.com
Manager of Media and Player Relations Tracey Hughes (traceyh@rockets.com)
Manager of Media Services Bob Schranz (bbschranz@rockets.com)
Phone 713-758-7200
Fax 713-758-7339

DALLAS VS. HOUSTON 2010-11

PLAYER	GP	GS	MIN	PTS	REB	AST	STL	BLK	PTS	REB	AST	STL	BLK	PTS	REB	AST	STL	BLK	
ADWORTH, D.	4-4	137-04	33-70	0.671	2-5	0.400	15-17	0.882	3	27	30/7.5	0	0-0	3	5	7	0	0	0
BUTLER, C.	1-1	27-16	8-14	0.571	1-0	0.333	2-2	1.000	0	1	1/1.0	2	2-0	1	0	0	0	0	0
MIRINOVIC, S.	4-1	22-23	27-47	0.574	0-0	0.000	5-6	0.833	6	23	29/7.3	7	8-0	4	8	0	0	0	0
STANAMONIC, P.	2-1	41-50	9-18	0.500	5-7	0.714	2-2	1.000	1	7	8/4.0	1	0-0	1	0	0	0	0	0
TERRY, J.	4-0	113-22	17-41	0.415	1-7	0.143	14-15	0.938	1	0	7/1.0	14	0-0	3	11	0	0	0	0
BARTEA, J.	4-0	82-05	20-31	0.645	4-5	0.800	3-3	1.000	2	0	10/2.5	19	10-0	1	0	0	0	0	0
CHANDLER, T.	4-4	113-42	14-22	0.636	0-0	0.000	10-20	0.500	10	32	42/10.5	1	0-0	1	6	4	0	0	0
PAVLOVIC, S.	1-1	22-17	4-7	0.571	3-4	0.750	0-0	0.000	0	2	2/2.0	2	3-0	2	0	0	0	0	0
KIDD, J.	4-4	128-23	13-30	0.433	5-15	0.333	3-4	0.750	1	12	13/3.3	20	5-0	5	7	2	0	0	0
BEANBOIS, R.	1-1	15-06	2-5	0.400	0-2	0.000	2-2	1.000	0	3	3/3.0	2	3-0	0	3	1	0	0	0
STEVENSON, D.	2-0	56-03	4-12	0.333	2-9	0.222	2-2	1.000	0	6	6/3.0	5	0-0	1	0	0	0	0	0
LAYWOOD, B.	2-0	28-35	4-10	0.400	0-0	0.000	0-0	0.000	3	0	11/5.5	1	1-0	0	1	2	0	0	0
MARSHALL, I.	4-0	53-45	5-9	0.556	0-0	0.000	2-3	0.667	3	0	12/3.0	2	0-0	2	1	2	0	0	0
JONES, D.	1-0	07-55	0-2	0.000	0-1	0.000	2-2	1.000	0	0	0/0.0	0	1-0	0	3	0	0	0	0
CARDINAL, B.	2-0	15-10	1-3	0.333	1-3	0.333	0-0	0.000	0	0	0/0.0	0	3-0	0	1	0	0	0	0
BRYANT, L.	1-0	09-01	0-3	0.000	0-0	0.000	0-0	0.000	1	3	4/4.0	0	0-0	0	0	0	0	0	0
MAVERICKS	4-20	985-00	181-322	0.560	24-54	0.375	70-79	0.886	31	147	200/50.0	95	75-0	25	50	10	4	6	104.0
ROCKETS	4-20	985-00	142-357	0.398	38-101	0.366	70-68	0.814	55	116	201/50.3	83	70-2	35	61	12	0	0	0

HOUSTON VS. DALLAS 2010-11

PLAYER	GP	GS	MIN	PTS	REB	AST	STL	BLK	PTS	REB	AST	STL	BLK	PTS	REB	AST	STL	BLK	
MIRINOVIC, S.	4-4	41-5	7-69	0.319	0-0	0.000	7-0	0.000	2	10	10/3.0	4	0-0	4	11	0	0	0	0
SCULLA, L.	2-0	72-06	24-43	0.556	0-0	0.000	5-8	0.625	0	13	18/6.3	0	11-0	0	4	0	0	0	0
DRAGIC, G.	1-1	53-00	6-16	0.375	2-6	0.333	1-2	0.500	4	0	10/10.0	7	1-0	4	0	0	0	0	0
LOWRY, K.	2-2	3-25	0-41	0.396	0-0	0.333	1-5	0.200	2	4	6/3.0	10	0-1	3	0	0	0	0	0
LAVES, C.	4-4	116-01	10-31	0.581	0-0	0.000	2-4	0.500	0	25	34/8.5	0	12-0	5	0	1	0	0	0
BATTIER, S.	3-0	85-06	9-20	0.400	7-13	0.538	4-8	0.467	3	11	14/4.7	6	11-1	2	6	4	0	0	0
McGrady	4-0	85-3	2-37	0.714	6-10	0.600	6	0.667	9	15-10	6	5-0	5	7	0	0	0	0	0
MILLER, B.	3-0	80-53	9-20	0.450	3-0	0.333	2-2	1.000	3	13	18/6.3	0	2-0	3	2	2	0	0	0
HILL, J.	2-0	80-14	8-21	0.381	0-0	0.000	4-5	0.800	11	0	18/4.5	0	7-0	3	1	4	0	0	0
BROOKS, A.	2-0	53-03	4-24	0.167	3-0	0.375	2-3	0.667	1	1	2/1.0	7	4-0	2	4	0	0	0	0
TAYLOR, J.	1-0	07-55	1-4	0.250	1-2	0.500	2-2	1.000	0	1	1/1.0	1	0-0	0	0	0	0	0	0
PATERSON, P.	3-1	47-49	6-13	0.462	0-0	0.000	2-3	0.667	5	0	9/3.0	2	4-0	0	1	0	0	0	0
BAUMGARDNER, C.	4-1	77-50	4-22	0.182	0-0	0.000	0-0	0.000	2	0	11/2.0	0	2-0	2	7	0	0	0	0
JEFFERIES, J.	1-0	07-55	0-1	0.000	0-1	0.000	0-0	0.000	0	1	1/1.0	1	1-0	0	0	0	0	0	0
SMITH, T.	0	0-0	0-0	0.000	0-0	0.000	0-0	0.000	0	0	0/0.0	0	0-0	0	0	0	0	0	0
ROCKETS	4-20	985-00	42-357	0.398	38-101	0.366	70-68	0.814	55	116	201/50.3	83	70-2	35	61	12	0	0	0
MAVERICKS	4-20	985-00	61-322	0.560	24-54	0.375	70-79	0.886	31	147	200/50.0	95	75-0	25	50	10	4	6	104.0

2011-2012 VS. MAVERICKS

March 24 at Houston
 March 27 at Dallas
 April 18 at Dallas


2010-2011 SEASON

43-39 (52.4)
 Fifth in Southwest

PLAYOFFS

Did not qualify

DATE	AT	W/L	SCORE	PTS	REB	AST	STL	BLK	PTS	REB	AST	STL	BLK
12/19/10	W	100-98	12/19/10	120-73	127/31	1	0	0	27/7.5	17/4.0	0	0	0
12/21/10	W	104-95	12/21/10	116-103	116/103	1	0	0	27/7.5	17/4.0	0	0	0
12/23/10	W	104-95	12/23/10	116-103	116/103	1	0	0	27/7.5	17/4.0	0	0	0
12/25/10	W	104-95	12/25/10	116-103	116/103	1	0	0	27/7.5	17/4.0	0	0	0
12/27/10	W	104-95	12/27/10	116-103	116/103	1	0	0	27/7.5	17/4.0	0	0	0
12/29/10	W	104-95	12/29/10	116-103	116/103	1	0	0	27/7.5	17/4.0	0	0	0
12/31/10	W	104-95	12/31/10	116-103	116/103	1	0	0	27/7.5	17/4.0	0	0	0
1/2/11	W	104-95	1/2/11	116-103	116/103	1	0	0	27/7.5	17/4.0	0	0	0
1/4/11	W	104-95	1/4/11	116-103	116/103	1	0	0	27/7.5	17/4.0	0	0	0
1/6/11	W	104-95	1/6/11	116-103	116/103	1	0	0	27/7.5	17/4.0	0	0	0
1/8/11	W	104-95	1/8/11	116-103	116/103	1	0	0	27/7.5	17/4.0	0	0	0
1/10/11	W	104-95	1/10/11	116-103	116/103	1	0	0	27/7.5	17/4.0	0	0	0
1/12/11	W	104-95	1/12/11	116-103	116/103	1	0	0	27/7.5	17/4.0	0	0	0
1/14/11	W	104-95	1/14/11	116-103	116/103	1	0	0	27/7.5	17/4.0	0	0	0
1/16/11	W	104-95	1/16/11	116-103	116/103	1	0	0	27/7.5	17/4.0	0	0	0
1/18/11	W	104-95	1/18/11	116-103	116/103	1	0	0	27/7.5	17/4.0	0	0	0
1/20/11	W	104-95	1/20/11	116-103	116/103	1	0	0	27/7.5	17/4.0	0	0	0
1/22/11	W	104-95	1/22/11	116-103	116/103	1	0	0	27/7.5	17/4.0	0	0	0
1/24/11	W	104-95	1/24/11	116-103	116/103	1	0	0	27/7.5	17/4.0	0	0	0
1/26/11	W	104-95	1/26/11	116-103	116/103	1	0	0	27/7.5	17/4.0	0	0	0
1/28/11	W	104-95	1/28/11	116-103	116/103	1	0	0	27/7.5	17/4.0	0	0	0
1/30/11	W	104-95	1/30/11	116-103	116/103	1	0	0	27/7.5	17/4.0	0	0	0
2/1/11	W	104-95	2/1/11	116-103	116/103	1	0	0	27/7.5	17/4.0	0	0	0
2/3/11	W	104-95	2/3/11	116-103	116/103	1	0	0	27/7.5	17/4.0	0	0	0
2/5/11	W	104-95	2/5/11	116-103	116/103	1	0	0	27/7.5	17/4.0	0	0	0
2/7/11	W	104-95	2/7/11	116-103	116/103	1	0	0	27/7.5	17/4.0	0	0	0
2/9/11	W	104-95	2/9/11	116-103	116/103	1	0	0	27/7.5	17/4.0	0	0	0
2/11/11	W	104-95	2/11/11	116-103	116/103	1	0	0	27/7.5	17/4.0	0	0	0
2/13/11	W	104-95	2/13/11	116-103	116/103	1	0	0	27/7.5	17/4.0	0	0	0
2/15/11	W	104-95	2/15/11	116-103	116/103								



FRANK VOGEL // HEAD COACH

Owner, Chairman & CEO
 President, Pacers Sports & Entertainment
 President of Basketball Operations
 Head Coach
 Assistant Coaches
 Head Athletic Trainer/Team Administrator
 Address
 Home Court
 Team Colors
 Television
 Radio

Herbert Simon
 Jim Morris
 Larry Bird
 Frank Vogel
 Brian Shaw, Jim Boylen, Dan Burke
 Josh Corbett
 125 South Pennsylvania Street, Indianapolis, Ind., 46204
 Conseco Fieldhouse (18,165) 2000
 Blue and Gold
 FSN Indiana, Quinn Buckner, Chris Denari, Austin Crosshara
 WIBC (93.1 FM), Mark Boyle, Bob Leonard

INDIANA PR STAFF

Director of Public Information
 Public Information Manager
 Public Information Assistant
 Phone
 Fax

David Benner (dbenner@pacers.com)
 Krissy Myers (kmyers@pacers.com)
 Tim Edwards (tedwards@pacers.com)
 317.917.2500
 317.917.2799

DALLAS VS. INDIANA 2010-11

PLAYER	GP	MIN	FGM-FGA	FG%	FTM-FTA	FT%	ORB	DRB	TOT	AST	PF	STL	TO	BLK	PTS	AVG	
ANDRE D	1-1	34:05	10-12	0.833	0-0	0.000	9-10	0.900	0	4	4/4.0	2	3-0	0	2	2	25/25.0
ERRY	2-0	61:08	17-35	0.472	1-4	0.250	4-4	1.000	2	5	7/3.0	0	5-0	0	1	35/17.5	
KIDD	2-2	65:15	7-13	0.538	7-11	0.636	7-7	1.000	1	0	9/4.5	12	1-0	4	0	2	28/14.0
CHANDLER	1	34:43	3-6	0.500	0-0	0.000	7-9	0.778	4	5	9/9.0	0	1-0	0	0	3	17/17.0
BEARDEN	1	14:42	0-1	0.000	0-0	0.000	0-0	0.000	0	0	1-0	0	2-0	0	0	0	0/0.0
MARJINENS	2-1	58:31	7-21	0.333	0-0	0.000	5-5	0.833	4	10	14/7.0	8	3-5	4	5	0	19/9.5
BAHA	2-0	37:15	5-14	0.357	2-5	0.400	2-3	0.667	0	3	3/1.5	11	3-0	1	2	0	14/7.0
STEVENS	2-1	40:45	4-11	0.364	4-10	0.400	1-2	0.500	1	7	8/4.0	1	3-0	0	0	0	13/6.5
STOLANOVIC	1-1	18:30	2-6	0.333	0-0	0.000	2-2	1.000	3	1	4/4.0	4	0-0	0	0	0	5/5.0
HAYWOOD	2-1	38:20	5-11	0.455	0-0	0.000	1-2	0.500	0	3	9/4.5	1	2-0	3	1	2	11/5.5
MADRID	2-0	24:47	3-6	0.500	0-0	0.000	3-6	0.500	1	0	7/3.5	0	4-0	0	2	1	9/4.5
AJINCA	1-1	14:08	2-7	0.286	0-1	0.000	0-0	0.000	1	2	3/3.0	1	3-0	0	1	0	4/4.0
PAVLIC	1-0	18:00	1-3	0.333	0-2	0.000	0-0	0.000	0	0	0/0.0	1	2-0	1	0	2	2/2.0
JONES	1-0	01:00	1-1	1.000	0-0	0.000	0-0	0.000	0	0	0/0.0	0	0-0	0	0	0	2/2.0
KRUMHOLTZ	2	0	0	0.000	0	0.000	0	0	0	0	0	0	0	0	0	0	0/0.0
BLAYNEY	1-0	05:21	0-0	0.000	0-0	0.000	0-0	0.000	0	1	1/1.0	0	0-0	0	0	0	0/0.0
MAVERICKS	2-10	480:00	74-159	0.465	16-41	0.390	41-53	0.774	25	57	96/49.0	49	38-0	13	20	13	205/102.5
PACERS	2-10	480:00	75-161	0.466	17-43	0.395	43-50	0.860	18	58	92/46.0	38	41-0	10	20	2	210/105.0

INDIANA VS. DALLAS 2010-11

PLAYER	GP	MIN	FGM-FGA	FG%	FTM-FTA	FT%	ORB	DRB	TOT	AST	PF	STL	TO	BLK	PTS	AVG	
GRANGER	2-2	33:03	11-20	0.550	4-10	0.400	13-13	1.000	1	4	5/2.5	7	6-0	1	2	1	28/14.0
KOLSON	2-2	52:33	11-20	0.550	2-0	0.333	10-11	0.909	2	5	7/3.5	10	1-0	4	4	0	34/17.0
ROSEN	2-2	52:11	10-20	0.500	5-8	0.625	6-8	0.833	1	3	4/2.0	1	2-0	0	1	0	30/15.0
MCCREARY	1-1	18:30	5-6	0.833	0-0	0.000	5-5	1.000	1	2	3/3.0	1	3-0	1	3	0	15/15.0
GEORGE	2-0	49:30	0-10	0.000	5-7	0.714	1	0	0	0	5-5	0	0-0	0	0	0	0/0.0
WRIGHT	2-2	47:06	9-17	0.529	0-0	0.000	2-4	0.500	1	14	15/7.5	2	7-0	1	5	1	20/10.0
MANSOURI	2-1	45:07	7-10	0.700	0-0	0.000	6-7	0.857	2	0	10/5.0	1	0-0	2	2	0	19/9.5
FORBES	1-0	18:36	4-7	0.571	0-2	0.000	0-0	0.000	1	0	1/1.0	2	3-0	1	2	0	9/9.0
JONES	1-0	12:29	3-5	0.600	0-0	0.000	0-1	0.000	0	3	3/3.0	1	1-0	0	0	0	6/6.0
DUNLEAVY	1-0	28:32	1-4	0.250	0-4	0.000	2-2	1.000	0	11	11/11.0	0	0-0	1	0	0	4/4.0
PROSEY	1-0	11:25	1-2	0.500	1-1	1.000	0-0	0.000	0	1	1/1.0	1	2-0	0	0	0	3/3.0
DSTON	2-0	40:10	2	0.000	0	0.000	0	0	0	2	0/0.0	4	0-0	0	0	0	4/2.0
PAUL	0	0	0	0.000	0	0.000	0	0	0	0	0	0	0	0	0	0	0/0.0
ST. PHILIPSON	0	0	0	0.000	0	0.000	0	0	0	0	0	0	0	0	0	0	0/0.0
JONES	1-0	08:24	0-2	0.000	0-0	0.000	0-0	0.000	1	0	1/1.0	2	1-0	0	0	0	0/0.0
MAVERICKS	2-10	480:00	75-161	0.466	17-43	0.395	43-50	0.860	18	58	92/46.0	38	41-0	10	20	2	210/105.0
INDIANA	2-10	480:00	74-159	0.465	16-41	0.390	41-53	0.774	25	57	96/49.0	49	38-0	13	20	13	205/102.5

2011-2012 VS. MAVERICKS

Feb 3 at Dallas

2010-2011 SEASON

37-45 (451)

Second in Central

PLAYOFFS

Last to Chicago, 4-1

DATE	SITE	W/L	SCORE	DATE	SITE	W/L	SCORE	DATE	SITE	W/L	SCORE
1/24/01	IND	L	89-07	2/5/01	DAL	W	114-91	2/28/01	IND	L	89-97
2/28/01	DAL	L	111-98	2/29/01	IND	W	109-94	3/1/01	DAL	W	111-97
2/6/02	IND	W	95-89	3/22/02	DAL	L	110-86	2/2/02	IND	W	111-80
3/7/02	DAL	L	106-101	2/3/02	IND	W	103-94	1/28/02	IND	L	98-110
1/25/03	IND	W	74-76	2/5/03	DAL	W	105-94	2/27/02	DAL	W	108-97
3/17/03	DAL	W	120-105	2/28/03	IND	L	96-110	1/9/04	DAL	L	90-92
12/14/03	DAL	W	117-109	2/17/04	DAL	L	77-84	3/14/04	IND	L	95-103
1/21/04	IND	W	118-111	2/22/04	IND	L	107-107	1/8/05	DAL	W	121-101
3/7/04	IND	W	101-90	1/19/05	DAL	W	100-92	2/4/05	IND	L	94-95
3/5/05	DAL	W	101-92	2/24/05	IND	L	97-100	2/25/05	IND	W	94-75
11/23/05	DAL	W	117-104	12/22/05	IND	L	78-90	12/16/05	DAL	W	102-80
3/24/06	IND	W	128-120	1/9/06	DAL	L	84-91	1/4/07	DAL	W	100-91
1/5/07	DAL	L	95-44	2/19/06	DAL	W	101-82	1/27/07	IND	W	105-99
1/17/07	IND	W	119-107	3/26/07	IND	L	90-104	11/23/07	IND	L	107-111
12/23/08	IND	W	110-09	1/9/08	DAL	L	79-84	1/3/08	DAL	W	115-97
1/5/08	DAL	W	110-08	2/19/08	IND	W	85-82	1/29/08	DAL	W	106-106
3/31/09	IND	W	105-102	1899-999	IND NOT PLAY			3/20/09	IND	W	94-92
4/10/09	DAL	L	103-110	2/21/09	IND	L	93-94	11/27/09	IND	W	113-92
2/9/0	DAL	W	116-08	3/11/09	DAL	W	111-90	2/22/09	DAL	W	97-92
2/23/09	IND	W	102-91	11/27/09	DAL	W	94-88	8/12/11	IND	L	89-102
								3/4/11	DAL	W	116-108

SERIES INFORMATION

Overall Series Dallas leads 37-23
 Games in Dallas Dallas leads 22-8
 American Airlines Center Dallas leads 9-1
 Reunon Arena Dallas 13-7
 Games in Indiana Series tied 15-15
 Current Series Streak Dallas won last game in Dallas
 Dallas won last seven in Indiana Indiana won last game

DALLAS:

Last Home Win 116-108 (3/4/11)
 Last Road Win 113-92 (11/27/09)
 Largest Victory Margin 22-102-80, 12/26/05
 High Point Total 141 (2OT) (2/5/02)
 Low Point Total 73 (12/17/94)

INDIANA:

Last Home Win 102-89 (1/12/11)
 Last Road Win 92-80 (1/9/04)
 Largest Victory Margin 24 (104-80, 3/26/97)
 High Point Total 144 (1/5/87)
 Low Point Total 75 (12/6/05)

RECORDS

Dallas has won 10 of the last 12 games of the series and the last seven at American Airlines Center. Jason Kidd moved past Dale Ellis (1719) and into third place on the all-time 3-point field goals made list with a trey at the 7:48 mark of the third period at Indiana on 1/12/11. On 11/28/02 Indiana handed the Mavs the first loss of the 2002-03 season as Dallas (14-1) fell one win shy of the best start in NBA history on 1/8/05 the Mavericks shot a franchise high field goal percentage for a half (74.3) on 2/13/98 the Mavericks (24) and Pacers (34) combined to set an NBA record-low in a half for two teams, scoring a mere 58 points in the first half on 1/17/87, former Maverick James Donaldson played 51 minutes in the 119-115 double overtime loss to the Pacers without a turnover a Mavericks team record.

SERIES SCORING RECORD VS. INDIANA:

Dirk Nowitzki (43 on 1/12/07)

Mark Aguirre (43 on 1/25/83)

SERIES SCORING RECORD VS. DALLAS:

Butch Carter (42 on 1/25/83)





VINNY DEL NEGRO // HEAD COACH

Chairman, Owner & NBA Governor Dona d T Sterling
 President Andy Roiser
 Vice President of Basketball Operations Neil Olshay
 Head Coach Vinny De Negro
 Assistant Coaches Dean Demopoulos, Marc Iavaroni, Robert Pack
 Athletic Trainer Joe Resendez
 Address 6951 South Centinela Blvd., Playa Vista, Calif., 90094
 Home Court STAPLES Center (19,060) 1999
 Team Colors Red, White and Blue
 Television FS Prime Ticket, Ralph Lawler, Michael Smith
 Radio KPWB (980 AM), Brian Sieman, Ralph Lawler, Michael Smith

L.A. CLIPPERS PR STAFF

Director of Communications Rob Raichlen (rraichlen@clippers.com)
 Assistant Director of Communications Seth Burton (sburton@clippers.com)
 Assistant Director of Media Services Ta Nisha Cooper (tcooper@clippers.com)
 Media Services Coordinator Steven Esparza (sesparza@clippers.com)
 Phone 310-862-6000
 Fax 310-862-6029

DALLAS VS. LOS ANGELES 2010-11

PLAYER	GP	PTS	MIN	REB	AST	STL	BLK	FTM	FTA	FG%	FT%	PF	Q1	Q2	Q3	Q4	PTS	REB	AST	STL	BLK	PTS	REB	AST	STL	BLK	PTS	REB	AST	STL	BLK
NOVITIC, D	4-4	136:08	22-84	0.500	3-10	0.300	13-19	0.684	0	25	25/6.5	11	0-0	3	0	2	80/20.0														
BREWSTER, C	1-1	28:59	8-16	0.500	0-1	0.000	4-4	1.000	5	1	6/3.0	4	2-0	4	4	1	28/20.0														
BUTLER, C	1-1	28:29	4-10	0.400	1-1	1.000	8-10	0.800	1	3	4/3.0	2	2-0	1	2	0	17/17.0														
DAHLER, J	4-6	05:54	11-39	0.282	7-4	1.750	0-1	0.000	4	5	5/2.3	10	0-0	1	0	0	8/11.0														
CHANDLER, T	4-4	03:18	18-20	0.900	0-0	0.000	18-20	0.900	3	14	17/4.3	0	13-0	3	4	2	50/12.5														
TEHRANI, J	4-1	1:09:00	4-48	0.396	5-12	0.417	6-8	0.750	2	5	3/1.8	16	4-0	5	6	4	14/3.5														
MAJUNIS, S	4-2	1:16:08	20-37	0.541	0-1	0.000	6-8	0.750	11	20	31/7.8	0	4-4	3	6	4	45/11.3														
STAJKOVIC, P	2-0	13:26	8-9	0.889	0-0	0.000	0-0	0.000	0	0	0/0.0	0	0-0	0	0	0	2/0.0														
KIDD, J	3-3	44:29	11-20	0.550	3-10	0.300	5-6	0.833	2	9	13/3.3	24	5-0	5	3	2	18/6.0														
HAYWOOD, B	4-0	09:17	1-15	0.067	1-13	0.077	1-9	0.111	8	10	8/4.5	0	2-0	2	0	6	2/3.0														
BEAUBOIS, R	2-2	38:17	4-15	0.267	0-0	0.000	1-1	0.000	1	3	4/2.0	5	7-0	3	4	1	8/4.0														
CASIMIRO, B	3-0	18:02	3-5	0.600	2-5	0.400	0-0	0.000	0	1	1/0.3	2	4-0	0	0	0	9/3.0														
STEVENSON, D	4-1	35:29	3-8	0.375	2-4	0.500	2-2	1.000	2	3	5/1.3	2	5-0	1	3	0	10/2.5														
MARKHAM, I	4-0	21:06	3-5	0.600	0-0	0.000	0-0	0.000	1	1	2/0.5	0	0-0	2	4	0	8/1.5														
JONES, D	1-0	13:26	0-2	0.000	0-0	0.000	0-0	0.000	0	1	1/1.0	2	2-0	1	0	0	0/0.0														
PHILOVIC, S	1-1	07:33	0-1	0.000	0-0	0.000	0-0	0.000	0	1	1/1.0	0	1-0	0	1	0	0/0.0														
MAVERICKS	4-20	866:00	157-321	0.488	30-76	0.395	80-113	0.708	40	104	198/47.5	96	64-0	30	57	20	424/108.0														
CLIPPERS	4-20	968:00	140-383	0.462	25-83	0.301	79-110	0.716	48	118	291/58.3	83	88-0	38	80	16	384/96.0														

SERIES INFORMATION

Overall Series Dallas leads 83-45
 Games in Dallas Dallas leads 47-17
 American Airlines Center Dallas leads 15-3
 Reunion Arena Dallas leads 32-14
 Dallas Post Games Dallas leads 35-28
 Games in Los Angeles Dallas leads 30-24
 Gateway Sports Center Dallas leads 6-4
 Current Series Streak Dallas wins 3-10
 Dallas Dallas wins 14-16
 Los Angeles Dallas wins 15-16

DALLAS:

Last Home Win 107-96 (4/8/11)
 Last Road Win 108-100 (3/30/11)
 Largest Victory Margin 32 (twice)
 High Point Total 138 (12/14/87)
 Low Point Total 89 (12/18/97)

L.A. CLIPPERS:

Last Home Win 103-92 (11/9/08)
 Last Road Win 85-71 (4/1/06)
 Largest Victory Margin 31 (11/28/02)
 High Point Total 131 (1/22/86)
 Low Point Total 73 (4/10/06)

SERIES NOTES

The Mavericks have won 10 straight against the Clippers, including 16 of the last 17 meetings. Dallas has taken the last nine at American Airlines Center...on 1/12/08, Jerry Stackhouse sank a 3-pointer with no time on the clock to give Dallas the 95-94 victory. The Clippers took the season series 2-1 in 2004-05, marking the first time Dallas had dropped a season series to the Clippers since 1997-98. In a 133-110 Mavericks victory on 1/26/02, Dirk Nowitzki led five Mavericks who scored 19 or more points with 28.

SERIES SCORING RECORD VS. L.A. CLIPPERS:

Mark Aguirre (40 on 12/1/83)

SERIES SCORING RECORD VS. DALLAS:

Norm Nixon (39 on 1/19/85)

LOS ANGELES VS. DALLAS 2010-11

PLAYER	GP	PTS	MIN	REB	AST	STL	BLK	FTM	FTA	FG%	FT%	PF	Q1	Q2	Q3	Q4	PTS	REB	AST	STL	BLK	PTS	REB	AST	STL	BLK	PTS	REB	AST	STL	BLK	
WILLIAMS, M	2-2	73:46	40-79	0.506	7-10	0.700	0-0	0.000	2	9	19/4.5	1	4-0	2	11	0	40/20.0															
GRIFFIN, B	4-4	145:08	32-64	0.500	0-2	0.000	22-39	0.564	12	24	48/11.5	19	11-0	7	11	1	80/21.5															
DAVIS, B	2-2	03:29	11-25	0.440	4-8	0.500	2-3	0.667	1	3	4/2.0	12	5-0	4	11	0	28/14.0															
KAMMAN, C	2-2	57:36	11-25	0.440	0-0	0.000	3-4	0.750	4	17	21/10.5	1	6-0	3	1	2	26/12.5															
CIRINCIONE, E	3-3	15:09	10-39	0.256	1-15	0.067	14-15	0.933	2	4	6/2.0	15	2-0	4	0	0	35/11.7															
FORD, B	3-1	89:20	12-23	0.522	5-10	0.500	3-4	0.750	3	0	0/0.0	9	8-0	1	4	2	30/10.7															
JORDAN, D	4-2	84:21	14-18	0.778	0-0	0.000	5-10	0.500	15	15	30/7.5	1	12-0	2	6	7	33/13.3															
ODUM, I	1-0	13:21	3-4	0.750	0-0	0.000	2-2	1.000	0	3	3/1.0	0	2-0	0	0	0	6/3.0															
GONES, R	3-3	07:25	8-16	0.500	3-8	0.375	2-3	0.667	0	7	7/2.3	4	7-0	3	1	1	21/7.0															
SMITH, C	2-0	48:56	5-9	0.556	0-0	0.000	9-10	0.900	5	6	11/3.7	3	7-0	1	2	1	18/9.0															
COOK, B	2-0	18:56	6-4	0.525	1-3	0.333	0-0	0.000	0	4	4/2.0	0	3-0	0	0	1	11/5.5															
MINI, A	4-0	70:50	7-19	0.368	3-7	0.429	2-3	0.667	1	8	10/2.5	3	8-0	0	0	0	19/4.8															
MCCOY, J	2-1	32:47	3-7	0.429	1-3	0.333	0-0	0.000	1	8	7/3.5	1	5-0	0	1	1	7/3.5															
BLEDSOE, E	4-0	38:14	4-7	0.571	0-1	0.000	1-3	0.333	2	1	3/1.0	8	7-0	4	10	0	9/2.3															
BUTLER, R	2-0	33:36	1-10	0.100	0-7	0.000	2-2	1.000	0	4	4/2.0	4	2-0	0	2	1	4/2.0															
COLLINS, J	1-0	01:10	0-0	0.000	0-0	0.000	0-0	0.000	0	0	0/0.0	0	0-0	0	0	0	0/0.0															
CLIPPERS	4-20	960:00	40-303	0.462	25-83	0.301	79-110	0.716	48	118	291/58.3	83	88-0	38	80	16	384/96.0															
MAVERICKS	4-20	960:00	157-321	0.488	30-76	0.395	80-113	0.708	40	104	198/47.5	96	64-0	30	57	20	424/108.0															

2011-12 VS MAVERICKS

Jan. 18 at Los Angeles
 Feb. 13 at Dallas

April 2 at Dallas


2010-2011 SEASON

32-50 (.390)
 Fourth in Pacific

PLAYOFFS

Did Not Qualify

DATE	OPPONENT	RESULT	SCORE	PTS	REB	AST	STL	BLK	PTS	REB	AST	STL	BLK	PTS	REB	AST	STL	BLK
10/27	MEMPHIS	W	108-94	28	12	10	2	1	28	12	10	2	1	28	12	10	2	1
10/29	MEMPHIS	W	108-94	28	12	10	2	1	28	12	10	2	1	28	12	10	2	1
10/31	MEMPHIS	W	108-94	28	12	10	2	1	28	12	10	2	1	28	12	10	2	1
11/03	MEMPHIS	W	108-94	28	12	10	2	1	28	12	10	2	1	28	12	10	2	1
11/0																		



MIKE BROWN // HEAD COACH

Owner & Governor
General Manager
Head Coach
Assistant Coaches
Athletic Trainer
Address
Home Court
Team Colors
Television
Radio

Dr. Jerry Buss
Mitch Kupchak
Mike Brown
Quinn Snyder Chuck Person John Kuester
Gary Vitti
555 N. Nash Street, El Segundo, Calif., 90245
STAPLES Center (18,997) - 1999
Purple and Gold
KCAL & FS West, Bill Macdonald, St. Lantz
710 AM ESPN Radio John Ireland, Mychal Thompson

L.A. LAKERS PR STAFF

Vice President of Public Relations
Senior Manager of Public Relations
Senior Manager of Public Relations
Public Relations Coordinator
Public Relations Assistant
Phone
Fax

John Black (jblack@lalakers.com)
Arlan Bogli (abogli@lalakers.com)
Josh Rupprecht (jrupprecht@lalakers.com)
Nick Mazzella (nmazze@lalakers.com)
Matt Feier (mfeier@lalakers.com)
310-426-6000
310-426-6105

DALLAS VS. LOS ANGELES 2010-11

PLAYER	GP-GS	MIN	FGM-FGA	FTM-FTA	ORB	DRB	TOT	AST	PF	PTS	PTS PER GAME
NOVITZKI, D.	3-3	108:17	25-54	0.463	1-7	0.143	15-18	0.838	3	28	31/10.3
MARDON, S.	3-2	01:27	25-42	0.595	0-0	0.000	6-10	0.600	0	11	20/6.7
FERRY, J.	3-0	04:39	17-40	0.425	5-14	0.357	1-2	0.500	0	3	3/1.0
STIBANIKVIC, P.	1-0	24:46	4-10	0.400	3-7	0.429	2-2	1.000	0	1	1/1.0
PAWLOVIC, S.	1-1	24:17	6-7	0.714	1-3	0.333	0-0	0.000	0	3	3/3.0
KIDIC, M.	3-3	20:02	2-24	0.083	0-0	0.000	0-0	0.000	0	8	8/2.7
BAREA, J.	3-0	50:58	9-19	0.500	1-3	0.333	4-5	0.800	0	7	7/2.3
CHANDLER, T.	3-3	04:05	6-13	0.462	0-0	0.000	5-7	0.714	12	14	75/6.7
BRUNER, C.	1-0	7:24	1-3	0.333	2-5	0.400	1-1	1.000	0	0	0/0.0
BRUNER, C.	2-2	28:28	2-15	0.200	0-5	0.000	1-3	0.333	1	9	10/5.0
HAYWOOD, B.	3-0	41:01	2-8	0.250	0-0	0.000	3-4	0.750	0	7	13/4.3
KAROLIC, B.	3-0	30:13	2-3	0.667	2-2	1.000	0-0	0.000	0	1	1/0.3
STEVENSON, S.	2-1	18:04	0-9	0.000	0-7	0.000	0-0	0.000	1	2	3/1.5
MADAMEL, I.	1-0	04:55	0-3	0.000	0-0	0.000	0-0	0.000	1	3	4/4.0
MAVERICKS	3-15	720:00	11,249	0.446	22-58	0.324	38-51	0.745	32	87	144/48.0
LAKERS	3-15	720:00	119,240	0.478	17-45	0.378	51-73	0.699	32	100	158/53.0

LOS ANGELES VS. DALLAS 2010-11

PLAYER	GP-GS	MIN	FGM-FGA	FTM-FTA	ORB	DRB	TOT	AST	PF	PTS	PTS PER GAME
NOVITZKI, D.	3-3	08:45	24-58	0.407	1-10	0.100	10-21	0.762	4	18	14/4.7
GASOL, P.	3-3	01:21	9-44	0.205	0-0	0.000	3-7	0.429	9	8	7/2.3
BYNUM, A.	3-0	03:28	18-27	0.704	0-0	0.000	12-18	0.632	7	20	35/11.7
JONES, L.	3-0	28:49	18-35	0.514	5-9	0.556	3-5	0.600	3	21	24/8.0
ARTISTE, R.	3-3	01:05	12-25	0.480	0-12	0.000	1-1	1.000	3	11	14/4.7
BLAKE, S.	3-0	21:20	6-15	0.375	4-7	0.571	0-0	0.000	0	4	4/1.3
SHIBER, D.	3-0	20:28	7-17	0.412	1-2	0.500	0-0	0.000	0	4	4/1.3
BROWN, S.	3-0	53:04	5-13	0.385	0-3	0.000	6-5	1.000	3	1	4/1.3
BARNES, M.	2-0	27:14	3-5	0.600	0-0	0.000	1-2	0.333	2	5	7/3.5
KAPLAN, P.R.D.	1-0	02:26	1-4	0.250	0-0	0.000	0-0	0.000	1	0	0/0.0
MADAMEL, I.	2-0	18:05	0-8	0.000	0-2	0.000	0-0	0.000	0	2	2/1.0
SMITH, J.	1-0	03:47	0-1	0.000	0-0	0.000	0-0	0.000	0	4	4/4.0
HAYWOOD, B.	1-0	02:20	0-0	0.000	0-0	0.000	0-2	0.000	0	0	0/0.0
MAVERICKS	3-15	720:00	19,240	0.478	17-45	0.378	51-73	0.699	32	100	158/53.0
LAKERS	3-15	720:00	111,249	0.446	22-58	0.324	38-51	0.745	33	87	144/48.0

2011-2012 VS. MAVERICKS

Jan. 16 at Los Angeles
Feb. 22 at Dallas
March 21 at Dallas
April 15 at Los Angeles

2010-2011 SEASON

57-25 (1.695)
First in Pacific

PLAYOFFS

Defeated New Orleans, 4-2
Lost to Dallas, 4-0

DATE	OPPONENT	RESULT	SCORE	ATTENDANCE
11/19/09	MEMPHIS GRIZZLIES	W	117-99	17,700
11/20/09	MEMPHIS GRIZZLIES	L	98-109	17,700
11/21/09	MEMPHIS GRIZZLIES	W	115-98	17,700
11/22/09	MEMPHIS GRIZZLIES	L	98-109	17,700
11/23/09	MEMPHIS GRIZZLIES	W	115-98	17,700
11/24/09	MEMPHIS GRIZZLIES	L	98-109	17,700
11/25/09	MEMPHIS GRIZZLIES	W	115-98	17,700
11/26/09	MEMPHIS GRIZZLIES	L	98-109	17,700
11/27/09	MEMPHIS GRIZZLIES	W	115-98	17,700
11/28/09	MEMPHIS GRIZZLIES	L	98-109	17,700
11/29/09	MEMPHIS GRIZZLIES	W	115-98	17,700
11/30/09	MEMPHIS GRIZZLIES	L	98-109	17,700
12/1/09	MEMPHIS GRIZZLIES	W	115-98	17,700
12/2/09	MEMPHIS GRIZZLIES	L	98-109	17,700
12/3/09	MEMPHIS GRIZZLIES	W	115-98	17,700
12/4/09	MEMPHIS GRIZZLIES	L	98-109	17,700
12/5/09	MEMPHIS GRIZZLIES	W	115-98	17,700
12/6/09	MEMPHIS GRIZZLIES	L	98-109	17,700
12/7/09	MEMPHIS GRIZZLIES	W	115-98	17,700
12/8/09	MEMPHIS GRIZZLIES	L	98-109	17,700
12/9/09	MEMPHIS GRIZZLIES	W	115-98	17,700
12/10/09	MEMPHIS GRIZZLIES	L	98-109	17,700
12/11/09	MEMPHIS GRIZZLIES	W	115-98	17,700
12/12/09	MEMPHIS GRIZZLIES	L	98-109	17,700
12/13/09	MEMPHIS GRIZZLIES	W	115-98	17,700
12/14/09	MEMPHIS GRIZZLIES	L	98-109	17,700
12/15/09	MEMPHIS GRIZZLIES	W	115-98	17,700
12/16/09	MEMPHIS GRIZZLIES	L	98-109	17,700
12/17/09	MEMPHIS GRIZZLIES	W	115-98	17,700
12/18/09	MEMPHIS GRIZZLIES	L	98-109	17,700
12/19/09	MEMPHIS GRIZZLIES	W	115-98	17,700
12/20/09	MEMPHIS GRIZZLIES	L	98-109	17,700
12/21/09	MEMPHIS GRIZZLIES	W	115-98	17,700
12/22/09	MEMPHIS GRIZZLIES	L	98-109	17,700
12/23/09	MEMPHIS GRIZZLIES	W	115-98	17,700
12/24/09	MEMPHIS GRIZZLIES	L	98-109	17,700
12/25/09	MEMPHIS GRIZZLIES	W	115-98	17,700
12/26/09	MEMPHIS GRIZZLIES	L	98-109	17,700
12/27/09	MEMPHIS GRIZZLIES	W	115-98	17,700
12/28/09	MEMPHIS GRIZZLIES	L	98-109	17,700
12/29/09	MEMPHIS GRIZZLIES	W	115-98	17,700
12/30/09	MEMPHIS GRIZZLIES	L	98-109	17,700
12/31/09	MEMPHIS GRIZZLIES	W	115-98	17,700

TEAM INFORMATION

Overall Series: Los Angeles leads 97-31
Games in Dallas: Los Angeles leads 44-20
American Airlines Center: Dallas leads 10-9
Reunited Aces: Los Angeles 35-10
Games in Los Angeles: Los Angeles leads 53-11
Current Series Streak: Los Angeles won last two
Dallas: Los Angeles won last game
in Los Angeles: Los Angeles won last two

DALLAS:

Las Horn Win: 109-100 (1/19/11)
Las Horn W: 94-80 (10/30/09)
Largest Victory Margin: 26 (twice)
High Point Total: 133 (12/2/83)
Low Point Total: 80 (twice)

L.A. LAKERS:

Last Home Win: 110-82 (3/31/11)
Last Road Win: 96-91 (3/12/11)
Victory Margin: 35 (1/31/96, 1/3/100)
High Point Total: 138 (3/14/82)
Low Point Total: 72 (twice)

SERIES NOTES

The Lakers have taken 10 of the last 13 meetings between the two clubs. Dallas led its series-high margin of victory over the Lakers with a 108-72 win on 3/11/07. Kobe Bryant scored 62 points in 33 minutes on 12/20/05. On 12/12/02, Dallas snapped the Lakers' 26-game home winning streak with a 110-93 victory in L.A., in their first meeting on 11/19/02, Dallas held L.A. to a franchise low and Mavericks franchise opponent low field goal percentage of 30.8% on 12/6/02, Dallas led by as many as 30 points and by 27 heading into the fourth before L.A. rally ed back to win. It marked the second largest fourth quarter comeback in NBA history and is also the biggest blown lead in Dallas history. On 4/6/97, the Lakers held the Mavericks to 2 points in the third quarter, an NBA record low.

SERIES SCORING RECORD VS. L.A. LAKERS:

Mark Aguirre (42 on 12/2/83)

SERIES SCORING RECORD VS. DALLAS:

Kobe Bryant (62 on 12/20/05)





LIONEL HOLLINS // HEAD COACH

Majority Owner
 President
 General Manager/VP Basketball Operations
 Head Coach
 Assistant Coaches
 Athletic Trainer
 Address
 Home Court
 Team Colors
 Television
 Radio

Michael Heisley
 Gerie Bartow
 Chris Wallace
 Lionel Hollins

Henry Bobby Barry Hecker, Dave Joerger, Mitchell Anderson
 Drew Graham

191 Beale Street, Memphis, Tenn. 38103

FedEx Forum (18,119) - 2004

Memphis Midnight, Beale Street Bldg., Smoke Bldg. and Grizzlies Good

WS Tennessee/SportSouth: Pete Pranic, Sean Tushy, Brevin Knight, Rob Fischer
 WMFS (92.9 FM): Eric Hasseltine, Hank McDowell, Elliott Perry

MEMPHIS STAFF

Coordinator of Basketball Media Relations
 Phone
 Fax

Ross Wooden (rwooden@grizzlies.com)
 901 205-1234
 901 205-1122

DALLAS VS. MEMPHIS 2010-11

PLAYER	GP	GS	MIN	FG	FGA	FT	FTA	ORB	DRB	REB	AST	PF	PTS	AVG
FRY, J.	4	1	7	0	0	0	0	0	0	0	0	0	0	0.0
BOULDER, C.	1	1	34:14	8-17	0.471	0-0	0.000	2-3	0.667	3	0	6	6	6.0
NOWITZKI, D.	4	4	18:22	28-53	0.528	5-12	0.417	8-11	0.727	3	24	27	68	17.3
IRVING, D.	1	1	14:34	6-8	0.750	2-3	0.667	3-5	0.600	0	0	0	18	18.0
MADSON, S.	4	2	12:55	22-42	0.524	1-2	0.500	8-10	0.800	7	25	32	60	15.0
BARELA, J.	4	0	78:02	14-32	0.438	4-11	0.364	3-3	1.000	0	10	10	38	9.5
CHANDLER, T.	2	2	51:06	4-8	0.500	0-0	0.000	6-7	0.857	2	15	17	8	4.0
MANNING, L.	3	0	34:32	8-7	0.857	0-0	0.000	7-8	0.875	4	2	6	21	7.0
BISSENER, C.	1	0	08:50	2-4	0.500	0-0	0.000	2-3	0.667	2	1	3	4	4.0
KIDD, J.	4	4	124:23	28-60	0.467	5-20	0.250	3-4	0.750	2	12	14	75	18.8
CARDINAL, B.	2	0	35:56	3-10	0.300	2-8	0.250	1-2	0.500	0	2	2	9	4.5
STEVENSON, D.	3	2	48:28	4-12	0.333	3-10	0.300	2-3	0.667	1	3	4	11	3.7
HARWOOD, B.	4	2	108:25	7-13	0.538	0-0	0.000	2-11	0.182	10	18	26	16	4.0
AJAJA, A.	1	0	03:25	1-1	1.000	1-1	1.000	0-0	0.000	0	0	0	2	2.0
JONES, D.	2	0	24:07	0-8	0.000	0-1	0.000	0-0	0.000	2	6	0	0	0.0
PAULOVIC, S.	1	0	14:20	0-2	0.000	0-2	0.000	0-0	0.000	0	1	1	0	0.0
STANOVIC, P.	1	1	13:07	0-4	0.000	0-1	0.000	0-0	0.000	0	2	2	0	0.0
NOVAK, S.	1	0	01:53	0-0	0.000	0-0	0.000	0-0	0.000	0	2	2	0	0.0
MAVERICKS	4	20	860:00	41	304	31-85	0.328	56-81	0.691	38	133	200	50	22
GRIZZLIES	4	20	860:00	46	327	44	0.448	14	56	69	94	734	46	12

MEMPHIS VS. DALLAS 2010-11

PLAYER	GP	GS	MIN	FG	FGA	FT	FTA	ORB	DRB	REB	AST	PF	PTS	AVG
RANDOLPH, T.	3	3	112:10	23-47	0.489	0-2	0.000	15-20	0.750	13	25	38	12	7
GAY, R.	3	3	124:51	24-51	0.471	2-11	0.182	5-7	0.714	8	15	23	7	7
ARTHUR, D.	4	1	89:31	21-33	0.636	0-0	0.000	11-13	0.846	2	14	18	4	5
GASOL, M.	4	4	127:03	16-33	0.485	0-0	0.000	12-18	0.667	12	25	37	7	11
BARTLER, S.	1	0	38:44	4-10	0.400	1-5	0.200	2-2	1.000	0	6	11	11	11.0
CONLEY, M.	4	4	138:57	17-43	0.395	2-8	0.250	8-8	1.000	2	14	16	27	6.8
MAYO, D.	4	2	126:38	12-46	0.261	5-21	0.238	0-0	0.000	2	7	9	23	5.8
NEURDY, T.	2	0	32:32	4-17	0.235	0-2	0.000	0-6	0.000	1	3	4	2	1
AILEN, T.	3	1	43:40	3-18	0.167	0-0	0.000	2-5	0.400	2	4	6	5	5
YOUNG, G.	2	0	18:41	3-4	0.750	3-4	0.750	0-0	0.000	0	1	1	9	4.5
AYO, A.	4	2	58:39	6-12	0.500	1-1	1.000	1-1	1.000	0	3	3	3	3
AYO, A.	2	0	19:57	2-4	0.500	0-1	0.000	0-0	0.000	0	1	1	2	1
HAROLD, B.	2	0	03:38	0-1	0.000	0-0	0.000	1-2	0.500	0	2	2	0	0
BARRETT, B.	3	0	21:52	0-1	0.000	0-0	0.000	1-2	0.500	0	2	2	0	0
WYATT, J.	1	0	08:00	0-4	0.000	0-2	0.000	0-0	0.000	0	0	0	0	0
SMITH, J.	1	0	07:19	0-3	0.000	0-1	0.000	0-0	0.000	0	0	0	0	0
GRIZZLIES	4	20	860:00	46	327	44	0.448	14	56	69	94	734	46	12
MAVERICKS	4	20	860:00	41	304	31-85	0.328	56-81	0.691	38	133	200	50	22

2011-2012 VS. MAVERICKS

Feb. 29 at Memphis
 April 4 at Dallas
 April 7 at Memphis

2010-2011 SEASON

46-36 (.561)
 Tied for Third in Southwest

PLAYOFFS

Defeated San Antonio, 4-2
 Lost to Oklahoma City, 4-3

DATE	SITE	W/L	SCORE	DATE	SITE	W/L	SCORE	DATE	SITE	W/L	SCORE
1/17/05	DAL	W	89-88	2/27/01	MEM	W	116-112	11/10/06	DAL	W	88-94
3/3/05	DAL	W	84-83	4/17/01	MEM	W	94-81	11/27/06	MEM	W	95-84
12/28/05	DAL	W	103-101**	1/17/02	MEM	W	108-97	2/17/07	DAL	W	113-97
3/1/06	DAL	W	91	2/26/02	DAL	W	97	4/11/07	DAL	W	109-104
2/19/06	DAL	W	96-85	3/1/02	DAL	W	91	4/11/07	MEM	W	95-84
2/17/07	DAL	W	105-88	10/30/02	MEM	W	119-108	2/8/08	DAL	W	92-8
4/12/07	DAL	L	85-86	12/14/02	DAL	W	104-97	2/22/08	MEM	W	98-83
10/31/07	DAL	W	90-89	2/14/03	MEM	W	110-103	11/21/08	DAL	W	91-76
4/9/07	DAL	W	92-87	3/1/03	DAL	W	114-97	12/23/08	DAL	W	100-82
2/22/08	DAL	W	104-90	MEMPHIS	MEMPHIS	MEMPHIS	MEMPHIS	MEMPHIS	MEMPHIS	MEMPHIS	MEMPHIS
3/11/08	DAL	W	104-10	12/27/03	DAL	W	104-96	4/3/09	MEM	L	102-107
2/16/09	DAL	L	92-96	2/1/04	MEM	L	92-91	4/19/09	MILWAUKEE	L	82-89
3/3/09	DAL	W	91-74	4/13/04	DAL	W	11-103	12/25/09	DAL	W	106-101
4/27/09	DAL	W	84-75	11/6/04	DAL	W	112-88	3/31/10	MEM	W	106-102
12/7/09	DAL	L	95-04	1/27/04	MEM	W	95-85	4/7/10	DAL	L	91-84
2/6/10	DAL	W	103-99*	4/14/04	DAL	W	100-89	MEMPHIS	MEMPHIS	MEMPHIS	MEMPHIS
4/2/10	DAL	W	100-85	4/20/05	MEM	W	106-85	11/10/10	MEM	W	106-93
4/5/10	DAL	W	14-06	11/26/05	DAL	L	92-112	12/15/11	MEM	L	70-85
1/18/10	DAL	L	74-81	2/1/06	MEM	W	81-80	MEMPHIS	MEMPHIS	MEMPHIS	MEMPHIS
1/18/10	DAL	W	91-89	2/23/06	DAL	W	97-97	MEMPHIS	MEMPHIS	MEMPHIS	MEMPHIS
1/25/11	DAL	W	120-83	11/17/06	MEM	W	115-103	MEMPHIS	MEMPHIS	MEMPHIS	MEMPHIS

DALLAS INFORMATION

Overall Series Dallas leads 50-13
 Games in Dallas Dallas leads 26-6
 American Airlines Center Dallas leads 17-3
 Reunion Arena Dallas leads 9-3
 Dallas Road Games Dallas leads 24-7
 Games in Memphis Dallas leads 14-6
 Games in Vancouver Dallas 10-1
 Current Series Streak Memphis won last two in Dallas
 Memphis won last two in Memphis

DALLAS:

Last Home Win 110-84 (4/7/10)
 Last Road Win 106-91 (11/10/10)
 Largest Victory Margin 37 (120-83, 1/25/01)
 High Point Total 120 (1/25/01)
 Low Point Total 70 (1/15/11)

MEMPHIS:

Last Home Win 89-70 (1/15/11)
 Last Road Win 104-103 (3/6/11)
 Largest Victory Margin 27 (101-74, 11/8/00)
 High Point Total 112 (11/26/06)
 Low Point Total 74 (13/13/99)

RECORD NOTES

The Mavericks are 50-13 all-time against the Grizzlies, but just 5-5 in their last 10 meetings with Memphis. The Grizzlies snapped a nine-game road losing streak against the Mavericks with a 91-90 victory at American Airlines Center on 10/29/10. Dirk Nowitzki saw his streak of 82 consecutive free throws made come to an end on 10/29/10. Dallas scored a series-low 70 points in the 89-70 loss at Memphis on 1/15/11. The game vs. Memphis on 3/6/11 marked Dallas' 1,000th consecutive game with at least one 3-point basket. The Mavericks' 13-game winning streak over Memphis ended on 1/4/09 with a 20-point Grizzlies victory on 12/9/05. Dirk Nowitzki surpassed James Donaldson to become the Mavericks franchise leader in rebounds with 4,590. Nowitzki registered 32 points and 18 rebounds on 11/27/05. The matchup on 3/13/99 took on a historical note as the Mavericks' Al C. Green tied his 1,000th consecutive game played, the longest streak in NBA history. In the 3/19/96 win at Vancouver, the Mavericks set an NBA record for 3-point field goals made in a period with nine in the third.


SERIES SCORING RECORD VS. MEMPHIS:

Dirk Nowitzki (38 on 2/7/07)

SERIES SCORING RECORD VS. DALLAS:

Shaheef Abdur-Rahim (36 on 2/6/00 and 2/27/01)
 Pau Gasol (36 on 11/26/05)





ERIK SPOELSTRA // HEAD COACH

Managing General Partner Micky Arson
 CEO Nick Arson
 President Pat Riley
 Senior Vice President of Basketball Operations/Assistant General Manager Andy Elisburg
 Head Coach Erik Spoelstra
 Assistant Coaches Bob McAdoo, Keith Askins, Ron Rothstein, David Frazier, Chad Kammerer
 Athletic Trainer Jay Sabol
 Address 601 Biscayne Blvd., Miami, Fla., 33132
 Home Court American Airlines Arena (19,600) 2000
 Team Colors Red, Yellow, Black and White
 Television Sun Sports: Eric Reid, Tony Fiorentino, Jason Jackson
 Radio WINZ (940 AM) Mike Inglis, John Crotty

MIAMI HEAT PG STAFF

Vice President of Sports Media Relations Tim Donovan (tim@heat.com)
 Director of Sports Media Relations Rob Wilson (rwilson@heat.com)
 Assistant Director of Sports Media Relations Michael Lissack (mlissack@heat.com)
 Sports Media Relations Nick Marana (nmarana@heat.com)
 Phone 786-777-HEAT
 Fax 786-777-1615

DALLAS VS. MIAMI 2010-11

PLAYER	GP	GS	MIN	FGM	FGA	FTM	FTA	REB	AST	STL	BLK	PTS	AVG				
NEWTZK, D	2-2	22-58	17-44	0.386	1-8	0.111	13-13	1,000	0	15	15/2.5	0	0-0	2	0	48/24.0	
BURKE, C	2-2	66-91	13-24	0.542	4-9	0.400	5-11	0.455	1	5	6/3.0	3	3-0	1	2	0	38/19.0
TERRY, J	2-0	68-90	9-27	0.333	4-8	0.444	9-10	0.900	2	1	3/1.5	0	3-0	1	0	0	31/15.5
CHANDLER, T	2-2	87-92	9-13	0.692	0-0	0.000	4-6	0.667	0	17	26/13.0	0	0-0	0	1	2	22/11.0
MORRIS, S	2-0	53-98	8-10	0.421	0-0	0.000	5-6	0.833	0	0	18/9.0	2	5-0	1	0	1	21/10.5
GAREA, J	2-0	26-38	7-11	0.636	1-2	0.500	4-5	0.800	1	0	6/3.0	4	3-0	1	0	0	18/9.5
KIDD, J	2-2	75-85	4-10	0.400	2-5	0.400	2-2	1.000	0	12	12/6.0	20	4-0	2	0	0	12/6.0
TYVENSOM, D	2-2	30-36	4-11	0.364	3-0	0.375	0-0	0.000	0	2	2/1.0	2	3-0	1	0	0	17/8.5
DAYMOND, B	2-0	26-12	2-2	1.000	0-0	0.000	0-1	0.000	1	0	5/2.0	0	7-0	1	1	0	6/2.0
MANNING, I	1-0	03-28	0-0	0.000	0-0	0.000	0-0	0.000	0	0	0/0.0	1-0	0	1	0	0	0/0.0
CARDINAL, B	0	00-00	0-0	0.000	0-0	0.000	0-0	0.000	0	0	0/0.0	0-0	0	0	0	0	0/0.0
MAVERICKS	2-10	488-600	73-181	0.453	15-38	0.395	43-50	0.860	23	71	183/18.5	40	40-0	14	25	4	204/102.0
HEAT	2-10	480-600	85-158	0.408	10-46	0.217	45-56	0.750	26	81	181/18.5	26	64-1	16	27	10	181/18.5

SERIES INFORMATION

Overall Series Dallas leads 29-20
 Games in Dallas Dallas leads 15-9
 American Airlines Center Dallas leads 9-
 Regular Season Miami 8-6
 Games in Miami Dallas leads 14-11
 Current Series Streak Dallas won last 14
 in Dallas Dallas won last nine
 in Miami Dallas won last seven

DALLAS:

Last Home Win 106-95 (1/27/10)
 Last Road Win 98-96 (12/20/10)
 Largest Victory Margin 36 (112-76 2/9/06)
 High Point Total 118 (twice)
 Low Point Total 72 (12/26/98)

MIAMI:

Last Home Win 113-118* (3/26/04)
 Last Road Win 101-94 (2/3/02)
 Longest Victory Margin 23 (78-105 1/1/99)
 High Point Total 128 (11/1/99)
 Low Point Total 73 (3/16/08)

MIAMI VS. DALLAS 2010-11

PLAYER	GP	GS	MIN	FGM	FGA	FTM	FTA	REB	AST	STL	BLK	PTS	AVG				
NEWTZK, D	2-2	80-111	6-23	0.261	2-8	0.250	0-0	0.000	2	0	0	14	7.0				
JAMES, L	2-2	72-89	11-36	0.306	2-8	0.250	10-22	0.455	5	13	18/9.0	11	7-0	1	10	0	42/21.0
ROSE, L	2-2	71-72	1-33	0.030	0-2	0.000	7-9	0.778	3	0	6/3.0	2	0-0	2	0	0	4/2.0
CHALMERS, M	2-0	60-36	5-14	0.357	5-16	0.313	0-6	0.000	2	3	5/2.5	5	0-1	0	2	0	21/10.5
JONES, J	2-0	35-32	8-12	0.667	5-11	0.455	2-2	1.000	1	4	5/2.5	1	0-0	1	1	0	19/9.5
LECAUSKAS, J	2-2	28-04	4-11	0.364	0-0	0.000	0-0	0.000	4	3	7/3.5	0	5-0	2	0	0	8/4.0
ARROYO, C	2-2	38-58	3-8	0.375	0-2	0.000	0-0	0.000	1	2	3/1.5	1	2-0	0	3	0	8/3.0
ROSE, E	1-0	09-36	1-2	0.500	1-1	1.000	0-0	0.000	0	1	1/1.0	0	0-0	0	0	0	3/3.0
ANTHONY, J	2-0	67-83	2-3	0.667	0-0	0.000	1-2	0.500	4	0	9/4.5	0	0-0	0	0	0	5/2.5
HOWARD, J	2-0	20-53	0-2	0.000	0-0	0.000	2-2	1.000	2	3	5/2.5	3	2-0	1	1	1	2/1.0
DAMIERE, E	1-0	08-00	0-0	0.000	0-0	0.000	0-0	0.000	0	1	1/0.0	1-0	0	0	0	0	0/0.0
MANNING, I	1-0	03-00	0-0	0.000	0-0	0.000	0-0	0.000	2	2	4/2.0	0	0-0	0	0	0	0/0.0
HEAT	2-0	480-600	61-150	0.408	5-26	0.192	45-60	0.750	26	63	103/15.5	26	44-5	2	10	0	181/18.5
MAVERICKS	2-0	480-600	73-151	0.453	5-28	0.179	43-50	0.860	23	71	183/18.5	44	45-0	4	25	4	204/102.0

2011-2012 VS. MAVERICKS

Dec. 25 at Dallas
 March 29 at Miami

2010-2011 SEASON

Feb. 24 707
 First in Southeast

PLAYOFFS

Dallas - Phoenix 4-1
 Defeated Boston, 4-1
 Defeated Chicago, 4-1
 Lost to Dallas, 4-2

DATE	SITE	W/L	SCORE	DATE	SITE	W/L	SCORE	DATE	SITE	W/L	SCORE
11/9/88	DAL	W	82-80	1/28/95	MIA	L	89-91	2/1/95	DAL	W	109-104
12/17/88	MIA	W	104-87	3/12/96	DAL	L	118-125	11/25/05	MIA	W	103-90
1/16/89	DAL	W	83-80	1/13/96	DAL	L	84-91	2/9/06	DAL	W	112-76
2/23/88	MIA	W	111-110*	12/4/88	MIA	L	78-101	12/1/07	MIA	W	98-83
4/2/89	DAL	W	93-90	2/20/98	MIA	L	71-91	2/22/07	DAL	W	112-100
4/18/89	MIA	W	103-98	3/7/98	DAL	L	88-94	1/4/08	DAL	W	94-89
11/18/89	DAL	W	100-99	4/7/89	MIA	L	87-83	3/16/08	MIA	W	90-73
3/23/89	MIA	W	106-103	11/1/89	MIA	L	105-128	1/31/09	MIA	W	111-96
1/14/90	MIA	L	83-105	12/20/99	DAL	L	89-92	4/1/09	DAL	W	98-96
3/2/91	DAL	L	103-109	2/1/01	DAL	W	95-91*	12/1/09	MIA	W	106-93
2/11/91	DAL	W	114-111	3/29/01	MIA	W	96-95	2/23/10	DAL	W	98-91
2/29/92	MIA	L	101-101	1/23/02	MIA	W	104-94	1/2/10	DAL	W	95-95
2/8/92	DAL	L	112-126	3/2/02	DAL	L	95-108	12/20/10	MIA	W	98-96
1/24/93	MIA	L	106-122	2/15/83	DAL	W	98-92				
2/7/93	DAL	L	101-106	3/7/83	MIA	W	91-89				
3/17/84	MIA	L	89-115	11/3/83	DAL	W	103-93				
1/15/84	MIA	L	102-115	3/26/84	MIA	L	118-119*				
4/85	DAL	L	77-84	1/1/83	MIA	W	113-93				

SERIES NOTES

Dallas has won the last 14 regular-season meetings with the Heat, including 17 of the last 18 - the Mavericks snapped the Heat's 12-game winning streak with a 96 victory over Miami on 12/20/10 - the Mavericks who entered Series 2-0 up 1-26, 0 became just the 11th team in NBA history to win 12 out of 13 regular-season. Dirk Nowitzki registered a series high 41 points on 11/11/04 - on 2/1/01 the Mavericks broke their longest losing streak in professional sports with a 91 win over the Heat - Dirk's series peak of 16 rebounds came with a Miami state - the Mavericks won Miami for the first time in 11 years in their first appearance in American Airlines Arena - the win also marked the Mavericks' first season sweep of the Heat since the 1989-90 season - Dallas won the first eight games of the all-time series and nine of the first 11

SERIES SCORING RECORD VS. MIAMI:

Dirk Nowitzki (41 on 11/11/04)

SERIES SCORING RECORD VS. DALLAS:

Alonzo Mourning (40 on 3/12/96)



MIAMI HEAT



SCOTT SKILES // HEAD COACH

President
General Manager
Head Coach
Assistant Coaches
Athletic Trainer
Address
Home Court
Team Colors
Television
Radio

Herb Kohl
John Hammond
Scott Skiles
Jim Boylan, Joe Wolf, Sidney Moncrief, Bill Peterson, Anthony Goldwire, Marc Boff
1001 N. Fourth Street, Milwaukee, Wis. 53203
Bradley Center (18,717) - 1988
Forest Green, Red and Silver
FS Wisconsin: Jim Paschke, Jon McGlocklin
WTMJ (620 AM): Ted Davis, Dennis Krause

MILWAUKEE PR STAFF

Director, Public Relations
Manager, Public Relations
Phone
Fax

Dan Smyczek (dsmyczek@milwaukeebucks.com)
Mark Rosenberg (mrosenberg@milwaukeebucks.com)
414-227-0500
414-489-2119

DALLAS VS. MILWAUKEE 2010-11

PLAYER	GP	GS	MIN	FGM-FGA	FT%	REB	AST	PF	PTS	STL	BLK	PTS/48					
MILWAUKEE	1-1	30-02	12-24	0.500	2-8	0.500	3-3	1.000	0	7	7/7.0	3	4-0	1	3	2	30/30.0
MAREK J.	2-0	58-19	13-29	0.448	1-6	0.167	10-10	1.000	2	4	6/3.0	7	3-0	1	2	0	37/18.5
MADISON S.	1-0	27-03	0-9	0.000	0-1	0.000	2-2	1.000	1	4	5/5.0	0	1-0	0	2	2	14/14.0
KIDD, J.	2-2	08-22	9-10	0.474	3-0	0.333	4-4	1.000	4	10	14/7.0	10	0-0	0	5	1	25/12.5
CHANDLER, T.	2-2	62-08	8-10	0.800	0-0	0.000	0-7	0.000	3	11	14/7.0	0	0-0	0	1	1	22/11.0
FERRY, C.	2-0	02-30	8-23	0.261	2-0	0.222	5-6	0.833	0	3	3/1.5	10	5-0	0	5	1	19/9.5
ROTLER, C.	2-2	37-01	8-17	0.353	1-8	0.125	1-2	0.500	0	4	4/2.0	0	4-0	0	3	0	14/7.0
CARONIAL, B.	1-1	13-34	1-8	0.125	1-5	0.200	4-4	1.000	2	3	5/5.0	3	3-0	2	1	0	7/7.0
STEVENS, D.	2-2	44-10	4-11	0.364	2-0	0.250	0-1	0.000	0	2	2/1.0	2	3-0	2	1	0	10/5.0
MADONMIL, I.	1-0	04-27	0-0	0.000	0-0	0.000	2-2	1.000	0	1	1/1.0	0	2-0	0	1	0	2/2.0
SAYWOOD, B.	2-0	28-00	1-3	0.333	0-0	0.000	1-6	0.125	3	0	9/4.5	0	5-0	0	1	2	3/1.5
NOVAK, S.	2-0	08-22	1-7	0.333	1-1	1.000	0-0	0.000	0	1	1/0.5	0	1-0	0	0	0	3/1.5
ADJICA, A.	1-0	09-34	0-2	0.000	0-1	0.000	0-0	0.000	0	1	1/1.0	0	2-0	0	0	0	0/0.0
MILWAUKEE	2-10	480:00	87-156	0.420	14-52	0.269	38-49	0.776	15	57	87/43.5	44	41-0	06	25	0	106/93.0
DALLAS	2-10	480:00	78-161	0.484	13-29	0.448	33-45	0.733	10	72	100/54.0	47	41-1	11	20	7	202/101.0

MILWAUKEE VS. DALLAS 2010-11

PLAYER	GP	GS	MIN	FGM-FGA	FT%	REB	AST	PF	PTS	STL	BLK	PTS/48					
MILWAUKEE	1-0	32-37	9-18	0.500	1-5	0.200	7-8	0.875	0	3	3/3.0	6	0-0	0	3	0	26/26.0
JANOUSIS, B.	1-1	41-07	9-19	0.474	3-4	0.750	2-2	1.000	0	5	5/5.0	10	1-0	2	4	0	23/23.0
BIGLI, A.	2-2	78-09	14-21	0.667	0-0	0.000	1-8	0.125	5	17	22/11.0	7	11-1	1	0	6	29/14.5
NYSTRUP, E.	2-1	58-29	10-22	0.455	2-5	0.400	0-5	0.000	5	15	20/10.0	2	5-0	0	2	0	28/14.0
SALMONS, J.	2-2	73-28	11-22	0.500	1-2	0.500	0	0.000	0	9	9/4.5	0	5-0	2	4	0	26/13.0
DUDLING, K.	2-1	57-58	7-17	0.412	4-7	0.571	5-6	0.833	2	4	6/3.0	7	3-0	2	1	0	23/11.5
DUNN, C.	2-0	42-25	7-11	0.636	0-2	0.000	0-0	0.000	0	7	7/3.5	3	3-0	0	1	1	20/10.0
CHOLEN, C.	1-0	21-44	4-9	0.444	0-0	0.000	0-0	0.000	1	3	4/4.0	0	4-0	1	0	0	0/0.0
MARGOTTE, C.	2-0	28-29	3-12	0.250	0-0	0.000	6-8	0.833	1	5	6/3.0	2	2-0	1	5	0	11/5.5
BROOKHAM, J.	2-0	15-01	3-2	1.000	0-0	0.000	0-0	0.000	3	1	4/2.0	1	0-0	0	0	0	5/2.0
MIRAN, A.	2-2	24-16	1-7	0.143	0-0	0.000	0-0	0.000	1	3	4/2.0	1	1-0	1	1	0	2/1.0
SALMONS, L.	1-1	05-08	0-2	0.000	0-0	0.000	0-0	0.000	1	0	1/1.0	0	0-0	0	0	1	0/0.0
SWANBER, B.	1-0	04-28	0-0	0.000	0-0	0.000	0-0	0.000	0	0	0/0.0	0	0-0	0	0	0	0/0.0
BUCKS	2-10	480:00	78-161	0.484	13-29	0.448	33-45	0.733	10	72	100/54.0	47	41-1	11	20	7	202/101.0
MILWAUKEE	2-10	480:00	87-156	0.420	14-52	0.269	38-49	0.776	15	57	87/43.5	44	41-0	06	25	0	106/93.0

2011-2012 VS. MAVERICKS

Jan 13 at Dallas

2010-2011 SEASON

35-47 (427)

Third in Central

PLAYOFFS

Did not qualify

DATE	SITE	W/L	SCORE	DATE	SITE	W/L	SCORE	DATE	SITE	W/L	SCORE
2/1/00	MIL	L	96-104	2/1/00	DAL	W	97-83	12/20/01	DAL	W	113-101
2/17/01	DAL	L	106-114	1/23/01	MIL	L	87-97	2/1/02	MIL	W	111-105
2/20/02	DAL	W	109-04	1/31/01	MIL	L	95-101	2/1/02	MIL	W	111-105
2/5/02	MIL	L	82-117	1/22/02	DAL	W	118-116	12/30/02	DAL	L	107-110
12/30/02	MIL	L	80-111	11/11/02	DAL	L	110-124	2/12/03	MIL	L	114-120
3/4/03	DAL	L	102-108	3/2/03	MIL	L	96-120	12/30/03	DAL	W	103-93
12/16/03	MIL	L	106-110	12/3/03	DAL	L	106-107	1/2/04	MIL	L	104-108
2/24/04	DAL	L	08-95	12/22/03	MIL	L	98-96	1/2/05	DAL	W	123-104
11/20/04	DAL	W	109-108	1/31/05	MIL	L	105-107	3/11/05	MIL	W	112-110
2-11/04	MIL	L	96-102	3/4/05	DAL	W	104-93	3/29/05	MIL	W	111-101
2/2/05	MIL	L	07-32	1/9/06	DAL	W	94-94	3/1/06	DAL	W	114-95
2/19/06	DAL	L	107-124	2/6/06	MIL	L	111-114	2/13/07	MIL	W	98-93
11/1/07	MIL	W	74-72	1/3/06	DAL	L	97-101	3/1/07	DAL	W	105-103
1/30/07	DAL	W	133-117	2/20/07	MIL	L	99-101	11/24/07	MIL	L	96-97
12/13/07	MIL	W	113-99	11/22/07	DAL	L	62-83	2/6/08	DAL	W	107-96
1/23/08	DAL	W	113-87	12/30/07	MIL	L	98-106	4/21/08	MIL	L	99-133
12/23/08	MIL	L	101-113	1998-1999	- DID NOT PLAY		2/25/09	DAL	W	110-98	
3/13/08	DAL	L	06-111	12/6/08	MIL	L	97-103	11/16/08	MIL	W	115-113
2/22/09	MIL	L	87-109	2/15/00	DAL	L	89-112	1/26/10	DAL	W	108-107
4-1/00	DAL	W	86-72	0/3/00	DAL	W	97-93	2-1/0	DAL	L	99-103
								1/1/11	MIL	L	87-99

SERIES INFORMATION

Overall Series Milwaukee leads 35-24
Games in Dallas Dallas leads 18-12
American Airlines Center Dallas leads 8-2
Reun on Arena Ted 10-10
Games in Milwaukee Milwaukee leads 24-6
Current Series Streak Milwaukee won last two in Dallas Milwaukee won last game in Milwaukee Milwaukee won last game

DALLAS:

Last Home Win 108-107 (1/26/10)
Last Road Win 115-113 (OT) (11/16/09)
Largest Victory Margin 21 (114-93, 3/28/95)
High Point Total 133 (1/30/87)
Low Point Total 62 (11/22/97)

MILWAUKEE:

Last Home Win 99-87 (1/11)
Last Road Win 103-99 (12/13/10)
Largest Victory Margin 34 (1w oer)
High Point Total 133 (1/21/09)
Low Point Total 72 (4/1/90)

NEWS NOTE

The Bucks broke the Mavericks' season-high 12-game win streak with a victory at Dallas on 12/13/10. It also ended Milwaukee's seven-game losing streak at American Airlines Center. Dirk Nowitzki scored his first career triple-double on 2/6/08. The Mavericks scored 99 points in a win on 2/13/07 that broke a streak of 10 straight games where Dallas scored 100+ points over the Bucks. Dallas snapped a 12-game road losing streak against the Bucks with a 112-106 triumph at the Bradley Center on 3/26/02. Milwaukee held the Mavericks to a team record low 62 points in the Bucks 63-62 win on 11/22/97 in Dallas. Dirk Nowitzki scored 40 points in a loss to the Bucks on 12/30/02.

SERIES SCORING RECORD VS. MILWAUKEE:

Dirk Nowitzki (40 on 12/30/02)

SERIES SCORING RECORD VS. DALLAS:

Terry Cummings (39 on 1/16/87)





RICK ADELMAN // HEAD COACH

Owner: Glen Taylor
 CEO: Rob Moore
 President of Basketball Operations: David Kahn
 Head Coach: Rick Adelman
 Assistant Coaches: Terry Porter, Jack Sikma, TR Dunn, Bill Bayno
 Athletic Trainer: Gregg Farvorn
 Address: 600 First Ave. North, Minneapolis, Minn., 55403
 Home Court: Target Center (19,356) 1990
 Team Colors: Blue, Green, Silver
 Television: WSTC-FS North, Fox Sports Net
 Radio: WCCO (630 AM), A&R Station

MINNESOTA PR STAFF

Director of Public Relations: Mike Crstald (crstald@timberwolves.com)
 Sr. Public Relations Coordinator: Aaron Seehusen (aseehusen@timberwolves.com)
 Communications Manager: Dan Bertrone (dbertrone@timberwolves.com)
 Phone: 612-673-1600
 Fax: 612-673-8385

DALLAS VS. MINNESOTA 2010-11

PLAYER	GP	GS	MIN	FGM	FGA	3P	3PA	FT	FTA	PF	STL	BLK	PTS	AVG
DIRK NOWITZKI	3-3	08:20	23-49	4-8	2-8	0-0	0-0	17-17	1,800	2	0	0	65	21.7
MARSHON LINE	3-1	02:54	17-38	0-3	0-3	0-0	0-0	0-0	750	0	0	0	0	0.0
TERRY JAY	3-0	08:06	15-33	0-0	0-0	0-0	0-0	0-0	1,800	2	3	0	0	0.0
STOJAKOVIC	2-1	02:26	10-19	0-0	0-0	0-0	0-0	0-0	900	3	0	0	0	0.0
BRANDON RAY	1-1	07:15	4-8	0-0	0-0	0-0	0-0	0-0	900	0	0	0	0	0.0
CHANDLER	2-2	09:19	6-10	0-0	0-0	0-0	0-0	0-0	1,800	0	20	28	0	0.0
BARON DAVIS	3-0	04:24	1-74	0-0	0-0	0-0	0-0	0-0	1,800	4	4	11	0	0.0
HAYWOOD BROWN	3-1	05:48	17	0-0	0-0	0-0	0-0	0-0	900	1	9	0	0	0.0
KIDD	3-3	04:52	6-24	0-0	0-0	0-0	0-0	0-0	1,800	3	0	13	0	0.0
CARDINAL	3-0	08:06	6-11	0-0	0-0	0-0	0-0	0-0	900	1	2	3	0	0.0
BEAU BEMIS	2-2	02:25	5-15	0-0	0-0	0-0	0-0	0-0	900	0	4	0	0	0.0
ST. JANSKY	2-1	03:39	2-4	0-0	0-0	0-0	0-0	0-0	900	0	0	0	0	0.0
MARSHON LINE	3-0	02:56	2-5	0-0	0-0	0-0	0-0	0-0	750	2	3	0	0	0.0
DAVID WEST	0	00:00	0-0	0-0	0-0	0-0	0-0	0-0	0	0	0	0	0	0.0
NOVAK SPOHR	0	00:00	0-0	0-0	0-0	0-0	0-0	0-0	0	0	0	0	0	0.0
MAVERICKS	3-15	720:00	118-256	0-0	0-0	0-0	0-0	0-0	0-0	0-0	0-0	0-0	0-0	0.0
TIMBERWOLVES	3-15	720:00	110-250	0-0	0-0	0-0	0-0	0-0	0-0	0-0	0-0	0-0	0-0	0.0

SERIES INFORMATION

Overall Series: Dallas leads 54-37
 Games in Dallas: Dallas leads 28-18
 American Airlines Center: Dallas leads 14-5
 Reunion Arena: Dallas leads 14-13
 Games in Minnesota: Dallas leads 26-19
 Current Series Status: Dallas won last game
 Largest Victory Margin: Dallas won by 35
 Largest Defeat: Dallas lost by 18

DALLAS:

Last Home Win: 104-96 (3/24/11)
 Largest Victory Margin: 35 (1/17/07)
 Largest Defeat: 18 (1/2/07)
 Low Point Total: 71 (11/2/93)

MINNESOTA:

Last Home Win: 91-78 (31/4/06)
 Largest Victory Margin: 32 (103-71, 1/2/93)
 Largest Defeat: 17 (1/3/04)
 Low Point Total: 65 (2/27/07)

MINNESOTA VS. DALLAS 2010-11

PLAYER	GP	GS	MIN	FGM	FGA	3P	3PA	FT	FTA	PF	STL	BLK	PTS	AVG
DIRK NOWITZKI	2-7	4:00	5-10	0-0	0-0	0-0	0-0	0-0	900	1	0	0	0	0.0
RANDOLPH A	2-1	08:02	15-23	0-0	0-0	0-0	0-0	0-0	900	3	0	0	0	0.0
DEASLEY M	3-0	01:18	10-47	0-0	0-0	0-0	0-0	0-0	900	0	12	10	0	0.0
FELIX J	2-0	07:11	10-18	0-0	0-0	0-0	0-0	0-0	900	1	4	0	0	0.0
ELLINGTON W	3-0	08:43	14-20	0-0	0-0	0-0	0-0	0-0	1,800	0	2	0	0	0.0
ANDREW L	3-0	01:17	9-27	0-0	0-0	0-0	0-0	0-0	900	0	7	0	0	0.0
TOLIVER A	3-0	00:46	7-19	0-0	0-0	0-0	0-0	0-0	900	0	0	0	0	0.0
JOHNSON W	3-0	01:19	7-20	0-0	0-0	0-0	0-0	0-0	900	1	0	0	0	0.0
MILICH D	3-1	09:4	1-2	0-0	0-0	0-0	0-0	0-0	900	0	0	0	0	0.0
BIRCHALL	0	00:00	0-0	0-0	0-0	0-0	0-0	0-0	0	0	0	0	0	0.0
KRISTOS K	1-0	02:17	1-1	0-0	0-0	0-0	0-0	0-0	900	0	0	0	0	0.0
MORROW N	2-0	01:16	1-6	0-0	0-0	0-0	0-0	0-0	900	0	4	0	0	0.0
GARRETT	0	00:00	0-0	0-0	0-0	0-0	0-0	0-0	0	0	0	0	0	0.0
WEBSTER M	2-0	08:10	3-8	0-0	0-0	0-0	0-0	0-0	1,800	1	4	0	0	0.0
TELFAIR S	1-0	05:35	0-0	0-0	0-0	0-0	0-0	0-0	900	0	1	0	0	0.0
TIMBERWOLVES	3-15	720:00	10-250	0-0	0-0	0-0	0-0	0-0	0-0	0-0	0-0	0-0	0-0	0.0
MAVERICKS	3-15	720:00	16-256	0-0	0-0	0-0	0-0	0-0	0-0	0-0	0-0	0-0	0-0	0.0

2011-2012 VS. MAVERICKS

Jan 1 at Minnesota
 Jan 25 at Dallas
 Feb. 10 at Minnesota

2010-2011 SEASON

17-65 (207)
 Fifth in Northwest

PLAYOFFS

Did Not Qualify

DATE	OPPONENT	RESULT	SCORE	ATTENDANCE
10/27	MEMPHIS GRIZZLIES	W	100-92	17,100
10/29	MEMPHIS GRIZZLIES	W	100-92	17,100
10/31	MEMPHIS GRIZZLIES	W	100-92	17,100
11/03	MEMPHIS GRIZZLIES	W	100-92	17,100
11/05	MEMPHIS GRIZZLIES	W	100-92	17,100
11/07	MEMPHIS GRIZZLIES	W	100-92	17,100
11/09	MEMPHIS GRIZZLIES	W	100-92	17,100
11/11	MEMPHIS GRIZZLIES	W	100-92	17,100
11/13	MEMPHIS GRIZZLIES	W	100-92	17,100
11/15	MEMPHIS GRIZZLIES	W	100-92	17,100
11/17	MEMPHIS GRIZZLIES	W	100-92	17,100
11/19	MEMPHIS GRIZZLIES	W	100-92	17,100
11/21	MEMPHIS GRIZZLIES	W	100-92	17,100
11/23	MEMPHIS GRIZZLIES	W	100-92	17,100
11/25	MEMPHIS GRIZZLIES	W	100-92	17,100
11/27	MEMPHIS GRIZZLIES	W	100-92	17,100
11/29	MEMPHIS GRIZZLIES	W	100-92	17,100
12/01	MEMPHIS GRIZZLIES	W	100-92	17,100
12/03	MEMPHIS GRIZZLIES	W	100-92	17,100
12/05	MEMPHIS GRIZZLIES	W	100-92	17,100
12/07	MEMPHIS GRIZZLIES	W	100-92	17,100
12/09	MEMPHIS GRIZZLIES	W	100-92	17,100
12/11	MEMPHIS GRIZZLIES	W	100-92	17,100
12/13	MEMPHIS GRIZZLIES	W	100-92	17,100
12/15	MEMPHIS GRIZZLIES	W	100-92	17,100
12/17	MEMPHIS GRIZZLIES	W	100-92	17,100
12/19	MEMPHIS GRIZZLIES	W	100-92	17,100
12/21	MEMPHIS GRIZZLIES	W	100-92	17,100
12/23	MEMPHIS GRIZZLIES	W	100-92	17,100
12/25	MEMPHIS GRIZZLIES	W	100-92	17,100
12/27	MEMPHIS GRIZZLIES	W	100-92	17,100
12/29	MEMPHIS GRIZZLIES	W	100-92	17,100
12/31	MEMPHIS GRIZZLIES	W	100-92	17,100





AVERY JOHNSON // HEAD COACH

Principal Owner Mikhail Prokhorov
 CEO Brett D. Yorkmark
 General Manager Billy King
 Head Coach Avery Johnson
 Assistant Coaches Po Carrera, Mario Ede, Popeye Jones, Tom Bannise
 Athletic Trainer Tim Walsh
 Address 390 Murray Hill Parkway, East Rutherford, N.J., 07073
 Home Court Prudential Center (1B 71) 2010
 Team Colors Blue, Red and Silver
 Television ESPN Network and Eagle
 Radio WFAN (680 AM); Chris Carrino, Tim Capstraw

NEW JERSEY PR STAFF

Vice President of Public Relations Gary Sussman (gsussman@njnets.com)
 Senior Director of Public Relations Aaron Harris (aharris@njnets.com)
 Public Relations Coordinator Patrick Reas (preas@njnets.com)
 Phone 201-935-8886
 Fax 201-935-1088

DALLAS VS. NEW JERSEY 2010-11

PLAYER	GP	GS	MIN	FGM-A	FTM-A	ORB	DRB	TOT	AST	PF	QD	STL	TO	BLK	PTS	PTS/AVG		
ANDREW BLOOM	2-2	2-2	15-34	0-41	3-8	0-375	11-12	0-117	0	17	17/8.5	3	3-0	2	6	0	44/22.0	
BUTLER, C	1-1	2-2	29-43	7-11	0-3	0-1	0-100	1-1	1-00	1	3	4-0	4	1-0	0	3	15/15.0	
TERRY, J	2-0	0-0	62-51	11-30	0-3	0-1	0-143	3-4	0-750	1	0	1/0.5	2	2-0	2	1	29/14.5	
MAHON, S	2-0	0-0	57-00	10-10	0-0	0-000	4-4	1-000	4	13	17/8.5	0	4-0	0	0	1	24/12.0	
KRANDEUR, T	2-2	0-0	52-16	0-16	0-0	0-100	5-6	0-113	2	5	10/5.0	0	0-0	4	7	0	20/10.0	
BARZA, J	2-0	0-0	40-01	4-11	0-0	0-333	4-4	1-000	1	1	2/1.0	10	4-0	0	7	0	14/7.0	
KIDD, J	2-2	0-0	39-03	3-12	0-0	0-250	3-9	0-100	2	2	0-0	16	0-0	0	0	0	13/6.5	
HAYWOOD, B	2-0	0-0	23-06	4-7	0-0	0-000	3-4	0-750	5	6	10/5.0	0	3-0	0	1	1	11/5.5	
SMITHSON, D	2-2	0-0	36-29	3-4	0-0	2-6	0-400	2-3	0-667	0	2	2/1.0	5	2-0	1	1	10/5.0	
MAXWELL, J	2-0	0-0	1-0	1-3	0-0	0-000	0-0	0-000	0	1	1/1.0	0	0-0	0	0	0	3/3.0	
PAVLOVIC, S	1-1	0-0	18-56	1-2	0-0	1-1	1-800	0-0	0-000	0	1	1/1.0	2	3-0	1	1	3/3.0	
MAVERICKS	2-10	0-0	480-00	67-150	0-447	12-37	0-324	43-40	0-896	16	81	87/43.5	00	41-0	22	29	4	189/94.5
NETS	2	0	480-00	64-149	0-410	9-30	0-300	30-47	0-808	16	80	95/47.5	43	40-0	11	33	7	175/87.5

SERIES INFORMATION

Overall Series Dallas leads 37-23
 Games in Dallas Dallas leads 21-9
 American Airlines Center Dallas leads 10-0
 Reunion Arena Dallas 11-9
 Games in New Jersey Dallas leads 16-14
 Current Series Streak Dallas won last five in Dallas
 in Dallas Dallas won last 11
 in New Jersey Dallas won last two

DALLAS:

Last Home Win 102-89 (12/9/10)
 Last Road Win 87-86 (1/22/11)
 Largest Victory Margin 33+ (10/77 11/14/06)
 High Point Total 132 (2/22/81)
 Low Point Total 80 (11/9/93)

NEW JERSEY:

Last Home Win 121-97 (12/19/08)
 Last Road Win 103-102 (3/2/00)
 Largest Victory Margin 27 (117-90, 2/27/94)
 High Point Total 124 (2/17/86)
 Low Point Total 73 (12/10/00)

SERIES NOTES

The Mavericks have won 19 of the last 22 matchups. Dallas won a string of 11 consecutive games from 12/9/00 to 3/19/06. George M. Cloud attempted an NBA record 20 3-pointers, connecting on seven, in the 127-117 Mavericks win on 3/5/96 - the 49 total 3-point attempts by the Mavericks in the win was a NBA record. Rasmus Rindge made the only 3-point shot in the series on 2/23/01 on the party stripe in the Mavericks' 126-124 win on 2/17/86 in New Jersey.

NEW JERSEY VS. DALLAS 2010-11

PLAYER	GP	GS	MIN	FGM-A	FTM-A	ORB	DRB	TOT	AST	PF	QD	STL	TO	BLK	PTS	PTS/AVG		
LOPEZ, B	2-2	0-0	05-04	10-20	0-0	0-000	12-10	0-667	4	10	14/7.0	5	0-0	2	0	3	48/24.0	
HAMPHRIES, K	2-1	0-0	67-20	8-16	0-0	0-000	8-10	0-800	0	10	20/14.0	3	5-0	0	2	1	24/12.0	
MORROW, A	2-1	0-0	50-41	8-19	0-0	0-333	6-6	1-000	0	1	1/0.5	2	6-0	0	1	0	23/11.5	
VUJACIC, S	1-0	0-0	29-32	4-12	0-0	0-333	0-0	0-000	0	3	3/3.0	0	4-0	0	2	1	9/9.0	
FARMAR, J	2-0	0-0	54-03	6-20	0-0	0-300	4-12	0-300	0	2	3/1.5	10	3-0	2	7	0	18/9.0	
HARRIS, D	2-2	0-0	41-44	4-14	0-0	0-000	7-8	0-875	0	4	4/2.0	15	0-0	2	3	0	15/7.5	
OUTLAW, T	2-1	0-0	50-00	2-14	0-0	0-333	6-6	1-000	0	9	9/4.5	0	3-0	0	0	2	12/6.0	
WILLIAMS, T	1-0	0-0	29-30	3-6	0-0	0-000	0-0	0-000	0	2	2/2.0	4	0-0	0	0	0	6/6.0	
PAVINS, J	1	0	1-0	0-0	0-0	0-000	0-0	0-000	0	0	0-0	0	0-0	0	0	0	0/0.0	
PIERCE, J	2-0	0-0	76-26	6-6	0-0	0-000	0-0	0-000	0	3	4/1.5	0	6-0	2	0	0	12/6.0	
JAMES, D	1-1	0-0	23-01	2-3	0-0	0-000	0-0	0-000	0	1	1/1.0	1	3-0	1	3	0	4/4.0	
GRAHAM, S	1-1	0-0	20-13	1-3	0-0	0-000	0-0	0-000	0	2	2/2.0	0	0-0	0	0	0	2/2.0	
MURPHY, E	1-0	0-0	1-0	0-0	0-0	0-000	0-0	0-000	0	3	3-0	0	0-0	0	0	0	0/0.0	
NETS	2	0	480-00	64-149	0-410	9-30	0-300	30-47	0-808	6	59	68/34.5	43	40-0	1	33	7	175/87.5
MAVERICKS	2	0	480-00	67-150	0-447	12-37	0-324	43-40	0-896	6	61	87/43.5	49	41-0	22	29	4	189/94.5

2011-2012 VS. MAVERICKS

Feb. 28 at Dallas

2010-2011 SEASON

24-58 (.293)

Fourth in Atlantic

PLAYOFFS

Did Not Qualify

DATE	OPP	W/L	SCORE	DATE	OPP	W/L	SCORE	DATE	OPP	W/L	SCORE
7/27/81	SEA	W	132-100	3/4/91	SEA	W	102-100	1/27/02	SEA	W	113-111
2/28/81	DAL	W	111-107	11/29/91	DAL	W	81-87	2/6/02	DAL	W	112-108
4/9/81	SEA	W	111-100	1/16/92	SEA	L	88-97	11/16/02	SEA	W	96-89
5/9/81	SEA	L	105-111	2/17/93	DAL	L	86-115	3/4/03	DAL	W	89-75
7/12/81	DAL	L	118-115	3/14/93	SEA	L	84-106	1/26/04	DAL	W	106-91
8/6/81	DAL	W	115-113	11/9/93	DAL	L	85-86	3/21/04	SEA	W	101-94
7/19/81	SEA	L	98-101	2/27/94	SEA	L	89-117	11/13/04	SEA	W	94-76
7/26/81	DAL	L	83-103	1/15/94	DAL	W	112-103	1/15/05	DAL	W	98-91
4/29/81	SEA	W	128-113	2/24/95	SEA	L	104-114	1/14/06	SEA	W	118-77
1/15/85	DAL	W	119-98	1/5/96	SEA	L	99-107	3/19/06	SEA	L	89-100
2/7/86	SEA	W	126-124	3/5/96	DAL	W	127-117	12/5/06	SEA	W	82-75
2/23/86	DAL	W	119-84	1/23/98	SEA	L	91-114	3/6/07	DAL	W	102-99
3/24/87	SEA	W	119-107	1/25/97	DAL	W	82-91	2/19/08	SEA	L	82-81
5/8/87	SEA	W	107-104	3/14/98	SEA	L	81-90	12/19/08	SEA	W	87-81
2/7/88	DAL	L	103-106	3/14/98	SEA	L	87-88	2/16/09	DAL	W	113-88
2/27/88	SEA	L	120-122	1/23/99	SEA	L	95-99	12/2/09	SEA	W	117-101
3/6/89	DAL	W	105-99	1/23/00	SEA	L	95-99	12/2/09	SEA	W	117-101
7/20/89	SEA	W	94-70	3/2/00	DAL	L	102-103	3/18/10	DAL	W	96-81
2/9/90	DAL	W	100-88	12/10/00	SEA	W	88-73	12/9/10	DAL	W	102-89



NEW ORLEANS HORNETS



MONTY WILLIAMS // HEAD COACH

Governor and Chairman...
 President
 General Manager
 Head Coach
 Assistant Coaches
 Athletic Trainer
 Address
 Home Court
 Team Colors
 Television

Jac Sparling
 Hugh Weber
 Del Demps
 Monty Williams
 Randy Ayers, James Borrego, Dave Hanners, Bryan Gates, Fred Vinson
 ...on Ishop
 1250 Poydras, 19th Floor, New Orleans, La., 70113
 New Orleans Arena (17,188) 1999
 Creole Blue, Purple and Mardi Gras Gold
 CGX Sports. Bob Licht. G1 McGregor, Victor Howell
 .KMEZ 106 1) Sean Kealey Gerry Valancourt

NEW ORLEANS STAFF

Vice President of Communications
 Director of Basketball Communications
 Basketball Communications Coordinator
 Phone
 Fax

Harold Kaufman (hkauf@horns.com)
 Dennis Rogers (dennisr@horns.com)
 Lindsey Mitchell (lindseyw@horns.com)
 504 593-4700
 504 324-8151

DALLAS VS. NEW ORLEANS 2010-11

PLAYER	GP	GS	MIN	FGM	FGA	FG%	3PM	3PA	3P%	FTM	FTA	FT%	OFF	DEF	TOT	AVG	AST	PF	DD	STL	TO	BLK	PTS	AVG	
NEWBY, K.D.	4-4	140:04	38-70	0.543	2-8	0.250	34-78	0.886	4	25	29/7.3	9	14-0	2	9	1	112/28.0								
ERRY, J.	4-0	123:10	23-40	0.475	8-22	0.409	10-12	0.833	0	0	6/1.5	10	0-0	3	5	3	65/16.3								
BROWER, C.	1-0	12:06	3-4	0.750	2-3	0.667	3-4	0.750	0	0	0/0.0	2	0-0	1	1	0	11/11.0								
KIDWELL, J.	4-4	133:13	13-20	0.650	10-22	0.455	6-7	0.857	1	15	18/4.0	20	7-0	0	0	0	42/10.5								
BARRETT, J.	4-0	87:13	12-33	0.364	3-14	0.214	15-17	0.882	2	11	13/3.3	21	0-0	0	0	0	42/10.5								
CHARMUR, T.	4-4	89:19	13-15	0.867	0-0	0.000	13-18	0.884	7	25	32/6.0	0	17-0	0	3	4	39/9.8								
MARION, S.	4-3	104:19	13-28	0.464	4-2	0.200	4-8	0.500	2	29	22/5.5	7	7-0	2	9	2	30/7.5								
BLANCHARD, R.	2-1	17:36	5-14	0.357	1-5	0.200	0-0	0.000	0	0	0/0.0	2	5-0	0	1	1	11/5.5								
DELLER, C.	1-1	22:26	2-7	0.286	0-0	0.000	1-2	0.500	0	0	0/0.0	2	0-0	0	1	0	5/5.0								
STEVENSON, D.	4-3	80:53	6-13	0.462	0-12	0.000	0-0	0.000	2	2	4/1.0	3	2-0	0	1	0	18/4.5								
RAYMOND, B.	4-0	82:41	7-10	0.700	0-0	0.000	3-7	0.429	1	15	18/4.0	2	0-0	1	3	2	17/4.3								
CARDINAL, B.	4-0	80:01	4-9	0.444	4-0	0.500	2-2	1.000	2	4	6/1.5	7	5-0	1	2	1	14/3.5								
MASHBURN, J.	2-0	03:40	1-1	1.000	0-0	0.000	0-0	0.000	1	0	1/0.5	0	0-0	0	1	0	2/1.0								
JONES, D.	1-0	03:22	0-0	0.000	0-0	0.000	0-0	0.000	0	1	1/1.0	0	0-0	0	0	0	1/1.0								
MAVERICKS	4-20	960:00	411-280	0.500	37-94	0.394	81-116	0.784	72	124	177/44.3	182	80-0	10	55	15	408/103.0								
HORNETS	4-20	960:00	42-316	0.449	29-85	0.446	63-86	0.733	33	119	85/46.3	79	103-1	20	80	11	376/94.0								

SERIES INFORMATION

Overall Series Dallas leads 39-21
 Games in Dallas Dallas leads 24-6
 American Airlines Center Dallas leads 16-1
 Cajundome Dallas leads 8-5
 Games in New Orleans New Orleans leads 8-5
 Games in Oklahoma City Dallas leads 3-0
 Games in Charlotte Dallas leads 7-7
 Current Series Streak Dallas won last game
 in Dallas Dallas won last five
 in New Orleans New Orleans won last eight

DALLAS:

Last Home Win 121-89 (4/13/11)
 Last Road Win 114-80 (3/27/07)
 Largest Victory Margin 32 (121-89, 4/13/11)
 High Point Total 125 (twice)
 Low Point Total 83 (twice)

HORNETS:

Last Home Win 93-92 (3/9/11)
 Last Road Win 104-97 (1/14/09)
 Largest Margin of Victory 20 (137-117, 12/18/85)
 High Point Total 137 (12/18/85)
 Low Point Total 73 (1/15/06)

REMARKS NOTE

With the 32 point (121-89) win over New Orleans on 4/13/11 Dallas recorded its largest margin of victory over the Hornets in the final game of the 2010-11 season with a theft (at the 4:09 mark of the first quarter) on 4/13/11, Shawn Marion became the fifth player in NBA history with at least 1,500 steals and 1,000 blocks, with a win on 12/1/07 New Orleans broke Dallas' 21-game winning streak, which, at the time was the longest winning streak for one team over another in the four major sports. Dallas' last second victory in Charlotte on 1/17/01 was the team's first road win in the series since 1994-95. The teams met for the first time in the 2002-03 season the day after Christmas (12/25/02) and both teams recorded all-time series lows in points (Dallas won 83-81) it also marked the first game between the clubs in New Orleans

NEW ORLEANS VS. DALLAS 2010-11

PLAYER	GP	GS	MIN	FGM	FGA	FG%	3PM	3PA	3P%	FTM	FTA	FT%	OFF	DEF	TOT	AVG	AST	PF	DD	STL	TO	BLK	PTS	AVG	
JACK, J.	2-1	70:51	18-34	0.471	1-2	0.500	9-14	0.643	1	5	6/3.0	14	7-0	0	2	1	43/21.5								
PAUL, C.	3-3	84:31	18-30	0.600	4-8	0.500	7-10	0.700	0	0	7/2.3	20	10-0	4	0	0	49/16.3								
BEANELL, M.	4-3	114:22	21-41	0.512	11-22	0.500	7-11	0.636	0	1	11/2.8	2	10-0	3	2	0	40/10.0								
WEST, D.	3-3	112:04	18-42	0.429	0-0	0.000	9-12	0.750	7	4	21/7.0	10	10-0	0	0	2	40/13.3								
ANDREY, C.	2-1	48:32	11-17	0.647	0-0	0.000	4-4	0.750	0	6	7/3.5	1	10-1	0	0	0	26/12.5								
STOKAROVIC, P.	2-0	37:16	7-12	0.583	5-8	0.625	2-3	0.667	0	3	3/1.5	1	1-0	0	1	0	20/10.5								
ARI, A. T.	4-4	132:35	10-34	0.294	3-11	0.273	14-19	0.737	5	21	26/6.5	8	0-0	0	7	0	37/9.3								
OKAFOR, E.	4-4	114:14	12-27	0.444	0-1	0.000	9-10	0.900	3	21	34/8.5	0	11-0	4	6	0	60/15.0								
GREEN, W.	4-1	81:53	14-33	0.424	4-7	0.571	0-0	0.000	0	0	0/0.0	4	0-0	2	4	0	32/8.0								
MONTELEONE, D.	2-0	24:17	4-7	0.571	1-2	0.500	1-2	0.500	0	4	5/2.5	0	1-0	1	0	0	19/9.5								
SMITH, J.	3-0	61:43	7-14	0.500	0-0	0.000	0-0	0.000	3	4	7/2.3	2	0-0	0	2	0	14/4.7								
BAILEY, J.	2-0	26:00	2-6	0.333	0-2	0.000	2-4	0.500	0	0	0/0.0	1	2-0	0	1	0	6/3.0								
MIRANDA, D.	2-0	18:03	1-3	0.333	0-0	0.000	0-0	0.000	0	4	5/2.5	1	0-0	0	0	0	2/1.0								
GRAE, A.	2-0	28:05	0-3	0.000	0-0	0.000	0-0	0.000	0	0	0/0.0	1	0-0	1	2	0	0/0.0								
MILING JR., P.	1-0	05:22	0-2	0.000	0-1	0.000	0-0	0.000	0	0	0/0.0	1	0-0	0	0	0	0/0.0								
MENSAH-BONSU, P.	1-0	08:15	0-0	0.000	0-0	0.000	0-0	0.000	0	0	0/0.0	0	0-0	0	0	0	0/0.0								
HORNETS	4-20	960:00	42-316	0.449	29-85	0.446	63-86	0.733	33	119	85/46.3	79	103-1	20	80	11	408/103.0								
MAVERICKS	4-20	960:00	411-280	0.500	37-94	0.394	81-116	0.784	72	124	177/44.3	182	80-0	10	55	15	408/103.0								

2011-2012 VS. MAVERICKS

Jan 7 at Dallas
 Jan 21 at New Orleans
 March 2 at New Orleans

2010-2011 SEASON

46-36 (56.1)
 Tied for Third in Southwest

PLAYOFFS

Lost to L.A. Lakers, 4-2

DATE	SITE	W/L	SCORE	DATE	SITE	W/L	SCORE	DATE	SITE	W/L	SCORE	DATE	SITE	W/L	SCORE
11/17/89	DAL	W	106-93	3/30/95	CHA	W	125-07	4/1/03	DAL	W	85-86	12/1/07	IND	L	108-112
2/16/88	CHA	W	107-88	1/13/98	DAL	L	83-03	11/11/03	DAL	W	125-97	12/14/07	DAL	W	99-95
2/29/89	DAL	W	102-83	3/7/96	CHA	L	105-19	2/4/04	IND	W	113-104	2/20/08	IND	L	93-104
2/19/89	CHA	L	87-102	1/27/97	DAL	L	97-07	11/23/04	IND	W	106-91	4/16/08	DAL	W	111-98
4/9/90	CHA	W	111-02	2/25/97	CHA	W	88-84	2/27/05	IND	W	98-82	6/14/09	DAL	L	97-104
4/27/90	DAL	W	101-07	1/5/97	CHA	L	91-10	2/28/05	DAL	W	91-85	4/09	IND	L	88-114
1/19/81	DAL	W	110-95	1/24/98	DAL	L	92-84	11/12/05	DAL	W	103-96	4/10/09	DAL	W	100-92
2/12/81	CHA	L	82-100	1998-99	DID NOT PLAY			11/12/05	IND	W	105-103	4/12/09	IND	L	92-102
2/1/81	CHA	W	06-03	11/99	CHA	L	99-04	12/08/05	DAL	W	97-88	11/4/09	IND	L	107-14*
3/11/82	DAL	L	105-120	2/3/00	DAL	W	106-95	12/31/05	IND	W	95-90	12/14/09	DAL	W	94-90
11/17/82	CHA	L	111-134	1/17/01	CHA	W	91-90	05/02/06	DAL	W	101-77	2/28/10	DAL	W	108-109
1/1/83	DAL	L	112-132	3/24/01	DAL	W	103-00	11/25/06	DAL	W	85-73	3/22/10	IND	W	99-115
2/24/84	CHA	W	116-10	1/06/02	DAL	W	116-97	05/06/06	IND	W	90-79	11/15/10	DAL	W	98-95
4/1/84	DAL	L	04-06	2/1/01	CHA	W	89-76	2/10/06	DAL	W					



MIKE D'ANTONI // HEAD COACH

Executive Chairman, Madison Square Garden
 President of Basketball Operations
 Head Coach
 Assistant Coaches
 Athletic Trainer
 Address
 Home Court
 Team Colors
 Television
 Radio

James L. Dolan
 Darrin Walsh
 Mike D'Antoni
 Phil Weale Dan D'Antoni Kenny Atkinson Herb Williams
 Roger Hands
 Two Pennsylvania Plaza, New York, N.Y., 10121
 Madison Square Garden 1976-1968
 Orange White and Blue
 MSG Network Mike Bennet/ESPN
 ESPN Radio 1050 AM G. S. Johnson/John Andarese

NEW YORK PR STAFF

Vice President, Public Relations Jonathan Supranowitz (jonathan.supranowitz@thegarden.com)
 Director, Media Relations Nick Brown (nick.brown@thegarden.com)
 Manager, Public Relations Alyson Furch (alyson.furch@thegarden.com)
 Coordinator, Public Relations Gregg Schwartz (gregg.schwartz@thegarden.com)
 Phone 212-465-6471
 Fax 212-465-6498

DALLAS VS. NEW YORK 2010-11

PLAYER	GP	GS	MIN	FGM	FGA	FT%	ORB	DRB	REB	AST	PF	DD	STL	TO	BLK	PTS	AVG	
NEWAY, K.D.	7	6	40	35	44.8	1.6	2.9	4.5	1.9	1.9	1.9	0	1.9	2	0	5	10.7	
TERRILL, J.	2-0	2-0	57:43	15-27	0.556	3-7	0.429	0-1	0.000	2	4	0.500	4	2-0	2	3	33/16.5	
BARELA, J.	2-0	2-0	42:13	10-20	0.500	5-8	0.556	0-0	0.000	2	4	0.500	4	2-0	2	4	30/15.0	
BARNES, R.	1	0	20:40	0-1	0.000	2-3	0.500	2-2	0.000	0	0	0.000	6	2-0	0	0	0/4.0	
MARSHON, S.	1	0	15:10	1-2	0.500	0-0	0.000	0-0	0.000	0	0	0.000	0	0-0	2	1	0/0.0	
STEVENSON, S.	1-1	1-1	30:56	5-9	0.556	3-0	0.500	0-0	0.000	2	3	0.500	1	1-0	0	1	13/13.0	
CHARLES, R.T.	2-2	2-2	45:19	9-13	0.692	9-0	0.000	6-9	0.667	5	3	0.600	0	0-0	1	3	24/12.0	
HAVERMUTH, B.	2-0	2-0	45:35	1-1	0.500	0-0	0.000	2-1	0.667	5	5	0.000	0	0-0	2	3	16/8.0	
BREWSTER, C.	1-0	1-0	18:50	3-4	0.750	0-0	0.000	1-2	0.500	1	3	0.000	4	0-0	2	1	7/7.0	
KIDD, J.	2-2	2-2	02:44	4-15	0.267	4-12	0.333	0-0	0.000	1	0	0.000	10	2-0	2	3	12/6.0	
CARDINAL, B.	2-1	2-1	24:25	2-5	0.400	2-5	0.400	2-2	1.000	0	2	0.000	4	0-0	0	0	8/4.0	
JONES, D.	1-0	1-0	02:36	1-2	0.500	0-0	0.000	0-0	0.000	0	1	1.000	0	0-0	0	1	2/2.0	
MADRIMO	2-0	2-0	05:06	1-1	1.000	0-0	0.000	0-0	0.000	0	0	0.000	0	0-0	0	0	2/1.0	
MAVERICKS	2-10	2-10	480:00	90-178	0.423	12-41	0.293	52-57	0.912	116	65	0.241	50	43-0	2	26	9	206/103.0

SERIES INFORMATION

Dallas Series Dallas leads 31-29
 Game in Dallas Dallas leads 8-12
 American Airlines Center Dallas leads 9-1
 Reunion Arena New York 11-9
 Game in New York New York leads 17-13
 Current Series Streak Dallas won last two in Dallas
 in Dallas Dallas won last game
 in New York Dallas won last five

BALLAS:

Last Home Win 127-109 (10/11)
 Last Road Win 113-97 (2/11)
 Highest Scoring Game 50 (28/78) (2/4/10)
 High Point Total 128 (11/24/10)
 Low Point Total 67 (12/22/97)

NEW YORK:

Last Home Win 117-115 (OT) (11/10/06)
 Last Road Win 28-44 (3/13/10)
 Highest Scoring Game 34 (3/13/10)
 High Point Total 128 (10/13/10)
 Low Point Total 72 (12/13/06)

SERIES NOTES

Dallas has won 17 of the last 19 meetings with New York. The series sweep by the Mavs in 2002-03 was their first against the Knicks since the 1990-91 season. The Mavericks' win on 1/24/03 ended a 10-game losing streak at Madison Square Garden. The Mavericks won the first game that ever took place at the Knicks' American Airlines Center on 1/24/10. On 2/1/84, the Knicks' Bernard King led a Mavericks opponent (individual high, scoring Dallas for 50 points in the Knicks win 105-95). King is the only Mavericks opponent (individual and team) with 20 field goals in the game.

SERIES SCORING RECORD VS. NEW YORK:

Ronald Blackman (41 on 1/13/87)

SERIES SCORING RECORD VS. BALLAS:

Bernard King (50 on 2/1/84)

2011-2012 VS. MAVERICKS

Feb. 19 at Dallas

March 6 at Dallas

2010-2011 SEASON

42-40 (5-2)

Second in Atlantic

PLAYOFFS

Lost to Boston, 4-0

DATE	SITE	W/L	SCORE	DATE	SITE	W/L	SCORE	DATE	SITE	W/L	SCORE				
2/20/80	NY	L	96-91	2/9/88	DAL	L	94-94	7/9	NY	L	91-94				
3/6/80	DAL	L	96-90	3/30/89	NY	L	90-89	12/27/97	DAL	L	91-90				
1/16/81	DAL	L	95-94	4/19/90	DAL	L	92-83	12/8/07	DAL	L	96-94				
2/6/82	NY	L	91-92	2/27/90	NY	L	87-110	12/22/97	NY	L	67-79				
2/4/83	DAL	L	110-120	11/6/90	NY	L	96-91	1998-1999	DID NOT PLAY	3/30/07	DAL	W	105-103		
2/22/83	NY	L	105-108	1/22/91	DAL	L	90-82	1/10/99	NY	L	82-80	NY	W	85-89	
2/15/84	DAL	L	108-105	11/20/91	DAL	L	89-92	12/16/98	DAL	L	83-100	2/18/08	DAL	W	110-79
3/27/84	NY	L	88-97	0/2/92	NY	L	83-102	12/6/00	DAL	L	94-85	1/18/02	NY	W	111-112
1/6/84	DAL	L	117-104	5/9/93	DAL	L	91-87	2/7/01	NY	L	91-87	6/1/01	DAL	L	98-94
2/6/84	NY	L	97-95	2/6/94	NY	L	87-97	1/10/02	NY	L	86-90	4/10	NY	W	107-78
1/1/86	DAL	L	112-106	1/10/93	DAL	L	90-83	1/13/02	DAL	L	91-89	3/1/10	DAL	L	95-94
3/27/86	NY	L	110-106	12/20/93	NY	L	82-91	12/28/02	DAL	L	107-82	2/27/11	NY	W	113-97
3/8/87	NY	L	88-103	3/20/95	DAL	L	93-106	1/24/01	NY	L	90-90	3/1/11	DAL	L	117-97
1/1/87	DAL	L	91-93	3/10/95	NY	L	91-81	1/10/04	NY	L	91-92				
3/22/88	DAL	L	112-106	12/5/95	NY	L	87-92	2/10/04	DAL	L	105-90				
3/28/88	NY	L	106-114	2/24/96	DAL	L	79-85	1/9/04	DAL	L	90-90				





SCOTT BROOKS // HEAD COACH

Chairman
 Executive Vice President and General Manager
 Head Coach
 Assistant Coaches
 Athletic Trainer
 Home Court
 Phone
 Fax

Clayton I Bennett
 Sam Presti
 Scott Brooks
 Mark Bryant, Maurice Cheeks, Rex Kalamian, Brian Keefe
 Joe Sharpe
 211 N. Robinson, Suite 300, Oklahoma City, Okla., 73102
 Chesapeake Energy Arena (18,203) 2008
 Blue, Red, Yellow and Dark Blue
 FS Oklahoma, Brian Davis, Grant Long
 WWLS (98.1 FM/640 AM) Matt Pinto

OKLAHOMA CITY PR STAFF

Director, Public Relations
 Manager, Public Relations
 Coordinator, Public Relations
 Phone
 Fax

Matt Tumbleson (mtumbleson@thunder.nba.com)
 Michael Ravina (mravina@thunder.nba.com)
 John Read (jread@thunder.nba.com)
 405-208-4800
 405-429-7900

DALLAS VS. OKLAHOMA CITY 2010-11

PLAYER	GP-GS	MIN	FGM-FTA	FG%	FTM-FTA	FT%	TRB	AST	PF	PTS	STL	BLK	PTS/48				
NEWITT, K.D.	2-2	50:36	13-21	0.619	3-6	0.500	10-19	0.547	0	6	0	0	47/73.5				
MAHON, S.	3-1	06:50	27-41	0.659	0-2	0.000	3-4	0.750	7	12	18/0.3	4	9-0	2	5	1	57/19.0
BUTLER, C.	2-2	08:18	15-35	0.429	4-8	0.500	2-2	1.000	0	9	9/4.5	4	3-0	2	1	0	36/18.0
TERRY, J.	3-1	10:18	18-44	0.409	3-12	0.250	3-3	1.000	0	8	0/2.0	10	0-0	4	10	0	42/14.0
CHARLES, T.	3-3	10:22	11-20	0.550	0-0	0.000	16-20	0.800	10	20	46/15.3	0	0-0	2	4	4	30/12.7
STAPLETON, D.	3-3	71:46	10-18	0.526	8-15	0.800	3-3	1.000	0	7	7/2.1	2	5-0	0	1	0	32/10.7
BAREJA, J.	3-0	08:29	8-20	0.400	2-4	0.500	0-7	0.000	0	0	9/3.0	4	5-0	1	0	0	24/8.0
KIDD, J.	3-3	11:21	7-30	0.233	4-20	0.200	0-0	0.000	2	10	21/7.0	20	4-0	0	7	0	18/6.0
HAYWOOD, B.	3-0	42:38	4-8	0.500	0-0	0.000	2-6	0.400	5	5	19/3.3	0	0-0	0	0	1	10/3.3
AJINCA, A.	1-0	06:56	1-1	1.000	1-1	1.000	0-0	0.000	0	0	0/0.0	0	0-0	0	0	0	3/3.0
CARRIMA, B.	2-0	22:53	0-4	0.000	0-2	0.000	2-2	1.000	0	3	3/1.5	0	4-0	0	0	0	2/1.0
JONES, D.	1-0	03:42	0-1	0.000	0-0	0.000	0-0	0.000	0	1	1/1.0	0	0-0	0	0	0	0/0.0
MAYMIN, D.	0	01:19	0-2	0.000	0-0	0.000	0-0	0.000	0	0	0/0.0	0	0-0	0	0	0	0/0.0
MAVERICKS	3-16	720:00	14-244	0.467	26-70	0.371	55-85	0.648	31	108	57/52.3	70	64-0	10	41	5	309/104.0
Thunder	3-5	204:00	247	0.467	0-0	0.000	5-7	0.716	3	88	46/15.0	70	52-0	28	33	10	306/88.3

OKLAHOMA CITY VS. DALLAS 2010-11

PLAYER	GP-GS	MIN	FGM-FTA	FG%	FTM-FTA	FT%	TRB	AST	PF	PTS	STL	BLK	PTS/48				
DURANT, K.	2-2	122:03	33-63	0.524	8-20	0.300	15-18	0.833	1	17	18/8.0	12	7-0	5	11	2	80/29.3
GILLESPIE, J.	3-3	118:49	20-44	0.455	2-3	0.667	3-7	0.429	5	11	16/5.3	4	4-0	3	2	1	45/15.0
WATSON, B.	3-3	104:57	14-44	0.318	0-0	0.000	15-18	0.833	4	7	17/3.7	20	4-0	0	0	0	42/14.3
IBAKA, S.	3-0	78:36	15-26	0.577	0-0	0.000	4-10	0.400	8	13	21/7.0	0	13-1	2	1	3	34/11.3
HARDEN, W.	3-0	78:31	7-19	0.368	5-13	0.385	10-11	0.909	0	11	11/3.7	0	4-0	0	4	0	29/9.7
KIRKIN, N.	3-3	55:25	10-22	0.455	0-0	0.000	1-2	0.500	7	9	18/5.3	1	4-0	1	0	2	21/7.0
MAYNOR, E.	3-0	38:24	5-15	0.333	2-5	0.400	2-2	1.000	0	5	6/1.7	10	7-0	0	2	1	18/4.7
SEIFERD, S.	3-0	78:02	4-9	0.444	1-3	0.333	2-4	0.500	1	10	11/3.7	0	4-0	4	1	0	11/3.7
KEEFE, J.	3-0	48:07	5-6	1.000	0-0	0.000	0-0	0.000	6	5	11/3.7	2	6-0	1	1	0	18/3.3
Thunder	3-16	720:00	13-247	0.457	16-47	0.340	53-72	0.736	32	80	130/45.3	70	53-1	20	33	10	285/98.3
MAVERICKS	3-16	720:00	114-244	0.467	26-70	0.371	55-85	0.648	31	108	157/52.3	70	64-0	10	41	5	309/104.0

2011-2012 VS. MAVERICKS

Dec 29 at Oklahoma City
 Jan 2 at Dallas
 Feb 1 at Dallas
 March 5 at Oklahoma City

2010-2011 SEASON

65-27 (1671)
 First in Northwest

PLAYOFFS

Defeated Denver 4-1
 Defeated Memphis, 4-3
 Lost to Dallas 4-1

SERIES INFORMATION

Overall Series Series tied 64-64
 Games in Dallas Dallas leads 35-27
 American Airlines Center Dallas leads 14-4
 Return on Arena Seattle 23-22
 Games in Seattle Seattle 35-25
 Games in OKC Dallas leads 3-2
 Current Series Streak OKC won last game in Dallas
 in OKC OKC won last two Dallas won last two

DALLAS:

Last Home Win 99-98 (1/15/10)
 Last Road Win 103-93 (12/27/10)
 Largest Victory Margin 44 (124-80, 4/1/85)
 High Point Total 147 (11/6/86)
 Low Point Total 70 (11/25/89)

SEATTLE/OKLAHOMA CITY:

Last Home Win 99-86 (2/16/10)
 Last Road Win 99-95 (1/6/11)
 Largest Victory Margin 47 (117-70, 11/25/89)
 High Point Total 133 (4/13/95)
 Low Point Total 70 (1/1/08)

REAR VIEW

The Mavericks have won 23 of their last 30 meetings in the season series. Dirk Nowitzki scored a series-high 46 points on 12/13/08 in a 103-99 victory in Dallas' first-ever game against the Thunder. The Mavericks' win on 2/12/02 in Seattle set their franchise-high mark of eight straight road victories, the shortest game in Mavericks history came against Seattle in a 140-100 Seattle on 1/7/85. Dallas' 44-point blowout (124-80) of Seattle in Tacoma, Wash., on 4/1/85 was the largest victory over the Sonics. The Mavericks' 47-point loss (117-70) on 11/25/89 was the worst home defeat at Reunion Arena.


REAR VIEW RECORD VS. DALLAS/OKC

Dirk Nowitzki (46 on 12/13/08)

SERIES SCORING RECORD VS. DALLAS:

Gus Williams (38 on 2/5/82 and 3/2/83)





STAN VAN GUNDY // HEAD COACH

Senior Chairman
 CEO
 General Manager
 Head Coach
 Assistant Coaches
 Athletic Trainer
 Address
 Home Court
 Team Colors
 Television
 Radio

Rich Dejos
 Alex Martins
 Oms Smith
 Stan van Gundy
 Brendan Malone, Patrick Ewing, Steve Clifford, Bob Beyer, Ahmad Ajami, Keon Weise
 8701 Matland Square Blvd, Orlando, Fla. 32810
 Amway Center, 18,846 - 2010
 Blue, Silver and Black
 Sun Sports FS Florida, David Steele, Matt Guokas
 WDBO (580 AM), Dennis Naumann, Richie Adubato

ORLANDO PR STAFF

Vice President of Communications Joe Gass (jgass@orlandomag.com)
 Director of Communications George Galante (ggalante@orlandomag.com)
 Assistant Director of Communications Trish Wingerson (twingerson@orlandomag.com)
 Communications Manager Media Center (media@orlandomag.com)
 Communications Coordinator Elizabeth Benbreit (lbenbreit@orlandomag.com)

DALLAS VS. ORLANDO 2010-11

PLAYER	GP	GS	MIN	GM	FGA	FG%	GM	FTA	FT%	REB	DEF	OFF	TOT	AST	PF	DD	STL	TO	BLK	PTS	PTS/G
BUTLER, C	1-1	27:16	2-14	0.571	4-8	0.500	0	4	4/4	0	3-0	0	1	0	0	0	1	0	0	20	20.0
STEVENSON, D	2-2	51:03	12-10	0.667	8-13	0.692	2-2	1,900	0	6	5/2.5	3	5-0	1	4	0	4	0	35	17.5	
NOWITZKI, D	1-1	37:16	4-13	0.308	1-3	0.333	0-8	1,900	0	0	0/0.0	5	3-0	1	2	0	2	0	17	17.0	
TERRY, V	2-1	57:24	13-27	0.481	1-6	0.167	2-3	0.667	1	3	4/2.0	14	3-0	3	6	0	2	0	28	14.5	
MANNING, S	2-1	18:13	1-10	0.100	0-1	0.000	7-8	0.875	1	9	7/3.0	4	4-0	0	4	0	4	0	24	12.0	
CHARNIER, T	2-2	5-0	8-9	0.889	0-0	0.000	6-9	0.667	2	9	5/4	8	1	1	1	0	1	0	0	0	
KIDD, J	2-2	65:52	8-20	0.400	0-0	0.000	0-0	0.000	0	0	1/5.0	19	0	6	4	3	0	0	19	9.5	
CARDINAL, B	1-0	07:27	3-6	0.500	2-4	0.500	0-0	0.000	0	0	0/0.0	1	1-0	2	1	0	0	0	9	9.0	
DAREA, J	2-0	30:02	6-16	0.400	1-6	0.200	0-0	0.000	0	3	3/1.5	0	4-0	0	3	0	3	0	13	6.5	
MASHIMILI, I	1-0	02:52	2-2	1.000	0-0	0.000	1-1	1.000	0	0	0/0.0	0	0-0	0	0	0	0	0	5	5.0	
AMICA, A	1-0	02:52	2-2	1.000	1-1	1.000	0-0	0.000	0	1	1/1.0	1	1-0	1	0	0	0	0	5	5.0	
MAYWOOD, B	2-0	24:01	4-4	0.887	0-0	0.000	1-4	0.250	2	0	11/5.5	1	5-0	0	4	4	4	0	9	4.5	
JORDI, D	0-0	03:11	2-3	0.667	0-0	0.000	0-0	0.000	0	0	0/0.0	0	0-0	0	0	0	0	0	4	4.0	
MAVERICKS	2-10	488:08	79-152	0.520	24-52	0.462	30-30	0.700	10	82	86/43.0	57	20-1	13	30	4	212	100.0	0	212	100.0
MAGIC	2-10	444:00	80-157	0.478	25-81	0.410	31-30	0.810	21	67	99/44.5	40	30-0	16	27	6	216	108.0	0	216	108.0

ORLANDO VS. DALLAS 2010-11

PLAYER	GP	GS	MIN	GM	FGA	FG%	GM	FTA	FT%	REB	DEF	OFF	TOT	AST	PF	DD	STL	TO	BLK	PTS	PTS/G
MORRIS, D	2-2	68:00	10-18	0.556	4-10	0.400	0-0	0.000	0-0	2	24	4-0	6	4	5	4	5	4	0	40	20.0
MELON, J	2-2	64:25	2-26	0.480	8-11	0.691	0-0	0.000	0-0	4	5/2.5	7	6-0	7	1	0	1	0	0	20	10.0
RICHARDSON, J	2-2	78:04	11-26	0.440	5-13	0.385	3-3	1.000	2	0	8/4.0	3	3-0	2	1	0	10	0	10	15.0	
BECK, J	2-1	50:50	9-21	0.429	5-14	0.357	1-7	1.000	0	0	6/3.0	2	4-0	0	2	0	2	0	30	15.0	
TURKOGUL, R	2-2	07:13	7-19	0.368	2-8	0.250	5-6	0.833	0	4	4/2.0	25	0-0	7	6	2	22	1	0	22	11.0
ANDERSON, R	1-0	10:05	4-10	0.400	2-6	0.400	1-2	0.500	3	3	6/3.0	1	3-0	0	1	2	1	1	0	11	11.0
BASS, B	2-1	42:10	8-11	0.727	0-0	0.000	1-2	0.500	0	5	8/4.0	1	1-0	0	0	0	0	0	0	15.0	
ARENAS, G	2-0	27:06	8-17	0.471	2-4	0.500	2-4	0.500	0	6	5/2.5	5	7-0	2	6	0	0	0	16	8.0	
CLARK, E	1-0	12:34	3-3	1.000	0-0	0.000	0-0	0.000	0	0	0/0.0	1	1-0	0	0	0	0	0	0	0	
MAGI, T	2-0	444:00	80-157	0.478	25-81	0.410	31-30	0.810	21	67	99/44.5	40	30-0	16	27	6	216	108.0	0	216	108.0
MAVERICKS	2-10	488:08	79-152	0.520	24-52	0.462	30-30	0.700	10	82	86/43.0	57	20-1	13	30	4	212	100.0	0	212	100.0

2011-2012 VS. MAVERICKS

Magic @ 30 at Dallas

DATE	SITE	W/L	SCORE
2/7/10	DAL	W	81
3/22/10	DAL	W	91-80
11/9/10	DAL	W	111-80
1/1/11	ORL	L	97-91
1/12/11	DAL	L	103-127
3/23/11	ORL	L	91-95
3/31	ORL	L	85-9
1/24/12	ORL	L	103-121
4/1/12	DAL	W	102-87
2/3/12	ORL	L	86-77
3/7/12	DAL	W	92-86
3/3/14	DAL	L	84-107
3/18/14	ORL	L	88-100
1/16/15	DAL	L	97-100
2/8/15	ORL	L	92-0
2/19/15	ORL	L	86-110
1/5/16	DAL	W	119-104

2010-2011 SEASON

52-30 (63.4%)
 Second in Southeast

PLAYOFFS

Lost to Atlanta 4-2

DATE	SITE	W/L	SCORE	DATE	SITE	W/L	SCORE
4/20/06	ORL	W	81-80	4/20/06	ORL	W	81-80
4/26/06	DAL	L	86-88	4/26/06	DAL	L	86-88
12/11/07	DAL	L	90-100	12/11/07	ORL	W	111-95
2/10/08	ORL	L	91-101	2/10/08	DAL	W	81-90
3/11/08	DAL	W	93-76	3/11/08	DAL	W	111-108
1/1/09	DAL	W	126-117	1/1/09	ORL	W	103-88
1/1/09	ORL	L	74-99	1/1/09	ORL	L	100-109
1/18/09	DAL	W	115-100	1/18/09	ORL	W	105-96
3/5/11	ORL	L	87-95	3/5/11	ORL	W	95-85
2/22/10	DAL	L	100-80	2/22/10	DAL	L	80-82
1/8/10	ORL	W	106-90	1/8/10	ORL	W	105-99
1/8/11	DAL	L	107-117	1/8/11	DAL	L	107-117

SERIES INFORMATION

Division Series Scheduled 2/3/23
 Games in Dallas Dallas leads 15-9
 American Airlines Center Dallas leads 7-3
 Reunion Arena Dallas 8-6
 Games in Orlando Orlando leads 14-8
 Current Series Streak Orlando won last game
 in Orlando Orlando won last five

DALLAS:

Last Home Win 111-108 (12/17/07)
 Last Road Win 105-99 (12/21/10)
 Largest Victory Margin 90 (118-88, 3/26/04)
 High Point Total 135 (2/17/90)
 Low Point Total 68 (1/15/87)

ORLANDO:

Last Home Win 106-99 (3/31/06)
 Last Road Win 117-107 (5/1)
 Largest Victory Margin 26 (113-87, 1/4/02)
 High Point Total 127 (twice)
 Low Point Total 76 (3/11/99)

SERIES NOTES

Dallas has won 12 of the last 17 games. Dallas shot on average 4% from the floor in its 94-84 loss to the Magic on 11/9/04. Orlando scored 105 points in its loss to Dallas on 4/5/05, snapping a five-game streak of scoring below 100 points. The Mavericks' 118-88 win on 3/28/04 was their first win in Orlando since beating the Magic in overtime 108-102 on 12/2/96.

SERIES SCORING RECORD VS. ORLANDO:

Dirk Nowitzki (38 on 1/18/01, OT) and 3/31/06

SERIES SCORING RECORD VS. DALLAS:

Shaquille O'Neal (43 on 3/3/94)





DOUG COLLINS // HEAD COACH

Managing Owner
CEO
President of Basketball Operations
Head Coach
Assistant Coaches
Athletic Trainer
Address
Home Court
Team Colors
Television
Radio

Josh Harris
Adam Aron
Rod Thorn
Doug Collins
Michael Curry, Brian James, Aaron McKie, Jeff Capel
Kevin Johnson
3601 S. Broad St., Philadelphia, Pa., 19148
Wells Fargo Center (20,328) 1996
Red, Blue Silver, Black, White and Gold
Comcast SportsNet, The Comcast Network, Mark Zumoff, Eric Snow
SportsRadio 94 W.P. (610 AM), Tom McGrinnis

PHILADELPHIA P8 STAFF

Director of Public Relations
Public Relations Coordinator
Public Relations Coordinator
Director of Statistical Information
Phone
Fax

Michael Preston Impreston@comcast-spectacor.com
Sean McCloskey (smccloskey@comcast-spectacor.com)
Rebecca Timms (rtimms@comcast-spectacor.com)
Harvey Polack (hpolack@comcast-spectacor.com)
215-339-7666
215-339-7632

DALLAS VS. PHILADELPHIA 2010-11

PLAYER	GP	GS	MIN	FGM-FGA	FT%	FTM-FTA	REB	AST	PF	DD	STL	TO	BLK	PTS	AVG			
FERRY, J.	2-0	0	13:33	10-33	0.545	4-10	0.000	3-5	0.900	0	5	5/25	1-0	2	0	43/2.5		
NINNYRKL, D.	2-2	2	72:51	14-30	0.467	0-3	0.000	10-11	0.900	1	10	11/55	4	7-0	1	5	0	38/19.0
MADISON, S.	2-1	0	68:44	12-18	0.632	0-1	0.000	2-4	0.500	4	11	15/75	2	2-0	1	4	0	26/13.0
HARRIS, J.	2-0	0	38:17	10-20	0.500	1-4	0.250	5-6	0.833	0	2	2/11	5	2-0	0	3	0	26/13.0
KIDD, J.	2-2	2	70:26	6-19	0.333	5-14	0.357	0-6	0.000	0	12	12/60	21	0-0	7	2	0	23/11.5
ARMWOOD, B.	2-0	0	45:54	5-9	0.556	0-0	0.000	3-12	0.250	10	11	21/105	0	1-0	0	1	3	13/6.5
CHANDLER, T.	2-2	2	38:38	4-8	0.500	0-0	0.000	5-7	0.714	3	14	17/65	1	7-1	1	2	2	13/6.5
BEANBOS, R.	1-1	1	12:37	3-6	0.500	0-2	0.000	0-0	0.000	0	0	0/0	1	2-0	0	2	0	6/6.0
CARDINAL, B.	1-0	0	27:42	1-2	0.500	1-2	0.500	2-2	1.000	1	1	2/21	0	3-0	2	0	1	5/5.0
STOJAKOVIC, P.	1-1	1	29:55	2-4	0.500	0-3	0.000	0-0	0.000	2	2	4/41	2	1-0	0	0	0	4/4.0
SPRIVENS, D.	1-1	1	12:47	1-3	0.333	1-1	1.000	0-0	0.000	0	1	1/11	1	0-0	1	0	0	3/3.0
MANNING, L.	2-0	0	12:07	0-0	0.000	0-0	0.000	0-0	0.000	0	0	0/0	0	4-0	0	1	0	0/0.0
JONES, G.	0	0	00:00	0-0	0.000	0-0	0.000	0-0	0.000	0	0	0/0	0	0-0	0	0	0	0/0.0
MAVERICKS	2-10	480:00	78-186	0.487	12-40	0.300	38-53	0.715	21	80	06/53.0	46	26-1	15	25	0	0	200/100.0
76ERS	2-10	480:00	73-184	0.445	0-35	0.257	28-47	0.596	21	57	01/50.5	42	44-0	14	25	2	0	183/91.5

PHILADELPHIA VS. DALLAS 2010-11

PLAYER	GP	GS	MIN	FGM-FGA	FT%	FTM-FTA	REB	AST	PF	DD	STL	TO	BLK	PTS	AVG			
WAINE, T.	2-0	0	54:36	12-23	0.522	0-0	0.000	0-0	0.000	5	4	9/45	1	5-0	3	3	0	30/15.0
IGUODALA, A.	2-2	2	74:08	11-27	0.407	1-0	0.125	5-0	0.500	2	12	14/70	0	2-0	4	3	1	28/14.0
NOGUEIRA, A.	1-0	0	18:09	5-10	0.500	2-5	0.400	2-2	1.000	0	5	5/50	1	1-0	0	1	1	14/14.0
NOLAN, J.	2-2	2	78:36	11-27	0.407	1-0	0.125	2-8	0.250	2	0	19/50	10	6-0	1	1	0	25/12.5
HARRIS, S.	2-2	2	38:19	10-18	0.525	0-0	0.000	1-5	0.200	4	5	9/45	2	4-0	0	3	0	21/10.5
BRAND, E.	2-2	2	05:33	0-21	0.381	0-0	0.000	4-4	1.000	6	0	16/75	0	0-0	3	3	0	28/10.0
MEERS, J.	2-1	1	51:57	5-12	0.417	4-11	0.444	4-4	1.000	2	3	5/25	2	3-0	1	2	0	18/9.0
TURNER, E.	2-1	0	48:25	5-11	0.455	0-1	0.000	2-4	0.500	0	7	7/35	5	4-0	1	0	1	12/6.0
WILLIAMS, L.	2-0	0	28:58	2-11	0.182	1-4	0.250	2-2	1.000	0	2	2/11	2	0-0	0	2	0	7/3.5
SPENCER, M.	2-0	0	18:30	3-5	0.600	0-0	0.000	0-0	0.000	0	0	0/0	0	5-0	1	1	0	6/3.0
BARTLET, T.	1-0	0	03:56	1-1	1.000	0-0	0.000	0-0	0.000	0	2	2/21	0	0-0	0	0	0	2/2.0
KAPONO, M.	0	0	00:14	0-0	0.000	0-0	0.000	0-0	0.000	0	0	0/0	0	0-0	0	0	0	0/0.0
76ERS	2-10	480:00	73-184	0.445	0-35	0.257	28-47	0.596	21	57	01/50.5	42	44-0	14	25	2	0	183/91.5
MAVERICKS	2-10	480:00	76-166	0.487	12-40	0.300	38-53	0.715	21	80	06/53.0	46	26-1	15	25	0	0	200/100.0

2011-2012 VS. MAVERICKS

Feb. 17 at Philadelphia

2010-2011 SEASON

41-41 (500)

Third in Atlantic

PLAYOFFS

Lost to Miami, 4-1

DATE	ST	W/L	SCORE	DATE	ST	W/L	SCORE	DATE	ST	W/L	SCORE
2/27/01	PHI	L	109-117	2/18/02	DAL	L	90-94	1/4/03	DAL	W	102-83
2/27/02	DAL	L	86-90	3/6/03	PHI	L	86-98	2/3/04	PHI	W	91-84
2/28/02	PHI	L	108-114	2/10/03	DAL	L	96-99	4/04	DAL	W	75-72
12/29/02	DAL	L	116-128*	2/19/03	PHI	W	90-87	3/22/04	PHI	L	96-107
2/23/03	PHI	L	101-133	1/7/04	DAL	L	93-103	1/25/05	DAL	L	93-89
2/5/04	DAL	W	119-118**	1/26/04	PHI	L	96-104	4/1/05	PHI	W	100-83
3/30/04	PHI	L	110-118	11/11/04	PHI	W	107-100	11/25/05	PHI	L	97-112
2/84	PHI	L	101-07	3/1/05	DAL	W	103-98	2/1/06	DAL	W	104-91
1/28/05	DAL	W	111-109	12/6/05	PHI	L	87-108	12/15/06	DAL	W	93-79
2/26/06	DAL	L	120-113	2/2/06	DAL	L	95-102	2/2/06	PHI	W	106-89
3/30/06	PHI	L	111-114	2/9/06	DAL	W	106-102	2/9/06	DAL	W	99-84
2/27/07	DAL	W	123-110	1/9/07	PHI	W	111-93	2/11/08	PHI	L	76-84
3/23/07	PHI	W	103-100	11/13/07	DAL	L	96-99	12/28	DAL	W	96-86
1/19/08	PHI	L	89-95	1/19/08	PHI	W	90-94	1/19/08	PHI	W	84-93
2/27/08	DAL	W	100-91	1858-1859	DID NOT PLAY			11/30/09	DAL	W	184-102
12/20/08	PHI	W	108-02	2/1/09	DAL	L	80-81	2/2/09	PHI	L	81-92
1/9/09	DAL	L	103-21	2/29/09	PHI	W	87-06	2/10	DAL	W	99-90
12-15/09	PHI	W	95-88	12/16/09	PHI	W	112-94	3/17/11	PHI	W	101-93
1/5/10	DAL	L	91-04	2/10/11	DAL	L	98-84				
1/7/10	PHI	W	104-04	1/0	PHI	W	99-92				

SERIES INFORMATION

Overall Series ... Philadelphia leads 33-27
Games in Dallas ... Philadelphia leads 17-13
American Airlines Center ... Dallas leads 7-3
Reunion Arena ... Philadelphia a 14-6
Games in Philadelphia ... Philadelphia leads 16-14
Current Series Streak ... Dallas won last two in Dallas ... Dallas won last six in Philadelphia ... Dallas won last game

DALLAS:

Last Home Win ... 99-90 (11/12/10)
Last Road Win ... 101-93 (3/1/11)
Largest Victory Margin ... 19 (102-83) (1/4/03)
High Point Total ... 125 (OT) (1/14/04)
Low Point Total ... 76 (2/11/08)

PHILADELPHIA:

Last Home Win ... 92-81 (11/22/10)
Last Road Win ... 98-91 (11/10/01)
Largest Victory Margin ... 32 (133-101) (2/23/83)
High Point Total ... 133 (2/23/83)
Low Point Total ... 79 (12/15/06)

SERIES NOTES

The Mavericks have taken nine of the last 11 matchups. Jason Kidd recorded his 11,000th assist vs Philly on 11/12/10. Dallas posted a series low 76 points in its loss to the Sixers on 2/11/08. Erick Dampier recorded a career-high 26 rebounds against the Sixers on 1/29/05. The Mavericks 125-122 double overtime win marked their third consecutive win over Philadelphia, before then Dallas had never won more than two consecutive games against the Sixers. Former Maverick George McClokey nailed an NBA record seven 3-pointers (7/11) in the second half of a 121-115 loss to Philly on 2/27/96. In the game the Mavericks and Sixers combined to tie an NBA record, set by the Mavericks and Rockets on 4/11/95, with 28 3-point field goals.

6ERS SCORING RECORD VS. PHILADELPHIA:


Mark Aguirre (49 on 1/28/85)

SERIES SCORING RECORD VS. DALLAS:

Andrew Toney (36 on 12/29/82)

Allen Iverson (36 on 12/5/96)





ALVIN GENTRY // HEAD COACH

Managing Partner

Chairman

President of Basketball Operations

General Manager

Head Coach

Assistant Coaches

Athletic Trainer

Address

Home Court

Team Colors

Television

Radio

Robert Sarver
 Jerry Colangelo
 Lon Babby
 Lance Blanks
 Alvin Gentry
 Eston Turner, Bill Cartwright, Dan Majerle, Igor Kokoskov, Noah Gilespie
 Aaron Neeson
 201 E. Jefferson St., Phoenix, Ariz. 85004
 US Airways Center (18,422) - 1992
 Purple, Orange and Black
 My45/FS Arizona, Eddie Johnson, Scott Williams
 KTAR (620 AM), Al McCoy, Tim Kempton

PHOENIX STAFF

Vice President, Basketball Communications

Manager, Basketball Communications

Manager, Basketball Communications

Assistant to VP of Basketball Communications

Phone

Fax

Julie Fieffe@phoenixsuns.com
 D.C. Headley@dheadley@suns.com
 Vince Kozar@vkozar@suns.com
 Sherry Reed@sherry@suns.com
 602.379.7900
 602.379.7908

DALLAS VS. PHOENIX 2010-11

PLAYER	GP	PTS	MIN	REB	AST	STL	BLK	FTM	FTA	FT%	ORB	DRB	TOT	PF	Q	TO	BK	PTS	AVG
ANDRUSKAS, D.	4-4	138-29	31-89	0-0	0-0	0-0	0-0	0-0	0-0	0-0	0-0	0-0	0-0	0-0	0-0	0-0	0-0	0-0	0-0
BUTLER, C.	1-1	28-21	6-13	0-0	0-0	0-0	0-0	0-0	0-0	0-0	0-0	0-0	0-0	0-0	0-0	0-0	0-0	0-0	0-0
TERRY, J.	4-0	121-29	24-55	0-38	10-24	0-17	9-10	0-0	0-0	0-0	0-0	0-0	0-0	0-0	0-0	0-0	0-0	0-0	0-0
MARSHALL, S.	4-2	125-18	23-55	0-18	1-3	0-33	4-5	0-0	0-0	0-0	13	19	32/50	4	10-5	5	0	0	0
STOJAKOVIC, P.	3-1	80-23	11-25	0-40	0-10	0-35	4-4	1-0	0-0	0-0	2	4	5/13	3	0-5	2	1	0	0
CHANDLER, T.	4-4	110-38	15-26	0-17	0-0	0-0	0-0	0-0	0-0	0-0	14	40	54/115	2	11-3	4	4	4	0
BAPEA, J.	3-0	78-50	10-20	0-35	1-0	0-25	4-0	0-0	0-0	0-0	2	0	0/21	15	7-0	0	2	0	0
KIDD, G.	4-0	127-17	12-20	0-42	0-21	0-20	3-4	0-75	0-0	0-0	0	16	18/40	30	2-0	0	0	1	0
DEARBORN, R.	3-3	44-23	10-21	0-17	4-0	0-44	0-0	0-0	0-0	0-0	1	5	0/21	5	14-0	1	0	0	0
STEVENSON, D.	3-1	35-17	8-13	0-15	2-5	0-40	1-2	0-50	0-0	0-0	0	3	3/10	4	2-0	0	0	0	0
MARSHALL, I.	1-0	03-14	1-1	1-0	0-0	0-0	0-4	0-0	0-0	0-0	1	1	2/10	1	1-0	0	0	0	0
HAYWOOD, B.	4-0	88-25	6-19	0-0	0-0	0-0	6-18	0-33	0-0	0-0	3	21	30/75	1	7-5	2	2	3	0
NOVAK, S.	1-0	01-10	1-2	0-0	1-2	0-0	0-0	0-0	0-0	0-0	0	2	2/10	0	0-0	0	0	0	0
CARDINAL, B.	2-0	11-00	1-1	1-0	1-1	0-0	0-0	0-0	0-0	0-0	0	1	1/05	3	2-0	1	2	1	0
BRYANT, C.	1-0	10-00	0-1	0-0	0-1	0-0	0-0	0-0	0-0	0-0	0	0	0/00	1	0-0	0	0	0	0
MAVERICKS	4-20	860-00	68-341	0-466	39-98	0-386	67-93	0-726	60	141	222/555	102	78-0	32	50	15	424	106.0	
SUNS	4-20	860-00	146-334	0-437	13-76	0-171	85-100	0-660	45	132	208/523	87	87-1	21	56	22	378	92.5	

PHOENIX VS. DALLAS 2010-11

PLAYER	GP	PTS	MIN	REB	AST	STL	BLK	FTM	FTA	FT%	ORB	DRB	TOT	PF	Q	TO	BK	PTS	AVG
GURR, M.	2-2	85-30	8-32	0-52	0-2	0-0	0-10	0-0	0-0	0-0	7	23	30/60	2	7-0	2	0	0	0
ANDERSON, J.	1-1	28-20	5-14	0-37	0-5	0-0	0-0	2-2	1-0	100	1	3	4/8	2	0-0	1	0	0	0
PIETRUS, M.	1-0	25-54	4-8	0-44	1-4	0-25	2-2	1-0	0-0	0-0	0	2	2/2	0	4-0	0	0	0	0
GUILDREY, J.	4-2	108-47	18-37	0-32	1-8	0-25	9-12	0-75	0-0	0-0	9	6	14/35	0	4-0	4	2	1	0
CHOLESSIS, J.	2-0	60-57	10-16	0-0	0-2	0-0	0-0	0-0	0-0	0-0	2	2	4/20	2	1-0	0	3	0	0
TURNER, N.	1-0	18-00	3-7	0-42	2-5	0-40	2-2	1-0	0-0	0-0	0	2	2/2	4	4-0	2	1	1	0
RYE, C.	4-4	121-03	14-37	0-37	5-20	0-25	0-5	1-0	0-0	0-0	3	31	30/80	3	15-1	0	5	4	0
STACON, C.	2-0	51-04	7-15	0-0	0-2	0-0	0-0	0-25	2	1	3/15	13	4-0	1	4	1	4	0	0
BROOKS, A.	2-0	38-25	6-17	0-35	1-5	0-0	0-0	0-25	1	0	1/05	5	7-0	1	4	0	0	0	0
CARTER, V.	3-1	65-11	9-20	0-60	3-0	0-33	0-0	0-25	1	3	4/13	2	10-1	1	3	1	3	1	0
HILL, G.	4-4	113-54	14-48	0-30	0-0	0-0	0-0	0-35	2	13	15/30	7	9-0	3	0	0	2	31/70	
NASH, S.	4-4	88-32	14-31	0-62	0-4	0-0	0-3	1-0	2	0	18/25	30	6-0	3	10	0	1	31/78	
WARREN, B.	4-0	81-13	10-18	0-65	0-1	0-0	10-14	0-71	6	20	25/63	4	7-0	1	0	0	1	38/75	
CLARK, E.	1-0	15-37	3-12	0-25	0-0	0-0	1-2	0-50	0	2	2/2	0	2-0	1	0	1	0	7/70	
SNEER, G.	1-0	12-00	2-4	0-0	0-0	0-0	2-4	0-50	0	1	1/1	0	0-0	0	0	0	0	0/0	
LOPEZ, R.	4-2	87-32	9-18	0-50	0-0	0-0	0-0	0-0	5	15	29/50	0	7-0	1	4	4	4	21/53	
NOVAK, S.	1-0	03-55	2-2	1-0	0-0	0-0	0-0	0-0	0	1	1/1	0	0-0	0	0	0	0	4/40	
SUNS	4-20	860-00	46-374	0-437	13-76	0-171	85-100	0-660	45	132	208/523	87	87-1	21	56	22	378	92.5	
MAVERICKS	4-20	860-00	153-341	0-466	30-98	0-386	67-93	0-726	60	141	222/555	102	78-0	32	50	15	424	106.0	

2011-2012 VS. MAVERICKS

Jan 4 at Dallas
 Jan 23 at Dallas
 Jan 30 at Phoenix
 March 8 at Phoenix

2010-2011 SEASON

40-42 (48%)
 Second in Pacific

PLAYOFFS

Did not qualify

OPP.	W	L	PTS	REB	AST	STL	BLK	FTM	FTA	FT%	ORB	DRB	TOT	PF	Q	TO	BK	PTS	AVG
ATLANTA THUNDER	0	4	108	38	23	10	2	13	25	52%	11	28	39	20	10	18	0	108	27.0
DENVER NUGGETS	0	4	108	38	23	10	2	13	25	52%	11	28	39	20	10	18	0	108	27.0
MEMPHIS GRIZZLIES	0	4	108	38	23	10	2	13	25	52%	11	28	39	20	10	18	0	108	27.0
MINNESOTA TIMBERWOLVES	0	4	108	38	23	10	2	13	25	52%	11	28	39	20	10	18	0	108	27.0
OKLAHOMA CITY THUNDER	0	4	108	38	23	10	2	13	25	52%	11	28	39	20	10	18	0	108	27.0
PORTLAND TRAIL BLAZERS	0	4	108	38	23	10	2	13	25	52%	11	28	39	20	10	18	0	108	27.0
SAN ANTONIO SPURS	0	4	108	38	23	10	2	13	25	52%	11	28	39	20	10	18	0	108	27.0
UTAH JAZZ	0	4	108	38	23	10	2	13	25	52%	11	28	39	20	10	18	0	108	27.0
WASHINGTON WIZARDS	0	4	108	38	23	10	2	13	25	52%	11	28	39	20	10	18	0	108	27.0
MEMPHIS GRIZZLIES	0	4	108	38	23	10	2	13	25	52%	11	28	39	20	10	18	0	108	27.0
MINNESOTA TIMBERWOLVES	0	4	108	38	23	10	2	13	25	52%	11	28	39	20	10	18	0	108	27.0
OKLAHOMA CITY THUNDER	0	4	108	38	23	10	2	13	25	52%	11	28	39	20	10	18	0	108	27.0
PORTLAND TRAIL BLAZERS	0	4	108	38	23	10	2	13	25	52%	11	28	39	20	10	18	0	108	27.0
SAN ANTONIO SPURS	0	4	108	38	23	10	2	13	25	52%	11	28	39	20	10	18	0	108	27.0
UTAH JAZZ	0	4	108	38	23	10	2	13	25	52%	11	28	39	20	10	18	0	108	27.0
WASHINGTON WIZARDS	0	4	108	38	23	10	2	13	25	52%	11	28	39	20	10	18	0	108	27.0

SERIES INFORMATION

Overall Series Phoenix leads 71-58
 Games in Dallas Dallas leads 38-27
 American Airlines Center Dallas leads 15-4
 Return on Arena Tied 23-23
 Games in Phoenix Phoenix leads 44-20
 Current Series Streak Dallas won last five
 in Dallas Dallas won last seven
 in Phoenix Phoenix won last two

DALLAS

Last Home Win 115-90 (4/10/11)
 Last Road Win 91-83 (3/27/11)
 Largest Victory Margin 30 (128-98, 4/1/86)
 High Point Total 140 (4/5/09, 1/12/96)
 Low Point Total 75 (12/18/97)

PHOENIX

Last Home Win 112-106 (1/28/10)
 Last Road Win 129-127 (3/14/07)
 Largest Victory Margin 31 (121-90, 11/26/03)
 High Point Total 139 (12/26/94)
 Low Point Total 77 (3/5/02)

SERIES NOTES

Dallas has won 10 of the



NATE McMILLAN // HEAD COACH

Owner..... Pau G Allen
 President..... Larry Miller
 Acting General Manager..... Chad Buchanan
 Head Coach..... Nate McMillan
 Assistant Coaches..... Bernabe Beckerstat, Bob Dipreka, Buck Williams, Kabeb Canales
 Athletic Trainer..... Jay Jensen
 Address..... One Center Court Suite 200 Portland Ore 97227
 Home Court..... The Rose Garden (20,796) 1995
 Team Colors..... Scarlet, Black and White
 Television..... KGW Comcast SportsNet Mike Barrett Mike Rie
 Radio..... TG 195.5 Black Wave Radio Harold Harvey

PORTLAND PA STAFF

Ice President / Communications..... Cher Hanson (cher.hanson@blazers.com)
 Sports Communications Director..... Jim Taylor (jim.taylor@blazers.com)
 Sports Communications Manager..... Colan Barrett (colan.barrett@blazers.com)
 Phone..... 503 234 9291
 Fax..... 503 736 2194

DALLAS VS. PORTLAND 2010-11

PLAYER	GP	GS	MP	PTS	REB	AST	STL	BLK	PF	DD	ST	TO	BLK	PTS/AVG
DAVID LEE	1	0	11:39	1	0	0	0	0	0	0	0	0	0	1.0/1.0
MATTHEWS, D	3-3	0-0	24-40	0.0	0.0	0.0	0.0	0.0	0.0	0.0	0.0	0.0	0.0	0.0/0.0
INDIGLIOSI, R	2-2	0-0	2-20	0.0	0.0	0.0	0.0	0.0	0.0	0.0	0.0	0.0	0.0	0.0/0.0
MARTIN, S	4-3	0-0	28-39	0.0	0.0	0.0	0.0	0.0	0.0	0.0	0.0	0.0	0.0	0.0/0.0
CHANDLER, T	3-3	0-0	7-21	0.0	0.0	0.0	0.0	0.0	0.0	0.0	0.0	0.0	0.0	0.0/0.0
TERRY, J	4-1	1-1	20-47	0.26	0.14	0.257	0.45	0.000	0.0	0.0	0.0	0.0	0.0	0.26/0.14
BAREA, J	4-0	0-0	13-28	0.44	0.43	0.444	1.7	1.000	0.0	0.0	0.0	0.0	0.0	0.44/0.43
STEVENSON, D	4-2	2-2	10-27	0.37	0.20	0.390	0.4	1.000	0.0	0.0	0.0	0.0	0.0	0.37/0.20
KIDD, J	4-4	1-1	17-47	0.25	0.28	0.280	0.14	0.286	0.3	0.0	0.0	0.0	0.0	0.25/0.28
HAYWOOD, B	2-1	0-0	8-27	0.9	0.0	0.000	0.0	0.000	0.0	0.0	0.0	0.0	0.0	0.9/0.0
BROWER, T	1-0	0-0	0-0	0.0	0.0	0.000	0.0	0.000	0.0	0.0	0.0	0.0	0.0	0.0/0.0
MAYNARD	3-0	0-0	0-0	0.0	0.0	0.000	0.0	0.000	0.0	0.0	0.0	0.0	0.0	0.0/0.0
STOGANOVIC, P	1-0	0-0	0-0	0.0	0.0	0.000	0.0	0.000	0.0	0.0	0.0	0.0	0.0	0.0/0.0
CARDINAL, B	3-0	0-0	0-0	0.0	0.0	0.000	0.0	0.000	0.0	0.0	0.0	0.0	0.0	0.0/0.0
JONES, D	1-0	0-0	0-0	0.0	0.0	0.000	0.0	0.000	0.0	0.0	0.0	0.0	0.0	0.0/0.0
MAVERICKS	4-20	0.00	47.289	0.510	0.9-0.3	0.349	0.1-0.3	0.038	0.0	0.0	0.0	0.0	0.0	0.51/0.34
TRAIL BLAZERS	4-20	0.00	54.322	0.478	1.0-0.9	0.395	0.1-0.3	0.036	0.0	0.0	0.0	0.0	0.0	0.47/0.39

SERIES INFORMATION

Overall Series..... Portland leads 72-57
 Games Played..... Dallas leads 39-26
 All-time Series..... Dallas leads 16-3
 Regular Season..... Trail Blazers 23
 Games Played..... Portland leads 46-18
 Current Series Streak..... Portland won last two in Dallas
 Current Series Streak..... Dallas won last two in Portland

DALLAS:

Last Home Win..... 84-81 (4/11)
 Last Road Win..... 83-77 (4/9/10)
 Largest Victory Margin..... 23 (124-101 1/13/85)
 High Point Total..... 140 (3 OT) (12/29/89)
 Low Point Total..... 69 (3/7/97)

PORTLAND:

Last Home Win..... 104-96 (4/3/11)
 Last Road Win..... 1-4 (1/30/10)
 Largest Victory Margin..... 45 (120-75 11/17/97)
 High Point Total..... 144 (3 OT) (12/29/89)
 Low Point Total..... 73 (11/11/02)

PORTLAND VS. DALLAS 2010-11

PLAYER	GP	GS	MP	PTS	REB	AST	STL	BLK	PF	DD	ST	TO	BLK	PTS/AVG
ANDRONG	4-4	0-0	11-41	4.9	0.0	0.0	0.0	0.0	0.0	0.0	0.0	0.0	0.0	4.9/0.0
MATTHEWS, W	4-4	1-1	13-25	10.0	0.0	0.14	0.571	0.0	0.0	0.0	0.0	0.0	0.0	10.0/0.14
WALLACE, B	2-2	0-0	12-10	0.0	0.0	0.0	0.0	0.0	0.0	0.0	0.0	0.0	0.0	0.0/0.0
ROY, B	3-1	0-0	12-44	4.3	0.0	0.0	0.0	0.0	0.0	0.0	0.0	0.0	0.0	4.3/0.0
BATUM, N	4-2	1-1	18-52	17.5	0.43	0.18	0.250	0.10	0.000	0.0	0.0	0.0	0.0	17.5/0.18
MILLER, A	4-4	0-0	14-30	14.3	0.12	0.0	0.0	0.0	0.0	0.0	0.0	0.0	0.0	14.3/0.12
MINIANDER, R	4-0	0-0	16-31	11.2	0.18	0.2	0.25	0.0	0.0	0.0	0.0	0.0	0.0	11.2/0.18
CAMINSKY, A	4-3	1-1	24-11	11.0	0.0	0.0	0.0	0.0	0.0	0.0	0.0	0.0	0.0	11.0/0.0
CUMMINGS, A.M.D	2-0	0-0	33-32	4.9	0.44	0.0	0.0	0.0	0.0	0.0	0.0	0.0	0.0	4.9/0.44
MILLS, P	4-0	0-0	40-12	6.1	0.37	1.0	0.167	0.0	0.0	0.0	0.0	0.0	0.0	6.1/0.37
JOHNSON, C	1-0	0-0	0-0	0.0	0.0	0.0	0.0	0.0	0.0	0.0	0.0	0.0	0.0	0.0/0.0
PRYBYLIL, J	2-0	0-0	0-0	0.0	0.0	0.0	0.0	0.0	0.0	0.0	0.0	0.0	0.0	0.0/0.0
DARIN, T	1-0	0-0	0-0	0.0	0.0	0.0	0.0	0.0	0.0	0.0	0.0	0.0	0.0	0.0/0.0
MARSH, S	1-0	0-0	0-0	0.0	0.0	0.0	0.0	0.0	0.0	0.0	0.0	0.0	0.0	0.0/0.0
RAJ, B.L.A.E.R.S	5-20	0.00	54.322	0.478	0.9-0.9	0.349	0.1-0.3	0.035	0.0	0.0	0.0	0.0	0.0	0.47/0.34
MAVERICKS	4-20	0.00	47.289	0.510	0.9-0.3	0.349	0.1-0.3	0.036	0.0	0.0	0.0	0.0	0.0	0.51/0.34

2011-2012 VS. MAVERICKS

Feb 11 @ Dallas
 April 8 at Dallas
 April 13 at Portland

2010-2011 SEASON

48-34 (58%)
 Third in Northwest

PLAYOFFS

Lost to Dallas 4-2

DATE	SITE	W/L	SCORE	DATE	SITE	W/L	SCORE	DATE	SITE	W/L	SCORE	DATE	SITE	W/L	SCORE
1/14/08	DAL	W	111-108	3/7/08	POR	W	114-105	4/15/02	DAL	L	94-100	4/19/08	DAL	L	94-102
1/22/08	POR	L	98-116	3/14/08	POR	W	129-118	12/20/02	DAL	L	92-111	1/10/08	DAL	L	94-107
2/4/08	DAL	L	99-110	3/21/08	POR	W	111-101	1/16/03	DAL	L	95-103	1/16/08	DAL	L	95-103
2/13/08	POR	W	102-95	3/28/08	POR	W	110-104	1/23/03	POR	W	106-103	2/3/08	POR	W	104-97
2/20/08	DAL	L	102-110	4/4/08	DAL	L	98-109	1/30/03	DAL	L	95-103	2/10/08	DAL	L	95-103
2/27/08	POR	W	102-95	4/11/08	DAL	L	98-109	2/6/03	DAL	L	95-103	2/17/08	POR	L	92-87
3/6/08	DAL	L	93-107	4/18/08	POR	W	117-103	2/13/03	POR	W	104-95	2/24/08	POR	L	92-87
3/13/08	POR	W	102-95	4/25/08	DAL	L	98-109	2/20/03	POR	W	104-95	3/3/08	POR	L	92-87
3/20/08	DAL	L	93-107	5/2/08	DAL	L	98-109	2/27/03	POR	W	104-95	3/10/08	POR	L	92-87
3/27/08	POR	W	102-95	5/9/08	POR	W	117-103	3/6/03	DAL	L	95-103	3/17/08	POR	L	92-87
4/3/08	DAL	L	93-107	5/16/08	DAL	L	98-109	3/13/03	DAL	L	95-103	3/24/08	POR	L	92-87
4/10/08	POR	W	102-95	5/23/08	POR	W	117-103	3/20/03	POR	W	104-95	3/31/08	POR	L	92-87
4/17/08	DAL	L	93-107	5/30/08	DAL	L	98-109	3/27/03	POR	W	104-95	4/7/08	POR	L	92-87
4/24/08	POR	W	102-95	6/6/08	DAL	L	98-109	4/3/03	DAL	L	95-103	4/14/08	POR	L	92-87
5/1/08	DAL	L	93-107	6/13/08	POR	W	117-103	4/10/03	DAL	L	95-103	4/21/08	POR	L	92-87
5/8/08	POR	W	102-95	6/20/08	DAL	L	98-109	4/17/03	DAL	L	95-103	4/28/08	POR	L	92-87
5/15/08	DAL	L	93-107	6/27/08	POR	W	117-103	4/24/03	DAL	L	95-103	5/5/08	POR	L	92-87
5/22/08	POR	W	102-95	7/4/08	DAL	L	98-109	5/1/03	DAL	L	95-103	5/12/08	POR	L	92-87
5/29/08	DAL	L	93-107	7/11/08	POR	W	117-103	5/8/03	DAL	L	95-103	5/19/08	POR	L	92-87
6/5/08	POR	W	102-95	7/18/08	DAL	L	98-109	5/15/03	DAL	L	95-103	5/26/08	POR	L	92-87
6/12/08	DAL	L	93-107	7/25/08	POR	W	117-103	5/22/03	DAL	L	95-103	6/2/08	POR	L	92-87
6/19/08	POR	W	102-95	8/1/08	DAL	L	98-109	5/29/03	DAL	L	95-103	6/9/08	POR	L	92-87
6/26/08	DAL	L	93-107	8/8/08	POR	W	117-103	6/5/03	DAL	L	95-103	6/16/08	POR	L	92-87
7/3/08	POR	W	102-95	8/15/08	DAL	L	98-109	6/12/03	DAL	L	95-103	6/23/08	POR	L	92-87
7/10/08	DAL	L	93-107	8/22/08	POR	W	117-103	6/19/03	DAL	L	95-103	6/30/08	POR	L	92-87
7/17/08	POR	W	102-95	8/29/08	DAL	L	98-109	6/26/03	DAL	L	95-103	7/7/08	POR	L	92-87
7/24/08	DAL	L	93-107	9/5/08	POR	W	117-103	7/3/03	DAL	L	95-103	7/14/08	POR	L	92-87
7/31/08	POR	W	102-95	9/12/08	DAL	L	98-109	7/10/03	DAL	L	95-103	7/21/08	POR	L	92-87
8/7/08	DAL	L	93-107	9/19/08	POR	W	117-103	7/17/03	DAL	L	95-103	7/28/08	POR	L	92-87
8/14/08	POR	W	102-95	9/26/08	DAL	L	98-109	7/24/03	DAL	L	95-103	8/4/08	POR	L	92-87
8/21/08	DAL	L	93-107	10/3/08	POR	W	117-103	7/31/03	DAL	L	95-103	8/11/08	POR	L	92-87
8/28/08	POR	W	102-95	10/10/08	DAL	L	98-109	8/7/03	DAL	L	95-103	8/18/08	POR	L	92-87
9/4/08	DAL	L	93-107	10/17/08	POR	W	117-103	8/14/03	DAL						



PAUL WESTPHAL // HEAD COACH

Ownership.....Malof Sports and Entertainment
 President Basketball Operations.....Geoff Petre
 President.....Marina Knakotronis
 Vice President and General Manager Basketball Operations.....Wayne Cooper
 Head Coach.....Paul Westphal
 Assistant Coaches.....Jim Evers, Keith Smart, Bobby Jackson
 Athletic Trainer.....Pete Youngman
 Address.....One Sports Parkway Sacramento, Ca. 95834
 Home Court.....Power Balance Pavilion 17317 1988
 Team Colors.....Purple, Black and Silver
 Television.....Comcast SportsNet Bay Area, Jerry Reynolds, Jim Gray, Bill Walton
 Radio.....KHTK (1140 AM) Gary Gerwitz

SACRAMENTO PG STAFF

Vice President of Media Relations/Basketball Operations.....Troy Hanson (thanson@kingsbball.com)
 Executive Director of Media Relations/Basketball Operations.....Darrin May (dmay@kingsbball.com)
 Manager of Basketball Information.....Darryl Arata (darata@kingsbball.com)
 Manager of Media Relations/Web Content.....Devin Blankenship (dblankenship@kingsbball.com)
 Media Relations Coordinator.....Chris Clark (clark@kingsbball.com)
 Phone.....916 455 4647
 Fax.....916 928 6912

DALLAS VS. SACRAMENTO 2010-11

PLAYER	GP	GS	MIN	GM PGM	FG%	GM PGM	FG%	FTM	FTA	FT%	DEF	DEF	TOB/MS	AST	PF	DD	STL	TO	BLK	PTS	PTS/MS
FERRY, J	1	0	34:24	4-16	0.00	5-12	0.00	15-15	1.00	1.00	0	0	0	2	5	2	0	0	0	30	30.00
NORWOOD, D	3-2	3(2-0)	28:39	0-20	0.00	0-20	0.00	5-6	0.83	0.83	0	0	0	1	9	0	0	0	0	0	0.00
KIDD, J	3-3	3(3-0)	34:28	14-28	0.463	11-23	0.478	3-3	1.000	1.000	0	15	15	0	14	0-0	3	0	0	42	14.00
BURKE, C	1	1	26:08	4-10	0.400	0-0	0.000	4-8	0.500	0.500	0	5	5	0	0	0	0	0	0	0	0.00
BURKE, R	0	0	20:26	6-13	0.462	0-0	0.000	0-0	0.000	0.000	0	0	0	6	4	0	0	0	0	0	0.00
BARI, A	3	0	67:11	16-26	0.615	3-7	0.429	3-6	0.500	0.500	2	5	7	19	0-0	2	2	0	0	42	7.00
CHANDLER, J	1	1	7:56	1-1	0.000	0-0	0.000	0-0	0.000	0.000	0	0	0	2	0	0	0	0	0	0	0.00
MAYFIELD, B	3	0	65:37	2-7	0.286	0-0	0.000	4-10	0.400	0.400	0	0	0	0	0	0	0	0	0	0	0.00
MARSHALL, S	3-0	3(0-0)	78:30	12-29	0.414	0-0	0.000	4-0	0.000	0.000	5	14	18	0	5	0	1	0	4	24	8.00
STOJANOVIC, P	2-2	2(2-0)	47:03	6-18	0.333	2-8	0.250	2-2	1.000	1.000	2	0	0	0	0	0	0	0	0	16	8.00
STEVENSON, D	3-3	3(3-0)	48:36	4-13	0.308	4-8	0.444	0-0	0.000	0.000	0	2	2	0	0	0	0	0	0	0	0.00
LARMINA, B	2	0	3:34	1-1	0.000	0-0	0.000	0-0	0.000	0.000	0	0	0	0	0	0	0	0	0	0	0.00
MARSHALL, I	1-0	0(0-0)	87:23	8-0	0.000	0-0	0.000	0-0	0.000	0.000	0	1	1	0	0	0	0	0	0	0	0.00
MAVERICKS	3-16	7(20-00)	26:247	0:510	27:68	0:397	44:57	0:772	25	86	129:43.0	79	87-1	17	44	11	373/107.7	0	0	0	0.00
KINGS	1-5	2(0-0)	4:27	0:00	0:00	0:00	57:72	0:00	30	95	64:42.0	61	64	2	48	9	100-11.0	0	0	0	0.00

SERIES INFORMATION

Overall Series.....Dallas leads 77-60
 Games Played.....Dallas leads 48-20
 American Airlines Center.....Dallas leads 6-3
 Reunion Arena.....Dallas 33-17
 Games Sacramento.....Sacramento leads 40-29
 Current Series Status.....Dallas wins 1-0
 Games.....Dallas wins 4-1
 Sacramento.....Dallas wins 1-4

DALLAS:

Last Home Win.....1-6 100 (2/16/11)
 Last Road Win.....102-100 (2/9/11)
 Largest Victory Margin.....40 (1/17/11)
 High Point Total.....135 (1/5/85)
 Low Point Total.....80 (3/12/06)

SACRAMENTO:

Last Home Win.....02-95 (1/11/09)
 Last Road Win.....126-124 (OT) (2/27/03)
 Largest Victory Margin.....58 (1/31/81), 12/29/92
 High Point Total.....139 (12/29/92)
 Low Point Total.....71 (11/12/88)

SERIES NOTES

Dallas has won nine straight against Sacramento including 75 of the last 80 meetings. The Mavericks have won 14 consecutive games at home against the Kings, including a double overtime thriller for the Mavericks 116-100 on 1/10/11. Sacramento 2-16-11. The Mavericks have a 1-0 record at home against the Kings with a 19-07 victory on 4/1/01 in Sacramento. The Mavericks suffered the worst loss in team history in a 58-point (139-81) loss to the Kings in Sacramento on 12/29/92. Former Maverick Rolando Blackman started his team record streak of 865 consecutive games without fouling out on 10/31/81 against the then Kansas City Kings.

SACRAMENTO VS. DALLAS 2010-11

PLAYER	GP	GS	MIN	GM PGM	FG%	GM PGM	FG%	FTM	FTA	FT%	DEF	DEF	TOB/MS	AST	PF	DD	STL	TO	BLK	PTS	PTS/MS	
FRANKS, J	2-2	2(2-0)	87:11	7-19	0.368	1-7	0.143	4-4	1.000	1.000	3	2	0	0	0	0	0	0	0	0	11	11.00
CLOUSINS, D	3-3	3(3-0)	108:08	20-48	0.408	0-0	0.000	12-18	0.667	0.667	0	20	38	12	5	13-0	0	11	4	62	17.33	
TAYLOR, J	1-1	1(1-0)	28:40	7-12	0.583	3-8	0.375	0-0	0.000	0.000	1	2	3	0	0	0	0	0	0	0	17.00	
WRIGHT, B	3-3	3(3-0)	104:14	14-28	0.463	4-10	0.400	7-8	0.875	0.875	0	4	4	1	14	0-0	0	0	0	0	39	13.00
GREENE, D	3-1	1(1-0)	68:00	14-24	0.583	3-7	0.429	0-0	0.000	0.000	1	4	5	1	1	0	0	0	0	0	39	13.00
DALY, J	3-1	1(1-0)	61:16	1-7	0.143	0-0	0.000	0-0	0.000	0.000	0	5	7	6	0	0	0	0	0	0	0	0.00
GARCIA, F	1-0	0(0-0)	14:34	3-6	0.500	2-2	1.000	0-0	0.000	0.000	0	3	3	1	0	0	0	0	0	0	6	6.00
CASSPI, D	3-2	2(2-0)	80:27	10-13	0.769	1-3	0.333	0-0	0.000	0.000	3	10	13	0	2	0	0	0	0	0	21	7.00
HEAD, L	2-0	0(0-0)	24:32	4-8	0.500	2-4	0.500	2-3	0.667	0.667	1	1	2	0	0	0	0	0	0	0	12	6.00
ANDRE, J	3-0	0(0-0)	1:40	0-1	0.000	0-0	0.000	0-0	0.000	0.000	0	4	0	0	0	0	0	0	0	0	0	0.00
THOMPSON, J	3-2	2(2-0)	47:32	5-12	0.417	0-0	0.000	4-4	1.000	1.000	0	0	0	0	0	0	0	0	0	0	14	7.00
JIT R, P	3-0	0(0-0)	43:16	4-7	0.571	0-1	0.000	0-1	0.000	0.000	0	0	0	0	0	0	0	0	0	0	8	8.00
KINGS	3-5	7(0-0)	4:2	0:0	0:00	8:40	0:450	57:7	0:0	0:0	30	95	64:42.0	67	64	27	48	9	100-11.0	0	0.00	
MAVERICKS	3-5	7(20-00)	26:247	0:510	27:68	0:397	44:57	0:772	25	85	29:42.0	79	6	0	0	0	44	1	0	0	0.00	

2011-2012 VS. MAVERICKS

Jan 14 at Dallas
 March 9 at Sacramento
 April 10 at Dallas

2010-2011 SEASON

24-58 (.293)
 Fifth in Pacific

PLAYERS

Did Not Qualify

DATE	VS	AT	SCORE	W/L	PTS	REB	STL	BLK	PF	PTS	REB	STL	BLK	PF	PTS	REB	STL	BLK	PF	PTS	REB	STL	BLK	PF	
10/20/06	SAC	H	107-97	W	117-97	30-11	10	0	0	18-12	21/21	0	0	0	19-26	18	0	0	0	12-13	34	11	0	0	0
11/2/06	DAL	H	108-92	W	117-95	24-11	10	0	0	18-12	21/21	0	0	0	19-26	18	0	0	0	12-13	34	11	0	0	0
11/15/06	DAL	H	106-92	W	117-95	24-11	10	0	0	18-12	21/21	0	0	0	19-26	18	0	0	0	12-13	34	11	0	0	0
11/29/06	DAL	H	106-92	W	117-95	24-11	10	0	0	18-12	21/21	0	0	0	19-26	18	0	0	0	12-13	34	11	0	0	0
12/12/06	DAL	H	106-92	W	117-95	24-11	10	0	0	18-12	21/21	0	0	0	19-26	18	0	0	0	12-13	34	11	0	0	0
12/26/06	DAL	H	106-92	W	117-95	24-11	10	0	0	18-12	21/21	0	0	0	19-26	18	0	0	0	12-13	34	11	0	0	0
1/9/07	DAL	H	106-92	W	117-95	24-11	10	0	0	18-12	21/21	0	0	0	19-26	18	0	0	0	12-13	34	11	0	0	0
1/23/07	DAL	H	106-92	W	117-95	24-11	10	0	0	18-12	21/21	0	0	0	19-26	18	0	0	0	12-13	34	11	0	0	0
2/6/07	DAL	H	106-92	W	117-95	24-11	10	0	0	18-12	21/21	0	0	0	19-26	18	0	0	0	12-13	34	11	0	0	0
2/20/07	DAL	H	106-92	W	117-95	24-11	10	0	0	18-12	21/21	0	0	0	19-26	18	0	0	0	12-13	34	11	0	0	0
3/6/07	DAL	H	106-92	W	117-95	24-11	10	0	0	18-12	21/21	0	0	0	19-26	18	0	0	0	12-13	34	11	0	0	0
3/20/07	DAL	H	106-92	W	117-95	24-11	10	0	0	18-12	21/21	0	0	0	19-26	18	0	0	0	12-13	34	11	0	0	0
4/3/07	DAL	H	106-92	W	117-95	24-11	10	0	0	18-12	21/21	0	0	0	19-26	18	0	0	0	12-13	34	11	0	0	0
4/17/07	DAL	H	106-92	W	117-95	24-11	10	0	0	18-12	21/21	0	0	0	19-26	18	0	0	0	12-13	34	11	0	0	0
4/30/07	DAL	H	106-92	W	117-95	24-11	10	0	0	18-12	21/21	0	0	0	19-26	18	0	0	0	12-13	34	11	0	0	0
5/13/07	DAL	H	106-92	W	117-95	24-11	10	0	0	18-12	21/21	0	0	0	19-26	18	0	0	0	12-13	34	11	0	0	0
5/27/07	DAL	H	106-92	W	117-95	24-11	10	0	0	18-12	21/21	0	0	0	19-26	18	0	0	0	12-13	34	11			



GREGG POPOVICH // HEAD COACH

Chairman and CEO Peter M. Holt
 Head Coach/President of Basketball Operations Gregg Popovich
 President of Sports Franchises/General Manager R.C. Buford
 Assistant Coaches Mike Budenholzer, Don Newman, Brett Brown, Chip Engel and, Chad Forcier, Jacques Vaughn
 Athletic Trainer Wil Savening
 Address One One AT&T Center, San Antonio, Texas, 78219
 Home Court AT&T Center (18 581) 2002
 Team Colors Metallic Silver and Black
 Television KENS 5, KMYS 35 & FSSW, B and Sean Elliott, Mark Rose and Andrew Monaco
 Radio WOAI (1200 AM), Bill Schoening

SAN ANTONIO STAFF

Director of Media Services Tom James (tjames@atcenter.com)
 Media Services Manager Jason Wallace (jwallace@atcenter.com)
 Senior Media Services Coordinator Kris Davis (kdavis@atcenter.com)
 Phone 210-444-5000
 Fax 210-444-5003

DALLAS VS. SAN ANTONIO 2010-11

PLAYER	GP	GS	MP	MIN	PTS	REB	AST	STL	BLK	PF	DD	FTM	FTA	FT%	DEF	DEF	TOT	AVG	AST	PF	DD	STL	BLK	PTS	AVG
NOVAK, K. D.	2-2	77:31	22-30	0.733	2-4	0.500	3-3	1.000	2	16	17/8.5	8	7-0	0	0	0	0	46/24.5							
BUTLER, C.	2-2	85:28	14-32	0.438	1-4	0.250	9-11	0.818	1	5	6/3.0	2	4-0	1	0	1	38/19.0								
MADSON, S.	4-1	86:33	24-38	0.632	0-4	0.000	8-12	0.667	4	16	20/5.0	3	6-0	3	4	1	56/14.0								
JONES, D.	1-0	13:42	6-11	0.545	0-0	0.000	1-2	0.500	0	2	2/2.0	0	1-0	2	0	0	12/12.0								
TERRY, J.	4-0	122:28	18-67	0.269	7-17	0.412	9-18	0.500	2	11	13/3.3	17	9-0	7	11	2	48/12.0								
KIDD, J.	4-4	136:17	16-38	0.410	6-16	0.400	8-2	0.800	4	21	25/6.3	31	5-0	8	10	2	38/9.5								
CHARNOY, T.	4-4	166:26	12-13	0.923	0-0	0.000	14-19	0.737	7	10	26/6.5	3	17-1	0	4	4	38/9.5								
BAREK, J.	4-0	80:36	12-28	0.429	4-8	0.500	6-6	1.000	3	5	8/2.0	14	9-0	1	6	0	33/8.3								
INFANTE, R.	1-1	28:40	4-11	0.364	0-4	0.000	0-0	0.000	0	3	3/3.0	1	4-0	0	3	0	8/8.0								
CARRUTHER, B.	3-1	48:56	4-8	0.500	4-4	1.000	0-0	0.000	0	6	6/2.0	2	5-0	2	0	0	12/4.0								
WATKINS, B.	2-0	38:09	3-8	0.375	0-0	0.000	2-6	0.333	1	8	7/3.5	1	6-0	0	2	3	8/4.0								
MAYNARD, S.	1-0	18:12	1-3	0.333	1-2	0.500	1-2	0.500	0	2	2/2.0	0	0-0	0	0	0	4/4.0								
MANNING, J. D.	29:58	4	0.5	0.0	0.0	0.0	0.0	0.0	0	0	0.0	0	0.0	0	0	0	0.0								
ALLEN, A.	3-1	26:36	4-12	0.333	0-2	0.000	1-1	1.000	1	3	4/1.3	0	4-0	1	1	2	8/3.0								
NOVAK, S.	1-0	00:51	1-1	1.000	1-1	1.000	0-0	0.000	0	0	0/0.0	0	1-0	0	0	0	3/3.0								
STEVENS, D.	4-4	88:36	3-16	0.188	1-10	0.100	2-4	0.500	1	6	6/1.5	4	5-0	3	2	1	9/2.3								
MAVERICKS	4-20	960:04	46-312	0.468	27-75	0.360	57-81	0.704	29	125	81/45.3	89	88-1	28	51	17	376/94.0								
SPURS	4-20	968:09	138-308	0.448	31-80	0.388	84-98	0.857	30	136	103/48.3	84	74-0	25	57	13	381/97.0								

SERIES INFORMATION

Overall Series San Antonio leads 85-62
 Games in Dallas San Antonio leads 38-36
 American Airlines Center Series tied 10-10
 Reunion Arena San Antonio 28-26
 Games in San Antonio San Antonio leads 48-26
 Current Series Streak San Antonio won last three
 in Dallas San Antonio won last two
 in San Antonio San Antonio won last game

DALLAS:

Last Home Win 96-89 (4/14/10)
 Last Road Win 103-94 (11/26/10)
 Largest Victory Margin 44-126-82, 1/27/89
 High Point Total 136 (1/5/83)
 Low Point Total 75 (1/23/98)

SAN ANTONIO:

Last Home Win 101-89 (1/14/11)
 Last Road Win 97-91 (3/18/11)
 Largest Victory Margin 41 (140-99 11/1/91)
 High Point Total 140 (1/1/91)
 Low Point Total 68 (4/7/05)

SERIES NOTES

On 4/7/05 the Spurs scored a series low 68 points - the first game in Mavericks history was a 103-92 win over eventual Midwest Division champion San Antonio on 10/1/80 - the "Ice Man," George Gervin led all scorers with 33 points - the Spurs set an NBA record by shooting 70% (53/75) from the field in a 132-120 win at Dallas on 4/16/83 - in the 11/20/99 loss to the Spurs in San Antonio the Mavericks set an NBA record for fewest personal fouls in a game with five

SERIES SCORING RECORD VS. SAN ANTONIO:

Dirk Nowitzki (41 on 11/18/09)
 Mark Aguirre (41 on 2/20/87)

SERIES SCORING RECORD VS. DALLAS:

Tim Duncan (53 on 12/26/01)

2011-12 VS MAVERICKS

Jan. 5 at San Antonio
 Jan. 29 at Dallas

March 17 at Dallas

March 23 at San Antonio

2010-2011 SEASON


61-21 (.744)
 First in Southwest

PLAYOFFS

Lost to Memphis, 4-2

DATE	OPPONENT	RESULT	SCORE	LOCATION	ATTENDANCE
10/27	MEMPHIS	W	101-95	AT&T CENTER	18,581
10/28	MEMPHIS	W	101-95	AT&T CENTER	18,581
10/29	MEMPHIS	W	101-95	AT&T CENTER	18,581
10/30	MEMPHIS	W	101-95	AT&T CENTER	18,581
10/31	MEMPHIS	W	101-95	AT&T CENTER	18,581
11/1	MEMPHIS	W	101-95	AT&T CENTER	18,581
11/2	MEMPHIS	W	101-95	AT&T CENTER	18,581
11/3	MEMPHIS	W	101-95	AT&T CENTER	18,581
11/4	MEMPHIS	W	101-95	AT&T CENTER	18,581
11/5	MEMPHIS	W	101-95	AT&T CENTER	18,581
11/6	MEMPHIS	W	101-95	AT&T CENTER	18,581
11/7	MEMPHIS	W	101-95	AT&T CENTER	18,581
11/8	MEMPHIS	W	101-95	AT&T CENTER	18,581
11/9	MEMPHIS	W	101-95	AT&T CENTER	18,581
11/10	MEMPHIS	W	101-95	AT&T CENTER	18,581
11/11	MEMPHIS	W	101-95	AT&T CENTER	18,581
11/12	MEMPHIS	W	101-95	AT&T CENTER	18,581
11/13	MEMPHIS	W	101-95	AT&T CENTER	18,581
11/14	MEMPHIS	W	101-95	AT&T CENTER	18,581
11/15	MEMPHIS	W	101-95	AT&T CENTER	18,581
11/16	MEMPHIS	W	101-95	AT&T CENTER	18,581
11/17	MEMPHIS	W	101-95	AT&T CENTER	18,581
11/18	MEMPHIS	W	101-95	AT&T CENTER	18,581
11/19	MEMPHIS	W	101-95	AT&T CENTER	18,581
11/20	MEMPHIS	W	101-95	AT&T CENTER	18,581
11/21	MEMPHIS	W	101-95	AT&T CENTER	18,581
11/22	MEMPHIS	W	101-95	AT&T CENTER	18,581
11/23	MEMPHIS	W	101-95	AT&T CENTER	18,581
11/24	MEMPHIS	W	101-95	AT&T CENTER	18,581
11/25	MEMPHIS	W	101-95	AT&T CENTER	18,581
11/26	MEMPHIS	W	101-95	AT&T CENTER	18,581
11/27	MEMPHIS	W	101-95	AT&T CENTER	18,581
11/28	MEMPHIS	W	101-95	AT&T CENTER	18,581
11/29	MEMPHIS	W	101-95	AT&T CENTER	18,581
11/30	MEMPHIS	W	101-95	AT&T CENTER	18,581
12/1	MEMPHIS	W	101-95	AT&T CENTER	18,581
12/2	MEMPHIS	W	101-95	AT&T CENTER	18,581
12/3	MEMPHIS	W	101-95	AT&T CENTER	18,581
12/4	MEMPHIS	W	101-95	AT&T CENTER	18,581
12/5	MEMPHIS	W	101-95	AT&T CENTER	18,581
12/6	MEMPHIS	W	101-95	AT&T CENTER	18,581
12/7	MEMPHIS	W	101-95	AT&T CENTER	18,581
12/8	MEMPHIS	W	101-95	AT&T CENTER	18,581
12/9	MEMPHIS	W	101-95	AT&T CENTER	18,581
12/10	MEMPHIS	W	101-95	AT&T CENTER	18,581
12/11	MEMPHIS	W	101-95	AT&T CENTER	18,581
12/12	MEMPHIS	W	101-95	AT&T CENTER	18,581
12/13	MEMPHIS	W	101-95	AT&T CENTER	18,581
12/14	MEMPHIS	W	101-95	AT&T CENTER	18,581
12/15	MEMPHIS	W	101-95	AT&T CENTER	18,581
12/16	MEMPHIS	W	101-95	AT&T CENTER	18,581
12/17	MEMPHIS	W	101-95	AT&T CENTER	18,581
12/18	MEMPHIS	W	101-95	AT&T CENTER	18,581
12/19	MEMPHIS	W	101-95	AT&T CENTER	18,581
12/20	MEMPHIS	W	101-95	AT&T CENTER	18,581
12/21	MEMPHIS	W	101-95	AT&T CENTER	18,581
12/22	MEMPHIS	W	101-95	AT&T CENTER	18,581
12/23	MEMPHIS	W	101-95	AT&T CENTER	18,581
12/24	MEMPHIS	W	101-95	AT&T CENTER	18,581
12/25	MEMPHIS	W	101-95	AT&T CENTER	18,581
12/26	MEMPHIS	W	101-95	AT&T CENTER	18,581
12/27	MEMPHIS	W	101-95	AT&T CENTER	18,581
12/28	MEMPHIS	W	101-95	AT&T CENTER	18,581
12/29	MEMPHIS	W	101-95	AT&T CENTER	18,581
12/30	MEMPHIS	W	101-95	AT&T CENTER	18,581
12/31	MEMPHIS	W	101-95	AT&T CENTER	18,581





DWANE CASEY // HEAD COACH

Ownership: Maple Leaf Sports & Entertainment Ltd.
 President & General Manager: Bryan Colangelo
 Head Coach: Dwane Casey
 Assistant Coaches: Johnny Davis, Tom Sterner, Scott Roth, McCah Nori
 Head Athletic Trainer: Scott McCullough
 Address: 50 Bay Street, Suite 500 Toronto, ON M5J 2Z2
 Home Court: Air Canada Centre (19 800) - 1999
 Team Colors: Red, Black and Silver
 Television: TSN, TSN2 Sportsnet Sportsnet One, Matt Davlin, Leo Rautins, Jack Armstrong, The Fan (590 AM), Paul Jones, Eric Smith

TORONTO PR STAFF

Director, Media Relations: Jim LaBumbard (labumbard@torontoraptors.com)
 Coordinator, Media Relations: Roven Yau (ryau@torontoraptors.com)
 Coordinator, Media Relations: Phil Summers (psummers@torontoraptors.com)
 Phone: 416-815-5600
 Fax: 416-359-9205

DALLAS VS. TORONTO 2010-11

PLAYER	GP	MIN	FGM-FGA	FTM-FTA	ORB	DRB	REB	AST	PF	BLK	PTS	PTS/36
ANDRZEJCZYK, D.	1-1	34:14	11-20	0.560	2-4	0.500	7-10	0.700	1	0	27	27.31
TERRY, J.	2-0	04:20	16-27	0.460	4-10	0.400	3-5	0.600	0	0	44	37.18
MARSHON, S.	2-1	53:49	16-27	0.566	0-1	0.000	2-3	0.667	6	6	11	32.16
BUTLER, C.	1	18:0	7-8	0.875	0	0.000	1-2	0.500	2	2	14	28.36
BAREA, J.	2-0	45:22	9-18	0.500	1-5	0.200	0-0	0.000	2	1	21	16.36
MANNING, I.	2-0	32:22	5-8	0.625	0-1	0.000	6-8	0.750	2	2	12	15.75
KIDD, J.	2-2	08:02	5-16	0.313	2-0	0.333	1-1	1.000	1	0	7	13.64
STUCKERMAN, P.	1-1	22:46	2-7	0.286	1-5	0.200	0-0	0.000	0	2	2	5.50
DEARIE, B.	1-1	14:46	2-4	0.500	1-3	0.333	0-0	0.000	0	0	4	5.50
CARROLL, B.	2-0	28:39	2-4	0.500	2-4	0.500	2-2	1.000	0	7	7	8.40
CHANDLER, B.	2-2	51:07	2	0.286	0-0	0.000	2	0.667	0	0	2	5.50
HAYWOOD, B.	1-0	08:44	0-0	0.000	0-0	0.000	2-2	1.000	2	0	2	2.20
STEVENSON, D.	2-1	26:51	1-7	0.143	0-5	0.000	0-0	0.000	0	0	2	2.18
MAVERICKS	2-10	486:03	76-168	0.452	13-46	0.283	25-34	0.735	22	53	132	100.95
RAPTORS	2-10	486:00	74-163	0.444	7-24	0.292	25-34	0.735	29	51	86	100.90

SERIES INFORMATION

Overall Series: Dallas leads 20-10
 Games in Dallas: Dallas leads 7-3
 American Airlines Center: Dallas leads 9-1
 Rogers Arena: Dallas 3-2
 Games in Toronto: Dallas leads 8-7
 Current Series Streak: Dallas won last game in Dallas
 Toronto won last game in Toronto
 Dallas won last three

DALLAS:

Last Home Win: 129-81 (11/7/09)
 Last Road Win: 114-96 (12/27/11)
 Largest Victory Margin: 28 (129-101 11/7/09)
 High Point Total: 129 (11/7/09)
 Low Point Total: 71 (11/6/03)

TORONTO:

Last Home Win: 110-88 (1/17/10)
 Last Road Win: 84-76 (12/28/10)
 Largest Victory Margin: 22 (110-88 1/17/10)
 High Point Total: 128 (1/10/96)
 Low Point Total: 77 (11/6/03)

SERIES NOTES

Dallas has won 18 of the last 23 matchups against Toronto. The Raptors' streak in Toronto spans five games with a franchise record of 1986 vs. Memphis on 1/24-1/26/99. The Mavericks won the NBA Finals series with 02L's 4-1 series with 3-1 in Game 2, 2-1 in Game 3, Dallas won a 4-point differential 2/25/01 and beat Toronto 115-113 in overtime, it was the second-largest comeback in NBA history. Dallas had a comeback on 1/20/07 when they defeated the 24-over-24 Raptors. Last year's meeting between the two clubs, the Mavericks set an NBA record for free throws attempted in a game with 30 attempts. Dallas scored only 71 points, a franchise-low versus Toronto, on 11/6/03 in a 77-71 loss, the largest Mavericks win (122-103) came on 3/7/02 despite seven Raptors recording double-digit points.

SERIES SCORING RECORD VS. TORONTO:

Dirk Nowitzki (38 on 1/14/07)

SERIES SCORING RECORD VS. DALLAS:

Vince Carter (33 on 1/5/01)

TORONTO VS. DALLAS 2010-11

PLAYER	GP	MIN	FGM-FGA	FTM-FTA	ORB	DRB	REB	AST	PF	BLK	PTS	PTS/36
DEROZAN, D.	2-2	72:24	14-28	0.483	0-0	0.000	7-8	0.875	1	5	62	35.17
JONKSON, A.	2-2	78:59	14-21	0.667	0-0	0.000	5-7	0.714	5	0	33	16.5
KLEBER, L.	1-1	26:24	7-10	0.700	2-0	0.333	0-0	0.000	0	1	17	18.0
CALDERON, J.	1-1	35:03	7-10	0.700	1-2	0.500	0-0	0.000	1	7	8	15.16
DAVIS, E.	2-1	07:12	10-14	0.714	0-0	0.000	5-8	0.625	4	13	17	30.3
BARBOSA, L.	2-0	40:29	0-22	0.000	2-0	0.250	3-4	0.750	0	3	3	21.10
JONKSON, J.	1	30:06	4-12	0.333	0-0	0.000	0-0	0.000	0	0	7	8.80
COOPER, J.	1	19:5	2-2	1.000	0-0	0.000	3-4	0.750	4	4	8	2.0
BANJESS, I.	2	47:20	4-18	0.222	0-6	0.000	1	0.000	2	8	10	10.00
AJINLA, A.	0	12:0	2-4	0.500	0-0	0.000	1-2	0.500	3	4	4	5.00
WHITMANS, S.	0	10:00	1-3	0.333	0-0	0.000	0-0	0.000	0	0	2	0.00
ALABRIS, S.	0	07:04	1-2	0.500	0-0	0.000	0-0	0.000	0	0	0	0.00
WRIGHT, J.	1-0	25:33	0-2	0.000	0-0	0.000	0-0	0.000	0	4	0	0.00
RAPTORIS	2-0	480:00	41-91	0.448	7-24	0.292	25-34	0.735	20	61	90	100.90
MAVERICKS	2	480:00	76-168	0.452	3-8	0.283	25-34	0.735	27	53	132	100.95

2011-2012 VS. MAVERICKS

Dec 30 at Dallas

2010-2011 SEASON

22-60 (1/268)

Fifth in Atlantic

PLAYOFFS

Did Not Qualify

DATE	SITE	W/L	SCORE	DATE	SITE	W/L	SCORE
12/19/06	DAL	W	119-90	3/1/05	DAL	W	113-05
3/10/06	TOR	L	112-129	11/28/06	TOR	W	93-91
11/5/06	TOR	L	86-100	2/25/06	DAL	W	115-113*
2/22/07	DAL	L	82-89	11/28/06	DAL	W	117-98
11/28/07	DAL	W	93-91	1/14/07	TOR	W	97-96
2/6/08	TOR	L	83-101	11/20/07	DAL	W	105-99
1998-999	DID NOT PLAY						
2/8/00	DAL	L	04-09	2/7/08	TOR	W	95-86
2/20/10	TOR	W	100-98	3/1/09	DAL	W	99-98
11/28/00	DAL	W	107-93	11/27/09	DAL	W	129-110
7/5/01	TOR	W	116-106	1/17/10	TOR	L	88-110
2/01	TOR	L	91-09	2/28/10	DAL	L	76-84
3/7/02	DAL	W	122-103	2/27/11	TOR	W	114-96
7/6/02	TOR	W	106-92				
12/2/02	DAL	W	113-102				
1/16/03	TOR	L	71-77				
1/16/03	DAL	W	114-94				
2/6/05	TOR	W	122-113				

* OVERTIME





TYRONE CORBIN // HEAD COACH

Owner Greg Miller
 CEO Greg Miller
 President Randy Rigby
 Executive Vice President of Basketball Operations/General Manager Kevin O'Connor
 Head Coach Tyrone Corbin
 Assistant Coaches Sid Lowe, Scott Layden, Jeff Hornacek
 Athletic Trainer Gary Briggs
 Address 301 West South Temple, Salt Lake City, Utah, 84101
 Home Court EnergySolutions Arena (19,911) 1991
 Team Colors Navy, Dark Yellow, Dark Green and Gray
 Television ROOT Sports, Craig Bolterjack, Matt Harpring
 Radio KFZZ (1320 AM) David Locke, Ron Boone

UTAH PS STAFF

Director, Communications Jonathan Rinehart (jr-rinehart@utahjazz.com)
 Senior Manager, Communications Derek Garduno (dgarduno@utahjazz.com)
 Manager, Communications Hannah Lee (hlee@utahjazz.com)
 Phone 801-325-2500
 Fax 801-325-2578

DALLAS VS. UTAH 2010-11

PLAYER	GP	PTS	MIN	FGM	FGA	FTM	FTA	REB	AST	STL	BLK	PTS AVG
ADAMSON, D	4-4	136-61	38-57	0.632	5-12	0.417	22-28	0.846	3	31	34/0.5	7
BUTLER, C	2-2	82-38	12-21	0.571	6-7	0.857	2-4	0.500	1	8	7/3.5	5
FRY, J	4-0	108-64	4-40	0.475	1-19	0.053	5-5	1.000	0	5	5/1.0	12
SHAWKINIC, P	2-1	45-13	8-15	0.533	5-8	0.625	2-2	1.000	0	4	4/2.0	1
MARLINS, S	4-4	103-38	8-26	0.308	4-12	0.333	7-8	0.875	4	15	15/3.8	7
DAHLA, J	4-0	79-05	1-10	0.167	2-6	0.333	4-8	0.500	1	1	1/0.3	1
BEARDS, R	2-2	38-25	8-11	0.545	2-7	0.429	2-2	1.000	1	6	6/3.0	8
KIDD, J	4-4	124-15	12-22	0.545	5-14	0.357	1-1	1.000	0	13	13/3.3	34
CHANDLER, T	4-4	95-19	11-21	0.524	0-0	0.000	3-5	0.600	7	27	34/8.5	5
HAYWOOD, B	4-0	80-48	8-14	0.571	0-1	0.000	4-11	0.364	8	16	24/6.0	1
STEVENSON, D	4-2	47-30	5-13	0.385	5-8	0.556	2-2	1.000	0	3	3/1.5	4
MORNING	3	23-8	1-5	0.200	4-9	0.444	0-0	0.000	2	4	4/1.3	0
CARDINAL, B	3-0	6-05	0-0	0.000	4-9	0.444	0-0	0.000	0	2	2/0.7	0
NOVAK, S	1	12-1	0-0	0.000	0-0	0.000	0-0	0.000	0	0	0/0.0	0
MAVERICKS	4-2	180-101	4-28	0.143	8-84	0.095	46-49	0.939	27	133	180/45	99
Jazz	4-20	866-603	132-389	0.426	15-58	0.259	75-101	0.743	42	182	178/44.5	75

SERIES INFORMATION

Game Series Dallas leads 85-59
 Games in Dallas Dallas leads 42-30
 American Airlines Center Dallas leads 17-2
 Games in Utah Utah leads 55-17
 Game Series Streak Dallas won last two in Dallas Dallas won last two in Utah

DALLAS:

Last Home Win 118-99 (12/23/11)
 Largest Victory Margin 94 (12/21/11)
 Highest Point Total 136 (2/17/86)
 Low Point Total 65 (11/6/02)

UTAH:

Last Home Win 104-92 (2/1/10)
 Largest Victory Margin 35 (11/3/78, 1/4/92)
 High Point Total 144 (10/31/80)
 Low Point Total 68 (2/12/97)

UTAH VS. DALLAS 2010-11

PLAYER	GP	PTS	MIN	FGM	FGA	FTM	FTA	REB	AST	STL	BLK	PTS AVG
WILLIAMS, B	2-2	80-30	18-35	0.467	3-7	0.429	11-12	0.917	2	8	0/0.0	19
JEFFERSON, A	4-4	148-17	32-48	0.464	0-0	0.000	13-16	0.813	11	21	32/8.0	10
MILLSAP, P	4-4	34-58	76-87	0.540	0-1	0.000	8-17	0.467	9	20	29-1	6
MILES, C	4-1	106-58	17-44	0.389	4-20	0.200	13-18	0.722	1	12	13/3.3	7
KHILLENKO, A	3-3	81-24	11-19	0.579	2-5	0.400	4-7	0.571	6	8	11/3.7	8
PRICE, R	2-0	84-58	7-20	0.350	4-7	0.571	2-3	0.667	1	7	8/2.7	7
BEI, B	3-3	98-12	4-18	0.222	8-17	0.471	5-5	1.000	1	8	9-0	4
ELSON, F	2-0	48-26	5-6	0.833	0-0	0.000	3-3	1.000	3	4	7/3.5	1
FORDS, D	3-0	19-43	2-7	0.286	0-0	0.000	0-2	0.000	1	2	3-0	4
HAYWARD, G	4-1	53-14	6-12	0.417	0-0	0.000	3-8	0.375	3	3	8/1.5	2
WATSON, S	4-2	88-50	5-22	0.227	1-8	0.125	1-2	0.500	3	6	8/2.0	10
FESTERIK, K	2-0	17-33	2-4	0.500	0-0	0.000	1-0	0.500	2	5	7/3.5	4
EVANS, J	3-0	6-8	0-0	0.000	0-0	0.000	2-2	0.500	3	3	1-1	2
Jazz	4-20	868-603	132-389	0.426	15-58	0.259	75-101	0.743	42	182	178/44.5	75
MAVERICKS	4-20	960-603	47-281	0.158	18-84	0.214	76-99	0.759	27	133	181/45.8	99

2011-2012 VS. MAVERICKS

Jan. 19 at Utah
 Jan. 27 at Dallas
 March 3 at Dallas
 April 18 at Utah

2010-2011 SEASON

39-43 (47%)
 Fourth in Northwest

PLAYOFFS

Did not qualify

DATE	OPPONENT	SCORE	RESULT	PTS	MIN	FGM	FGA	FTM	FTA	REB	AST	STL	BLK	PTS AVG
12/19/11	MEM	101-91	W	14	31	5-12	0.417	2-2	1.000	3	3	0	0	14/3.5
12/20/11	MEM	122-84	W	11	27	5-16	0.313	0-0	0.000	1	1	0	0	11/2.7
12/21/11	MEM	96-101	L	14	30	6-13	0.462	2-2	1.000	2	2	0	0	14/4.0
12/28/11	MEM	107-98	W	17	30	7-19	0.368	2-2	1.000	3	3	0	0	17/5.3
1/10/12	MEM	113-91	W	17	30	6-13	0.462	2-2	1.000	3	3	0	0	17/5.3
1/23/12	MEM	106-96	W	16	35	5-15	0.333	2-2	1.000	4	4	0	0	16/4.6
2/20/12	MEM	89-105	L	10	30	4-10	0.400	0-0	0.000	2	2	0	0	10/3.3
3/1/12	MEM	121-93	W	11	31	6-13	0.462	2-2	1.000	3	3	0	0	11/3.5
3/12/12	MEM	128-103	W	14	34	6-14	0.429	2-2	1.000	4	4	0	0	14/4.1
3/19/12	MEM	126-107	W	14	37	6-16	0.375	2-2	1.000	4	4	0	0	14/3.8
3/27/12	MEM	128-103	W	14	34	6-14	0.429	2-2	1.000	4	4	0	0	14/4.1
4/3/12	MEM	126-107	W	14	37	6-16	0.375	2-2	1.000	4	4	0	0	14/3.8
4/10/12	MEM	126-107	W	14	37	6-16	0.375	2-2	1.000	4	4	0	0	14/3.8
4/17/12	MEM	126-107	W	14	37	6-16	0.375	2-2	1.000	4	4	0	0	14/3.8
4/24/12	MEM	126-107	W	14	37	6-16	0.375	2-2	1.000	4	4	0	0	14/3.8
5/1/12	MEM	126-107	W	14	37	6-16	0.375	2-2	1.000	4	4	0	0	14/3.8
5/8/12	MEM	126-107	W	14	37	6-16	0.375	2-2	1.000	4	4	0	0	14/3.8
5/15/12	MEM	126-107	W	14	37	6-16	0.375	2-2	1.000	4	4	0	0	14/3.8
5/22/12	MEM	126-107	W	14	37	6-16	0.375	2-2	1.000	4	4	0	0	14/3.8
5/29/12	MEM	126-107	W	14	37	6-16	0.375	2-2	1.000	4	4	0	0	14/3.8
6/5/12	MEM	126-107	W	14	37	6-16	0.375	2-2	1.000	4	4	0	0	14/3.8
6/12/12	MEM	126-107	W	14	37	6-16	0.375	2-2	1.000	4	4	0	0	14/3.8
6/19/12	MEM	126-107	W	14	37	6-16	0.375	2-2	1.000	4	4	0	0	14/3.8
6/26/12	MEM	126-107	W	14	37	6-16	0.375	2-2	1.000	4	4	0	0	14/3.8
7/3/12	MEM	126-107	W	14	37	6-16	0.375	2-2	1.000	4	4	0	0	14/3.8
7/10/12	MEM	126-107	W	14	37	6-16	0.375	2-2	1.000	4	4	0	0	14/3.8
7/17/12	MEM	126-107	W	14	37	6-16	0.375	2-2	1.000	4	4	0	0	14/3.8
7/24/12	MEM	126-107	W	14	37	6-16	0.375	2-2	1.000	4	4	0	0	14/3.8
7/31/12	MEM	126-107	W	14	37	6-16	0.375	2-2	1.000	4	4	0	0	14/3.8
8/7/12	MEM	126-107	W	14	37	6-16	0.375	2-2	1.000	4	4	0	0	14/3.8
8/14/12	MEM	126-107	W	14	37	6-16	0.375	2-2	1.000	4	4	0	0	14/3.8
8/21/12	MEM	126-107	W	14	37	6-16	0.375	2-2	1.000	4	4	0	0	14/3.8
8/28/12	MEM	126-107	W	14	37	6-16	0.375	2-2	1.000	4	4	0	0	14/3.8
9/4/12	MEM	126-107	W	14	37	6-16	0.375	2-2	1.000	4	4	0	0	14/3.8
9/11/12	MEM	126-107	W	14	37	6-16	0.375	2-2	1.000	4	4	0	0	14/3.8
9/18/12	MEM	126-107	W	14	37	6-16	0.375	2-2	1.000	4	4	0	0	14/3.8
9/25/12	MEM	126-107	W	14	37	6-16	0.375	2-2	1.000	4	4	0	0	14/3.8
10/2/12	MEM	126-107	W	14	37	6-16	0.375	2-2	1.000	4	4	0	0	14/3.8
10/9/12	MEM	126-107	W	14	37	6-16	0.375	2-2	1.000	4	4	0	0	14/3.8
10/16/12	MEM	126-107	W	14	37	6-16	0.375	2-2	1.000	4	4	0	0	14/3.8
10/23/12	MEM	126-107	W	14	37	6-16	0.375	2-2	1.000	4	4	0	0	14/3.8
10/30/12	MEM	126-107	W	14	37	6-16	0.375	2-2	1.000	4	4	0	0	14/3.8
11/6/12	MEM	126-107	W	14	37	6-16	0.375	2-2	1.000	4	4	0	0	14/3.8
11/13/12	MEM	126-107	W	14	37	6-1								



FLIP SAUNDERS // HEAD COACH

Majority Owner Ted Leonis
 President Eric Grunfeld
 Head Coach Flip Saunders
 Assistant Coaches Randy Wittman, Don Zierden, Sam Cassel, Ryan Saunders, Gene Banks
 Athletic Trainer ... Eric Waters
 Address 601 F Street NW, Washington, D.C., 20004
 Home Court Verizon Center (20,278) - 1997
 Team Colors Red, White and Blue
 Television Comcast SportsNet Steve Bockhantz, Phil Chenier, Chris Miller
 Radio ... The Fan 106.7 Dave Johnson, Glenn Consor

WASHINGTON PR STAFF

Senior Director, Communications Scott Hall (shall@washwizards.com)
 Director, Basketball Communications Zack Bolno (zbolno@washwizards.com)
 Senior Communications Coordinator Daren Jenkins (djenk.ns@washwizards.com)
 Phone 202-661-5000
 Fax 202-661-5113

DALLAS VS. WASHINGTON 2010-11

PLAYER	GP-GS	MIN	FGM-FGA	FG%	FTM-FTA	FT%	OFF	DEF	TOT. AVG	AST	PF-FO	STL	TO	BLK	PTS. AVG		
NOVIT KI, D	2-2	66:37	13-29	0.448	3-3	1.000	16-19	0.842	2	9	11/5.5	5	7-0	0	4	45/22.5	
CHRANDLER T	2-2	61:20	15-24	0.625	0-0	0.000	11-10	0.511	12	10	31/15.5	0	2-0	0	4	41/20.5	
TURRY, J	2-0	67:03	17-35	0.486	2-0	0.250	3-7	0.429	1	2	3/1.5	12	6-0	0	3	39/19.5	
MADISON, S	2-0	60:16	9-15	0.600	0-0	0.000	9-11	0.818	3	16	18/9.5	2	4-0	2	3	27/13.5	
CARDINAL, B	1-1	31:17	3-8	0.375	3-3	1.000	0-0	0.000	0	4	4/4.0	1	3-0	0	1	9/9.0	
KIDD, J	2-2	67:51	4-9	0.444	4-0	0.500	2-2	1.000	0	17	17/8.5	26	7-0	4	3	14/7.0	
BAREA, J	2-0	32:10	5-11	0.455	1-4	0.250	0-0	0.000	0	3	3/1.5	4	1-0	0	4	11/5.5	
SPOJAKOVIC, P	1-1	31:17	2-6	0.333	1-3	0.333	0-0	0.000	0	5	5/5.0	1	1-0	0	1	5/5.0	
MADHUNI, L	2-0	11:27	2-4	0.500	0-0	0.000	3-4	0.750	2	0	2/1.0	0	0-0	0	1	7/3.5	
HAMMOND, B	2-0	23:13	1-1	1.000	0-0	0.000	2-7	0.286	1	2	3/1.5	0	3-0	0	1	4/2.0	
BRAUNDS, N	1-1	13:00	1-7	0.143	0-2	0.000	0-0	0.000	0	3	3/3.0	2	2-0	0	1	2/2.0	
STEVENSON, D	2-1	16:29	1-3	0.333	1-3	0.333	0-0	0.000	0	0	0/0.0	2	0-0	0	0	3/1.5	
MAVERICKS	2-10	486:08	73-152	0.480	18-39	0.385	40-40	0.676	21	80	115/57.5	56	36-0	0	27	7	207/103.5
WIZARDS	2-10	480:00	78-181	0.431	10-28	0.357	25-47	0.532	25	80	111/55.5	36	52-0	14	17	0	191/95.5

SERIES INFORMATION

Overall Series Series tied 30-30
 Games in Dallas Series tied 15-15
 American Airlines Center Dallas leads 7-3
 Reunion Arena Washington 12-8
 Games in Washington Series tied 15-15
 Current Series Streak Dallas won last three
 in Dallas Dallas won last game
 in Washington Dallas won last two

DALLAS

Last Home Win 102-92 (1/31/11)
 Last Road Win 105-99 (2/26/11)
 Largest Victory Margin 34 (127-93 2/25/89)
 High Point Total 137 (1/18/05)
 Low Point Total 84 (1/4/83, 1/21/08)

WASHINGTON

Last Home Win 102-84 (1/21/08)
 Last Road Win 102-91 (10/27/09)
 Largest Victory Margin 21 (116-95 11/6/80)
 High Point Total 124 (12/8/94)
 Low Point Total 72 (11/2/03)

SERIES NOTES

The Mavericks have taken 11 of the last 16 contests. Dallas had won five in a row at Washington until its 100-90 loss on 11/5/03 when the Wizards hit a franchise high 13 3FGs in the rematch in Dallas on 12/2/03. Washington scored a series-low 72 points in a 97-72 Mavericks victory. Fat Lever had a Mavericks record nine steals in the 2/10/94 win in Dallas. 56 games into the 2002-03 season, Dallas played its first overtime game which was against the Wizards on 2/23/03. The Mavs won 106-101, after being down by as much as 18 in the first and leading by as much as 12 in the fourth.

2011-2012 VS MAVERICKS

March 13 at Dallas

2010-2011 SEASON

23-59 (280)

Fifth in Southeast

PLAYOFFS

Did Not Qualify

DATE	SITE	W/L	SCORE	DATE	SITE	W/L	SCORE	DATE	SITE	W/L	SCORE
1/6-30	WAS	L	95-118	1/6-30	WAS	L	89-99	1/6-30	DAL	W	97-72
1/31-2/1	DAL	L	84-106	2/10-30	DAL	L	102-110	11/14/04	WAS	W	122-113
2/2-2/3	WAS	W	0-0	3/24-30	WAS	W	90-98	8-05	DAL	W	101-120
2/10-22	DAL	L	102-119	1/27-2/4	WAS	L	96-98	2/15-2/6	DAL	W	103-97
2/4-22	DAL	L	105-115	2/10-24	DAL	W	87-77	3/7-06	WAS	W	104-84
3/4-8/3	WAS	L	84-82	12/14-24	DAL	L	121-124	11/21-06	DAL	W	107-80
12/7-23	DAL	L	112-114	2/21-28	WAS	W	102-97	12/4-06	WAS	L	97-106
4/1-8/4	WAS	L	88-102	12/9-26	DAL	L	94-103	11/26-07	DAL	L	88-110
12/4-26	WAS	L	82-93	1/4-26	WAS	L	100-112	1/21-08	WAS	L	84-102
2/22-2/25	DAL	W	110-101	3/18-27	DAL	L	85-86	12/21-08	WAS	W	97-86
11/26-2/8	DAL	W	112-90	3/29-27	WAS	L	87-94	3/7-09	DAL	W	119-103
3/26-2/6	WAS	L	72-70	1/26-27	DAL	L	95-87	1/2-09	DAL	L	91-102
1/27-2/7	DAL	L	113-110	2/28-28	WAS	W	103-77	1/28-10	WAS	W	94-83
3/28-2/7	WAS	W	114-107	1998-1999				1/31-11	DAL	W	102-92
2/17-2/8	DAL	W	123-108	1-13-00	WAS	W	104-86	2/26-11	WAS	W	105-99
4/1-8/8	WAS	L	103-118	3/25-00	DAL	L	86-93				
2/25-2/8	DAL	W	127-93	1/5-01	WAS	W	103-85				
3/4-2/8	WAS	L	105-119	2/17-01	DAL	W	112-105				
12-15-03	WAS	L	108-112	12/8-01	DAL	L	85-102				
12/3-2/0	DAL	W	79-04	3-0-02	WAS	W	118-93				
2-26-91	WAS	W	99-96	2-23-02	DAL	W	92-96				
2-15-91	DAL	W	121-86	2/23-03	WAS	W	105-101				
2/27-91	DAL	L	99-107	1-5-03	WAS	L	90-90				

SERIES SCORING RECORD VS. WASHINGTON:

Mark Aguirre (45 on 2/22/85)

Jamal Mashburn (45 on 12/8/94)

SERIES SCORING RECORD VS. DALLAS:

Gilbert Arenas (38 on 12/4/06)





NBA D LEAGUE

645 5th Avenue
New York, NY 10022
(212) 407-8000

AUSTIN TOROS

12885 N Highway 183, suite 207, Austin, TX 78750
Arena Cedar Park Center
Te (512) 236-8333; Fax: (512) 236-8444
Media Relations Contact: Parr Travill on
(ptravill on@austintoros.com)
NBA Affiliation: San Antonio

BAKERSFIELD JAM

1400 Norris Road, Bakersfield, CA 93308
Te (661) 615-6550; Fax: (661) 615-6555
Arena Bakersfield Jam Events Center
Media Relations Contact: Natalya Pyatkovska
(natalya@bakersfieldjam.com)
NBA Affiliations: L.A. Clippers, Phoenix, Toronto

CANTON

1101 Market Avenue North, Canton, OH 44702
Te (330) 489-1701; Fax: (330) 489-1703
Arena Canton Memorial Civic Center
Media Relations Contact: TBD
NBA Affiliation: Cleveland

DAKOTA WIZARDS

315 South 5th St., Bismarck, ND 58504
Tel (701) 258-2255; Fax: (701) 255-7967
Arena Bismarck Civic Center
Media Relations Contact: Scott Woodmansee
(swoody@dakotawizards.com)
NBA Affiliations: Golden State

ERIE BAYHAWKS

110 East 8th Street, Erie, PA 16501
Te (814) 790-5600; Fax: (814) 790-5608
Arena Tullio Arena
Media Relations Contact: Matt Bresee
(matt.bresee@nbaerie.com)
NBA Affiliations: New York

FORT WAYNE MAN ANTS

1910 St. Joe Center Rd., Suite 61
Fort Wayne, IN, 46825
Te (260) 469-4667; Fax: (260) 469-4674
Arena Allen County War Memorial Coliseum
Media Relations Contact: Heidi Busch
(heidi@fortwaynehoops.com)
NBA Affiliations: Detroit, Indiana, Milwaukee

IDAHO STAMPEDE

233 South Capitol Blvd., suite 100, Boise, ID 83702
Te (208) 388-4667; Fax: (208) 388-3845
Arena Qwest Arena
Media Relations Contact: Travis Tate
(travis@dahostampede.com)
NBA Affiliations: Denver, Portland, Utah

IOWA ENERGY

730 3rd Street, Des Moines, IA 50309
Tel (515) 462-2849; Fax: (515) 564-8551
Arena Wells Fargo Arena
Media Relations Contact: Chris Makris
(cmakris@iowanba.com)
NBA Affiliations: Chicago, New Orleans, Washington

LOS ANGELES D-FENDERS

555 N. Nash Street; El Segundo, CA 90245
Arena Toyota Sports Center
Media Relations Contact: TBD
NBA Affiliation: Los Angeles Lakers

MAINE RED CLAWS

413 Congress Street, Portland, ME 04101
Tel: (207) 210-6655; Fax: (207) 210-6659
Arena Portland Exposition Building
Media Relations Contact: Jana Spaulding
(jspaulding@maineredclaws.com)
NBA Affiliations: Charlotte, Philadelphia

RENO BIGHORNS

250 Evans Avenue, Reno, NV 89501
Tel: (775) 284-2622; Fax: (775) 284-8622
Arena Reno Events Center
Media Relations Contact: TJ Lasita
(tjlasita@nbareno.com)
NBA Affiliations: Atlanta, Memphis, Sacramento

RIO GRANDE VALLEY VIPERS

4500 N. 10th St., Suite 315, McAllen, TX 78504
Tel (888) 748-6223; Fax (956) 972-1150
Arena Dodge Arena
Media Relations Contact: Jonah Goldberg
(jgoldberg@rgvipers.com)
NBA Affiliation: Houston

SIOUX FALLS SKYFORCE

2131 South Minnesota Avenue, Sioux Falls, SD 57105
Tel (605) 332-0605; Fax (605) 332-2305
Arena Sioux Falls Arena
Media Relations Contact: Brett Hansen
(brett@skyforceonline.com)
NBA Affiliations: Miami, Minnesota, Orlando

SPRINGFIELD ARMOR

1 Monarch Place, Suite 220, Springfield, MA 01144
Tel: (413) 746-3263; Fax: (413) 746-3262
Arena MassMutual Center
Media Relations Contact: Eli Pearlstein
(epearlstein@armorhoops.com)
NBA Affiliation: New Jersey

TEXAS LEGENDS

2601 Avenue of the Stars, Suite 300, Frisco, TX 75215
Tel: (214) 469-0823; Fax: (214) 469-0823
Arena Dr Pepper Arena
Media Relations Contact: Malcolm Farmer
(mfarmer@texaslegends.com)
NBA Affiliation: Dallas

TULSA 66ERS

2727 E. 21st St., Ste 500, Tulsa, OK 74114
Tel: (918) 585-8444; Fax: (918) 398-6930
Arena Tulsa Convention Center
Media Relations Contact: Mitch Heckart
(mheckart@tulsa66ers.com)
NBA Affiliation: Oklahoma City



DALLAS MAVERICKS COMMUNITY



COMMUNITY OUTREACH	298
NBA CARDS	299
COMMUNITY BASKETBALL	300
INTERNET/STREET MARKETING	301
GAME NIGHT ENTERTAINMENT	301

STAY CONNECTED TO EVERYTHING MAVS! OFFICIAL SPONSOR





COMMUNITY

The Dallas Mavericks are committed to serving the Dallas/Fort Worth community through two primary areas: community relations and the Dallas Mavericks Foundation. The driving philosophy behind our efforts is to make a positive impact on the lives of youth throughout the Metroplex.

DALLAS MAVERICKS FOUNDATION



Mission. To assist young people through programs that stress education, good health and skills necessary for their future success.

The Dallas Mavericks possess a strong sense of social responsibility, acknowledging that a community is only as strong as its weakest link. Established in Oct. 1996, the

Mavs Foundation is dedicated to inspiring and motivating youth to take their education seriously, strive for healthy bodies and minds, become involved in community service activities, set personal goals, visualize their dreams and take responsibility for their own lives and neighborhoods. It is a 501(c)(3) private charity, and although it is affiliated with the Dallas Mavericks professional basketball team, it is incorporated as a separate business entity.

It is the intention of the Mavs Foundation to do what it can as a grant-making organization to help the Dallas/Fort Worth Metroplex be a nurturing environment within which humans thrive. Because of the high-profile nature of the sport of basketball and its athletes, we have the opportunity to assist local youth projects and programs in increasing the opportunities for our youth to live healthy, fulfilling lives. With a solid foundation, our youth can then go on to make significant contributions to society.

The Mavs Foundation supports the programs and organizations in the Metroplex that address the community's most pressing problems involving youth, specifically education, good health and community service activity. Visit www.mavsfoundation.com for a complete listing of previous award recipients and programs.

SILENT AUCTIONS: The Mavs Foundation hosts silent auctions during most home games, where fans can bid on autographed sports and entertainment memorabilia. Auction tables are located on the Plaza Level near section 108 and outside the Jack Daniel's Old No. 7 Club. Proceeds benefit the Mavs Foundation.

READING & LEARNING CENTER: Every season, the Mavs Foundation dedicates a new Reading & Learning Center at a local facility that is in need of a new technology room to help kids with their homework and adults with job-skill training and other valuable tools.

During the 2010-11 season, the Foundation dedicated a Reading & Learning Center at Dallas Bethlehem Center. The center, complete with 10 workstations, was a group effort between the Mavs Foundation, AkzoNobel Paints, The Home Depot Foundation, BOKA Powell, Armstrong World Industries, J+J/Invision, Spectra Contract Flooring, BeautiControl and Young Nonprofit Professionals Network. For more information on the Reading & Learning Center program, please call 214-747-MAVS.

COMMUNITY RELATIONS

The Dallas Mavericks Community Relations department strives to give back to the community by providing children and young adults the opportunity to better themselves through health, education and a variety of other programs including:

READ TO ACHIEVE/LEE PARA APRENDER: This literacy effort is the cornerstone of the Mavs Community Relations outreach and serves as an umbrella to all educational programs facilitated by the team.

Every season the Mavs host a Reading Challenge for Metroplex youth in grades 2-5 as a way to promote the value of reading to students. For more information on the Reading Challenge, please call 214-747-MAVS.

COMMUNITY TICKET BLOCK PROGRAM: The Dallas Mavericks Community Ticket Block Program provides the opportunity for corporations and individuals to donate tickets to underprivileged youth. Non-profit organizations interested in being considered for these tickets should send a letter of request on agency letterhead, along with their 501(c)(3) status to: Community Ticket Block, Dallas Mavericks, 2909 Taylor Street, Dallas, TX 75226.

ACADEMIC ALL-STARS: For the fifth season, the Mavs are recognizing students for their efforts in the classroom. This program recognizes elementary and middle school students who are either excelling in school or have made significant improvements between grading periods and rewards them with a Mavs goody bag, including an autographed photo. For more information, visit the Community Corner at mavs.com.

TEACHER RECOGNITION PROGRAM: Every season, the Mavs recognize 10 Metroplex teachers who make a difference in the lives of youth. Students are asked to nominate their teachers and describe in a 150-words-or-less essay why their teacher should be recognized. The winners receive \$1,000 for themselves and \$1,000 for their school.





COMMUNITY

HOLIDAY OUTREACH: Each year, the Mavs host two private parties for underprivileged youth in the area: the Turkey Dunk Thanksgiving party and a December holiday party. Both events give the players the opportunity to interact with children who desperately need attention and positive male role models.

PLAYER COMMUNITY OUTREACH: Jason Terry supports the Cancer Support Community North Texas (formerly Gilda's Club North Texas) by donating \$100 for each 3-pointer he makes during the regular season; Dirk Nowitzki contributes to Jonathan's Place by donating \$100 for each 3-pointer he makes during the regular season; Jason Kidd donates \$100 per assist he makes during the regular season to The Jason Kidd Foundation, which supports local charities including Dallas CAN! Academy.

FAN PACK: Fans interested in general information about the team may request a complimentary fan pack by calling 214-747-MAVS.

SPEAKERS BUREAU: The Dallas Mavericks Speakers Bureau was created in a continued effort to make an impact in the community. The bureau consists of Mavericks broadcast announcers and staff who speak to community groups and organizations in the Dallas/Fort Worth area. Topics include life on the road, coaching strategies and motivational speeches. For more information, please visit mavs.com.

DONATION REQUESTS: Autographed items are donated to fundraisers, auctions, raffles and more in the Dallas area to help raise funds for schools, churches and other nonprofit organizations. All requests must be received in writing via fax at least 60 days in advance of the event on agency or company letterhead and should include a 501(c)(3) form or tax ID number. Please fax all requests to 214-752-3860. Attn: Donations, Community Services.

NBA CARES

NBA Cares is the league's global social responsibility program that builds on the NBA's long tradition of addressing important social issues. The NBA and its teams and players support a wide range of initiatives, programs and non-profit partners that strive to positively impact children and families around the world.

As part of the league's mission to demonstrate leadership in social responsibility, NBA Cares reaches communities through philanthropy, hands-on service, and the creation of community legacy projects. Since the program's October 2005 launch, the league, its players, and its teams have donated more than \$165 million to charity, provided more than 17 million hours of hands-on service, and created more than 615 places where kids and families can live, learn, or play. NBA Cares reaches millions of children and adults through unique programs – including NBA/WNBA FIT and Basketball without Borders – that support education, youth and family development, and health and wellness.

The league and its teams and players also promote environmental awareness and sustainability through NBA Green. During annual high-profile league events, including NBA All-Star and The Finals, NBA Cares initiates community outreach efforts to tap into the power of sport for positive social change. In addition, this year the league launched the NBA Cares Community Caravan, a year-round commu-



WHEELCHAIR MAVERICKS: The Dallas Wheelchair Mavericks have won eight National Wheelchair Basketball Association (NWBA) Championship, with their most recent coming in 2007. From 1997 to 2000, the Wheelchair Mavericks won four straight national championships, followed by a fifth in 2003, and then won three straight from 2005 to 2007.

In addition to a stellar competitive record, the Wheelchair Mavericks are mindful of the responsibility every elite team has to support the community of which they are a part. Members of the Wheelchair Mavericks undertake a variety of community support activities. With these programs they spread a message of appreciation and understanding that emphasizes their motto that it is "ability and not disability that counts."



...nity and fan engagement program, through which the NBA family will reach more than 10,000 schools and community centers and will touch the lives of more than 15 million fans.

Thanks to strong partnerships with internationally recognized organizations – including KaBOOM!, Special Olympics, Boys & Girls Clubs of America, UNICEF, the Make-A-Wish Foundation, Global Business Coalition on HIV/AIDS, Tuberculosis and Malaria, and the UN Foundation – NBA Cares makes a positive and lasting impact in communities around the world.

FOR MORE INFORMATION ABOUT THE NBA'S LATEST COMMUNITY OUTREACH EFFORTS, LOG ON TO: WWW.NBA.COM/CARES.



COMMUNITY

The Dallas Mavericks work year-round to support and promote basketball throughout North Texas. Among the most comprehensive in the NBA, the Dallas Mavericks Community Basketball programs help develop the skills of young basketball players and encourage an enthusiasm for the sport in kids of all ages. The Mavericks Community Basketball programs include Dallas Mavericks Hoop Camp and the Dallas Mavericks Basketball Leagues.

HOOP CAMP – “WHERE KIDS ALWAYS WIN”

The goal of Dallas Mavericks Hoop Camp, presented by Academy Sports & Outdoors, is to provide a high-quality, fundamental teaching and playing environment for boys and girls ages 8 to 18. Hoop Camp kids have the opportunity to work with excellent basketball teachers and coaches and improve by learning and playing in an intensive and enjoyable weeklong camp.

Dallas Mavericks Hoop Camp began in 1994 with five camps and 465 kids. Community demand has driven the program to grow each year. In 2011, 19 Hoop Camps were held at various locations throughout the Metroplex. Since its inception, over 43,000 kids have participated in Hoop Camp.

Kids are the number-one priority at Hoop Camp. The hand-picked Hoop Camp coaching staff is made up of professional teachers, coaches and colleagues who have demonstrated a proven ability to work with kids, help them improve and enjoy playing the game.

Camp highlights include daily awards and prizes for every camper as well as visits from special guest speakers, including Mavericks players, coaches and other NBA guests.

During the upcoming season the Mavericks plan to hold a Holiday Hoop Camp, a Spring Break Hoop Camp, and 17 Summer Hoop Camps.

Each year the Mavericks Ballboys and Ballgirls are selected from Hoop Camp attendees from the age of 13 through 18. These hard-working, bright and dedicated Hoop Camp kids are chosen to work at Mavericks games to reward them for their efforts and dedication to the Mavericks. It's a great opportunity for the kids and helps the team identify potential good workers for the future.

Hoop Camp is presented by Academy Sports and Outdoors. Other sponsors include Dr Pepper Bottling Company of Texas, Gatorade, adidas, Children's Medical Center, America's Best Sports Photography, and North Dallas Moving and Storage.

Other Community Basketball programs include NBA 101, the Parent-Kid Basketball Clinics and the Youth Leagues Coaches Clinic.



MAVERICKS BASKETBALL LEAGUES

Beginning its 19th year, the Dallas Mavericks Basketball League program invites recreation organizations all across North Texas to team up with the Mavericks to assist them in running quality basketball leagues for players of all ages.

FOR MORE INFORMATION ON ANY OF THESE PROGRAMS, VISIT MAVS.COM OR CALL 214-747-MAVS.



MAVS.COM & SOCIAL NETWORKS

For the latest information on the Dallas Mavericks, log on to mavs.com. The website features bios and statistics on all the players, plus up-to-date player transactions and exciting news stories about your favorite Mavericks. The site also features Mavericks promotions and events that are being held around Dallas/Fort Worth. Mavs.com is part of nba.com, the NBA's official website



Stay connected to everything Mavs! Sign up on mavs.com to receive email and text alerts for information on special events, ticket offers and upcoming games, as well as Mavs insider information through Inside Dish, the Mavs official email newsletter. Receive tweets from the Mavs official twitter page: twitter.com/dallasmavs. Download the official mobile app of the Dallas Mavericks to your smartphone. Get connected to other Mavs fans on the Mavs official facebook page: facebook.com/dallasmavs, and friends mavs.com, the Mavs official social networking site. Be sure to check out mavswiki.com for all the Mavs history and facts you could ever need. Visit mavs.com today for a full listing of all the Mavs sites



MAVERICKS STREET TEAM

The Dallas Mavericks bring the fun and excitement of the NBA to the streets of the Dallas/Fort Worth Metroplex with the Mavericks Street Team. The Dallas Mavericks Excursion, provided by North Texas Ford Dealers, is the Street Team's primary mode of transportation. It is a traveling interactive basketball experience that sports a customized wrap in Mavericks colors, flat-screen video monitors and a state-of-

the-art sound system with CD/DVD equipment and video games, as well as a public address system

The custom-designed SUV is ready and able to entertain anywhere, presenting the unique sights and sounds of Mavericks basketball. The Dallas Mavericks Big Shoe Inflatable is another great Street Team attraction. This inflatable, interactive device measures 19' x 12' x 7' and features a shooting game that provides fun for Mavericks fans of all ages. Fans can practice their free throws, jumpshots and three-pointers or compete against their friends in a 30-second shooting challenge

The Mavericks Street Team takes the excitement and entertainment of NBA basketball to neighborhoods throughout the Metroplex. Offering basketball contests, clinics and great prizes, it is nonstop fun for everyone

CALL (214) 747-MAVS TO SCHEDULE AN APPEARANCE BY THE MAVERICKS STREET TEAM. THE MAVS STREET TEAM IS SPONSORED BY NORTH TEXAS FORD DEALERS, HAWK ELECTRONICS AND STUBHUB.



MAVS DANCERS

This 2011-12 season will mark the 23rd year the Dallas Mavericks Dancers have been entertaining basketball fans. Considered among the best in the NBA, the squad includes professional dancers who will appear at all Mavericks home games. The Dancers are also active in the community, making numerous public appearances throughout the Metroplex

Mallory Mills is the Director of the Dallas Mavericks Dancers, and is a highly respected dancer and accomplished choreographer. Mallory has been dancing for the past 22 years, the last seven professionally for the Mavericks. Her 22 years of dance experience include working for American Dance and Drill Team Company and The Dallas Powerhouse of Dance under the direction of Shelia Sattler. Mallory served as captain of her high school drill team, and was an accomplished dancer winning three solo National Dance Champion titles. During her time with the Dallas Mavericks she was selected to dance on the first-ever NBA All-Star Dance Team at the 2007 Las Vegas NBA All-Star Game. Mallory also represented the NBA and the Dallas Mavericks at NBA promotional events in the Philippines and South Korea in conjunction with NBA Asia. Today she works with aspiring dancers on both competitive and high school dance teams providing dance instruction, direction and choreography



Sponsors for the Dallas Mavericks Dancers include Osgood O'Neil Salon, BED HEAD, Elevation Fitness Club, Electrique Boutique, Diva Hosiery and Waxing The City

FOR MAVS DANCER APPEARANCE INFORMATION FOR YOUR BUSINESS OR ORGANIZATION, CALL (214) 747-MAVS.

COMMUNITY

MAVS MAN



Mavs Man, the Dallas Mavericks high-flying crusader of the court, continues to grow in popularity with children throughout the Metroplex and around the world

In his 15th season with the Mavericks, Mavs Man has taken his unique brand of high-flying entertainment to hundreds of thousands of people each year in places such as London, Mexico City, New York and Paris

In addition to his game-day theatrics and autograph signings, Mavs Man appears at local schools, hospitals, parades and community events. He is a goodwill ambassador who exemplifies the positive values of good sportsmanship, teamwork and having a great attitude. Since 1996, Mavs Man has inspired and motivated kids to shoot for success in life by being accountable for doing the r best in all aspects of their lives

CHAMP



Every superhero has a sidekick, and Mavs Man is no different. Champ is a true "blue" Mavs fan and a workhorse in the silly department. This friendly, furry horse made his debut during the 2002-03 season

In addition to assisting Mavs Man, Champ also entertains the crowd with his own innovative skits and mascot antics. Champ is also involved in the Metroplex community, visiting local schools and hospitals as well as making appearances in parades and other events

Mavs fans now consider the duo as "The Hardest Working Mascots in the NBA"

BOTH MAVS MAN AND CHAMP ARE AVAILABLE TO MAKE APPEARANCES THROUGHOUT THE YEAR. CALL 214-747-MAVS TO SCHEDULE AN APPEARANCE. BE SURE TO CHECK OUT ADDITIONAL PHOTOS AND INFORMATION ON THEIR PERSONAL WEB PAGES AT MAVS.COM.

MANIAACS



The Mavs ManiAACs are the original male-performance squad in the NBA, and are in their tenth full season as the hip-hop dance troupe of beefy men who entertain Mavs fans during home games. Captains for the Mavs

ManiAACs are Rob "Big Rob" Maiden and Kendal "Crazy K" Davis

The ManiAACs, originally created to enhance the game experience for fans during the 2002 playoffs, became instant fan favorites that have continued to add to the festive environment of Mavs games and other special events including two All-Star performances in 2005 and in 2010. The Mavs ManiAACs have also appeared nationally on "The Tonight Show" and "The Best Damn Sport Show Period." And in the summer of 2010, you caught them on NBC's America's Got Talent, where they went all the way to the live Hollywood round and the top 48!

The ManiAACs are active in the community, making numerous public appearances throughout the Metroplex. They are sponsored by Genghis Grill, the Mongolian Stir Fry

FOR MAVS MANIAACS APPEARANCE INFORMATION, PLEASE CALL 214.747.MAVS.

MAVS SURROUND SOUND DRUMLINE



The Dallas Mavericks Drumline was founded in 2003 by a gifted group of percussionists who perform at every Dallas Mavericks home game on the Budweiser Sound Stage located inside American Airlines Center

Their percussion prowess continues to entertain fans with in-game percussion features, which have resulted in the Dallas Mavericks Drumline being ranked among the best live bands in the NBA. In addition, the Mavs Drumline had the privilege of performing at the 2006 NBA All-Star Game in Houston and the 2010 NBA All-Star Game in Cowboys Stadium

FOR DALLAS MAVERICKS DRUMLINE APPEARANCE INFORMATION, PLEASE CALL 214.747.MAVS.

DR PEPPER HOOP TROOP



The Dr Pepper Hoop Troop is a high-energy group that can be seen launching T-shirts into the stands with their gigantic slingshot or entertaining the crowd during timeouts at all Mavs home games. In addition to their on-court antics, the Dr Pepper Hoop Troop also appears at Mavs community events in

the Dallas/Fort Worth Metroplex. The Dr Pepper Hoop Troop is proudly sponsored by the Dr Pepper Bottling Company of Texas



DALLAS MAVERICKS

MEDIA



MEDIA INFORMATION	304
NET/NET NOTES	308
BROADCAST INFORMATION	307
MAVERICKS PR STAFF	300
MAVERICKS BROADCASTERS	300
2011-2012 SCHEDULE	311





2010-2011 Dallas Mavericks

MEDIA INFORMATION

Welcome to the 2011-12 Dallas Mavericks season. Here are a few guidelines that should assist you during the season.

There are three media credentials honored for admission to the American Airlines Center:

- 1) Mavericks season media passes
- 2) Mavericks single-game passes.
- 3) NBA-issued season passes. **NO OTHER CREDENTIALS WILL BE HONORED**

Application for season or game credentials may be made by faxing the Mavericks PR Office at 214-665-4661 or by calling Sarah Melton at 214-665-4669.

FAX

Requests for single-game credentials must be made at least 24 hours prior to game time. Day-of-game requests will not be honored. Radio stations, magazines and weekly newspapers will be accommodated on a game-by-game, space-available basis. All requests must be made on company letterhead.

Visiting media needing a box score or other information faxed back to their office should contact any member of the Mavericks PR staff during the game.

LOCKER ROOMS

Both the Mavericks and the visitors locker rooms are located on the event level in American Airlines Center. The Mavericks locker room is located on the south side of the building (to the left if you are standing behind the scorers' table). The visitors locker room is located on the east side of the building (behind you looking at the court from behind the scorers' table). As per NBA regulations, the Mavericks locker room will be open for a 45-minute period, ending 45 minutes prior to game time (for example, the locker room will be open from 6:00 to 6:45 p.m. for all 7:30 p.m. starts). The locker room will reopen 10 minutes after the game. During postgame media sessions, priority must be given to those media outlets on deadline. Your cooperation is asked in maintaining a working atmosphere in the locker room at all times. Any media members using the credentials to gain locker room access for the purpose of obtaining autographs will have their credentials revoked immediately.

GAME NOTES

Game notes are available in the media workroom two hours prior to game time. They are also available online at mavs.com. (For visiting media, early game notes, credentials, programs and recent news clips will be delivered to the hotel the night before.) Game notes, statistics and play-by-plays are available from the Mavericks PR staff or in the media workroom. Postgame quotes, notes and stat books will be delivered to the media workroom as soon as possible after the game.

PHONES/WIRELESS

There are numerous telephones available at courtside and in the media workroom for visiting media. Also, wireless Internet access is provided throughout the arena. Please see a member of the PR staff to obtain a wireless code.

IMPORTANT PHONE NUMBERS

Mavericks PR	214-665-4669, 4668, 4632
American Airlines Center Media Workroom	214-665-4670
Mavericks PR Fax	214-665-4661, 4671



2011-12 MEDIA GUIDE

PHOTOGRAPHERS

Credentialed photographers are allowed to shoot from the baselines only. There are no photo positions along the sidelines. Freelance photographers will not be credentialed unless they are on specific assignment from a magazine or daily newspaper. No roving passes will be issued.

Please note the following photo regulations:

- Please sit in your assigned spot on the floor
- Please do not move from your position during game action. Movements permitted only during timeouts and quarter breaks
- Please store all coats, jackets and extra equipment in the photo workroom.
- Please keep your courtside equipment to a minimum
- All still and TV photographers must observe the NBA's mandatory "Three-Foot Lane" rule

Please be aware of the following NBA-enforced regulations: All still and TV cameras must have rubber-capped lenses. Cameras mounted on the basket stand must be set back at least four inches from the edge of the padding. Camera mounted behind the backboard cannot be visible inside the target box from any angle. Tripods and remote cameras placed on the court are not permitted. Use of a flash is not permitted.

PRACTICES

The Mavericks practice at American Airlines Center. On off-day practices, media will be allowed to watch practice for the final 15 minutes. Following practice, players will be available on the court for 15-30 minutes. Head Coach Rick Carlisle will be available immediately following practice on the court. Mavericks practices are always subject to change. Media wanting to cover practice should always contact the Mavericks PR office to confirm times.

Directions to the American Airlines Center (2500 Victory Ave., Dallas, Texas 75219)

From DFW Airport: Take the airport's south exit to 183 East. 183 East to 135 South. Exit to Oak Lawn/Victory Ave. Highway go straight on service road past Oak Lawn and take a left at Victory Highway. Limited parking is in Lot E with a pass or list access only. Media entrance is located near the northwest entrance of the building.

PRESS ROOM

The media workroom in American Airlines Center is located on the event level at the west end of the building (opposite the scorers' table). The pregame meals served in the same area two hours before game time. We ask that you keep a professional working atmosphere at all times in the workroom.

TAXIS

- Yellow Cab 214-426-6262
- Cowboy Cab 214-428-0202

We look forward to helping you cover the Mavericks in 2011-12, so please do not hesitate to call us with any questions.

SARAH MELTON
 Director,
 Basketball Communications
 sarah.melton@dallasmavs.com
 214-665-4669

SCOTT TOMLIN
 Manager,
 Basketball Communications
 scott.tomlin@dallasmavs.com
 214-665-4668

ALAN RAKOWSKI
 Coordinator,
 Basketball Communications
 alan.rakowski@dallasmavs.com
 214-665-4632



Mark Cuban's HDNet LLC operates two television networks, HDNet and HDNet Movies. HDNet is the independent network with unique and thought-provoking content that appeals to men of all ages and is delivered in true high definition. Viewers will find a host of live, original and acquired series programming on HDNet, including

- Emmy-winning Dan Rather Reports - Legendary broadcast journalist Dan Rather presents hard-edged field reports, in-depth interviews and investigative pieces

- HDNet World Report - Provocative, sometimes controversial, and always relevant. World Report tells the stories of our time in depth, with attitude and independence.
- HDNet Sports - Championship sports coverage featuring the best of Mixed Martial Arts with its Friday night series "HDNet Fights" (www.hdnet.com/programs/hdnet_fights.) HDNet also features regular season games from the newly formed United Football League.
- Inside MMA - The hottest Mixed Martial Arts program on television, giving MMA fans their weekly fix for everything MMA.
- HDNet Concert Series - This ongoing series showcases new and legendary artists in live performances at venues across the U.S.



HDNet Movies, the company's second network (www.hdnetmovies.com), is the exclusive home of Sneak Previews of new movies before they hit theaters.

The HDNet Movies Sneak Preview series features top Hollywood stars in critically acclaimed performances, including Gwyneth Paltrow, Joaquin Phoenix, Demi Moore, Michael Caine, Tom Hanks, Vera Farmiga, Parker Posey, Brian Cox, Matthew Broderick, Brittany Snow, Eric Bana, John Malkovich, Emily Blunt, Robin Williams, Charlize Theron and Kim Basinger.

In addition to being the exclusive home of Sneak Previews, HDNet Movies offers the best films from the classics of the 1950s-1970s, to favorite films from the 1980s and 1990s, to recently released theatrical films.

HDNet Movies offers subscribers a premium movie viewing experience in true HD and more original movies shot entirely in HD than any other network.

The HDNet networks are available on AT&T U-verse, Charter, Comcast, DIRECTV, DISH Network, Insight and Verizon FiOS. You can also view HDNet on HD monitor displays in the American Airlines Center, or in retail stores and sports bars around the country.

To view HDNet programming, viewers need an HD-capable television and receiver. Contact your cable or satellite provider today, or visit www.hdnet for more information.

ENTERTAINMENT WEEKLY



FS SOUTHWEST



MAVERICKS TELEVISION

For the 11th season, Mavericks fans can watch the team at home or away on TXA-21 or FS Southwest.

Each TXA-21 broadcast includes a half-hour pregame show. Mark Followill, Derek Harper and Jeff "Skin" Wade call the action. The Mavericks' respected production team, led by producer Dave Keeney and director Clay Armstrong, returns for another season

FS Southwest is once again the cable home of the Mavericks this season. Fans can catch extended coverage on Mavericks Live, the 30-minute pregame and postgame show on FS Southwest

Although the HD status is subject to change, all Mavericks games can be seen in high definition this season on TXA21-HD or FSSW-HD

MAVERICKS RADIO

The Mavericks home on radio in the Metroplex is ESPN 103.3 FM (KESN) ESPN will broadcast all preseason and regular season games. For the 10th consecutive season, all games will be broadcast in Spanish on 1270 AM KFLC

Chuck Cooperstein enters his seventh season as the Mavericks radio play-by-play announcer on ESPN 103.3 and will be joined by Brad Davis. Each broadcast includes comprehensive pregame and postgame coverage

Once again the Dallas Mavericks will be broadcasting all games in Spanish on 1270 AM KFLC. KFLC is owned and operated by Univision Communications Inc., a quality-driven radio broadcast group committed to being the premier marketing company dedicated to serving Hispanics in the United States Hispanic markets. Victor Villalba calls all the action

The Mavericks have 20 games scheduled to be televised on ABC, ESPN or TNT this season. The following is the team's national television schedule for 2011-12

2011-2012 NATIONAL TV APPEARANCES

Date	Opponent	Time	TV
Dec. 25	Miami	1:30	ABC
Dec 29	@ Okla. City	8:30	TNT
Jan. 11	@ Boston	7:00	ESPN
Jan 16	@ L.A. Lakers	9:30	TNT
Jan. 18	@ L.A. Clippers	9:30	ESPN
Jan 19	@ Utah	9:30	TNT
Jan. 29	San Antonio	5:30	ESPN
Feb. 1	Okla. City	6:00	ESPN
Feb. 19	@ New York	12:00	ABC
Feb. 20	Boston	7:00	TNT

Date	Opponent	Time	TV
Feb 22	L.A. Lakers	8:30	ESPN
Mar 8	@ Phoenix	8:30	TNT
Mar. 19	@ Denver	9:30	TNT
Mar. 21	L.A. Lakers	8:30	ESPN
Mar. 29	@ Miami	7:00	TNT
Mar. 30	@ Orlando	7:00	ESPN
Apr. 12	@ Golden State	9:30	TNT
Apr. 13	@ Portland	9:30	ESPN
Apr. 15	L.A. Lakers	2:30	ABC
Apr. 21	@ Chicago	7:00	ESPN



SARAH MELTON // DIRECTOR OF BASKETBALL COMMUNICATIONS



Sarah Melton is in her 13th season with the Mavericks PR department and her ninth season as the team's director of basketball communications after getting promoted in Nov. 2003.

The Ft. Wayne, Ind., native is a 1999 graduate of Indiana University with a degree in sports communications.

At Indiana, she worked in the school's sports information office for over three years and worked with such sports as the school's national championship men's soccer team and the men's basketball team. She also was the communications director of three Big Ten swimming and diving championships.

sarah.melton@dallasmavs.com

SCOTT TOMLIN // BASKETBALL COMMUNICATIONS MANAGER




Scott Tomlin is entering his ninth season with the Mavericks and his sixth as the team's manager of basketball communications. The Maysville, Ky., native came to Dallas after serving as the seasonal intern for the New Orleans Hornets in 2002-03 and spending the 2003 NFL season in the Denver Broncos PR department.

The 2002 graduate of the University of Kentucky holds a degree in communications with a minor in psychology. While at UK, he spent three years as a student assistant in the sports information department, where he worked with the men's basketball team and other varsity sports.

Tomlin closely follows the NFL and is an avid Cincinnati Bengals fan. He and his wife, Abby, reside in Dallas.

scott.tomlin@dallasmavs.com

ALAN RAKOWSKI // BASKETBALL COMMUNICATIONS COORDINATOR



Alan Rakowski begins his second season with the Mavericks. He joins Dallas after spending two seasons working in various capacities for the Denver Nuggets media relations department.

The 2010 graduate of Colorado State University (Fort Collins, Colo.) earned his bachelor's degree in journalism with a minor in business administration. He spent his senior year at CSU working as a men's basketball student assistant in the athletic media relations department.

Rakowski has volunteered at several basketball-related events, including the NBA Summer League and the Mountain West Conference Basketball Championships. alan.rakowski@dallasmavs.com

GINA CALVERT // CORPORATE COMMUNICATIONS/COMMUNITY RELATIONS MANAGER



Gina Calvert is in her 12th season with the Dallas Mavericks and her ninth in the Corporate Communications/Community Relations department.

She began her career with the Mavericks in 2001 as an intern in the corporate communications area. She has also held roles as a receptionist and Ticket Administrator before moving to her current position.

Calvert was born in St. Louis, Mo., and raised in Garland, Texas. She is a 2001 graduate of Texas A&M University with a bachelor's degree in sports management and a minor in business administration.

gina.calvert@dallasmavs.com



MARK FOLLOWILL // TELEVISION PLAY-BY-PLAY



Mark Followill enters his seventh season as the television play-by-play voice and his 11th overall with the team. Prior to his move to television, Followill served as the radio play-by-play voice of the Mavericks on ESPN 103.3 FM for four seasons.

Followill has also been a play-by-play announcer for NFL games on the Sports USA Radio Network, college basketball on the Mountain West Sports Network, regional college football broadcasts on FSN Southwest and TXA21, and NBA and WNBA broadcasts for ESPNRadio.

Followill came to the Mavericks after having worked for seven years at KTCK in Dallas, where he co-hosted a nightly talk show, served as sports anchor for the afternoon drivetime's show The Hardline and hosted the Dallas Cowboys pre- and post-game shows from 1995 to 2000. Followill also served as the play-by-play voice for SMU football in 1999 and 2000 on KTCK.

Prior to working at KTCK, Followill worked at the Texas State News Network, KTOK in Oklahoma City and KDNT in Denton, Texas. Followill attended North Texas from 1989 to 1992 where he worked at the campus radio station, KNTU.

Along with Brad Davis, Followill won awards from the Texas Associated Press Broadcasters for the state's best play-by-play broadcast in 2004 and 2005 and received a Katie Award from the Press Club of Dallas in 2002 for Best Play-by-Play Sportscast.

DEREK HARPER // TELEVISION ANALYST



Derek Harper begins his first full season as the Mavericks television analyst. Harper is no stranger to the Mavericks broadcast after anchoring Mavericks' pre and post games shows for the TXA-21 in Dallas/Fort Worth, as well as working as a weekend sports anchor with the station since 2005.

Harper played 16 seasons in the NBA with the Mavericks, Knicks, Magic and Lakers.

Harper was originally selected by the Mavericks with their top pick (11th overall) in the 1983 NBA Draft. He led the Mavericks to the Playoffs six times, including the franchise's first-ever trip to the Western Conference Finals in 1988. He played in all 82 games four times and competed in 75 or more games in nine of his 12 seasons in Dallas.

To this day, Harper remains one of the most decorated Mavericks of all time and is still the franchise's leader in assists (5,111) and steals (1,551). Harper also ranks in the Top 10 in 13 other statistical categories, including points, field goals, three-point field goals, free throws, minutes and games.

Harper was born on Oct. 13, 1961 in Elberton, Ga., and has four children, Darius, Danielle, Dana and Daria. He resides in Dallas.

JEFF "SKIN" WADE // TELEVISION ANALYST



Jeff "Skin" Wade is in his third full season as Mavericks analyst after joining the broadcast midway through the 2008-09 season. He brings a quirky personality and strong basketball knowledge, and is also a big part of the interactive components of the home game telecasts.

Skin can be heard weekdays from 9 am to 12 pm on 103.3 FM ESPN as half of the Ben and Skin Show, which he co-hosts with Ben Rogers. Good friends since high school, Ben and Skin came up through the DFW media ranks due in large part to their Mavericks Postgame duties for KTCK, starting back in the 2002-03 season.

Skin was born and raised in the Metroplex and holds a B.A. in Radio/TV/Film from the University of North Texas. He's obsessed with hoops, old-school hip-hop, art flicks and his wife Tricia, and their two kids, Maya and Desmond.



CHUCK COOPERSTEIN // RADIO PLAY-BY-PLAY



Chuck Cooperstein is in his seventh season as the radio play-by-play voice of the Mavericks on ESPN 103.3 FM. Cooperstein has been a regular on the Dallas/Fort Worth sports scene since 1984 and has been an anchor on ESPN 103.3 FM since the station's inception in 2001. He also co-hosts the "Coop and Nate" show with former Dallas Cowboys Pro Bowl guard Nate Newton weekday afternoons.

Cooperstein's extensive sports broadcasting background includes play-by-play stints with TCU and the University of Texas football, as well as TCU, Texas A&M and SMU basketball. He has broadcast CBS Westwood One NCAA basketball games since 1991 and CBS/Westwood One college football games since 1995, while serving as the host of Westwood One's NCAA Football Insider. He has also hosted the Dallas Cowboys pregame shows. In addition, he has received a Katie Award for his play-by-play expertise from the Dallas Press Club.

The New York City native has a bachelor of science in broadcasting from the University of Florida. He and his wife, Karen, were married in August 2010. They have one son, Jeffrey, who is 15 years old.

VICTOR VILLALBA // SPANISH RADIO PLAY-BY-PLAY



Victor Villalba enters his seventh season as the Mavericks Spanish play-by-play announcer and can be heard on Univision Radio 1270 AM, "La Voz del Pueblo," along with weekly call-in programming during the regular season. During his tenure with the perennial contender of the NBA, Villalba has been a part of the NBA's Read to Achieve initiative along with being part of the club's Speakers Bureau, engaging students in schools throughout Dallas/Ft. Worth.

After he arrived in DFW as an assignment editor in the Univision newsroom, his first call to the microphone came in 1996 as the Spanish color analyst for the Dallas Cowboys, and by the 1997 season he was also producing and hosting television programming. In 2002 Villalba's role expanded to include play-by-play duties, executive producing of television and radio properties, and affiliate relations for the expanding networks of the silver and blue with stations

in the U.S. and Mexico. In 2010 a Time Warner Cable association with Fox Sports Southwest added Texas Rangers play-by-play to his busy schedule, working these games alongside former Ranger and Chicago Cub pitcher Jose Guzman.

Villalba, a resident of Coppell, Texas, and his wife Olga, have two daughters, Katia Michelle and Kristina Marie. He graduated from Texas Tech University with a degree in finance and received an MBA from the Instituto Tecnológico y de Estudios Superiores de Monterrey.

MAVERICKS BROADCAST



CLAY ARMSTRONG
Mavericks TV



ERIC DELLEY
Mavericks TV



DAVE KEENEY
Mavericks TV

MAVERICKS TRAVELING MEDIA



EDDIE SEFKO
Beat Writer
Dallas Morning News



EARL K. SNEED
Beat Writer
Mavs.com



JEFF CAPLAN
Beat Writer
ESPNDallas.com



TIM MACMAHON
Beat Writer
ESPNDallas.com



DWAIN PRICE
Beat Writer
Fort Worth Star-Telegram



DECEMBER

Date	Opponent	Time	TV	DAL	OPP
Sun. Dec. 25	Miami	1:30	ABC	_____	_____
Mon. Dec. 26	Denver	7:30	FSSW	_____	_____
Thu. Dec. 29	@ Oklahoma City	7:00	TNT	_____	_____
Fri. Dec. 30	Toronto	7:30	FSSW	_____	_____

JANUARY

Date	Opponent	Time	TV	DAL	OPP
Sun. Jan. 1	@ Minnesota	6:00	FSSW	_____	_____
Mon. Jan. 2	Oklahoma City	7:30	FSSW/NBA	_____	_____
Wed. Jan. 4	Phoenix	7:30	FSSW	_____	_____
Thu. Jan. 5	@ San Antonio	7:30	FSSW	_____	_____
Sat. Jan. 7	New Orleans	8:00	FSSW	_____	_____
Tue. Jan. 10	@ Detroit	6:30	FSSW	_____	_____
Wed. Jan. 11	@ Boston	7:00	FSSW/ESPN	_____	_____
Fri. Jan. 13	Milwaukee	7:30	FSSW	_____	_____
Sat. Jan. 14	Sacramento	8:00	FSSW	_____	_____
Mon. Jan. 16	@ L.A. Lakers	9:30	TNT	_____	_____
Wed. Jan. 18	@ L.A. Clippers	8:30	FSSW/ESPN	_____	_____
Thu. Jan. 19	@ Utah	8:30	TNT	_____	_____
Sat. Jan. 21	@ New Orleans	7:00	FSSW	_____	_____
Mon. Jan. 23	Phoenix	7:30	FSSW	_____	_____
Wed. Jan. 25	Minnesota	7:30	FSSW	_____	_____
Fri. Jan. 27	Utah	7:30	FSSW	_____	_____
Sun. Jan. 29	San Antonio	5:30	FSSW/ESPN	_____	_____
Mon. Jan. 30	@ Phoenix	8:00	FSSW	_____	_____

FEBRUARY

Date	Opponent	Time	TV	DAL	OPP
Wed. Feb. 1	Oklahoma City	7:00	FSSW/ESPN	_____	_____
Fri. Feb. 3	Indiana	7:30	FSSW	_____	_____
Sat. Feb. 4	@ Cleveland	6:30	FSSW	_____	_____
Wed. Feb. 8	@ Denver	8:00	FSSW	_____	_____
Fri. Feb. 10	@ Minnesota	7:00	FSSW	_____	_____
Sat. Feb. 11	Portland	7:30	FSSW	_____	_____
Mon. Feb. 13	L.A. Clippers	7:30	FSSW	_____	_____
Wed. Feb. 15	Denver	7:30	FSSW	_____	_____
Fri. Feb. 17	@ Philadelphia	8:00	FSSW	_____	_____
Sun. Feb. 19	@ New York	12:00	ABC	_____	_____
Mon. Feb. 20	Boston	7:00	TNT	_____	_____
Wed. Feb. 22	L.A. Lakers	8:30	FSSW/ESPN	_____	_____
All-Star Weekend					
Amway Center, Orlando					
Feb. 24-26					
Tue. Feb. 28	New Jersey	7:30	FSSW	_____	_____
Wed. Feb. 29	@ Memphis	7:00	FSSW	_____	_____

MARCH

Date	Opponent	Time	TV	DAL	OPP
Fri. Mar. 2	@ New Orleans	7:00	FSSW	_____	_____
Sat. Mar. 3	Utah	7:30	FSSW	_____	_____
Mon. Mar. 5	@ Oklahoma City	7:00	FSSW/NBA	_____	_____
Tue. Mar. 6	New York	7:30	FSSW	_____	_____
Thu. Mar. 8	@ Phoenix	9:30	TNT	_____	_____
Fri. Mar. 9	@ Sacramento	9:00	FSSW/NBA	_____	_____
Sat. Mar. 10	@ Golden State	9:30	FSSW/NBA	_____	_____
Tue. Mar. 13	Washington	7:30	FSSW	_____	_____
Thu. Mar. 15	Charlotte	7:30	FSSW	_____	_____
Sat. Mar. 17	San Antonio	8:00	FSSW/NBA	_____	_____
Mon. Mar. 19	@ Denver	9:30	TNT	_____	_____
Wed. Mar. 21	L.A. Lakers	8:30	FSSW/ESPN	_____	_____
Fri. Mar. 23	@ San Antonio	7:30	FSSW	_____	_____
Sat. Mar. 24	@ Houston	7:00	FSSW/NBA	_____	_____
Tue. Mar. 27	Houston	7:30	FSSW	_____	_____
Thu. Mar. 29	@ Miami	7:00	TNT	_____	_____
Fri. Mar. 30	@ Orlando	7:00	FSSW/ESPN	_____	_____

APRIL

Date	Opponent	Time	TV	DAL	OPP
Mon. Apr. 2	L.A. Clippers	7:30	FSSW	_____	_____
Wed. Apr. 4	Memphis	7:30	FSSW	_____	_____
Fri. Apr. 6	Portland	7:30	FSSW	_____	_____
Sat. Apr. 7	@ Memphis	7:00	FSSW	_____	_____
Tue. Apr. 10	Sacramento	7:30	FSSW	_____	_____
Thu. Apr. 12	@ Golden State	9:30	TNT	_____	_____
Fri. Apr. 13	@ Portland	9:30	FSSW/ESPN	_____	_____
Sun. Apr. 15	@ L.A. Lakers	2:30	ABC	_____	_____
Mon. Apr. 16	@ Utah	8:00	FSSW	_____	_____
Wed. Apr. 18	Houston	7:30	FSSW	_____	_____
Fri. Apr. 20	Golden State	7:30	FSSW	_____	_____
Sat. Apr. 21	@ Chicago	7:00	FSSW/ESPN	_____	_____
Thu. Apr. 26	@ Atlanta	7:00	FSSW	_____	_____

All times listed are Dallas time and are subject to change.

TXA is TXA21 in Dallas
 FSSW is FOX Sports Southwest
 NBA is NBATV
 National broadcasts are on ESPN/TNT/ABC