



PRICE \$1.00



**DENVER
ROCKETS**

1969 | 1970




FROM THE SPORTS LIBRARY OF
RETROSEASONS  **com**

www.retroseasons.com/library/

TABLE OF CONTENTS

Page 2	Executives and Staff
Page 6	Coach Belmont
Page 8	Club Directory
Page 9	1969-70 Prospects
Page 10	1969-70 Roster
Page 11	Player Profiles
Page 23	Rockets Statistics
Page 25	ABA Statistics
Page 27	Rockets and ABA Records
Page 31	ABA Directory
Page 32	Press, Radio and TV


1969-70 Rockets Press Book published by
William B. Gullion, Director of Public
Relations, Denver Rockets, 3201 Ringsby
Court, Denver, Colorado 80216.



J. W. (BILL) RINGSBY—CHAIRMAN OF THE BOARD

J. W. (Bill) Ringsby's dynamic leadership has created one of the soundest franchises in the American Basketball Association. Recognizing a need to fill a basketball void created by the dwindling success of AAU and college cage sources in Denver, the Rockets' Board Chairman assumed the obligations and responsibilities of one of the ABA's 11 original franchises . . . a considerable risk . . . in June, 1967.

Instrumental in the league's growth, Ringsby was the ABA president in 1968-69 and is currently the association's treasurer. A knowledgeable businessman, J. W. developed the Ringsby System into a transcontinental trucking operation of national prominence from a one-truck company forty years ago.



J. W. (Bill) Ringsby

D. W. Ringsby

D. W. RINGSBY—PRESIDENT-GENERAL MANAGER

Don Ringsby wears two hats . . . one as president of the vast Ringsby System and the other as president and general manager of the Rockets. He has headed the basketball team since the Ringsby family purchased controlling interest in June, 1967.

Ringsby became general manager of the Rockets last Spring. Since then, he has negotiated a contract with Olympic Superstar Spencer Haywood a maneuver that has made Denver a contender for 1969-70 ABA champion.

A graduate of the University of Colorado, Don, 30, and his wife Karen have two children, both boys.

GARY RINGSBY

VICE PRESIDENT-SECRETARY

An executive trainee in the Ringsby System, Gary has been one of the sole owners of the Denver franchise since the family gained control in June, 1967.

The former president and general manager of Grand Canyon Caverns in Mosaur City, Arizona, Gary also maintained business interests in Fort Lerdale, Florida, until he recently joined the Ringsby Corporation.

An avid sportsman, Gary is a graduate of the University of Colorado. Ringsby, 32, and his wife Linda have two daughters and currently make their home in Denver.



Gary Ringsby



Gail Crawford

GAIL CRAWFORD

VICE PRESIDENT-TREASURER

Gail Crawford is the former president of the Ringsby System and the current head of the newly acquired United Buckingham operation. He provides the Rockets with business experience and knowledge acquired from 35 years association with the trucking industry.

A key man in the Ringsby operation, Crawford has played a significant role in guiding the multi-state trucking company into a leading position in the motor transport industry. He is currently laying the groundwork for a Ringsby-United Buckingham merger.

Crawford and his wife LaVerne are parents of three married children. They make their home in Denver, Colorado.

Klone was named Operations Manager on May 14 after a two-year tenure with the Rockets as Business Manager. Besides the club's business affairs, his new duties will also include tickets and related sales and supervision of the team's public relations and publicity.

The Rockets new Operations Manager was employed by the Denver Chicago Truck Lines for 16 years as disbursements manager. He also managed the business affairs for the D-C Truckers in the defunct NIBL for eight years. He joined the Rockets during their early organization days in 1967.

Klone, 48, and his wife Dorothy have two children, a boy and a girl. Del also has a son, Larry, who was recently discharged from the Marine Corps.

**Del Klone****Bill Gullion****BILL GULLION****PUBLIC RELATIONS DIRECTOR**

Another Rockets staff member experienced in the basketball wars, Gullion joined the club in July after a five-year tenure at the University of Denver as Director of Sports Information.

The son of a widely-known sports figure, Blair Gullion, who was Basketball Coach at Washington University in St. Louis, Missouri, at the time of his death in January, 1959, Gullion was a member of Bear c teams from 1953 through 1957 and served as Athletic Publicity Director at his alma mater for two years after his graduation.

Gullion served as Publication Editor for the Rawlings Sporting Goods Company and as Commercial Manager of the St. Louis Public Service Company before he joined the staff at DU. He and his wife Carol have two sons.

One of the American Basketball Association's top trainers, Lloyd Williams is one of the original Rockets. He joined the club in 1967 after a seven-year tenure as head trainer at the University of Colorado.

A 1958 graduate of the University of Colorado, Williams served as trainer for the United States Winter Olympic team at Innsbruck, Austria, 1964.

Lloyd and his wife Patricia live in Arvada, Colorado. They have two children, a boy and a girl.



Lloyd Williams

Jean Oller

JEAN OLLER**SECRETARY**

Jeanie has been with the Rockets organization since December, 1968. Her many responsibilities have made her one of the most important members of the organization. She assumed her current duties after a six-year tenure as a secretary for the Ringsby, Red Ball and D-C Trucking firms.

A 1961 graduate of Adams City High School, Jeanie was a cheerleader for years. She and her husband Joe, currently associated with United Bucking-Truck Line, have three children, two boys and a girl.

The Denver Rockets reached into its own organization when it selected Joe Belmont to replace John McLendon as coach. The new mentor was the club's marketing director until the afternoon of Tuesday, December 9, when the changeover was made.

Belmont must rank as one of the top basketball minds in the American Basketball Association. He has been associated with the League since its founding as a referee and scout.

Born and raised in Philadelphia, Pennsylvania, Belmont grew up in a basketball 'hotbed.' An all-city performer and the city's leading scorer in 1951-52, the 35-year old mentor played high school ball with and against the likes of Guy Rodgers, Hal Lear, Tom Gola, Paul Arizin and Jackie Moore.

As a star high school cager, Belmont received more than 50 scholarship offers from major universities including all the Philadelphia colleges, Illinois and Northwestern. He took an offer from Duke University and went on to enjoy a productive four-year collegiate career, gaining All-America honors in 1955-56. The Blue Devils won the 1954-55 Dixie Classic and represented the Atlantic Coast Conference in the '54-'55 NCAA Tournament.

Joe was a high draft choice of his hometown Philadelphia (NBA) Warriors in 1956. He turned down an attractive offer by General Manager Eddie Gottlieb and took a shot at coaching as freshman mentor at his alma mater Duke.

Belmont worked with the Blue Devil frosh in 1956-57 and was then induced by D-C Truckers coach Johnny Dee to give National Industrial Basketball League play an opportunity. Joe migrated to Denver and has never left.

As a Trucker, Belmont was one of the top guards in the NIBL. His best season was his last. In 1961-62, he gained all-league and AAU All-America honors. He retired at the end of the campaign and began a career as a referee.

Belmont joined the officiating staff of the American Basketball Association when it was formed in 1967. He quickly became one of the ABA's top referees, working the first All-Star game in Indianapolis, Indiana, and four of the seven championship series games between New Orleans and Pittsburgh including the title determining contest.

The new Denver mentor joined the Rockets staff in November, 1968, as Director of Marketing and Chief Scout. His work in player talent analysis has been instrumental in the development of current personnel on the team's roster.

General Manager Don Ringsby picked Belmont to serve as acting coach but indicated "he could have the job, if he can win."

"Denver has the talent to be 'big' winners," states Belmont. "I plan to insert an exciting brand of play . . . one that will find us running and shooting with greater frequency. It's going to be our goal to score between 115 and 125 points a game."

Belmont continued.

"This is the greatest opportunity of my life and I plan to make the most of it."

The popular Belmont, a fiery performer when he played with the D-C Truckers, could once again be the man of the hour in the Mile High City if he can bring winning basketball back to Denver cage fans.

JOE BELMONT

COACH



BOARD OF DIRECTORS

J. W. (Bill) Ringsby, *Chairman of the Board*

Jack Ashton	Del Klone
Gail H. Crawford	Donald W. Ringsby
Jack Grunwald	Gary Ringsby
Dwight Johnson	Larry Varnell

<i>President</i>	Donald W. Ringsby
<i>Vice-President and Secretary</i>	Gary Ringsby
<i>Vice-President and Treasurer</i>	Gail H. Crawford
<i>General Manager</i>	Donald W. Ringsby
<i>Operations Manager</i>	Del Klone
<i>Coach</i>	Joe Belmont
<i>Public Relations and Promotions Director</i>	Bill Gull
<i>Trainer</i>	Lloyd William
<i>Team Physician</i>	Dr. Dave Garland
<i>Secretary</i>	Jean Oller

GAME INFORMATION

Sites: Auditorium-Arena (6841) and the Coliseum (10,000)

Starting Times: 7:30 p.m., weekdays; 7:00 p.m. on Sundays before January 18, and 3 p.m. for Sundays on January 18 and after.

Ticket Prices: \$4, \$3 and \$2.

Ticket Agency: Harry Fowler, Inc. (303)-255-7337.

Press Passes: Contact Bill Gullion, Director of Public Relations, 24 hours prior to game time. Passes will be provided for accredited press personnel only. **WOMEN AND CHILDREN ARE NOT PERMITTED ON PRESS ROW.**

Optimism reigns high in the Denver camp. The Rockets are looking forward to an improved Western Division standing and a run at the 1969-70 American Basketball Association title.

It won't be an easy road to hoe. First-year coach Joe Belmont's young squad might take sometime to materialize. It is highly probable the Rockets will start slowly with 21 of their first 28 games on the road. It is also a strong possibility that Denver will finish with a rush with ten of its last 11 regular season engagements at home.

Denver built a foundation for championship contention with the signing of Olympic cager Spencer Haywood in late August. A potential superstar, the 6-9 Haywood led the collegiate ranks in rebounding and was fourth in scoring while earning All-America honors at the University of Detroit last winter.

The talented Haywood is joined on the center corps by 6-9, veteran Byron Beck, the ABA's seventh leading rebounder in 1968-69; and by 6-10 rookie Julius Keye, an NAIA All-America from Alcorn A&M.

Belmont will also suit up several big bodies at forward. They are 6-8 Walt Piatkowski, an ABA Rookie All-Star in '68-'69; 6-8 Greg Wittman, a surprising newcomer from Western Carolina; 6-8 Ben Warley, a nine-year pro veteran; and 6-5 Julian Hammond, the league's career leader in 2-pt. percent-shooting.

Two-time, ABA, All-Star Larry Jones heads a Rocket's backcourt made up of three veterans and a rookie. Jones is one of pro basketball's best. Last season, he became the first player in American Basketball Association history to score more than 2000 points with 2133 tallies for a 28.4 ppg average.

The other Rocket's backcourters are 6-2 Lonnie Wright, potentially one of the best guards in the league; and 6-1 Jeff Congdon, the best ballhandler on the club.

Denver will be involved in a five way battle for Western Division honors. Washington, with 6-7 Rick Barry and 6-2 Warren Armstrong, stands out as the logical favorite, but improved Rockets, Los Angeles and Dallas fivesomes and New Orleans, with the Jones boys, make formidable challengers.


The Eastern Division appears to be a dogfight between the Indiana Pacers and the Miami Floridians with Pittsburgh standing back in a dark-horse role. New York and Carolina are undergoing rebuilding programs, will have their say in the final ABA standings.

It's a long road for any team that hopes to win the 1969-70 ABA championship. It's difficult to predict a winner. In Denver's case, if injuries are held to a minimum and if all players perform up to their ability, the Rockets are as likely candidates as any team in the league to dislodge the Washington Capitols as champions of the American Basketball Association.

1969-70 ROCKETS ROSTER

No.	Player	POS.	HGT.	WGT.	AGE	EXP.	College
40	BECK, Byron	C-F	6-9	235	24	2	University of Denver
23	CONGDON, Jeff	G	6-1	180	25	2	Brigham Young University
22	HAMMOND, Julian	F	6-5	205	26	2	Tulsa University
24	HAYWOOD, Spencer ..	C-F	6-9	225	20	R	University of Detroit
32	JONES, Larry	G	6-3	180	27	5	University of Toledo
50	KEYE, Julius	C	6-10	215	22	R	Alcorn A&M
34	PIATKOWSKI, Walt ..	F	6-8	230	24	1	Bowling Green University
44	WARLEY, Ben	F	6-8	205	31	9	Tennessee State
54	WITTMAN, Greg	F	6-8	200	22	R	Western Carolina University
42	WRIGHT, Lonnie	G	6-2	205	24	2	Colorado State University

**PLAYER
PROFILES**



BYRON BECK**CENTER-FORWARD****6-9, 225 pounds, 24 years old, married, Ellensburg, Washington**


One of the American Basketball Association's top rebounders. Was seventh in ABA last winter with 779 retrieves for an 11 per game average. Finished as Rockets second leading rebounder in 1967-68 with 7.8 grabs a contest

Beck possesses one of the deadliest hook shots in the ABA. Mixed it with an accurate jump shot to hit 50.1% of his field goal attempts in 1966-69 and 46.7% of his efforts from the floor in 1967-68.

Made the American Basketball Association, 1968, All-Rookie, second team and was a starter for the West team in the 1969 All-Star game at Louisville, Kentucky.

Came to the Rockets from the University of Denver where he averaged 15.4 points and 10.5 rebounds per game during the 1965-66 and 1966-67 seasons.

A 1967 AAU All-America, Beck will probably be used in a high-low post pattern with rookie Spencer Haywood . . . forming one of the most dangerous inside 1-2 attacks in the ABA.

**Byron Beck's College Career Statistics At The University of Denver**

year	gms	fg-fga	pct.	ft-fa	pct.	rebs	pts	pts	avg.
1965-66	25	171-307	.557	77-115	.669	295	90	419	16.8
1966-67	24	141-256	.551	52-74	.703	219	87	334	13.9
CAREER	49	312-563	.554	129-189	.683	514	177	753	15.4

Byron Beck's Statistics In The American Basketball Association

year	gms	2-pt. fg-fga	pct.	3-pt. fg-fga	pct.	ft-fa	pct.	rebs	pts	avg.
1967-68	71	275-568	.467	0-2	.000	119-159	.748	559	669	9.4
1968-69	71	421-840	.501	2-3	.667	182-238	.765	779	1030	16.4
TOTAL	142	696-1408	.494	2-5	.400	301-397	.758	1338	1699	12.0

Byron Beck's Playoff Stats In American Basketball Association

year	gms	2-pt. fg-fga	pct.	3-pt. fg-fga	pct.	ft-fa	pct.	rebs	pts	avg.
1967-68	5	23-50	.460	0-0	.000	11-15	.733	55	62	12.4
1968-69	7	48-94	.511	0-1	.000	14-17	.824	63	110	15.7
TOTAL	12	71-144	.493	0-1	.000	25-32	.781	118	172	14.3


JEFF CONGDON**GUARD****6-1, 180, 25 years old, married, Garden Grove, California**

A favorite with the Denver fans, Congdon is one of the top ball handling guards in the American Basketball Association. The 6-1, veteran keeps the team on the move when he's in the ball game. A sharp passer, Jeff totaled 15 assists last winter.

One of Brigham Young's greatest players, Congdon led the Cougars to the 1966 NIT championships, averaging 16 points a contest. He also played for the 1964-65 BYU team that won the Western Athletic Conference championship and was eliminated in the NCAA Western Regionals.

Congdon was All-CIF, All-County and his teams MVP for two years at Bolsa Grande high school in Garden Grove, California.

"I expect Jeff to see lots of service with us this coming season", states coach Belmont. "He's the type of guard who keeps the ball moving when he's in the lineup. Jeff should be a real asset to the 1969-70 Rocket squad."

**Jeff Congdon's College Career Statistics at Brigham Young University**

year	gms	fg-fga	pct.	ft-fa	pct.	rebs	pfs	pts	avg.
1963-64	25	53-126	.421	21-35	.600	43	49	127	5.1
1964-65	20	43-105	.410	16-21	.762	42	37	102	5.2
1965-66	24	152-329	.462	78-108	.723	84	49	382	16.0
CAREER	69	248-560	.443	115-164	.701	169	135	611	8.9

Jeff Congdon's Statistics In The American Basketball Association

year	gms	2-pt. fg-fga	pct.	3-pt. fg-fga	pct.	ft-fa	pct.	rebs	tps	avg.
1967-68	64	137-350	.391	13-54	.241	49-64	.766	106	362	5.7*
1968-69	59	102-246	.414	5-31	.161	69-85	.812	93	288	4.9
TOTAL	123	239-596	.401	18-85	.212	118-149	.792	199	650	5.3

*came to Denver from Anaheim for Willis Thomas. Played 41 games with Rockets.

Jeff Congdon's Playoff Stats In American Basketball Association

year	gms	2-pt. fg-fga	pct.	3-pt. fg-fga	pct.	ft-fa	pct.	rebs	pts	avg.
1967-68	3	5-13	.385	2-8	.250	3-7	.427	4	19	3.2
1968-69	7	20-40	.500	0-2	.000	22-22	1.000	16	62	8.7
TOTAL	10	25-53	.472	2-10	.200	25-29	.862	20	81	8.1

JULIAN HAMMOND

FORWARD


6-5, 215, 26 years old, single, Chicago, Illinois

One of the better 6-5 frontliners in the league, Hammond is a strong rebounder and rates out as one of the better inside shooters in the ABA. Julian currently holds the league career shooting mark with a 55.2% for 2-pt. attempts. He was second in the league with a 54.7% last winter.

Hammond signed with the Rockets as a free agent in 1967. The 6-5, 215 pounder played two years of college basketball at Tulsa University where he was All-Missouri Valley and led the nation in field goal accuracy with a 65.9% in 1965-66.

As a rookie in '67-'68, Julian averaged 8 points and 4.4 rebounds a contest. He upped these figures to 10.6 and 7.7 last season.

Belmont likes Hammond's desire and hustle. He believes Julie has the potential to develop into one of the best forwards in the league with further experience.



Julian Hammond's College Career Statistics at Tulsa University

year	gms	fg-fga	pct.	ft-fga	pct.	rebs	pfs	tps	avg.
1964-65	23	58-106	.547	41-76	.539	139	37	157	6.8
1965-66	29	172-261	.659	132-202	.659	256	72	476	16.4
CAREER	52	230-367	.626	173-278	.622	395	109	633	12.2

Julian Hammond's Statistics In The American Basketball Association

year	gms.	2-pt. fg-fga	pct.	3-pt. fg-fga	pct.	ft-fga	pct.	rebs	pts	avg.
1967-68	74	224-458	.489	0-0	.000	143-209	.684	327	591	8.0
1968-69	78	329-601	.547	0-0	.000	165-253	.652	600	823	10.6
TOTAL	152	553-1059	.522	0-0	.000	308-462	.667	927	1414	9.3

Julian Hammond's Playoff Stats In The American Basketball Association

year	gms.	2-pt. fg-fga	pct.	3-pt. fg-fga	pct.	ft-fga	pct.	rebs	pts	avg.
1967-68	5	22-38	.579	0-0	.000	16-24	.667	28	60	12.0
1968-69	7	33-64	.515	0-0	.000	25-33	.758	50	91	13.0
TOTAL	12	55-102	.539	0-0	.000	41-57	.719	78	151	12.6

SPENCER HAYWOOD

CENTER

6-9, 225 pounds, single, Detroit, Michigan

A potential superstar, Haywood signed a contract to play professional basketball on August 23, 1969. It is likely his signature on the dotted line will make Denver an ABA contender for many seasons to come.


A highly sought after high school All-America, Haywood played one season of basketball at Trinidad (Colo.) Junior College in 1967-68. The 6-9 post man led his mates to a 27-4 won-lost record, averaging 27.1 ppg and topped the JUCO ranks in rebounding with 23.3 retrieves a contest.

As a Junior College All-America, Haywood was selected to the JUCO squad in the 1968 Olympic Trials at Albuquerque, New Mexico. His strong performances earned him a position on the U.S. team that was scheduled to compete in the 19th Summer Games in Mexico City.

As a virtually unknown 19-year-old and the youngest player to ever make the U.S. team, Haywood sparked his mates to nine consecutive wins and a Gold Medal with his savage rebounding and timely scoring.

After the Olympics, Haywood returned to his home town and entered the University of Detroit. He made everyone's 1968-69 All-America teams by leading the nation in rebounding with a 21.5 average and by finishing fourth in scoring with 31.8 points per contest.

Haywood must be considered a strong candidate for 1969-70, ABA, 'Rookie of the Year' honors. It is highly probable that he'll challenge Inna's Mel Daniels as the number one pivotman in the American Basketball Association.



Spencer Haywood's College Career Statistics at the University of Detroit

year	gms	fg-fga	pct.	ft-fta	pct.	rebs	pfs	pts	avg.
1968-69	24	288-508	.567	195-254	.753	530	62	771	32.2

LARRY JONES


GUARD

6-3, 180 pounds, 27 years old, single, Columbus, Ohio

Jones has made the All-ABA team in both 1967-68 and 1968-69. He is the league's career scoring leader with 3875 points in 151 games for a 25.6 ppg average. The 6-3 guard is also the first American Basketball Association performer to surpass the 2,000 point figure in a season.

A two-time member of the West squad in the annual All-Star game, Jones set an ABA record by scoring 30 or more points in 23 consecutive games last season. One of the deadliest outside shooters in the league, the Rockets backcourter has a career, 2-point field goal, shooting percentage of 45.9.

As an All-Mid America Conference performer, Jones earned national prominence at the University of Toledo from 1960 through 1964 by scoring 1315 points in 63 college outings for a 20.9 career average. The former Columbus, Ohio, high school cager then had tryouts with Philadelphia and Baltimore of the NBA before making good with the Rockets.



Larry Jones' College Career Statistics at the University of Toledo

year	gms	fg-fga	pct.	ft-fa	pct.	rebs	pfs	tps	avg.
1960-61	23	153-337	.454	117-161	.727	226	76	423	18.3
1961-62	24	171-396	.432	166-216	.769	210	64	508	21.1
1962-63	1	13-23	.565	9-12	.750	8	2	35	35.0
1963-64	15	134-266	.504	81-107	.757	120	39	349	23.3
CAREER	63	471-1022	.461	373-496	.752	564	181	1315	20.9

Larry Jones' Statistics in Professional Basketball (NBA and ABA)

team	year	gms	2-pt. fg-fga	pct.	3-pt. fg-fga	pct.	ft-fa	pct.	rebs	tps	avg.
Phil-NBA	64-65	23	47-153	.307	37-52	.712	57	131	5.7
Den-ABA	67-68	76	594-1367	.435	8-42	.191	530-683	.777	559	1742	22.9
Den-ABA	68-69	75	735-1531	.480	24-100	.240	591-760	.778	493	2133	28.4
TOTALS	3-yrs	174	1376-3051	.451	32-142	.225	1158-1495	.774	1009	4006	23.0

Larry Jones' Statistics in Pro Playoffs (NBA and ABA)

team	year	gms	2-pt. fg-fga	pct.	3-pt. fg-fga	pct.	ft-fa	pct.	rebs	tps	avg.
Phil-NBA	64-65	5	5-12	.417	7-11	.627	4	17	3.4
Den-ABA	67-68	1	12-20	.600	0-0	.000	5-8	.625	4	29	29.0
Den-ABA	68-69	7	45-126	.357	3-8	.375	55-76	.724	54	154	22.0
TOTALS		13	62-158	.398	3-8	.375	67-95	.705	62	200	15.4

JULIUS KEYE

CENTER-FORWARD

6-10, 225 pounds, 23 years old, single, Marietta, Georgia

One of the brightest young prospects in the American Basketball Association. Keye was a 1967-68 future pick of the Rockets and the number three selection of the Boston Celtics of the National Basketball Association.

The 6-9, 225 pounder made excellent showing in the rookie tryout camp in mid-June and the pre-season preparations in late September and early October. He came up with an outstanding performance in the Rockets' All-Stars 72-75 setback to the Russian Nationals in the Auditorium-Arena on June 18.


Julius was a two-time NAIA All-America at Alcorn A&M, scoring 953 points in 56 collegiate appearances for a 17 points per game average. He also averaged 12.2 career rebounds per outing.

Keye played against Spencer Haywood as a member of the NAIA Olympic Trials team in April, 1968. He narrowly missed making the squad that took top honors in Mexico City the following Fall.

The new Rockets frontcourter led his Alcorn A&M mates to 51 wins in 56 games the last two winters, including a 26-1 overall record in 1968-69. His play was instrumental in two SWAC titles in '68 and '69 and the 1968 Grambling Tournament championship.

A transfer from South Carolina State College, Keye moved on to Alcorn A&M to play basketball for former Syracuse Nationals (NBA) star and A&M coach Bob Hopkins.

Coach Belmont is very high on Keye. He feels he has the potential to blossom into one of the top young players in the NBA. All he needs time and experience.



Julius Keye's College Career Statistics At Alcorn A&M College

year	gms	fg-fga	pct.	ft-fta	pct.	rebs	pfs	tps	avg.
1967-68	29	176-347	.507	69-119	.562	320	440	15.2
1968-69	27	217-414	.524	79-116	.681	365	513	19.0
CAREER	56	393-761	.516	148-235	.630	685	953	17.0

WALT PIATKOWSKI

FORWARD

6-8, 225 pounds, 24 years old, married, Toledo, Ohio


One of the better outside shooting forwards in the American Basketball Association. Topped the Rockets in 3-point field goals made with 27 and had the highest 3-point percentage with 32.9 last season.

Piatkowski was named to the ABA, Rookie, All-Star team in 1968-69. The 6-8 forward earned the spot by averaging 12.2 points per game during the regular season and 15.3 ppg in the playoffs.

A three-time, All-Mid America selection from 1965 through 1968, Walt topped the MAC in scoring in 1965-66 and finished second in both 1966-67 and 1967-68.

As an all-time great at Bowling Green University, Piatkowski scored 1577 points in 73 collegiate outings for a 21.6 ppg average. His 24 points a contest as a senior led the Falcons to the '68 Mid America Conference championship.

Belmont looks for Piatkowski's strong outside shooting to balance off the Rockets tough inside scoring attack.



Walt Piatkowski's College Career Statistics at Bowling Green University

year	gms	2-pt. fg-fga	pct.	3-pt. fg-fga	pct.	ft-fga	pct.	rebs	pfs	pts	avg.
1965-66	24	181-440	.411	80-104	.769	227		85	442	18.4	
1966-67	24	227-488	.465	80-108	.741	218		82	534	22.3	
1967-68	25	263-502	.524	75-92	.815	183		60	601	24.0	
CAREER	73	671-1430	.469	235-304	.773	628		227	1577	21.6	

Walt Piatkowski's Statistics in The American Basketball Association

year	gms	2-pt. fg-fga	pct.	3-pt. fg-fga	pct.	ft-fga	pct.	rebs	tps	avg.
1968-69	77	372-874	.426	27-82	.329	117-151	.775	363	942	12.2

Walt Piatkowski's Playoff Stats In The American Basketball Association


year	gms	2-pt. fg-fga	pct.	3-pt. fg-fga	pct.	ft-fga	pct.	rebs	tps	avg.
1968-69	7	47-102	.461	1-9	.111	10-11	.909	29	107	15.3

BEN WARLEY**FORWARD****6-8, 200 pounds, 31 years old, married, Los Angeles, Calif.**

A member of coach McLendon's NAIA championship teams at Tennessee State, Warley moved on with his college mentor to Cleveland where he played for AAU and American Basketball League titleholders.

Besides the Pipers, the 6-8 forward has also played one year with the Long Beach Chiefs of the ABL and four seasons with the Syracuse Nationals, the Philadelphia Warriors and the Baltimore Bullets of the National Basketball Association and two winters with the Anaheim Amigos and Los Angeles Stars of the American Basketball Association. It all means that Warley is currently in the midst of his ninth campaign of professional basketball.

Warley moved into the ABA in 1967-68 with the Anaheim Amigos where he averaged 17.4 ppg and set a league record with 16 straight field goals. He also earned a spot on the West team in the first All-Star game. Last season, the big forward played half a year with the Los Angeles Stars, scoring points at a 14 per contest pace.

**Ben Warley's College Career Statistics at Tennessee State University****NOT AVAILABLE****Ben Warley's Statistics in Professional Basketball (ABL, NBA and ABA)**

team	year	gms	2-pt fg-fga	pct.	3-pt fg-fga	pct.	ft-fta	pct.	tps	avg.
Cle-ABL	61-62	72	328-820	.400	10-26	.385	216-293	.737	902	12.5
L.B.-ABL	62-63	24	89-241	.369	23-82	.281	106-147	.721	353	14.7
Syr-NBA	62-63	26	50-111	.451	25-35	.714	125	4.8
Phil-NBA	63-64	79	215-494	.435	230-305	.754	650	8.2
Phil-NBA	64-65	65	94-253	.372	124-176	.704	312	4.8
Phil-										
Balt-NBA	65-66	57	116-284	.409	64-97	.664	296	5.2
Balt-NBA	66-67	62	125-312	.401	134-170	.788	384	6.2
Ana-ABA	67-68	71	383-819	.467	52-166	.313	313-389	.817	1235	17.4
LA-ABA	68-69	35	141-302	.467	31-121	.256	116-155	.748	491	14.0
TOTALS	8- yrs	471	1541-3636	.424	116-395	.294	1328-1767	.752	4748	10.1

Ben Warley's Statistics in Pro Playoffs (ABL, NBA and ABA)

team	year	gms	2-pt fg-fga	pct.	3-pt fg-fga	pct.	ft-fta	pct.	tps	avg.
Cle-ABL	61-62	5	10-27	.370	0-0	.000	5-7	.714	25	5.0
Syr-NBA	62-63	2	0-4	.000	2-4	.500	2	1.0
Phil-NBA	63-64	4	9-23	.391	10-15	.667	28	7.0
Phil-NBA	64-65	2	0-1	.000	0-0	.000	0	0.0
Balt-NBA	65-66	2	0-4	.000	1-1	1.000	1	0.5
TOTALS		15	19-59	.322	0-0	.000	18-27	.667	56	3.7

GREG WITTMAN

FORWARD

6-8, 210 pounds, 22 years old, married, Cullowhee, N. Carolina

One of several bright rookie prospects on the 1969-70 Rockets squad. A deadly outside shooter, Wittman should keep opponent's defenses from clogging up the middle with a deadly jump shot from 15 to 25 feet from the basket.

Virtually unknown outside the Atlantic Coastal area, Wittman played in the shadow of Western Carolina's Henry Logan, a current backcourt star with the Washington Capitols of the ABA.


A natural forward, Wittman played center at Western Carolina during his first three seasons. He moved outside his senior year and came up with his best campaign, averaging 21.5 points and 12.3 rebounds an outing.

During his four years at Western Carolina, Wittman never missed a game. He led the team in rebounding for four consecutive seasons and became the school's all-time rebound leader with 1354 retrieves in 110 games for a 12.3 average.

The new Rockets forward also totaled 1630 points in four seasons, averaging 14.8 points per game. This earned him NAIA honorable mention and District Six honors. He was also a three-time, All-Carolinas Conference performer.

Greg was an all-conference, all-district, all-state high school performer at Rockingham high school in Rockingham, North Carolina. He was recruited and played for Western Carolina coach Jim Gudger, the current cage mentor at East Texas State.

Coach Belmont considers Greg to be an extremely valuable player. He rates him out as a big forward who can shoot from outside and can still give the Rockets strong work on the boards.



Greg Wittman's College Career Statistics at Western Carolina University

year	gms	fg-fga	pct.	ft-fta	pct.	rebs	pfs	tps	avg.
1965-66	28	104-222	.468	36-48	.750	280	244	8.7
1966-67	28	176-359	.490	67-106	.632	320	421	15.0
1967-68	29	166-343	.484	97-140	.693	446	429	14.8
1968-69	25	201-433	.465	134-174	.770	308	536	21.5
CAREER	110	647-1357	.479	334-468	.714	1354	1630	14.8

LONNIE WRIGHT

GUARD

6-2, 205 pounds, 24 years old, married, Newark, New Jersey

An all-time great athlete at Colorado State University, Wright played two seasons of professional football with the Denver (AFL) Broncos before he joined the Rockets in January, 1968. Since then, he has contributed steady offensive play and 14 ppg to the Denver cause.

Tabbed by Newark sports writers as New Jersey's greatest, all-around, high school athlete of the past decade in 1962, Wright made AP and UPI All-America honorable mention while leading Colorado State University to NCAA Playoff berths in 1965 and 1966. He averaged nearly 18 ppg for Ram teams that won 46 and lost 23 in his three seasons of collegiate play.

The 6-2 guard averaged 9.8 ppg for the Rockets during his rookie season and ended as the team's second leading scorer in 1968-69 with a 16.4 ppg average, despite a severe eye injury that sidelined him for seven games and required a special protective mask at the end of the campaign.



Lonnie Wright's College Career Statistics at Colorado St. Univ.

year	gms	fg-fga	pct.	ft-fta	pct.	rebs	pfs	tps	avg.
1963-64	25	140-332	.422	73-105	.695	115	64	353	14.1
1964-65	22	168-364	.462	98-122	.803	134	59	434	19.7
1965-66	22	193-411	.470	73-101	.723	135	60	459	20.9
CAREER	69	501-1107	.452	244-328	.744	384	183	1246	17.9

Lonnie Wright's Statistics in the American Basketball Association

year	gms	2-pt. fg-fga	pct.	3-pt. fg-fga	pct.	ft-fta	pct.	rebs	tps	avg.
1967-68	38	144-337	.427	2-9	.222	79-121	.653	96	373	9.8
1968-69	69	434-1003	.433	19-86	.221	205-276	.743	290	1130	16.4
CAREER	107	578-1340	.431	21-95	.221	284-397	.715	386	1503	14.0

Lonnie Wright's Playoff Stats In American Basketball Association

year	gms	2-pt. fg-fga	pct.	3-pt. fg-fga	pct.	ft-fta	pct.	rebs	tps	avg.
1967-68	5	12-46	.261	1-4	.250	9-14	.643	13	36	7.2
1968-69	7	29-78	.372	2-8	.250	20-28	.714	37	84	12.0
CAREER	12	41-124	.331	3-12	.333	29-42	.690	50	120	10.0

REGULAR SEASON

Player	gp	mins	2-pt. fgm-fga	pct.	3-pt. fgm-fga	pct.	ftm-fta	pct.	reb	a	pst-d	tps	avg.
Jones	75	3042	735-1531	.480	24-100	.240	591-760	.778	493	258	273-3	2133	28.4
Wright	69	2538	434-1003	.433	19-86	.221	205-276	.743	290	175	250-2	1130	16.4
Beck	71	2289	421-840	.501	2-3	.667	182-238	.765	779	77	248-9	1030	14.5
Hightower	67	2318	311-760	.409	0-2	.000	311-426	.730	641	203	241-5	933	13.9
McGill	78	1760	411-745	.552	0-0	.000	180-264	.682	460	102	289-13	1002	12.8
Piatkowski	77	1819	372-874	.426	27-82	.329	117-151	.775	363	46	226-2	942	12.2
Verga	6	150	23-74	.311	1-3	.333	18-28	.643	21	11	16-0	67	11.2
Hammond	78	2335	329-601	.547	0-0	.000	165-253	.652	600	124	213-3	823	10.6
Tart	20	345	56-157	.357	0-2	.000	42-56	.750	51	44	40-1	154	7.7
Congdon	59	979	102-246	.414	5-31	.161	69-85	.812	93	135	104-1	288	4.9
Wilburn	37	409	72-181	.398	0-0	.000	30-57	.526	199	26	68-1	174	4.7
Bunce	23	225	22-59	.373	0-0	.000	49-70	.700	58	2	44-1	93	4.0
Simmons	17	252	21-57	.368	1-2	.500	20-29	.690	26	15	42-2	65	3.8
Fairchild	11	135	12-34	.353	0-0	.000	16-24	.667	18	9	8-1	40	3.6
Rogers	40	294	27-77	.351	0-3	.000	31-52	.596	47	16	51-1	85	2.1
Parks	2	5	0-1	.000	0-0	.000	0-0	.000	0	0	1-0	0	0.0
Totals	78	18895	3348-7240	.462	79-314	.252	2026-2769	.732	4117	1239	2102-45	8959	114.9
Opponents	78	18895	3097-6901	.449	172-537	.320	2132-3036	.702	4171	1193	2045-42	8842	113.4

PLAYOFFS

Player	gp	mins	2-pt. fgm-fga	pct.	3-pt. fgm-fga	pct.	ftm-fta	pct.	reb	a	pst-d	tps	avg.
Jones	7	282	45-126	.357	3-8	.375	55-76	.724	54	32	21-0	154	22.0
Beck	7	214	48-94	.511	0-1	.000	14-17	.824	63	9	23-0	110	15.7
Piatkowski	7	201	47-102	.461	1-9	.111	10-11	.909	29	6	32-1	107	15.3
Hammond	7	191	33-64	.515	0-0	.000	25-33	.758	50	4	26-1	91	13.0
Wright	7	224	29-78	.372	2-8	.250	20-28	.714	37	14	24-0	84	12.0
Hightower	7	187	52-63	.397	0-0	.000	34-45	.756	47	12	22-1	84	12-0
Congdon	7	183	20-40	.500	0-2	.000	22-22	1.000	16	34	21-0	62	8.9
McGill	7	96	19-39	.487	0-0	.000	9-10	.900	23	6	26-2	47	6.7
Wilburn	7	93	16-33	.484	0-0	.000	4-16	.250	32	5	21-0	36	5.1
Simmons	2	9	0-1	.000	0-0	.000	0-0	.000	0	0	1-0	0	0.0
Totals	7	1680	282-640	.441	6-26	.214	193-258	.748	351	122	217-5	777	110.7
Opponent:	7	1680	293-647	.453	1-10	.105	243-335	.725	412	116	204-4	884	119.3

GAME RESULTS

at New York	L 89-108	Los Angeles	W 120-102
* Kentucky	L 100-123	Dallas	W 111-88
Indiana	L 100-122	New York	W 124-103
Oakland	L 106-120	Los Angeles	L 120-128
Indiana	W 109-107*	at Indiana	L 122-131
Dallas	W 98-95	at Miami	L 97-108
Oakland	W 134-127	Indiana	W 131-128
Denver	W 105-89	New York	W 128-103
at Dallas	L 95-110	at Oakland	L 114-124
at Minnesota	W 126-121	at Oakland	W 119-105
at Kentucky	L 101-109	Minnesota	L 99-112
Oakland	L 114-125	at Indiana	L 109-125
at Dallas	W 115-109	at Minnesota	W 110-106
at Houston	W 126-107	at New York	W 119-115*
at New Orleans	L 128-131*	Miami	W 108-98
at Miami	W 129-122	Indiana	W 112-103
at Houston	L 106-108	New Orleans	W 105-94
New York	W 127-108	Oakland	L 116-118*
Minnesota	W 119-118	Miami	L 106-109
Miami	W 121-113	New Orleans	L 106-121
Dallas	L 101-107	at Houston	L 122-136
New Orleans	W 127-108	at Los Angeles	W 115-101
Los Angeles	W 113-110*	New Orleans	W 147-120
at Houston	W 111-102	Minnesota	W 126-120
Kentucky	W 116-95	Kentucky	W 123-114
* Los Angeles	L 119-124*	at Dallas	L 111-121
at New Orleans	W 122-96	Los Angeles	W 118-103
at New York	W 129-110	at Los Angeles	L 122-125*
Los Angeles	W 127-112	at Los Angeles	L 119-142
Dallas	W 102-92	Oakland	W 131-119
Houston	W 120-102	at Miami	W 123-119
Dallas	W 115-90	at Kentucky	L 106-131
at Minnesota	L 111-120	Houston	W 133-123
at Los Angeles	L 112-117	at Dallas	L 99-127
at Oakland	L 115-136	at Houston	L 115-124
at Oakland	L 105-108	at New Orleans	L 100-112
Houston	W 124-117	at Dallas	L 123-134
at New Orleans	W 112-107	Houston	W 121-99
at New Orleans	L 106-136	Kentucky	W 94-90

* Overtime

OVERALL RECORD: 44-34. HOME RECORD: 32-7. ROAD RECORD: 12-27. OVERTIME RECORD: 3-4. HOME ATTENDANCE: 167,770 for 39 games or 4301 per contest. ROAD ATTENDANCE: 92,160 in 39 games or 2,363 per contest. OVERALL ATTENDANCE: 259,930 in 78 games or 3,333 per contest.

PLAYOFF RESULTS

at Oakland	L 99-129	at Oakland	L 118-128
Oakland	W 122-119	Oakland	W 126-115
Oakland	L 99-121	at Oakland	L 102-115
Oakland	W 109-108		

OVERALL RECORD: 3-4. HOME RECORD: 2-1. ROAD RECORD: 1-3. OVERTIME RECORD: 0-0. HOME ATTENDANCE: 17,334 in three games or 5,778 per contest. ROAD ATTENDANCE: 12,217 in four games or 3,054 a contest. OVERALL ATTENDANCE: 29,551 in seven games or 4,222 a contest.

1968-69 FINAL STANDINGS

EASTERN	Ind	Mia	Ken	Min	NY	Oak	NO	Den	Dal	LA	Hou	W	L	Pct.	GA
Indiana	5-5	4-6	7-4	9-2	0-6	5-1	3-3	1-5	5-1	5-1	44	34	.564	...
Miami	5-5	5-6	5-5	9-2	1-5	4-2	2-4	4-2	4-2	4-2	43	35	.551	
Kentucky	6-4	6-5	6-5	7-3	0-6	2-4	3-3	4-2	4-2	4-2	42	36	.538	
Minnesota	4-7	5-5	5-6	8-2	1-5	2-4	2-4	3-3	2-4	4-2	36	42	.462	6
New York	2-9	2-9	3-7	2-8	0-6	1-5	1-5	1-5	3-3	2-4	17	61	.218	27

WESTERN	Ind	Mia	Ken	Min	NY	Oak	NO	Den	Dal	LA	Hou	W	L	Pct.	GA
Oakland	6-0	5-1	6-0	5-1	6-0	6-3	6-3	5-5	7-3	8-2	60	18	.769
N. Orleans	1-5	2-4	4-2	4-2	5-1	3-6	4-5	6-4	8-2	9-1	46	32	.590	14
DENVER	3-3	4-2	3-3	4-2	5-1	3-6	5-4	5-5	5-5	7-3	44	34	.564	16
Dallas	5-1	2-4	2-4	3-3	5-1	5-5	4-6	5-5	4-5	6-3	41	37	.526	19
LA	1-5	2-4	2-4	4-2	3-3	3-7	2-8	5-5	5-4	6-3	33	45	.423	27
Houston	1-5	2-4	2-4	2-4	4-2	2-8	1-9	3-7	3-6	3-6	23	55	.295	37

Eastern Division Playoffs—Indiana defeated Kentucky, 4 games to 3.
 Miami defeated Minnesota, 4 games to 3.
 Indiana defeated Miami, 4 games to 1.

Western Division Playoffs—Oakland defeated Denver, 4 games to 3.
 New Orleans defeated Dallas, 4 games to 3.
 Oakland defeated New Orleans, 4 games to 0.

Championship Series—Oakland defeated Indiana, 4 games to 1.

TEAM OFFENSE

team	gm	2fg	3fg	fts	tps	avg.
Oak.	78	3586	29	2210	9866	126.5
Ind.	78	3364	110	2273	9331	119.6
N.O.	78	3253	133	2148	9053	116.1
Miami	78	3377	29	2167	9008	115.5
DENVER	78	3348	79	2026	8959	114.9
L.A.	78	2990	218	2291	8925	114.4
Minn.	78	3039	281	1991	8914	114.3
Hou.	78	3050	129	2196	8683	111.2
Ky.	78	2845	335	1977	8672	111.2
Dallas	78	3090	95	2192	8657	111.0
N.Y.	78	3071	77	2090	8463	108.5

TEAM DEFENSE

team	gm	tfg	3fg	fts	tps	avg.
Ky.	78	3037	125	2210	8659	111.0
Dallas	78	3047	147	2193	8710	111.7
N.O.	78	3176	131	2042	8787	112.7
DENVER	78	3097	172	2132	8842	113.4
Minn.	78	3224	129	2069	8904	114.2
Miami	78	3145	171	2170	8975	115.1
Ind.	78	3215	141	2157	9010	115.5
Hou.	78	3249	106	2311	9127	117.0
N.Y.	78	3198	126	2369	9143	117.2
L.A.	78	3305	102	2247	9163	117.5
Oak.	78	3320	171	2058	9211	118.1

TEAM SHOOTING

2-POINT	Made	Att.	Pct.	3-POINT	Made-Att.	Pct.	F-THROWS	Made	Att.	Pct.
Oak	3586-7543	.475	Ky.	335- 948	.363	Oak.	2607-3434	.759		
DENVER	3348-7240	.462	L.A.	218- 678	.322	N.O.	2148-2845	.755		
Ind.	3364-7341	.458	Dallas	95- 301	.316	Dallas	2192-2948	.744		
Miami	3377-7473	.452	N.O.	133- 422	.315	N.Y.	2090-2816	.742		
Dallas	3090-6854	.451	Ind.	110- 368	.299	Ky.	1977-2690	.7		
N.O.	3253-7275	.447	N.Y.	77- 264	.292	Hou.	2196-2991	.7		
L.A.	2990-6741	.444	Minn.	281-1006	.279	DENVER	2026-2769	.732		
Minn.	3039-6979	.435	Hou.	129- 487	.265	Miami	2167-3023	.717		
Ky.	2845-6664	.427	DENVER	79- 314	.252	Ind.	2273-3180	.715		
Hou.	3050-7245	.421	Oak.	29- 120	.242	L.A.	2291-3243	.706		
N.Y.	3071-7299	.421	Miami	29- 152	.191	Minn.	1991-2868	.694		

TOP TEN SCORERS

No.	Player	Team	gms	tps	avg.
1.	Barry, Oakland		35	1190	34.0
2.	Hawkins, Minn.		47	1420	30.2
3.	JONES, DENVER		75	2133	28.4
4.	J. Jones, N.O.		77	2050	26.6
5.	Dampier, Ky.		78	1933	24.8
6.	Daniels, Ind.		76	1824	24.0
7.	Somerset, N.Y.		74	1758	23.8
8.	Carrier, Ky.		73	1690	23.2
9.	Freeman, Miami		78	1724	22.1
10.	Armstrong, Oak.		71	1530	21.5

TOP TEN REBOUNDERS

No.	Player	Team	gms	rebs	avg.
1.	Daniels, Ind.		76	1256	16.5
2.	Robbins, N.O.		76	1024	13.5
3.	Thoren, Miami		78	1046	13.4
4.	Washington, Minn.		69	868	12.6
5.	Hawkins, Minn.		47	534	11.4
6.	Rhine, Hou.		73	804	11.0
7.	BECK, DENVER		71	779	11.0
8.	Ligon, Ky.		75	819	10.9
9.	Moore, Ky.		76	817	10.8
10.	Swagerty, Hou.		77	822	10.7

TOP TEN, 2-PT. FIELD GOALS

No.	Player	Team	made	att.	pct.
1.	McGILL, DENVER		411	745	.552
2.	HAMMOND, DENVER		329	601	.547
3.	Eakins, Oak.		351	645	.544
4.	Jones, N.O.		763	1442	.537
5.	Hawkins, Minn.		493	949	.519
6.	Barry, Oak.		389	757	.514
7.	Netolicky, Ind.		583	1140	.511
8.	Washington, Min.		421	833	.505
9.	Davis, LA		356	709	.502
10.	BECK, DENVER		421	840	.501

TOP TEN, 3-PT. FIELD GOALS

No.	Player	Team	made	att.	pct.
1.	Carrier, Ky.		125	330	.379
2.	Combs, Dallas		84	233	.361
3.	Dampier, Ky.		199	552	.361
4.	Lehmann, LA		48	137	.350
5.	Johnson, Hou.		64	183	.350
6.	Perry, Ind.		67	192	.349
7.	S. Jones, N.O.		52	151	.344
8.	Williams, Minn.		66	212	.311
9.	Butler, N.O.		50	162	.309
10.	Miller, LA		42	139	.302

TOP TEN, FREE THROWS

No.	Player	Team	made	att.	pct.
1.	Barry, Oak.		403	454	.888
2.	Jackson, Hou.		299	337	.887
3.	Lloyd, NY.		218	246	.886
4.	Becker, Hou.		200	240	.833
5.	Somerset, NY.		484	583	.830
6.	Beasley, Dallas		332	402	.826
7.	Jackson, LA.		249	302	.825
8.	Lewis, Ind.		419	510	.822
9.	Carrier, Ky.		447	545	.820
10.	Bradds, Oak		364	444	.820

TOP TEN, ASSISTS

No.	Player	Team	gms	total	avg.
1.	Brown, Oak.		77	544	7.1
2.	Freeman, Miami		78	501	6.4
3.	Dampier, Ky.		78	456	5.8
4.	J. Jones, N.O.		77	437	5.7
5.	Brown, Ind.		75	345	4.6
6.	Chubin, NY.		77	354	4.6
7.	Lewis, Ind.		78	346	4.4
8.	Somerset, NY		74	280	3.8
9.	Boone, Dallas		78	279	3.6
10.	Armstrong, Oak.		71	252	3.6


TOP FIVE, PERSONAL FOULS

no.	Player	Team	gms	pfs.	avg.
1.	Rhine, Hou.		73	321	4.4
2.	Smith, Dallas		77	328	4.3
3.	Ligon, Ky.		75	312	4.2
4.	Moore, Ky.		76	311	4.1
5.	Hunter, Miami		77	311	4.0

TOP FIVE, DISQUALIFICATIONS

No.	Player	Team	gms	disg.	avg.
1.	Johnson, LA.		58	18	3.2
2.	Hoover, NY.		53	13	4.0
3.	Smith, Dallas		76	19	4.1
4.	Moore, Ky.		76	18	4.2
5.	Rhine, Hou.		73	16	4.6

**ROCKETS
AND
ABA
RECORDS**



ROCKETS AND AMERICAN BASKETBALL ASSOCIATION RECORDS

TEAM (SEASON)

BEST WON-LOST %

ABA—76.9% (60-18), by Oakland, 1968-69.
Rockets—57.7% (45-33), in 1967-68.

MOST WINS

ABA—60, by Oakland, 1968-69.
Rockets—45, in 1968-69.

WORST WON-LOST %

ABA—21.8% (17-61), by New York, 1968-69.
Rockets—56.4% (44-34), in 1968-69.

MOST DEFEATS

ABA—61, by New York, 1968-69.
Rockets—34, in 1968-69.

MOST CONSECUTIVE WINS

ABA—16, by Oakland, 1968-69.
Rockets—7, 1967-68.

LONGEST CONSECUTIVE DEFEATS

ABA—17, by Oakland, 1967-68.
Rockets—7, 1969-70.

MOST CONSECUTIVE WINS AT HOME

ABA—no figure.
Rockets—15, 1967-68 into 1968-69.

MOST CONSECUTIVE DEFEATS AT HOME

ABA—No figure.
Rockets—3, two times.

MOST POINTS

ABA—9866, by Oakland, 1968-69.
Rockets—8959, in 1968-69.

FEWEST POINTS

ABA—8074, by Houston, 1967-68.
Rockets—8244, in 1967-68.

HIGHEST AVERAGE POINTS PER GAME

ABA—126.49, by Oakland, 1968-69.
Rockets—114.86, in 1968-69.

LOWEST AVERAGE POINTS PER GAME

ABA—103.51, by Houston, 1967-68.
Rockets—105.69, in 1967-68.

MOST 2-PT. FIELD GOAL ATTEMPTS

ABA—7813, by Minnesota, 1967-68.
Rockets—7240, in 1968-69.

MOST 2-POINT FIELD GOALS MADE

ABA—3586, by Oakland, 1968-69.
Rockets—3348, in 1968-69.

BEST % 2-PT. FIELD GOAL ATTEMPTS

ABA—47.5% by Oakland, 1968-69.
Rockets—46.2%, in 1968-69.

MOST 3-PT. FIELD GOAL ATTEMPTS

ABA—1006, by Minnesota, 1968-69.
Rockets—313, in 1968-69.

MOST 3-PT. FIELD GOALS MADE

ABA—335, by Kentucky, 1968-69.
Rockets—79, in 1968-69.

BEST %, 3-PT. FIELD GOAL ATTEMPTS

ABA—35.3%, by Kentucky, 1968-69.
Rockets—25.2%, in 1968-69.

MOST FREE THROW ATTEMPTS SEASON

ABA—3434, by Oakland, 1968-69.
Rockets—2769, in 1968-69.

MOST FREE THROWS MADE

ABA—2607, by Oakland, 1968-69.
Rockets—2026, in 1968-69.

BEST %, FREE THROW ATTEMPTS

ABA—75.9%, by Oakland, 1968-69.
Rockets—73.2%, in 1968-69.

MOST REBOUNDS

ABA—4824, by Minnesota, 1967-68.
Rockets—4121, in 1967-68.

MOST ASSISTS

ABA—1668, by Oakland, 1968-69.
Rockets—1239, in 1968-69.

MOST TURNOVERS

ABA—1837, by Oakland, 1968-69.
Rockets—1331, in 1968-69.

MOST PERSONAL FOULS

ABA—2276, by Los Angeles, 1968-69.
Rockets—2102, in 1968-69.

ROCKETS AND AMERICAN BASKETBALL ASSOCIATION RECORDS

TEAM (GAME)

MOST POINTS

ABA—172, by Indiana vs. Los Angeles (141), 2-1-69.

Rockets—147, vs. New Orleans, 3-2-69, in Auditorium-Arena.

LARGEST WINNING MARGIN

ABA—50, by Minnesota, vs. Kentucky (125-75), 11-14-67.

Rockets—34, vs. Anaheim (142-108), 2-15-68, in Coliseum.

LEAST POINTS

ABA—75, by Kentucky, 11-14-67; and Pittsburgh, 11-24-67.

Rockets—77, vs. Pittsburgh, 10-27-67, in Auditorium-Arena.

MOST 2-PT. FIELD GOAL ATTEMPTS

ABA—131, by Minnesota, vs. New Orleans (overtime), 12-6-67.

Rockets—124, vs. Anaheim, 3-15-68, in Coliseum; and vs. New Orleans, 11-11-67, in New Orleans.

MOST 2-PT. FIELD GOALS MADE

ABA—65, by Oakland, vs. New York, 1-30-68.

Rockets—60 vs. Anaheim, 2-15-68, in Coliseum.

BEST %, 2-PT. FIELD GOAL ATTEMPTS

ABA—60.7%, by Denver, vs. Kentucky, 4-6-69, in Auditorium-Arena.

Rockets—same as above.

MOST 3-PT. FIELD GOAL ATTEMPTS

ABA—32, by Anaheim, vs. Denver, 2-15-68.

Rockets—20, vs. Oakland, 11-21-68, in Auditorium-Arena.

MOST 3-PT. FIELD GOALS MADE

ABA—12, by Kentucky, vs. Miami, 3-1-69.

Rockets—8, vs. Oakland, 11-21-68, in Auditorium-Arena.

BEST %, 3-PT. FIELD GOAL ATTEMPTS

ABA—70.6%, by Kentucky, vs. Miami, 3-1-69.

ROCKETS—no significant figure.

MOST FREE THROWS ATTEMPTED

ABA—73, by Miami vs. New York, 11-20-68.

Rockets—59, vs. Anaheim, 1-19-68, in Anaheim, California.

MOST FREE THROWS MADE

ABA—60, by Indiana, vs. Los Angeles, 2-1-69.

Rockets—47, vs. Anaheim, 1-19-68, in Anaheim, California.

BEST %, FREE THROW ATTEMPTS

ABA—1.000 (36-36), by Houston vs. New York, 1-17-69.

Rockets—96.4% (27-28), vs. Indiana, 12-7-67, in Indianapolis, Indiana.

MOST REBOUNDS

ABA—87, by Pittsburgh, vs. Anaheim, 3-18-68.

Rockets—82, vs. Houston, 11-10-67, in Auditorium-Arena; and vs. Dallas, 1-4-69, in Auditorium-Arena.

MOST ASSISTS

ABA—39, by New Orleans, vs. Los Angeles, 11-11-68.

Rockets—28, vs. Kentucky, 3-6-69, in Auditorium-Arena.

MOST TURNOVERS

ABA—40, by Oakland, vs. Kentucky, 11-29-68.

Rockets—32, vs. Minnesota, 11-16-67, in Bloomington, Minnesota.

MOST PERSONAL FOULS

ABA—43, by Indiana, vs. Oakland, 1-30-69.

Rockets—38, vs. Anaheim, 1-19-68, in Anaheim, California.

ROCKETS AND AMERICAN BASKETBALL ASSOCIATION RECORDS

PLAYER (CAREER)

MOST POINTS

—3875, by Larry Jones, Denver, 1967-69.

Rockets—3875, by Larry Jones, 1967-69.

MOST POINTS PER GAME

ABA—28.1, by Hawkins, 1967-69.

Rockets—25.7, by Jones, 1967-69.

MOST 2-PT. FIELD GOAL ATTEMPTS

ABA—3127, by Daniels, Ind., 67-69.

Rockets—2898, by Jones, 1967-69.

MOST 2-PT. FIELD GOALS MADE

ABA—1380, by Daniels, Ind., 67-69.

Rockets—1329, by Jones, 1967-69.

BEST %, 2-PT. FIELD GOAL ATTEMPTS

ABA—52.9% (553-1059), by Hammond, Denver, 1967-69.

Rockets—same as above.

MOST 3-PT. FIELD GOAL ATTEMPTS

ABA—933, by Vaughn, Pittsburgh, 1967-69.

Rockets—142, by Jones, 1967-69.

MOST 3-PT. FIELD GOALS MADE

ABA—282, by Vaughn, Pittsburgh, 1967-69.

Rockets—32, by Jones, 1967-69.

BEST %, 3-PT. FIELD GOAL ATTEMPTS

ABA—36.9% (209-565), by Carrier, 1967-69.

Rockets—22.5% (32-142), by Jones, 1967-69.

MOST FREE THROW ATTEMPTS

ABA—1413, by Larry Jones, Denver, 1967-69.

Rockets—same as above.

MOST FREE THROWS MADE

ABA—1121, by Larry Jones, Denver, 1967-69.

Rockets—same as above.

BEST %, FREE THROW ATTEMPTS

ABA—87.2% (388-445), by Bobby Lloyd, New York, 1967-69.

Rockets—79.2% (1121-1413), by Jones, 1967-69.

MOST REBOUNDS

ABA—2469, by Mel Daniels, Indiana, 1967-69.

Rockets—1338, by Beck, 1967-69.

MOST ASSISTS

ABA—1050, by Larry Brown, Wash., 1967-69.

Rockets—528, by Jones, 1967-69.

MOST PERSONAL FOULS

ABA—622, Art Becker, Carolina, 1967-69.

Rockets—541, by Jones, 1967-69.

PLAYER (SEASON)

MOST POINTS

ABA—2133, by Larry Jones, Denver, 1968-69.

Rockets—Same as above.

MOST POINTS PER GAME

ABA—34 ppg, by Rick Barry, Oakland, 1968-69.

Rockets—28.4, by Jones, 1968-69.

MOST 2-PT. FIELD GOAL ATTEMPTS

—1588, by Doug Moe, New Orleans, 1967-68.

Rockets—1531, by Jones, 1968-69.

MOST 2-PT. FIELD GOALS MADE

ABA—763, by Jimmy Jones, New Orleans, 1968-69.

Rockets—735, by Jones, 1968-69.

BEST %, 2-PT. FIELD GOAL ATTEMPTS

ABA—55.2% (411-745) by Billy McGill, Denver, 1968-69.

Rockets—same as above.

MOST 3-PT. FIELD GOAL ATTEMPTS

ABA—552, by Louis Dampier, Kentucky, 1968-69.

Rockets—100, by Jones, 1968-69.

MOST 3-PT. FIELD GOALS MADE

ABA—199, by Louis Dampier, Kentucky, 1968-69.

Rockets—27, by Piatkowski, 1968-69.

BEST %, 3-PT. FIELD GOAL ATTEMPTS

ABA—37.9% (125-330), by Darel Carrier, 1968-69.

Rockets—32.9% (27-82), by Piatkowski, 1968-69.

ROCKETS AND AMERICAN BASKETBALL ASSOCIATION RECORDS

MOST FREE THROW ATTEMPTS

ABA—789, by Connie Hawkins, Pitts, 1967-68.

Rockets—760, by Jones, 1968-69.

MOST FREE THROWS MADE

ABA—603, by Hawkins, Pitts., 1967-68.

Rockets—591, by Jones, 1968-69.

BEST %, FREE THROW ATTEMPTS

ABA—88.8% (403-454), by Barry, Oakland, 1968-69.

Rockets—77.8% (591-760) by Jones, 1968-69.

MOST REBOUNDS

ABA—1256, by Daniels, Indiana, 1968-69.
Rockets—779, by Beck, 1968-69.

MOST ASSISTS

ABA—544, by Larry Brown, Oakland, 1968-69.

Rockets—270, by Jones, 1967-68.

MOST PERSONAL FOULS

ABA—328, by John Smith, Dallas, 1968-69.

Rockets—289, by McGill, 1968-69.

PLAYER (GAME)

MOST POINTS

ABA—57, by Hawkins, Minn., vs. NY, 11-27-68.

Rockets—52, by Jones, vs. Oakland, 11-28-67; and vs. Houston, 3-21-69, both in Auditorium-Arena.

MOST 2-PT. FIELD GOAL ATTEMPTS

ABA—38, by Daniels, Indiana vs. NY, 3-18-69.

Rockets—31, by Thomas, vs. Anaheim, 11-15-67, in Auditorium-Arena; and Wright, vs. Miami, 11-30-68, in Miami, Florida.

MOST 2-PT. FIELD GOALS MADE

ABA—25, by Daniels, Indiana, vs. NY, 3-18-69.

Rockets—19, by Thomas, vs. Anaheim, 11-15-67; and by Jones, vs. Oakland, 11-28-68, in Auditorium-Arena.

BEST %, 2-PT. FIELD GOAL ATTEMPTS

ABA—1.000 (14-14), by Brown, Indiana, vs. Denver, 1-25-69.

Rockets—.827 (9-11), by three players.

MOST 3-PT. FIELD GOAL ATTEMPTS

ABA—26, by Les Selvage, Anaheim vs. Denver, 2-15-68.

Rockets—10, by Wright, vs. Oakland, 11-21-68, in Auditorium-Arena.

MOST 3-PT. FIELD GOALS MADE

ABA—10, by Selvage, Anaheim vs. Denver, 2-15-68.

Rockets—4, Wright, vs. Oakland, 11-21-68, in Auditorium-Arena; vs. Dallas, 3-28-69, in Dallas, Texas.

BEST %, 3-PT. FIELD GOAL ATTEMPTS

ABA—1.000 (7-7), by Carrier, Ky., vs. Minn., 11-6-68.

Rockets—no significant figure.

MOST FREE THROW ATTEMPTS

ABA—29, by Jackson, New Jersey, vs. Ky., 11-27-67.

Rockets—24, by Jones, vs. Houston, 2-69, in Houston, Texas.

MOST FREE THROWS MADE

ABA—24, by Jackson, New Jersey, vs. Ky., 11-27-67.

Rockets—19, by Jones, vs. Houston, 2-26-69, in Houston, Texas.

BEST %, FREE THROW ATTEMPTS

ABA—1.000 (23-23) by Barry, Oakland, vs. Ky., 2-7-69.

Rockets—1.000 (13-13), by Jones, vs. Dallas, 2-12-68, in Dallas, Texas.

MOST REBOUNDS

ABA—32, by Harge, Oakland, vs. Pitts., 2-9-68.

Rockets—27, by Haywood vs. Washington, 10-31-69, in Auditorium-Arena.

MOST ASSISTS

ABA—22, by Chubin, Anaheim, vs. Dallas, 1-14-68.

Rockets—13, by Hightower, vs. Oakland, 3-16-69, in Auditorium-Arena, and by Jones, vs. N. Orleans, 10-19-69, in Auditorium-Arena.

THE CAROLINA COUGARS

Greensboro Coliseum
Greensboro, N.C. 27401
Phone (919) 292-7460
President: James C. Gardner
General Manager: Donald A. DeJardin
Publicity Director: Mel Derrick
Coach: Horace A. (Bones) McKinney

THE DALLAS CHAPARRALS

6116 No. Central Expressway
Dallas, Texas 75206
Phone (214) 363-7466
Chairman of the Board: David Burton
General Manager: Max Williams
Publicity Director: Lee Meade
Coach: Cliff Hagan

INDIANA PACERS

638 East 38th Street
Indianapolis, Indiana 46205
Phone (317) 923-3636
President: Charles DeVoe
General Manager: Mike Storen
Publicity Director: Tom Feske
Coach: Bob Leonard

KENTUCKY COLONELS

106 Convention Center
525 West Walnut Street
Louisville, Kentucky 40202
Phone (502) 582-2083
President: Joseph E. Gregory
General Manager: William Motsch
Publicity Director: Charlie Mastin
Coach: Gene Rhodes

LOS ANGELES STARS

LA Sports Arena
3939 South Figueroa Street
Los Angeles, California 90037
Phone (213) 749-8274
President: James J. Kirst
General Manager: Jim Hardy
Publicity Director: Hank Ives
Coach: Bill Sharman

MIAMI FLORIDIANS

Miami Merchandise Mart
777 N.W. 72nd Avenue
Miami, Florida 33126
Phone (305) 226-0333
President: Dr. Thomas F. Carney
General Manager: Dennis Murphy
Publicity Director: Jay Deming
Coach: Jim Pollard

NEW ORLEANS BUCCANEERS

Suite 308—ODECO Building
1600 Canal Street
New Orleans, Louisiana 70112
Phone (504) 525-1302
President: Charles G. Smither
Operations Manager: Maurice M. Stern
Publicity Director: Robert Fulton
Coach: Babe McCarthy

NEW YORK NETS

159 North Franklin
Hempstead, New York 11550
Phone (516) 481-3900
President: Roy Boe
General Manager: Barry Murtha
Publicity Director: Barney Kremenko
Coach: York Larese

PITTSBURGH PIPERS

Carlton House
Suite 193
Pittsburgh, Pennsylvania 15219
Phone (412) 566-2333
President: Gabe Rubin
General Manager: Buddy Jeanette
Publicity Director: Fred Cranwell
Coach: John Clark

WASHINGTON CAPITOLS

2021 L. Street NW
Washington, D.C. 20036
Phone (202) 296-2150
President: Earl M. Foreman
General Manager: Bruce Hale
Publicity Director: Mike Trilling
Coach: Al Bianchi

The American Basketball Association

1700 Broadway, New York, New York 10019. Phone Number (212) 867-8445

Jack Dolph, Commissioner

James C. Gardner, President

J. W. Ringsby, Treasurer

Dr. Thomas Carney, Vice-President

Joseph W. Geary, Secretary

Thurlo E. McCrady, Executive Director

Norm Drucker, Supervisor of Officials

PRIMARY DENVER PRESS, RADIO AND TELEVISION OUTLETS

NEWSPAPERS:

Bick Lucas, Sports Editor; Ralph Moore, Pro Basketball Writer; and Jim Graham, Columnist, The Denver Post, 650 15th St., Denver, Colorado 80202.

Chet Nelson, Sports Editor; and Lynn Howell, Pro Basketball Writer, The Rocky Mountain News, 400 West Colfax, Denver, Colorado 80204.

WIRE SERVICES:

Sports Editor, the Associated Press, 650 15th Street, Denver, Colorado 80202.

Sports Editor, the United Press International, 650 15th Street, Denver, Colorado 80202.

RADIO AND TELEVISION:

Lynn Sanner, Sports Director, Stations KBTR and KBTB, 1089 Bannock, Denver, Colorado 80204.

Fred Leo, Sports Director, Station KWGN, 550 Lincoln, Denver, Colorado 80203.

Starr Yelland, KLZ Radio and Television, 123 Speer Blvd., Denver, Colorado 80203.

Bob Martin, Sports Director; and Dick Carlson, Sports Announcer; KOA Radio and Television, 1040 Lincoln, Denver, Colorado 80203.

For a complete list of Denver press, radio and television outlets, please contact William B. Gullion, Public Relations Director, Denver Rockets, 3201 Ringsby Court, Denver, Colorado 80216.




THE 3R'S of RELIABILITY

Founded on Reliability in 1925... today Ringsby is a versatile integrated Transportation System operating 2,100 vehicles, over 16,000 miles of authority from 33 terminals and sales offices. Centrally controlled and coordinated to provide regular and specialized services to meet customer requirements, we are still expanding. Ringsby looks upon growth as an obligation to meet the growing, fast changing needs of shippers and consignees across the nation. RELIABILITY built The Ringsby System... it's built into our service... the RELIABILITY remains the same.



GENERAL COMMODITIES

BULK COMMODITY • HEAVY HAULING
TEMPERATURE CONTROLLED COMMODITIES
GENERAL OFFICES: DENVER, COLORADO



HOME SCHEDULE

Sun. 10/19/69 New Orleans
 Sun. 10/26/69 Pittsburgh
 Fri. 10/31/69 Washington
 Sat. 11/1/69 Los Angeles
 Fri. 11/14/69 New York
 Sun. 11/16/69 Dallas
 Tue. 11/18/69 Indiana
 Thu. 12/11/69 Washington
 Thu. 12/18/69 New York

Tue. 12/23/69 Dallas
 Fri. 12/26/69 Miami
 Sun. 12/28/69 Kentucky
 Tue. 12/30/69 *Kentucky vs. Washington

Tue. 12/30/69 *Denver vs. Los Angeles
 Fri. 1/2/70 Washington
 Sun. 1/4/70 Dallas
 Fri. 1/9/70 Los Angeles
 Tue. 1/13/70 Pittsburgh
 Thu. 1/15/70 Dallas
 Sun. 1/18/70 Carolina
 Thu. 1/22/70 Washington
 Sun. 1/25/70 Dallas
 Sun. 2/1/70 Indiana
 Thu. 2/5/70 New Orleans

Sun. 2/8/70 Miami
 Thu. 2/12/70 Kentucky
 Sun. 2/22/70 New Orleans
 Wed. 2/25/70 Carolina

Fri. 2/27/70 Indiana
 Sun. 3/1/70 Washington
 Thu. 3/5/70 Pittsburgh

Sun. 3/8/70 New Orleans
 Wed. 3/11/70 Washington
 Sat. 3/21/70 Carolina
 Fri. 3/27/70 New Orleans
 Tue. 3/31/70 Los Angeles
 Fri. 4/3/70 New York
 Sun. 4/5/70 Kentucky
 Wed. 4/8/70 Dallas
 Fri. 4/10/70 Miami
 Sun. 4/12/70 New Orleans
 Wed. 4/15/70 Los Angeles

ROAD SCHEDULE

Tue. 10/21/69 Dallas
 Wed. 10/22/69 Indiana
 Fri. 10/24/69 New York
 Sat. 10/25/69 Washington
 Tue. 10/28/69 Los Angeles
 Wed. 11/5/69 New Orleans
 Thu. 11/6/69 Kentucky
 Fri. 11/7/69 Carolina
 Sat. 11/8/69 Indiana at Anderson, Ind.

Wed. 11/12/69 Pittsburgh
 Thu. 11/13/69 Kentucky
 Fri. 11/21/69 Dallas
 Wed. 11/26/69 New Orleans

Fri. 11/28/69 Dallas
 Sat. 11/29/69 New Orleans
 Sun. 11/30/69 Miami
 Tue. 12/2/69 Pittsburgh
 Wed. 12/3/69 Washington
 Sat. 12/6/69 Washington
 Sun. 12/7/69 New York
 Mon. 12/8/69 New Orleans
 Sun. 12/14/69 Los Angeles
 Fri. 12/19/69 New Orleans
 Sat. 12/20/69 Miami
 Tue. 1/6/70 Los Angeles at Fresno, Calif.

Wed. 1/7/70 Washington at Los Angeles, Calif.
 Fri. 1/30/70 New York
 Sat. 1/31/70 Carolina
 Mon. 2/2/70 Los Angeles at Wichita, Kansas

Fri. 2/6/70 Los Angeles
 Wed. 2/18/70 Los Angeles
 Thu. 2/19/70 Washington at Fresno, Calif.

Tue. 3/3/70 Dallas
 Wed. 3/4/70 Los Angeles
 Sat. 3/7/70 Washington
 Tue. 3/10/70 Dallas
 Thu. 3/12/70 New Orleans
 Fri. 3/13/70 Carolina
 Sun. 3/15/70 Miami
 Tue. 3/17/70 Kentucky
 Wed. 3/18/70 Indiana
 Thu. 3/19/70 Pittsburgh
 Sat. 3/28/70 Dallas

*Doubleheader