

**DEN
VER
ROCK
ETS**
1970-71



TABLE OF CONTENTS

page 1	1970-71 Roster
page 3	1970-71 Prospects
page 4	Coach Albeck
page 6	Player Profiles
page 16	Club Directory
page 17	Executives and Staff
page 21	Rockets' Statistics
page 23	ABA Statistics
page 25	Rockets' and ABA Records
page 29	ABA Directory
page 32	Press, Radio and TV


1970-71 Rockets' Press Book published by
Mike Hayes, Director of Public Relations,
Denver Rockets, 3201 Ringsby Court,
Denver, Colorado 80216.

FROM THE SPORTS LIBRARY OF
RETROSEASONS  **com**

www.retroseasons.com/library/

ROCKETS 1970-71 ROSTER

No.	Player	POS.	HT.	WT.	AGE	EXP.	College
10	Wayne Chapman	G	6-6	190	25	2	Western Kentucky '68
12	Steve Wilson	G	6-5	185	22	R	Hanover (Ind.) '70
13	Julius Keye	C-F	6-10	225	24	1	Alcorn A&M '69
15	Larry Cannon	G	6-5	195	22	1	LaSalle '69
22	Julian Hammond	F	6-5	215	27	3	Tulsa '67
24	Spencer Haywood	F	6-9	225	21	1	Detroit '69
30	Tom Workman	F	6-7	218	25	3	Seattle U.
33	Don Sidle	F	6-8	220	24	2	Oklahoma '68
35	Dan Hester	F	6-8	230	22	R	Louisiana State '70
40	Byron Beck	C-F	6-9	225	26	3	Denver '67
42	Lonnie Wright	G	6-2	205	24	3	Colorado State '66
44	Ralph Simpson	G	6-5	200	21	R	Michigan State '70



ROCKETS 1970-71 PROSPECTS

What are the Rockets' prospects in 1970-71? The picture is fuzzy. The team's 'big' man, 6-9 Spencer Haywood, is sitting in Los Angeles, California, waiting for a legal judgement on his contract. If the 1969-70 American Basketball Association MVP and Rookie of the Year returns, Denver could easily win the '70-'71 league championship. Without him, it will be a struggle.

Denver is good enough to contend without Haywood. But, after a slow start, it will be a battle royal for newly appointed coach Stan Albeck. The former collegiate mentor replaced Joe Belmont, the 1969-70 ABA Co-Coach of the Year, in mid-November.

Albeck hopes to find the road back into Western Division contention with one of the biggest teams in the league. It averages out at a little better than 6'-6" per man.

The new mentor suits up a tall backcourt. 6-5 Larry Cannon, 6-5 Ralph Simpson, 6-6 Wayne Chapman, 6-5 Steven Wilson and 6-2 Lonnie Wright hold down the duties at guard.

Cannon, acquired in a summer trade from the Floridians, has been an early season sensation. The former LaSalle College All-America is scoring points and garnering assists at 23 and six per game paces.

The 6-5 Simpson, a rookie from Michigan State, needs more seasoning. Potentially a superstar, the newcomer is scoring points at better than a 20 ppg average.

Chapman came to the Rockets from the Kentucky Colonels. He rates out as a tough defender and deadly outside shooter. Wright, a three-year veteran, is off to a slow start but is expected to come on strong as the season progresses. Wilson. He's the surprise package. He came to pre-season camp on his own and made the ball club.

Denver is still potent up front, even without Haywood. 6-9 Byron Beck is considered to be one of the ABA's top centers. 6-10 Julius Keye is rated high among the league's defenders. 6-8 Don Sidle is a tough scorer and offensive boardman. 6-8 Dan Hester, a rookie from LSU, has the best hands on the club and has proven to be a tough rebounder. And 6-5 Julian Hammond is one of the fastest forwards in the league who scores points in close to the basket with his 'flipper' shot.

The Rockets have a tough road to hoe if they want to win a second consecutive Western Division championship. Defending ABA champion Indiana, an improved Utah Stars team, the consistent Memphis Pros and a high-scoring Texas Chaparrals five stand in the way of a repeat.

Albeck is confronted by a rough challenge. The new mentor has to get the club to do things his way. If they will, the Denver Rockets can be expected to make a strong run at both the divisional and league titles in 1970-71!

Albeck became head coach of the Denver Rockets at 4 p.m., Thursday November 12. He had joined the club on July 12, 1970, as Director of Player Personnel and Assistant Coach.

Born in Fairbury, Illinois, on May 17, 1931, the 39-year old coach was brought up in a basketball hotbed. A star high school performer at Chenoa, Illinois, Albeck entered Bradley University in 1949 and was a member of Brave teams until 1952, when his collegiate career was interrupted by a hitch in the Army. During his tour of duty, he served as player-coach of the Fort Ord, California, all-service championship team.

Stan returned to Bradley University in 1954 and enjoyed his best season as a collegian, earning a berth on the NCAA Western regional all-tournament team and gaining honorable mention All-America recognition.

He obtained a bachelor's degree in physical education from Bradley in June, 1955. Albeck earned his master's degree at Michigan State the following year, while working with the Spartan freshmen as a member of coach Fordy Anderson's staff.

The current Rockets' mentor was named head basketball coach at Adrian (Michigan) College in June, 1956. His only Bulldog team posted a 16-5 record and won the NAIA District 23 championship. The following winter he moved to Northern Michigan University in Marquette, Michigan.

In eleven seasons at Northern Michigan, Albeck became one of the nation's most successful coaches, winning 178 and losing 77, against top-flight competition including national powers like Ohio State, Bradley, Purdue, Southern Illinois, Dayton, Michigan State, Oklahoma, Wyoming and Air Force.

Albeck's NMU fives won five District 23 NAIA titles. His '60-'61 squad placed third in the national finals in Kansas City and his '62-'63 five reached the quarterfinals.

Stan was named Michigan's "NAIA Coach of the Year" three times . . . 1961, 1965 and 1968.


Leaving Northern Michigan in May, 1968, Albeck joined the University of Denver coaching staff. His 1968-69 squad compiled a miserable 2-24 record. Inserting his own talent in 1969-70, the Pioneer cagers enjoyed their first winning campaign in three winters with a 13-11 mark . . . a record that included triumphs over Utah, Brigham Young and Utah State.

Albeck and his wife Phyllis have five children. They are Gary 15; twins Jon and Roger, 11; Sheree, 13; and Julie 9.



**STAN ALBECK
COACH**

TOM WORKMAN



6-7, 218, 25 years old

Tom Workman, a four-year veteran of the National Basketball Association and most recently of the Utah Stars, was recently acquired by the Denver Rockets.

Workman, 26 is a 6-7 218-pound forward who has spent the last two seasons with the Stars.

Last season he played in 26 games and averaged 11.9 points a game. However, he suffered a broken ankle and missed most of the season.

Workman was originally drafted by the St. Louis Hawks of the NBA in 1967 after his career at Seattle. He was a high-school All-American and a second-team All-American at Seattle. He played in 20 games with the Hawks and was then traded along with a draft pick to the Baltimore Bullets for veteran Don Ohl. But, Workman suffered a knee injury in the first three minutes of his first game as a Bullet and subsequently had to undergo surgery, thus missing the rest of his rookie season.

He later played with Detroit but played out his option and jumped to the ABA with the Los Angeles Stars 10 games into last year.

In college Workman averaged 15.2 points as a sophomore, 22.1 in his junior year and 20.2 as a senior. In 78 games at Seattle he pulled down 657 rebounds while averaging 19.2 points.

Sea.	Team (League)	G.	Min.	2-Point		Pct.	3-Point		Pct.	FTM-FTA	Pct.	Reb.	A.	Tot. Pts.	Avg. Pts.
67-68	SL-B (NBA)	20	95	19-40		.48				18-23	.78	25	3	56	2.8
68-69	Balt. (NBA)	21	86	22-54		.41				9-15	.60	27	2	53	2.5
	NBA Totals	41	181	41-94		.45				27-38	.71	52	5	109	2.7
69-70	L. A. (ABA)	26	445	115-247		.47	1-4		.25	77-98	.79	94	22	310	11.9
	Pro Totals	67	626	156-341		.46	1-4		.25	104-136	.76	146	27	419	6.3

PLAYOFF RECORD

Sea.	Team (League)	G.	Min.	2-Point		Pct.	3-Point		Pct.	FTM-FTA	Pct.	Reb.	A.	Tot. Pts.	Avg. Pts.
68-69	Balt. (NBA)	1	2	0-1		.00				0-0	.00	1	0	0	0.0
69-70	L. A. (ABA)	3	9	3-7		.43	0-0		.00	0-0	.00	3	0	6	2.0
	Pro Totals	4	11	3-8		.38	0-0		.00	0-0	.00	4	0	6	1.5

BYRON BECK



6-9, 225 pounds, 24 years old, married, Ellensburg, Wash

The American Basketball Association's top shooting center, Beck surged at the mid-December point. Moved from forward back into the pivot, the 6-9, 225 pounder averaged 13.7 points and 9.8 rebounds a contest during the Rockets 56-Game championship drive. He ended the campaign with 12.9 ppg and 9.7 rpg averages.

Possessor of the deadliest hook shot in the ABA, Byron was second in league, 2-point, field goal shooting with a 52.4 percentage. In a three-year pro career, Beck has hit nearly 51% of these efforts from the field.

A 1967 AAU All-American, Beck came to the Rockets' from the University of Denver where he averaged 15.4 points and 10.5 rebounds per game during the 1965-66 and 1966-67 seasons.

ABA Honors: 1968, All-Rookie, second team: starting center, West, 1969 All-Star Game in Louisville, Kentucky.

Byron Beck's College Career Statistics at the University of Denver

years	gms	fgm-fga	pct.	ftm-fta	pct.	reb	pfs	pts	avg.
1965-67 (2)	49	312-563	.554	129-189	.683	514	177	753	15.4



Byron Beck's Statistics in The American Basketball Association

year	gms	2-pt		3-pt.		ftm-fta	pct.	rebs	tps	avg.
		fgm-fga	pct.	fgm-fga	pct.					
1967-68	71	275- 568	.467	0-2	.000	119-159	.748	559	669	9.4
1968-69	71	421- 840	.501	2-3	.667	182-238	.765	779	1030	16.4
1969-70	79	440- 839	.524	0-2	.000	137-174	.787	764	1017	12.9
TOTAL	221	1136-2247	.505	2-7	.286	438-571	.767	2142	2716	12.3

Byron Beck's Statistics in American Basketball Association Playoffs

year	gms	fgm-fga	pct.	fgm-fga	pct.	ftm-fta	pct.	rebs	tps	avg.
1967-68	5	23- 50	.460	0-0	.000	11- 15	.733	55	62	12.4
1968-69	7	48- 94	.511	0-1	.000	14- 17	.824	63	110	15.7
1969-70	12	76- 172	.442	1-4	.250	36- 47	.766	144	191	15.9
TOTALS	24	147- 316	.465	1-5	.200	61- 79	.772	262	358	15.0

LARRY CANNON



6-5, 195, 22 years old, Philadelphia, Pa.

Albeck expects 'big' things from Cannon. One of the top rookie prospects in the ABA last season, Larry was hampered by injuries and a stint in the Army reserve ... setbacks that produced a disappointing campaign.

One of the biggest guards in the American Basketball Association, Cannon was the number one draft choice of both the Miami (ABA) Floridians and the Chicago (NBA) Bulls in 1969. He was picked on the basis of an outstanding collegiate career at LaSalle College where he averaged 18.7 points as a sophomore, 19.5 ppg as a junior and 18.9 ppg as a senior. During his final season of competition, Larry earned All-American honors and was selected one of the top five pro prospects of the year.

Cannon was part of a trade that brought he and 6-9 forward Don Sidle and Miami's number one draft pick for Larry Jones, Greg Wittman and the Rockets' number two selection.

Cannon is looking forward to a season free of injuries and worry. If he plays up to his potential, Larry will rank high among his peers in the ABA.


Larry Cannon's Career Statistics at LaSalle College

years	gms	fgm-fga	pct.	ftm-fta	pct.	rebs	ast	tps	avg.
1966-69 (3)	75	566-1252	.452	298-427	.698	672	347	1430	19.1

Larry Cannon's Statistics in The American Basketball Association

years	gms	2-pt		3-pt		ftm-fta	pct.	reb	tps	avg.
		fgm-fga	pct.	fgm-fga	pct.					
1969-70	57	245-630	.389	8-30	.267	158-232	.681	141	672	11.8

WAYNE CHAPMAN



6-6, 190, 25 years old

Acquired in a trade from Kentucky prior to the season opening. He was the Colonels' number two pick in the 1968 collegiate draft. Slowed by a back injury during his rookie season, the 6-6 guard came into his own in 1969-70. Averaged 8.1 points per game as a reserve. Gained reputation as a tough defender and hustler. Was a star collegian at Western Kentucky University. Wayne provides the Rockets with good depth at guard, picks up the team's defense and provides some deadly outside shooting. He should be an asset during the 1970-71 campaign.

Wayne Chapman's Career Collegiate Statistics at Western Kentucky University

years	gms	fgs-fga	pct.	fts-fta	pct.	rebs	pfs	tps	avg.
1965-68	79	532-1232	.432	228-309	.740	506	227	1292	163


Wayne Chapman's Statistics in The American Basketball Association

year	gms	2-pt		3-pt		ft-fta	pct.	rebs	tps	avg.
		fg-fga	pct.	fg-fga	pct.					
1968-69	48	64-189	.339	4-13	.307	54-72	.750	74	194	4.0
1969-70	82	253-617	.410	8-37	.216	134-204	.657	252	664	8.1
TOTALS	130	317-806	.393	12-50	.240	188-276	.681	326	858	6.6

Wayne Chapman's Playoff Stats in American Basketball Association

year	gms	fg-fga	pct.	fg-fga	pct.	ft-fta	pct.	rebs	tps	avg.
1968-69	5	3- 8	.375	0-0	.000	1- 2	.500	4	7	1.4
1969-70	10	36- 69	.522	1-6	.167	27- 36	.750	96	102	10.2
TOTALS	15	39- 77	.507	1-6	.167	28- 38	.737	100	109	7.3

JULIAN HAMMOND



6-5, 215, 26 years old, single, Chicago, Illinois

Mr. Speed for the Rockets. One of the quickest, fastest men in the ABA on the fast break. Makes the club move when he's on the floor.

A selective shooter, Hammond has ranked high among the top two-point field goal percentage shooters during three seasons of ABA competition. He shot 48.9% in 1967-68, 54.7% in 1968-69 and 49.9% in 1969-70.

Hammond has shown steady improvement with each season. As a rookie, he averaged 8 points and 4.4 rebounds a contest. He pushed these figures up to 10.6 and 7.7 in 1968-69 and to 12 and 6.8 in '69-'70.

Julie signed with the Rockets as a free agent in 1967. An All-Missouri Valley performer in 1966, the 6-5 forward led the collegiate ranks in field goal accuracy with a 65.9%.

Julian Hammond's College Career Statistics at Tulsa University

years	gms	fgm-fga	pct.	ftm-fta	pct.	reb	pfs	tps	avg.
1964-66 (2)	52	230-367	.626	173-278	.622	395	109	633	12.2

Julian Hammond's Statistics in The American Basketball Association

years	gms	2-pt		3-pt		ftm-fta	pct.	rebs	tps	avg.
		fgm-fga	pct.	fgm-fga	pct.					
1967-68	74	224- 458	.489	0-0	.000	143-209	.684	327	591	8.0
1968-69	78	329- 601	.547	0-0	.000	165-253	.652	600	823	10.6
1969-70	69	329- 659	.499	0-1	.000	169-243	.695	471	827	12.0
TOTAL	221	882-1718	.513	0-1	.000	477-705	.648	1398	2241	10.1

Julian Hammond's Playoff Stats in The American Basketball Association

years	gms	2-pt		3-pt		ftm-fta	pct.	rebs	tps	avg.
		fgm-fga	pct.	fgm-fga	pct.					
1967-68	5	22- 38	.579	0-0	.000	16- 24	.667	28	60	12.0
1968-69	7	33- 64	.515	0-0	.000	25- 33	.758	50	91	13.0
1969-70	12	85- 170	.500	0-0	.000	22- 36	.611	79	192	16.0
TOTAL	24	140- 272	.515	0-0	.000	63- 93	.664	157	343	14.3

SPENCER HAYWOOD



6-9, 225 pounds, single, Detroit, Michigan

The American Basketball Association's first home grown superstar. Haywood took the league by storm in 1969-70, gaining All-League and All-Rookie team honors and being named Most Valuable Player and Rookie of the Year.

Spencer led the ABA in scoring (2519 and 30 ppg) and rebounding (1637 and 19.5 rpg), setting new league marks in all but the points per game category.

As a member of the West team in the annual ABA All-Star game in Indianapolis, Indiana, he gained MVP honors by scoring 23 points and grabbing 19 rebounds.

The 6-9 forward capped his '69-'70 regular season campaign by scoring a league high of 59 points in a 152-116 triumph over the Los Angeles Stars.

As a virtually unknown 19-year-old and the youngest player to ever make the U.S. Olympic team, Haywood sparked his mates to nine consecutive wins and a Gold Medal in 1968 with his savage rebounding and timely scoring.

After the Olympics, Haywood returned to his home town and entered the University of Detroit. He made everyone's 1968-69 All-America teams by leading the nation in rebounding with 21.5 average and by finishing fourth in scoring with 31.8 points per contest.

Spencer Haywood's College Career Statistics at The University of Detroit

years	gms	fgm-fga	pct.	ftm-fta	pct.	reb	pfs	tps	avg.
1968-69 (1)	24	288-508	.567	195-254	.753	530	62	771	32.2

Spencer Haywood's Statistics in The American Basketball Association

years	gms	2-pt		3-pt		ftm-fta	pct.	rebs	tps	avg.
		fgm-fga	pct.	fgm-fga	pct.					
1969-70	84	986-1987	.496	0-11	.000	547-705	.776	1637	2519	30.0

Spencer Haywood's Playoff Stats in The American Basketball Association

year	gms	2-pt		3-pt		ftm-fta	pct.	rebs	tps	avg.
		fgm-fga	pct.	fgm-fga	pct.					
1969-70	12	184-357	.515	1-5	.200	69-83	.831	237	440	36.7

JULIUS KEYE



6-10, 225 pounds, 23 years old, single, Marietta, Georgia

A bench reserve under McLendon, a star under Albeck ! And an apparent reason why the Rockets' won the 1969-70 American Basketball Association Western Division championship.

Keye started seeing action when Belmont took over the coaching chores last December 9. By the end of the campaign, he was a starter.

Prior to the Rocket's championship drive, Keye was averaging only 3.4 points and 2.0 rebounds a contest. He really turned it on during the club's final 56 regular season outings, scoring points and grabbing rebounds at 9.7 and 8.5 paces. The 6-10 rookie finished the campaign with 7.9 ppg and 6.9 rpg statistics.

One of the top defenders in the ABA, Keye is the league's top shot blocker. He's usually the Rocket who guards Indiana's Roger Brown or New York's Rick Barry.

Julius was a two-time NAIA All-America at Alcorn A&M, scoring 953 points in 56 collegiate appearances for a 17 points per game average. He led his A&M mates to 51 wins in 56 games including a 26-1 overall record in 1968-69.

Keye missed most of the 1969-70 ABA playoffs with an injured knee. He underwent successful surgery, removing some damaged cartilage, and is expected to be 100% for the '70-'71 campaign.

Julius Keye's College Statistics at Alcorn A&M College

years	gms	fgm-fga	pct.	ftm-fta	pct.	reb	pfs	tps	avg.
1967-69 (2)	56	393-761	.516	148-235	.630	685	---	953	17.0


Julius Keye's Statistics in The American Basketball Association

years	gms	2-pt		3-pt		ftm-fta	pct.	rebs	tps	avg.
		fgm-fga	pct.	fgm-fga	pct.					
1969-70	77	245-611	.401	0-7	.000	116-193	.601	530	606	7.9

Julius Keye's Playoff Stats in The American Basketball Association

years	gms	2-pt		3-pt		ftm-fta	pct.	rebs	tps	avg.
		fgm-fga	pct.	fgm-fga	pct.					
1969-70	7	10- 41	.244	0-1	.000	3- 6	.500	31	23	3.3

DON SIDLE



6-8, 220, 24 years old, married, Dallas Texas

Acquired in a trade from Miami, Sidle is a big addition to the 1969-70 Rockets lineup. One of the top forwards in the ABA, he joins 6-10 Julius Keye, 6-9 Byron Beck and 6-8 Spencer Haywood to give Denver the biggest frontline in the league.

Sidle enjoyed a 'super' 1969-70 campaign, finishing 13th in scoring with 20.8 points per game and eighth in rebounding with 12.9 retrieves a contest.

These figures far exceeded his 1968-69 season, Sidle's first in the ABA. As a rookie, the 6-9 forward produced 12.1 points and 7.2 rebounds per game averages.

Don was Miami's top pick in 1968 and was the third choice of the San Francisco (NBA) Warriors. He signed with the Floridians out of the University of Oklahoma where he was a three-time, All-Big Eight pick and a Helms Foundation All-American his junior and senior seasons.

Don Sidle's College Career Statistics at The University of Oklahoma

years	gms	fgm-fga	pct.	ftm-fta	pct.	reb	ast	tps	avg.
1965-68 (3)	76	546-1012	.540	456-675	.676	762	---	1548	20.1


Don Sidle's Statistics in The American Basketball Association

years	gms	2-pt		3-pt		ftm-fta	pct.	rebs	tps	avg.
		fgm-fga	pct.	fgm-fga	pct.					
1968-69	77	305-652	.468	0-4	.000	321-450	.713	551	931	12.1
1969-70	84	638-1314	.486	1-6	.167	469-634	.740	1082	1749	20.8
TOTAL	161	943-1966	.479	1-10	.100	790-1084	.729	1633	2680	16.6

Don Sidle's Playoff Stats in American Basketball Association

years	gms	2-pt		3-pt		ftm-fta	pct.	rebs	tps	avg.
		fgm-fga	pct.	fgm-fga	pct.					
1968-69	12	60-117	.513	0-0	.000	43-60	.717	100	163	13.6

LONNIE WRIGHT



6-2, 205 pounds, 24 years old, Newark, New Jersey

Wright is expected to pick up much of the slack left by the departure of Larry Jones. Coach Albeck expects the 6-2 guard to ably fill the gap.

Enjoyed a successful 1969-70 season. Averaged 12.2 points per contest. Sparked the Rockets to several victories with key baskets.

An all-time great athlete at Colorado State University, Wright played two seasons of professional football with the Denver (NFL) Broncos. Lonnie joined the Rockets in January, 1968. Since then, he has contributed steady defensive play and 13.2 ppg to the Denver cause.

Lonnie's best season came in 1968-69 when he averaged 16.4 points per game despite a severe injury that forced him to the sidelines for seven games. As a rookie, Wright scored points at a 9.8 ppg pace.

Tabbed as New Jersey's greatest, all-around high school athlete of the past decade in 1962, Wright earned AP and UPI All-American honorable mention honors while leading Colorado State University to NCAA playoff berths in 1965 and 1966.

Lonnie Wright's College Career Statistics at Colorado State University

years	gms	fgm-fga	pct.	ftm-fta	pct.	rebs	pfs	tps	avg.
1963-66 (3)	69	501-1107	.452	244-328	.744	384	183	1246	17.9

Lonnie Wright's Statistics in The American Basketball Association

years	gms	2-pt		3-pt		ftm-fta	pct.	rebs	tps	avg.
		fgm-fga	pct.	fgm-fga	pct.					
1967-68	38	144-337	.427	2-9	.222	79-121	.653	96	373	9.8
1968-69	69	434-1003	.433	19-86	.221	205-276	.743	290	1130	16.4
1969-70	79	339-759	.447	54-193	.280	121-175	.691	216	961	12.2
TOTAL	181	917-2079	.434	75-288	.261	405-572	.708	602	2464	13.2

Lonnie Wright's Statistics in The American Basketball Association

years	gms	2-pt		3-pt		ftm-fta	pct.	rebs	tps	avg.
		fgm-fga	pct.	fgm-fga	pct.					
1967-68	5	12-46	.261	1-4	.250	9-14	.643	13	36	7.2
1968-69	7	29-78	.372	2-8	.250	20-28	.714	37	84	12.0
1969-70	11	30-101	.297	2-8	.250	18-23	.783	32	84	7.6
TOTAL	23	71-225	.315	5-20	.250	47-65	.723	82	204	8.9

RALPH SIMPSON, MICHIGAN STATE
6-5, 200, 21 years old, Detroit, Michigan



One of the nation's outstanding sophomore basketball performers in 1969-70, Simpson signed with the Rockets this past March. The 6-5 guard-forward established a new season scoring record at Michigan State University with 667 points in 23 games for a 29 ppg average. He placed fourth in Big Ten point production and was listed 10th in the NCAA Major College listing.

Ralph Simpson's Career Statistics at Michigan State University

years	gms	fgm-fga	pct.	ftm-fta	pct.	rebs	pfs	tps	avg.
1969-70 (1)	23	264-588	.448	139-169	.822	239	73	667	29.0

DAN HESTER, LOUISIANA STATE UNIVERSITY
6-8, 230, 22 years old, Mount Vernon, Illinois



May have best hands of any player on Rockets' squad. Makes him one of the team's top rebounders. Played his collegiate basketball with Pete Maravich at LSU. Averaged 9 ppg as a junior in 1968-69 and 16.1 ppg as a senior in 1969-70. Came up with a 10 retrieves per contest average for 54 collegiate outings. Was an All-America performer at Murray (Okla.) Junior College. All-stater at Mount Vernon (Ill.) high school. Made the first, All-NIT Tournament team last Spring and was named to the Southeastern Conference All-Scholastic five.

STEVE WILSON, HANOVER (Ind.) College
6-5, 185, 22 years old



The surprise of fall camp. After tryouts with Cleveland in the NBA and Kentucky in the ABA, he pleaded for a chance at the Rockets. Reluctantly, Denver gave him an opportunity. Unheralded, he came into the Mile High City and proceeded to make a spot for himself on the squad, eliminating a number of highly publicized prospects including former college teammate Rob St. Pierre, a former NAIA All-American. Very fast for a big guard, Wilson has a future in the ABA. He averaged better than 20 ppg for a 1969-70 Hanover (Ind.) College five that reached the national finals in Kansas City.

ROCKETS CLUB DIRECTORY

BOARD OF DIRECTORS

J. W. (Bill) Ringsby, *Chairman of the Board*

Jack Ashton	Del Klone
Frank Byrne	Donald W. Ringsby
Gail H. Crawford	Gary Ringsby
Jack Grunwald	Larry Varnell

<i>President</i>	Donald W. Ringsby
<i>Vice-President and Secretary</i>	Gary Ringsby
<i>Vice-President and Treasurer</i>	Gail H. Crawford
<i>General Manager</i>	Donald W. Ringsby
<i>Operations Manager</i>	Del Klone
<i>Coach</i>	Stan Albeck
<i>Director of Player Personnel</i>	Bill Gullion
<i>Public Relations Director</i>	Mike Hayes
<i>Trainer</i>	Lloyd Williams
<i>Team Physician</i>	Dr. Dave Garland
<i>Secretary</i>	Jean Oller

GAME INFORMATION

Sites: Auditorium-Arena (6841) and the Coliseum (9456)

Starting Times: 7:30 p.m., weekdays; 7:00 p.m. on Sundays before mid-January, and 3 p.m. for Sundays after mid-January.

Press Passes: Contact Mike Hayes, Director of Public Relations, 24 hours prior to game time. Passes will be provided for accredited press personnel only. WOMEN AND CHILDREN ARE NOT PERMITTED ON PRESS ROW.

J. W. (BILL) RINGSBY CHAIRMAN OF THE BOARD



Recognizing a need to fill a void created by the dwindling successes of AAU and collegiate basketball in Denver, J. W. (Bill) Ringsby and his sons assumed the obligations and responsibilities of one of the American Basketball Association's 11 original franchises... at a considerable risk... in June, 1967.

Through Bill Ringsby's leadership the Rockets' have developed one of the soundest organizations in professional basketball.

Instrumental in the ABA's growth, Ringsby was the league's president in 1968-69 and treasurer in 1969-70. A knowledgeable businessman, J. W. developed the Ringsby System into a transcontinental trucking operation of national prominence from a one-truck company forty years ago.

D. W. RINGSBY PRESIDENT-GENERAL MANAGER

Don Ringsby has been president the Rockets since the family purchased controlling interest in June, 1967. He became General Manager in the spring of 1969.

As GM, Don negotiated a contract with Olympic superstar Spencer Haywood... a maneuver that brought Denver a 1969-70 ABA Western Division championship.

A graduate of the University of Colorado, Don is also senior vice-president of the vast Ringsby System.

Don, 31, and his wife Karen have three children, two boys and a girl.



GARY RINGSBY VICE PRESIDENT-SECRETARY



Currently located in Oakland, California, as an executive trainee in the Ringsby System, Gary has been one of the sole owners of the Denver franchise since the family gained control in June, 1967.

A former president and general manager of Grand Canyon Caverns in Dinosaur City, Arizona, Ringsby maintained business interests in Fort Lauderdale, Florida, until he joined the trucking company.

A graduate of the University of Colorado, Gary, 33, and his wife Linda have two daughters.

GAIL CRAWFORD VICE PRESIDENT-TREASURER

One of the trucking industries leading executives, Gail Crawford is currently president of the Ringsby System and the United Buckingham operation.

As a key man in the Ringsby operation, Crawford has played a significant role in guiding the multi-state trucking company into a leading position in the motor transport industry. Currently he is deeply involved in laying the groundwork for a Ringsby-United Buckingham merger.

Crawford, whose business experience has been invaluable to the Rockets, and his wife LaVerne, are the parents of three married children. They make their home in Denver.



DEL KLONE OPERATIONS MANAGER

Klone has been with the Rockets' organization since its start. During the first two seasons, he was the club's business manager. He took over as operations manager in May, 1969, expanding his activities to include tickets and related sales and supervision of public relations.

The Rockets' operations manager was employed by the Denver-Chicago Truck Lines for 16 years as disbursements manager. He also managed the affairs for the D-C Truckers in the defunct NIBL for eight years.

Klone, and his wife Dorothy have two children, a boy and a girl. Del also has an older son Larry.



BILL GULLION DIRECTOR OF PLAYER PERSONNEL

Another Rockets' staff member experienced in the basketball wars, Gullion joined the club in July, 1969, after a five-year tenure at the University of Denver as Director of Sports Information.

Gullion served as publications editor for the Rawlings Sporting Goods Company and as Commercial Manager of the St. Louis Public Service Company before he joined the staff at DU. He and his wife Carol have two sons.



MIKE HAYES PUBLIC RELATIONS DIRECTOR

Hayes, 26, worked as a sports writer with The Denver Post for the past 2 ½ years, and before that worked as a reporter with the Peoria Journal Star in Peoria, Ill., for six years. While in high school he was a sports writer with the Pekin Daily Times in Pekin, Ill.

Hayes attended Bradley University in Peoria and the University of Colorado. He is single.

LLOYD WILLIAMS TRAINER

One of the original Rockets, Williams has gained the reputation as one of the American Basketball Association's top trainers. He joined the club in 1967 after a seven-year tenure as head trainer at the University of Colorado.

A 1958 graduate of the University of Colorado, Lloyd and his wife Patricia live in Arvada, Colorado. They have two children, a boy and a girl.



JEAN OLLER SECRETARY

Jeanie has been in the Rocket's organization since December, 1968. Her many responsibilities have made her one of the most important members of the organization. She assumed her current duties as secretary after a six-year tenure for Ringsby, Red Ball and D-C Trucking firms.

A 1961 graduate of Adams City High School, Jeanie was a cheerleader for two seasons.



ROCKETS 1969-70 STATISTICS

GAME RESULTS

Date	Opponent	Score	Date	Opponent	Score
10-19	New Orleans	L 103-109	1-9	Los Angeles	W 124-119
10-21	at Dallas	L 108-120	1-13	Pittsburgh	W 138-122
10-22	at Indiana	L 107-117	1-15	Dallas	W 126-123
10-24	at New York	L 91-97	1-18	Carolina	W 135-112
10-25	at Washington	L 82-99	1-22	Washington	W 110-121
10-26	Pittsburgh	L 105-127	1-25	Dallas	W 127-118
10-28	at Los Angeles	L 118-126	1-30	at New York	L 98-115
10-31	Washington	W 116-106	2-1	at Carolina	W 109-104
11-1	Los Angeles	W 121-88	2-2	LA at Wichita	W 115-113
11-5	at New Orleans	L 105-119	2-3	Wash at Albuquerque	L 125-142
11-6	at Kentucky	L 119-145	2-5	New Orleans	W 125-98
11-7	at Carolina	L 104-105	2-6	at Los Angeles	L 103-117
11-8	at Indiana	L 96-99	2-8	Miami	W 125-98
11-12	at Pittsburgh	W 125-11	2-12	Kentucky	W 125-111
11-13	at Kentucky	L 104-109*	2-18	at Los Angeles	W 118-107
11-14	New York	W 100-83	2-22	New Orleans	W 113-107
11-16	Dallas	W 89-87	2-25	Carolina	W 120-110
11-18	Indiana	L 105-108	2-27	Indiana	W 112-100
11-21	at Dallas	W 103-100	3-1	Washington	W 137-128
11-26	at New Orleans	L 105-109	3-3	at Dallas	L 130-142
11-28	at Dallas	W 109-103	3-4	at Los Angeles	L 122-135
11-29	at New Orleans	L 101-105*	3-5	Pittsburgh	W 114-97
11-30	at Miami	L 98-103	3-7	at Washington	L 128-144
12-2	at Pittsburgh	W 127-101	3-8	New Orleans	W 108-103**
12-3	at Washington	L 287-99	3-10	at Dallas	L 116-124
12-6	at Washington	W 108-97	3-11	Washington	W 126-106
12-7	at New York	L 96-102	3-12	at New Orleans	L 105-113
12-8	at New Orleans	L 99-105*	3-13	at Carolina	W 103-98
12-11	Washington	L 113-126	3-15	at Miami	W 126-111
12-14	at Los Angeles	W 122-101	3-17	at Kentucky	L 110-119
12-18	New York	W 108-105*	3-18	at Indiana	W 128-112
12-20	at Miami	W 123-114	3-19	at Pittsburgh	L 92-94
12-23	Dallas	W 102-96	3-21	Carolina	W 128-105
12-26	Miami	W 141-122	3-27	New Orleans	W 113-110
12-28	Kentucky	W 135-112	3-28	at Dallas	L 126-150
12-30	Los Angeles	W 123-116	3-31	Los Angeles	W 119-98
1-2	Washington	W 129-113	4-3	New York	W 105-102
1-4	Dallas	W 122-85	4-5	Kentucky	W 112-98
1-6	LA at Fresno	W 120-112	4-8	Dallas	W 152-113
1-7	Washington at LA	W 129-118	4-10	Miami	W 145-141
			4-12	New Orleans	W 132-123
			4-15	Los Angeles	W 152-116

OVERALL RECORD: 51-33. HOME RECORD: 36-5. ROAD RECORD: 15-28. OVERTIME RECORD: 2-4. HOME ATTENDANCE: 257,505 for 41 games or 6,280 per contest. ROAD ATTENDANCE: 150,977 for 43 games or 3,511 a contest. OVERALL ATTENDANCE: 408,482 for 84 games or 4,862 per contest.

PLAYOFF RESULTS

Date	Opponent	Score	Date	Opponent	Score
4-18	Washington	W 130-111	4-28	Washington	W 143-119
4-19	Washington	W 113-133	4-30	Los Angeles	W 123-113*
4-20	at Washington	L 120-125	5-1	Los Angeles	L 105-114
4-22	at Washington	L 114-131	5-4	LA at Anaheim	L 113-119
4-23	Washington	W 132-110	5-5	LA at Long Beach	L 110-114
4-25	at Washington	L 111-116	5-9	Los Angeles	L 107-109

OVERALL RECORD: 5-7. HOME RECORD: 5-2. ROAD RECORD: 0-5. OVERTIME RECORD: 1-0. HOME ATTENDANCE: 57,404 for 7 games or 8,200 per contest. ROAD ATTENDANCE: 18,331 for 5 games or 3,666 a contest. OVERALL ATTENDANCE: 75,735 for 12 games or 5,315 a contest.

* Overtimes

ROCKETS 1969-70 STATISTICS

REGULAR SEASON

As- sists	Er- rors	PF-FO	Individual Rebounds		GP	Min- utes	2-Point		3-Point		FTM-FTA	Pct.	Total Points	Avg. Points
			Off-Def	Total			FGM-FGA	Pct.	FGM-FGA	Pct.				
190	253	221-1	533-1104	1637	84	3808	986-1987	.496	0-11	.000	547-705	.776	2519	29.99
426	237	228-1	143-248	391	75	3027	584-1276	.458	41-165	.458	579-732	.791	1870	24.93
112	137	293-12	250-514	764	69	2454	440-839	.524	0-2	.000	137-174	.787	1017	12.87
149	97	278-7	49-167	216	79	2237	339-759	.447	54-193	.280	121-175	.691	961	12.16
109	158	183-2	204-267	471	69	1847	329-659	.499	0-1	.000	169-243	.695	827	11.99
446	205	205-3	52-181	233	83	2461	236-597	.395	63-178	.354	151-192	.786	812	9.78
47	99	209-2	188-342	530	68	77	1641	245-611	401	0-7	116-193	.601	606	7.87
41	75	180-1	106-146	252	36	1302	204-485	.421	11-50	.220	76-99	.768	517	6.89
30	36	98-0	26-84	110	26	475	45-112	.402	15-58	.259	58-76	.763	193	4.60
4	16	12-0	16-22	38	5	87	10-23	.435	0-1	.000	9-19	.474	29	4.14
4	7	18-0	15-35	50	4	140	20-46	.435	0-0	.000	8-12	.667	48	4.00
15	36	87-2	30-68	98	1	453	76-187	.406	4-17	.235	32-59	.542	196	3.92
44	45	49-1	8-43	51	2	406	39-112	.348	0-1	.000	18-28	.643	96	3.84
4	3	3-0	1-3	4	1	22	2-4	.500	0-0	.000	2-6	.333	6	2.00
1621	1404	2064-32	1621-3274	4845	84	20360	3555-7697	.462	188-684	.275	2023-2713	.746	9697	115.44
1602	1479	2124-40	1469-2973	4442	84	20360	3458-7752	.446	161-534	.301	1927-2571	.750	9328*	111.05

*Haywood scored 2-point field goal for Miami.

++includes games played with this team only.

+ includes games played with all teams.

PLAYOFFS

As- sists	Er- rors	PF-FO	Individual Rebounds		GP	Min- utes	2-Point		3-Point		FTM-FTA	Pct.	Total Points	Avg. Points
			Off-Def	Total			FGM-FGA	Pct.	FGM-FGA	Pct.				
39	41	31-0	79-158	237	12	568	184-357	.515	1-5	.200	69-83	.831	440	36.67
76	29	41-0	23-41	64	12	535	108-187	.578	5-20	.250	88-101	.871	319	26.58
34	27	49-1	45-34	79	12	395	85-170	.500	0-0	.000	22-36	.611	192	16.00
19	24	41-0	36-108	144	12	439	76-172	.442	1-4	.250	36-47	.766	191	15.92
68	25	41-0	8-25	33	12	313	27-68	.397	16-50	.320	24-32	.750	126	10.50
44	11	33-0	13-19	32	11	334	30-101	.297	2-8	.250	18-23	.783	84	7.64
4	2	9-0	9-2	11	6	110	11-20	.550	1-4	.250	2-4	.500	27	4.50
11	9	27-1	5-24	29	10	129	9-22	.409	7-16	.438	6-10	.600	45	4.50
6	10	16-0	10-21	31	7	138	10-41	.244	0-1	.000	3-6	.500	23	3.29
0	0	2-0	0-0	0	2	4	0-1	.000	1-1	1.000	1-3	.333	4	2.00
301	178	290-2	228-432	660	12	2905	540-1139	.474	34-109	.312	269-345	.780	1451	120.92
272	216	297-3	192-441	633	12	2905	536-1083	.495	26-91	.286	264-347	.761	1414	117.83

AMERICAN BASKETBALL ASSOCIATION

1969-70 STATISTICS

TOP TEN SCORERS

HAYWOOD, DENVER	84	2519	30.0
Barry, Washington	52	1442	27.7
Verga, Carolina	82	2258	27.5
Freeman, Miami	79	2163	27.4
Dampier, Kentucky	82	2125	25.9
L. JONES, DENVER	75	1870	24.9
Tart, New York	80	1935	24.2
Carrier, Kentucky	77	1781	23.1
Brown, Indiana	84	1935	23.0
Combs, Dallas	84	1868	22.2

TOP TEN REBOUNDERS

Player	Team	gms	tps	avg.
HAYWOOD, DENVER		84	1637	19.5
Daniels, Indiana		83	1462	17.6
Robbins, N. Orl'ns		82	1332	16.2
Govan, N. Orl'ns		84	1217	14.5
Harge, Washington		84	1177	14.0
Lewis, Pittsburgh		78	1054	13.5
Ligon, Kentucky		84	1094	13.0
Sidle, Miami		84	1082	12.9
Leaks, Dallas		84	1047	12.5
Moore, Kentucky		83	1002	12.1

TOP TEN, 2-PT. FIELD GOALS

Player	Team	made	att.	pct.
Card, Washington		350	661	.530
BECK, DENVER		440	839	.524
Kelly, Pittsburgh		363	704	.516
Brown, Indiana		679	1324	.513
Barry, Washington		509	997	.511
Littles, Carolina		414	814	.509
Ligon, Kentucky		507	998	.508
J. Beasley, Dallas		623	1246	.500
J. Jones, N. Orl'ns		531	1063	.500
HAMMOND, DENVER		329	659	.499

TOP TEN, 3-PT. FIELD GOALS

Player	Team	made	att.	pc.
Carrier, Kentucky		105	280	.375
Dampier, Kentucky		198	548	.361
CONGDON, DENVER		63	178	.354
Combs, Dallas		130	370	.351
Barrett, Washington		62	180	.344
Lehmann, Miami		92	286	.322
Stone, Los Angeles		65	206	.316
Verga, Carolina		66	215	.307
Butler, N. Orl'ns		87	300	.290
WRIGHT, DENVER		54	193	.280

TOP TEN, FREE THROWS

Player	Team	made	att.	pct.
Carrier, Kentucky		454	509	.892
Barry, Washington		400	463	.864
Combs, Dalas		458	548	.836
S. Jones, N. Orl'ns		412	495	.832
Dampier, Kentucky		447	538	.831
John Brisket, Pitt.		329	398	.827
Brown, Washington		362	439	.825
Calvin, L.A.		529	642	.824
Freeman, Miami		626	762	.822
Bill Melchionni, NY		255	311	.820

TOP TEN, ASSISTS

Player	Team	gms	ast.	avg.
Brown, Washington		82	580	7.07
Melchionni, N.Y.		80	457	5.71
Calvin, Los Angeles		84	478	5.69
JONES, DENVER,		75	426	5.68
Dampier, Kentucky		82	447	5.45
CONGDON, DENVER		83	446	5.37
Moe, Carolina		80	435	5.31
J. Jones, N. Orl'ns		70	340	4.86
Brown, Indiana		84	392	4.67
Govan, N. Orl'ns		84	385	4.58

TOP FIVE, PERSONAL FOULS

Player	Team	gms	pfs.	avg.
Moore, Kentucky		83	382	4.60
Ligon, Kentucky		84	360	4.29
Hunter, New York		79	335	4.24
Johnson, New York		74	305	4.12
Harge, Washington		84	328	3.90

TOP FIVE, DISQUALIFICATIONS

Player	team	gms	disq.	avg.
Moore, Kentucky		83	25	3.3
Johnson, New York		74	18	4.1
Hunter, New York		79	15	5.3
Ligon, Kentucky		84	13	6.46
Cueto, Miami		78	12	6.50

AMERICAN BASKETBALL ASSOCIATION

1969-70 STATISTICS

FINAL STANDINGS

Western Division

team	w	l	pct.	ga.
DENVER	51	33	.607	...
Dallas	45	39	.536	6
Washington	44	40	.524	7
Los Angeles	43	41	.512	8
New Orleans	42	42	.500	9

Eastern Division

team	w	l	pct.	ga.
Indiana	59	25	.702	...
Kentucky	45	39	.536	14
Carolina	42	42	.500	17
New York	39	45	.464	20
Pittsburgh	29	55	.345	30
Miami	23	61	.274	36

WESTERN DIVISION PLAYOFFS

DENVER defeated Washington, 4-3
 Los Angeles defeated Dallas, 4-2
 Los Angeles defeated DENVER, 4-1

EASTERN DIVISION PLAYOFFS

Indiana defeated Carolina, 4-0
 Kentucky defeated New York, 4-3
 Indiana defeated Kentucky, 4-1

CHAMPIONSHIP FINALS

Indiana defeated Los Angeles, 4-2

TEAM OFFENSE

no.	gms	tps	avg.
1	84	10079	120.0
2	84	9929	118.2
3	84	9697	115.4
4	84	9547	113.4
5	84	9536	113.5
6	84	9511	113.2
6	84	9511	113.2
8	84	9445	112.4
9	84	9148	108.9
10	84	9064	107.9
11	84	9031	107.5

TEAM DEFENSE

no.	gms	tps	avg.
9	84	9918	118.1
11	84	9983	118.9
5	85	9328	111.0
7	84	9567	113.9
6	84	9450	112.5
4	84	9220	109.7
10	84	9940	118.3
8	84	9884	117.7
3	84	9219	109.7
2	84	8999	107.1
1	84	8990	107.0

TEAM SHOOTING

team	2-point		3-point		free throws	
	made-att.	pct.	made-att.	pct.	made-att.	pct.
Indiana	3378-7112	.475	215-784	.274	2110-2846	.741
DENVER	3555-7697	.462	188-684	.275	2023-2713	.746
Dallas	3588-7681	.467	187-584	.320	2340-2968	.788
Kentucky	3263-7455	.438	330-923	.358	2020-2733	.739
Washington	3601-7636	.472	108-352	.307	2403-3177	.756
Los Angeles	3444-7631	.451	131-489	.268	2266-3022	.750
New Orleans	3295-7386	.446	168-596	.282	1970-2531	.778
Carolina	3381-7530	.449	89-329	.271	1942-2662	.730
New York	3473-7572	.459	70-282	.248	2266-3022	.750
Pittsburgh	3593-7893	.455	128-477	.268	1874-2673	.701
Miami	3510-8003	.439	88-342	.257	2225-2991	.744

ROCKETS AND AMERICAN BASKETBALL ASSOCIATION RECORDS

TEAM (SEASON)

BEST WON-LOST %

ABA—76.9% (60-18), Oakland, 1968-69.
Rockets—60.7% (51-33), 1969-70.

MOST WINS

ABA—60, Oakland, 1968-69.
Rockets—51, 1968-69

WORST WON-LOST %

ABA—21.8% (17-61), New York, 1968-69.
Rockets—56.4% (44-34), 1968-69.

MOST DEFEATS

ABA—61, New York, 1968-69.
Rockets—34, 1968-69.

MOST CONSECUTIVE WINS

ABA—16 by Oakland, 1968-69.
Rockets—15, 1969-70.

MOST CONSECUTIVE DEFEATS

ABA—17, Oakland, 1967-68.
Rockets—7, 1969-70.

MOST POINTS

ABA—10,079, Dallas, 1969-70.
Rockets—9697, 1969-70.

HIGHEST PPG AVERAGE

ABA—126.5, Oakland, 1968-69.
Rockets—115.4, 1969-70.

FEWEST POINTS

ABA—8074, Houston, 1967-68.
Rockets—8244, 1967-68.

LOWEST PPG AVERAGE

ABA—103.5, Houston, 1967-68.
Rockets—105.7, 67-

MOST 2-PT FG ATTEMPTS

ABA—8003, Miami, 1969-70.
Rockets—7697, 1969-70.

MOST 2-PT FGS MADE

ABA—3601, Washington, 1969-70.
Rockets—3555, 1969-70.

BEST %, 2-PT FGS

ABA—47.5%, Oakland, 68-
and Indiana, 1969-70.
Rockets—46.2%, 1968-69 and 1969-70.

MOST 3-PT FG ATTEMPTS

ABA—1006, Minnesota, 1968-69.
Rockets—684, 1969-70.

MOST 3-PT FGS MADE

ABA—335, Kentucky, 1968-69.
Rockets—188, 1969-70.

BEST %, 3-PT FGS

ABA—35.8%, Kentucky, 1969-70.
Rockets—27.5%, 1969-70.

MOST FT ATTEMPTS

ABA—3434, Oakland, 1968-69.
Rockets—2769, 1968-69.

MOST FTS MADE

ABA—2607, Oakland, 1968-69.
Rockets—2026, 1968-69.

BEST %, FTS

ABA—78.8%, Dallas, 1969-70.
Rockets—74.6%, 1969-70.

MOST REBOUNDS

ABA—4845, Denver, 1969-70.
Rockets—same.

MOST ASSISTS

ABA—1961, Washington, 1969-70.
Rockets—1621, 1969-70.

MOST TURNOVERS

ABA—1991, Washington, 1969-70.
Rockets—1404, 1969-70.

MOST PERSONAL FOULS

ABA—2409, Kentucky, 1969-70.
Rockets—2102, 1968-69.

ROCKETS AND AMERICAN BASKETBALL ASSOCIATION RECORDS

TEAM (GAME)

MOST POINTS

ABA—177, by Indiana vs. Pittsburgh (135), 4-12-70.

Rockets—152, vs. Dallas, 4-8-70, in Auditorium-Arena

LARGEST WINNING MARGIN

ABA—51, by Dallas vs. Washington, 12-7-69, (143-91)

Rockets—39, vs. Dallas, 4-8-70, in Auditorium-Arena.

LEAST POINTS

ABA—75, by Kentucky vs. Minnesota (125), 11-14-67, and by Pittsburgh vs. Minnesota (101), 11-24-67.

Rockets—77 vs. Pittsburgh, 10-27-67, in Auditorium-Arena.

MOST 2-PT FIELD GOALS MADE

ABA—65, by Oakland vs. New York, 4-1-69.
Rockets—60, vs. Anaheim, 2-15-68, in Coliseum

MOST 2-PT FIELD GOAL ATTEMPTS

ABA—131 by Miami vs. Dallas, 2-10-70, and by Minnesota vs. New Orleans, 12-6-67 (OT).
Rockets—124, vs. Anaheim, 3-15-68, in Coliseum, and vs. New Orleans, 11-11-67, in New Orleans, La.

BEST %, 2-PT FIELD GOALS MADE

ABA—, 656 (40-61), by Indiana vs. New York, 4-5-70.
Rockets—, 607 (51-84), vs. Kentucky, 4-6-69, in Auditorium-Arena.

MOST 3-PT FIELD GOALS MADE

ABA—12 by Kentucky vs. Miami, 3-1-69
Rockets—8 vs. Oakland, 11-21-68, in Auditorium-Arena.

MOST 3-PT FIELD GOALS ATTEMPTED

ABA—32, by Anaheim, vs. Denver, 2-15-68
Rockets—28, vs. New Orleans, 4-12-70, in Auditorium-Arena.

BEST %, 3-PT FIELD GOALS MADE

ABA—, 706 (12-17) by Kentucky vs. Indiana, 3-1-69
Rockets—no significant figure

MOST FREE THROWS MADE

ABA—60, by Indiana vs. Los Angeles, 2-1-69.
Rockets—47, vs. Anaheim, 2-7-68, in Auditorium-Arena.

MOST FREE THROWS ATTEMPTED

ABA—73, by Miami, vs. New York, 11-20-68.
Rockets—59, vs. Anaheim, 1-19-68, in Anaheim, California.

BEST %, FREE THROWS MADE

ABA—1,000 (36-36) by Houston, vs. New York, 1-17-69.
Rockets—96.4½ (27-28), vs. Indiana, 12-7-67, In Indianapolis, Indiana.

MOST REBOUNDS

ABA—93, by Denver vs. Dallas, 4-8-70, in Auditorium-Arena.

Rockets—same as above

MOST OFFENSIVE REBOUNDS

ABA—44, by Minnesota vs. New Orleans, 12-6-67, and by Minnesota vs. New Jersey, 2-8-68.

Rockets—36, vs. New Orleans, 3-8-70, and vs. Dallas, 4-8-70, both in Auditorium-Arena.

MOST DEFENSIVE REBOUNDS

ABA—60, by Oakland vs. Los Angeles, 1-14-69.
Rockets—57, vs. Dallas, 4-8-70, and vs. Indiana, 2-27-70, both in Auditorium-Arena.

MOST ASSISTS

ABA—43, by Indiana, vs. Pittsburgh, 4-12-70
Rockets—39, vs. Washington, 2-3-70, in Auditorium-Arena.

MOST TURNOVERS

ABA—40, by Oakland, vs. Kentucky, 11-29-68.
Rockets—32, vs. Minnesota, 11-16-67, in Blomington, Minnesota.

MOST PERSONAL FOULS

ABA—46, by New York, vs. Washington, 12-26-69.
Rockets—38, vs. Anaheim, 1-19-68, in Anaheim, California

MOST PLAYERS DISQUALIFIED ON PFS

ABA—5, by Indiana vs. Oakland, 1-30-69, and by Los Angeles vs. Indiana, 2-1-69.
Rockets—no significant figure.

TEAM (HALF)

MOST POINTS

ABA—91 (2nd) by Dallas vs. Miami, 3-22-70
Rockets—82, vs. New Orleans, 3-2-69, in Auditorium-Arena.

LEAST POINTS

ABA—25 (1st), by Minnesota vs. Indiana, 1-10-68.
Rockets—33, vs. Washington, 10-25-69, in Washington, D.C.

TEAM (QUARTER)

MOST POINTS

ABA—51, by Pittsburgh, vs. Oakland, 2-26-68, by Indiana, vs. Los Angeles, 2-1-69., and by Indiana vs. Pittsburgh, 4-12-70.
Rockets—50, vs. Los Angeles, 4-15-70, in Auditorium-Arena.

LEAST POINTS

ABA—8, by Minnesota, vs. Kentucky, 11-9-67, by Denver vs. Pittsburgh, 3-19-70, and by Carolina vs. Kentucky, 3-30-70.
Rockets—8, vs. Pittsburgh, 3-19-70, in Pittsburgh, Pa.

ROCKETS AND AMERICAN BASKETBALL ASSOCIATION RECORDS

PLAYER (CAREER)

MOST GAMES PLAYED

ABA—244, Harge, Carolina, 1967-70.
Rockets—226, Jones, 1967-70.

MOST MINUTES PLAYED

ABA—9640, Dampier, Kentucky, 1967-70.
Rockets—9154, Jones, 1967-70.

MOST POINTS

ABA—5745, Jones, Denver, 1967-70.
Rockets—same.

BEST SCORING AVERAGE

ABA—30.3, Barry, Virginia, 1968-70.
Rockets—30.0, Haywood, 1969-70.

MOST 2-PT FGS MADE

ABA—1993, Daniels, Indiana, 1967-70.
Rockets—1913, Jones, 1967-70.

MOST 2-PT FG ATTEMPTS

ABA—4420, Daniels, Indiana, 1967-70.
Rockets—4174, Jones, 1967-70.

MOST 3-PT FGS MADE

ABA—435, Dampier, Kentucky, 1967-70.
Rockets—98, Warley, 1967-70.

MOST 3-PT FG ATTEMPTS

ABA—1242, Dampier, Kentucky, 1967-70.
Rockets—345, Warley, 1967-70.

MOST FTS MADE

ABA—1700, Jones, Denver, 1967-70.
Rockets—same.

MOST FT ATTEMPTS

ABA—2175, Jones, Denver, 1967-70.
Rock

MOST FT ATTEMPTS

ABA—2175, Jones, Denver, 1967-70.
Rockets—same.

MOST ASSISTS

ABA—1630, Brown, Virginia, 1967-70.
Rockets—954, Jones, 1967-70.

MOST ERRORS

ABA—1042, Brown, Virginia, 1967-70.
Rockets—687, Jones, 1967-70.

MOST PFS

ABA—979, Ligon, Kentucky, 1967-70.
Rockets—769, Jones, 1967-70.

MOST REBOUNDS

ABA—3931, Daniels, Indiana, 1967-70.
Rockets—2102, Beck, 1967-70.

MOST OFFENSIVE REBOUNDS

ABA—1308, Daniels, Indiana, 1967-70.
Rockets—673, Beck, 1967-70.

MOST DEFENSIVE REBOUNDS

ABA—2623, Daniels, Indiana, 1967-70.
Rockets—1429, Beck, 1967-70.

PLAYER (SEASON)

BEST %, 2-PT. FIELD GOAL ATTEMPTS

ABA—55.2% (411-745) by Billy McGill,
Denver, 1968-69.
Rockets—same as above.

MOST 3-PT. FIELD GOAL ATTEMPTS

ABA—552, by Louis Dampier, Kentucky,
1968-69.
Rockets—193, by Lonnie Wright, 1969-
70.

MOST 3-PT. FIELD GOALS MADE

ABA—199, by Louis Dampier, Kentucky,
1968-69.
Rockets—63, by Jeff Congdon, 1969-70.

BEST %, 3-PT. FIELD GOAL ATTEMPTS

ABA—37.9% (125-330), by Darel Car-
rier, 1968-69.
Rockets—35.4% (63-178), by Jeff Cong-
don, 1969-70.

MOST POINTS

ABA—2519, by Spencer Haywood, Den-
ver, 1969-70.
Rockets—Same as above.

MOST POINTS PER GAME

ABA—34 ppg, by Rick Barry, Oakland,
1968-69.
Rockets—30, by Spencer, Haywood,
1969-70.

MOST 2-PT. FIELD GOAL ATTEMPTS

ABA—1987, by Spencer Haywood, Den-
ver, 1969-70.
Rockets—Same as above.

MOST 2-PT. FIELD GOALS MADE

ABA—986, by Spencer Haywood, Den-
ver, 1969-70.
Rockets—Same as above.

ROCKETS AND AMERICAN BASKETBALL ASSOCIATION RECORDS

PLAYER (GAME)

MOST POINTS

ABA—59, by Haywood, Denver, vs. LA, 4-15-70, in Auditorium-Arena.

Rockets—same or above

MOST 2-PT FIELD GOALS MADE

ABA—25, by Daniels, Indiana, vs. New York, 3-18-69.

Rockets—23, by Haywood, vs. LA, 4-15-70, in Auditorium-Arena.

MOST 2-PT FIELD GOAL ATTEMPTS

ABA—45, by Haywood, Denver vs. LA, 4-15-70, in Auditorium-Arena.

Rockets—same or above.

BEST %, 2-PT FIELD GOALS MADE

ABA—1.000 (14-14) by Brown, Indiana, vs. Denver, 1-25-69.

Rockets—.827 (9-11) by several players.

MOST REBOUNDS

ABA—33, by Daniels, Indiana, vs. Miami, 3-6-70.

Rockets—31, by Haywood, vs. Kentucky, 11-13-69, in Louisville, Kentucky

MOST OFFENSIVE REBOUNDS

ABA—16, by Daniels, Minnesota, vs. New Orleans, 1-23-67; by Daniels, Minnesota, vs. Pittsburgh, 1-30-68; by Hill, Miami, vs. Pittsburgh, 3-8-70.

Rockets—15 by Haywood, vs. Kentucky, 2-12-70, in Auditorium-Arena.

MOST DEFENSIVE REBOUNDS

ABA—23, by Harding, Indiana, vs. New Jersey, 2-8-68; and by Daniels, Indiana, vs. Kentucky, 10-25-68.

Rockets—22, by Haywood, vs. Indiana, 2-1-70, in Auditorium-Arena.

MOST 3-PT FIELD GOALS MADE

ABA—10 by Selvage, Anaheim, vs. Denver, 2-15-68.

Rockets—5, by Jones, vs. Washington, 1-2-70, in Auditorium-Arena.

MOST 3-PT FIELD GOALS ATTEMPTED

ABA—26, by Selvage, Anaheim, vs. Denver, 2-15-68.

Rockets—10, by Wright, vs. Oakland, 11-21-68, and Congdon, vs. New Orleans, 4-12-70, both in Auditorium-Arena.

BEST %, 3-PT FIELD GOALS MADE

ABA—1.000 (7-7), Carrier, Kentucky, vs. Minnesota, 11-6-68.

Rockets—.800 (4-5), by Congdon, vs. Dallas, 1-15-70, in Auditorium-Arena.

MOST FREE THROWS MADE

ABA—24, by Jackson, New Jersey, vs. Kentucky, 11-27-67.

Rockets—19, by Jones, vs. Houston, 2-26-69, Houston, Texas.

MOST FREE THROWS ATTEMPTED

ABA—29, by Jackson, New Jersey, vs. Kentucky, 11-27-67.

Rockets—24, by Jones, vs. Houston, 2-26-69, in Houston, Texas.

BEST %, FREE THROWS MADE

ABA—1.000 (23-23) by Barry, Oakland, vs. Kentucky, 2-7-69.

Rockets—1.000 (13-13) by Jones, vs. Dallas, in Dallas, Texas, and by Haywood, vs. Indiana, 2-27-70, in Auditorium-Arena.

MOST ASSISTS

ABA—22, by Chubin, Anaheim, vs. Dallas, 1-14-68.

Rockets—14, by Congdon, vs. Pittsburgh, 3-5-70, in Auditorium-Arena.

ABA DIRECTORY

AMERICAN BASKETBALL ASSOCIATION: 42nd Floor, 1700 Broadway, New York, New York 10019. Phone: 212-867-8445

Commissioner: Jack Dolph
Executive Director: Thurlo McCrady
Public Relations: Burt Schultz
Supr. of Officials: Norm Drucker
President: Wendell Cherry
Vice-Pres.: Bill Daniels
Treasurer: Roy Boe
Secretary: Robert Folsom



THE CAROLINA COUGARS, Greensboro Coliseum, Greenboro, North Carolina 27401. Phone: 919-292-7460

President: Carl Scheer
General Manager: Carl Scheer
Public Relations: Ans Dilley
Coach: Jerry Steele (es) McKinney
Arenas:
Greensboro Coliseum (8900)
Charlotte Coliseum (11-666)
Raleigh, Dorton Arena (7500)



DENVER ROCKETS, 3201 Ringsby Court, Denver, Colorado 80216
Phone: 303-255-0707

President: Donald W. Ringsby
General Manager: Donald W. Ringsby
Public Relations: Mike Hayes
Coach: Stan Albeck
Arenas:
Auditorium-Arena (6851)
The Coliseum (9456)



THE FLORIDA FLORIDIANS, Suite 501A, 1674 Meridan Avenue, Miami Beach, Florida 33139. Phone: 305-531-8191

President: Ned Doyle
General Manager: Dennis Murphy
Public Relations: Ken Small
Coach: Hal Blitman
Arenas: Tampa Hixon Hall (6000),
Miami Beach Convention Hall (9000),
Jacksonville Coliseum (8500),
West Palm Beach Auditorium (5500)

FLORIDIANS

ABA DIRECTORY

THE INDIANA PACERS, 638 East 38th Street, Indianapolis, Indiana
46205. Phone: 317-923-3636

President: L. Charles DeVoe
General Manager: John Weissert
Public Relations: Tom Feske
Coach: Bob Leonard

Arenas:
Fairgrounds Coliseum (9,111)
Anderson High School (9,000)



THE KENTUCKY COLONELS, Convention Center, 525 West Walnut
Street, Louisville, Kentucky 40202. Phone: 502-582-2083

President: Mike Storen
General Manager: Mike Storen
Public Relations: David Vance
Coach: Frank Ramsey

Arenas:
Convention Center (6000),
Freedom Hall (18,000)



MEMPHIS PROS, Mid-South Coliseum, Mid-South Fairgrounds, Mem-
phis, Tennessee 38104.

President: P. L. Blake
General Manager: Babe McCarthy
Public Relations: Robert Fulton
Coach: Babe McCarthy

Arenas:
Mid-South Coliseum (10,753)



NEW YORK NETS, 159 North Franklin, Hempstead, New York 11550
Phone: 516-481-3900

President: Roy Boe
General Manager: Lou Carnesecca
Public Relations: Barney Kremenko
Coach: Lou Carnesecca

Arena:
Island Garden (5200)



ABA DIRECTORY

PITTSBURGH CONDORS, Suite 193, Carlton House, Pittsburgh, Pennsylvania 15219. Phone: 516-481-3900

President: Donald J. Bezalher
General Manager: Marty Blake
Publications: Fred Cranwell
Coach: Jack McMahon

Arena:
Pittsburgh Civic Arena (11,839)



TEXAS CHAPARRALS, Suite 234, 2001 McKinney, Dallas, Texas 75201. Phone: 214-741-7591.

President: Robert S. Folsom
General Manager: Max Williams
Public Relations: none
Coach: Bill Blakely

Arenas: Moody Coliseum (9,000),
Fort Worth—Tarrant County Convention
Center (13,500)—Lubbock Municipal
Coliseum (10,400)



UTAH STARS, The Salt Palace, Salt Lake City, Utah 84101. Phones: 801-355-2891

President: Bill Daniels

General Manager: Vince Boryla
Public Relations: Harvey Kirkpatrick
Coach: Bill Sharman



Arenas:
The Salt Palace (12,166)

VIRGINIA SQUIRES, 300 Boush Street, Norfolk, Virginia 23510. Phone: 703-622-2671

President: Earl Foreman
General Manager: Al Bianchi
Public Relations: Andy Cox
Coach: Al Bianchi

Arenas:
Old Dominion U. (5,200)
Hampton Roads Coliseum (10,000)
Roanoke Civic Center (10,145)
Richmond Arena (6,000)



PRIMARY DENVER PRESS, RADIO AND TELEVISION OUTLETS

NEWSPAPERS:

Bick Lucas, Sports Editor; Ralph Moore, Pro Basketball Writer; and Jim Graham, Columnist, The Denver Post, 650 15th St., Denver, Colorado 80202.

Chet Nelson, Sports Editor; and Lynn Howell, Pro Basketball Writer, The Rocky Mountain News, 400 West Colfax, Denver, Colorado 80204.

WIRE SERVICES:

Sports Editor, the Associated Press, 650 15th Street, Denver, Colorado 80202.

Sports Editor, the United Press International, 650 15th Street, Denver, Colorado 80202.

RADIO AND TELEVISION:

Lynn Sanner, Sports Director, Stations KBTR and KBTX, 1089 Bannock, Denver, Colorado 80204.

Fred Leo, Sports Director, Station KWGN, 550 Lincoln, Denver, Colorado 80203.

Starr Yelland, KLZ Radio and Television, 123 Speer Blvd., Denver, Colorado 80203.

Bob Martin, Sports Director; Bob Rubin, Sports Announcer; and Dick Carlson, Sports Announcer; KOA Radio and Television, 1040 Lincoln, Denver, Colorado 80203.

For a complete list of Denver press, radio and television outlets, please contact **Michael Hayes**, Public Relations Director, Denver Rockets, 3201 Ringsby Court, Denver, Colorado 80216.




THE 3R's of RELIABILITY

Founded on **Reliability** in 1925... today Ringsby is a versatile integrated Transportation System operating 2,100 vehicles, over 16,000 miles of authority from 33 terminals and sales offices. Centrally controlled and coordinated to provide regular and specialized services to meet customer requirements, we are still expanding. Ringsby looks upon growth as an obligation to meet the growing, fast changing needs of shippers and consignees across the nation. **RELIABILITY** built The Ringsby System... it's built into our service... the **RELIABILITY** remains the same.



GENERAL COMMODITIES
BULK COMMODITY • HEAVY HAULING
TEMPERATURE CONTROLLED COMMODITIES
GENERAL OFFICES: DENVER, COLORADO



HOME SCHEDULE

Wed. 10/21/70	Texas
Fri. 10/23/70	Pittsburgh
Sun. 10/25/70	Indiana
Tue. 10/27/70	Memphis
Tue. 11/1/70	Utah
Sun. 11/15/70	Utah
Wed. 11/18/70	Indiana at Fort Collins, Colorado
Fri. 11/20/70	New York
Sun. 11/22/70	Memphis
Tue. 11/24/70	Utah
Thu. 12/3/70	Virginia
Sun. 12/6/70	Kentucky
Thu. 12/10/70	Pittsburgh
Tue. 12/15/70	Carolina
Thu. 12/17/70	Memphis
Wed. 12/23/70	Florida
Sat. 12/26/70	Virginia
Tue. 12/29/70	Indiana*
Wed. 12/30/70	Carolina*
Sun. 1/3/71	Texas
Tue. 1/5/71	Utah
Thu. 1/7/71	Pittsburgh
Sun. 1/10/71	Carolina
Tue. 1/12/71	Texas
Sun. 1/17/71	Texas
Thu. 1/21/71	Indiana
Sun. 1/24/71	Kentucky
Sun. 1/31/71	Indiana
Wed. 2/3/71	Texas*
Fri. 2/5/71	Florida*
Wed. 2/10/71	Memphis*
Fri. 2/12/71	Kentucky*
Sun. 2/14/71	New York*
Tue. 2/16/71	Memphis*
Sun. 2/21/71	Utah*
Wed. 3/10/71	Florida*
Tue. 3/16/71	Memphis*
Thu. 3/18/71	Utah*
Thu. 3/25/71	Indiana*
Sat. 3/27/71	Texas at Fort Collins, Colorado
Tue. 3/30/71	Virginia*
Wed. 3/31/71	New York*

ROAD SCHEDULE

Wed. 10/14/70	Utah
Fri. 10/16/70	Indiana
Sat. 10/17/70	Kentucky
Sat. 10/31/70	Utah
Fri. 11/6/70	Kentucky
Sat. 11/7/70	Virginia at Hampton, Va.
Sun. 11/8/70	New York
Tue. 11/10/70	Florida at Miami Beach, Florida
Wed. 11/25/70	Kentucky
Thu. 11/26/70	Pittsburgh
Fri. 11/29/70	Indiana
Sun. 11/30/70	Memphis
Fri. 12/4/70	Texas at Dallas, Texas
Fri. 12/11/70	Memphis
Fri. 12/18/70	Pittsburgh
Sat. 12/19/70	Carolina at Charlotte, N.C.
Sun. 12/20/70	Virginia at site to be set
Tue. 12/22/70	Memphis
Fri. 1/8/71	Texas at Lubbock, Texas
Fri. 1/15/71	Carolina at Greensboro, N.C.
Sat. 1/16/71	Virginia at Norfolk, Va.
Tue. 1/19/71	Texas at Dallas, Texas
Wed. 1/20/71	Memphis
Wed. 1/27/71	Utah
Wed. 1/29/71	Indiana
Sat. 1/30/71	Carolina at Raleigh, N.C.
Sat. 2/6/71	Pittsburgh
Sun. 2/7/71	Indiana
Tue. 2/23/71	Utah
Wed. 2/24/71	Florida at Jacksonville, Fla.
Fri. 2/26/71	Texas at Dallas, Texas
Sun. 2/28/71	New York
Wed. 3/3/71	Utah
Fri. 3/5/71	Texas at Dallas, Texas
Sat. 3/6/71	Memphis
Sun. 3/7/71	Florida at Miami Beach, Florida
Tue. 3/9/71	Texas at Fort Worth, Texas
Fri. 3/12/71	New York
Sun. 3/14/71	Indiana
Sat. 3/20/71	Memphis
Tue. 3/23/71	Utah
Sun. 3/28/71	Indiana

* GAMES AT COLISEUM. ALL OTHER HOME CONTESTS AT AUDITORIUM-ARENA.