2020-21 DENVER NUGGETS

MEDIA GUIDE

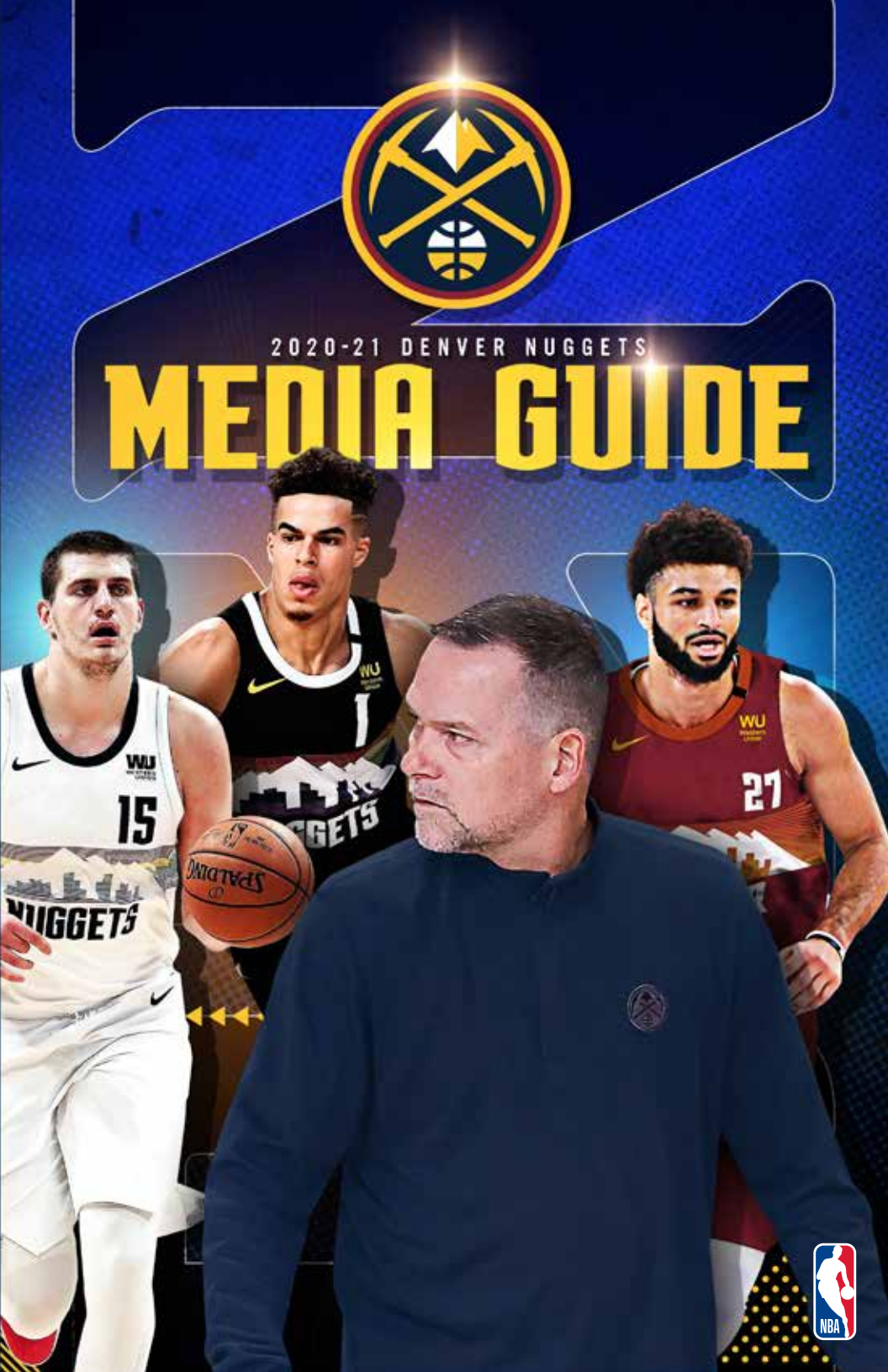



THE FUTURE IS IN YOUR HANDS. **RECYCLE IT.**

OFFICIAL SUSTAINABILITY PARTNER OF THE DENVER NUGGETS



More publications available at:

www.retroseasons.com/library/

TABLE OF CONTENTS

Kroenke, E. Stanley 2
Kroenke Sports & Entertainment 3
Ball Arena Information 4

BASKETBALL STAFF

Kroenke, Josh 6
Connelly, Tim 7
Booth, Calvin / Balcetis, Tommy 8
Johnson, Lisa / Tenzer, Ben 9
O'Brien, Amy / Clibanoff, Jim / Howard, Scott 10
Malone, Michael 11
Unseld Jr., Wes / Adelman, David 12
Fernandez, Jordi / Bowen, Ryan 13
Klask, Charles / Beckett, John 14
Short, Steve / Shimensky, Dan 15
Eichenberger, Felipe / Miller, Jason 16
Additional Basketball Staff 17

PLAYER INFORMATION

2020-21 Training Camp Roster 20
Regular Season Career Highs 21
Barton III, Will 22
Bol, Bol 26
Campazzo, Facundo 28
Čančar, Vlatko 30
Dozier, PJ 32
Green, JaMychal 34
Hampton, R.J. 36
Harris, Gary 38
Hartenstein, Isaiah 42
Howard, Markus 44
Jokić, Nikola 46
Millsap, Paul 50
Morris, Monte 54
Murray, Jamal 56
Nnaji, Zeke 60
Porter Jr., Michael 62
Whittington, Greg 64

MEDIA INFORMATION

Logo History, Media Information 68
Altitude Information 69
Hastings, S. / Marlowe, C. / Lombardi, V. 70
Romero, T. / Dempsey, C. / Hanzlik, B. 71
Winge, K. / Kosmicki, J. 72
Key Dates / Officiating Staff 73
Division Alignment / Playoff Format 74
Medical Glossary 75

2019-20 SEASON IN REVIEW

Roster / Season Highs & Lows 78
Game-by-Game Results 79
Final Stats 80
Individual Season Highs 87
Single-Game Highs / Quarter-by-Quarter Stats 88
Team Leaders / Double Figure Games 89
Games Missed 90
Starting Lineups 91

NUGGETS SEASON-BY-SEASON

Year-by-Year Roster & Results 94
Year-by-Year Stats 180

NUGGETS HISTORY

All-Time Roster 194
All-Time Numbers 256
All-Time Collegiate Roster 258
Nuggets NBA Draft History 261
Nuggets NBA Transactions 264
Individual Awards 276
All-Time Players Among NBA Top 10 Leaders 278
Foreign Born / Hometown Heroes / Olympians 280
All-Star Information 281
Retired Numbers 284
All-Time Coaches 287
Coaching Records 288
All-Time Records vs. Opponents 289
Year-by-Year / Home & Road Records 290
All-Time Month-by-Month Records 292
Season Openers 293
Home Openers 294
Road Openers 295
All-Time Overtime Summary 296
Overtime Records / Year-by-Year Injuries 298
All-Time Attendance 299

DENVER IN THE ABA

Year-by-Year Results (1967-76) 302
Record vs. ABA Opponents 311
Individual Honors / All-Star Information 312
Year-by-Year ABA Playoff Results 313
Career ABA Playoff Leaders 314
Rockets / Nuggets ABA Draft History 315

RECORD BOOK

Individual Regular Season Records 318
Team Regular Season Records 325
Opponent Regular Season Records 330
All-Time Lows 332
Rookie Records 333
All-Time Career Leaders 334
All-Time Scoring Leaders 335
Year-by-Year Leaders 336
Nuggets Top Individual Scoring Games 344
Top Opponent Individual Scoring Games 345
David Thompson's 73-Point Game 347
Nuggets & Opponents 20-20 Club 348
All-Time Triple-Doubles 349
All-Time Opponent Triple-Doubles 351
Highest Scoring Game in NBA History 353
Top Team Scoring Games 354
Largest Margins, Victory & Defeat 355
All-Time Streaks 356
Year-by-Year Streaks 357
Top Nuggets Comebacks 358
Biggest Blown Leads 359
Ball Arena Team Records 360
Ball Arena Individual Records 361

PLAYOFF RECORDS (NBA ONLY)

Year-by-Year Playoff Results 364
Biggest Wins and Losses 367
Playoff Records 368
Individual Series Records 373
Opponent Playoff Records 377
Individual Opponents Series Records 378
All-Time Playoff Scoring Leaders 382
Career NBA Playoff Leaders 383
All-Time NBA Playoff Statistics 384

THE NBA

Atlanta Hawks 392
Boston Celtics 393
Brooklyn Nets 394
Charlotte Hornets 395
Chicago Bulls 396
Cleveland Cavaliers 397
Dallas Mavericks 398
Detroit Pistons 399
Golden State Warriors 400
Houston Rockets 401
Indiana Pacers 402
Los Angeles Clippers 403
Los Angeles Lakers 404
Memphis Grizzlies 405
Miami Heat 406
Milwaukee Bucks 407
Minnesota Timberwolves 408
New Orleans Pelicans 409
New York Knicks 410
Oklahoma City Thunder 411
Orlando Magic 412
Philadelphia 76ers 413
Phoenix Suns 414
Portland Trail Blazers 415
Sacramento Kings 416
San Antonio Spurs 417
Toronto Raptors 418
Utah Jazz 419
Washington Wizards 420
2019-20 Final NBA Standings 422
2019-20 Final NBA Leaders 423
2020 NBA Playoffs 424
NBA G-League 426
NBA Office Directory 428

COMMUNITY & GENERAL INFORMATION

Nuggets Community Outreach 430
Community Ambassadors 431
In-Game Presentation 432
Seating & Parking Maps 435
2020-21 First-Half Season Schedule 436

The 2020-21 Denver Nuggets Media Guide is a joint production of the Nuggets Media Relations and Creative Departments. Research, writing and editing done by Nick O'Hayre, Cody Wise, and Steven Blevins. Design, layout and cover art by Rachel McCracken. Photos by Garrett Ellwood, Bart Young, Mark Junge and NBA photos. All NBA and team insignia depicted in this publication are the property of NBA Properties, Inc. and the respective teams of the NBA and may not be reproduced for commercial purposes without the prior written consent of NBA Properties, Inc. The information contained in this publication was compiled by the Denver Nuggets and is provided as a courtesy to our fans and the press and may be used only for personal or editorial purposes. Any commercial use of this information is prohibited without the prior written consent of the Denver Nuggets.

DENVER NUGGETS
1000 CHOPPER CIRCLE
DENVER, COLORADO 80204
(303) 405-1100
NUGGETS.COM

© 2020 Denver Nuggets

E. STANLEY KROENKE

OWNER/CHAIRMAN, KROENKE SPORTS & ENTERTAINMENT



Mr. E. Stanley Kroenke became owner of the Denver Nuggets, Colorado Avalanche and Pepsi Center on July 6, 2000.

The Nuggets are coming off a trip to the NBA Western Conference Finals in 2019-20, a run that included becoming the first team in NBA history to overcome a 3 games-to-1 series deficit twice in the same playoffs. The Avalanche have made the playoffs in each of the last three seasons—the third-longest streak in franchise history—and have advanced to the second round in back-to-back postseasons for the first time since 2006.

Under Mr. Kroenke's leadership, the Nuggets were one of only two NBA teams to make the playoffs in all 10 seasons from 2003 through 2013, which included a trip to the Western Conference Finals in 2009. From 2006 to 2011, Denver won 50+ games in four consecutive years for the first time in team history and followed that up by winning a franchise-record 57 games in 2012-13. Kroenke has overseen two NBA Executive of the Year winners as well as one Coach of the Year award.

Since Kroenke became owner, the Avalanche won a Stanley Cup (2001), captured four division championships (2000-03, 2013-14), won the Presidents' Trophy (2001) and hosted the NHL All-Star Game (2001). During his first five years of ownership, the Avalanche sold out every home game and went on to post an NHL-record 487 consecutive game sellout streak. The Avalanche have been chosen by the NHL to host two outdoor games in the past five years, as the organization hosted the 2016 Stadium Series at Coors Field and the 2020 Stadium Series at the U.S. Air Force Academy.

In the summer of 2011, Kroenke elevated Josh Kroenke to team President and Governor of the Nuggets. In his expanded role, Josh Kroenke hired Tim Connelly as General Manager and Executive Vice President of Basketball Operations in July 2013 and named Michael Malone as Head Coach in June 2015. Two years later, in the summer of 2013, Mr. Kroenke oversaw the elevation of Josh Kroenke to team President of the Avalanche. Josh Kroenke then named Joe Sakic the club's Executive Vice President of Hockey Operations.

Off the ice and court, one of Kroenke's priorities has been the Colorado community. More than $17 million in contributions have been made to Colorado charities through Kroenke Sports Charities and the Colorado Avalanche and Denver Nuggets Community Funds. The Avalanche and Nuggets continue to be strong supporters of youth hockey and basketball in the state of Colorado through initiatives such as donating all game program sales to youth hockey and basketball teams, as well as sponsoring the Avalanche International Pee-Wee Qualifier Tournament and providing numerous youth basketball camps to help teach the game to local children. Additionally, the Kroenke family donated $1 million to the Red Cross organization following the hurricanes that devastated the coastal regions of the country in August 2017.

Denver-based Kroenke Sports & Entertainment owns Major League Soccer's Colorado Rapids and the National Lacrosse League's Colorado Mammoth. The Rapids hosted the MLS All-Star Game in 2007 and 2015 and won the MLS Cup championship in 2010. The Mammoth has been a playoff participant in all but one of its seasons and won the NLL championship in 2006. The Mammoth also hosted the NLL All-Star Game in 2004 and 2009.

In June 2011, Kroenke became the majority shareholder of Arsenal FC, the storied English Premier League football club. The St. Louis Rams (now the Los Angeles Rams) won the Super Bowl in 2000 while Mr. Kroenke was a co- owner; he became the team's principal owner in August 2010. The Rams won the NFC championship during the 2018 season and played in Super Bowl LIII.

Overall, the Avalanche, Nuggets, Rapids and Mammoth have made 48 playoff appearances, won three league championships and hosted five All-Star Games since 2000-01. Arsenal won the 2014, 2015 and 2017 FA Cup and qualified for the Champions League in 19 consecutive seasons from 1998-99 to 2016-17, the second longest run ever.

In addition to his success as a team owner, Kroenke has been a pioneer in television programming. In September 2004, Kroenke launched Altitude Sports & Entertainment, a 24-hour regional television network that is the broadcast home for the Avalanche, Nuggets, Mammoth and Rapids. Altitude also airs professional, collegiate and high school sporting events throughout the Rocky Mountain region. KSE expanded its media position in 2013 with the acquisition of Outdoor Channel and in 2014 with the acquisition of Sportsman Channel. KSE also owns World Fishing Network.

KSE Radio owns three Denver FM radio stations, KIMN-FM (Mix 100.3), KXKL-FM (Kool 105) and KKSE-FM (Altitude Sports Radio 92.5), the radio broadcast home of the Avalanche, Nuggets, Mammoth and Rapids. KSE Radio also owns one Denver AM station, KKSE (Altitude Sports Radio 950 AM).

The Pepsi Center, a KSE-operated facility and the largest indoor arena, event center and concert venue in Colorado, is the home arena for the Avalanche, Nuggets and Mammoth. On April 7, 2007, KSE opened Dick's Sporting Goods Park, one of the largest soccer-specific complexes in the world. The state-of-the-art sports facility sits on more than 160 acres in Commerce City, Colorado, and holds 18,000 fans for field sports and up to 27,000 for concerts. KSE also owns the Paramount Theatre, a historic landmark in downtown Denver, and through Peak Entertainment, LLC, a joint venture between KSE and AEG Live Rocky Mountains, co-manages 1STBANK Center in Broomfield, a multi-use arena accommodating up to 6,500 people for a variety of events. Pepsi Center, Dick's Sporting Goods Park, the Paramount Theatre and 1STBANK Center are home to more than 300 events annually, including world- renowned acts such as Garth Brooks, U2, Madonna, Taylor Swift, Justin Timberlake, Chris Stapleton, Aerosmith and Bruce Springsteen.

Kroenke's enthusiasm and vision ensure that Denver will continue to be the top entertainment destination in the Rocky Mountain region for generations to come. Local media outlets have consistently named Kroenke one of the most significant people in the Denver arts and entertainment community, saying "no other person entertains more people more often."

Kroenke is the chairman and owner of The Kroenke Group, a private real estate investment and development company with properties located throughout the United States and Canada. Over the past four decades, he has built a reputation as one of the nation's leading real estate developers.

A member of the Missouri Sports Hall of Fame, Kroenke holds undergraduate and graduate degrees from the University of Missouri. In addition to their son Josh, who is President and Governor of the Avalanche and Nuggets and Vice Chairman of Kroenke Sports & Entertainment, Stan and his wife, Ann, have a daughter, Whitney, an award-winning documentary film producer.

KSE EXECUTIVE STAFF



MATT HUTCHINGS
EXECUTIVE VICE PRESIDENT &
CHIEF OPERATING OFFICER



BRUCE GLAZER
EXECUTIVE VICE PRESIDENT &
CHIEF FINANCIAL OFFICER



BEN BOYLAN
EXECUTIVE VICE PRESIDENT PARTNERSHIP
MARKETING & MEDIA SALES



DECLAN BOLGER
SENIOR VICE PRESIDENT, MARKETING
& CHIEF MARKETING OFFICER



KEN MILLER
EXECUTIVE VICE PRESIDENT & GENERAL
MANAGER / EXECUTIVE OFFICER,
ALTITUDE SPORTS & ENTERTAINMENT



DAVE FLECK
SENIOR VICE PRESIDENT,
GENERAL MANAGER, RADIO



BILLI CAPRA
VICE PRESIDENT, BROADCAST
SERVICES



TOMAGO COLLINS
VICE PRESIDENT, COMMUNICATIONS



DEB DOWLING-CANINO
VICE PRESIDENT, COMMUNITY
RELATIONS & FAN DEVELOPMENT

BALL ARENA



OPENED

October 1, 1999

LOCATION

Denver's Central Platte Valley, bordered by Auraria Parkway, Speer Boulevard and adjacent to Elitch Gardens.

LAND

Total of 52 acres. Arena site 45 acres, footprint 4.6 acres, gross square feet 675,000. Building dimensions: 132 feet floor to ceiling, equivalent to a 10-story building; Mezzanine level elevation 15 feet; main concourse level elevation 28 feet; club level elevation 45 feet; upper concourse level elevation 58 feet.

SCOREBOARD

The 60,000-pound, center-hung, state-of-the-art scoreboard contains four large screens — two face the center seating areas, measuring approximately 27' high by 48' long, and two face each end of the seating bowl, measuring approximately 21' high by 25' wide. The display boards contain over 8.5 million pixels in total. Fans seated along the center areas will face a 1080p full HD screen that stretches from 3-point line to 3-point line for basketball, and spans both blue lines for hockey. The scoreboard is one of the largest HD video boards in the NBA.

PARKING

6,400 surface spaces on site — 4,000 regular, 200 handicapped, 2,200 shared with Elitch Gardens.

ELEVATORS AND ESCALATORS

Six passenger elevators and one freight; seven escalators; six interior loading docks.

THEATRE BOXES

Theatre Boxes at Ball Arena deliver an exciting, new fan experience to ensure event day is unmatched. With first class amenities such as VIP Parking, gourmet catering and access to the exclusive Club Level, our Theatre Boxes are sure to make any event enjoyable.

SUITES

95 luxury suites located on two levels; can accommodate 12-16 people each. Suites at Ball Arena are available to lease or to rent on a per event basis. For information on Suite options please contact the Premium Sales and Service department at 303-405-6161 or via the website at BallArena.com and click on Suites.

SEATING

19,520 seats for basketball, 17,809 for hockey; for concerts, 17,600 with end stage, 20,100 with center stage.

MEDIA FACILITIES

Media lounge, equipment room, kitchen, darkroom, workroom, copy room, three TV booths, three radio booths, three auxiliary booths, 80 hockey print media stations, direct elevator access to press box.

PRODUCTION FACILITIES

Studio, audio booth/control room, two video offices, two editing suites, arena control room, makeup room.

NUGGETS LOCKER ROOM

Spacious and recently renovated. Includes a medical and therapy center, a training room, a SwimEx therapy pool, hot and cold tubs, a player lounge, laundry facilities, a video editing room and a coaches conference room. Above the locker room is a regulation NBA practice court and adjacent to the court is a state-of-the-art, full-size weight room.

CLUB LEXUS

Available to season ticket holders, Kroenke Sports & Entertainment offers a state-of-the-art, all-inclusive addition to Ball Arena. Club Lexus is a premier space, with unmatched viewing opportunity and luxurious experience.



PRESENTED BY

WesternUnion \\WU

BASKETBALL STAFF

2020-21 DENVER NUGGETS MEDIA GUIDE



JOSH KROENKE

President & Governor, Denver Nuggets & Colorado Avalanche

Josh Kroenke was promoted to Vice Chairman of Kroenke Sports & Entertainment in the July of 2018. He begins his 11th season as team President/Governor for the Denver Nuggets and Governor of the Avalanche, as he was named to those positions in the summer of 2010. He assumed the additional title of Avalanche team President in 2013, making the upcoming 2020-21 campaign his eighth in that role.

Over the past several seasons, Kroenke has ushered in new eras for both Nuggets basketball and Avalanche hockey. The Nuggets added to their young, energetic core in 2013 by hiring first-year General Manager/Executive Vice President of Basketball Operations Tim Connelly (now President of Basketball Operations). In 2015 Kroenke and Connelly hired Michael Malone to be the franchise's new head coach who finished third in the NBA Coach of the Year voting in 2018-19. The summer of 2017 saw Kroenke and company land one of the largest free agents in the organization's history by inking four-time All-Star Paul Millsap to a multi-year contract. He recently extended the contracts of franchise cornerstones Jamal Murray and Nikola Jokic. Jokic was named an All-Star each of the last two seasons and First Team All-NBA in 2018-19 and Second Team in 2019-20.

During Kroenke's tenure with the Nuggets they have registered six 50+ win seasons, two Western Conference Finals appearances and three Northwest Division titles. He has overseen two NBA Executive of the Year awards, one NBA Coach of the Year award, seven All-Star selections, five All-NBA selections and five players selected to All-Rookie teams. During the 2010-11 season, Kroenke helped orchestrate one of the biggest trades in league history, completing a three-team, 13-player deal with the New York Knicks and Minnesota Timberwolves on Feb. 22, 2011, retooling the Nuggets roster that went on to win a team-record 57 games during the 2012-13 season.

In the summer of 2013, Kroenke named Hockey Hall of Famer Joe Sakic as Executive Vice President/General Manager/Alternate Governor of the Avalanche. The Avalanche responded by winning the Central Division and reaching the playoffs for the first time since 2010. The past three seasons have seen the Avalanche make three consecutive postseason appearances for the first time in 14 years and advance to the second round in each of the last two years.

Kroenke, in conjunction with the National Hockey League, was instrumental in bringing the 2016 Coors Light NHL Stadium Series game to Denver. The event, which featured the Avalanche and the Red Wings playing at Coors Field on Feb. 27, 2016, was the first ever NHL outdoor game in the State of Colorado. The 2019-20 season saw the Avalanche host its second outdoor game in four years, this time at the U.S. Air Force Academy on Feb. 15, 2020 against the Los Angeles Kings.

In November 2017, the Avalanche was selected by the NHL to participate in the 2017 SAP NHL Global Series, which featured a pair of regular-season games against the Ottawa Senators in Stockholm, Sweden. These were the first regular-season games ever played by the Avs in Europe.

In addition to his responsibilities with the Nuggets and Avalanche, Kroenke serves as Alternate Governor for the Colorado Rapids (Major League Soccer) and is on the Board of Directors for Arsenal Football Club (English Premier League) in London. In his role as Vice Chairman of Kroenke Sports & Entertainment, he works closely with KSE executives on multiple business operation.

In 2014, Kroenke was named to the SportsBusiness Daily's prestigious "Forty Under 40" list. The annual list honors the most promising young executives in sports business under the age of 40.

Additionally, Kroenke has spearheaded numerous business initiatives throughout Ball Arena and the Nuggets and Avalanche organizations. In 2013 he oversaw the installation of a 4,400 square foot HD center-hung scoreboard, one of the largest and most technologically advanced scoreboards in a professional sports arena. In just the past two years he has unveiled new home, road and alternate jerseys for the Nuggets, overseen the complete redesign of the Nuggets' locker room, training room and players' lounge, and introduced Club Lexus, offering exclusive amenities and services to Nuggets and Avalanche ticket-holders.

Kroenke is also leading KSE into the fast-growing area of eSports. Instrumental in the decision to create KSE eSports, Kroenke acquired the inaugural franchise in Activision/Blizzard's Overwatch league, now known as the Los Angeles Gladiators. As co-founder of KSE eSports with his father Stan, Josh has helped guide all elements of the operation including branding and launch of the team in January 2018.

Athletic competition has always been a passion for Kroenke, who attended the University of Missouri on a full basketball scholarship. He was a contributor during Missouri's trip to the Elite Eight as a sophomore in 2002, and he earned Academic All-Big XII First Team honors while serving as team captain during his junior and senior seasons. After graduating with a degree in financial management, Kroenke completed a six-month internship with the NBA's League Office working in its Player Development Department. Upon finishing his internship, Kroenke worked on Wall Street where he assisted with the debt underwriting and securitization of numerous commercial real estate transactions.

Away from the Nuggets and Avalanche, Kroenke serves on the Board of Directors for Arsenal Football Club in London and on the Board of Strategic Development for the Trulaske College of Business at the University of Missouri. Kroenke is an active supporter of Kroenke Sports Charities and the Denver Nuggets and Colorado Avalanche Community Funds. He is involved in several other charitable endeavors, including the Todd Peglow Memorial Scholarship Fund at the University of Missouri. He is also a major supporter of the Playing For Change Foundation, which was co-founded by his sister, Whitney, and benefits children worldwide by building schools that specialize in teaching music and arts. He currently serves on the Board of Strategic Development for the Trulaske College of Business at the University of Missouri.



TIM CONNELLY

President of Basketball Operations

Tim Connelly begins his eighth season with the Denver Nuggets and his fourth as President of Basketball Operations. He previously served as General Manager and Executive Vice President of Basketball Operations after being hired to that role in July 2013. Connelly works closely with President and Governor Josh Kroenke in all aspects of team and organizational matters as they aim to keep the Nuggets among the NBA elite.

During his tenure in Denver, Connelly and his staff have shown their knack for finding talent throughout the draft, highlighted by the selection of two-time All-Star Nikola Jokic with the 41st pick of the second round in 2014. He has also overseen the drafting of current starters Gary Harris and Jamal Murray, as well as promising prospects, Michael Porter Jr., Monte Morris and Bol Bol over the past seven seasons. Additionally, Connelly has helped draw the interest of free agents to Denver, including the signing of Paul Millsap in the summer of 2017.

Connelly has helped orchestrate the team's turnaround in recent years as the Nuggets have ascended towards the top of the Western Conference. Denver has captured two straight Northwest Division titles (2018-19, 2019-20), marking the first time since 2008-09 and 2009-10 that the franchise repeated as division champions and just the fifth time in division history there was a repeat winner. Additionally, the Nuggets captured the third seed in the Western Conference playoffs in 2020, making the postseason in consecutive seasons for the first time since 2012 and 2013.

Denver advanced to the Western Conference Finals last season, the first time for the franchise since 2009. It also marked the first time since 1985 and 1986 that Denver secured a playoff series win in consecutive years and they became the first team in NBA history to overcome two 3-1 series deficits in the same postseason.

Connelly, spent three seasons with the New Orleans Pelicans as their assistant general manager before coming to Denver. Prior to his time with New Orleans, Connelly spent 10 years with the Washington Wizards organization where he rose to director of player personnel. In Washington, his role included overseeing scouting, salary cap and database management, player evaluation responsibilities, as well as assisting the vice president of player personnel with all front office duties.

The Baltimore product began working for the Wizards as an intern in the basketball operations department in 1996, and after his graduation from DC's Catholic University in 1999, Connelly was named to the Wizards staff as assistant video coordinator. In 2000, Connelly became a full-time scout for Washington, and later assumed the head scouting role. During his four-year stint as a scout for the Wizards, Connelly traveled across five continents to identify the top talent in the basketball world.

Connelly's service to the game of basketball has spanned the globe in recent years. In 2018, Connelly traveled to Tel Aviv, Israel and served as a coach as part of the NBA's "Basketball Without Borders" program. He also worked in Moscow, Russia in 2012 for the program and his first experience with "BWB" came in the summer of 2006 in South Africa. That same summer he was involved with the Seed Academy in Dakar, Senegal. He has served on the board of GEN Basketball Academy, a Sarajevo-based academy funded by NATO, and has assisted with their youth camps. Additionally, in the summer of 2007, Connelly visited Dublin, Ireland to help raise youth awareness of cultural diversity and integration through the sport of basketball, and to work with the Irish federation on future basketball-related initiatives. Connelly has also visited England with his brother Pat as part of their personal efforts to aid the globalization of basketball.

Connelly is one of seven children, having four brothers and two sisters. Each of Connelly's four brothers -- Joe, Pat, Dan and Kevin -- played basketball at Towson Catholic, the powerhouse Baltimore program, and their love of the game has not faded.

Connelly and his wife Negah have orchestrated vast community events, including hosting an annual Mile-High Ping Pong Challenge which benefits local Denver community organizations.



CALVIN BOOTH

General Manager

Calvin Booth enters his first season as General Manager with the Denver Nuggets after spending the previous three seasons as Assistant General Manager. Prior to his tenure in Denver, Booth spent four seasons with the Minnesota Timberwolves as Director of Player Personnel and most recently as Director of Pro Personnel.

Booth assists Nuggets President of Basketball Operations Tim Connelly and President and Governor Josh Kroenke with all day-to-day operations, scouting, and player personnel matters.

Booth enjoyed a 10-year NBA playing career (1999-2009) with the Washington Wizards, Dallas Mavericks, Seattle Sonics, Milwaukee Bucks, Philadelphia 76ers, Minnesota Timberwolves and Sacramento Kings.

In 366 career games, 83 starts, the 6-11 forward/center averaged 3.3 points, 2.8 rebounds and 0.9 blocks per game. Booth appeared in seven games for Sacramento in the 2008-09 season before retiring in the summer of 2009. After his playing career, he served as a scout, both pro and collegiate, with the New Orleans Hornets in 2012-13.

Booth, a native of Reynoldsburg, Ohio, played college basketball at Penn State from 1995-99 and was Big Ten Defensive Player of the Year as a junior and All-Big Ten Second Team as a senior.

Booth and his wife, Keisha, and their daughters, Carter (17) and Camble (10), and sons, Carey (15) and Clarke (7) reside in Denver.



TOMMY BALCETIS

Assistant General Manager

Tommy Balcetis enters his first season as assistant general manager after spending last season as Vice President of Basketball Strategy and Analytics. This will be Balcetis' eighth season with the Denver Nuggets after previously serving as Director of Basketball Strategy & Analytics for three seasons. He also served as the Manager of Basketball Analytics from 2013 to 2016.

Balcetis works closely with President of Basketball Operations Tim Connelly and General Manager Calvin Booth on day-to-day operations related to scouting, salary cap, and other player personnel matters, along with the Nuggets coaching staff on all analytical assignments.

Balcetis graduated from Harvard University in 2010 with a degree in Economics and Psychology. His background includes working for the NBA League offices in London, England in the international media department from 2012 to 2013 and served as a business consultant at Fidelity Investments from 2010 to 2012.

Balcetis, a native of Vilnius, Lithuania, played basketball at the Sarunas Marculionis Basketball Academy before attending school in the United States. He resides in Denver with his wife Rasa and son.



LISA JOHNSON

Vice President of Basketball Administration

Lisa Johnson enters her 40th season with the Denver Nuggets, where she has spent her entire professional career.

Upon graduation from the University of Denver, Johnson worked her way up through the organization beginning in season ticket sales, receptionist/front office assistant, community relations, media relations and basketball operations before entering her current role as Vice President of Basketball Administration seven seasons ago.

Her job duties include working closely with the various departments throughout KSE with the day-to-day business operations of the organization. Johnson also oversees the team travel, player appearance program, NBA game scheduling, basketball staff ticketing, arena security, and special Nuggets related events.

Lisa has strong roots to Denver and Colorado, she grew up in Littleton where she now resides with her husband Jim. Together they enjoy traveling, Native American art and culture, gardening, horseback riding, music and supporting the local sports teams as well as the theatre and the arts. They also make sure to find time amidst the hectic NBA life for good friends, good food and good wine.



BEN TENZER

Director of Basketball Operations

Ben Tenzer enters his eighth season as the Nuggets Director of Basketball Operations and 12th in the organization, working closely with President and Governor of KSE Josh Kroenke and President of Basketball Operations Tim Connelly on day-to-day management, legal, and operational issues; with a focus on the salary cap and the NBA's Collective Bargaining Agreement.

Tenzer, 36, rejoined the Nuggets organization in 2013 after previously working in various capacities for the front office from 2005-2009.

His background includes working for the NBA Vegas Summer League (2005-2012), Adidas Nations (2010-2012), and Wasserman Media Group (2010). He was also a member of the NBA's global outreach program, Basketball Without Borders-Africa, in 2007 and 2008.

Tenzer, a Los Angeles native, is a graduate of the University of Colorado, Boulder, and Southwestern Law School in Los Angeles. He is a member, and in good standing, of the State Bar of California.

He and his wife, Allie and daughter Sophie reside in Denver.



AMY O'BRIEN

Director of Team Operations and Player Development

Amy O'Brien enters her 16th season with the Denver Nuggets and her eighth year as the Director of Team Operations and Player Development.

Her job duties include serving as a liaison for agents, the NBA, and players with the team. O'Brien also makes sure that "off-the-court" doesn't affect life "on-the-court". She helps players with goal setting like financial security, life after basketball, being better family members and helping the community.

O'Brien, a native of Chagrin Falls, Ohio, graduated from Boston College's Carroll School of Management in 2003. While in school she interned with the Cleveland Cavaliers in their Basketball Operations department and spent time as an intern in the marketing department for the Boston Celtics.

Amy began her work in Community Relations with the Nuggets in 2005 and after spending several seasons in that role, she transitioned to the front office as Basketball Operations Coordinator in 2010.

O'Brien who enjoys being active in the community and outdoor activities, resides in Denver with her husband Ryan and two sons, Connor (6) and Cooper (4).



JIM CLIBANOFF

Director of Scouting

Jim Clibanoff enters his eighth season with the Denver Nuggets front office as the Director of Scouting.

Prior to joining the Nuggets, Clibanoff created and was president his own scouting service called "ClibHoops" to which NBA and international clubs subscribed. Over the 10 years the service ran, Clibanoff appeared as a consultant to various media outlets, providing insights on the NBA Draft and pro prospects from around the world.

Clibanoff, a native of Philadelphia, graduated from Tufts University in 1989 and got his start as Director of Player Personnel for the USBL's Philadelphia Spirit in 1991. Over the subsequent years, he earned his juris doctor from Temple University's Beasley School of Law while continuing his basketball career. Following his time with the Spirit, he continued to evaluate professional players from all over the globe and helped several secure employment in various leagues around the world before starting his personal scouting service.

Clibanoff resides in the Philly suburbs with his wife Felice and his two daughters Elle and Remie.



SCOTT HOWARD

Manager of Player Personnel

Scott Howard is entering his sixth season with the Denver Nuggets front office and his fifth as Manager of Player Personnel. He was originally hired as Director of College Scouting prior to the 2015-16 season.

Prior to joining the Nuggets, Howard spent eight seasons with the Charlotte organization as their Director of Scouting. He spent the previous season as a scout with the Milwaukee Bucks, and spent two years before that with the Toronto Raptors as Director of International Player Personnel, where he was responsible for all aspects of player personnel outside of North America and coordinated player workouts ahead of the NBA Draft. He also served as a scout for the Washington Wizards from 2000-04.

Howard also spent 17 years as a collegiate coach, including seven seasons at the University of Miami, three seasons at the University of Nebraska, and one season each at Southern Illinois, Drake and Southern California.

Howard received his bachelor's degree in physical education in 1983 from Iowa State University, where he was a two-year letterman for the basketball team. He earned his master's degree in educational administration from the University of Iowa in 1985 while serving as a volunteer assistant and graduate assistant coach.



MICHAEL MALONE

Head Coach

Michael Malone enters his sixth season as head coach of the Denver Nuggets. He was named the 16th head coach in Denver's NBA franchise history on June 15, 2015 and currently ranks fourth all-time amongst Nuggets head coaches with 219 wins.

Last season saw Coach Malone lead the Nuggets to a 46-27 record in a COVID-19 shortened season, as they captured their second Northwest Division title in as many years. It marked the first time since 2008-09 and 2009-10 that the franchise repeated as division champions and just the fifth time in division history there was a repeat winner. Denver clinched the third seed in the Western Conference playoffs, making the postseason in consecutive seasons for the first time since 2012 and 2013.

In the Orlando Bubble, Malone helped lead the Nuggets to a 4-3 first round series victory over the Utah Jazz, as they joined elite company, becoming the 12th team in NBA history to come back from a 3-1 deficit to win a series. It also marked the first time since 1985 and 1986 that Denver secured a playoff series win in consecutive years. In the second round, the Nuggets overcame another 3-1 deficit, defeating the L.A. Clippers 4-3, becoming the first team in NBA history to come back from down 3-1 twice in a single postseason. Denver advanced to the Western Conference Finals for fourth time in franchise history and the first since 2009.

Since Malone has taken over prior to the 2015-16 season, the Nuggets have improved on their win total in four of five seasons with the only exception being the 2019-20 shortened season (+3 after 15-16, +7 after 16-17, +6 after 17-18 and +8 in 18-19).

Malone possesses over 23 years of coaching experience, 19 coming in the NBA with six different teams – New York, Cleveland, New Orleans, Golden State, Sacramento and Denver. The teams that Malone has been a member of the coaching staff have amassed 11 playoff appearances, including one NBA Finals showing and three conference finals appearances. Malone and his staff also were selected to coach Team LeBron at the 2019 NBA All-Star game in Charlotte, NC, defeating Team Giannis 178-164.

Before joining the Nuggets, Malone served as the head coach of the Sacramento Kings for two seasons. Before his time with the Kings, Malone was the lead assistant for the Golden State Warriors under Mark Jackson from 2011-13 where they clinched a postseason berth in 2013, their first since 2007.

Prior to Golden State, Malone worked as the lead assistant to Monty Williams in New Orleans and helped the Hornets achieve a 46-36 record and a trip to the 2011 NBA Playoffs. The Hornets were the most improved defensive team in the NBA in 2011, allowing a league-best 8.7 fewer points per game than in the previous campaign (94.0 ppg, after giving up 102.7 ppg in 2009-10).

Malone also served as an assistant coach under Mike Brown for the Cleveland Cavaliers for five seasons, during which the Cavs posted a 272-138 (.663) record, the third-best mark in the NBA over that span. The Cavaliers made five consecutive playoff appearances during Malone's time on the bench, reaching the NBA Finals in 2007 and the Eastern Conference Finals in 2009. In 2008-09, the Cavs notched a franchise record and NBA-best 66 wins, with Malone and the rest of the team's staff earning the right to coach the Eastern Conference All-Star squad. In 2009-10, the Cavaliers again captured the league's best regular season record with 61 wins.

Malone's NBA coaching career began with a four-season stint with the New York Knicks, where he originally joined Jeff Van Gundy's staff as a coaching associate in the summer of 2001, and was promoted to assistant coach in May 2003.

Before joining the NBA, Malone coached seven years in the college ranks, with his last stop coming at Manhattan College where he was the lead assistant. During the 1998-99 season Malone worked at the University of Virginia as its director of men's basketball administration. Malone also spent three seasons (1995-96 – 1997-98) at Providence College under New York Basketball Hall of Fame coach Pete Gillen after beginning his coaching career working for Greg Kampe at Oakland University in Michigan.

Malone is a three-time participant in the NBA's "Basketball Without Borders" program, having coached at the league's global outreach camps in Africa (2017), Puerto Rico (2006) and Argentina (2005). In 2017 Malone traveled to Johannesburg, South Africa where he spent a week coaching at the BWB camps and then served as an assistant coach for Team Africa, for the NBA Africa Game 2017.

Malone also served as an assistant coach for the Canadian Men's Senior National Team for three years. He helped guide the Canadian team to a top-four finish in the 2009 FIBA Americas Championship in Puerto Rico, qualifying Canada for the 2010 World Championships.

A native of Queens, New York, Malone played college basketball at Loyola College in Maryland, where he graduated with a BA degree in 1994. He is a graduate of New Jersey's Seton Hall Prep where he played two years under Bob Farrell. Malone also played a season under Tom Blackburn at Worcester Academy (Mass.).

Michael is the son of longtime NBA coach Brendan Malone, who has coached over 28 years in the league.

He and his wife, Jocelyn, have two daughters, Caitlin and Bridget.

MICHAEL MALONE'S COACHING RESUME

2015-16 – Present	Denver Nuggets Head Coach
2013-14 – 2014-15	Sacramento Kings Head Coach
2011-12 – 2012-13	Golden State Warriors Lead Assistant Coach
2010-11	New Orleans Hornets Lead Assistant Coach
2005-06 – 2009-10	Cleveland Cavaliers Assistant Coach
2003-04 – 2004-05	New York Knicks Assistant Coach
2001-02 – 2002-03	New York Knicks Coaching Associate
1999-00 – 2000-01	Manhattan (NCAA I) Assistant Coach
1998-99	Virginia (NCAA I) Director of Men's Basketball Administration
1995-96 – 1997-98	Providence (NCAA I) Assistant Coach
1994-95	Oakland (NCAA II) Assistant Coach



WES UNSELD JR.

Associate Head Coach

Wes Unseld Jr. begins his first season as Associate Head Coach after spending the previous five seasons as an assistant coach for the Nuggets.

Previously, Unseld spent two seasons as an assistant coach with the Orlando Magic (2012-2014) and spent the 2011-12 campaign as an assistant coach with the Golden State Warriors.

Prior to joining Golden State, Unseld spent 13 seasons with the Washington Wizards, including six seasons as an assistant coach from 2005-11. He played a key role in player development for the Wizards, helping Washington to four consecutive playoff appearances from 2004-08. Unseld's scouting reports were also vital to the team's game planning and preparation.

Unseld began his NBA career in 1997, just four days after graduating from John Hopkins University, as a professional and college scout for Washington. He was promoted later that same year to advance scout. In addition to his nine-year tenure as advance pro scout for the Wizards, he also spent three seasons (1998-2000) as an advance scout for the WNBA's Washington Mystics. In 1998, Unseld spent part of the season serving as an assistant coach for the Mystics.

A native of Maryland and the son of Hall of Famer Wes Unseld, Unseld Jr. played on the men's basketball team at John Hopkins for three seasons. He and his wife Evelyn have two children, Layla and Wes.



DAVID ADELMAN

Assistant Coach

David Adelman begins his fourth season as assistant coach with the Denver Nuggets.

Adelman served as an assistant coach during the 2016-17 season with the Orlando Magic before starting his tenure in Denver. He also spent the previous five seasons (2011-16) with Minnesota, including the final three as an assistant coach. His NBA career began in 2011 as a player development coach. He also served as head coach for the Timberwolves summer league team for three seasons. Prior to joining the Timberwolves, Adelman spent five seasons as head basketball coach at Lincoln High School in Portland, Oregon.

Adelman went 83-53 (.610) during his five seasons at Lincoln, leading the Cardinals to three Portland Interscholastic district championships (2006-07, 2009-10, 2010-11). He also guided Lincoln to the Oregon Class 6A state championship final in 2009. Adelman was named PIL Coach of the Year three times.

Prior to coaching at Lincoln, Adelman was an assistant coach at his alma mater, Jesuit High School in Portland, from 2001-06, helping the team win the state championship in 2005. He also helped Jesuit capture a state title as a player in 1999.

Adelman has participated in the NBA's Basketball Without Borders program, serving as a coach in Russia, China and Africa. He has also served as head coach at numerous clinics and camps, including Adidas Nations and the Pan Pacific Games. Adelman attended the University of Portland before joining the Jesuit staff.

Adelman is the son of Rick Adelman, who served as an NBA head coach for 23 seasons. He has a degree in history from Southern New Hampshire University. Adelman and his wife, Jenny, have one son, Leonard Joseph (L.J.), and one daughter, Lennan Marie.



JORDI FERNANDEZ

Assistant Coach

Jordi Fernandez, a native of Badalona, Spain, enters his fifth season with the Denver Nuggets coaching staff after previously serving as the head coach of the Canton Charge from 2014 - 2016.

Fernandez was named the third Canton Charge head coach in team history on September 18, 2014. In two seasons, he led the Charge to a 62-38 regular season record including two appearances in the D-League Eastern Conference Finals.

Previously to becoming the head coach, Fernandez was the lead assistant for Steve Hetzel with the Canton Charge for one season. He has also spent four seasons as a player development coach for the Cleveland Cavaliers after originally being hired by Cavaliers Head Coach Mike Brown prior to the 2009-10 season.

Fernandez has also served as an assistant coach at an international level for the Spanish National Team, most recently at EuroBasket 2017 and previously at the 2013 U-19 World Championships in Prague and for Club Basquet l'Hospitalet of the Spanish professional league. He also worked as a player development coach with Impact Basketball in Las Vegas.



RYAN BOWEN

Assistant Coach

Ryan Bowen enters his sixth season with the Denver Nuggets coaching staff and his 10th season as an assistant coach in the NBA. Bowen spent two seasons (2011-12 and 2012-13) with Denver before joining Coach Malone's staff in Sacramento and then returned to the Nuggets in 2015. In his role with Denver, he assists in all aspects on the coaching staff, including on-court player development.

A 10-year NBA veteran, he appeared in 507 career games with the Nuggets (1999-2000 – 2003-04), Houston Rockets (2004-05 – 2005-06), New Orleans Hornets (2007-08 and 2008-09) and Oklahoma City Thunder (2009-10). His professional experience includes time playing overseas for Oyak Renault (Turkey) and Ironi Nahariya (Israel). Bowen was selected by the Nuggets in the second round (55th overall) of the 1998 NBA Draft and was recently selected to the Nuggets All-Time Top 50 players voted on by local media.

As a collegian, Bowen enjoyed a four-year career at the University of Iowa, posting 14.4 points, 8.7 rebounds and 2.5 assists per contest during his senior year in 1997-98. He finished his career at Iowa as the school's career field goal percentage leader (.575) and career steals leader (208) and ranks fourth in blocks (124) and eighth in rebounds (804). A two-time All-Big Ten selection, Bowen was inducted into the Iowa Boys Basketball Hall of Fame in 2012.

Following retirement from professional basketball in 2009, Bowen returned to his alma mater as video coordinator for the Hawkeyes, working in that capacity for one season before departing Iowa City for a spot on the Nuggets coaching staff.

A native of Fort Madison, Iowa, Bowen and his wife, Wendy, have a daughter, Isabel, and two sons, Benjamin and Zachary.



CHARLES KLASK

Assistant Coach

Charles Klask enters his third season with the Denver Nuggets after spending the previous four years with the Detroit Pistons coaching staff.

Klask spent the 2013-14 season as an assistant coach/advance scout with the Brooklyn Nets. He also served as an assistant coach with the Pistons from 2011-13 and worked for the Orlando Magic from 2002-11 as a video coordinator, advance scout and the last three years as the scouting information manager.

Before joining the Magic, Klask got his start in the NBA with the Pistons as a video coordinating intern in the summer of 2001 and then became the video coordinator of the Detroit Shock of the WNBA. The previous two years he worked as a coaching assistant with the Grand Rapids Hoops of the CBA and worked as an assistant coach for the Dodge City Legend of the USBL during the summer of 2000.

A native of Livonia, MI, Klask attended Livonia Stevenson High School and is a graduate of Michigan State University. He and his wife, Brienne, have two children.



JOHN BECKETT

Assistant Coach

John Beckett enters his seventh season on the Nuggets coaching staff and second as an assistant coach after spending the previous four seasons as Director of Player Development.

Prior to coming to Denver, Beckett was an assistant coach with the Delaware 87ers of the NBA Development League where he was responsible for conducting individual pregame and pre-practice workouts for players, developing player strength-and-conditioning programs and preparing advanced scouting reports on upcoming opponents. He also helped prepare practice plans and provided detailed progress and scouting reports on 87ers opponents throughout the season.

Before joining the 87ers, Beckett spent nine years with the Atlanta Hawks (2004-13), serving as the team's video coordinator and assisting with player development. In addition to creating video edits as part of the team's game preparation, Beckett led and assisted in workouts and traveled as a college scout.

In addition to his work on the court, Beckett spent 14 years as a freelance production contributor for Turner Sports and NBA TV. He was a member of the Emmy Award-winning "NBA on TNT" studio show.

After being named the 1996-97 Fayette County Player of the Year at Sandy Creek High School, Beckett attended Georgia State University before transferring to Eckerd College in St. Petersburg, Fla., in 1998. Beckett helped the Tritons to the NCAA Division II National Tournament in 2001 and graduated with a degree in Business Management. He later played professionally for the Bergheim Bandits in Germany.



STEVE SHORT

Vice President of Sports Medicine

Dr. Short enters his seventh season with the Nuggets and currently serves as the Vice President of Sports Medicine. He joined Denver in the fall of 2014 as the team's Physical Therapist and Assistant Strength and Conditioning Coach. He is responsible for leading the development, collaboration, and integration of multidisciplinary evidence-based services delivered by organization's high performance unit, which serves the Nuggets athletes and staff.

In 2016, Short served as the lead performance coach for the German National Basketball Team en route to a EuroBasket qualification. Prior to joining the Nuggets, he served in private practice at Back in Motion Physical Therapy in Kingsford, MI.

Short graduated with a Doctor of Physical Therapy degree from the University of Dayton after serving with the Oklahoma City Thunder during the 2013-14 season. While at UD, he conducted research for multiple NBA organizations, presented research nationally and was awarded the UD DPT Student Achievement Award.

From 2005-2010, he earned a dual undergraduate degree in Biology and Exercise Science from Michigan Tech University while quarterbacking the Huskies football team. Short also received a Minor in Psychology, a Certificate in Coaching and became a Certified Strength and Conditioning Specialist during his tenure. He was inducted into the Michigan Tech College of Sciences and Arts Academy in 2018.

Short is a board certified in Sports Physical Therapy through the American Board of Physical Therapy Specialties and is a Fellow of the American Academy of Orthopedic Manual Physical Therapists. He was nominated for the American Physical Therapy Association's Outstanding Physical Therapist Fellow Award in 2020.

He resides in the foothills of the Rocky Mountains with his wife Gretchen, their children Lillian and Noah, and cat Winston.



DAN SHIMENSKY

Head Athletic Trainer

Dan Shimensky enters his 14th season with the Denver Nuggets and his seventh as Head Athletic Trainer. In addition to helping keep the Nuggets health top priority, Dan also takes on various duties within the organization that makes the ballclub run fluently; one of which is coordinating the team's travel.

Along with being a certified and licensed (Colorado) Athletic Trainer, Shimensky has obtained his corrective exercise specialization (CES) and performance enhancement specialization (PES) certifications through the National Academy of Sports Medicine (NASM) and his certification in applied functional science (CAFS) from the Gray Institute. Dan is also a Certified Functional Strength Coach (CFSC) through Mike Boyle's strength and conditioning program. Furthermore, he has obtained his certification in dry needling under the guidelines of Dr. Yun-tao Ma's Systemic Dry Needling for Sport Performance, and in the use of the Personalized Tourniquet System for Blood Flow Restriction (BFR) rehabilitation under the Owens Recovery Science program.

Shimensky served as the Assistant Athletic Trainer/ Assistant Strength and Conditioning Coach for the previous seven seasons (2007-2014) before moving into his current role. During this time he served as an executive committee member representing the Western Conference Assistant Athletic Trainers during the 2013-2014 NBA season.

A graduate of Central Washington University, Shimensky received his master's degree in exercise science. While at CWU, he was the graduate assistant athletic trainer for football and men's basketball.

Prior to his tenure at Central Washington, Shimensky completed his undergraduate work at the University of Utah, receiving his degree in exercise science with an emphasis in athletic training. He worked on the training staff for football and women's gymnastics.

While at Utah, Shimensky also had the opportunity to be involved in numerous internships with several NBA organizations including the Miami Heat (Summer, 2003), the Nuggets (Fall, 2004) and the Seattle Sonics (Summers of 2004, 05, 06).

In 2009, Shimensky was honored to be selected as Head Athletic Trainer for the USA men's U-19 Men's FIBA World Championships. Held in Auckland, New Zealand, Shimensky helped Team USA capture the gold medal, an accomplishment that had not been achieved since 1991.

In 2011, Shimensky was brought back to USA basketball as Head Athletic Trainer for the men's U-16 national team for the FIBA Americas Championship. Hosted in Cancun, Mexico, Shimensky was able to obtain a second gold medal as team USA finished with a perfect 5-0 record.

Shimensky and his wife Heather have a family that include their two sons, Hudson and Harris, daughter Henley and their dog named Koko.

His father, Mike, was a longtime NBA Athletic Trainer.



FELIPE EICHENBERGER

Director of Performance / Head Strength and Conditioning Coach

Felipe Eichenberger begins his first season as the Nuggets Director of Performance/Head Strength and Conditioning Coach after spending the previous three seasons as the teams Head Strength and Conditioning Coach. In this role he is responsible for all the team's weight training, conditioning, daily tracking and load management, and nutritional programs.

Eichenberger came to Denver prior to the 2011-12 campaign and served five seasons as the Assistant Strength and Conditioning coach before being named the Associate Head Strength and Conditioning coach for the 2016-17 season.

A native of Ribeirão Preto, São Paulo, Brazil, Eichenberger attended Northwestern Oklahoma State University where he was a member of the basketball team all four years and graduated with his degree in health and sports science.

Eichenberger interned for a sports development organization in Las Vegas where he trained current and future NBA players after graduating college. He then came to Denver to work as a personal trainer specializing in athletic strength and conditioning before being hired by the Nuggets.

He is an NSCA Certified Strength and Conditioning Specialist (CSCS*RSCC) and owns a master's degree in Kinesiology. He is also certified as a Corrective Exercise Specialist (CES) through NASM, RPR, EXOS and PPSC certified, and is finishing his Muscle Activation Technique specialist certification.

Eichenberger resides in Denver with his girlfriend Carly, their daughter Gia and sons August and Maxwell.



JASON MILLER

Associate Head Athletic Trainer

Jason Miller enters his seventh year with the Denver Nuggets and second as Associate Head Athletic Trainer. Miller assists in overseeing the treatment and rehabilitation of player injuries, coordinating with the behavioral health and wellness team, overseeing gameday athletic trainer internships and ordering medical supplies.

Miller is a graduate of the University of Iowa with a bachelor's degree in Exercise Science, during which time he worked with the Hawkeyes athletic department and men's basketball team. Miller then received his master's degree in Higher Education from Auburn University at which time he spent two years as a Graduate Assistant Athletic Trainer with Auburn's football program, before transitioning to the Head Athletic Trainer with Auburns Men's Basketball team for four seasons.

Miller then took a job with the University of Connecticut's Men's Basketball program for 4 seasons and was honored to be part of the 2004 NCAA national championship team led by Ben Gordon and Emeka Okafor. Miller then headed west to the University of Washington, where he spent one year with the Huskies' football and baseball teams before jumping back into basketball with the Oklahoma State University Men's Basketball program for eight seasons, before being hired in his current role with the Denver Nuggets.

Miller completed his Doctor of Athletic Training degree in August of 2020 from Moravian College.

Miller was also fortunate to be part of USA basketball, where in 2005, he worked with the U21 World Championship team held in Argentina and again in 2009 where he was part of the World University Games, held in Serbia; where the team received the Bronze Medal.

In addition to being a Certified Athletic Trainer, Miller holds multiple certifications including: Certified Exercise Specialist (CES), Performance Enhancement Specialist (PES), Certified Strength and Conditioning Coach (CSCS), Selective Functional Movement Assessment (SFMA), Graston Technique, and Active Release.

Miller and his wife Teresa reside in Denver with their two sons Henry and Sawyer.

BASKETBALL STAFF



TRAVESS ARMENTA
ASSISTANT VIDEO COORDINATOR



JORDAN BICKERSTAFF
VIDEO ROOM ASSOCIATE



STEVEN BLEVINS
MEDIA RELATIONS COORDINATOR



DETHIE FALL
BASKETBALL OPERATIONS ASSOCIATE



SPARKY GONZALES
EQUIPMENT MANAGER



STEPHEN GRAHAM
PLAYER DEVELOPMENT



RAFAL JUC
INTERNATIONAL SCOUT



HERB LIVSEY
LEAD SCOUT



BONIFACE N'DONG
PLAYER DEVELOPMENT



GENE MARQUEZ
ASSISTANT EQUIPMENT MANAGER



ANDREW MUNSON
SPECIAL ASSISTANT TO THE HEAD COACH



NICK O'HAYRE
DIRECTOR OF MEDIA RELATIONS



MARGO OSBORNE
MASSAGE THERAPIST



MARTYNAS POCIUS
SCOUT



CLAUS SOUZA
ASSISTANT STRENGTH AND CONDITIONING COACH



OGNJEN STOJAKOVIC
DIRECTOR PLAYER DEVELOPMENT



MATT TUTTLE
DIRECTOR OF SPORTS SCIENCE/ PHYSICAL THERAPIST



ELVIS VALCARCEL
ADVANCED SCOUT / ASSISTANT COACH



LAYNE VASHRO
SENIOR ANALYST



JON WALLACE
BASKETBALL OPERATIONS ASSOCIATE



CODY WISE
MEDIA RELATIONS MANAGER

NOT PICTURED

KEVIN JACKSON
DIRECTOR, TEAM SECURITY

TERRY RANDOLPH
ASSISTANT, TEAM SECURITY

TEAM SPORTS MEDICINE (UC HEALTH):

Dr. Morteza Khodaee
HEAD TEAM PRIMARY CARE PHYSICIAN

Dr. Karin VanBaak
TEAM PRIMARY CARE PHYSICIAN

Dr. Jack Spittler
TEAM PRIMARY CARE PHYSICIAN

Dr. Alex Reed
TEAM PSYCHOLOGIST

Dr. Shandra Brown Levey
TEAM PSYCHOLOGIST

Dr. Jacqueline Calderone
TEAM PSYCHIATRIST

Dr. Bill Cornwell
TEAM CARDIOLOGIST

Dr. Matthew Zipse
TEAM CARDIOLOGIST

TEAM OPHTHALMOLOGY (UC HEALTH):

Dr. Naresh Mandava
CO-HEAD TEAM OPHTHALMOLOGIST

Dr. Richard Davidson
CO-HEAD TEAM OPHTHALMOLOGIST

Dr. Sophie Liao

Dr. Jasleen Singh

Dr. Leonard Seibold

Dr. Ronald Wise

TEAM ORTHOPEDICS (UC HEALTH):

Dr. Jason Dragoo
HEAD TEAM ORTHOPEDIC PHYSICIAN

Dr. Kenneth Hunt

TEAM PARAMEDICS (STADIUM MEDICAL):

Roger Ames
HEAD TEAM PARAMEDIC

TEAM DENTISTRY (SOUTHBRIDGE DENTISTRY):

Dr. Stephen Barker
CO-HEAD TEAM DENTIST

Dr. Brian Svoboda
CO-HEAD TEAM DENTIST

Dr. Alison Hoover

Dr. Shane Bowen

Dr. Aaron Liddel

Dr. Gary Holt

Dr. Rich McClain
ORAL/MAXILLOFACIAL SURGERY


WU
Western Union



PRESENTED BY

WesternUnion\\WU

PLAYER INFORMATION

2020-21 DENVER NUGGETS MEDIA GUIDE

2020-21 TRAINING CAMP ROSTER

NO.	PLAYER	POS.	HT.	WT.	SCHOOL/COUNTRY	EXP.
5	Will Barton III	G	6-6	175	Memphis/USA	8
10	Bol Bol	C	7-2	220	Oregon/Sudan	1
31	Vlatko Cancar	F	6-8	210	KK Mega Bemax/Slovenia	1
7	Facundo Campazzo	G	5-11	165	Real Madrid/Argentina	R
35	PJ Dozier	G	6-6	205	South Carolina/USA	3
0	JaMychal Green	F	6-8	227	Alabama/USA	6
13	R.J. Hampton	G	6-6	176	NZ Breakers/USA	R
14	Gary Harris	G	6-4	210	Michigan State/USA	6
25	Isaiah Hartenstein	C	7-0	249	Zalgris Kaunas/USA	2
00	Markus Howard	G	5-11	180	Marquette/USA	R
15	Nikola Jokic	C	6-10	250	KK Mega Vizura/Serbia	5
4	Paul Millsap	F	6-8	246	Louisiana Tech/USA	14
11	Monte Morris	G	6-3	175	Iowa State/USA	3
27	Jamal Murray	G	6-4	207	Kentucky/Canada	4
22	Zeke Nnaji	F	6-11	240	Arizona/USA	R
1	Michael Porter Jr.	F	6-10	210	Missouri/USA	1
3	Greg Whittington	F	6-8	212	Georgetown/USA	R

Head Coach: ..... Michael Malone (Loyola-MD)
Associate Head Coach: ..... Wes Unseld Jr. (Johns Hopkins)
Assistant Coaches: ..... David Adelman (Portland), Jordi Fernandez (Inefc Lleida), ... Ryan Bowen (Iowa), Charles Klask (Michigan State), ... John Beckett (Eckerd College)
Director Player Development: ..... Ognjen Stojakovic (Serbia)
Player Development: ..... Stephen Graham (Oklahoma State), Boniface N'Dong
Special Assistant to the Head Coach: ..... Andrew Munson (Iowa)
Assistant Video Coordinator: ..... Travess Armenta (Northern Colorado)
Video Room Associate: ..... Jordan Bickerstaff (Whittier College)
Vice President of Sports Medicine ..... Steve Short (Dayton)
Head Athletic Trainer: ..... Dan Shimensky (Utah)
Dir. of Perf/Head Strength and Conditioning Coach: ..... Felipe Eichenberger (N.W. Oklahoma State University)
Assistant Strength and Conditioning Coach: ..... Claus Antunes de Souza (Tulsa)
Associate Head Athletic Trainer: ..... Jason Miller (Iowa)
Director of Sports Science/Physical Therapist: ..... Matt Tuttle (NY-Upstate)
Massage Therapist: ..... Margo Osborne

PRONUNCIATION GUIDE

Facundo Campazzo (FAH-coon-doe Com-PAH-zo)
Vlatko Cancar (CHAN-char)
Nikola Jokic (ni-KOLA yo-kitch)
Zeke Nnaji (NAH-jee)

HOW THE ROSTER WAS BUILT - DRAFTED (6)

Vlatko Cancar: 2017 NBA Draft, Second Round, No. 48 overall.
Nikola Jokic: 2014 NBA Draft, Second Round, No. 41 overall.
Monte Morris: 2017 NBA Draft, Second Round, No. 51 oveall.
Jamal Murray: 2016 NBA Draft, First Round, No. 7 overall.
Zeke Nnaji: 2020 NBA Draft, First Round, No. 22 overall
Michael Porter Jr.: 2018 NBA Draft, First Round, No. 14 overall.

HOW THE ROSTER WAS BUILT - BY TRADE (4)

Will Barton: From Portland, in exchange for Arron Afflalo and Alonzo Gee on Feb. 19, 2015.
Bol Bol: From Miami, in exchange for cash and a 2022 second round pick on Jun. 21, 2019.
R.J. Hampton: From Milwaukee, in exchange for a 2023 first round pick on Nov. 23, 2020.
Gary Harris: From Chicago, in exchange for Doug McDermott and Anthony Randolph on June 26, 2014.

HOW THE ROSTER WAS BUILT - FREE AGENTS (7)

Facundo Campazzo: Signed on Nov. 30, 2020
PJ Dozier: Signed on Aug. 13, 2019
JaMychal Green: Signed on Nov. 30, 2020
Isaiah Hartenstein: Signed on Nov. 30, 2020
Markus Howard: Signed on Nov. 19, 2020
Paul Millsap: Signed on Jul. 23, 2017
Greg Whittington: Signed on Nov. 24, 2020

REGULAR SEASON CAREER HIGHS

PLAYER	MIN	FGM	FGA	3FGM	3FGA	FTM	FTA	REBS	ASTS	STLS	BS	PTS
WILL BARTON	50 1/2/16 @ GSW	13 11/30/17 VS. CHI	25 (2) 1/2/16 @ GSW	7 (3) 1/16/20 @ GSW	11 (2) 3/6/19 @ LAL	11 10/23/19 @ POR	12 (2) 10/23/19 @ POR	13 (4) 12/22/19 @ LAL	10 12/12/17 @ DET	5 1/30/18 @ SAS	4 12/2/17 VS. LAL	37 11/30/17 VS. CHI
BOL BOL	25 8/6/20 VS. POR	4 8/6/20 VS. POR	7 8/6/20 VS. POR	1 (4) 8/12/20 VS. LAC	2 (3) 8/12/20 VS. LAC	4 8/14/20 @ TOR	5 8/14/20 @ TOR	5 (2) 8/10/20 @ LAL	2 (2) 8/14/20 @ TOR	1 (2) 8/12/20 VS. LAC	3 8/14/20 @ TOR	9 8/6/20 VS. POR
VLATKO ČANČAR	17 2/5/20 @ UTA	2 2/4/20 VS. POR	4 2/28/20 @ LAC	1 1/22/20 @ HOU	2 2/5/20 @ UTA	2 (2) 2/5/20 @ UTA	2 (2) 2/5/20 @ UTA	4 2/5/20 @ UTA	1 (3) 1/22/20 @ HOU	1 1/22/20 @ HOU	1 2/5/20 @ UTA	4 (2) 2/5/20 @ UTA
FACUNDO CAMPAZZO	N/A	N/A	N/A	N/A	N/A	N/A	N/A	N/A	N/A	N/A	N/A	N/A
PJ DOZIER	37 4/9/19 @ WAS	7 1/22/20 @ HOU	14 4/9/19 @ WAS	5 8/14/20 @ TOR	6 (2) 8/14/20 @ TOR	6 8/10/20 @ LAL	7 8/10/20 @ LAL	11 4/9/19 @ WAS	8 (2) 8/14/20 @ TOR	3 2/5/20 @ UTA	2 2/8/20 @ PHX	20 8/14/20 @ TOR
JAMYCHAL GREEN	43 12/5/16 @ NOP	10 3/25/16 @ SAS	18 3/25/16 @ SAS	5 10/30/19 @ UTA	8 3/28/19 @ MIL	12 2/4/17 @ MIN	12 2/4/17 @ MIN	18 12/8/16 VS. POR	7 3/3/18 @ ORL	5 11/30/16 @ TOR	3 (3) 1/16/19 VS. MIL	29 2/4/17 @ MIN
R.J. HAMPTON	N/A	N/A	N/A	N/A	N/A	N/A	N/A	N/A	N/A	N/A	N/A	N/A
GARY HARRIS	46 2/26/16 @ DAL	16 12/13/17 @ BOS	25 12/13/17 @ BOS	6 (2) 3/3/18 @ CLE	11 (3) 1/19/18 VS. PHX	6 (6) 3/3/18 @ CLE	8 (3) 1/16/18 VS. DAL	8 (4) 2/5/20 @ UTA	9 (2) 12/12/17 @ DET	6 11/7/17 VS. BKN	2 (6) 11/30/19 @ SAC	36 (2) 1/3/18 VS. PHX
ISAIAH HARTENSTEIN	34 12/29/19 @ NOP	9 12/29/19 @ NOP	11 12/29/19 @ NOP	1 (2) 11/28/18 VS. DAL	2 (3) 2/7/20 @ PHX	4 (3) 12/31/19 VS. DEN	6 12/31/19 VS. DEN	16 11/16/19 @ MIN	4 12/29/19 @ NOP	2 1/11/20 VS. MIN	5 1/11/20 VS. MIN	19 12/29/19 @ NOP
MARKUS HOWARD	N/A	N/A	N/A	N/A	N/A	N/A	N/A	N/A	N/A	N/A	N/A	N/A
NIKOLA JOKIĆ	48 3/19/18 @ MIA	17 2/10/17 @ NYK	29 1/5/19 VS. CHA	6 10/30/17 @ NYK	10 10/30/17 @ NYK	11 (3) 1/6/20 @ ATL	16 1/6/20 @ ATL	21 (4) 2/5/20 @ UTA	17 2/15/18 @ MIL	5 (2) 4/5/17 @ HOU	5 4/12/17 @ OKC	47 1/6/20 @ ATL
PAUL MILLSAP	60 1/29/17 VS. NY	19 11/9/10 @ MIA	29 1/29/17 VS. NY	7 12/23/13 @ MIA	10 12/23/13 @ MIA	15 1/28/15 VS. BKN	16 (3) 1/28/15 VS. BKN	24 4/13/10 @ GS	10 (2) 3/1/17 VS. DAL	8 3/15/12 VS. MIN	6 (3) 11/9/17 VS. OKC	46 11/9/10 @ MIA
MONTE MORRIS	42 2/5/20 VS. UTA	9 1/7/19 @ HOU	15 (2) 2/2/20 @ DET	4 (2) 3/12/19 VS. MIN	7 (3) 8/14/20 @ TOR	7 8/1/20 VS. MIA	8 8/1/20 VS. MIA	7 (4) 2/2/20 @ DET	10 (2) 2/2/19 @ MIN	3 (6) 2/25/20 @ HOU	2 (2) 3/9/20 VS. MIL	21 1/7/19 @ HOU
JAMAL MURRAY	46 12/27/17 @ MIN	19 11/5/18 VS. BOS	30 11/5/18 VS. BOS	9 12/29/18 @ PHX	12 (3) 11/17/19 @ MEM	10 (4) 1/12/20 VS. LAC	11 (5) 1/12/20 VS. LAC	12 8/8/20 VS. UTA	15 12/18/18 VS. DAL	6 11/20/19 VS. HOU	3 2/6/17 VS. DAL	48 11/5/18 VS. BOS
ZEKE NNAJI	N/A	N/A	N/A	N/A	N/A	N/A	N/A	N/A	N/A	N/A	N/A	N/A
MICHAEL PORTER JR.	45 8/8/20 VS. UTA	12 8/3/20 @ OKC	19 8/5/20 @ SAS	5 8/5/20 @ SAS	9 8/5/20 @ SAS	9 8/3/20 @ OKC	9 8/3/20 @ OKC	15 8/5/20 @ SAS	5 1/16/20 @ GSW	3 1/28/20 @ MEM	2 (3) 1/31/20 @ MIL	37 8/3/20 @ OKC
GREG WHITTINGTON	N/A	N/A	N/A	N/A	N/A	N/A	N/A	N/A	N/A	N/A	N/A	N/A
NUGGETS	3 OT (5) 2/10/13 @ BOS	68 12/13/83 VS. DET	130 11/2/90 VS. GSW	24 (2) 2/15/18 @ MIL	46 1/31/20 @ MIL	51 (2) 10/29/83 @ SD	65 4/10/77 @ NO	73 1/5/91 VS. PHI	52 4/21/89 @ GSW	20 (7) 3/18/89 VS. MIA	19 11/24/87 VS. NJ	184 12/13/83 VS. DET
OPPONENTS	3 OT (5) 2/10/13 @ BOS	74 12/13/83 DET	136 12/13/83 DET	23 8/6/20 POR	55 8/8/20 UTA	52 3/3/14 MIN	66 12/23/83 @ UTA	75 (2) 11/28/86 @ IND	52 3/18/83 @ SEA	22 3/20/97 SEA	22 12/12/91 @ NJ	186 12/13/83 DET

Number in parenthesis indicates how many times that mark has been achieved.

WILL BARTON III

ABOUT ME:

Position: Guard
Height/Weight: 6'6"/190
Date of Birth: 1/6/91
College: Memphis
Pro Experience: 8 years

2019-20 STATS:

PPG 15.1
RPG 6.3
APG.....3.7



2019-20

PPG: 15.1 **RPG: 6.3** **APG: 3.7** **MPG: 33.0**
10+ PTS: 47 **20+ PTS: 11** **30+ PTS: 1** **10+ RBS: 7** **10/10: 7**

Posted 23 points going 4-9 from three and six rebounds in 38 minutes at DAL on 3/11 … Tallied 22 points on 9-18 shooting, eight rebounds and four assists in 37 minutes at CLE on 3/7 … Posted 16 points on 6-10 shooting, seven rebounds and two assists in 34 minutes at CHA on 3/5 … Tallied 16 points, nine rebounds and five assists returning from injury at OKC on 2/21 … Posted 24 points (6-9 3FG's), a season-high tying eight assists and seven rebounds in 34 minutes at MIL on 1/31 … Registered a season-high 31 points (7-10 3FG's), seven assists and five rebounds in a season-high 43 minutes at GSW on 1/16 … Recorded 28 points (12-20 FG's), nine rebounds and five assists in 37 minutes at ATL on 1/6 … Posted 20 points on 8-18 shooting, seven assists and six rebounds in 26 minutes vs. MEM on 12/28 … Tallied 14 points, a career-high tying 13 rebounds and five assists in 32 minutes at LAL on 12/22 … Recorded 26 points (10-19 FG's), seven rebounds, seven assists and two steals in 40 minutes at PHI on 12/10 … Posted 17 points on 7-13 shooting, eight rebounds and a season-high eight assists vs. WAS on 11/26 … Tallied a season-high 22 points (4-7 3FG's), eight rebounds and four assists in 33 minutes vs. PHX on 11/24 … Registered 13 points including six points in OT, 12 rebounds, five assists and two steals in 38 minutes at MIN on 11/10 … Recorded a season-high 20 points (8-12 FG's, 2-4 3FG's), seven rebounds, two steals, one assist and one block in 36 minutes vs. PHI on 11/8 … Posted 15 points (5-10 FG's), 10 rebounds and four assists in 32 minutes vs. MIA on 11/5 … Registered 19 points on 8-16 shooting, 11 rebounds and one assist in 37 minutes vs. DAL on 10/29 … Recorded 13 points on 5-14 shooting and grabbed nine rebounds in 29 minutes at SAC on 10/28 … Posted 19 points going 11-12 from the free throw line and five rebounds in 31 minutes in the season opener at POR on 10/23.

CAREER

NBA: Has career averages of 11.1 points, 4.2 rebounds and 2.5 assists in 496 games (161 starts) … Has seven career 30+ point games and 23 career double-doubles … **2018-19 (Denver):** Appeared in 43 games (38 starts), averaging 11.5 points, 4.6 rebounds and 2.9 assists in 27.7 minutes … Recorded 23 points, (5-11 3FG's), five assists and one block in 33 minutes at LAL on 3/6 … Posted 21 points on 7-16 shooting, a career-high tying 13 rebounds and three assists in 38 minutes vs. UTA on 2/28 … Registered a season-high 23 points (9-16 FG's), five assists and three rebounds in 33 minutes vs. OKC on 2/26 … Recorded 22 points on 7-17 shooting and three rebounds in a season-high 41 minutes at MIN on 2/2 … Tallied 20 points on 9-15 shooting, five rebounds and two assists in 36 minutes at MEM on 1/28 …. Posted a season-high 22 points on 8-13 shooting, nine rebounds and five assists in 30 minutes at UTA on 1/23 … Left the game after the third quarter due to a right hip injury vs. PHX on 10/20 … Recorded 19 points on 6-12 shooting, five rebounds and two assists in his season debut at LAC on 10/17 … Missed 38 games (10/21-1/10) after undergoing right hip/core muscle surgery … Was inactive on 1/17 due to personal reasons … **2017-18 (Denver):** Appeared in 81 games (40 starts), averaging 15.7 points, 5.0 rebounds, 4.1 assists and 1.01 steals in 33.1 minutes … Registered 24 points (5-10 3FG's), eight rebounds and five assists at MIN on 4/11 … Recorded 31 points (11-15 FG's, 5-9 3FG's), three assists and two rebounds at LAC on 4/7 … Posted 26 points on 10-18 shooting and tied a season-high with 10 rebounds in 37 minutes vs. IND on 4/3 … Tallied 11 points and a season-high 10 rebounds in 39 minutes vs. MIL on 4/1 … Had 25 points on 10-15 FG's, seven rebounds, six assists and three steals in 36 minutes vs. HOU on 2/25 … Tallied 25 points, five rebounds and five assists in 42 minutes at PHX on 2/10 … Registered 28 points, five assists and three rebounds in 34 minutes at MIN on 12/27 … Posted 21 points on 8-19 shooting and a career-high nine assists in 45 minutes at IND on 12/10 … Tallied a career-high 37 points, (13-19 FG's, 6-9 3FG's), three assists and three steals vs. CHI on 11/30 … Posted 25 points, six rebounds and five assists in 37 minutes at SAC on 11/20 … Registered a season-high 26 points (8-12 FG's), nine rebounds and five assists in 38 minutes vs. ORL on 11/11 … Scored 23 points (8-14 FG's, 3-4 3 FG's) along with six rebounds and two assists in the season opener at UTA on 10/18 … **2016-17 (Denver):** Appeared in 60 games (19 starts) posting 13.7 points, 4.3 rebounds and 3.4 assists in 28.4 minutes … Recorded 24 points, tied a career-high with eight assists and seven rebounds at HOU on 3/20 … Posted a career-high 35 points (7-10 3 FG's), five rebounds and three assists in 36 minutes vs. LAC on 3/16 … Registered 24 points, 10 rebounds and seven assists in 41 minutes vs. GSW on 2/13 … Had 15 points along with a season-high 10 rebounds for his first double-double of 2017 at NYK on 2/10 … Posted a season-high 31 points on 12-18 shooting, eight rebounds and five assists vs. DAL on 2/6 … Registered 26



CAREER STATISTICS

NBA REGULAR SEASON

			-Field Goals-			-Free Throws-			-Rebounds-									-Averages-		
YEAR\TEAM	**GP**	**MIN**	**FGM**	**FGA**	**PCT**	**FTM**	**FTA**	**PCT**	**OFF**	**DEF**	**TOT**	**AST**	**PF**	**DQ**	**STL**	**TO**	**BS**	**PTS**	**RPG**	**APG**	**PPG**
12-13 \ POR	73	894	118	309	.382	50	65	.769	36	109	145	58	56	0	34	60	9	295	2.0	0.8	4.0
13-14 \ POR	41	387	65	156	.417	26	32	.813	16	58	74	33	31	0	9	18	7	166	1.8	0.8	4.0
14-15 \ POR/DEN	58	983	150	353	.425	74	94	.787	3	136	162	81	70	0	48	61	19	397	2.8	1.4	6.8
15-16 \ DEN	82	2353	425	983	.432	216	268	.806	59	417	476	203	147	0	71	139	39	1178	5.8	2.5	14.4
16-17 \ DEN	60	1705	295	666	.443	143	190	.753	58	201	259	206	110	0	48	97	28	820	4.3	3.4	13.7
17-18 \ DEN	81	2683	465	1028	.452	182	226	.805	70	339	409	331	168	0	82	149	52	1268	5.0	4.1	15.7
18-19 \ DEN	43	1909	185	460	.402	57	74	.770	32	167	199	124	82	0	18	65	22	494	4.6	2.9	11.5
19-20 \ DEN	58	1916	332	738	.450	102	133	.767	76	289	365	212	121	0	61	88	29	874	6.3	3.7	15.1
TOTALS	**496**	**12110**	**2035**	**4693**	**.434**	**850**	**1082**	**.786**	**373**	**1716**	**2089**	**1248**	**785**	**0**	**371**	**677**	**205**	**5492**	**4.2**	**2.5**	**11.1**

Three-Point Field Goals: '12-13, 9-65 (.138); '13-14, 10-33 (.303); '14-15, 23-85 (.271); '15-16, 112-325 (.345); '16-17, 87-235 (.370); '17-18, 156-422 (.370); '18-19, 67-196 (.342); '19-20, 108-288 (.375). **Totals: 572-1649 (.347).**

NBA PLAYOFFS

			-Field Goals-			-Free Throws-			-Rebounds-									-Averages-		
YEAR\TEAM	**GP**	**MIN**	**FGM**	**FGA**	**PCT**	**FTM**	**FTA**	**PCT**	**OFF**	**DEF**	**TOT**	**AST**	**PF**	**DQ**	**STL**	**TO**	**BS**	**PTS**	**RPG**	**APG**	**PPG**
2014 \ POR	7	81	17	34	.500	5	6	.833	5	7	12	3	7	0	1	6	2	45	1.7	0.4	6.4
2019 \ DEN	14	328	47	135	.348	18	26	.692	15	52	67	24	19	0	4	13	9	127	4.8	1.7	9.1
TOTALS	**21**	**409**	**64**	**169**	**.379**	**23**	**32**	**.719**	**20**	**59**	**79**	**27**	**26**	**0**	**5**	**19**	**11**	**172**	**3.8**	**1.3**	**8.2**

Three-Point Field Goals: 2014, 6-11 (.545); 2019, 15-55 (.273). **Totals: 21-66 (.318).**

G-LEAGUE REGULAR SEASON

			-Field Goals-			-Free Throws-			-Rebounds-									-Averages-		
YEAR\TEAM	**GP**	**MIN**	**FGM**	**FGA**	**PCT**	**FTM**	**FTA**	**PCT**	**OFF**	**DEF**	**TOT**	**AST**	**PF**	**DQ**	**STL**	**TO**	**BS**	**PTS**	**RPG**	**APG**	**PPG**
12-13 \ IDA	4	151	24	65	.369	13	15	.867	0	21	21	12	3	0	4	11	3	67	5.3	3.0	16.8
TOTALS	**4**	**151**	**24**	**65**	**.369**	**13**	**15**	**.867**	**0**	**21**	**21**	**12**	**3**	**0**	**4**	**11**	**3**	**67**	**5.3**	**3.0**	**16.8**

Three-Point Field Goals: '12-13, 6-23 (.261). **Totals: 6-23 (.261).**

SEE PAGE 21 FOR CAREER-HIGH INFORMATION.

CAREER (CONTINUED...)

points, a career-high eight assists and four rebounds at LAL on 1/17 … Had a season-high 22 points and eight rebounds while going 9-17 from the field at PHI on 12/5 … Posted 22 points, five rebounds and two assists in 35 minutes in his season debut at NOP on 10/26 … Missed nine games from 11/3-11/18 due to a left ankle sprain … Missed two games due to left ankle rehab … Did not play on 1/31 and 2/1 due to left ankle soreness … Missed the final eight games of the season due to left foot soreness … **2015-16 (Denver):** Appeared in 82 games (one start) averaging 14.4 points, 5.8 rebounds and 2.5 assists in 28.7 minutes … Scored 10+ points 60 times and tallied 20+ points in 20 games … Recorded six double-doubles, a career-high … Posted 23 points (5-9 3FG's), eight rebounds and two assists in 32 minutes vs. DAL on 3/28 … Recorded 27 points going 9-12 from the field, four rebounds and two steals in 26 minutes at CLE on 3/21 … Had a double-double with 14 points and 10 rebounds in 30 minutes vs. WAS on 3/12 … Tallied 22 points, nine rebounds and three assists in 43 minutes at DAL on 2/26 … Posted 20 points (15 in the fourth quarter) along with five rebounds at DET on 2/10 … Recorded 19 points, 11 rebounds and five assists in 29 minutes at NYK on 2/7 … Registered 20 points, seven rebounds and three assists in 33 minutes vs. TOR on 2/1 … Had 21 points, tied a career-high with 13 rebounds and set a career-high with seven assists at GSW on 1/2 … Registered 31 points (12-22 FG's), five rebounds and four assists at POR on 12/30 … Recorded 29 points on 11-20 shooting to go along with seven rebounds vs. CLE on 12/29 … Posted 25 points (23 in the first half), eight rebounds and two assists vs. LAL on 12/22 … Tallied a career-high 32 points (7-11 3FG) and added 10 rebounds and six assists vs. NOP on 12/20 … Registered 23 points on 8-18 shooting along with nine rebounds and three assists vs. HOU on 12/14 … Had 23 points, four rebounds and a career-high four steals vs. ORL on 12/8 … Had 19 points and pulled down 12 rebounds in 37 minutes at PHX on 11/14 … Recorded 26 points on 8-14 shooting including going 4-5 from three-point range vs. HOU on 11/13 … Posted 19 points, eight rebounds, five assists and two steals in his first start of the season at GSW on 11/6. … **2014-15 (Portland/Denver):** Acquired by Denver via trade from Portland on 2/19 … Played in a total of 28 games for Denver, holding averages of 11.0 points, 4.6 rebounds and 1.9 assists in 24.4 minutes … Posted a career-high 25 points going 10-16 from the field, while also pulling down nine rebounds in a season-high 47 minutes at NOP on 3/15 … Had 16 points, six rebounds and a season-high five assists vs. ATL on 3/11 … Recorded 17 points going 5-5 from the FT line in 27 minutes off the bench vs. NYK on 3/9 … Posted his first double-double on the season with 16 points and 10 rebounds vs. NOP on 3/1 … Tied a season-high with 22 points, going 8-15 from the field and 5-6 from the FT line vs. UTA on 2/27 … Recorded 22 points on 6-9 shooting and 7-8 FT's and eight rebounds in 34 minutes vs. PHX on 2/26 … Averaged 3.0 points, 1.1 rebounds, 0.9 assists and 10.0 minutes in 30 games with Portland … Scored a season-high eight points on 4-of-7 shooting against BKN on 11/15 … Grabbed a season-high four rebounds in consecutive games on 1/24 vs. WAS and 1/28 at CLE … Dished out a season-high three assists twice (11/6, 12/28) and swiped three steals at HOU on 12/22/14 … **2013-14 (Portland):** Averaged 4.0 points, 1.8 rebounds, 0.8 assists and 9.4 minutes in 41 games … Scored a career-best 23 points and added 10 rebounds for his third career double-double against LAL on 4/16 … Recorded his first double-double of the season and the second of his career vs. BKN, notching 20 points (8-13 FG, 4-4 FT), 11 rebounds and four assists … **2012-13 (Portland):** Averaged 4.0 points, 2.0 rebounds, 0.8 assists, 0.47 steals and 12.2 minutes in 73 games (five starts) … Started the final five games of the season and averaged 15.2 points, 6.0 rebounds, 3.2 assists, 1.40 steals and 37.8 minutes in those contests … Against DAL on 4/7, scored a season-high 22 points (7-11 FG) and set career bests with 13 rebounds and six assists … Became the first NBA reserve to record 22 points, 13 rebounds, six assists and three steals in a game since Cliff Robinson on 1/20/93, and the first rookie with that stat line since Grant Hill on 3/25/1995 … Led the team in scoring in three of the final six games of the season.

PLAYOFFS

2020 (Denver): Missed the 2020 playoffs due to injury … **2019 (Denver):** Appeared in 14 games (three starts), helping Denver win its first playoff series since 2008-09 after beating San Antonio in round one and reaching the Western Conference semi-finals vs. Portland … Averaged 9.1 points, 4.8 rebounds and 1.7 assists in 23.4 minutes per game, all playoff career highs … Registered a playoff career high 22 points, along with nine rebounds, three assists, two steals and three blocks in a playoff career high 39 minutes in a four overtime game on 5/3 in game three of the WC semi-finals vs. Portland … Finished with 17 points, five rebounds and three assists on 4/23 in a game five win vs. SAS … Recorded his first career playoff double-double with 15 points and 10 rebounds in game one vs. SAS on 4/13 … **2014 (Portland):** Played in seven games, including all five contests in the Western Conference Semifinal series vs. San Antonio … Recorded postseason averages of 6.4 points (50.0% FG), 1.9 rebounds in 11.6 minutes per game … Led all reserves with 9.0 points per game in the San Antonio series … His 54.5% (6-for-11) 3-point field goal percentage is tied for sixth-best among Portland's all-time postseason averages … His 60.0% (6-for-10) mark in the San Antonio series is tied for third-best among series averages in franchise history … Grabbed 10+ rebounds four times, including a playoff-high 15 to go with 12 points in game three vs. LAL on 5/4.

CAREER TRANSACTIONS

Re-signed to a multi-year contract with Denver on 7/9/18 … Signed contract extension with Denver on 8/7/15 … Traded from Portland along with Thomas Robinson and Victor Claver to Denver in exchange for Arron Afflalo and Alonzo Gee on 2/19/15 … Selected by the Portland Trail Blazers out of Memphis with the 40th overall selection in the 2012 NBA Draft.

COLLEGE

In two seasons with Memphis, averaged 15.2 points (47.1% FG), 6.5 rebounds, 2.9 assists, 1.49 steals and 32.9 minutes in 70 games … Received a total of six postseason honors, including CBSSports.com All-America Third Team, National Association of Basketball Coaches (NABC) All-District 11 First Team, United States Basketball Writers Association (USBWA) All-District 4 Team, Conference USA Player of the Year, All-Conference USA First Team and C-USA All-Tournament Team … Named to the 2011-12 John Wooden Award preseason watch list ... Earned Conference USA Commissioner's Honor Roll distinction in 2011 ... A 2011 collegeinsider.com National All-Freshman Team member ... Named to the 2011 National Association of Basketball Coaches (NABC) All-District 11 Second Team and the 2011 All-Conference USA Third Team ... Also a member of the 2011 Conference USA All-Freshman Team … **2011-12:** Had one of the most prolific sophomore seasons in school history, leading the Tigers in scoring (18.0) and rebounding (8.0) … Netted 631 points his sophomore campaign, the most points scored by a Tiger in a second year in school history …n Finished his career with 1,062 points, moving up to the No. 39 spot on the Memphis all-time scoring … **2010-11:** Appeared in all 35 games and made 25 starts ... Played a team-high 1,070 minutes ... Averaged 12.3 points, 4.9 rebounds and 2.8 assists ... Led the team in scoring 10 times and rebounding 10 times ... Netted double figures in 23 games, including 10 straight contests from Jan. 15-Feb. 16 ... Shot 42.8 percent from the floor, 26.5 percent from the 3-point line and 69.9 percent from the charity stripe.

PERSONAL

Son of Karen Bush … Helped present awards and participated in a mock press conference with students at Roosevelt High School in February 2013 … Assisted with drills at the Trail Blazers 2013 Spring Break Hoops Camp … Posted averages of 14.4 points, 6.4 rebounds and 3.0 assists in five games (four starts) at the 2014 NBA Summer League … Played in four 2013 NBA Summer League games (all starts) for the Trail Blazers, averaging 14.5 points, 6.5 rebounds and 2.5 assists … Appeared in all five games (four starts) for Portland's 2012 NBA Summer League team, averaging 15.0 points (third on team), 4.4 rebounds and 2.2 assists … Attended Memphis with brother, Antonio, who averaged 8.2 points per game for the Tigers during his sophomore season in 2011-12.



WILL BARTON III 5

BOL BOL

ABOUT ME:

Position: Center
Height/Weight: 7'2"/220
Date of Birth: 11/16/99
College: Oregon
Pro Experience: 1 year

2019-20 STATS:

PPG 5.7
RPG 2.7
MPG.....12.4

BOL BOL 10



2019-20

PPG: 5.7 **RPG: 2.7** **BPG: 0.86** **MPG: 12.4**

Posted 23 points going 4-9 from three and six rebounds in 38 minutes at DAL on 3/11 Appeared in seven games, averaging 5.7 points, 2.7 rebounds and 0.86 blocks in 12.4 minutes … Made his NBA debut, scoring five points and grabbing four rebounds in 12 minutes vs. MIA on 8/1.

CAREER

NBA: Has career averages of 5.7 points, 2.7 rebounds and 0.90 blocks in seven games.

PLAYOFFS

2020: Appeared in four games, averaging 4.8 points, 1.3 rebounds and 0.50 blocks in 5.3 minutes … Registered 11 points (3-7 FG, 1-2 3FG), two rebounds and one steal in nine minutes at UTA on 8/21.

CAREER TRANSACTIONS

Converted to a standard multi-year contract on 11/24/20 … Traded on draft night to the Denver Nuggets in exchange for a future second round pick and cash considerations … Selected by the Miami Heat in the second round (44th overall) of the 2019 NBA Draft.

COLLEGE

2018-19 (Freshman): Appeared in nine games (all starts) for the University of Oregon, averaging 21.0 points, 9.6 rebounds, 1.0 assists and 2.67 blocks in 29.8 minutes per game while shooting 56.1 percent from the field and 52.0 percent from beyond the arc … Suffered a foot injury in December and missed the remainder of the 2018-19 season … Was leading Oregon in scoring (21.0 points per game), rebounding (9.6 per game) and blocks (2.7 per game) at the time of his injury … Reached double figures in all nine games he played and recorded a double-double in four of those games … First UO freshman to open his career with back-to-back double-doubles … Netted 20 points and posted nine rebounds and four blocks against San Diego … Recorded 18 points and 10 rebounds for his fourth double-double versus Omaha … Led UO with 23 points, seven rebounds and three blocks versus Houston … Acquired his third double-double with a season-high 32 points and 11 rebounds against Texas Southern … Had 21 points and nine rebounds versus Green Bay … Named to the 2K Classic all-tournament team … Tallied 26 points against Syracuse … Registered 14 points, seven rebounds and four blocks versus Iowa … Earned his second double-double against Eastern Washington by leading the team with 23 points, 12 rebounds and four blocks … Led Oregon with 12 rebounds and scored 12 points against Portland State for a double-double in his regular-season debut.

PERSONAL

Born Bol Bol in Khartoum, Sudan … Mother is Ajoke Deng … Father is the late Manute Bol, the former NBA center who played with the Golden State Warriors and Philadelphia 76ers, among other teams, and was known for his humanitarian efforts.

CAREER STATISTICS

COLLEGE STATS

			-Field Goals-			-Free Throws-			-Rebounds-								-Averages-		
YEAR\TEAM	**GP**	**MIN**	**FGM**	**FGA**	**PCT**	**FTM**	**FTA**	**PCT**	**OFF**	**DEF**	**TOT**	**AST**	**PF**	**DQ**	**STL**	**TO**	**BS**	**PTS**	**RPG**	**APG**	**PPG**
19-20 \ DEN	7	87	14	28	.500	8	10	.800	5	14	19	6	11	0	2	10	6	40	2.7	0.9	5.7
TOTALS	**7**	**87**	**14**	**28**	**.500**	**8**	**10**	**.800**	**5**	**14**	**19**	**6**	**11**	**0**	**2**	**10**	**6**	**40**	**2.7**	**0.9**	**5.7**

Three-Point Field Goals: '19-20, 4-9 (.444).

NBA PLAYOFFS

			-Field Goals-			-Free Throws-			-Rebounds-								-Averages-		
YEAR\TEAM	**GP**	**MIN**	**FGM**	**FGA**	**PCT**	**FTM**	**FTA**	**PCT**	**OFF**	**DEF**	**TOT**	**AST**	**PF**	**DQ**	**STL**	**TO**	**BS**	**PTS**	**RPG**	**APG**	**PPG**
2020 \ DEN	4	21	5	9	.556	7	8	.875	3	2	5	0	1	0	2	2	2	19	1.3	0.5	4.8
TOTALS	**4**	**21**	**5**	**9**	**.556**	**7**	**8**	**.875**	**3**	**2**	**5**	**0**	**1**	**0**	**2**	**2**	**2**	**19**	**1.3**	**0.5**	**4.8**

Three-Point Field Goals: 2020, 2-3 (.667).

SEE PAGE 21 FOR CAREER-HIGH INFORMATION.



FACUNDO CAMPAZZO

ABOUT ME:

Position: Guard
Height/Weight: 5'11"/165
Date of Birth: 3/23/91
Pro Experience: Rookie

FACUNDO CAMPAZZO 7



CAREER TRANSACTIONS

Signed a multi-year contract with the Denver Nuggets on 11/30/20 … Undrafted in the 2013 NBA Draft.

INTERNATIONAL EXPERIENCE

2020-21: Named the Spanish ACB SuperCup MVP … Appeared in 22 games (18 starts) with Real Madrid, averaging 10.5 points, 2.6 rebounds, 5.6 assists and 2.00 steals in 24.4 minutes … **2019-20:** Named to the All-Spanish ACB Team, the Spanish ACB SuperCup MVP and the Spanish Cup MVP … Played in 59 games (53 starts) with Real Madrid, averaging 10.8 points, 2.6 points, 6.4 assists and 1.31 steals in 23.4 minutes … **2018-19:** Named the EuroLeague MVP for April, the Spanish ACB Finals MVP, to the All-Spanish ACB Team and the Spanish ACB April Player of the Month … Appeared in 80 games (46 starts) with Real Madrid, averaging 9.7 points, 2.7 rebounds, 5.0 assists and 1.41 steals in 23.7 minutes … **2017-18:** Played in 66 games (57 starts) with Real Madrid, averaging 8.7 points, 2.1 rebounds, 4.2 assists and 1.47 steals in 22.6 minutes … **2016-17:** Named the Spanish ACB Week 13 Player of the Week … Appeared in 44 games (42 starts) with UCAM Murcia CB, averaging 13.8 points, 2.8 rebounds, 6.1 assists and 1.82 steals in 29.0 minutes … **2015-16:** Played with UCAM Murcia CB in the ACB, averaging 12.7 points, 2.9 rebounds, 5.3 assists and 2.03 steals in 26.5 minutes … **2014-15:** Appeared in 45 games (three starts) with Real Madrid in ACB, Euroleague and the Spanish Cup, averaging 2.8 points, 0.8 rebounds and 1.6 assists in 10.6 minutes … **2013-14:** Named to the Argentinian Liga A First Team and the Argentinian Liga A Finals MVP … Played in 54 games (53 starts) with Penarol, averaging 16.6 points, 4.0 rebounds, 5.9 assists and 2.11 steals in 31.5 minutes … **2012-13:** Named to the Argentinian Liga A First Team … Appeared in 61 games (59 starts) with Penarol, averaging 14.2 points, 4.0 rebounds, 5.9 assists and 2.44 steals in 31.5 minutes … **2011-12:** Named the Argentinian Liga A Most Improved Player, to the Argentinian Liga A First Team and the Argentinian Liga A Finals MVP … Played in 58 games (57 starts) for Penarol in Liga A, averaging 14.1 points, 4.4 rebounds, 6.0 assists and 2.36 steals in 31.9 minutes per game.

NATIONAL TEAM EXPERIENCE

2019: Earned the silver medal in the FIBA World Cup with Argentina, averaging 13.2 points, 4.2 rebounds and 7.8 assists in 29 minutes per game … **2017:** Named to the FIBA AmeriCup All-Tournament team … Played five games in the FIBA AmeriCup, averaging 14.0 points, 2.8 rebounds and 6.6 assists in 25 minutes per game to earn a silver medal … Appeared in four games during the Americas World Cup Qualifier, averaging 12.8 points, 3.2 rebounds and 7.8 assists, finishing with the bronze medal … **2016:** Placed eighth in the 2016 Olympics with Argentina, appearing in six games, averaging 15.8 points, 3.0 rebounds and 5.8 assists in 28 minutes per game … **2015:** Earned a silver medal in the FIBA AmeriCup, averaging 10.7 points, 2.7 rebounds and 5.9 assists in 24 minutes per game over 10 games … **2014:** Finished 11th with Argentina in the FIBA World Cup, averaging 9.2 points, 1.5 rebounds and 4.3 assists in 28 minutes per game … **2013:** Named to the FIBA AmeriCup All-Tournament team … Appeared in 10 games in the FIBA AmeriCup, averaging 13.5 points, 2.8 rebounds and 6.2 assists in 29 minutes per game, earning a bronze medal … Played four games in the Tuto Marchand Continental Cup, averaging 11.8 points, 2.5 rebounds and 5.0 assists to earn a silver medal … **2012:** Placed fourth in the 2012 Olympics with Argentina, averaging 4.6 points, 2.2 rebounds and 3.2 assists in 19 minutes per game over eight games.

CAREER STATISTICS

INTERNATIONAL EXPERIENCE

			-Field Goals-			-Free Throws-			-Rebounds-									-Averages-		
YEAR\TEAM	**GP**	**MIN**	**FGM**	**FGA**	**PCT**	**FTM**	**FTA**	**PCT**	**OFF**	**DEF**	**TOT**	**AST**	**PF**	**DQ**	**STL**	**TO**	**BS**	**PTS**	**RPG**	**APG**	**PPG**
11-12\PEN	58	1852	256	517	.495	189	253	.747	50	204	254	346	165	0	137	130	6	819	4.4	6.0	14.1
12-13\PEN	61	2005	259	576	.450	257	342	.751	49	196	245	362	196	6	149	171	6	868	4.0	5.9	14.2
13-14\PEN	54	1700	276	553	.499	262	346	.757	37	181	218	319	155	3	114	142	8	895	4.0	5.9	16.6
14-15\RM	45	479	48	116	.414	14	22	.636	6	32	38	70	66	0	29	44	1	126	0.8	1.6	2.8
15-16\UCAM	37	982	149	375	.397	112	144	.778	9	99	108	197	112	2	75	92	7	468	2.9	5.3	12.7
16-17\UCAM	44	1277	200	520	.385	123	157	.783	16	105	121	270	127	3	80	127	3	608	2.8	6.1	13.8
17-18\RM	66	1492	192	438	.438	109	136	.801	15	126	141	276	148	3	97	114	6	572	2.1	4.2	8.7
18-19\RM	80	1897	224	560	.400	229	259	.884	34	180	214	398	178	3	113	150	1	781	2.7	5.0	9.8
19-20\RM	59	1381	190	442	.430	165	189	.873	18	136	154	375	127	2	77	133	1	637	2.6	6.4	10.8
20-21\RM	22	536	72	176	.409	55	66	.833	4	54	58	122	41	1	44	52	1	231	2.6	5.6	10.5
TOTALS	**526**	**13601**	**1866**	**4273**	**.437**	**1515**	**1914**	**.792**	**238**	**1313**	**1551**	**2735**	**1315**	**23**	**915**	**1155**	**40**	**6005**	**2.9**	**5.2**	**11.4**

Three-Point Field Goals: '11-12, 118-278 (.424); '12-13, 91-284 (.320); '13-14, 81-208 (.389); '14-15, 16-48 (.340); '15-16, 58-172 (.337). '16-17, 85-272 (.312); '17-18, 79-220 (.359); '18-19, 104-279 (.373); '19-20, 92-240 (.383); '20-21, 32-103 (.311). **Totals: 756-2104 (.792).**



VLATKO ČANČAR

ABOUT ME:

Position: Forward
Height/Weight: 6'8"/210
Date of Birth: 4/10/97
Pro Experience: 1 year

2019-20 STATS:

PPG 1.2
RPG 0.7
APG.....0.2

VLATKO ČANČAR 31



2019-20

PPG: 1.2 **RPG: 0.7** **APG: 0.2** **MPG: 3.2**

Made his NBA debut on 10/31/19 … Registered four points, four rebounds and one block in 17 minutes in a win at Utah on 2/5/20 that featured only seven active Nuggets players.

CAREER

NBA: Has career averages of 1.2 points, 0.7 rebounds and 0.2 assists in 14 career games.

CAREER TRANSACTIONS

Signed a multi-year contract with the Denver Nuggets on 8/2/19 … Selected by the Denver Nuggets in the second round (49th overall) in the 2017 NBA Draft.

INTERNATIONAL EXPERIENCE

2018-19: Played in 34 games (22 starts) for San Pablo Inmobilaria Burgos, averaging 10.0 points, 3.7 rebounds and 1.2 asssits in 22.9 minutes per game … **2017-18:** Appeared in 36 games (23 starts) for both KK Mega Bemax and San Pablo Inmobiliaria Burgos, averaging 10.8 points, 4.5 rebounds and 1.3 assists in 24.6 minutes per game … Adriatic League Liga ABA Round 18 MVP … Shot .440 from the field and .844 from the free throw line … **2016-17:** Played in 43 games for KK Mega Bemax, held averages of 7.4 points, 3.4 rebounds and 1.6 assists in 20.0 minutes … Shot .467 from the field … **2015-16:** Played in 42 games for both Union Olimpija and LTHCast Skofja, averaged 8.5 points, 3.4 rebounds and 1.3 assists in 21.7 minutes … Shot .468 from the field and .404 from three point range … **2014-15:** Played on the Union Olimpija Junior team, appearing in four games averaging 6.3 points, 3.8 rebounds and 2.0 assists … **2013-14**: Appeared in five games for the Union Olimpija Junior team, averaging 6.4 points, 3.4 rebounds and 1.2 steals in 19.0 minutes.

NATIONAL TEAM EXPERIENCE

2017: Earned a gold medal with Slovenia at the 2017 EuroBasket, appearing in nine games, averaging 2.4 points, 1.6 rebounds and 1.1 assists in 14.3 minutes ... In four games for the European World Cup Qualifier held averages on 11.8 points, 1.8 rebounds and 0.8 assists … **2016:** Played in the U20 Euro Championship-A holding averages of 13.6 points, 7.1 rebounds and 2.4 assists while finishing in ninth place … **2015:** Appeared in seven games for the U20 Euro Championship-A averaging 7.3 points, 6.4 rebounds and 0.7 assists … **2014:** Played in eight games in the U18 Euro Championship B and averaged 8.1 points and 3.6 rebounds while finishing fifth … **2013:** Appeared in eight games in the U16 Euro Championship B holding averages of 3.6 points and 2.8 rebounds while posting a fourth place finish.

CAREER STATISTICS

NBA REGULAR SEASON

			-Field Goals-			-Free Throws-			-Rebounds-									-Averages-		
YEAR\TEAM	**GP**	**MIN**	**FGM**	**FGA**	**PCT**	**FTM**	**FTA**	**PCT**	**OFF**	**DEF**	**TOT**	**AST**	**PF**	**DQ**	**STL**	**TO**	**BS**	**PTS**	**RPG**	**APG**	**PPG**
19-20 \ DEN	14	45	6	15	.400	4	4	1.000	5	5	10	3	7	0	1	3	1	17	0.7	0.2	1.2
TOTALS	**14**	**45**	**6**	**15**	**.400**	**4**	**4**	**1.000**	**5**	**5**	**10**	**3**	**7**	**0**	**1**	**3**	**1**	**17**	**0.7**	**0.2**	**1.2**

Three-Point Field Goals: '19-20, 1-6 (.167).

INTERNATIONAL EXPERIENCE

			-Field Goals-			-Free Throws-			-Rebounds-									-Averages-		
YEAR\TEAM	**GP**	**MIN**	**FGM**	**FGA**	**PCT**	**FTM**	**FTA**	**PCT**	**OFF**	**DEF**	**TOT**	**AST**	**PF**	**DQ**	**STL**	**TO**	**BS**	**PTS**	**RPG**	**APG**	**PPG**
13-14 \ UOJT	5	95	11	30	.367	0	0	.000	2	15	17	2	13	0	6	6	2	32	3.4	0.4	6.4
14-15 \ UOJT	4	118	7	30	.233	8	9	.889	5	15	20	8	15	0	2	10	5	25	5.0	2.0	6.3
15-16 \ All-Teams	42	911	118	252	.468	76	88	.864	28	116	144	55	89	0	35	55	14	358	3.4	1.3	8.5
16-17 \ All-Teams	43	860	115	246	.467	53	72	.736	45	102	147	70	146	0	33	63	21	318	3.4	1.6	7.4
17-18 \ All-Teams	36	887	136	309	.440	65	77	.844	44	118	162	46	107	0	30	55	15	388	4.5	1.3	10.8
18-19 \ SPB	34	780	125	273	.458	54	65	.831	35	92	127	39	83	0	27	39	7	340	3.7	1.2	10.0
TOTALS	**164**	**3651**	**512**	**1140**	**.449**	**256**	**311**	**.823**	**159**	**458**	**617**	**220**	**453**	**0**	**133**	**228**	**64**	**1461**	**3.9**	**1.3**	**8.2**

Three-Point Field Goals: '13-14, 10-23 (.435); '14-15, 3-17 (.176); '15-16, 46-114 (.404); '16-17, 35-103 (.340); '17-18, 51-135 (.378). '18-19, 36-110 (.327); **Totals: 181-502 (.361).**

SEE PAGE 21 FOR CAREER-HIGH INFORMATION.



PJ DOZIER

ABOUT ME:

Position: Guard
Height/Weight: 6'6"/205
Date of Birth:10/25/96
College: South Carolina
Pro Experience: 3 years

2019-20 STATS:

PPG 5.8
RPG 1.9
APG.....2.2



2019-20

PPG: 5.8 **RPG: 1.9** **APG: 2,2** **MPG: 14.2**
10+ PTS: 7 **20+ PTS: 1**

Appeared in 29 games, averaging 5.8 points, 1.9 rebounds and 2.2 assists in 14.2 minutes … Recorded a career-high 20 points (6-9 FG's, 5-6 3FG's), a career-high eight assists and five rebounds in 31 minutes vs. TOR on 8/14 … Posted 18 points on 5-7 shooting, four rebounds, four assists and one block at LAL on 8/10 … Tallied 13 points (5-11 FG's), four rebounds and four assists in 22 minutes vs. POR on 8/6 … Registered 12 points on 4-8 shooting, a season-high eight assists and one steal in 26 minutes at OKC on 8/3 … Recorded 10 points on 4-7 shooting, four assists and three rebounds in 18 minutes at MIL on 1/31 … Posted a career-high 15 points (7-12 FG's), three rebounds and two assists in 21 minutes at HOU on 1/22 … Recorded his first points as a Nugget posting a career-high tying 12 points on 5-7 shooting, four rebounds and two assists in 13 minutes vs. CHA on 1/15.

CAREER

NBA: Has played in 37 career games with Oklahoma City, Boston and Denver, averaging 5.1 points and 2.0 rebounds and 1.8 assists in 12.6 minutes … **2018-19 (Boston):** Appeared in six games, averaging 3.2 points, 2.8 rebounds and 0.8 assists in 8.5 minutes … Finished with a career-highs in points (12), rebounds (11), assists (5) and steals (2) for his first career double-double in a career-high 37 minutes at WAS on 4/9/19 … Posted seven points and four rebounds in six minutes vs. BOS on 11/30/18 … Was DNP-CD for eight games and inactive for 68 … **2017-18 (Oklahoma City):** Appeared in two games, averaging 1.0 point and 0.5 rebounds in 1.5 minutes … Recorded two points and one rebound in two minutes at LAL on 2/8/18 … Was inactive for 82 games … G-League: Appeared in 89 games (84 starts) for the Oklahoma City Blue and the Maine Red Claws over two seasons, averaging 17.1 points, 6.1 rebounds, 4.7 assists and 1.31 steals in 32.0 minutes … **2018-19 (Maine):** Played in 46 games (all starts), averaging 21.0 points, 6.6 rebounds, 6.5 assists and 1.28 steals in 35.3 minutes … **2017-18 (Oklahoma City):** Appeared in 43 games (38 starts), averaging 12.9 points, 5.6 rebounds, 2.7 assists and 1.35 steals in 28.4 minutes.

PLAYOFFS

2020: Appeared in 12 games, averaging 3.2 points, 1.5 rebounds and 1.0 assists in 10.4 minutes … Tallied a playoff career-high three assists, to go along with three points and four rebounds in 20 minutes vs. UTA on 8/25 … Finished with a playoff career-high seven points, playoff career-high six rebounds and two assists in 21 minutes at UTA on 8/21 … Made his playoff debut on 8/17 vs. UTA, recording three points, two rebounds, one assists and one steal in 20 minutes.

CAREER TRANSACTIONS

Converted to a standard contract on 6/30/20 … Signed a contract with the Denver Nuggets on 8/13/19 … Signed a two-way contract with the Boston Celtics on 8/20/18 … Signed a two-way contract with the Oklahoma City Thunder on 10/16/17 … Waived by Dallas on 10/14/17 … Signed a contract with the Dallas Mavericks on 8/8/17 … Undrafted in the 2017 NBA Draft.

COLLEGE

Career: Appeared in 70 games (63 starts), averaging 10.4 points, 3.9 rebounds, 2.4 assists and 1.34 steals in 24.0 minutes … **2016-17 (Sophomore):** Played in 36 games (35 starts), averaging 13.9 points, 4.8 rebounds, 2.8 assists and 1.67 steals in 28.7 minutes … Scored 20+ points nine times … Second on the team with 13.9 points per game, while dishing a team-high 2.8 assists, pulling down 4.8 rebounds and collecting 1.7 steals … Named SEC Player of the Week 12/5/16 … **2015-16 (Freshman):** Played in 34 games (28 starts), averaging 6.7 points, 3.0 rebounds, 2.1 assists and 1.00 steals in 19.0 minutes … Tallied nine double-figure scoring games, 14 games with at least three assists and was seventh in the SEC among freshmen with 2.1 assists per game.

PERSONAL

Son of Perry Dozier Sr. and Theresa Dozier … Has two sisters, Asia and Amelia … Father, Perry (1986-88), and uncle, Terry (1986-89), both played basketball at South Carolina … Sister, Asia, played for the Gamecock women's basketball team.

CAREER STATISTICS

NBA REGULAR SEASON

			-Field Goals-			-Free Throws-			-Rebounds-									-Averages-		
YEAR\TEAM	GP	MIN	FGM	FGA	PCT	FTM	FTA	PCT	OFF	DEF	TOT	AST	PF	DQ	STL	TO	BS	PTS	RPG	APG	PPG
17-18\OKC	2	3	1	2	.500	0	0	---	0	1	1	0	1	0	0	1	0	2	0.5	0.0	1.0
18-19\BOS	6	51	8	21	.381	1	2	.500	6	11	17	5	2	0	2	0	0	19	2.8	0.8	3.2
19-20\DEN	29	412	65	157	.414	21	29	.724	10	45	55	63	45	0	14	27	6	168	1.9	2.2	5.8
TOTALS	**37**	**466**	**74**	**180**	**.411**	**22**	**31**	**.710**	**16**	**57**	**73**	**68**	**48**	**0**	**16**	**28**	**6**	**189**	**2.0**	**1.8**	**5.1**

Three-Point Field Goals: '17-18, 0-0 (---); '18-19, 2-8 (.250); '19-20, 17-49 (.347). **Totals: 19-57 (.333).**

NBA PLAYOFFS

			-Field Goals-			-Free Throws-			-Rebounds-									-Averages-		
YEAR\TEAM	GP	MIN	FGM	FGA	PCT	FTM	FTA	PCT	OFF	DEF	TOT	AST	PF	DQ	STL	TO	BS	PTS	RPG	APG	PPG
2020\DEN	12	125	14	33	.424	8	14	.571	2	16	18	12	13	0	2	8	2	38	1.5	1.0	3.2
TOTALS	**12**	**125**	**14**	**33**	**.424**	**8**	**14**	**.571**	**2**	**16**	**18**	**12**	**13**	**0**	**2**	**8**	**2**	**38**	**1.5**	**1.0**	**3.2**

Three-Point Field Goals: 2020, 2-8 (.250).

G-LEAGUE REGULAR SEASON

			-Field Goals-			-Free Throws-			-Rebounds-									-Averages-		
YEAR\TEAM	GP	MIN	FGM	FGA	PCT	FTM	FTA	PCT	OFF	DEF	TOT	AST	PF	DQ	STL	TO	BS	PTS	RPG	APG	PPG
17-18\OKC	43	1223	218	469	.465	66	101	.653	51	190	241	116	107	1	58	91	10	556	5.6	2.7	12.9
18-19\MNE	46	1624	378	822	.460	139	208	.668	63	240	303	299	146	4	59	156	31	968	6.6	6.5	21.0
19-20\WCB	18	664	138	318	.434	43	58	.741	24	114	138	132	48	0	29	74	12	382	7.7	7.3	21.2
TOTALS	**107**	**3512**	**734**	**1609**	**.456**	**248**	**367**	**.676**	**139**	**544**	**683**	**551**	**301**	**5**	**145**	**322**	**52**	**1906**	**6.4**	**5.1**	**17.8**

Three-Point Field Goals: '17-18, 54-159 (.340); '18-19, 73-234 (.312); '19-20, 31-94 (.330). **Totals: 158-487 (.324).**

SEE PAGE 21 FOR CAREER-HIGH INFORMATION.

JaMYCHAL GREEN

ABOUT ME:

Position: Forward
Height/Weight: 6'8"/227
Date of Birth: 6/21/90
College: Alabama
Pro Experience: 6 years

2019-20 STATS:

PPG 6.8
RPG 6.2
MPG 20.7

JAMYCHAL GREEN 0



2019-20

PPG: 6.8 RPG: 6.2 MPG: 20.7 10+PTS: 19 20+ PTS: 1

Appeared in 63 games (one start), averaging 6.8 points and 6.2 rebounds in 20.7 minutes … Recorded seven double-doubles … Scored 10+ points 19 times, including one 20+ point game … Grabbed 10+ rebounds nine times … Registered his second double-double of the year with 14 points, a season-high 14 rebounds and two steals in 32 minutes on 11/13 at HOU … Posted a season-high 23 points and eight rebounds in 27 minutes on 10/30 at UTA.

CAREER

NBA: Has career averages of 8.1 points and 6.1 rebounds in 362 games (152 starts) … Registered 46 career double-doubles … **2018-19 (Memphis/LA Clippers):** Appeared in 65 games (six starts), averaging 9.4 points and 6.3 rebounds in 21.1 minutes … Registered four double-doubles … Scored 10+ points 24 times, including two 20+ point games … Grabbed 10+ rebounds six times … Tied season-highs with 24 points and 11 rebounds in 22 minutes at MIA on 1/12 … Missed 12 games (10/22-11/16) with a broken jaw and two games with left knee soreness … Missed two games (4/5-4/7) due to personal reasons … **2017-18 (Memphis):** Played in 55 games (54 starts), averaging 10.3 points, 8.4 rebounds and 1.4 assists in 28.0 minutes while shooting .457 from the field and .339 from three-point range … Recorded 16 double-doubles … Led undrafted players in rebounds per game for the second straight season … Scored 10+ points 29 times, including two games with 20+ points … Grabbed 10+ rebounds 21 times … Registered eight points and a season-high tying 16 rebounds in 31 minutes at NOP on 1/20 … Recorded a career-high seven assists to go along with 10 points, 13 rebounds, three steals and two blocks in 37 minutes on 3/3 at ORL … Posted a season-high tying 21 points and 11 rebounds on 2/26 at BOS … **2016-17 (Memphis):** Appeared in 77 games (75 starts), averaging 8.9 points, 7.1 rebounds and 1.1 assists in 27.3 minutes while shooting .500 from the field and .382 from beyond the arc … Led the team in games played, starts and dunks … Led Memphis in scoring four times and in rebounding 25 times … Registered a double-double with 11 points, 10 rebounds and season-high tying four assists in 30 minutes vs. PHX on 2/8 … Scored a career-high 29 points to go along with seven rebounds in 30 minutes on 2/4 at MIN … Recorded six points, a career-high 18 rebounds and two assists in 34 minutes vs. POR on 12/8 … Tallied 16 points, five rebounds and a career-high five steals in 34 minutes on 11/30 … Posted 16 points, 13 rebounds and a career-high three blocks in 34 minutes on 12/3 vs. LAL … **2015-16 (Memphis):** Played in 78 games (15 starts), averaging 7.4 points and 4.8 rebounds in 18.5 minutes while shooting .465 from the field and .333 from three-point range … Posted seven double-doubles … Led the team in games played and dunks … Scored 10+ points 22 times, including to 20+ point efforts … Recorded 10+ rebounds nine times … Led the Grizzlies in scoring 12 times … Registered a season-high 21 points (9-15 FG) and 10 rebounds in 38 minutes on 3/11 vs. NOP … Recorded 17 points (6-12 FG), a season-high 13 rebounds, two assists and two blocks in 37 minutes at BOS on 3/9 … Posted 16 points, 10 rebounds, a season-high six assists, a season-high tying four steals and two blocks in 37 minutes at CLE on 3/7 … Tallied nine points, 11 rebounds, two assists, three steals and a career-high three blocks in 30 minutes vs. MIN on 2/19 … **2014-15 (San Antonio/Memphis):** Appeared in 24 games (one start), averaging 2.6 points and 1.9 rebounds in 6.8 minutes … Recorded 10 points (4-5 FG), eight rebounds and two steals in 24 minutes at GSW on 4/13 … Posted a season-high 13 points (6-11 FG) and six rebounds in 33 minutes at WAS on 3/12 … **G-League:** Played two seasons in the G-League, averaging 15.8 points, 9.0 rebounds, 1.7 assists and 1.03 blocks in 26.6 minutes over 60 games (45) starts … **2013-14:** Played in 20 games (20 starts), averaging 23.0 points, 10.7 rebounds, 2.5 assists, 1.00 steals and 1.55 blocks in 31.5 minutes … **2012-13:** Appeared in 40 games (25 starts), averaging 12.3 points, 8.1 rebounds and 1.4 assists in 24.2 minutes.



PLAYOFFS

2020 (LA Clippers): Appeared in 13 games, averaging 6.1 points and 3.8 rebounds in 17.1 minutes … **2019 (LA Clippers):** Played in six games (three starts), averaging 11.0 points and 5.3 rebounds in 23.5 minutes … Scored a playoff career-high tying 15 points, while making a playoff career-high tying three three-pointers on 4/24 at GSW … Registered a playoff-career high in both points (15) and made field goals (6) vs. GSW on 4/18 … **2017 (Memphis):** Appeared in six games (two starts), averaging 7.3 points and 3.3 rebounds in 19.7 minutes, shooting .472 from the field, .438 from beyond the arc and 1.000 from the free throw line … **2016 (Memphis):** Played in four games, averaging 6.8 points and 3.8 rebounds in 18.0 minutes while shooting .545 from the field … **2015 (Memphis):** Appeared in five games, averaging 0.4 points and 0.6 rebounds in 1.6 minutes.

CAREER TRANSACTIONS

Signed a multi-year contract with the Denver Nuggets on 11/30/20 … Signed as a free agent with the Los Angeles Clippers on 7/18/19 … Traded to the Los Angeles Clippers on 2/7/19 … Signed a multi-year contract with the Memphis Grizzlies on 9/27/17 … Signed a multi-year contract with the Memphis Grizzlies on 3/2/15 … Signed a second 10-day contract with the Memphis Grizzlies on 2/19/15 … Signed a 10-day contract with the Memphis Grizzlies on 2/2/15 … Signed a 10-day contract with the San Antonio Spurs on 1/18/15 … Waived by the San Antonio Spurs on 10/25/14 … Signed a multi-year contract with the San Antonio Spurs on 8/5/14 … Undrafted in the 2012 NBA Draft.

COLLEGE

Career: Appeared in 123 games (114 starts) for the University of Alabama, averaging 13.5 points, 7.4 rebounds, 1.2 assists and 1.72 blocks in 28.0 minutes while shooting .519 from the field … **2011-12 (Senior):** Named Second Team All-SEC … Played in 26 games, averaging 14.0 points, 7.4 rebounds and 1.8 assists in 29.2 minutes … **2010-11 (Junior):** Named First Team All-SEC … Appeared in 34 games, averaging 15.5 points, 7.5 rebounds and 1.4 assists … **2009-10 (Sophomore):** Played in 31 games, averaging 14.1 points, 7.2 rebounds and 1.1 assists … **2008-09 (Freshman):** Named to the SEC All-Freshman team … Appeared in 32 games, averaging 10.3 points, 7.6 rebounds and 0.8 assists.

PERSONAL

Born on June 21, 1990 in Montgomery, AL … Son of Alonzo and Rita Green … Has one sister, Kemeche … Majored in consumer affairs at the University of Alabama, where he played four years for the Crimson Tide … Played for the USA National U18 Team in Argentina at the 2008 FIBA Americas U18 Championships … A 2008 McDonalds All-American … Named Alabama's 2008 Mr. Basketball by the Alabama Sportswriters Association.

CAREER STATISTICS

NBA REGULAR SEASON

			-Field Goals-			-Free Throws-			-Rebounds-									-Averages-		
YEAR\TEAM	GP	MIN	FGM	FGA	PCT	FTM	FTA	PCT	OFF	DEF	TOT	AST	PF	DQ	STL	TO	BS	PTS	RPG	APG	PPG
14-15 \ SAS/MEM	24	164	27	47	.574	8	10	.800	19	26	45	4	25	0	5	14	5	62	1.9	0.2	2.6
15-16 \ MEM	78	1446	230	495	.465	103	137	.752	139	234	373	67	189	1	46	83	33	578	4.8	0.6	7.4
16-17 \ MEM	77	2101	250	500	.500	134	167	.802	167	377	544	84	248	4	47	94	34	689	7.1	0.6	8.9
17-18 \ MEM	55	1542	223	488	.457	80	111	.721	147	317	464	79	153	1	32	76	25	569	8.4	0.6	10.3
18-19 \ MEM/LAC	65	1371	230	476	.483	80	101	.792	104	305	409	50	193	6	45	87	34	611	6.3	0.7	9.4
19-20 \ LAC	63	1307	151	352	.429	36	48	.750	77	311	388	49	174	1	29	54	24	430	6.2	0.5	6.8
TOTALS	**362**	**7931**	**1111**	**2358**	**.471**	**441**	**574**	**.768**	**653**	**1570**	**2223**	**333**	**982**	**13**	**204**	**408**	**155**	**2939**	**6.1**	**0.9**	**8.1**

Three-Point Field Goals: '14-15, 0-6 (.000); '15-16, 15-45 (.333); '16-17, 55-145 (.379); '17-18, 43-127 (.339); '18-19, 71-176 (.403); '19-20, 92-238 (.387). **Totals: 276-737 (.374).**

NBA PLAYOFFS

			-Field Goals-			-Free Throws-			-Rebounds-									-Averages-		
YEAR\TEAM	GP	MIN	FGM	FGA	PCT	FTM	FTA	PCT	OFF	DEF	TOT	AST	PF	DQ	STL	TO	BS	PTS	RPG	APG	PPG
2015 \ MEM	5	8	0	2	.000	2	2	1.000	0	3	3	0	1	0	1	0	1	2	0.6	0.0	0.4
2016 \ MEM	4	72	12	22	.545	3	6	.500	5	10	15	3	12	1	3	4	5	27	3.8	0.8	6.8
2017 \ MEM	6	118	17	36	.472	3	3	1.000	3	17	20	2	21	0	0	4	0	44	3.3	0.3	7.3
2019 \ LAC	6	141	23	43	.535	8	10	.800	6	26	32	5	22	2	4	11	0	66	5.3	0.8	11.0
2020 \ LAC	13	222	31	55	.564	7	9	.778	13	36	49	7	29	0	2	5	3	79	3.8	0.5	6.1
TOTALS	**34**	**561**	**83**	**158**	**.525**	**23**	**30**	**.767**	**27**	**92**	**119**	**17**	**85**	**3**	**10**	**24**	**9**	**218**	**3.5**	**0.5**	**6.4**

Three-Point Field Goals: 2015, 0-1 (.000); 2016, 0-1 (.000); 2017, 7-16 (.438); 2019, 12-23 (.522); 2020, 10-23 (.435). **Totals: 29-64 (.453).**

G-LEAGUE REGULAR SEASON

			-Field Goals-			-Free Throws-			-Rebounds-									-Averages-		
YEAR\TEAM	GP	MIN	FGM	FGA	PCT	FTM	FTA	PCT	OFF	DEF	TOT	AST	PF	DQ	STL	TO	BS	PTS	RPG	APG	PPG
12-13 \ AUS	40	969	196	395	.496	97	124	.782	104	220	324	54	121	N/A	36	72	31	491	8.1	1.4	12.3
13-14 \ AUS	20	629	179	310	.577	97	115	.843	83	131	214	49	79	N/A	20	72	31	459	10.7	2.5	23.0
TOTALS	**60**	**1598**	**375**	**705**	**.532**	**194**	**239**	**.812**	**187**	**351**	**538**	**103**	**200**	**N/A**	**56**	**144**	**62**	**950**	**9.0**	**1.7**	**15.8**

Three-Point Field Goals: '12-13, 2-11 (.182); '13-14, 4-11 (.364). **Totals: 6-22 (.273).**

SEE PAGE 21 FOR CAREER-HIGH INFORMATION.

R.J. HAMPTON

ABOUT ME:

Position: Guard
Height/Weight: 6'6"/176
Date of Birth: 2/7/01
Pro Experience: Rookie

CAREER TRANSACTIONS

Signed a multi-year contract with the Denver Nuggets on 11/30/20 … Traded from the Milwaukee Bucks as part of a four-team trade to the Denver Nuggets in exchange for a 2023 first round pick on 11/23/20 … Selected by the Milwaukee Bucks in the first round (24th overall) of the 2020 NBA Draft.

INTERNATIONAL EXPERIENCE

2019-20 (NZ Breakers): Appeared in 17 games (14 starts), averaging 9.6 points, 3.9 rebounds, 2.5 assists and 1.18 steals in 21.3 minutes per game.

PERSONAL

Born on 2/7/01 in Dallas, TX … Full name is Roderick Hampton Jr. … Son of Markita and Rod Hampton … Has one younger brother, Ryan … Grandfather, Richard Evans, served in Vietnam … His father played basketball at Southern Methodist University and professionally in the CBA and in Europe.

R.J. HAMPTON 13

#13 R.J. HAMPTON



CAREER STATISTICS

INTERNATIONAL EXPERIENCE

			-Field Goals-			-Free Throws-			-Rebounds-									-Averages-		
YEAR\TEAM	**GP**	**MIN**	**FGM**	**FGA**	**PCT**	**FTM**	**FTA**	**PCT**	**OFF**	**DEF**	**TOT**	**AST**	**PF**	**DQ**	**STL**	**TO**	**BS**	**PTS**	**RPG**	**APG**	**PPG**
19-20\NZB	17	362	60	144	.417	28	38	.737	14	53	67	42	36	0	20	25	7	163	3.9	2.5	9.6
TOTALS	**17**	**362**	**60**	**144**	**.417**	**28**	**38**	**.737**	**14**	**53**	**67**	**42**	**36**	**0**	**20**	**25**	**7**	**163**	**3.9**	**2.5**	**9.6**

Three-Point Field Goals: '19-20, 15-51 (.294).



R.J. HAMPTON 13

GARY HARRIS

ABOUT ME:

Position: Guard
Height/Weight: 6'4"/210
Date of Birth: 9/14/94
College: Michigan State
Pro Experience: 6 years

2019-20 STATS:

PPG 10.4
RPG 2.9
APG.....2.1



2019-20

PPG: 10.4 **RPG: 2.9** **APG: 2.1** **SPG: 1.36** **MPG: 31.8**
10+PTS: 28 **20+ PTS: 1** **4+ STL: 9**

18 points (7-8 FG's, 3-3 3FG's), five steals, one rebound and one assist in 31 minutes at CLE on 3/7 … Tallied 14 points on 5-11 shooting, five rebounds and two assists in 35 minutes at CHA on 3/5 … Registered 15 points (6-7 FG's, 3-3 3FG's), four rebounds and three assists in 29 minutes vs. TOR on 3/1 ... Posted 13 points on 5-12 shooting, one assist and one rebound in 34 minutes vs. LAL on 2/12 … Recorded 15 points (5-9 FG's), three rebounds, three steals and two assists in 24 minutes vs. LAC on 1/12 … Posted 19 points (7-10 FG's), five assists and a season-high four steals in 34 minutes at LAL on 12/22 … Registered 15 points on 5-9 shooting and two Recorded a season-high 25 points (8-16 FG's), three rebounds and three steals in 38 minutes at SAC on 11/30 … Recorded 10 points and grabbed assists in 37 minutes vs. POR on 12/12 … a season-high seven rebounds in 35 minutes vs. BKN on 11/14 … Posted 16 points (4-10 3FG's), five rebounds and two assists in 34 minutes vs. DAL on 10/29 … Recorded 17 points (5-9 FG's, 3-4 3 FG's), four rebounds and two assists in 29 minutes at SAC on 10/28.

CAREER

NBA: Has career averages of 12.1 points, 2.6 rebounds, 2.1 assists and 1.25 steals in 368 games (306 starts) … **2018-19:** Appeared in 57 games (48 starts), averaging 12.9 points, 2.8 rebounds and 2.2 assists in 28.8 minutes … Registered 16 points (4-7 3FG's), four rebounds and two assists in 29 minutes at BOS on 3/18 … Posted 19 points (8-11 FG's), six rebounds and four assists in 30 minutes at LAL on 3/6 … Tallied 14 points on 4-8 shooting, two rebounds and two assists in 22 minutes vs. LAC on 2/24 … Posted 17 points, six rebounds and five assists in 26 minutes off the bench on 1/5 vs. CHA … Recorded 27 points (4-10 3FG's), three rebounds and three assists at POR on 11/30 … Had 20 points on 8-12 shooting and four rebounds vs. UTA on 11/3 … Posted 23 points on 8-16 shooting, a season-high six rebounds and six assists vs. NOP on 10/29 … Tallied 18 points going 8-12 from the field, a season-high five assists and three rebounds in just 26 minutes vs. SAC on 10/23 … Posted 28 points on 11-20 shooting, three rebounds and two steals in 35 minutes vs. GSW on 10/21 … Registered 20 points (going 8-8 from the free line), three rebounds and two assists in 34 minutes in his season debut at LAC on 10/17 … **2017-18:** Registered 19 points, five rebounds, five assists and three steals in 39 minutes vs. LAL on 3/9 … Recorded 32 points (10-17 FG, 6-10 3FG) and four assists in 37 minutes at CLE on 3/3 … Tallied 26 points on 11-18 shooting, four rebounds and four steals at MEM on 3/2 … Posted 28 points (10-18 FG), along with two assists in 39 minutes at MIL on 2/15 … Recorded 27 points (9-13 FG, 5-7 3FG) in 34 minutes vs. CHA on 2/5 … Had 25 points (9-16 FG), including a three at the buzzer to win the game vs. OKC on 2/1 … Registered 24 points, four rebounds, four assists and two steals vs. DAL on 1/27 … Tallied 25 points (8-14 FG's), four assists and four steals vs. DAL on 1/16 … Posted 25 points (11-14 FG), seven rebounds and three assists vs. ATL on 1/10 … Tied a career-high with 36 points (14-17 FG, 3-6 3FG) with four rebounds and three assists vs. PHX on 1/3 … Recorded a career-high 36 points (16-25 FG, 3-8 3 FG), six assists and three rebounds in 38 minutes at BOS on 12/13 … Registered 24 points (8-19 FG), four assists and two steals at NOP on 12/6 … Posted 20 points (8-13 FG's), three rebounds and two assists at SAC on 11/20 … Recorded a season-high 22 points on 9-11 shooting, five assists and three rebounds vs. NOP on 11/17 after missing two games due to right shoulder soreness … **2016-17:** Appeared in 57 games (56 starts) averaging a career best 14.9 points, 3.1 rebounds and 2.9 assists in 31.3 minutes … Shot a career best 42% from three point range … Posted 20 or more points on 15 occasions … Tallied 20 points (6-10 FG), eight rebounds and eight assists at DAL on 4/11 … Registered a career-high 28 points (10-16 FG), four assists and three steals at HOU on 3/20 … Recorded 26 points (6-9 3FG) and dished out four assists vs. WAS on 3/8 … Posted 25 points (9-15 FG) along with two rebounds in 28 minutes vs. BKN on 2/24 … Scored 23 points (5-11 3FG) in 35 minutes at SAC on 2/23 … Registered 22 points, four rebounds and two steals in



GARY HARRIS 14

CAREER STATISTICS

NBA REGULAR SEASON

			-Field Goals-			-Free Throws-			-Rebounds-									-Averages-		
YEAR\TEAM	**GP**	**MIN**	**FGM**	**FGA**	**PCT**	**FTM**	**FTA**	**PCT**	**OFF**	**DEF**	**TOT**	**AST**	**PF**	**DQ**	**STL**	**TO**	**BS**	**PTS**	**RPG**	**APG**	**PPG**
14-15 \ DEN	55	719	66	217	.304	35	47	.745	21	43	64	29	71	0	39	38	7	188	1.2	0.5	3.4
15-16 \ DEN	76	2438	359	765	.469	109	133	.820	54	166	220	147	143	0	97	98	18	932	2.9	1.9	12.3
16-17 \ DEN	57	1782	320	637	.502	104	134	.776	48	130	178	164	92	0	71	76	8	851	3.1	2.9	14.9
17-18 \ DEN	67	2304	440	908	.485	134	162	.827	37	139	176	194	119	0	122	119	15	1170	2.6	2.9	17.5
18-19 \ DEN	57	1639	270	637	.424	115	144	.799	41	118	159	127	113	0	55	68	19	737	2.8	2.2	12.9
19-20 \ DEN	56	1780	218	519	.420	75	92	.815	26	137	163	118	116	1	76	60	14	581	2.9	2.1	10.4
TOTALS	**368**	**10663**	**1673**	**3683**	**.454**	**572**	**712**	**.803**	**227**	**734**	**961**	**779**	**654**	**1**	**460**	**459**	**81**	**4459**	**2.6**	**2.1**	**12.1**

Three-Point Field Goals: '14-15, 21-103 (.204); '15-16, 105-297 (.354); '16-17, 107-255 (.420); '17-18, 156-394 (.396); '18-19, 82-242 (.339); '19-20, 70-210 (.333). **Totals: 541-1501 (.360).**

NBA PLAYOFFS

			-Field Goals-			-Free Throws-			-Rebounds-									-Averages-		
YEAR\TEAM	**GP**	**MIN**	**FGM**	**FGA**	**PCT**	**FTM**	**FTA**	**PCT**	**OFF**	**DEF**	**TOT**	**AST**	**PF**	**DQ**	**STL**	**TO**	**BS**	**PTS**	**RPG**	**APG**	**PPG**
2019 \ DEN	14	517	73	158	.462	33	38	.868	9	49	58	32	38	1	12	11	8	199	4.1	2.3	14.2
2020 \ DEN	14	379	34	90	.378	17	22	.773	7	21	28	24	45	2	16	21	4	104	2.0	1.7	7.4
TOTALS	**28**	**896**	**107**	**248**	**.431**	**50**	**60**	**.833**	**16**	**70**	**86**	**56**	**83**	**3**	**28**	**32**	**12**	**303**	**3.1**	**2.0**	**10.8**

Three-Point Field Goals: 2019, 20-57 (.351); 2020, 19-52 (.365). **Totals: 39-109 (.358).**

SEE PAGE 21 FOR CAREER-HIGH INFORMATION.

GARY HARRIS

CAREER (CONTINUED...)

a season-high 38 minutes vs. MIN on 2/15 … Recorded 15 points, a career-high eight rebounds and four assists at PHX on 1/28 … Tallied 22 points (9-13 FG's), six rebounds and three assists at MIN on 1/22 in his first action after missing the previous three games with a right ankle sprain … Registered a career-high 24 points (9-13 FG's), four assists and two steals vs. DAL on 12/19 … Recorded 18 points, six assists, four rebounds and two steals in his first game back from a right foot injury on 12/15 vs. POR … Missed four games from 10/26-11/3 due to a right groin strain … Missed 16 games from 11/13-12/12 due to a right foot injury … Missed the game on 1/7 at OKC due to right groin soreness … Did not play for three games on 1/17-1/21 due to a right ankle sprain … Missed one game on 4/12 due to a left foot contusion … **2015-16:** Appeared in 76 games (all starts) holding averages of 12.3 points, 2.9 rebounds and 1.9 assists in 32.1 minutes per game … Recorded 17 points, going 6-10 from the field, five assists and four rebounds vs. OKC on 4/5 … Posted 18 points on 6-11 shooting and five rebounds in 36 minutes vs. PHI on 3/23 … Had 18 points, three rebounds, three assists and three steals at ORL on 3/15 … Recorded 17 points (8-13 FG's), five rebounds and two assists vs. WAS on 3/12 … Tied a career-high with 21 points going 8-15 from the field in 41 minutes vs. BKN on 3/4 … Recorded 17 points, four rebounds and two steals in a season-high 46 minutes at DAL on 2/26 … Recorded 18 points (7-11 FG's) and three assists in 36 minutes at IND on 1/30 … Had 20 points on 8-12 shooting along with four rebounds vs. IND on 1/17 … Registered 19 points on 7-14 shooting along with tying a career-high with seven rebounds vs. GSW on 1/13 … Posted 19 points, four rebounds and two assists at POR on 12/30 … Had 12 points and a career-high seven rebounds vs. CLE on 12/29 … Had a career-high 21 points going 8-11 from the field and grabbed two rebounds in 40 minutes vs. HOU on 12/14 … Recorded 20 points (8-13 FG's) in 28 minutes vs. PHX on 11/20 … Had a total of 6 DNP-Concussion's … **2014-15:** Appeared in 55 games (six starts) averaging 3.4 points, 1.2 rebounds and 0.5 assists in 13.1 minutes … Recorded 11 points and had three rebounds at GSW on 4/15 … Tied his season-high with 13 points to go along with two assists at LAC on 4/13 … Posted 13 points (6-10 FG's) to go along with three rebounds and two assists in his NBA debut vs. IND on 11/14 … Had a total of 17 DNP-CD's … Was inactive for 10 games.

PLAYOFFS

Career: Averaging 10.8 points, 3.1 rebounds, 2.0 assists and 1.14 steals in 32.0 minutes over 28 games (26 starts) … 2020: Appeared in 14 games (12 starts), averaging 7.4 points, 2.0 rebounds, 1.7 assists and 1.14 steals in 27.1 minutes … Tallied 14 points (6-11 FG's), six rebounds, one assist and one steal in 37 minutes in game seven at LAC on 9/15 … Recorded 16 points on 5-11 shooting including going 2-4 from three, four assists and four steals in 42 minutes vs. LAC on 9/13 … Posted a playoff high 13 points (4-8 FG's, 4-7 3FG's) and two steals in 29 minutes at LAC on 9/5 … Returned to his first game action since March, posting four points and three rebounds in 21 minutes in game six at UTA on 8/30 … 2019: Played in 14 games (all starts), helping Denver to their first playoff series win since 2008-09 and a spot in the Western Conference semi-finals vs. Portland … He averaged 14.2 points, 4.1 rebounds and 2.3 assists in 36.9 minutes per game over the two series … Scored 10+ points in 13 of the 14 games and 20+ points twice … Finished with 15 points, three rebounds, five assists and a playoff career-high tying three steals in 40 minutes in game six at POR on 5/9 … Registered 16 points, a playoff career-high tying six rebounds, two assists and two steals in 37 minutes in game five vs. POR on 5/7 … Recorded 12 points, four rebounds, a playoff career-high seven assists and one steal in 33 minutes in game three at SAS on 4/18 … Posted his second straight 20+ point game with a playoff career-high 23 points, to go along with five rebounds in 35 minutes in game two vs. SAS on 4/16 … Tallied 20 points, three rebounds, one assist and one block in 37 minutes in his playoff debut vs. SAS on 4/13. He became the third Nugget in franchise history to record 20+ points in his first career playoff game.

CAREER TRANSACTIONS

Signed a multi-year contract with Denver on 10/12/17 … Traded on draft night to the Denver Nuggets along with Jusuf Nurkic in exchange for Doug McDermott (11th overall) and Anthony Randolph … Selected by the Chicago Bulls with the 19th overall pick in the 2014 NBA Draft on 6/26/14.

COLLEGE

Started 67-of-69 games during his Michigan State career … Totaled 1,025 career points, becoming just the third Spartan to break the 1,000-point mark in just two seasons, joining Mike Robinson (1,202) and Magic Johnson (1,059) … 2012 McDonald's All-American as a high school senior, also was a 2012 Jordan Brand Classic game invitee … Played for Team USA as a member of the Junior National Select Team, competing at the Nike Hoop Summit in April 2012 … **Sophomore (2013-14):** 2014 First Team All-Big Ten honoree, averaging 16.7 points, 4.0 rebounds and 2.7 assists … Honorable Mention AP All-American … Earned USBWA and NABC All-District accolades and chosen to the Big Ten All-Tournament Team and the NCAA East Regional All-Tournament Team … One of 15 finalists for the John R. Wooden Award after ranking sixth in the Big Ten in scoring and fifth in steals overall (1.8 spg) … Member of the All-Big Ten Defensive Team … Voted MSU Team MVP by both the media and his teammates … Scored 20-plus points on 11 occasions, including: 27 points (9-16 FGs, 4-6 3FG's) vs. Michigan; 26 points (5-10 3FGs) with five steals at Indiana; 25 points (7-11 FGs, 6-9 3FG's) at Purdue … Preseason Second-Team All-American by the Sporting News and USA Today … **Freshman (2012-13):** Averaged 12.9 points, ranking second on the team, along with 2.5 rebounds and 1.4 assists … Led the Spartans in three-pointers made (65) and attempted (158), and three-point field-goal percentage (.411, 5th in Big 10) … Was named the Big Ten Freshman of the Year and the first Spartan to win that honor since its inception in 1986 … A Second Team All-Big Ten choice and Big Ten All-Freshman Team honoree … One of eight finalists for the national Wayman Tisdale Freshman of the Year Award … Shot 47.2 percent from three-point range in Big Ten games only … A three-time Big Ten Freshman of the Week choice … Scored a season-high 23 points vs. Memphis in the third round of the NCAA Tournament … Totaled 22 points vs. Purdue and 21 at Indiana in his first college game in his home state, including 5-of-10 from three.

PERSONAL

Mother, Joy (Holmes), was a four-year letter winner at Purdue from 1988-91, and currently ranks seventh in school history with 1,747 points. A 1991 First Team Kodak/WBCA All-American, Joy played in the WNBA for the Detroit Shock in 2000 as well as for Seattle and Nashville in the American Basketball League.



GARY HARRIS 14

ISAIAH HARTENSTEIN

ABOUT ME:

Position: Center
Height/Weight: 7'0"/249
Date of Birth: 5/5/98
Pro Experience: 2 years

2019-20 STATS:

PPG 4.7
RPG 3.9
MPG 11.6

ISAIAH HARTENSTEIN 25

#25 ISAIAH HARTENSTEIN



2019-20

PPG: 4.7 **RPG: 3.9** **MPG: 11.6** **10/10: 2**

Appeared in 23 games (two starts), averaging 4.7 points and 3.9 rebounds in 11.6 minutes … Registered his second career double-double with 17 points (8-9 FG), 15 rebounds, a career-high two steals and a career-high five blocks in 27 minutes vs. MIN on 1/11 … Posted a career-high 19 points (9-11 FG), nine rebounds, a career-high four assists and two blocks in 34 minutes on 12/29 at NOP … Recorded six points and a career-high 16 rebounds in 31 minutes on 11/16 at MIN.

CAREER

NBA: Has career averages of 3.1 points and 2.7 rebounds in 9.5 minutes over 51 games (two starts) … Has posted two career double-doubles … **2018-19 (Houston):** Played in 28 games, averaging 1.9 points and 1.7 rebounds in 7.9 minutes.

PLAYOFFS

2019 (Houston): Appeared in two games, averaging 2.0 points and 0.5 rebounds in 1.0 minutes.

CAREER TRANSACTIONS

Signed as a free agent by the Denver Nuggets on 11/30/20 … Waived by the Houston Rockets on 6/23/20 … Signed a multi-year contract with the Houston Rockets on 7/25/18 … Selected by the Houston Rockets in the second round (43rd overall) of the 2017 NBA Draft.

INTERNATIONAL EXPERIENCE

2016-17: Appeared in 34 games (six starts) with Zalgaris of the LKL, averaging 4.2 points, 3.1 rebounds and 0.76 steals in 11.3 minutes … **2015-16:** Played in 18 games (14 starts), averaging 14.2 points, 9.4 rebounds, 1.7 assists, 1.67 steals and 2.39 blocks in 24.9 minutes … **2014-15:** Appeared in one game, grabbing one rebound in 1.2 minutes.

PERSONAL

Born on 5/5/98 in Eugene, OR but moved to Germany with his family at age 11 … Son of Florian and Theresa Hartenstein … His father played basketball at Oregon and professionally in Germany … Spent four seasons playing in Germany's youth and boys division from 2011-15.



CAREER STATISTICS

NBA REGULAR SEASON

			-Field Goals-			-Free Throws-			-Rebounds-									-Averages-		
YEAR\TEAM	**GP**	**MIN**	**FGM**	**FGA**	**PCT**	**FTM**	**FTA**	**PCT**	**OFF**	**DEF**	**TOT**	**AST**	**PF**	**DQ**	**STL**	**TO**	**BS**	**PTS**	**RPG**	**APG**	**PPG**
18-19 \ HOU	28	221	20	41	.488	11	14	.786	21	26	47	15	56	0	7	13	12	53	1.7	0.5	1.9
19-20 \ HOU	23	266	44	67	.657	19	28	.679	29	61	90	18	41	0	9	16	12	107	3.9	0.8	4.7
TOTALS	**51**	**487**	**64**	**108**	**.593**	**30**	**42**	**.714**	**50**	**87**	**137**	**33**	**97**	**0**	**16**	**29**	**24**	**160**	**2.7**	**0.6**	**3.1**

Three-Point Field Goals: '18-19, 2-6 (.333); '19-20, 0-5 (.000). **Totals: 2-11 (.182).**

NBA PLAYOFFS

			-Field Goals-			-Free Throws-			-Rebounds-									-Averages-		
YEAR\TEAM	**GP**	**MIN**	**FGM**	**FGA**	**PCT**	**FTM**	**FTA**	**PCT**	**OFF**	**DEF**	**TOT**	**AST**	**PF**	**DQ**	**STL**	**TO**	**BS**	**PTS**	**RPG**	**APG**	**PPG**
2019 \ HOU	1	2	2	2	1.000	0	0	---	1	0	1	0	1	0	0	0	0	4	0.5	0.0	2.0
TOTALS	**1**	**2**	**2**	**2**	**1.000**	**0**	**0**	**---**	**1**	**0**	**1**	**0**	**1**	**0**	**0**	**0**	**0**	**4**	**0.5**	**0.0**	**2.0**

Three-Point Field Goals: 2019, 0-0 (---).

INTERNATIONAL EXPERIENCE

			-Field Goals-			-Free Throws-			-Rebounds-									-Averages-		
YEAR\TEAM	**GP**	**MIN**	**FGM**	**FGA**	**PCT**	**FTM**	**FTA**	**PCT**	**OFF**	**DEF**	**TOT**	**AST**	**PF**	**DQ**	**STL**	**TO**	**BS**	**PTS**	**RPG**	**APG**	**PPG**
14-15 \ ART	1	1	0	1	.000	0	0	---	0	1	1	0	0	0	0	0	0	0	1.0	0.0	0.0
15-16 \ ALL TEAMS	18	449	94	180	.522	46	83	.554	13	157	170	30	66	1	30	51	43	256	9.4	1.7	14.2
16-17 \ ZAL	34	384	51	105	.486	32	45	.711	27	77	104	20	73	0	26	36	16	142	3.1	0.6	4.2
TOTALS	**53**	**834**	**145**	**286**	**.507**	**78**	**128**	**.609**	**40**	**235**	**275**	**50**	**139**	**1**	**56**	**87**	**59**	**398**	**5.2**	**0.9**	**7.5**

Three-Point Field Goals: '14-15, 0-1 (.000); '15-16, 22-54 (.407); '16-17, 8-30 (.267). **Totals: 30-85 (.353).**

SEE PAGE 21 FOR CAREER-HIGH INFORMATION.

MARKUS HOWARD

ABOUT ME:

Position: Guard
Height/Weight: 5'11"/180
Date of Birth: 3/3/99
College: Marquette
Pro Experience: Rookie

MARKUS HOWARD 00



CAREER TRANSACTIONS

Signed a two-way contract with the Denver Nuggets on 11/19/20 … Undrafted in the 2020 NBA Draft.

COLLEGE

2019-20 (Senior): Led the nation in scoring with 27.8 points per game … Became the program's all-time leading scorer by surpassing Jerel McNeal's 1,985 points in the season opener against Loyola Maryland (Nov. 5) with 38 points … 72nd player in NCAA history with at least 2,500 points and finished 21st all-time with 2,761 points … Finished tied for seventh in NCAA history with 434 career 3-pointers … Big East's career scoring leader in league games (1,587) and 1-of-5 players to reach 1,000 pts. in three years … Averaged Big East record 28.7 points per game in league play. Big East season-long record was 27.8 ppg. by Troy Bell (Boston College, 2002-03) … All-time leader in league history with 13 career weekly honors … Ranked in top-five in 10 Marquette career categories including first in free throws made (599) and treys (434) … Owns 68 career games of 20-or-more points, 33 of 30-or-more, seven of 40-plus and three 50-point games … Posted 51 points, a personal regulation high mark, against USC (Nov. 29) in the Orlando Invitational … Also added 40 points in the opening game of the Orlando Invitational against Davidson (Nov. 28) … Broke the Orlando Invitational three-game scoring record after just two games with 91 points against Davidson and USC … Only player in last 20 years with multiple 50-point games and owns 3-of-4 in Big East history (Marshon Brooks, Providence vs Notre Dame Feb. 23, 2011) … Owns three of the five 50-point games by active NCAA players … Fourth player in major conference history with 40 points on consecutive days, joining Johnny Neumann (Ole Miss), Pete Maravich (LSU) and Bob Pettit (LSU) … Third major conference player to record a 50-point game in three consecutive seasons. The other two: Wayman Tisdale (Oklahoma, 1982-85) and Pete Maravich (LSU, 1967-70) … **2018-19 (Junior):** Unanimous Big East Player of the Year and All-Big East First Team selection, Sporting News All-America Second Team, USA Today Sports First Team All-American, USBWA Second Team All-American, NABC Coaches Division I All-America Second Team, USBWA All-District V Team, NABC All-District 5 Team, Big East All-Tournament Team … Finished first in the Big East and fifth in the nation in scoring (25.0 ppg.) and second in the Big East and 10th in the country in FT percentage (.890) … Set Marquette's single-season scoring mark in 2018-19 (851 points) … Fifth player in Big East history with 1,000 point in league games in just three years of play (1,070), 28th-most ever … Scored a Big East and MU record 53 points in road victory at Creighton. Only player in NCAA in the last 20 years with two career 50-point games … Owned a pair of 45-point efforts against Kansas State and Buffalo, the third-best single-game total (most at home) in Marquette history … Scored 20-or-more points on 24 occasions in 2018-19 … Finished the season with 17 career 30-point games … Six-time Big East Player of the Week … **2017-18 (Sophomore):** Named All-Big East Second Team ...

COLLEGE (CONTINUED...)

Preseason All-Big East Second Team ... Started 32 of 35 games and averaged 20.4 points and 3.2 rebounds per game while ranking third on the squad with 94 assists ... In 31.5 minutes per night, shot .464 (239-515) from the floor, .404 (111-of-275) from the 3-point line and .938 (105-of-112) from the charity stripe ... Played 33 minutes against No. 19 Purdue and posted 24 points, shooting 4-of-8 from behind the arc (Nov. 14) ... Posted 25 points in a loss against No. 6 Wichita State at the Maui Jim Maui Invitational (Nov. 21) ... Went 11-of-15 from the three-point line and set a new school record for the most three-pointers in a single game with 11 treys, for 33 points against Chicago State (Nov. 29) ... Tied a career-high point total in the win over Vermont with 34 points, shooting 11-of-20 from the floor, 6-of-11 beyond the arc and 6-of-6 from the charity stripe (Dec. 5) ... His combined 96 points against Chicago State (33), Georgia (29) and Vermont (34) is the highest total in three consecutive games since Tony Smith scored 97 from Feb. 26-March 3, 1990 ... Became first MU player since Travis Diener in 2004-05 to record multiple 30-point games in a single season (Andrew Rowsey and Sam Hauser also did so during the 2017-18 campaign) ... Broke the Marquette all-time record with 52 points against Providence, shooting 17-29 from the field, 11-19 from three and 7-7 from the line in an overtime win (Jan. 3) ... Dropped 33 points on No. 8 Xavier (Jan 24) ... Notched 13 points and three assists versus No. 1 Villanova (Jan. 28) ... Point-leader for MU in the second round of the Big East Tournament against Villanova with 23 points (March 8) … **2016-17 (Freshman):** Named to the Big East All-Freshman Team ... Led the nation in 3-point field goal percentage (.547) and set a new Marquette single-season mark ... Started first career game in the season opener against Vanderbilt (Nov. 11) at the Veteran's Classic ... Scored a then-season high 22 points in 34 minutes against No. 17 Wisconsin (Dec. 10) ... Poured in 23 points on 5-of-6 shooting from 3-point range in his first-ever Big East Conference game against Georgetown (Dec. 28) ... Scored a team-high 21 points at No. 1 Villanova (Jan. 7) ... Scored 26 points at No. 13 Butler (Jan. 16) ... Netted a career-best 34 points and tied a program record with nine made threes to lead MU past Xavier (Feb. 18) on National Marquette Day ... Scored 13 points in 26 minutes during MU's NCAA First Round game against South Carolina (March 17).

PERSONAL

Born March 3, 1999 in Morristown, New Jersey … Son of Chuck and Noemi Howard … has two brothers, Desmond and Jordan … Jordan plays basketball at Central Arkansas and Desmond at Phoenix College … Majoring in digital media.

CAREER STATISTICS

COLLEGE STATS

			-Field Goals-			-Free Throws-			-Rebounds-									-Averages-		
YEAR\TEAM	**GP**	**MIN**	**FGM**	**FGA**	**PCT**	**FTM**	**FTA**	**PCT**	**OFF**	**DEF**	**TOT**	**AST**	**PF**	**DQ**	**STL**	**TO**	**BS**	**PTS**	**RPG**	**APG**	**PPG**
16-17 \ MARQ	31	681	136	269	.506	56	63	.889	9	60	69	70	79	2	26	63	2	410	2.2	2.3	13.2
17-18 \ MARQ	34	1071	239	515	.464	105	112	.938	13	95	108	94	85	3	33	85	2	694	3.2	2.8	20.4
18-19 \ MARQ	34	1138	252	600	.420	227	255	.890	14	121	135	133	72	0	36	72	1	851	4.0	3.9	25.0
19-20 \ MARQ	29	963	237	561	.422	211	249	.847	16	85	101	95	70	1	27	70	1	806	3.5	3.3	27.8
TOTALS	**128**	**3853**	**864**	**1945**	**.444**	**599**	**679**	**.882**	**52**	**361**	**413**	**392**	**306**	**6**	**122**	**306**	**6**	**2761**	**3.2**	**3.1**	**21.6**

Three-Point Field Goals: '16-17, 82-150 (.547); '17-18, 111-275 (.404); '18-19, 120-298 (.403); '19-20, 121-294 (.412). **Totals: 434-1017 (.427).**

NIKOLA JOKIĆ

ABOUT ME:

Position: Center
Height/Weight: 7'0"/250
Date of Birth: 2/19/95
Pro Experience: 5 years

2019-20 STATS:

PPG 19.9
RPG 9.7
APG.....7.0



2019-20

PPG: 19.9	**RPG: 9.7**	**APG: 7.0**	**MPG: 32.0**	
10+ PTS: 63	**20+ PTS: 39**	**30+ PTS: 10**	**40+ PTS: 1**	
10+ REB: 42	**20+ REB: 2**	**10+ AST: 20**	**10/10: 43**	**10/10/10: 13**

Appeared in 73 games (all starts), averaging 19.9 points, 9.7 rebounds and 7.0 assists in 32.0 minutes … Finishing the year with 13 triple-doubles, 43 double-doubles, 10 30+ points games and a season-high 47 point game … Named to the 2019-20 All-NBA Second Team … Earned his second All-Star appearance when he was selected as a reserve in the 2020 All-Star Game … Named the Western Conference Player of the Week during the week of Feb. 10th … Tallied 30 points (10-21 FG's, 10-11 FT's), 12 rebounds, 10 assists and two steals for his 13th triple-double of the season at OKC on 8/3 … Posted his 12th triple double of the season and 40th of his career, with 23 points on 8-11 shooting, 18 rebounds and 11 assists in 35 minutes vs. TOR on 3/1 … Recorded 30 points, a season-high tying 21 points, and 10 assists posting his 11th triple-double in 40 minutes at UTA on 2/5 … Posted 39 points (16-23 FG's), 11 assists, 10 rebounds and three steals in 40 minutes for his 10th triple-double of the season at DET on 2/2 … Registered his ninth triple-double of the season with 24 points, 12 rebounds, 11 assists and two steals in 38 minutes vs. HOU on 1/26 … Tallied 27 points (8-8 FT's), 12 rebounds, seven rebounds and four steals in 35 minutes at NOP on 1/24 … Posted his eighth triple-double of the season with 19 points, 12 rebounds and 10 assists in 34 minutes at HOU on 1/22 … Recorded 30 points (10-16 FG's), 10 rebounds, four assists and three steals in 32 minutes vs. IND on 1/19 … Posted a career-high 47 points (16-25 FG's, 4-8 3FG's, 11-16 FT's), eight rebounds and five assists in 37 minutes at ATL on 1/6 … Recorded a season-high 31 points on 12-19 shooting, 10 rebounds and 10 assists in 33 minutes, notching his seventh triple-double of the season vs. MEM on 12/28 … Posted 22 points, 12 rebounds and 10 assists in 31 minutes for his sixth triple-double of the season at PHX 12/23 … Registered 22 points (10-16 FG's), 10 rebounds, 10 assists and two blocks in 33 minutes for his fifth triple-double vs. MIN on 12/20 … Recorded his fourth triple-double of the season with 28 points (11-14 FG's), 14 rebounds and 12 assists in 35 minutes vs. OKC on 12/14 … Posted a season-high 30 points (13-21 FG's), 10 rebounds, four assists and two blocks in 31 minutes at BOS on 12/6 … Tallied his 31st career triple-double with 18 points, 16 rebounds, 10 assists and three steals vs. BOS on 11/22 … Posted a season-high 27 points (12-19 FG's), 12 rebounds and four assists in 32 minutes vs. HOU on 11/20 … Registered 26 points (16 in the fourth quarter) along with 10 rebounds and six assists including knocking down the game winning FG with 2.2 seconds left vs. PHI on 11/8 … Posted his first triple-double of the season and 29th of his career with 23 points, 14 rebounds and 12 assists in 41 minutes vs. PHX on 10/25 … Registered 20 points (8-14 FG's, 3-5 3FG's), 13 rebounds and two assists in just 24 minutes at POR on 10/23.

CAREER

Honors: Named as a reserve to the Western Conference All-Stars at the 2020 All-Star game in Chicago … Named as a reserve to the Western Conference All-Stars at the 2019 All-Star game in Charlotte … Named to the 2019-20 All-NBA second team, his second All-NBA selection … Selected to the first team All-NBA for the 2018-19 season … Named Western Conference Player of the Week six times, most recently for the week of Feb. 10th, 2020 … Named to the 2015-16 All NBA Rookie First Team … **NBA:** Appeared in 381 games (340 starts), averaging 17.0 points, 9.6 rebounds and 5.5 assists while shooting .524 from the field and .338 from three-point range … Has posted 30 30+ point games, including four 40+ point efforts … Has recorded 192 career double-doubles and 41 career triple doubles … **2018-19:** Appeared in 80 games (all starts), averaging career highs in points (20.1), rebounds (10.8) and assists (7.3) in 31.3 minutes … Finishing the year with 12 triple-doubles, 56 double-doubles, eight 30+ points games and a season-high 40 point game …



CAREER STATISTICS

NBA REGULAR SEASON

			-Field Goals-			-Free Throws-			-Rebounds-									-Averages-		
YEAR\TEAM	**GP**	**MIN**	**FGM**	**FGA**	**PCT**	**FTM**	**FTA**	**PCT**	**OFF**	**DEF**	**TOT**	**AST**	**PF**	**DQ**	**STL**	**TO**	**BS**	**PTS**	**RPG**	**APG**	**PPG**
15-16 \ DEN	80	1733	307	600	.512	154	190	.811	181	379	560	189	208	3	79	104	50	796	7.0	2.4	10.0
16-17 \ DEN	73	2038	494	854	.578	188	228	.825	212	506	718	359	214	1	61	171	55	1221	9.8	4.9	16.7
17-18 \ DEN	75	2443	504	1010	.499	266	313	.850	195	608	803	458	212	2	90	210	61	1385	10.7	6.1	18.5
18-19 \ DEN	80	3224	616	1206	.511	289	352	.821	228	637	865	526	224	2	108	248	55	1604	10.8	7.2	20.1
19-20 \ DEN	73	2336	565	1071	.528	246	301	.817	166	545	711	512	222	1	85	226	44	1456	9.7	7.0	19.9
TOTALS	**381**	**11054**	**2486**	**4741**	**.524**	**1143**	**1384**	**.826**	**982**	**2675**	**3657**	**2098**	**1084**	**9**	**423**	**959**	**265**	**6462**	**9.6**	**5.5**	**17.0**

Three-Point Field Goals: '15-16, 28-84 (.333); '16-17, 45-139 (.324); '17-18, 111-280 (.396); '18-19, 83-270 (.307); '19-20, 80-255 (.314). **Totals: 267-773 (.345).**

NBA PLAYOFFS

			-Field Goals-			-Free Throws-			-Rebounds-									-Averages-		
YEAR\TEAM	**GP**	**MIN**	**FGM**	**FGA**	**PCT**	**FTM**	**FTA**	**PCT**	**OFF**	**DEF**	**TOT**	**AST**	**PF**	**DQ**	**STL**	**TO**	**BS**	**PTS**	**RPG**	**APG**	**PPG**
2019 \ DEN	14	557	132	261	.506	66	78	.846	54	128	182	118	54	2	16	36	13	352	13.0	8.4	25.1
2020 \ DEN	19	694	178	343	.519	66	79	.835	37	150	187	109	68	0	20	62	15	464	9.8	5.7	24.4
TOTALS	**33**	**1251**	**310**	**.519**	**.513**	**132**	**157**	**.841**	**91**	**278**	**369**	**227**	**122**	**2**	**36**	**98**	**28**	**816**	**11.2**	**6.9**	**24.7**

Three-Point Field Goals: 2019, 22-56 (.393); 2020, 42-98 (.429). **Totals: 64-154 (.416).**

SEE PAGE 21 FOR CAREER-HIGH INFORMATION.

CAREER (CONTINUED...)

Named to the 2018-19 All-NBA First Team … Earned his first All-Star appearance when he was selected as a reserve and drafted to Team Giannis in the 2019 All-Star Game … Joins David Thompson as the only two Nuggets to be named to the All-NBA First Team and the All-Star Team … Named the Western Conference Player of the Week three times (10/22/18, 1/7/19 and 2/3/19) … Posted a near triple-double again with 20 points, 11 rebounds and nine assists in 29 minutes vs. SAS on 4/3 … Recorded 21 points, 17 rebounds and five assists in 28 minutes at NYK on 3/22 … Narrowly missed a triple-double with 36 points (10-13 FT's), 10 assists and nine rebounds in 35 minutes vs. OKC on 2/26 … Posted his 12th triple-double of the season recording 20 points, 18 rebounds and 11 assists in 36 minutes vs. SAC on 2/13 … Tallied his 11th triple-double of the season posting 27 points, 10 rebounds and 10 assists in 35 minutes at PHI on 2/8 … Recorded his 10th triple-double of the season with 25 points (8-13 FG's), 14 rebounds and 10 assists in 34 minutes at BKN on 2/6 … Posted hist ninth triple-double on the season with 13 points, 16 rebounds and 10 assists in 29 minutes at MIN on 2/2 … Tallied 31 points (12-15 FG's), 13 rebounds and nine assists just missing a triple-double in 31 minutes vs. HOU on 2/1 … Registered 20 points, 13 rebounds and 10 assists in 37 minutes for his 24th career triple-double at NOP on 1/30 … Recorded 32 points (12-22 FG's, 6-7 FT's), 18 rebounds and 10 assists in 34 minutes vs. PHI on 1/26 … Posted 28 points, 21 rebounds, six assists and two steals in 37 minutes at UTA on 1/23 … Registered his sixth triple-double of the season with 19 points, 12 assists and 11 rebounds in 28 minutes vs. CLE on 1/19 … Recorded a season-high 40 points (15-23 FG's), 10 rebounds and eight assists in 37 minutes vs. POR on 1/13 … Posted his second straight triple-double and fifth of the season with 18 points, 14 rebounds and 10 assists in 28 minutes vs. LAC on 1/10 … Became the third youngest player to reach 20 triple-doubles, posting his fourth of the season with 29 points, 11 rebounds and 10 assists in 40 minutes at MIA on 1/9 … Tallied a season-high in points scoring 39 with 12 rebounds and six assists in 34 minutes vs. CHA on 1/5 … Recorded his third triple-double of the season with 19 points, 15 assists and 14 rebounds in 34 minutes vs. NYK on 1/1 … Posted 32 points, 16 rebounds, four assists and three steals in 35 minutes vs. DAL on 12/18 … Recorded 24 points on 8-16 shooting, 15 rebounds and nine assists in 36 minutes vs. OKC on 12/14 … Tallied 27 points, 12 rebounds, six assists and two steals in 38 minutes vs. MEM on 12/10 … Recorded his second triple-double of the season with 23 points (8-13 FG's), 15 assists and 11 rebounds in 36 minutes at TOR on 12/3 … Posted 37 points (14-22 FG's), 21 rebounds, three assists and two blocks in 33 minutes vs. BKN on 11/9 … Became the second player in NBA history (Wilt Chamberlain) to record a 30-point triple double (35 points, 12 rebounds and 11 assists) while shooting a perfect 11-11 from the field vs. PHX on 10/20 … Posted 35 points going 11-11 from the field … Tallied 21 points, eight rebounds and five assists in 34 minutes in his season debut at LAC on 10/17 … **2017-18:** Appeared in 75 games (73 starts), averaging 18.5 points, 10.7 rebounds and 6.1 assists in 32.6 minutes … Posted his 38th double-double of the year with 35 points (14-25 FG's, 4-7 3FG's), 10 rebounds and three assists at MIN on 4/11 … Recorded his Tallied his 10th triple-double of the season posting 15 points, a season-high 20 rebounds and 11 assists in 38 minutes vs. POR on 4/9 … Recorded his ninth triple-double of the season posting 23 points (9-14 FG's), 11 rebounds and 11 assists in 34 minutes at LAC on 4/7 … Posted his first career back-to-back 30+ point games with 30 points, seven assists and six rebounds vs. IND on 4/3 … Filled the stat sheet with 35 points, 13 rebounds, five assists and three blocks in 44 minutes vs. MIL on 4/1 … Registered 29 points, 16 rebounds and eight assists in 40 minutes at TOR on 3/27 … Posted his eighth triple double of the season with 23 points, 12 rebounds and 10 assists in 38 minutes vs. DET on 3/15 … Recorded his 13th career triple-double with 20 points, 11 rebounds and 10 assists in 30 minutes vs. SAC on 3/11 … Posted 36 points (12-14 FG's, 10-11 FT's), 13 rebounds and six assists vs. CLE on 3/7 … Registered his third straight triple-double with 28 points, 11 rebounds and 11 assists in 34 minutes vs. SAS on 2/23 … Recorded the fastest triple-double in the last 20 years, registering 16 points, 12 assists and 11 rebounds in 16 minutes of the first half and finished with 30 points, 17 assists and 15 rebounds at MIL on 2/13 … Posted his fourth triple-double of the season with 23 points, 13 rebounds and 11 assists in 33 minutes vs. SAS on 2/13 … Filled the stat sheet with 21 points, nine rebounds and eight assists in 27 minutes at PHX on 2/10 … Tallied 15 points, 16 rebounds, seven assists and two steals vs. CHA on 2/5 … Registered 11 points, 16 rebounds and 11 assists for his second triple-double of the season vs. DAL on 1/27 … Posted 18 points, 10 assists and seven rebounds in 35 minutes vs. NYK on 1/25 … Recorded 29 points, 18 rebounds, seven assists and two steals in 33 minutes vs. DAL on 1/16 … Tallied 23 points, nine rebounds and seven assists in 30 minutes at SAS on 1/13 … Posted his first triple double of the season with 22 points, 12 rebounds and 11 assists in 36 minutes at GSW on 1/8 … Had 19 points, 13 rebounds and six assists in 37 minutes vs. PHI on 12/30 … Tallied 27 points, nine rebounds, six assists and two blocks at POR on 12/22 … Registered 22 points, six rebounds and four assists in 36 minutes vs. MIN on 12/20 … Posted 28 points, 13 rebounds and eight assists in 36 minutes vs. MEM on 11/24 … Recorded a career-high 41 points, 12 rebounds, five assists, two steals and two blocks in 31 minutes vs. BKN on 11/7, becoming the first player since at least 1983 to post 41+ points, 12+ rebounds and 5+ assists in under 32 minutes … Tallied 21 points, 14 rebounds and four assists at BKN on 10/29 … Registered 18 points (8-16 FG's), a season-high 15 rebounds and five assists in 33 minutes at ATL on 10/27 … Posted his first double-double of the season with 18 points and 11 rebounds at CHA on 10/25 … Recorded 29 points, nine rebounds and five assists in 35 minutes vs. WAS on 10/23 … Posted seven points, 12 rebounds and eight assists in 36 minutes in the season opener at UTA on 10/18 … **2016-17:** Appeared in 73 games (59 starts) averaging 16.7 points, 9.8 rebounds and 4.9 assists in 27.9 minutes … Recorded 20 or more points in 25 games and 30+ points in five games … Posted 29 points, 16 rebounds, eight assists and five blocks in the season finale at OKC on 4/12 … Tallied 26 points, 13 rebounds and 10 assists for his sixth career triple-double at CHA on 3/31 … Had 30 points going 12-18 from the field, 17 rebounds and five assists at IND on 3/24 … Posted a triple-double with 17 points, 14 rebounds and 11 assists in 30 minutes vs. LAC on 3/16 … Tallied 31 points on 13-15 shooting, 14 rebounds and four assists vs. CHA on 3/4 … Recorded his third triple-double of the season posting 19 points, 16 rebounds and 10 assists at CHI on 2/28 … Posted his second career triple double with 17 points, 21 rebounds and 12 assists in 36 minutes vs. GSW on 2/14 … Registered a career-high 40 points (17-23 FG's), nine rebounds and five assists in 37 minutes at NYK on 2/10 becoming the third Nugget to score 40+ points on 73% shooting since 1983-84 (Carmelo Anthony did so twice in 2008 and Alex English did it three times from '84-'88) … Recorded first career triple double posting 20 points, 13 rebounds and 11 assists in 32 minutes vs. MIL on 2/3 … Filled the stat sheet recording 23 points, 11 rebounds, six assists, three blocks and two steals vs. UTA on 1/24 … Posted 35 points along with 12 rebounds and four assists at SAS on 1/19 … Recorded 30 points on 13-19 shooting, 11 rebounds, five assists and three steals vs. ORL on

1/16 … Posted 22 points, 10 rebounds and seven assists vs. IND on 1/12 … Had 25 points, seven rebounds and four assists vs PHI on 12/30 … Posted 16 points, a career-high 11 assists and eight rebounds in 34 minutes vs. MIN on 12/28 … Registered 27 points (10-12 FG's) 11 rebounds and four assists at DAL on 12/12 … Tallied 17 points on 7-11 shooting, 14 rebounds and three assists vs. MIA on 11/30 … Recorded 23 points, a career-high 17 rebounds, four steals and two assists in 34 minutes vs. POR on 10/29 … Missed three games from 12/2-12/5 due to a left wrist sprain … Missed one game due to illness on 1/7 … Did not play for three games from 1/28-2/1 due to a left hip flexor strain … Missed two games due to illness on 3/6 and 3/8 … **2015-16:** In 80 games (55 starts) averaged 10.0 points, 7.0 rebounds and 2.4 assists while shooting 51% from the field in 21.7 minutes per game … Was named to the 2015-16 All-NBA Rookie First Team … Tallied 35 games of 10+ points and had 20+ points in five contests … Posted 19 points and grabbed 11 rebounds while dishing out four assists vs. UTA on 4/10 … Tallied 15 points along with 12 rebounds in 34 minutes vs. BKN on 3/4 … Recorded 13 points, 13 rebounds and six assists in 20 minutes vs. SAC on 2/23 … Posted 23 points (10-15 FG's), 13 rebounds, four assists and two steals in 30 minutes vs. BOS on 2/21 … Had career-highs with 27 points and 14 rebounds, while adding four assists in 30 minutes vs. TOR on 2/1 … Tallied 16 points, 11 assists and five steals in a career-high 35 minutes at IND on 1/30 … Registered 18 points and a career-high four steals vs. IND on 1/17 … Missed two games due to a low back strain (11/3 and 12/5).

PLAYOFFS

Career: Appeared in 33 games (all-starts), averaging 24.7 points, 11.2 rebounds, 6.9 assists and 1.09 steals in 37.9 minutes … Has posted five triple-doubles and 22 double-doubles … **2020:** Started in all 19 games, leading Denver to the Western Conference Finals … Averaged 24.4 points, 9.8 rebounds and 5.7 assists in 36.5 minutes … Registered one triple double and 10 double-doubles … Tallied 30 points (9-20 FG's, 11-12 FT's), six rebounds, nine assists and four steals in 39 minutes in game two at LAL on 9/20 … Recorded a triple-double with 16 points, 22 rebounds, 13 assists and two steals in 40 minutes in game seven at LAC on 9/15 … Posted 34 points (13-22 FG's, 4-6 3FG's), 14 rebounds, seven assists, one steal and one block in 40 minutes vs. LAC on 9/13 … Registered 32 points on 13-34 shooting, 12 rebounds, eight assists and one steal in game three vs. LAC on 9/7 … Posted 26 points on 10-17 shooting, 18 rebounds and four assists in 37 minutes at LAC on 9/5 … Recorded 30 points (12-23 FG's), 14 rebounds and four assists in 39 minutes in game seven vs. UTA on 9/1 … Tallied 29 points (12-24 FG's), seven rebounds and six assists in 39 minutes at UTA on 8/23 … Posted 28 points (10-21 FG's), 11 rebounds and six assists in 32 minutes in Game two vs. UTA on 8/19 … Recorded 29 points (11-21 FG's), 10 rebounds, three assists, two steals and one block in Game 1 vs. UTA on 8/17 … **2019:** Started all 14 games, leading Denver to their first playoff series win since 2013 and one game from a trip to the Western Conference Finals … Posted postseason averages of 25.1 points (50.6% FG), 13.0 rebounds, 8.4 assists and 1.14 steals in 39.8 minutes … Tallied the second most triple-doubles (Draymond Green, six) with four in the playoffs … His four triple-doubles were the most by any Nugget in franchise history in a single playoff run … Led all players with 13.0 rebounds per game, was third in minutes (39.8), fourth in assists (8.4) and eighth in points (25.1) … Finished with 29 points, 13 rebounds and playoff career-high four blocks in 42 minutes in game seven vs. POR on 5/12 … Recorded 25 points, a playoff career-high 19 rebounds and six assists in 34 minutes in game six vs. POR on 5/7 … Tallied his fourth triple-double of the playoffs with 21 points, 12 rebounds, 11 assists and two steals in 39 minutes in game four at POR on 5/5 … Registered his third triple-double of the playoffs with 33 points, 18 rebounds and a playoff career-high tying 14 assists in a playoff career-high 65 minutes in a marathon four overtime game three at POR on 5/3 … Started the Western Conference semi-finals with his second 30+ point game, scoring 37 points, nine rebounds, six assists, a playoff career-high three steals and two blocks in 41 minutes in game one vs. POR on 4/29 … Posted 21 points, 15 rebounds, 10 assists and three blocks for his second triple-double of the playoffs in 43 minutes in game seven vs. SAS on 4/27 in the Nuggets first game seven win since 1978 … Scored a playoff career-high 43 points, the seventh most points scored by any player in the playoffs this season and the most points scored by a Nugget in a playoff game in franchise history. He added 12 rebounds, nine assists, two steals and one block for his third double-double in game six at SAS on 4/25 … Scored 20+ points in his third straight game with 29 points, 12 rebounds and 8 assists in 39 minutes in game four at SA on 4/20 … Finished his first ever playoff game with 10 points, 14 rebounds and 14 assists in 36 minutes vs. SA on 4/13, joining LeBron James, Magic Johnson and Johnny McCarthy as the only players to post a triple-double in their playoff debut.

INTERNATIONAL EXPERIENCE

2015-16: Appeared in eight games during the 2016 Olympics in Rio De Janeiro, Brazil with the Serbian National team … Averaged 9.1 points, 6.0 rebounds and 2.4 assists while helping Serbia reach the gold medal game against the USA and ultimately win the silver medal … **2014-15:** Played in 38 games for KK Mega Vizura of Serbia averaging 16.5 points, 9.7 rebounds and 3.2 assists in 29.5 minutes per game … In the first game of the Adriatic League, led his team to a 103–98 win over MZT Skopje, by scoring 27 points and grabbing 15 rebounds, in route to being named the MVP of round 1 … Was selected Round MVP of the Adriatic League on four occasions (round 1, round 6, round 21 & round 26) … **2013-14:** With KK Mega appeared in 39 games averaging 11.3 points, 6.3 rebounds and 2.5 assists in 24.7 minutes … Was a member of the Serbian U-19 national basketball team that won the silver medal at the 2013 World Championships in Czech Republic … over eight tournament games, he averaged 7.1 points, 5.0 rebounds and 1.5 assists. **2011-12:** Played for KK Mega but mostly for the junior team, he appeared in nine games (five starts) averaging 7.6 points, 5.6 rebounds and 1.4 assists in 18.2 minutes.

CAREER TRANSACTIONS

Signed a multi-year contract with the Denver Nuggets on 7/9/18 … Signed a multi-year contract with Denver on 7/12/15 … Selected by the Denver Nuggets in the second round (41st overall) in the 2014 NBA Draft.

PERSONAL

Born Feb. 19, 1995 in Sombor, West Backa (Serbia) … Nickname is "Joker" … He has two older brothers, the oldest Strahinja and the middle brother Nemanja. Nemanja played three seasons (2006-09) at the University of Detroit before declaring for the 2010 NBA Draft.

PAUL MILLSAP

ABOUT ME:

Position: Forward
Height/Weight: 6'8"/246
Date of Birth: 2/10/85
College: Louisiana Tech
Pro Experience: 14 years

2019-20 STATS:

PPG 11.6
RPG 5.6
APG.....1.6



2019-20

PPG: 11.6 **RPG: 5.7** **APG: 1.6** **MPG: 24.3**
10+ PTS: 32 **20+ PTS: 8** **10+ RBS: 6** **10/10: 5** **20/10: 1**

Appeared in 51 games (48 starts), averaging 11.6 points, 5.7 rebounds and 1.6 assists in 24.3 minutes … Posted five double-doubles … Tallied 13 points (5-7 FG's), four rebounds and two assists in 25 minutes at LAL on 8/13 … Registered 17 points on 6-10 shooting, six rebounds and two assists in 35 minutes at OKC on 8/3 … Posted his first 20/10 game of the season with 20 points on 8-15 shooting, 10 rebounds and one steal in 21 minutes vs. MIL on 3/9 … Tallied 18 points on 6-9 shooting, nine rebounds (seven offensive) and three assists in 26 minutes vs. GSW on 3/3 … Recorded a season-high 25 points (9-11 FG's, 4-6 3FG's), seven rebounds and two blocks in 26 minutes vs. MIN on 2/23 … Posted 22 points (8-13 FG's, 4-5 3FG's), seven rebounds and three assists in 19 minutes vs. SAS on 2/10 … Returned after missing 15 games due to a left knee contusion/sprain at PHX on 2/8 and recorded 12 points, a season-high tying 11 rebounds and four assists in 18 minutes at PHX on 2/8 … Posted 21 points (8-14 FG's, 3-4 3FG's) and one rebound in 21 minutes at LAL on 12/22 … After missing two games to a right quadriceps strain, allied 15 points on 4-9 shooting, 12 rebounds and two assists in 26 minutes vs. ORL on 12/18 … Recorded 21 points (8-14 FG's), eight rebounds and two assists in 30 minutes vs. LAL on 12/3 … Registered a season-high tying 23 points (6-12 FG's, 9-9 FT's) and five rebounds in 27 minutes vs. PHX on 11/24 … Recorded 14 points on 6-11 shooting, 10 rebounds, two blocks and two assists vs. BOS on 11/22 … Tallied 23 points on 8-11 shooting, five steals and three rebounds in 20 minutes at MEM on 11/17 … Posted 19 points (6-11 FG's), six rebounds and two assists in 30 minutes vs. ATL on 11/12 … Registered 14 points, 10 rebounds and two assists for his first double-double of the season at MIN on 11/10 … Tallied 15 points (3-4 3FG's), eight rebounds, two assists, two blocks and two steals at PHI on 11/8 … Recorded a season-high 23 points (4-7 3FG's) and eight rebounds in 31 minutes vs. DAL on 10/29.

CAREER

NBA: Has appeared in 996 games (709 starts) in 14 seasons with Utah, Atlanta and Denver, averaging 14.0 points, 7.3 rebounds, 2.3 assists, 1.27 steals and 1.00 blocks in 29.1 minutes per game (.490 FG%, .343 3FG%, .737 FT%) … A four-time All-Star (all appearances with Atlanta) … **2018-19 (Denver):** Appeared in 70 games (65 starts), averaging 12.6 points, 7.2 rebounds and 2.0 assists in 27.1 minutes … Registered 25 points (9-12 FG's, 6-7 FT's), seven rebounds and two assists vs. POR on 4/5 … Posted 12 points, 11 rebounds and five assists in 27 minutes at BOS on 3/18 … Recorded his 11th double-double with 15 points, 13 rebounds and three assists vs. IND on 3/16 … Tallied a season-high 33 points (14-19 FG's), eight rebounds and three assists in 36 minutes vs. DAL on 3/14 … Posted 23 points (season-high 4-5 3 FG's), five rebounds and two assists in 33 minutes vs. MIN on 3/12 … Registered 21 points, a season-high tying 16 rebounds and three steals in 32 minutes vs. LAC on 2//24 … Tallied 17 points, 13 rebounds, three steals and two assists in 32 minutes at DAL on 2/22 … Registered a season-high tying 25 points (10-16 FG's), 13 rebounds and two steals in 31 minutes vs. SAC on 2/13 … Recorded 20 points (6-8 FGs, 6-7 FT's), nine rebounds, three steals and two assists vs. PHX on 1/25 … Tallied 22 points, 10 rebounds, four assists and four steals in 36 minutes at POR on 11/30 … Recorded 20 points on 9-14 FG's, 11 rebounds and two blocks in 23 minutes vs. LAL on 11/27 … Registered 25 points on 11-13 shooting, five rebounds and five steals in 28 minutes at MIN on 11/21 … Posted a season-high 25 points (5-8 3FG's), eight rebounds and six assists in 31 minutes vs. MIL on 11/11 … Recorded 11 points on 4-8 shooting and grabbed 11

CAREER STATISTICS

NBA REGULAR SEASON

			-Field Goals-			-Free Throws-			-Rebounds-									-Averages-		
YEAR\TEAM	GP	MIN	FGM	FGA	PCT	FTM	FTA	PCT	OFF	DEF	TOT	AST	PF	DQ	STL	TO	BS	PTS	RPG	APG	PPG
06-07 \ UTA	82	1472	209	398	.525	140	208	.673	183	240	423	62	236	3	67	94	74	559	5.2	0.8	6.8
07-08 \ UTA	82	1702	253	502	.504	155	229	.677	167	293	460	81	269	4	72	87	73	661	5.6	1.0	8.1
08-09 \ UTA	76	2290	400	749	.534	228	326	.699	251	403	654	138	288	5	78	129	73	1028	8.6	1.8	13.5
09-10 \ UTA	82	2277	385	716	.538	183	264	.693	186	373	559	131	285	7	64	116	99	954	6.8	1.6	11.6
10-11 \ UTA	76	2605	525	988	.531	256	338	.757	164	415	579	187	272	2	103	145	69	1315	7.6	2.5	17.3
11-12 \ UTA	64	2100	426	861	.495	202	255	.792	180	383	563	150	222	5	118	112	53	1061	8.8	2.3	16.6
12-13 \ UTA	78	2375	429	875	.490	264	356	.742	177	377	554	201	232	1	102	138	81	1135	7.1	2.6	14.6
13-14 \ ATL	74	2482	483	1047	.461	286	391	.731	154	473	627	232	210	3	129	185	78	1328	8.5	3.1	18.0
14-15 \ ATL	73	2390	443	930	.476	255	337	.757	139	431	570	223	201	0	130	166	69	1218	7.8	3.1	16.7
15-16 \ ATL	81	2647	501	1066	.470	309	408	.757	198	534	732	265	237	2	147	191	139	1385	9.0	3.3	17.1
16-17 \ ATL	69	2343	430	972	.442	311	405	.768	111	424	535	251	186	0	90	160	61	1246	7.8	3.6	18.1
17-18 \ DEN	38	1143	202	435	.464	112	161	.696	65	180	245	103	99	1	39	73	44	555	6.4	2.7	14.6
18-19 \ DEN	70	3335	322	665	.484	181	249	.727	156	350	506	140	180	0	82	97	55	883	7.2	2.0	12.6
19-20 \ DEN	51	1240	211	438	.482	115	141	.816	98	195	293	83	150	0	44	70	30	591	5.7	1.6	11.6
TOTALS	**996**	**28961**	**5219**	**10642**	**.490**	**2997**	**4068**	**.737**	**2226**	**5071**	**7297**	**2251**	**3070**	**33**	**1266**	**1759**	**996**	**13919**	**7.3**	**2.3**	**14.0**

Three-Point Field Goals: '06-07, 1-3 (.333); '07-08, 0-4 (.000); '08-09, 0-4; (.000); '09-10, 1-9 (.111); '10-11, 9-23 (.391); '11-12, 7-31 (.226); '12-13, 13-39 (.333); '13-14, 76-212 (.358); '14-15, 77-216 (.356); '15-16, 74-232 (.319); '16-17, 75-241 (.311); '17-18, 39-113 (.345); '18-19 58-159 (.365); '19-20, 54-124 (.435). **Totals: 484-1410 (.343).**

NBA PLAYOFFS

			-Field Goals-			-Free Throws-			-Rebounds-									-Averages-		
YEAR\TEAM	GP	MIN	FGM	FGA	PCT	FTM	FTA	PCT	OFF	DEF	TOT	AST	PF	DQ	STL	TO	BS	PTS	RPG	APG	PPG
2007 \ UTA	17	263	42	80	.525	16	24	.667	38	37	75	8	39	0	11	13	9	100	4.4	0.5	5.9
2008 \ UTA	12	210	32	62	.516	13	25	.520	23	24	47	4	37	0	7	9	16	77	3.9	0.3	6.4
2009 \ UTA	5	155	25	49	.510	9	18	.500	20	20	40	8	17	0	4	6	5	59	8.0	1.6	11.8
2010 \ UTA	10	323	70	122	.574	40	58	.690	34	54	88	22	36	1	11	13	14	180	8.8	2.2	18.0
2012 \ UTA	4	139	20	54	.370	8	16	.500	17	27	44	2	11	0	1	9	10	48	11.0	0.5	12.0
2014 \ ATL	7	267	41	103	.398	45	56	.804	21	55	76	20	25	1	10	20	13	136	10.9	2.9	19.4
2015 \ ATL	16	566	85	209	.407	58	78	.744	36	103	139	55	52	1	25	34	14	243	8.7	3.4	15.2
2016 \ ATL	10	365	59	137	.431	41	55	.745	28	66	94	27	29	0	12	26	23	167	9.4	2.7	16.7
2017 \ ATL	6	219	50	99	.505	43	53	.811	9	47	56	26	19	0	9	23	4	146	9.3	4.3	24.3
2019 \ DEN	14	469	73	157	.465	47	61	.770	24	70	94	11	48	1	12	18	15	205	6.7	0.8	14.6
2020 \ DEN	19	459	47	118	.398	43	54	.796	26	63	89	23	49	0	12	25	9	152	4.7	1.2	8.0
TOTALS	**120**	**3435**	**544**	**1190**	**.457**	**363**	**498**	**.729**	**276**	**566**	**842**	**206**	**362**	**4**	**116**	**196**	**132**	**1513**	**7.0**	**1.7**	**12.6**

Three-Point Field Goals: 2007, 0-1 (.000); 2008, 0-1 (.000); 2009, 0-0 (.000); 2010, 0-2 (.000); 2012, 0-3 (.000); 2014, 9-27 (.333); 2015, 15-49 (.306); 2016, 8-33 (.242); 2017, 3-17 (.176); 2019, 12-38 (.316); 2020, 15-44 (.341). **Totals: 62-215 (.288).**

SEE PAGE 21 FOR CAREER-HIGH INFORMATION.

CAREER (CONTINUED...)

rebounds in 27 minutes vs. BKN on 11/9 … Posted 19 points including the game winning putback, six rebounds and two blocks at CHI on 10/31 … Registered 11 points and grabbed 16 rebounds in 30 minutes in his season debut at LAC on 10/17 … **2017-18 (Denver):** Posted a season-high 36 points with nine rebounds and two assists in 40 minutes at OKC on 3/30 … Recorded 20 points on 9-12 shooting, four rebounds and two assists in 30 minutes at TOR on 3/27 … Registered 16 points, nine rebounds and three assists in 32 minutes at PHI on 3/26 … Posted 22 points on 8-9 FG's, eight rebounds, five steals and three assists in 27 minutes at CHI on 3/21 … Tallied 14 points, eight rebounds and two steals at MIA on 3/19 … Had 21 points on 8-12 shooting, six rebounds and three blocks in 30 minutes vs. LAL on 3/9 … Registered 15 points, seven rebounds and four assists in 27 minutes at MEM on 3/2 … Tallied 20 points, six rebounds and seven assists vs. NOP on 11/17 … Recorded 16 points, eight rebounds and eight assists in 36 minutes vs. ORL on 11/11 … Posted 17 points, seven rebounds, five assists and tied a career-high with six blocks vs. OKC on 11/9 … Had a season-high 27 points along with nine rebounds, five assists and two steals vs. MIA on 11/3 … Registered 20 points with four assists and three rebounds vs. TOR on 11/1 … Recorded 13 points, a season-high 11 rebounds and five assists in 37 minutes at BKN on 10/29 … Posted 18 points along with nine rebounds and two assists in his home debut vs. SAC on 10/21 … Registered 19 points (7-15 FG's), six rebounds and one assist in his Nuggets debut at UTA on 10/18 … **2016-17 (Denver):** Appeared in 69 games (67 starts) averaging 18.1 points, 7.8 rebounds, 3.6 assists, 1.30 steals and 0.88 blocks in 34.0 minutes … Started all six games in the 2017 postseason, averaging 24.3 points, 9.3 rebounds, 4.3 assists and 1.50 steals in 36.6 minutes per game (.505 FG%, .811 FT%) … Finished with four double-doubles in the first round of the playoffs, scoring 19+ points in all six games … Scored 31 points to go along with 10 rebounds, 7 assists and four steals in game six vs. WAS on 4/28 … Finished with 29 points (12-20 FG), 14 rebounds and five assists in the game three win vs. WAS on 4/22 … Recorded a playoff high 14 made free throws on 15 attempts at WAS in game two of the first round … Recorded 19 double-doubles, three 30+ point games, 30 20+ point games in the regular season … Scored 26 points, grabbed 12 rebounds, had four assists and two steals in his 19th double-double of the year vs. BOS on 4/6 … Recorded 23 points (8-16 FG), 10 rebounds, two assists and two steals against IND on 3/5 … Posted 18 points, a career high tying 10 assists and eight rebounds in a win vs. DAL on 3/1 … Finished with a season high four blocks, adding 21 points (12-12 FT), nine rebounds, five assists and two steals in a win at Portland on 2/13 …Posted his third 30+ point game with a season high 37 points (13-29 FG, 3-8 3FG, 8-10 FT), a season high 19 rebounds and seven assists in a win vs. NY on 1/29 … Recorded 32 points (3-6 3FG), 13 rebounds and three assists in a win vs. SA on 1/1 … Posted 30 points (12-18 FG, 3-5 3FG) and 11 rebounds in a win at OKC on 12/19 … Finished with 23 points (8-15 FG), 14 rebounds, six assists and three blocks in a win at MIL on 12/9 … Posted a season high five steals to go along with 23 points (10-20 FG), 11 rebounds and four assists in a win vs. HOU on 11/5 … Missed three games between 11/30-12/3 with a left hip injury … Missed eight games from 3/18-4/1 with left knee synovitis … Sat out against CLE on 4/7 due to left knee synovitis … Did not play at IND on 4/12 due to left knee synovitis … **2015-16 (Atlanta):** Averaged 17.1 points, 9.0 rebounds, 3.3 assists, 1.8 steals and 1.7 blocks in 32.7 minutes (.470 FG%, .319 3FG%, .757 FT%), playing in 81 games (all starts) … Was the only player in the league to average at least 17.0 points, 9.0 rebounds, 3.0 assists, 1.5 steals and 1.5 blocks … A 2016 Eastern Conference All-Star, the third consecutive year being named to the midseason classic … Named the NBA's Eastern Conference Player of the Week for games played 4/4-4/10 … Ranked eighth in the NBA in blocks, 11th in steals, t16th in rebounds, 22nd in FTM (309), 33rd in points and t39th in FG% … Scored in double- figures 75 times, including 29 20-point efforts (one 30-point game) … Ranked t17th in the league with 32 double-doubles (13 20-point/10-rebound games) … Led the team in scoring 32 times, rebounding 49 times and assists on eight occasions … Posted single season career-highs in rebounds, assists, blocks, FTM (309) and starts … Led the club in points, rebounds, steals, blocks and FTM, while finishing second in FGM (501) and third in assists … Tallied 31 points, 16 rebounds, five blocks, three assists and two steals (13-22 FGs, 5-7 3FGs) vs. Bos (4/9) … Recorded 18 points, eight rebounds, a career high six blocks, three assists and two steals (8-16 FGs, 2-2 FTs) vs. Chi (1/9) … Also tied a career-high six blocks @ Chi (3/28) … Missed one game (1/23) due to personal reasons … **2014-15 (Atlanta):** Played in 73 games (all starts) and put up 16.7 points, 7.8 rebounds, 3.1 assists, 1.8 steals and 1.0 blocks in 32.7 minutes (.476 FG%, .356 3FG%, .757 FT%) … A 2015 Eastern Conference All-Star for the second consecutive year, while also competing in the Degree Shooting Stars competition during All-Star Weekend … Named Kia NBA co-Eastern Conference Player of the Month for January … **2013-14 (Atlanta):** In his first season with Atlanta, he averaged 17.9 points, 8.5 rebounds, 3.1 assists, 1.7 steals and 1.1 blocks in 33.5 minutes (.461 FG%, .358 3FG%, .731 FT%), appearing in 74 games (73 starts) … Ranked ninth in the NBA in steals, t25th in rebounds, t29th in points and 30th in blocks … Scored six points for the victorious Eastern Conference in the 2014 NBA All-Star Game … Named Eastern Conference Player of the Week on 1/27, for the first time in his career … **2012-13 (Utah):** He appeared in 78 games (all starts), and averaged 14.6 points, 7.1 rebounds, 2.6 assists, 1.3 steals and 1.0 blocks in 30.4 minutes (.490 FG%, .742 FT%) … **2011-12 (Utah):** Appeared in 64 games (62 starts) and averaged 16.6 points, 8.8 rebounds, 2.3 assists and 1.8 steals in 32.5 minutes (.495 FG%, .792 FT%) … Ranked fourth in the NBA in steals per game (1.8), leading the Jazz … **2010-11 (Utah):** He appeared in 76 games (all starts), averaging 17.3 points and 7.6 rebounds (.531 FG%, .391 3FG%, .757 FT%) … Ranked 10th in NBA in field goal percentage … Had a career-high 46 points in an overtime win at Miami (11/9), the most by a Jazz player since Karl Malone had 56 points at Golden State on 4/7/98 … **2009-10 (Utah):** Played in all 82 games (eight starts), averaging 11.6 points and 6.8 rebounds (.538 FG%, .693 FT%) … **2008-09 (Utah):** Appeared in 76 games (38 starts) averaging 13.5 points, 8.6 rebounds and 1.8 assists in 30.1 minutes per game (.534 FG%, .699 FT%) … Finished fourth in the NBA's Most Improved Player Award balloting … Collected 19 straight double-doubles (11/24-1/7), the longest streak in the NBA since 2006 … **2007-08 (Utah):** Appeared in all 82 games (two starts) for the second straight season, averaging 8.1 points, 5.6 rebounds and 1.0 assists in 20.8 minutes (.504 FG%, .677 FT%) … Participated in the T-Mobile Rookie Challenge and Youth Jam during All-Star Weekend for second consecutive season … **2006-07 (Utah):** Appeared in 82 games as a rookie, averaging 6.8 points and 5.2 rebounds in 18.0 minutes, hitting .525 FG% and .673 FT%.

PLAYOFFS

Career: Has played in 120 playoff games (75 starts) with the Hawks, Jazz and Nuggets, averaging 12.6 points, 7.0 rebounds, 1.7 assists and 1.10 blocks in 28.6 minutes (.457 FG%, .729 FT%) … **2020 (Denver):** Posted a playoff high 17 points on 5-11 shooting, six rebounds and one assist in 29 minutes at LAC on 9/11 … Recorded 13 points on 5-11 shooting, six rebounds and one assist in 32 minutes in game two at LAC 9/5 … Posted a playoff season-high 16 points (6-13 FG's), seven rebounds and four assists in 35 minutes at UTA on 8/23 … **2019 (Denver):** Started all 14 games, averaging 14.6 points, 6.7 rebounds and 1.07 blocks in 33.5 minutes … Posted three double-doubles, three games with 20+ points and 12 games with 10+ points … Capped off his third straight double-double of the series with 21 points (6-10 FG, 2-3 3FG), 10 rebounds and two blocks in 41 minutes in game four at POR on 5/5/19 … Finished with 24 points and eight rebounds in 34 minutes in game five vs. POR on 5/7/19 … Posted his second double-double of the series with 17 points (8-13 FG), a playoff season-high 13 rebounds, three steals and two blocks in a playoff career-high 49 minutes in game three at POR on 5/3/19 … **2017 (Atlanta):** Started all six games, averaging 24.3 points, 9.3 rebounds, 4.3 assists and 1.67 steals in 36.5 minutes per game … Recorded a playoff high 14 made free throws on 15 attempts @ WAS in game two of the first round … **2016 (Atlanta):** Started all 10 games in the 2016 postseason and averaged 16.7 points, 9.4 rebounds, 2.7 assists, 2.3 blocks and 1.3 steals in 36.5 minutes (.431 FG%, .745 FT%) … Recorded 16.3 points, 8.8 rebounds, 2.7 assists, 2.7 blocks and 1.2 steals in 36.3 minutes (.457 FG%, .731 FT%) in the six-game triumph over Boston in the Eastern Conference quarter-finals … Recorded 45 points, 13 rebounds, four blocks, three assists and two steals in 46 minutes (19-31 FGs, 3-6 3FGs, 4-6 FTs) @ BOS (4/24); setting playoff career-highs in points and FGM … Posted 17.3 points, 10.3 rebounds, 2.8 assists, 1.8 blocks and 1.5 steals in 36.8 minutes in four games against Cleveland in the Eastern Conference semifinals … **2015 (Atlanta):** Saw action in all 16 postseason games (15 starting assignments) for Atlanta in the 2015 NBA Playoffs, averaging 15.2 points, 8.7 rebounds, 3.4 assists and 1.6 steals in 35.4 minutes (.407 FG%, .744 FT%) … **2014 (Atlanta):** Started all seven contests in the Hawks' 2014 first round series against Indiana, and put up 19.4 points, 10.9 rebounds, 2.9 assists, 1.9 blocks and 1.4 steals in 38.1 minutes (.398 FG%, .804 FT%) … **2012 (Utah):** In the 2012 first round series against the Spurs, Millsap recorded 12.0 points, 11.0 rebounds and 2.5 blocks in 34.8 minutes in four starts … **2010 (Utah):** In 10 games off the bench in the 2010 playoffs vs. Denver and the LA Lakers, he put up 18.0 points, 8.8 rebounds, 2.2 assists, 1.4 blocks and 1.1 steals (.574 FG%, .690 FT%) in 32.3 minutes … **2009 (Utah):** Played in all five first-round games against the Lakers in 2009 (off bench) and averaged 11.8 points, 8.0 rebounds and 1.6 assists in 31.0 minutes (.510 FG%, .500 FT%) … **2008 (Utah):** During the Jazz playoff run in 2008, he played in 12 games against the Rockets and Lakers, averaging 6.4 points, 3.9 rebounds and 1.3 blocks in 17.5 minutes (.516 FG%, .520 FT%) … **2007 (Utah):** Saw action in 17 games during the 2007 postseason, tallying 5.9 points and 4.4 rebounds in 15.5 minutes (.525 FG%, .667 FT%) vs. Houston, Golden State and San Antonio.

CAREER TRANSACTIONS

Signed with the Denver Nuggets on 12/3/20 … Signed a multi-year contract with the Denver Nuggets on 7/13/2017 … Signed a multi-year contract with the Atlanta Hawks on 7/9/2015 … Signed a multi-year contract with the Atlanta Hawks on 7/10/2013 … Signed a multi-year contract with the Utah Jazz on 7/20/2009 … Drafted by the Utah Jazz in the second round (47th overall) of the 2006 NBA Draft.

COLLEGE

Spent three seasons at Louisiana Tech (2003-06), where he averaged 18.6 points, 12.7 rebounds, 2.0 blocks and 1.3 steals (35.2 minutes) in 92 career contests … Became the only player in NCAA Division I history to lead the nation in rebounding three consecutive seasons … Ranks second on Tech's all-time rebounding list (1,172), and is seventh in scoring (1,701) … Put up 67 double-doubles … Earned All-WAC First Team honors each of his final two seasons … In 33 games as a junior in 2005-06, averaged 19.6 points, 13.3 rebounds, 2.3 blocks and 1.9 steals in 34.1 minutes (.571 FG%, .623 FT%) … Ranked second in the conference in points, blocks, steals and FG% … Averaged 20.4 points, 12.4 rebounds and 1.9 blocks in 29 starts as a sophomore (36.6 minutes) in 2004-05, hitting .575 FGs and .601 FTs … Became the first freshman in NCAA history to win the rebounding title, as he averaged 15.6 points, 12.5 rebounds and 1.7 blocks in 35.1 minutes (30 games, 29 starts) in 2003-04.

PERSONAL

Born in Monroe, LA … Spent much of his childhood in Denver before returning to Louisiana in 1999 … Son of Bettye Millsap, and has three brothers – John, Elijah and Abraham … John, who played on the Hawks' summer league team in 2013, played collegiately at Texas-San Antonio, was an All-Star in the CBA and spent time in the NBA D-League … Elijah has played for the Utah Jazz, and played collegiately at Alabama-Birmingham … Abraham played on the Hawks' summer league team in 2014 and 2015 … Selected by the Louisiana Association of Basketball Coaches as the Bob Pettit Award recipient as Louisiana Professional Player of the Year six times, including in 2016 … Recognized by his former high school (Grambling) with a "Paul Millsap Day" on 8/12/11 … Inducted into the Louisiana Tech Athletics Hall of Fame in 2011 … Favorite movie is "Friday," while favorite TV show is "Martin" … Favorite food is tacos … Enjoys listening to Hip-Hop and is a fan of Lil Wayne … Likes to play chess … Top vacation spot is Jamaica … He and his girlfriend LaToria Scott have three daughters – Xylah, Pnauyona, Paular and a son, Porter … On Twitter @PaulMillsap4 and Instagram @paulmillsap4.

MONTE MORRIS

ABOUT ME:

Position: Guard
Height/Weight: 6'3"/175
Date of Birth: 6/27/95
College: Iowa State
Pro Experience: 3 years

2019-20 STATS:

PPG 9.0
RPG 1.9
APG.....3.5



2019-20

PPG: 9.0 **RPG: 1.9** **APG: 3.5** **MPG: 22.4**
10+ PTS: 32

Appeared in 73 games (12 starts), averaging 9.0 points, 1.9 rebounds and 3.5 assists in 22.4 minutes … Recorded a season-high 19 points on 8-13 shooting, four assists and two rebounds at SAS on 8/5 … Registered 17 points on 6-12 shooting, four rebounds and four assists in 39 minutes at OKC on 8/3 … Posted 15 points on 6-8 shooting, four assists, one steal and one block at CHA on 3/5 … Tallied 13 points on 6-10 shooting, six rebounds, six assists and two steals in 31 minutes vs. MIN on 2/23 … Posted 16 points on 6-9 shooting, four assists and zero turnovers in 23 minutes vs. SAS on 2/10 … Tallied 19 points on 8-15 shooting, seven rebounds and seven assists in 39 minutes at DET on 2/2 … Posted 17 points (7-15 FG's), a career-high tying seven rebounds and four assists in 35 minutes vs. HOU on 1/26 … Tallied eight points, eight assists, four rebounds and zero turnovers in 26 minutes at MIN on 1/20 … Recorded 12 points on 5-9 shooting and six assists in 18 minutes vs. LAC on 1/12 … Posted 14 points (6-9 FG's), a season-high tying four rebounds and two assists at ATL on 1/6 … Tallied a season-high 18 points (8-12 FG's), four assists and three rebounds in 23 minutes at HOU on 12/31 … Recorded 11 points on 4-8 shooting, seven assists and two steals in 20 minutes vs. POR on 12/12. … Posted 15 points (6-9 FG's), six assists, three rebounds and three steals in 26 minutes at NYK on 12/5 … Tallied 10 points on 4-11 shooting, seven assists and three rebounds in 19 minutes vs. BKN on 11/14 … Posted 14 points (6-11 FG's), four assists and three rebounds vs. ATL on 11/12 … Recorded 11 points (5-7 FG's), a season-high eight assists and one steal in 22 minutes vs. MIA on 11/5.

CAREER

NBA: Appeared in 158 games (18 starts), averaging 9.6 points, 2.1 rebounds and 3.5 assists in 23.0 minutes … **2018-19:** Appeared in all 82 games (six starts), averaging 10.4 points, 2.4 rebounds and 3.6 assists in 24.0 minutes … Recorded a career-high 22 points on 8-13 shooting, four assists and three rebounds in 30 minutes at UTA on 4/9 … Posted 19 points on 8-13 shooting, three rebounds and three assists in 26 minutes vs. SAS on 4/3 … Tallied 16 points on 6-8 FG's, six assists and five rebounds in 27 minutes off the bench vs. MIN on 3/12 … Registered 17 points on 5-8 shooting, six assists and two steals in 29 minutes at GSW on 3/8 … Had 17 points, seven assists with zero turnovers and three rebounds in 28 minutes vs. MIA on 2/11 … Recorded 17 points on 7-13 shooting and tied a career-high 10 assists in 41 minutes at MIN on 2/2 … Posted 18 points on 7-11 shooting and eight assists with only one turnover vs. HOU on 2/1 … Registered 20 points (8-12 FG's), seven rebounds and seven assists with no turnovers in 40 minutes at NOP on 1/30 … Posted 17 points, three rebounds and one assist vs. PHX on 1/25 … Recorded a career-high 21 points (9-13 FG's), five assists and three rebounds in 24 minutes at HOU on 1/7 … Tied a season-high scoring 20 points along with six rebounds and five assists in 28 minutes vs. MEM on 12/10 … Recorded 19 points (7-11 FG's), six assists and two rebounds in a season-high 31 minutes vs. HOU on 11/13 … Tallied 15 points, six rebounds, two assists in 22 minutes vs. BKN on 11/9 … Registered 20 points on 6-9 shooting, seven assists and three steals at LAL on 10/25 … Recorded nine points, six rebounds and

four assists in 22 minutes vs. GSW on 10/21 … **2017-18:** Appeared in three games with Denver, averaging 3.3 points, 0.7 rebounds and 2.3 assists in 8.3 minutes … **G-League:** Appeared in 37 games (35 starts) with the Rio Grande Valley Vipers, averaging 17.8 points, 4.5 rebounds, 6.5 assists and 1.81 steals … Helped Rio Grande Valley to the G-League conference semifinals, playing in two games and averaging 19.5 points, 4.0 rebounds and 5.5 assists in 33.0 minutes per game.

PLAYOFFS

Career: Appeared in 33 games (four starts), averaging 7.5 points, 1.5 rebounds and 2.7 assists in 19.1 minutes … **2020:** Appeared in all 19 games, averaging 9.1 points, 1.5 rebounds and 2.7 assists in 21.4 minutes … Posted 14 points (5-7 FG's, 2-4 3FG's), one rebound and one assist in game three vs. LAL on 9/22 … Tallied 14 points (6-9 FG's), four assists and three rebounds in 29 minutes off the bench in Game 1 vs. UTA on 8/17 … **2019:** Appeared in all 14 games, averaging 5.4 points, 1.4 rebounds and 2.6 assists in 16.0 minutes … Scored 10+ points in four games, all vs. SAS in his debut playoff series … Finished with 10 points (5-9 FG), four rebounds and three assists in 24 minutes in game five vs. SAS on 4/23/19 … Recorded a playoff career-high tying 11 points, a playoff career-high five rebounds and two assists in 16 minutes at SAS in game four on 4/20/19 … Posted 10 points and a playoff career-high seven assists in a playoff career-high 25 minutes in game three at SAS on 4/18/19 … Registered a playoff career-high 11 points and six assists in 24 minutes vs. SAS in game two on 4/16/19.

CAREER TRANSACTIONS

Signed a multi-year contract with the Denver Nuggets on 7/25/18 … Signed a two-way contract with the Denver Nuggets on 7/21/17 … Selected by the Denver Nuggets in the second round (51st overall) in the 2017 NBA Draft.

COLLEGE

Named All-Big 12 First Team as a senior and Second Team as a junior and sophomore ... Chosen Big 12 Tournament Most Outstanding Player as a senior ... Selected to Big 12 Championship All-Tournament Team as a senior and sophomore ... Picked as Second Team All-American by Basketball Times and CBSSports.com as a senior. ... Broke Iowa State records for career assists (768) and steals (225) ... Winningest player in school history (100 victories). ... Set NCAA career record with a 4.65 assist-to- turnover ratio … **2016-17 (Senior):** Started all 35 games, running his consecutive-starts streak to a school-record 121 games. ... Led the Cyclones with 16.4 points per game. ... Was fifth in the Big 12 in points per game, second in assists per game (6.2), sixth in free throw percentage (80.2), 10th in steals (1.5 spg) and 13th in three-point field goal percentage (37.8). ... Paced the Big 12 and set the NCAA single-season record with a 5.17 assist-to-turnover ratio, becoming the eighth player in Division I history to lead the nation in a stat category three different seasons … **2015-16 (Junior):** Set school record for assist average with 6.9 per game (eighth nationally) ... Led the Big 12 and ranked fourth in the nation in minutes played (38.0 mpg). Played 10 complete games. ... Finished second on the team with 13.8 points per game. ... Tallied 20 points and pulled down seven rebounds as Iowa State beat Oklahoma for the schools second-ever win against a top-ranked team … **2014-15 (Sophomore):** Played and started all 34 games. ... Led the nation in assist-to-turnover ratio (4.63). ... Paced the Big 12 with 5.2 assists per game. ... Shot a career-high 50.7 percent from the field. ... Ranked second on the team with 11.9 points per game … **2013-14 (Freshman):** Saw action in 36 games, starting the final 17 contests. ... Led the nation with a 4.79 assist-to-turnover ratio, including a 6.9 assist-to-turnover ratio in league play. ... His 134 assists were the third most by a freshman in school history.

PERSONAL

Born June 27, 1995 in Grand Rapids, Mich. ... son of Latonia Morris ... Liberal studies major.

CAREER STATISTICS

NBA REGULAR SEASON

			-Field Goals-			-Free Throws-			-Rebounds-									-Averages-		
YEAR\TEAM	GP	MIN	FGM	FGA	PCT	FTM	FTA	PCT	OFF	DEF	TOT	AST	PF	DQ	STL	TO	BS	PTS	RPG	APG	PPG
17-18 \ DEN	3	25	4	6	.667	2	2	1.000	0	2	2	7	1	0	3	1	0	10	0.7	2.3	3.3
18-19 \ DEN	82	1970	346	702	.493	65	81	.802	35	159	194	297	102	0	73	52	4	851	2.4	3.6	10.4
19-20 \ DEN	73	1636	260	566	.459	75	89	.843	24	113	137	255	73	0	55	53	17	660	1.9	3.5	9.0
TOTALS	**158**	**3631**	**610**	**1274**	**.479**	**142**	**172**	**.826**	**59**	**274**	**333**	**559**	**176**	**0**	**131**	**106**	**21**	**1521**	**2.1**	**3.5**	**9.6**

Three-Point Field Goals: '17-18, 0-1; '18-19, 94-227 (.414); '19-20, 65-172 (.378). **Totals: 159-400 (.398).**

NBA PLAYOFFS

			-Field Goals-			-Free Throws-			-Rebounds-									-Averages-		
YEAR\TEAM	GP	MIN	FGM	FGA	PCT	FTM	FTA	PCT	OFF	DEF	TOT	AST	PF	DQ	STL	TO	BS	PTS	RPG	APG	PPG
2019 \ DEN	14	224	33	86	.384	9	13	.692	3	16	19	36	15	0	5	6	1	75	1.4	2.6	5.4
2020 \ DEN	19	406	66	133	.496	28	34	.824	4	25	29	52	20	0	12	10	2	172	1.5	2.7	9.1
TOTALS	**33**	**630**	**99**	**219**	**.452**	**37**	**47**	**.787**	**7**	**41**	**48**	**88**	**35**	**0**	**17**	**16**	**3**	**247**	**1.5**	**2.7**	**7.5**

Three-Point Field Goals: 2019, 0-13 (.000); 2020, 12-40 (.300). **Totals: 12-53 (.226).**

SEE PAGE 21 FOR CAREER-HIGH INFORMATION.

JAMAL MURRAY

ABOUT ME:

Position: Guard
Height/Weight: 6'4"/207
Date of Birth: 2/23/97
College: Kentucky
Pro Experience: 4 years

2019-20 STATS:

PPG 18.5
RPG 4.0
APG.....4.8



2019-20

PPG: 18.5	RPG: 4.0	APG: 4.8	MPG: 32.3
10+ PTS: 54	20+ PTS: 25	30+ PTS: 6	
10+ AST: 2	10+REB: 1	10/10: 3	

Appeared in 59 games (59 starts) holding averages of 18.5 points, 4.0 rebounds and 4.8 assists in 32.3 minutes per game while shooting 45.6% from the field … Recorded 23 points, a career-high 12 rebounds and eight assists in his first game back in the NBA restart vs. UTA on 8/8 …Tallied 25 points, six rebounds and five assists in 38 minutes at DAL on 3/11 … Posted 21 points on 9-17 shooting, six assists, five rebounds and one steal in 39 minutes vs. MIL on 3/9 … Recorded 22 points (17 in the first quarter), on 8-15 shooting and five assists in 37 minutes vs. TOR on 3/1 … Posted 32 points on 13-25 shooting, 10 assists and three rebounds in 44 minutes vs. LAL on 2/12 … Registered 26 points (23 in the second half), six assists and two rebounds in 34 minutes vs. SAS on 2/10 … Recorded 36 points (14-17 FG's, 6-8 3FG's), five rebounds and five assists in 35 minutes at PHX on 2/8 … Posted 31 points on 12-26 shooting, four assists and two rebounds in a season-high 43 minutes at UTA on 2/5 … Returned after missing 10 games due to a left ankle sprain, posting 20 points on 6-9 shooting and six assists in 20 minutes vs. POR on 2/2 … Registered a season-high tying 39 points (13-19 FG's, 101 FT's), four assists and two steals in 35 minutes at WAS on 1/4 … Posted 22 points on 8-18 shooting, seven assists and five rebounds in 38 minutes at IND on 1/2 … Tallied 28 points (9-19 FG's, 7-7 FT's), six rebounds and five assists in 37 minutes vs. MIN on 12/20 … Recorded 22 points (11-19 FG's, 9-10 FT's), five rebounds and one steal in 36 minutes vs. ORL on 12/18 … Posted 21 points (3-6 3FG's), five assists and three rebounds in 33 minutes at BKN on 12/8 … Registered a season-high 39 points (7-12 3FG's), eight assists and three steals in 31 minutes at MEM on 11/17 … Posted 22 points on 10-18 shooting, a season-high 11 assists, six rebounds and two blocks vs. PHI on 11/8 … Recorded 22 points on 7-15 shooting, four rebounds and two assists in 31 minutes at ORL on 11/2 … Registered 27 points (8-19 FG's, 9-11 FT's), seven rebounds and three assists in 41 minutes in the home opener vs. PHX on 10/25.

CAREER

Honors: Earned All-Rookie Second Team honors for the 2016-17 season … Named MVP of the BBVA Rising Stars Challenge at All-Star Weekend in New Orleans … Earned Rookie of the Month honors in November 2016 … **NBA:** Holds career averages of 15.6 points, 3.6 rebounds and 3.7 assists while shooting .439 from the field and .358 from the beyond the arc … **2018-19:** Appeared in 75 games (74 starts) holding averages of 18.2 points, 4.8 assists and 4.2 rebounds in 32.6 minutes per game while shooting 43.7% from the field … Recorded 23 points on 7-15 shooting from the field, six assists and four rebounds in 36 minutes vs. POR on 4/5 … Tallied 27 points (11-20 FG's), nine assists and five rebounds in 34 minutes at OKC on 3/29 … Posted 33 points on 12-19 shooting, five assists and three rebounds in 38 minutes vs. DET on 3/26 … Had 18 points (7-16 FG's), five rebounds and five assists in 33 minutes at NYK on 3/22 … Registered 30 points (10-16 FG's, 4-6 3FG's), three rebounds and three steals in 32 minutes vs. MIN on 3/12 … Recorded 25 points (6-10 3FG's), eight assists and two rebounds in 28 minutes at SAS on 3/4 … Posted 20 points (9-9 FT's), four assists and three rebounds in 32 minutes vs. NOP on 3/2 … 25 points (7-11 3FG's), five assists and two rebounds in 29 minutes vs. CHI on 1/17 … Tallied 36 points (32 in the second half), seven rebounds and six assists in 37 minutes at SAC on 1/3 … Posted



46 points (16-24 FG's, 9-11 3FG's), eight assists and six rebounds in 40 minutes for his second career 40+ point game at PHX on 12/29 Registered 31 points, six rebounds and three assists in 40 minutes vs. SAS on 12/28 … Recorded 22 points on 10-18 shooting, a career-high 15 assists and seven rebounds in 39 minutes vs. DAL on 12/18 … Tallied 20 points, seven assists and five rebounds in 37 minutes at CHA on 12/7 … Posted 31 (9-11 FT's), eight assists and four rebounds in a career-high tying 46 minutes at ORL on 12/5 … Registered 21 points, eight assists and seven rebounds in 41 minutes at TOR n 12/3 … Recorded 22 points, eight rebounds and eight assists in 40 minutes at OKC on 11/24 … Posted a career-high 48 points (19-30 FG's, 5-11 3FG's), with five rebounds and four assists in 38 minutes vs. BOS on 11/5 … Registered 23 points, five rebounds, five steals and two assists vs. NOP on 10/29 … Posted 26 points (9-18 FG's), five assists and three rebounds in 37 minutes in his home debut vs. PHX on 10/20 … **2017-18:** Finished with 20 points, six rebounds and six assists at MIN on 4/11 … Tallied 19 points, seven assists and three rebounds at LAC on 4/7 … Posted 27 points on a perfect 10-10 from the free throw line and dished out seven assists vs. MIL on 4/1 … Registered 25 points, six rebounds, three assists and two steals at WAS on 3/23 … Tallied 16 points, seven assists and five rebounds in 29 minutes at CHI on 3/21 … Posted 26 points with nine rebounds and two steals vs. DET on 3/15 … Recorded 22 points (10-11 FT's), season-high eight assists and three rebounds vs. LAL on 3/9 … Tallied 26 points on 9-12 shooting, five rebounds and five assists in 36 minutes at MIL on 2/13 … Posted 18 points, seven assists and four rebounds in 32 minutes vs. CHA on 2/5 … Registered 33 points (14-23 FG's), five assists and three rebounds in 34 minutes vs. OKC on 2/1 … Recorded a career-high 38 points (14-19 FG's, 4-6 3FG's), six assists and five rebounds in 34 minutes vs. POR on 1/22 … Posted 30 points (10- 17 FG's, 5-8 3FG's), five rebounds and two assists in 35 minutes vs. PHX on 1/19 … Tallied 26 points on 9-13 shooting, six rebounds and three assists vs. UTA on 1/5 … Recorded 31 points, eight rebounds, three assists and two blocks vs. PHI on 12/30 … Filled the stat sheet with 21 points, eight assists and seven rebounds in a career-high 46 minutes at MIN on 12/27 … Posted 22 points on 9-15 shooting, eight rebounds and two assists vs. UTA on 12/26 … Had 30 points (10-17 FG's, 5-6 3FG's), four rebounds and three assists vs. MIN on 12/20 … Tallied 28 points, a career-high 10 rebounds, four assists and three steals at BOS on 12/13 … Posted 28 points shooting 11-19 from the field, four rebounds and three assists at DET on 12/12 … Recorded 28 points going 5-8 from long distance, four rebounds and four assists vs. LAL on 12/2 … Recorded 31 points on 13-18 shooting and dished out four assists vs. NOP on 11/17 … Posted a career-high 32 points (12-21 FG's, 6-9 3FG's), four rebounds and one assist vs. ORL on 11/11 … Registered 24 points on 8-10 shooting, three rebounds and two assists vs. TOR on 11/1 … Posted a season-high 26 points (8-14 FG's) and five assists in 31 minutes at BKN on 10/29 … Recorded 16 points, five assists and three rebounds in 33 minutes at CHA on 10/25 … **2016-17:** Appeared in all 82 games (10 starts) during his rookie campaign, averaging 9.9 points, 2.6 rebounds and 2.1 assists in 21.5 minutes … Only Nuggets player to play in all 82 games … … Recorded 27 points on 10-17 shooting, six assists and two rebounds in the season finale at OKC on 4/12 … Posted 10 points along with a career-high 10 assists in 33 minutes at DAL on 4/11 … Registered a career-high 30 points (13 in the fourth quarter) on 10-14 shooting, five assists and four rebounds in 38 minutes vs NOP on 4/7 … Posted 20 points and three rebounds in 23 minutes at SAS on 2/4 … Tallied 18 points going 7-10 from the field in 23 minutes at PHX on 1/28 … Had 22 points on 8-12 shooting in only 24 minutes at PHI on 12/5 … Recorded 24 points (15 in the second quarter), six rebounds and two assists vs. CHI on 11/22 … Posted 18 points (6-8 FG's), and four assists in 23 minutes vs. UTA on 11/20 … Played 13 minutes pulling down four rebounds and scoring one points in his NBA debut at NOP on 10/26.

CAREER STATISTICS

NBA REGULAR SEASON

			-Field Goals-			-Free Throws-			-Rebounds-									-Averages-		
YEAR\TEAM	**GP**	**MIN**	**FGM**	**FGA**	**PCT**	**FTM**	**FTA**	**PCT**	**OFF**	**DEF**	**TOT**	**AST**	**PF**	**DQ**	**STL**	**TO**	**BS**	**PTS**	**RPG**	**APG**	**PPG**
16-17 \ DEN	82	1764	295	730	.404	106	120	.883	41	173	214	170	124	0	51	113	24	811	2.6	2.1	9.9
17-18 \ DEN	81	2565	479	1062	.451	229	253	.905	82	215	297	274	173	2	79	172	28	1352	3.7	3.4	16.7
18-19 \ DEN	75	2447	513	1173	.437	189	223	.848	65	252	317	363	153	0	67	158	27	1367	4.2	4.8	18.2
19-20 \ DEN	59	1904	408	894	.456	163	185	.881	45	191	236	284	102	0	67	127	17	1091	4.0	4.8	18.5
TOTALS	**297**	**8680**	**1695**	**3859**	**.439**	**687**	**781**	**.880**	**233**	**831**	**1064**	**1091**	**552**	**2**	**264**	**570**	**96**	**4621**	**3.6**	**3.7**	**15.6**

Three-Point Field Goals: '16-17, 115-344 (.334); '17-18, 165-436 (.378); '18-19, 152-414 (.367); '19-20, 112-324 (.346). **Totals: 544-1518 (.358).**

NBA PLAYOFFS

			-Field Goals-			-Free Throws-			-Rebounds-									-Averages-		
YEAR\TEAM	**GP**	**MIN**	**FGM**	**FGA**	**PCT**	**FTM**	**FTA**	**PCT**	**OFF**	**DEF**	**TOT**	**AST**	**PF**	**DQ**	**STL**	**TO**	**BS**	**PTS**	**RPG**	**APG**	**PPG**
2019 \ DEN	14	508	107	252	.425	56	62	.903	19	42	61	66	24	0	14	22	2	298	4.4	4.7	21.3
2020 \ DEN	19	753	186	368	.505	70	78	.897	20	72	92	126	42	0	18	53	6	504	4.8	6.6	26.5
TOTALS	**133**	**1261**	**293**	**620**	**.473**	**126**	**140**	**.900**	**39**	**114**	**153**	**192**	**66**	**0**	**32**	**75**	**8**	**802**	**4.6**	**5.8**	**24.3**

Three-Point Field Goals: 2019, 28-83 (.337); 2020, 62-137 (.453). **Totals: 90-220 (.409).**

SEE PAGE 21 FOR CAREER-HIGH INFORMATION.

JAMAL MURRAY

PLAYOFFS

Career: Appeared in 33 game (all starts), averaging 24.3 points, 4.6 rebounds and 5.8 assists in 38.2 minutes … **2020:** Started in all 19 games, averaging 26.5 points, 4.8 rebounds and 6.6 assists in 39.6 minutes … Scored 50+ points twice, 40+ points four times, 30+ points six times and 20+ points 12 times while recording two double-doubles … Tallied 32 points (12-20 FG's, 8-8 FT's), eight assists and three rebounds in 45 minutes vs. LAL on 9/24 … Posted 28 points (10-17 FG's, 4-8 3FG's), a playoff career-high 12 assists, eight rebounds and two steals in 44 minutes in game three vs. LAL on 9/22 … Tallied 25 points on 8-19 shooting, six rebounds, four assists and two steal in 44 minutes in game two at LAL on 9/20 … Recorded 40 points (15-26 FG's), five assists and four rebounds in 45 minutes in game seven at LAC on 9/15 … Posted 26 points, eight rebounds and seven assists in 40 minutes at LAC on 9/11 … Recorded 27 points (10-21 FG's), six assists and three rebounds in 40 minutes at LAC on 9/5 … Posted 50 points (7-24 FG's, 7-9 3FG's), for the second time in the series along with six assists and five rebounds in 43 minutes at UTA on 8/30 … Recorded 42 points (33 in the second half) on 17-26 shooting, eight rebounds and eight assists in a must win game five vs. UTA on 8/25 … Posted a Nuggets franchise high for a postseason game, 50 points on 18-31 shooting, 11 rebounds, seven assists and one block at UTA on 8/23 … Recorded a playoff career-high with 36 points (13-20 FG's, 6-9 3FG's), nine assists and five rebounds in 40 minutes in Game 1 vs. UTA on 8/17 … **2019:** Started in all 14 games, averaging 21.3 points, 4.4 rebounds, 4.7 assists and 1.00 steals in 36.3 minutes … Scored 30+ points twice and 20+ points eight times while recording one double-double … Finished with his first career playoff double-double, scoring 24 points, a playoff career-high 10 rebounds and five assists in 46 minutes in game six at POR on 5/9/19 … Registered his second straight 30+ point game with a playoff career-high tying 34 points (10-20 FG, 11-11 FT), five rebounds and four assists in 38 minutes at POR in game four on 5/5/19 … Posted a playoff career-high 34 points, nine rebounds and five assists in a playoff career-high 55 minutes a 4OT game three at POR on 5/3/19 … Recorded his second straight 20+ game, scoring 23 points to go with four rebounds, seven assists and two steals in 28 minutes in game five vs. SAS on 4/25/19 … Finished with a series-high tying 24 points, two rebounds and six assists in 33 minutes at SAS in game four … Scoring 21 of his 24 points in the fourth quarter, Murray led the comeback in a game two win vs. SAS on 4/16/19, finishing with 24 points, two rebounds and four assists in 36 minutes. .

CAREER TRANSACTIONS

Signed a multi-year contract extension with the Denver Nuggets on 7/24/19 … Signed a multi-year contract with the Denver Nuggets on 7/19/16 … Selected by the Denver Nuggets in the first round (7th overall) in the 2016 NBA Draft.

COLLEGE

2015-16 (Kentucky): All-SEC First Team and AP Third Team All-America selection in 2015-16 … Led all major conference freshmen in scoring (20.0 ppg) … His 113 threes made were second most by any freshman in NCAA history, trailing only Stephen Curry's record of 122 … Set a UK freshman scoring record with 720 points … Led the Wildcats in scoring (20.0 ppg), the highest individual scoring average at Kentucky in the John Calipari era and good for eighth all-time in UK history … All-SEC First Team by the coaches and media, SEC All-Freshman Team, NABC and USBWA All-District … Captured Second Team All-American accolades by USA Today and Scout.com and Third Team by AP … Garnered Freshman All-America laurels by the USBWA and Sporting News … A finalist for the Wayman Tisdale Award, recognizing the nation's top freshman … Posted three 30-point games, the most by a freshman in Kentucky history … His 35 points vs. Florida tied for the school scoring record for a freshman … Had a three-pointer in every game this season, and set a SEC freshman record with 113 on the year, ranking second all-time in Kentucky history and second in NCAA freshman history.

NATIONAL TEAM

A standout performer for his native Team Canada during the 2015 Pan Am Games, he averaged 16.0 points (5th in the tournament) and 2.4 assists over five games as Canada captured a silver medal … Poured in 22 points -- all coming in the fourth quarter or overtime – and added six assists as Canada advanced past the U.S. to the Pan Am Championship game. Previously represented Canada in the 2014 FIBA U17 World Championship, posting 16.4 points, 4.6 rebounds and 2.9 assists, and in the 2013 FIBA U16 Worlds, averaging 17.4 points, 5.6 rebounds and 2.6 assists.

PERSONAL

Son of Roger and Sylvia Murray ... Born on Feb. 23, 1997 ... Has a brother, Lamar ... Chose Kentucky over Oregon, Michigan, Michigan State, Maryland, NC State and Indiana ... If he wasn't a basketball player, he'd compete in track and field ... Points to his dad as his greatest influence in life ... Chose No. 23 growing up because it represents the date of his birthday ... Does not have a most memorable basketball moment because there are too many to list ... He meditates before every game.



JAMAL MURRAY 27

ZEKE NNAJI

ABOUT ME:

Position: Forward
Height/Weight: 6'11"/240
Date of Birth: 1/9/2001
College: Arizona
Pro Experience: Rookie

ZEKE NNAJI 22



CAREER TRANSACTIONS

Signed a multi-year contract with the Denver Nuggets on 11/30/20 … Selected by the Denver Nuggets in the first round (22nd overall) of the 2020 NBA Draft.

COLLEGE

2019-20 (Freshman): Named Pac-12 Freshman of the Year … became the fifth Arizona player under head coach Sean Miller and the 10th Arizona player overall to be named the Pac-12's top freshman … Also named First Team All-Pac-12 and part of the Pac-12 All-Freshman team … Pac-12 Newcomer of the Year according to the Associated Press … Landed on the NABC and USBWA All-District teams … Led the Pac-12 with 14 double-doubles, a total that ranks second in school history among freshmen (Ayton – 24) … Ranked ninth in the Pac-12 in scoring (16.1) and fifth in rebounding (8.6) … In Pac-12 play, he was the top rebounder (9.2) and finished seventh in scoring (16.1) … Led the team in blocked shots (28) … Started all 32 games and scored in double figures in 29 games, including 10 games of 20 or more points … Shot 57.0 percent from the floor for the season to rank fourth in the Pac-12 and sixth in school history among freshmen … Made 152 free throws out of 200 attempts to lead the team in both categories and finish third among all freshmen in Arizona history … In his first collegiate game, he scored 20 points on 9-of-12 shooting from the floor against Northern Arizona (11/6), becoming the first UA freshman since Hassan Adams in 2002 to score 20 or more points in his first college game … Posted first double-double with 26 points and 11 rebounds while shooting a perfect 8-of-8 from the floor and 10-of-12 at the free throw line … Against No. 6 Gonzaga (12/14), he posted 16 points and 17 rebounds … Made it three straight double-doubles with 17 points and 11 rebounds against Arizona State (1/4) … His fourth consecutive double-double game at Oregon, where he registered 11 points and 14 rebounds … Had back-to-back 20-point efforts with 21 points at Oregon State (1/12) and 24 points against Utah (1/16).

PERSONAL

Born in Hopkins, MN on 1/9/01 … Son of Alphan and Janel Nnaji … Has a younger sister, Maya … Has played piano since the first grade and composes his own music … His uncle, Obiora Nnaji, played center at the University of Florida.

CAREER STATISTICS

COLLEGE STATS

			-Field Goals-			-Free Throws-			-Rebounds-								-Averages-		
YEAR\TEAM	**GP**	**MIN**	**FGM**	**FGA**	**PCT**	**FTM**	**FTA**	**PCT**	**OFF**	**DEF**	**TOT**	**AST**	**PF**	**DQ**	**STL**	**TO**	**BS**	**PTS**	**RPG**	**APG**	**PPG**
19-20\ARI	32	981	179	314	.570	152	200	.760	99	177	276	27	76	3	23	70	28	515	8.6	0.8	16.1
TOTALS	**32**	**981**	**179**	**314**	**.570**	**152**	**200**	**.760**	**99**	**177**	**276**	**27**	**76**	**3**	**23**	**70**	**28**	**515**	**8.6**	**0.8**	**16.1**

Three-Point Field Goals: '19-20, 5-17 (.294).



ZEKE NNAJI 22

MICHAEL PORTER JR.

ABOUT ME:

Position: Forward
Height/Weight: 6'10"/210
Date of Birth: 6/29/98
College: Missouri
Pro Experience: 1 year

2019-20 STATS:

PPG 9.3
RPG 4.7
APG.....0.8

MICHAEL PORTER JR. 1

#1 MICHAEL PORTER JR



2019-20

PPG: 9.3	**RPG: 4.7**	**APG: 0.8**	**MPG: 16.4**	
10+ PTS: 22	**20+ PTS: 6**	**30+ PTS: 2**	**10+ REB: 9**	**10/10: 9**

Appeared in 55 games (eight games), averaging 9.3 points and 4.7 rebounds in 16.4 minutes … Posted nine double-doubles, 22 games with 10+ points, including six with 20+ points and two with 30+ points … Recorded 23 points, 11 rebounds and two assists in 45 minutes vs. UTA on 8/8 … Posted 27 points on 10-18 shooting including going 4-7 from deep, 12 rebounds, two assists and two steals in 34 minutes vs. POR on 8/6 … Recorded 30 points on 11-19 FG's, a career-high 15 rebounds and one block in 36 minutes at SAS on 8/5 … Had the best game of his young career posting 37 points on 12-16 FG's, 12 rebounds and one assist in 44 minutes at OKC on 8/3 … Recorded 13 points on 6-9 FG's, eight rebounds and one assist in 22 minutes vs. DET on 2/25 … Posted 15 points on 5-11 shooting, 11 rebounds and two blocks in 25 minutes at MIL on 1/31 … Recorded 12 points on 5-11 shooting and grabbed 12 rebounds in 25 minutes vs. UTA on 1/30 … Posted 20 points (7-12 FG's, 4-8 3FG's), a career-high 14 rebounds and four assists in a career-high 30 minutes at MIN on 1/20 … Recorded 18 points on 6-10 shooting, a season-high 10 rebounds, five assists in a career-high 29 minutes at GSW on 1/16 … Tallied 19 points (7-13 FG's), eight rebounds and two steals in a career-high 28 minutes vs. CHA on 1/15 … Registered a career-high 25 points (11-12 FG's, 2-3 3FG's), five rebounds and one assist in 23 minutes at IND on 1/2 … Posted 19 points (8-10 FG's), six rebounds and one assist in his first start of his career vs. SAC on 12/29 … Registered 11 points on 4-7 shooting, four rebounds and two steals in 19 minutes vs. MEM on 12/28 … Recorded a team-high 15 points and grabbed four rebounds in 21 minutes in his NBA debut at NOP on 10/31.

CAREER

NBA: Has career averages of 9.3 points and 4.7 rebounds in 16.4 minutes over 55 games (eight starts) … 2018-19: Missed all 82 games of the 2018-19 season due to injury.

PLAYOFFS

2020: Appeared in all 19 games (three starts), averaging 11.4 points and 6.7 rebounds in 23.7 minutes … Posted 15 points on 6-9 shooting and four rebounds in 20 minutes off the bench in game two at LAL on 9/20 … Recorded 18 points (8-17 FG's), 10 rebounds, three steals and one assist in game three vs. LAC on 9/7 … Posted a career playoff high 28 points (6-9 3FG's), six rebounds and one block in 33 minutes vs. UTA on 8/19 … Recorded 13 points (5-13 FG's), eight rebounds and one assist in 31 minutes in his first career playoff game vs. UTA on 8/17.

CAREER TRANSACTIONS

Selected by the Denver Nuggets in the first round (14th overall) in the 2018 NBA Draft.

COLLEGE

Coaches Preseason All-SEC First Team … Citizen Naismith Trophy Watch List … Sporting News Preseason First Team All-America … Associated Press Preseason All-America Team … USBWA Oscar Robertson Trophy Preseason Watch List … ESPN Preseason National Freshman of the Year … ESPN Preseason All-America First Team … Julius Erving Award 2018 Watch List … SEC Preseason Co-Player of the Year … SEC Preseason First-Team … Athlon Sports Preseason All-America First Team … Blue Ribbon Preseason All-America First Team … NBC Sports Preseason All-America First Team … **2017-18 (Freshman):** Played in three games (one start), averaging 10.0 points, 6.7 rebounds, 0.3 assists and 1.00 steals in 17.7 minutes per game.

PERSONAL

Son of Lisa and Michael Porter, Sr., with his father serving as an assistant coach at Mizzou … Mother, Lisa, played college basketball at Iowa, while his father, Michael, Sr., played collegiately at New Orleans … Has seven siblings: Bri, Cierra, Jontay, Coban, Jevan, Izaak and Jayda.

CAREER STATISTICS

NBA REGULAR SEASON

			-Field Goals-			-Free Throws-			-Rebounds-									-Averages-		
YEAR\TEAM	**GP**	**MIN**	**FGM**	**FGA**	**PCT**	**FTM**	**FTA**	**PCT**	**OFF**	**DEF**	**TOT**	**AST**	**PF**	**DQ**	**STL**	**TO**	**BS**	**PTS**	**RPG**	**APG**	**PPG**
19-20 \ DEN	55	903	195	383	.509	60	72	.833	66	193	259	46	100	0	27	49	25	512	4.7	0.8	9.3
TOTALS	**55**	**903**	**195**	**383**	**.509**	**60**	**72**	**.833**	**66**	**193**	**259**	**46**	**100**	**0**	**27**	**49**	**25**	**512**	**4.7**	**0.8**	**9.3**

Three-Point Field Goals: '19-20, 62-147 (.422).

NBA PLAYOFFS

			-Field Goals-			-Free Throws-			-Rebounds-									-Averages-		
YEAR\TEAM	**GP**	**MIN**	**FGM**	**FGA**	**PCT**	**FTM**	**FTA**	**PCT**	**OFF**	**DEF**	**TOT**	**AST**	**PF**	**DQ**	**STL**	**TO**	**BS**	**PTS**	**RPG**	**APG**	**PPG**
2020 \ DEN	19	451	78	164	.476	26	35	.743	21	106	127	16	43	0	13	25	6	216	6.7	0.8	11.4
TOTALS	**19**	**451**	**78**	**164**	**.476**	**26**	**35**	**.743**	**21**	**106**	**127**	**16**	**43**	**0**	**13**	**25**	**6**	**216**	**6.7**	**0.8**	**11.4**

Three-Point Field Goals: 2020, 34-89 (.382).

SEE PAGE 21 FOR CAREER-HIGH INFORMATION.



GREG WHITTINGTON

ABOUT ME:

Position: Forward
Height/Weight: 6'8"/212
Date of Birth: 2/7/93
College: Georgetown
Pro Experience: Rookie

GREG WHITTINGTON 3



CAREER TRANSACTIONS

Signed a two-way contract with the Denver Nuggets on 11/24/20 … Waived by the Miami Heat on 10/24/15 … Signed as a free agent with the Miami Heat on 9/3/15 … considerations … Undrafted in the 2015 NBA Draft

COLLEGE

Sophomore (2012-13): Appeared in 13 games, averaging 12.1 points, 7.0 rebounds, 2.1 assists and 1.31 steals in 35.3 minutes … **Freshman (2011-12):** Appeared in all 33 games, averaging 4.3 points and 2.9 rebounds in 20.1 minutes per game ... Shot 39.5 percent from the floor (49-of-124) ... Reached double figures in scoring three times ... Scored a career-high 15 points against Notre Dame ... Grabbed a career-high eight rebounds and scored eight points at St. John[apos]s. High School: A four-year letterwinner at Oakland Mills ... Named All-Met Player of the Year as a senior ... Selected as Howard County Player of the Year ... Helped lead Oakland Mills to an undefeated season as a senior, finishing 25-0 ... He averaged 23.5 points, 11.6 rebounds, 4.4 blocks, 3.0 steals and 2.7 assists per game ...Scored 1,000 points for his career ... Played in the Capital Classic. Personal: The son of Gregory and Jana Lisa Whittington ... Has an older sister, Hana, and a younger brother, Cortez ... Favorite player is Lebron James and team is the Miami Heat ... Favorite movies include the Transformer series ... Lists the education and basketball program as the reasons he chose Georgetown.

PERSONAL

Born in Columbia, MD … Son of the late Greg Whittington and Jana Lisa Whittington … Has an older sister, Hana, and a younger brother, Cortez.

CAREER STATISTICS

G-LEAGUE REGULAR SEASON

			-Field Goals-			-Free Throws-			-Rebounds-									-Averages-		
YEAR\TEAM	**GP**	**MIN**	**FGM**	**FGA**	**PCT**	**FTM**	**FTA**	**PCT**	**OFF**	**DEF**	**TOT**	**AST**	**PF**	**DQ**	**STL**	**TO**	**BS**	**PTS**	**RPG**	**APG**	**PPG**
15-16\SXF	27	964	138	321	.430	50	67	.746	25	190	215	72	85	2	56	60	27	373	8.0	2.7	13.8
16-17\SXF	9	270	48	100	.480	2	2	1.000	8	43	51	18	30	1	9	18	6	122	5.7	2.0	13.6
TOTALS	**36**	**1234**	**186**	**421**	**.442**	**52**	**69**	**.754**	**33**	**233**	**266**	**90**	**115**	**3**	**65**	**78**	**33**	**495**	**7.4**	**2.5**	**13.8**

Three-Point Field Goals: '15-16, 47-137 (.343); '16-17, 24-53 (.453). **Totals: 71-190 (.374).**

G-LEAGUE REGULAR SEASON

			-Field Goals-			-Free Throws-			-Rebounds-									-Averages-		
YEAR\TEAM	**GP**	**MIN**	**FGM**	**FGA**	**PCT**	**FTM**	**FTA**	**PCT**	**OFF**	**DEF**	**TOT**	**AST**	**PF**	**DQ**	**STL**	**TO**	**BS**	**PTS**	**RPG**	**APG**	**PPG**
11-12\GT	33	664	49	124	.395	24	38	.632	38	57	95	28	74	2	20	36	17	142	2.9	0.9	4.3
12-13\GT	13	459	60	133	.451	20	33	.606	14	77	91	27	23	0	17	26	11	157	7.0	2.1	12.1
TOTALS	**46**	**1123**	**109**	**257**	**.424**	**44**	**71**	**.620**	**52**	**134**	**186**	**55**	**97**	**2**	**37**	**62**	**28**	**299**	**4.0**	**1.2**	**6.5**

Three-Point Field Goals: '11-12, 20-57 (.351); '12-13, 17-55 (.309). **Totals: 37-112 (.330).**







PRESENTED BY

WesternUnion \\WU

MEDIA INFORMATION

2020-21 DENVER NUGGETS MEDIA GUIDE



"THE RINGSBY ROCKETS"
1967-68 THROUGH 1970-71



"ROCKY ROCKET"
1971-72 THROUGH 1973-74



"MAXI MINER"
1974-75 THROUGH 1981-82



"DENVER SKYLINE"
1982-83 THROUGH 1992-93



"SNOW CAPPED MOUNTAIN PEAK"
1993-94 THROUGH 2017-18



"EVOLVE"
2018 - CURRENT

MEDIA INFORMATION

Welcome to the 2020-21 season, the Nuggets 22nd at Ball Arena (previously known as Pepsi Center). This is the Nuggets 45th season in the NBA and 54th season in Denver - we continue to strive to provide the media with a professional atmosphere to cover our games. For your benefit, please read through the following guidelines and please contact us at (303) 405-1100 if there is any way we can assist you in your coverage of the Nuggets this season.

BALL ARENA

Ball Arena is located just off Interstate 25 at the Speer (South) or Auraria Parkway exits. The mailing address is: 1000 Chopper Circle, Denver, Colo. 80204. Ball Arena is approximately 35 minutes from Denver International Airport.

PRESS CREDENTIALS

Application for all credentials must be made through the Nuggets Media Relations Office. Requests for single game media credentials must be made at least 24 hours in advance and on Fridays for Sunday games. NO DAY OF GAME CREDENTIAL REQUESTS WILL BE HONORED, WITH NO EXCEPTIONS. Radio stations, television stations, magazines and weekly newspapers will be accommodated on a game-by-game, space-available basis. When applying for the first time, requests from magazines and weekly newspapers must be in writing on company letterhead and must include copies of the publications (if applicable). Those with season credentials who will cover specific games must call the Nuggets Media Relations Office to arrange for seating. Credentials must be visible to security staff at all times. The Nuggets reserve the right to revoke credentials at any time for any reason.

PRESS SEATING

Press seating at Ball Arena is located in the following areas: courtside, above the vomitory between sections 130 and 132, at the top of section 130 and in the press box. A media-dedicated elevator can be accessed across from the doors to the Nuggets locker room. TV broadcasters will be seated courtside. Beat writers and visiting media will be seated above the vomitory. The home and away radio broadcast positions are located in section 202/260 and can be accessed via the club level. There will be a Nuggets media relations representative on hand to assist radio broadcasters at this position. Wireless internet is available throughout the arena.

PRESS PARKING

Press parking will be in the Tacoma Lot on the East side of Ball Arena. From Speer, enter Ball Arena at Chopper Circle. Corolla Lot will be the second lot straight ahead. From Auraria Parkway, enter Ball Arena at 9th Street. Follow the circular drive to the right and proceed to the East side of the arena. Turn left just past the Land Cruiser Lot (previously Valet Lot). Tacoma Lot will be straight ahead.

PRESS ENTRANCE

The press entrance is located inside the loading dock on the East side of the arena. From the Tacoma Lot, walk straight across the street and head towards the entrance located near the TV trucks. There is a set of staris leading to a door entering the dock. Media Will Call will be set up inside the press entrance. This is also the entrance for practices.

PRESS DINING ROOM

The press dining room is located in the press lounge. Food and beverages will be available to the working media two hours prior to the game through tip-off. The dining room is open for soft drinks at halftime.

WORKING PRESS ROOM

The working press room is located at court level on the West side of the arena. The working press room is equipped with telephones, wireless internet, electrical outlets and a television for media use only. We must limit access to the working press room to media members filing stories. It is impossible to accommodate family, friends and guests. The Nuggets will rely on media members to maintain a courteous, professional atmosphere in the working press room.

PHOTOGRAPHERS

Credentialed photographers may shoot from the baselines of the Ball Arena floor in designated areas only. Photographers may not block courtside signage at any time. Free-lance photographers will not be granted credentials unless they are on specific assignment from a magazine or newspaper and there is space available. The Nuggets require a letter of request from an editor to verify any credential applications by free lancers. The Nuggets ask that photographers please be considerate of season ticket holders behind them.

STATISTICAL SERVICES

Game notes and other pertinent statistical information will be in the working press room 90 minutes before tipoff. Play-by-play, quarter, halftime and final boxscore sheets will be distributed in all press areas. Out of town scores will be delivered to broadcast crews on press row and will be displayed on scoreboards. Quote sheets will be available as soon as possible following the game in the press room.

INTERVIEWS

The visiting team's head coach will generally conduct post-game interviews outside the visitors locker room or in the visiting locker room's coaches lounge. Nuggets head coach Michael Malone will be available outside the locker room 10 minutes following the game. Interviews with players are possible up to 45 minutes prior to the game and the locker room will be open 15 minutes after the game. Again the Nuggets will rely on the media to maintain a courteous, professional atmosphere in the locker rooms at all times. NO AUTOGRAPHS ARE ALLOWED DURING INTERVIEW PERIODS. Failure to comply with these rules may result in the forfeiture of your credential.

PRACTICE/SHOOTAROUNDS

Nuggets practices this season will generally begin at 11 a.m. at the team's Practice Facility within Ball Arena. Shootarounds on gamedays will be at 10 a.m. Please contact the Nuggets Media Relations Office to arrange for any interview requiring one-on-one access. **Follow the Official Twitter account of the Denver Nuggets PR Department (@NuggetsPR) to get instant updates.**

CELL PHONES

Cell phone use is prohibited in locker rooms.



KEN MILLER
EXECUTIVE VICE PRESIDENT & GENERAL MANAGER / EXECUTIVE PRODUCER, ALTITUDE SPORTS & ENTERTAINMENT

ALTITUDE TV

Altitude is the television home of the Denver Nuggets, Colorado Avalanche, Colorado Mammoth, Colorado Rapids, Denver Outlaws, University of Denver sports (including hockey, basketball, soccer, volleyball, gymnastics and lacrosse), CHSAA High School Football Game of the Week, as well as other local and regional sports, entertainment and public service programming. A full list of Altitude programming and other information can be found at www.altitudesports.com.



SCOTT HASTINGS
TELEVISION COLOR ANALYST



CHRIS MARLOWE
TELEVISION PLAY-BY-PLAY ANNOUNCER



VIC LOMBARDI
HOST



TODD ROMERO
HOST



CHRIS DEMPSEY
NUGGETS INSIDER



KATY WINGE
REPORTER/ANALYST



BILL HANZLIK
STUDIO ANALYST



JASON KOSMICKI
RADIO PLAY-BY-PLAY ANNOUNCER

ALTITUDE 92.5FM

Altitude 92.5 FM is the Denver Nuggets' flagship station in Denver. Altitude Sports Radio is also the radio home of the Denver Nuggets, Colorado Avalanche and Colorado Rapids. 92.5 FM features Denver Sports Talk weekdays starting at 6 am and Fox Sports Radio 24/7 on 950 AM along the Front Range and worldwide on altitudesportsradio.com.

KKSE 92.5 FM	Denver, CO
KKSE 950 AM	Denver, CO
N/A 95.1 FM	Ball Arena In-House Signal
KCSF 1300 AM	Colorado Springs, CO
KRDZ 1440 AM	Wray, CO
KSTC 1230 AM	Sterling, CO
KTMM 1340 AM	Grand Junction, CO
KNFO 106.1 FM	Aspen -> Vail, CO
KIUP 930 AM	Durango, CO
KAVP 1450 AM	Montrose, CO
KSIR 1010 AM	Fort Morgan, CO
104.1 FM	
KNAB 1140 AM	Burlington, CO
KBFS 1450 AM	Belle Fourche, SD
KYDT 103.1 FM	Sundance, WY
KOLT 1320 AM	Scottsbluff, NE

ALTITUDE EXECUTIVES

Ken Miller	Executive Vice President & General Manager/ Executive Producer, Altitude Sports
Phillip Mallios	Sr. Vice President – Affiliate Sales & Marketing
David Zur	Sr. Vice President – Operations & Engineering
Ben Boylan	Executive Vice President, Partnership Marketing & Media Sales
Dave Fleck	General Manager & Senior Vice President, KSE Radio
Billi Capra	Vice President of Broadcast Services
Doug Menzies	Senior Producer/ Director – Avalanche
Scott Bay	Senior Producer/ Director – Nuggets
Dave Tepper	Program Director, Altitude Sports Radio / Network Producer, Altitude Radio Network
Jason Kosmicki	Executive Producer, Altitude Radio Network

TELEVISION BROADCASTING



SCOTT HASTINGS

Television Analyst

The 2020-21 season marks Scott Hastings' 38th year associated with the NBA, either as a player or a broadcaster. He has been covering NBA games as a member of the media since 1993, including 24 seasons with Denver and four seasons with TNT. This will be his 16th straight season providing insight to Nuggets telecasts.

An 11-year veteran of the NBA, Hastings was a member of the 1989 league champion Detroit Pistons and played for Denver from '91-93. A four-year letterman at Arkansas, Hastings was named Honorable Mention All-American as a senior in '82 and left as the school's second all-time leading scorer behind Sidney Moncrief with 1,779 career points (now ranks fourth all-time).

He was also recently inducted into the Southwest Conference Hall of Fame as well as the Kansas Sports Hall of Fame, University of Arkansas Sports Hall of Fame and the state of Arkansas Sports Hall of Fame. Originally drafted by the New York Knicks with the 29th selection of the 1982 NBA Draft, Hastings also played professionally for Atlanta and Miami during his career.

One of the most well-known media personalities in the Denver market, Hastings has co-hosted a daily sports talk radio show for the last 23 years and served as the Denver Broncos radio color analyst for nine seasons. Hastings welcomed his new baby daughter Eleanor Grace to the world in 2014.



CHRIS MARLOWE

Television Play-By-Play Announcer

Chris Marlowe begins his 17th year as the television play-by-play voice of the Nuggets on Altitude.

Marlowe, is a veteran of eight consecutive Olympic telecasts on NBC, most recently calling beach volleyball at the 2016 Rio games. He is scheduled to call the upcoming games in Tokyo 2021. Prior to coming to Denver, Marlowe called Pac-10 Basketball for FOX Sports Northwest in addition to handling USC Trojan play-by-play duties for FOX Sports West.

Marlowe has called play-by-play for a variety of sports during his career, including basketball, football, soccer, volleyball, boxing, swimming, diving, water polo, gymnastics, cliff diving, poker and the XFL.

Prior to his announcing career, Marlowe excelled in athletics, playing basketball and volleyball at San Diego State University. In 1976 and 1978 he was voted the Most Valuable Player by USA Volleyball. Marlowe's athletic career culminated as captain of the gold medal-winning U.S. Olympic Volleyball team in 1984. The athletic honors continued with his induction into both the San Diego State Aztec Hall of Fame and the California Beach Volleyball Hall of Fame in 1994.

In the offseason, he resides in Denver, with his wife and two daughters.



VIC LOMBARDI

Television Reporter & Host

Vic Lombardi joined Altitude on January 1, 2016 as the Studio Host for the Pre-Game, Halftime, and Post-Game coverage of the Denver Nuggets games.

Lombardi previously worked as a television & radio host in South Bend, Austin, Phoenix and most recently the Sports Anchor for Denver CBS4. Lombardi comes to Altitude Sports with more than 25 years of experience in the sports industry and is a 30-time Emmy award winner, 16 for Best Sports Anchor. He is one of the most respected sports personalities in the country, which the number of awards attest.

He attended the University of Colorado and graduated from the University of Notre Dame in 1991. He resides in Denver, Colorado with his wife, Terri and three kids.

TELEVISION BROADCASTING



TODD ROMERO

Sports Host/Reporter

Todd Romero is a Denver native and a 1986 graduate of the University of Denver. Todd began attending Nuggets games as far back as 1969 when the Nuggets were the Denver Rockets.

After beginning on radio, Romero landed his first sports anchor job in 1991 at KJCT in Grand Junction. In 1995, Romero was hired at KUSA Channel 9 where he covered the Denver Broncos in back-to-back Super Bowls and was the first local reporter in the locker room for live interviews after the Broncos beat the Packers in Super Bowl XXXII.

Romero is also one of the few Denver broadcasters to be in the Rockies clubhouse when they captured their first ever wild card playoff berth in 1995. The Colorado Avalanche arrived that same year and Todd was there to cover the team through that season which culminated in winning the Stanley Cup.

Romero also had stops in Kansas City as the Sports Director for a local NBC Affiliate. Following a 3-year stay in Kansas City, Todd then worked as play-by-play talent for the WWE before heading to Florida where he covered the Florida Gators and Tim Tebow in their championship season.

In 2012, Romero was hired on at Altitude and is now in his 10th year with Altitude Sports. He hosts the pre and post-game shows for the Nuggets, does play-by-play for high school football and for men's and women's basketball at the University of Denver.



CHRIS DEMPSEY

Denver Nuggets Analyst

Christopher Dempsey is a Colorado native, born in Boulder, grew up in Montbello, and attended Montbello High School before moving on to majoring in journalism at the University of Colorado at Boulder. His career of over two decades of sports journalism began in Boulder, covering preps, all manner of sports at CU, and the Denver Broncos for the Daily Camera newspaper. In 2003, Dempsey moved on to the Denver Post, where he covered the Nuggets, college football at both CU and CSU, the Colorado Rapids and national college basketball. As a 20-something he was once told by a veteran in the business that eventually a life of immersing himself in sports would become stale, that he would look for outlets. Dempsey never believed it. And to this day he counts himself lucky to be working in a world (sports), covering a sport (basketball) and being around a hometown team (the Nuggets) that energizes him every single day.



BILL HANZLIK

Television Anchor/Reporter

Bill Hanzlik, who spent 10 years as a player and coach in the Denver Nuggets organization, is in his eighth season as Nuggets analyst for the pre-game and post-game shows on Altitude Sports.

Considered one of the most beloved players in Nuggets franchise history, Hanzlik was with Denver from 1982-91 and helped the Nuggets reach the NBA Playoffs eight times. During his career, the Nuggets posted a cumulative record of 360-296 (.549) and captured two Midwest Division titles (1984-85 and 1987-88). Originally the 20th overall selection in the 1980 NBA Draft (by Seattle), Hanzlik played two seasons for the SuperSonics before he was traded to Denver.

In 1991, Hanzlik moved on to the coaching ranks, becoming an assistant for Allan Bristow with the Charlotte Hornets. He was an assistant with the Hornets for five seasons and later moved on to coach with Lenny Wilkens and the Atlanta Hawks organization in 1996. On May 29, 1997, Hanzlik was named head coach of the Nuggets and held that position for the 1997-98 season.

Hanzlik now directs the Gold Crown Foundation, a non-profit corporation dedicated to improving the lives of Colorado's children through athletics and education. He founded the organization in 1986 with the help of Colorado business leader Ray Baker. Now a full-time CEO of the Foundation, Hanzlik has overseen the growth of the Foundation's athletic programs from one-week summer girls' basketball camp with an enrollment of 150 to its current 20,000 participants, ages 9-18 in numerous sports programs.

Hanzlik played four seasons at the University of Notre Dame (1976-80) and helped lead the Irish to the NCAA Final Four. He was also a member of the 1980 U.S. Men's Olympic Basketball Team that did not compete in the 1980 Moscow Olympics because of a political boycott. He was elected to the Colorado Sports Hall of Fame in 2003.

Bill and his wife, Maribeth, reside in Greenwood Village. They have four children.

TELEVISION BROADCASTING



KATY WINGE

Denver Nuggets Reporter and Analyst

Katy Winge is in her third season as an analyst, reporter, and host for Altitude TV and the Denver Nuggets. She previously was the in-arena reporter and an associate producer at the Ball Arena, hosting the pregame and halftime show Courtside Countdown.

Basketball became Katy's passion in 3rd grade. Through her early playing years, a dream to play in college developed - and blossomed after Illinois State University offered her a scholarship. After roughly 15 years, Katy saw her decorated career on the court as a Division I athlete come to an end. That marked the beginning of her new journey as a broadcaster.

Thanks to her background, Katy loves breaking down the game. She cares about being the connection between the team and the fans, and likes telling stories that go beyond simply the score.

With a master's degree in journalism from Northwestern University, Katy worked as a sideline reporter and host for Comcast SportsNet Chicago and FOX Sports Wisconsin. She also did analyst work for Big Ten Network's StudentU Productions. In addition, she worked as a local sports anchor, producer, and reporter at KTTC/FOX 47 in Rochester, MN.

A tomboy at heart hailing from Minnesota, Katy is a lover of family, friends, food, and traveling. She enjoys all things outdoors, especially hiking and skiing, and adventuring around the Mile High City.

RADIO BROADCASTING



JASON KOSMICKI

Radio Play-By-Play Announcer

Kosmicki enters his 29th season with Kroenke Sports Enterprises. After serving numerous roles in the radio department, Kosmicki has been the voice of the Denver Nuggets for the last 14 years.

"Koz" moved back to the states at age 11 after spending seven years living in Germany. He relearned the English language and eventually attended the University of Nebraska at Kearney.

While in college, he served as Sports Director of the campus radio station and called playby-play action for "just about any sport imaginable," including football, basketball, baseball, wrestling, volleyball, softball, swimming and even the Sigma Tau Gamma fight night (boxing).

His athletic career peaked in high school where he was a four-year letterman in football and basketball and two years in golf. But as Koz is quick to point out: "It's not that impressive; we had 60 kids in our high school."

After college, Koz landed radio stints in Eau Claire, WI (where on his first week he did play-by-play for a curling tournament), Minneapolis, Washington D.C., Houston, Corpus Christi and Colorado Springs before making his way to the Denver area.

In his free time, Koz enjoys golfing and fishing at Lake McConaughy. The Nebraska native follows his home state Cornhuskers and resides in Indian Hills. His daughter Jacque graduated CU Denver and recently got married.

2020-21 NBA KEY DATES

December 1-5
Individual player workouts permitted

December 6
Group Player workouts begin

December 11-19
NBA Preseason games

December 21
Rosters set for NBA Opening Day (5 p.m. ET)

December 22- March 4
First half of regular season

December 22
Start of the 2020-21 NBA Regular Season

February 23
10-Day contracts may now be signed

February 27
Standard NBA contracts guaranteed for the remainder of season

March 5-10
NBA All-Star Break

March 11-May 16
Second half of regular season

March 25
NBA Trading Deadline

May 13-15
Class of 2020 Basketball Hall of Fame Enshrinement

May 18-21
Playoff Play-In Tournament

May 22-July 22
2021 NBA Playoffs

2020-21 NBA OFFICIATING STAFF

3	Buchert, Nick
4	Wright, Sean
5	Fitzgerald, Kane
6	Brown, Tony
7	Holtkamp-Sterling, Lauren
8	Davis, Marc
9	Sago, Natalie
11	Collins, Derrick
12	Washington, CJ
13	Moyer-Gleich, Ashley
14	Malloy, Ed
15	Zarba, Zach
16	Guthrie, David
17	Sterling, Jonathan
18	Boland, Matt
19	Capers, James
20	Richardson, Leroy
21	Taylor, Dedric
22	Spooner, Bill
23	Maddox, Tre
24	Scott, Kevin
25	Brothers, Tony
26	Fraher, Pat
27	Ervin, Mitchell
28	Dagher, Mousa
29	Lindsay, Mark
30	Goble, John
31	Wall, Scott
32	Kogut, Marat
33	Corbin, Sean
34	Cutler, Kevin
35	Goldenberg, Jason
36	Barnaky, Brent
37	Dalen, Eric
38	Smith, Michael
39	Ford, Tyler
40	Wood, Leon
41	Mauer, Ken
42	Lewis, Eric
43	Myers, Matt
44	Nansel, Brett
45	Forte, Brian
46	Taylor, Ben
47	Adams, Bennie
48	Foster, Scott
49	Washington, Tom
50	Petraitis, Gediminas
51	Smith, Aaron
52	Twardoski, Scott
53	Butler, John
54	Acosta, Ray
55	Kennedy, Bill
56	Ayotte, Mark
58	Tiven, Josh
60	Williams, James
61	Kirkland, Courtney
62	DeRosa, JB
63	Richardson, Derek
64	Van Duyne, Justin
65	Green, Nate
66	Workman, Haywoode
67	Adair, Brandon
68	Goble, Jacyn
70	Ransom, Phenizee
71	Mott, Rodney
72	Orr, J.T.
74	Blair, Curtis
77	Lane, Karl
78	Scott, Evan
84	Schroeder, Jenna

Non-Staff Officials:

79	Conley, John
81	Jelks, Simone
82	Mehta, Suyash
83	Nagy, Andy
85	Robert Hussey
86	Brandon Schwab
87	Danielle Scott
88	Matt Kallio
89	Dannica Mosher

NBA DIVISIONAL ALIGNMENTS

SOUTHWEST	NORTHWEST	PACIFIC
Dallas	Denver	Golden State
Houston	Minnesota	LA Clippers
Memphis	Oklahoma City	LA Lakers
New Orleans	Portland	Phoenix
San Antonio	Utah	Sacramento

SOUTHEAST	CENTRAL	ATLANTIC
Atlanta	Chicago	Boston
Charlotte	Cleveland	Brooklyn
Miami	Detroit	New York
Orlando	Indiana	Philadelphia
Washington	Milwaukee	Toronto

NBA PLAYOFF FORMAT

Western Conference **Eastern Conference**

Following are the playoff pairings:

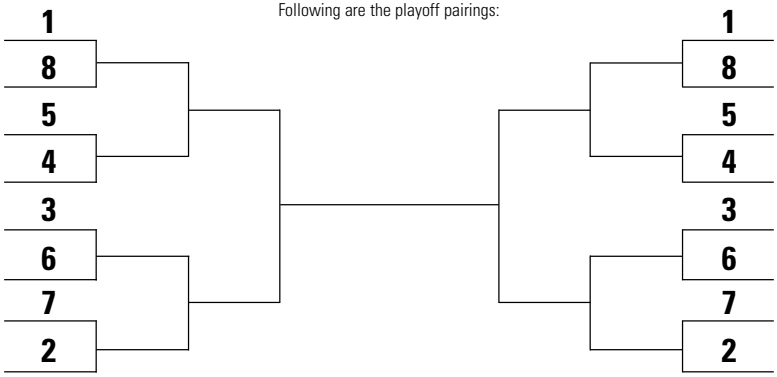

1. Sixteen teams qualify for the playoffs: Eight teams from each conference, ranked 1-8 based on overall record.
2. All rounds of the playoffs shall be a best-of-seven series including the NBA Finals. All teams will participate in the first round; there are no byes.

Achilles Tendon – The thick tendon at the distal portion of the calf that connects the gastrocnemius (calf) muscle to the heel.

Aerobic – Exercise in which energy needed is supplied by oxygen.

Anaerobic – Exercise without the use of oxygen as an energy source; short bursts of vigorous exercise.

Anterior Cruciate Ligament (ACL) – A primary stabilizing ligament within the center of the knee joint that prevents hyperextension and excessive rotation of the joint.

Anti-inflammatory – Any agent that prevents inflammation, such as aspirin or ibuprofen.

Arthroscopy – A surgical examination of the internal structures of a joint by viewing through an arthroscope. An arthroscopic procedure can be used to remove or repair damaged tissue or as a diagnostic procedure in order to inspect the extent of the damage or confirm diagnosis.

Atrophy – To shrivel or shrink from disuse, as in muscular atrophy.

Biceps – Muscles on the front of the upper arm responsible for flexing the elbow and shoulder.

Bone Scan – An imaging procedure in which a radioactive-labeled substance is injected into the body to determine the status of a bone injury. A bone scan is particularly useful in diagnosing a stress fracture.

Bruise – A discoloration of the skin as a result of an extravasation of blood into the underlying tissues.

Bursa – A fluid-filled sac located in areas of the body where friction is likely to occur, for example between a tendon and the underlying bone.

Cartilage – Smooth, slippery substance preventing the ends of bones from rubbing together.

Chondromalacia – Roughening of the articular cartilage. Best known for roughening of the on the underside of the patella, which can occur in any patellofemoral injury.

Concussion – Jarring injury of the brain.

Contusion – A tissue injury caused by a direct blow.

Cyst – Abnormal sac containing liquid or semi-solid matter.

Dehydration – State resulting from loss of body fluid where fluid output (sweating) exceeds fluid intake.

Dislocation – Complete displacement of joint surfaces.

Fracture – Breach in continuity of the bone. Types of fractures include simple, compound, comminuted, greenstick, incomplete, impacted, longitudinal, oblique, stress and transverse.

Groin Strain – Strain to the muscles that work to adduct the leg.

Hamstring – Group of muscles that run from the buttocks to the knee along the back of the thigh. The hamstring muscles work to flex the knee and extend the hip and are often injured as a result of improper conditioning or lack of flexibility.

Hip Pointer – Contusion to the iliac crest.

Hyperextension – Extreme extension of a limb or body part.

Inflammation – The body's natural response to injury in which the involved site may display various degrees of pain, swelling, heat, redness, and/or loss of function.

Magnetic Resonance Imaging – Imaging procedure in which a radio frequency pulse causes certain electrical elements of the injured tissue to react. MRI does not require radiation and is very useful in the diagnosis of soft tissue, disc, and meniscus injuries.

Medial Collateral Ligament (MCL) – Ligament on the medial aspect of the knee that connects the femur to the tibia and provides medial stability to the joint.

Meniscus – Crescent-shaped cartilage located within the knee that works to absorb weight and provide stability.

Metatarsals – Five long bones of the foot, running from the ankle to the toes.

Microfracture Surgery – An orthopedic surgical technique that can help restore knee cartilage by creating tiny fractures in the adjacent bones, causing new cartilage to develop. It can be used to treat both degenerative knee problems as well as cartilage injuries, and has gained a high profile in the sports world in recent years.

Patella – The kneecap. The patella functions to protect the distal end of the femur as well as to increase the mechanical advantage and force-generating capacities of the quadriceps muscle group.

Patella Tendinitis – Inflammation of the patellar ligament; also known as **jumper's knee.**

Plantar Fascia – The tight band of connective tissue in the arch of the foot.

Plantar Fasciitis – Inflammation of the plantar fascia; associated with overuse or acute foot injuries.

Posterior Cruciate Ligament (PCL) – A primary stabilizing ligament of the knee that prevents backward displacement of the tibia.

Quadricep Muscles – A group of four muscles in the thigh that works to extend the knee.

Reconstruction – Surgical rebuilding of a joint using natural, artificial or transplanted materials.

Rotator Cuff – Group of four shoulder muscles responsible for moving the shoulder in internal and external rotation and assisting with overall shoulder stability.

Shin Splint – A catch-all syndrome describing pain in the shin that is not a fracture or tumor and cannot be defined otherwise.

Spasm – A sudden, violent and involuntary muscle contraction.

Sprain – A twisting, stretching, pulling or tearing of a ligament.

1st Degree: A stretching but no tearing of a ligament. Athlete may either return to play immediately or will miss very little activity.

2nd Degree: A partial tear of a ligament. Bracing may be required. Athlete may miss one to four weeks.

3rd Degree: A complete tear of the ligament. Depending upon the ligament involved, bracing or even surgery may be required. Athlete may be out of activity from three weeks to one year or longer.

Sternum – The breast bone.

Strain – The stretching, pulling or twisting of a muscle or tendon.

1st Degree: A stretching but no tear of the muscle or tendon. Athlete may either return to play immediately or will usually miss very little activity.

2nd Degree: A partial tear of a muscle or tendon. Athlete may miss one to four weeks.

3rd Degree: A complete tear of a muscle or tendon. Depending upon the muscle or tendon involved surgery may be required. Athlete may be out of activity from three weeks to one year or longer.

Stress Fracture – A hairline break in a bone usually caused by overuse.

Subluxation – Partial dislocation of a joint. The term usually implies that the joint can be returned to its normal position without formal reduction.

Tendinitis – Inflammation of the tendon and/or tendon sheath, usually caused by chronic overuse.

Triceps – Muscle on the back of the upper arm that is responsible for extending the elbow and shoulder.

Ultrasound – An electrical modality that transmits sound waves through an applicator into soft tissue in order to heat the area.



PRESENTED BY

WesternUnion \\WU

SEASON IN REVIEW

2020-21 DENVER NUGGETS MEDIA GUIDE

2019-20 DENVER NUGGETS ROSTER

2019-20 ROSTER

NO.	PLAYER	POS	HT	WT	COLLEGE/COUNTRY	EXP.
5	Will Barton	G	6-6	190	Memphis/USA	7
6	Keita Bates-Diop	F	6-8	229	Ohio State/USA	1
10	Bol Bol	F	7-2	220	Oregon/Sudan	R
31	Vlatko Cancar	F	6-8	236	KK Mega Bemax/Slovenia	R
25	Tyler Cook	F	6-8	225	Iowa/USA	R
3	Torrey Craig	F	6-6	215	USC Upstate/USA	2
30	Troy Daniels	G	6-4	200	VCU/USA	6
35	PJ Dozier	G	6-6	205	South Carolina/USA	2
9	Jerami Grant	F	6-8	210	Syracuse/USA	5
14	Gary Harris	G	6-4	210	Michigan State/USA	5
15	Nikola Jokic	C	6-10	250	KK Mega Vizura/Serbia	4
4	Paul Millsap	F	6-8	246	Louisiana Tech/USA	13
11	Monte Morris	G	6-3	175	Iowa State/USA	2
27	Jamal Murray	G	6-4	207	Kentucky/Canada	3
24	Mason Plumlee	F/C	6-11	235	Duke/USA	6
1	Michael Porter Jr.	F	6-10	210	Missouri/USA	1
32	Noah Vonleh	C	6-10	257	Indiana/USA	5

*Denotes Two-Way Contract

Head Coach: ..... Michael Malone (Loyola-MD)
Assistant Coaches: ..... Wes Unseld Jr. (Johns Hopkins), David Adelman (Portland), Jordi Fernandez (Inefc Lleida), Ryan Bowen (Iowa), Charles Klask (Michigan State), John Beckett (Eckerd College)
Director Player Development: ..... Ognjen Stojakovic (Serbia)
Player Development: ..... Stephen Graham (Oklahoma State), Boniface N'Dong
Special Assistant to the Head Coach: ..... Andrew Munson (Iowa)
Assistant Video Coordinator: ..... Travess Armenta (Northern Colorado)
Video Room Associate: ..... Jordan Bickerstaff (Whittier College)
Director of Sports Medicine ..... Steve Short (Dayton)
Head Athletic Trainer: ..... Dan Shimensky (Utah)
Head Strength and Conditioning Coach: ..... Felipe Eichenberger (N.W. Oklahoma State University)
Assistant Strength and Conditioning Coach: ..... Claus Antunes de Souza (Tulsa)
Associate Head Athletic Trainer: ..... Jason Miller (Iowa)
Physical Therapist/Lead Sports Scientist: ..... Matt Tuttle (NY-Upstate)
Massage Therapist: ..... Margo Osborne

PRONUNCIATION GUIDE:
Vlatko Cancar (CHAN-char)
Nikola Jokic (ni-KOLA yo-kitch)

NUGGETS 2019-20 TEAM HIGHS & LOWS

	HIGH	LOW
Points	134 (2) vs. UTA, 8/8	91 @ ORL, 11/2
Field Goals Made	53 vs. MIN, 2/23	27 @ ORL, 11/2
Field Goals Attempted	108 vs. UTA, 8/8 (2OT)	73 @ ORL, 11/2
Field Goal Percentage	.589 (53-90) vs. MIN, 2/23	.367 (36-98) @ SAC, 10/28
Three-Pointers Made	22 @ MIL, 1/31	3 (2) vs. GSW, 3/3
Three-Pointers Attempted	46 @ MIL, 1/31	19 vs. DET, 2/25
Three-Point Percentage	.565 (13-23) @ LAL, 8/10	.130 (3-23) vs. IND, 1/19
Free-Throws Made	30 @ OKC, 8/3	3 @ CLE, 3/7
Free-Throws Attempted	39 (2) @ OKC, 8/3	8 (2) @ DAL, 3/11

	HIGH	LOW
Free-Throw Percentage	1.000 (2) (9-9) @ MIL, 1/31	.375 (3-8) @ CLE, 3/7
Total Rebounds	62 vs. BKN, 11/14	33 (2) @ CLE, 3/7
Offensive Rebounds	24 @ NOP, 1/24	3 (3) @ DAL, 3/11
Defensive Rebounds	48 (2) vs. WAS, 11/26	24 (2) @ CLE, 3/7
Assists	38 (2) vs. TOR, 3/1	15 @ ORL, 11/2
Steals	15 @ CLE, 3/7	4 (6) vs. LAC, 8/12
Turnovers	21 (2) @ GSW, 1/16 (OT)	0 @ CLE, 3/7
Blocked Shots	32 vs. MIA, 8/1	9 vs. NYK, 12/15
Personal Fouls	37 @ NYK, 12/5	1 (2) @ DAL, 1/8

OPPONENTS 2019-20 TEAM HIGHS & LOWS

	HIGH	LOW
Points	132 (2) by UTA, 8/8 (2OT)	86 by CHA, 1/15
Field Goals Made	50 @ WAS, 1/4	32 (2) by HOU, 11/20
Field Goals Attempted	105 by UTA, 8/8 (2OT)	72 by MIA, 8/1
Field Goal Percentage	.561 (46-82) @ MEM, 1/28	.351 (34-97) @ MIN, 11/10 (OT)
Three-Pointers Made	23 by POR, 8/6	6 (5) @ MEM, 1/28
Three-Pointers Attempted	55 by UTA, 8/8 (2OT)	16 @ WAS, 1/4
Three-Point Percentage	.590 (23-39) by POR, 8/6	.133 (6-45) @ MIN, 11/10 (OT)
Free-Throws Made	32 by MIA, 8/1	6 @ MEM, 1/28
Free-Throws Attempted	37 by MIA, 8/1	8 @ BOS, 12/6

	HIGH	LOW
Free-Throw Percentage	1.000 (2) (23-23) @ PHX, 2/8	.429 (6-14) @ MEM, 1/28
Total Rebounds	56 by LAL, 12/3	32 @ LAL, 8/10
Offensive Rebounds	18 (2) @ HOU, 1/22	2 @ NOP, 10/31
Defensive Rebounds	44 (2) by BKN, 11/14	18 @ LAL, 8/10
Assists	36 @ GSW, 1/16 (OT)	13 @ POR, 10/23
Steals	12 (6) @ OKC, 2/21	1 (2) by IND, 1/19
Turnovers	23 by UTA, 8/8 (2OT)	7 (3) by LAC, 8/12
Blocked Shots	11 @ MEM, 1/28	0 @ PHX, 12/23
Personal Fouls	29 @ LAC, 2/28	2 @ CLE, 3/7

2019-20 GAME-BY-GAME RESULTS

NO.	DATE	OPPONENT	W-L	SCORE	HOME	ROAD	TOTAL	HIGH SCORING	HIGH REBOUNDS	HIGH ASSISTS	OPP. SCORING	ATTEND.
1	Oct 23	@Portland	W	108-100	0-0	1-0	1-0	Jokic-20	Jokic-13	Murray-6	Lillard-32	19,991
2	Oct 25	PHOENIX	W	108-107(OT)	1-0	1-0	2-0	Murray-27	Jokic-14	Jokic-12	Oubre-23	19,557
3	Oct 28	@Sacramento	W	101-94	1-0	2-0	3-0	Murray-18	Jokic-13	Tied with-3	Holmes-24	15,870
4	Oct 29	DALLAS	L	106-109	1-1	2-0	3-1	Millsap-23	Barton-11	Jokic-10	Kleber-14 Hardaway-14	16,605
5	Oct 31	@New Orleans	L	107-122	1-1	2-1	3-2	Porter-15	Plumlee-7	Morris-8	Okafor-26	16,613
6	Nov 2	@Orlando	W	91- 87	1-1	3-1	4-2	Murray-22	Millsap-11	Harris-4 Jokic-4	Vucevic-24	17,025
7	Nov 5	MIAMI	W	109- 89	2-1	3-1	5-2	Murray-21	Barton-10	Morris-8	Butler-16	18,010
8	Nov 8	PHILADELPHIA	W	100- 97	3-1	3-1	6-2	Jokic-26	Jokic-10	Murray-11	Embiid-19	19,520
9	Nov 10	@Minnesota	W	100- 98(OT)	3-1	4-1	7-2	Jokic-20	Barton-12	Jokic-7	Towns-25 Wiggins-25	13,553
10	Nov 12	ATLANTA	L	121-125	3-2	4-1	7-3	Barton-21	Barton-9	Murray-8	Young-42	18,327
11	Nov 14	BROOKLYN	W	101- 93	4-2	4-1	8-3	Millsap-18 Jokic-18	Jokic-10	Morris-7	Allen-17 Irving-17 Dinwiddie-17	18,394
12	Nov 17	@Memphis	W	131-114	4-2	5-1	9-3	Murray-39	Plumlee-7	Jokic-8 Murray-8	Ja. Jackson-22	14,227
13	Nov 20	HOUSTON	W	105-95	5-2	5-1	10-3	Jokic-27	Jokic-12	Murray-9	Harden-27	17,778
14	Nov 22	BOSTON	W	96-92	6-2	5-1	11-3	Murray-22	Jokic-16	Jokic-10	Brown-22	19,520
15	Nov 24	PHOENIX	W	116-104	7-2	5-1	12-3	Millsap-23	Jokic-13	Jokic-5	Diallo-22	19,520
16	Nov 26	WASHINGTON	W	117-104	8-2	5-1	13-3	Grant-20	Jokic-20	Barton-8	McRae-21	18,673
17	Nov 30	@Sacramento	L	97-100(OT)	8-2	5-2	13-4	Harris-25	Barton-12	Jokic-6 Murray-6	Barnes-30	17,583
18	Dec 3	L.A. LAKERS	L	96-105	8-3	5-2	13-5	Murray-22	Millsap-8	Jokic-8	James-25 Davis-25	19,658
19	Dec 5	@New York	W	129-92	8-3	6-2	14-5	Barton-17	Plumlee-11	Jokic-8	Robinson-17	18,171
20	Dec 6	@Boston	L	95-108	8-3	6-3	14-6	Jokic-30	Jokic-10	Harris-4 Jokic-4	Tatum-26	19,156
21	Dec 8	@Brooklyn	L	102-105	8-3	6-4	14-7	Jokic-24	Jokic-11	Jokic-6	Dinwiddie-24	16,679
22	Dec 10	@Philadelphia	L	92-97	8-3	6-5	14-8	Barton-26	Barton-7 Jokic-7	Jokic-11	Embiid-22	20,591
23	Dec 12	PORTLAND	W	114-99	9-3	6-5	15-8	Jokic-20 Grant-20	Barton-11 Jokic-11	Morris-7	Whiteside-33	18,828
24	Dec 14	OKLAHOMA CITY	W	110-102	10-3	6-5	16-8	Jokic-28	Jokic-14	Jokic-12	Schroder-22	19,520
25	Dec 15	NEW YORK	W	111-105	11-3	6-5	17-8	Jokic-25	Jokic-10	Plumlee-6	Morris-22	18,867
26	Dec 18	ORLANDO	W	113-104	12-3	6-5	18-8	Murray-33	Millsap-12	Jokic-12	Vucevic-20	18,182
27	Dec 20	MINNESOTA	W	109-100	13-3	6-5	19-8	Murray-28	Jokic-10	Jokic-10	Wiggins-19	19,520
28	Dec 22	@L.A. Lakers	W	128-104	13-3	7-5	20-8	Millsap-21	Barton-13	Tied with-5	Davis-32	18,997
29	Dec 23	@Phoenix	W	113-111	13-3	8-5	21-8	Murray-28	Jokic-12	Jokic-10	Rubio-21	16,041
30	Dec 25	NEW ORLEANS	L	100-112	13-4	8-5	21-9	Jokic-23	Jokic-10	Morris-6	Ingram-31	19,520
31	Dec 28	MEMPHIS	W	119-110	14-4	8-5	22-9	Jokic-31	Jokic-10	Jokic-10	Ja. Jackson-20	19,697
32	Dec 29	SACRAMENTO	W	120-115	15-4	8-5	23-9	Barton-19 Porter-19	Jokic-8	Murray-7	Bjelica-27	19,520
33	Dec 31	@Houston	L	104-130	15-4	8-6	23-10	Jokic-21	Barton-9 Millsap-9	Barton-7	Harden-35	18,055
34	Jan 2	@Indiana	W	124-116	15-4	9-6	24-10	Porter-25	Barton-10	Murray-7	Lamb-30	16,688
35	Jan 4	@Washington	L	114-128	15-4	9-7	24-11	Murray-39	Jokic-10	Jokic-4 Murray-4	Smith-32	16,233
36	Jan 6	@Atlanta	W	123-115	15-4	10-7	25-11	Jokic-47	Barton-9	Murray-8	Young-29	15,286
37	Jan 8	@Dallas	W	107-106	15-4	11-7	26-11	Jokic-33	Hernangomez-7	Jokic-7	Doncic-27	20,314
38	Jan 11	CLEVELAND	L	103-111	15-5	11-7	26-12	Murray-24	Jokic-12	Jokic-5	Sexton-25	19,533
39	Jan 12	L.A. CLIPPERS	W	114-104	16-5	11-7	27-12	Jokic-20	Jokic-15	Morris-6 Jokic-6	Leonard-30	19,520
40	Jan 15	CHARLOTTE	W	100-86	17-5	11-7	28-12	Porter-19	Jokic-8 Porter-8	Jokic-8	Rozier-20	19,520
41	Jan 16	@Golden State	W	134-131(OT)	17-5	12-7	29-12	Barton-31	Plumlee-15	Jokic-8	Burks-25	18,064
42	Jan 19	INDIANA	L	107-115	17-6	12-7	29-13	Jokic-30	Jokic-10	Barton-5 Morris-5	McDermott-24	19,520
43	Jan 20	@Minnesota	W	107-100	17-6	13-7	30-13	Porter-20	Porter-14	Morris-8	Towns-28	12,172
44	Jan 22	@Houston	L	105-121	17-6	13-8	30-14	Jokic-19	Jokic-12	Jokic-10	Westbrook-28	18,055
45	Jan 24	@New Orleans	W	113-106	17-6	14-8	31-14	Jokic-27	Jokic-12	Jokic-7	Redick-18	16,398
46	Jan 26	HOUSTON	W	117-110	18-6	14-8	32-14	Grant-25	Jokic-12	Jokic-11	Westbrook-32	19,520
47	Jan 28	@Memphis	L	96-104	18-6	14-9	32-15	Jokic-25	Jokic-13	Morris-6	Brooks-24	14,365
48	Jan 30	UTAH	W	106-100	19-6	14-9	33-15	Jokic-28	Porter-12	Jokic-10	Clarkson-37	19,520
49	Jan 31	@Milwaukee	W	127-115	19-6	15-9	34-15	Barton-24	Porter-11	Jokic-9	G. Antetokounmpo-3	18,141
50	Feb 2	@Detroit	L	123-128(OT)	19-6	15-10	34-16	Jokic-39	Jokic-10	Jokic-11	Drummond-21	15,488
51	Feb 4	PORTLAND	W	127-99	20-6	15-10	35-16	Jokic-29	Jokic-13	Jokic-9	Lillard-21	19,520
52	Feb 5	@Utah	W	98-95	20-6	16-10	36-16	Murray-31	Jokic-21	Jokic-10	Conley-21	18,306
53	Feb 8	@Phoenix	W	117-108	20-6	17-10	37-16	Murray-36	Millsap-11	Jokic-6	Ayton-28	16,843
54	Feb 10	SAN ANTONIO	W	127-120	21-6	17-10	38-16	Murray-26	Jokic-8	Jokic-13	Aldridge-33	19,520
55	Feb 12	L.A. LAKERS	L	116-120(OT)	21-7	17-10	38-17	Murray-32	Jokic-11	Murray-10	Davis-33	19,860
56	Feb 21	@Oklahoma City	L	101-113	21-7	17-11	38-18	Jokic-32	Barton-9	Barton-5 Jokic-5	Paul-29	18,203
57	Feb 23	MINNESOTA	W	128-116	22-7	17-11	39-18	Millsap-25	Millsap-7 Jokic-7	Tied with-6	Martin-21	19,626
58	Feb 25	DETROIT	W	115-98	23-7	17-11	40-18	Grant-29	Porter-8	Murray-8	Wood-20 Rose-20	19,143
59	Feb 28	@L.A. Clippers	L	103-132	23-7	17-12	40-19	Jokic-21	Jokic-9	Barton-4	George-24	19,068
60	Mar 1	TORONTO	W	133-118	24-7	17-12	41-19	Jokic-23	Jokic-18	Jokic-11	Anunoby-32	19,777
61	Mar 3	GOLDEN STATE	L	100-116	24-8	17-12	41-20	Barton-18 Millsap-18	Jokic-13	Jokic-7	Paschall-22 Wiggins-22	19,520
62	Mar 5	@Charlotte	W	114-112	24-8	18-12	42-20	Murray-18	Jokic-11	Jokic-8	Graham-24	13,311
63	Mar 7	@Cleveland	L	102-104	24-8	18-13	42-21	Barton-22	Barton-8 Jokic-8	Jokic-8	Love-27	19,432
64	Mar 9	MILWAUKEE	W	109-95	25-8	18-13	43-21	Murray-21	Millsap-10	Jokic-7	Korver-23	19,838
65	Mar 11	@Dallas	L	97-113	25-8	18-14	43-22	Murray-25	Jokic-13	Jokic-8	Marjanovic-31	20,302
66	Aug 1	MIAMI	L	105-125	25-9	18-14	43-23	Jokic-19 Grant-19	Jokic-7	Jokic-6	Adebayo-22 Butler-22	1
67	Aug 3	@Oklahoma City	W121-113(OT)		25-9	19-14	44-23	Porter-37	Jokic-12 Porter-12	Jokic-10	Gilgeous-Alexand-2	1
68	Aug 5	@San Antonio	W	132-126	25-9	20-14	45-23	Porter-30	Porter-15	Jokic-11	Gay-24	1
69	Aug 6	PORTLAND	L	115-125	25-10	20-14	45-24	Porter-27	Porter-12	Jokic-13	Lillard-45	1
70	Aug 8	UTAH	W	134-132(2OT)	26-10	20-14	46-24	Jokic-30	Murray-12	Murray-8	Mitchell-35	1
71	Aug 10	@L.A. Lakers	L	121-124	26-10	20-15	46-25	Dozier-18	Bol-5	Plumlee-5	James-29	1
72	Aug 12	L.A. CLIPPERS	L	111-124	26-11	20-15	46-26	Grant-25	Jokic-7	Jokic-13	George-27	1
73	Aug 14	@Toronto	L	109-117	26-11	20-16	46-27	Dozier-20	Morris-6 Bates-Diop-6	Dozier-8	Johnson-23	1



2019-20 DENVER NUGGETS FINAL REGULAR SEASON STATS (46-27)

				FIELD GOALS			3PT FIELD GOALS			FREE THROWS			REBOUNDS										
PLAYER	**G**	**GS**	**MIN**	**FG**	**FGA**	**PCT**	**FG**	**FGA**	**PCT**	**FT**	**FTA**	**PCT**	**OFF**	**DEF**	**TOT**	**AST**	**PF**	**DQ**	**STL**	**TO**	**BLK**	**PTS**	**AVG**
Jokic	73	73	2336	565	1071	.528	80	255	.314	246	301	.817	166	545	711	512	222	1	85	226	44	1456	19.9
Murray	59	59	1904	408	894	.456	112	324	.346	163	185	.881	45	191	236	284	102	0	67	127	17	1091	18.5
Barton	58	58	1916	332	738	.450	108	288	.375	102	133	.767	76	289	365	212	121	0	61	88	29	874	15.1
Grant	71	24	1892	303	634	.478	98	252	.389	147	196	.750	58	190	248	88	154	0	50	63	57	851	12.0
Millsap	51	48	1240	211	438	.482	54	124	.435	115	141	.816	98	195	293	83	150	0	44	70	30	591	11.6
Harris	56	55	1780	218	519	.420	70	210	.333	75	92	.815	26	137	163	118	116	1	76	60	14	581	10.4
Porter	55	8	903	195	383	.509	62	147	.422	60	72	.833	66	193	259	46	100	0	27	49	25	512	9.3
Morris	73	12	1636	260	566	.459	65	172	.378	75	89	.843	24	113	137	255	73	0	55	53	17	660	9.0
Beasley	41	0	746	117	301	.389	58	161	.360	33	38	.868	9	68	77	48	50	0	31	36	6	325	7.9
Plumlee	61	1	1057	177	288	.615	0	5	.000	83	155	.535	98	219	317	154	143	1	33	82	38	437	7.2
Bates-Diop (TOT)	44	0	744	100	234	.427	34	103	.330	54	75	.720	25	102	127	30	43	0	19	17	24	288	6.5
Bates-Diop (DEN)	7	0	98	13	28	.464	3	9	.333	8	10	.800	4	13	17	0	7	0	2	3	4	37	5.3
Dozier	29	0	412	65	157	.414	17	49	.347	21	29	.724	10	45	55	63	45	0	14	27	6	168	5.8
Bol	7	0	87	14	28	.500	4	9	.444	8	10	.800	5	14	19	6	11	0	2	10	6	40	5.7
Craig	58	27	1072	124	269	.461	45	138	.326	22	36	.611	63	126	189	47	135	2	23	25	36	315	5.4
Daniels (TOT)	47	0	532	72	186	.387	46	132	.348	10	16	.625	12	40	52	17	37	0	11	12	3	200	4.3
Daniels (DEN)	6	0	76	10	28	.357	6	20	.300	0	0	---	0	6	6	3	7	0	3	3	0	26	4.3
Vonleh (TOT)	36	1	378	52	92	.565	3	15	.200	25	32	.781	37	87	124	28	40	0	11	21	6	132	3.7
Vonleh (DEN)	7	0	30	5	6	.833	1	1	1.000	2	4	.500	3	5	8	2	4	0	0	2	0	13	1.9
Hernangomez	34	0	422	38	110	.345	15	60	.250	16	25	.640	24	71	95	22	29	0	5	18	5	107	3.1
McRae	4	0	32	2	6	.333	2	4	.500	3	4	.750	1	4	5	4	2	0	2	0	1	9	2.3
Cook (TOT)	13	0	54	8	12	.667	0	0	---	7	8	.875	6	8	14	1	5	0	3	3	0	23	1.8
Cook (DEN)	2	0	19	1	2	.500	0	0	---	2	2	1.000	2	2	4	0	1	0	2	2	0	4	2.0
Cancar	14	0	45	6	15	.400	1	6	.167	4	4	1.000	5	5	10	3	7	0	1	3	1	17	1.2
Vanderbilt	9	0	41	5	7	.714	0	0	---	0	0	---	3	5	8	2	6	0	3	7	1	10	1.1
NUGGETS	**73**	**-**	**17745**	**3069**	**6488**	**.473**	**801**	**2234**	**.359**	**1185**	**1526**	**.777**	**786**	**2436**	**3222**	**1952**	**1485**	**5**	**586**	**1005**	**337**	**8124**	**111.3**
OPPONENTS	**73**	**-**	**17745**	**2919**	**6311**	**.463**	**885**	**2473**	**.358**	**1247**	**1643**	**.759**	**736**	**2377**	**3113**	**1852**	**1494**	**14**	**525**	**1041**	**324**	**7970**	**109.2**

2019-20 DENVER NUGGETS FINAL REGULAR SEASON STATS

	SINGLE-GAME HIGHS							AVERAGE PER GAME							CAREER HIGHS						
PLAYER	**MIN**	**REB**	**AST**	**ST**	**TO**	**BL**	**PTS**	**MIN**	**REB**	**AST**	**STL**	**TO**	**BLK**	**PTS**	**FG**	**FGA**	**FT**	**FTA**	**REB**	**AST**	**PTS**
Jokic	44	21	13	4	9	3	47	32.0	9.7	7.0	1.16	3.1	0.60	19.9	17	29	11T	16C	21T	17	47C
Murray	44	12	11	6	7	2	39	32.3	4.0	4.8	1.14	2.2	0.29	18.5	19	30	10T	11T	12C	15	48
Barton	43	13	8	4	5	3	31	33.0	6.3	3.7	1.05	1.5	0.50	15.1	13	25	11C	12T	13T	10	37
Grant	47	9	6	4	4	7	29	26.6	3.5	1.2	0.70	0.9	0.80	12.0	12C	20	9	14	14	6T	29C
Millsap	35	12	4	5	4	2	25	24.3	5.7	1.6	0.86	1.4	0.59	11.6	19	29	15	16	24	10	46
Harris	40	8	5	5	5	2	25	31.8	2.9	2.1	1.36	1.1	0.25	10.4	16	25	8	8	8T	9	36
Porter	45	15	5	3	4	2	37	16.4	4.7	0.8	0.49	0.9	0.45	9.3	12C	19C	9C	9C	15C	5C	37C
Morris	42	7	8	3	3	2	19	22.4	1.9	3.5	0.75	0.7	0.23	9.0	9	16	7C	8C	7T	10	22
Beasley	39	5	4	3	3	1	27	18.2	1.9	1.2	0.76	0.9	0.15	7.9	14	25	6	7	10	5	35
Plumlee	34	15	6	3	5	4	16	17.3	5.2	2.5	0.54	1.3	0.62	7.2	10	15	10	16	19	12	27
Bates-Diop (TOT)	37	8	6	2	2	3	22	16.9	2.9	0.7	0.43	0.4	0.55	6.5	9C	18C	6C	8C	8C	6C	22C
Bates-Diop (DEN)	24	6	0	1	2	2	11	14.0	2.4	0.0	0.29	0.4	0.57	5.3							
Dozier	31	5	8	3	4	2	20	14.2	1.9	2.2	0.48	0.9	0.21	5.8	7C	14	6C	7C	11	8C	20C
Bol	25	5	2	1	2	3	9	12.4	2.7	0.9	0.29	1.4	0.86	5.7	4C	7C	4C	5C	5C	2C	9C
Craig	36	12	4	2	2	4	17	18.5	3.3	0.8	0.40	0.4	0.62	5.4	8	14	5	5T	16	4T	22
Daniels (TOT)	28	6	3	1	3	1	17	11.3	1.1	0.4	0.23	0.3	0.06	4.3	12	23	5	5	7	5	32
Daniels (DEN)	28	3	1	1	3	0	10	12.7	1.0	0.5	0.50	0.5	0.00	4.3							
Vonleh (TOT)	24	9	4	2	3	1	9	10.5	3.4	0.8	0.31	0.6	0.17	3.7	9	18	5	8	19	9	22
Vonleh (DEN)	12	4	1	0	1	0	4	4.3	1.1	0.3	0.00	0.3	0.00	1.9							
Hernangomez	29	11	4	1	3	2	15	12.4	2.8	0.6	0.15	0.5	0.15	3.1	9	18	6	8	13	5	27
McRae	17	5	3	1	0	1	8	8.1	1.3	1.0	0.50	0.0	0.25	2.3	14	29	8	9	8	8	36
Cook (TOT)	16	4	1	2	2	0	4	4.2	1.1	0.1	0.23	0.2	0.00	1.8	1C	2C	2C	2C	4C	1C	4C
Cook (DEN)	16	4	0	2	2	0	4	9.6	2.0	0.0	1.00	1.0	0.00	2.0							
Cancar	17	4	1	1	2	1	4	3.2	0.7	0.2	0.07	0.2	0.07	1.2	2C	4C	2C	2C	4C	1C	4C
Vanderbilt	8	3	1	1	2	1	4	4.6	0.9	0.2	0.33	0.8	0.11	1.1	4	4	2	3	7	1T	10
NUGGETS	**290**	**62**	**38**	**15**	**21**	**12**	**134**	**243.1**	**44.1**	**26.7**	**8.03**	**13.8**	**4.62**	**111.3**	**68**	**130**	**51**	**65**	**73**	**52**	**184**
OPPONENTS	**290**	**56**	**36**	**12**	**23**	**11**	**132**	**243.1**	**42.6**	**25.4**	**7.19**	**14.3**	**4.44**	**109.2**	**74**	**136**	**52**	**66**	**75**	**52**	**186**

(C=SET, T=TIED THIS SEASON)



HOME GAMES (26-11)

				-FIELD GOALS-			-3-POINT FG-			-FREE THROWS-			-REBOUNDS-										
PLAYER	**G**	**GS**	**MIN**	**FG**	**FGA**	**PCT**	**FG**	**FGA**	**PCT**	**FT**	**FTA**	**PCT**	**OFF**	**DEF**	**TOT**	**AST**	**PF**	**DQ**	**STL**	**TO**	**BLK**	**PTS**	**AVG**	**HI**
Jokic	37	37	1196	282	533	.529	42	126	.333	124	154	.805	83	295	378	284	118	1	53	116	22	730	19.7	
Murray	32	32	1067	216	489	.442	54	177	.305	102	119	.857	28	116	144	160	56	0	39	70	10	588	18.4	
Barton	31	31	1010	175	385	.455	49	145	.338	44	60	.733	36	149	185	99	68	0	32	45	18	443	14.3	
Grant	37	14	1011	177	350	.506	55	140	.393	87	117	.744	25	112	137	39	80	0	20	32	26	496	13.4	
Millsap	24	22	586	114	226	.504	33	66	.500	60	76	.789	54	93	147	44	71	0	19	28	15	321	13.4	
Harris	29	29	929	117	267	.438	40	108	.370	31	37	.838	14	66	80	68	56	0	41	27	6	305	10.5	
Porter	29	5	462	94	198	.475	26	79	.329	28	34	.824	34	92	126	23	53	0	15	19	12	242	8.3	
Plumlee	32	1	561	104	164	.634	0	3	.000	53	97	.546	49	118	167	81	76	0	12	42	15	261	8.2	
Morris	37	4	791	118	260	.454	28	72	.389	30	37	.811	8	56	64	135	31	0	21	25	11	294	7.9	
Bates-Diop (TOT)	22	0	361	56	123	.455	16	49	.327	25	33	.758	13	56	69	20	23	0	9	10	17	153	7.0	
Bates-Diop (DEN)	4	0	37	5	8	.625	1	1	1.000	1	2	.500	1	4	5	0	0	0	1	1	2	12	3.0	
Beasley	18	0	289	44	123	.358	18	64	.281	12	15	.800	6	31	37	23	21	0	8	14	2	118	6.6	
Craig	28	10	515	66	131	.504	21	58	.362	14	21	.667	34	53	87	23	63	1	11	11	21	167	6.0	
Bol	4	0	46	9	15	.600	2	5	.400	1	1	1.000	4	6	10	2	5	0	2	6	2	21	5.3	
Daniels (TOT)	22	0	234	36	85	.424	23	62	.371	5	6	.833	6	22	28	7	16	0	4	5	2	100	4.5	
Daniels (DEN)	3	0	24	3	8	.375	2	6	.333	0	0	---	0	2	2	2	3	0	1	0	0	8	2.7	
Dozier	16	0	179	27	75	.360	6	24	.250	5	8	.625	4	21	25	30	24	0	5	9	1	65	4.1	
Vonleh (TOT)	20	1	184	29	53	.547	3	9	.333	16	21	.762	25	36	61	14	21	0	5	15	2	77	3.9	
Vonleh (DEN)	6	0	24	4	4	1.000	1	1	1.000	2	4	.500	3	5	8	1	4	0	0	2	0	11	1.8	
McRae	3	0	27	2	5	.400	2	4	.500	3	4	.750	1	4	5	4	2	0	1	0	1	9	3.0	
Hernangomez	15	0	200	15	47	.319	2	23	.087	7	13	.538	12	40	52	8	14	0	4	10	2	39	2.6	
Cook (TOT)	6	0	14	3	3	1.000	0	0	---	2	2	1.000	4	4	8	0	0	0	0	0	0	8	1.3	
Cook (DEN)	1	0	3	0	0	---	0	0	---	0	0	---	0	0	0	0	0	0	0	0	0	0	0.0	
Cancar	6	0	11	3	5	.600	0	1	.000	0	0	---	0	1	1	0	2	0	0	0	0	6	1.0	
Vanderbilt	3	0	13	1	1	1.000	0	0	---	0	0	---	1	2	3	1	2	0	1	4	0	2	0.7	
NUGGETS	**37**	**-**	**8980**	**1576**	**3294**	**.478**	**382**	**1103**	**.346**	**604**	**799**	**.756**	**397**	**1266**	**1663**	**1027**	**749**	**2**	**286**	**485**	**166**	**4138**	**111.8**	
OPPONENTS	**37**	**-**	**8980**	**1457**	**3195**	**.456**	**452**	**1289**	**.351**	**615**	**816**	**.754**	**362**	**1201**	**1563**	**938**	**782**	**9**	**252**	**519**	**151**	**3981**	**107.6**	

AWAY GAMES (20-16)

				-FIELD GOALS-			-3-POINT FG-			-FREE THROWS-			-REBOUNDS-										
PLAYER	**G**	**GS**	**MIN**	**FG**	**FGA**	**PCT**	**FG**	**FGA**	**PCT**	**FT**	**FTA**	**PCT**	**OFF**	**DEF**	**TOT**	**AST**	**PF**	**DQ**	**STL**	**TO**	**BLK**	**PTS**	**AVG**
Jokic	36	36	1139	283	538	.526	38	129	.295	122	147	.830	83	250	333	228	104	0	32	110	22	726	20.2
Murray	27	27	837	192	405	.474	58	147	.395	61	66	.924	17	75	92	124	46	0	28	57	7	503	18.6
Barton	27	27	906	157	353	.445	59	143	.413	58	73	.795	40	140	180	113	53	0	29	43	11	431	16.0
Grant	34	10	881	126	284	.444	43	112	.384	60	79	.759	33	78	111	49	74	0	30	31	31	355	10.4
Porter	26	3	441	101	185	.546	36	68	.529	32	38	.842	32	101	133	23	47	0	12	30	13	270	10.4
Harris	27	26	852	101	252	.401	30	102	.294	44	55	.800	12	71	83	50	60	1	35	33	8	276	10.2
Morris	36	8	846	142	306	.464	37	100	.370	45	52	.865	16	57	73	120	42	0	34	28	6	366	10.2
Millsap	27	26	654	97	212	.458	21	58	.362	55	65	.846	44	102	146	39	79	0	25	42	15	270	10.0
Beasley	23	0	456	73	178	.410	40	97	.412	21	23	.913	3	37	40	25	29	0	23	22	4	207	9.0
Dozier	13	0	232	38	82	.463	11	25	.440	16	21	.762	6	24	30	33	21	0	9	18	5	103	7.9
Bol	3	0	41	5	13	.385	2	4	.500	7	9	.778	1	8	9	4	6	0	0	4	4	19	6.3
Bates-Diop (TOT)	22	0	384	44	111	.396	18	54	.333	29	42	.690	12	46	58	10	20	0	10	7	7	135	6.1
Bates-Diop (DEN)	3	0	61	8	20	.400	2	8	.250	7	8	.875	3	9	12	0	7	0	1	2	2	25	8.3
Plumlee	29	0	496	73	124	.589	0	2	.000	30	58	.517	49	101	150	73	67	1	21	40	23	176	6.1
Craig	30	17	557	58	138	.420	24	80	.300	8	15	.533	29	73	102	24	72	1	12	14	15	148	4.9
Daniels (TOT)	25	0	298	36	101	.356	23	70	.329	5	10	.500	6	18	24	10	21	0	7	7	1	100	4.0
Daniels (DEN)	3	0	52	7	20	.350	4	14	.286	0	0	---	0	4	4	1	4	0	2	3	0	18	6.0
Hernangomez	19	0	222	23	63	.365	13	37	.351	9	12	.750	12	31	43	14	15	0	1	8	3	68	3.6
Vonleh (TOT)	16	0	194	23	39	.590	0	6	.000	9	11	.818	12	51	63	14	19	0	6	6	4	55	3.4
Vonleh (DEN)	1	0	7	1	2	.500	0	0	---	0	0	---	0	0	0	1	0	0	0	0	0	2	2.0
Cook (TOT)	7	0	40	5	9	.556	0	0	---	5	6	.833	2	4	6	1	5	0	3	3	0	15	2.1
Cook (DEN)	1	0	16	1	2	.500	0	0	---	2	2	1.000	2	2	4	0	1	0	2	2	0	4	4.0
Cancar	8	0	34	3	10	.300	1	5	.200	4	4	1.000	5	4	9	3	5	0	1	3	1	11	1.4
Vanderbilt	6	0	28	4	6	.667	0	0	---	0	0	---	2	3	5	1	4	0	2	3	1	8	1.3
McRae	1	0	5	0	1	.000	0	0	---	0	0	---	0	0	0	0	0	0	1	0	0	0	0.0
NUGGETS	**36**	**-**	**8765**	**1493**	**3194**	**.467**	**419**	**1131**	**.370**	**581**	**727**	**.799**	**389**	**1170**	**1559**	**925**	**736**	**3**	**300**	**520**	**171**	**3986**	**110.7**
OPPONENTS	**36**	**-**	**8765**	**1462**	**3116**	**.469**	**433**	**1184**	**.366**	**632**	**827**	**.764**	**374**	**1176**	**1550**	**914**	**712**	**5**	**273**	**522**	**173**	**3989**	**110.8**

2019-20 FINAL STATS

	OVERALL	HOME	ROAD	OT
	46-27	**26-11**	**20-16**	**5-3**
NORTHWEST	12-2	7-1	5-1	3-0
PACIFIC	9-7	5-4	5-3	2-2
SOUTHWEST	8-7	4-2	4-5	---
SOUTHEAST	7-3	4-2	3-1	---
CENTRAL	4-4	2-2	2-2	0-1
ATLANTIC	6-4	5-0	1-4	---

WESTERN CONFERENCE (29-16)

NORTHWEST	HOME **W-L**	ROAD **W-L**	TOTAL **W-L**
Minnesota	2-0	2-0	4-0
Oklahoma City	1-0	1-1	2-1
Portland	2-1	1-0	3-1
Utah	2-0	1-0	3-0
TOTALS	**7-1**	**5-1**	**12-2**

SOUTHWEST	HOME **W-L**	ROAD **W-L**	TOTAL **W-L**
Dallas	0-1	1-1	1-2
Houston	2-0	0-2	2-2
Memphis	1-0	1-1	2-1
New Orleans	0-1	1-1	1-2
San Antonio	1-0	1-0	2-0
TOTALS	**4-2**	**4-5**	**8-7**

PACIFIC	HOME **W-L**	ROAD **W-L**	TOTAL **W-L**
Golden State	0-1	1-0	1-1
L.A. Clippers	1-1	0-1	1-2
L.A. Lakers	0-2	1-1	1-3
Phoenix	2-0	2-0	4-0
Sacramento	1-0	1-1	2-1
TOTALS	**4-4**	**5-3**	**9-7**

EASTERN CONFERENCE (17-11)

ATLANTIC	HOME **W-L**	ROAD **W-L**	TOTAL **W-L**
Boston	1-0	0-1	1-1
Brooklyn	1-0	0-1	1-1
New York	1-0	1-0	2-0
Philadelphia	1-0	0-1	1-1
Toronto	1-0	0-1	1-1
TOTALS	**5-0**	**1-4**	**6-4**

SOUTHEAST	HOME **W-L**	ROAD **W-L**	TOTAL **W-L**
Atlanta	0-1	1-0	1-1
Charlotte	1-0	1-0	2-0
Miami	1-1	---	1-1
Orlando	1-0	1-0	2-0
Washington	1-0	0-1	1-1
TOTALS	**4-2**	**3-1**	**7-3**

CENTRAL	HOME **W-L**	ROAD **W-L**	TOTAL **W-L**
Chicago	---	---	---
Cleveland	0-1	0-1	0-2
Detroit	1-0	0-1	1-1
Indiana	0-1	1-0	1-1
Milwaukee	1-0	1-0	2-0
TOTALS	**2-2**	**2-2**	**4-4**

NUGGETS RECORD BY MONTH

	OCT.	**NOV.**	**DEC.**	**JAN.**	**FEB.**	**MAR**	**AUG.**
HOME	1-1	7-1	7-2	4-2	4-1	2-1	1-3
ROAD	2-1	3-1	3-4	7-3	2-3	1-2	2-2
TOTAL	**3-2**	**10-2**	**10-6**	**11-5**	**6-4**	**3-3**	**3-5**

Most Games Over .500: 22 (46-24)
Most Games Under .500: 0
Longest Winning Streak: . . . . . .7 (12/12/19 – 12/23/19)
Home: . . . . . .5 (12/12/19 – 12/20/19)
Road: . . . . . .4 (1/6/20 - 1/20/20)
Longest Losing Streak: . . . . . .3 (2) (8/10/20 - 8/14/20)
Home: . . . . . .2 (8/1/20 - 8/6/20)
Road: . . . . . .3 (12/6/19 - 12/10/19)
Largest Margin of Victory: . . . . . .37 (129-92) @ New York, 12/5/19
Largest Margin of Defeat: . . . . . .29 (103-132) @ L.A. Clippers, 2/28/20


WU
Western Union
MILE HIGH
10
CITY

2019-20 DENVER NUGGETS INDIVIDUAL SEASON HIGHS

PLAYER	MINUTES	FIELD GOALS	FREE THROWS	OFFENSIVE REBOUNDS	DEFENSIVE REBOUNDS	TOTAL REBOUNDS	ASSISTS	STEALS	TURNOVERS	BLOCKED SHOTS	POINTS
WILL BARTON	43 JAN. 16 at G.S.	12 JAN. 6 at Atl.	11C OCT. 23 at Port.	5 (3) DEC. 22 at LA-L	11 NOV. 10 at Minn.	13T DEC. 22 at LA-L	8 (2) JAN. 31 at Milw.	4 MAR. 9 vs Milw.	5 (2) DEC. 20 vs Minn.	3 OCT. 25 vs Phoe.	31 JAN. 16 at G.S.
KEITA BATES-DIOP Min.-Den.	37T NOV. 23 vs Phoe.	9C NOV. 23 vs Phoe.	6C(2) JAN. 11 at Hou.	3 (2) JAN. 24 vs Hou.	7C JAN. 9 vs Port.	8C JAN. 9 vs Port.	6C JAN. 24 vs Hou.	2T DEC. 30 vs Brk.	2 (3) AUG. 14 at Tor.	3C JAN. 24 vs Hou.	22C NOV. 23 vs Phoe.
KEITA BATES-DIOP Den.	24 (2) AUG. 14 at Tor.	4 AUG. 10 at LA-L	4 AUG. 14 at Tor.	2 AUG. 14 at Tor.	4 AUG. 14 at Tor.	6 AUG. 14 at Tor.	0	1 (2) AUG. 14 at Tor.	2 AUG. 14 at Tor.	2 AUG. 14 at Tor.	11 AUG. 14 at Tor.
MALIK BEASLEY	39 JAN. 16 at G.S.	9 JAN. 16 at G.S.	4 (2) JAN. 26 vs Hou.	2T OCT. 25 vs Phoe.	5 JAN. 8 at Dall.	5 JAN. 8 at Dall.	4 (2) FEB. 2 at Det.	3 (5) JAN. 26 vs Hou.	3 (2) JAN. 28 at Mem.	1 (6) JAN. 24 at N.O.	27 JAN. 16 at G.S.
BOL BOL	25C AUG. 6 vs Port.	4C AUG. 6 vs Port.	4C AUG. 14 at Tor.	2C AUG. 1 vs Miami	5C AUG. 10 at LA-L	5C(2) AUG. 10 at LA-L	2C(2) AUG. 14 at Tor.	1C(2) AUG. 12 vs LA-C	2C(4) AUG. 14 at Tor.	3C AUG. 14 at Tor.	9C AUG. 6 vs Port.
VLATKO CANCAR	17C FEB. 5 at Utah	2C FEB. 4 vs Port.	2C(2) FEB. 5 at Utah	2C(2) FEB. 28 at LA-C	2C FEB. 5 at Utah	4C FEB. 5 at Utah	1C(3) JAN. 22 at Hou.	1C JAN. 22 at Hou.	2C FEB. 5 at Utah	1C FEB. 5 at Utah	4C(2) FEB. 5 at Utah
TYLER COOK Cle.-Den.	16C AUG. 14 at Tor.	1C(8) AUG. 14 at Tor.	2C(3) AUG. 14 at Tor.	2C(2) AUG. 14 at Tor.	2C(2) AUG. 14 at Tor.	4C AUG. 14 at Tor.	1C JAN. 13 at LA-L	2C AUG. 14 at Tor.	2C AUG. 14 at Tor.	0C	4C(3) AUG. 14 at Tor.
TYLER COOK Den.	16C AUG. 14 at Tor.	1T AUG. 14 at Tor.	2T AUG. 14 at Tor.	2T AUG. 14 at Tor.	2T AUG. 14 at Tor.	4C AUG. 14 at Tor.	0	2C AUG. 14 at Tor.	2C AUG. 14 at Tor.	0T	4T AUG. 14 at Tor.
TORREY CRAIG	36 (2) FEB. 5 at Utah	7 MAR. 1 vs Tor.	3 (2) FEB. 4 vs Port.	5 AUG. 8 vs Utah	8 (2) FEB. 12 vs LA-L	12 FEB. 5 at Utah	4T(3) AUG. 1 vs Miami	2 (5) AUG. 3 at OKC.	2 (2) JAN. 26 vs Hou.	4T OCT. 25 vs Phoe.	17 MAR. 1 vs Tor.
TROY DANIELS LA-L-Den.	28 AUG. 14 at Tor.	6 JAN. 15 vs Orl.	2 JAN. 13 vs Clev.	3C JAN. 31 vs Port.	5 JAN. 11 at OKC.	6 JAN. 11 at OKC.	3 NOV. 5 at Chi.	1 (11) AUG. 14 at Tor.	3 AUG. 14 at Tor.	1 (3) JAN. 23 at Brk.	17 JAN. 15 vs Orl.
TROY DANIELS Den.	28 AUG. 14 at Tor.	4 AUG. 14 at Tor.	0	0	3 AUG. 14 at Tor.	3 AUG. 14 at Tor.	1 (3) AUG. 14 at Tor.	1 (3) AUG. 14 at Tor.	3 AUG. 14 at Tor.	0	10 AUG. 14 at Tor.
PJ DOZIER	31 AUG. 14 at Tor.	7C JAN. 22 at Hou.	6C AUG. 10 at LA-L	3 FEB. 2 at Det.	5 AUG. 14 at Tor.	5 (2) AUG. 14 at Tor.	8C(2) AUG. 14 at Tor.	3C FEB. 5 at Utah	4C AUG. 5 at S.A.	2C FEB. 8 at Phoe.	20C AUG. 14 at Tor.
JERAMI GRANT	47C AUG. 8 s Utah	12C FEB. 25 vs Det.	8 (2) FEB. 28 at LA-C	6T JAN. 24 at N.O.	7 (2) FEB. 12 vs LA-L	9 JAN. 24 at N.O.	6T MAR. 1 vs Tor.	4T MAR. 7 at Clev.	4 MAR. 1 vs Tor.	7 JAN. 31 at Milw.	29C FEB. 25 vs Det.
GARY HARRIS	40 NOV. 12 vs Atl.	8 NOV. 30 at Sac.	5 (2) FEB. 5 at Utah	2 (6) MAR. 5 at Cha.	8C FEB. 5 at Utah	8T FEB. 5 at Utah	5 (5) FEB. 5 at Utah	5 MAR. 7 at Clev.	5 OCT. 23 at Port.	2T NOV. 30 at Sac.	25 NOV. 30 at Sac.

2019-20 DENVER NUGGETS INDIVIDUAL SEASON HIGHS (CONT.)

PLAYER	MINUTES	FIELD GOALS	FREE THROWS	OFFENSIVE REBOUNDS	DEFENSIVE REBOUNDS	TOTAL REBOUNDS	ASSISTS	STEALS	TURNOVERS	BLOCKED SHOTS	POINTS
JUANCHO HERNANGOMEZ	29 NOV. 17 at Mem.	5 (2) JAN. 31 at Milw.	3 FEB. 4 vs Port.	3 (2) FEB. 2 at Det.	9 FEB. 4 vs Port.	11 FEB. 4 vs Port.	4 DEC. 5 at N.Y.	1 (5) FEB. 4 vs Port.	3 FEB. 4 vs Port.	2T FEB. 4 vs Port.	15 NOV. 17 at Mem.
NIKOLA JOKIC	44 JAN. 16 at G.S.	16 (2) FEB. 2 at Det.	11T JAN. 6 at Atl.	7 JAN. 24 at N.O.	18T NOV. 26 vs Wash.	21T FEB. 5 at Utah	13 (3) AUG. 12 vs LA-C	4 (2) FEB. 25 vs Det.	9 JAN. 16 at G.S.	3 (2) FEB. 8 at Phoe.	47C JAN. 6 at Atl.
JORDAN MCRAE	17 FEB. 10 vs S.A.	2 FEB. 10 vs S.A.	2 FEB. 10 vs S.A.	1 FEB. 10 vs S.A.	4 FEB. 10 vs S.A.	5 FEB. 10 vs S.A.	3 FEB. 10 vs S.A.	1 (2) FEB. 28 at LA-C	0	1 FEB. 12 vs LA-L	8 FEB. 10 vs S.A.
PAUL MILLSAP	35 (3) AUG. 3 at OKC.	9 (2) FEB. 23 vs Minn.	9 NOV. 24 vs Phoe.	7 (2) MAR. 3 vs G.S.	9 (2) MAR. 9 vs Milw.	12 DEC. 18 vs Orl.	4 (4) AUG. 10 at LA-L	5 NOV. 17 at Mem.	4 (2) MAR. 7 at Clev.	2 (7) FEB. 23 vs Minn.	25 FEB. 23 vs Minn.
MONTE MORRIS	42C FEB. 5 at Utah	8 (3) AUG. 5 at S.A.	7C AUG. 1 vs Miami	3C(2) FEB. 2 at Det.	6 (3) AUG. 14 at Tor.	7T(2) FEB. 2 at Det.	8 (3) JAN. 20 at Minn.	3 (4) FEB. 25 vs Det.	3T(2) AUG. 1 vs Miami	2C(2) MAR. 9 vs Milw.	19 (2) AUG. 5 at S.A.
JAMAL MURRAY	44 FEB. 12 vs LA-L	14 (2) FEB. 8 at Phoe.	10T(2) JAN. 12 vs LA-C	4T(2) MAR. 7 at Clev.	10T AUG. 8 vs Utah	12C AUG. 8 vs Utah	11 NOV. 8 vs Phil.	6C NOV. 20 vs Hou.	7T NOV. 10 at Minn.	2 NOV. 8 vs Phil.	39 (2) JAN. 4 at Wash.
MASON PLUMLEE	34 DEC. 15 vs N.Y.	7 (2) MAR. 3 vs G.S.	9 DEC. 29 vs Sac.	7 JAN. 16 at G.S.	8 (2) JAN. 16 at G.S.	15 JAN. 16 at G.S.	6 (3) AUG. 5 at S.A.	3 DEC. 5 at N.Y.	5 NOV. 26 vs Wash.	4 AUG. 14 at Tor.	16 MAR. 3 vs G.S.
MICHAEL JR. PORTER	45C AUG. 8 vs Utah	12C AUG. 3 at OKC.	9C AUG. 3 at OKC.	4C(3) AUG. 5 at S.A.	12C JAN. 20 at Minn.	15C AUG. 5 at S.A.	5C JAN. 16 at G.S.	3C JAN. 28 at Mem.	4C AUG. 10 at LA-L	2C(3) JAN. 31 at Milw.	37C AUG. 3 at OKC.
JARRED VANDERBILT	8 JAN. 22 at Hou.	2 FEB. 2 at Det.	0 vs Port.	1 (3) FEB. 4 vs Port.	2 FEB. 4 vs Port.	3 FEB. 4 vs Port.	1T(2) FEB. 4 vs Port.	1T(3) FEB. 4 vs Port.	2 (2) FEB. 4 at Det.	1T FEB. 2 at Det.	4 FEB. 2
NOAH VONLEH Min.-Den.	24 DEC. 28 vs Clev.	4 (2) DEC. 28 vs Clev.	3 (5) DEC. 20 at Den.	5 NOV. 16 vs Hou.	8 DEC. 23 at G.S.	9 DEC. 28 vs Clev.	4 (2) NOV. 16 vs Hou.	2 (2) DEC. 28 vs Clev.	3 NOV. 8 vs G.S.	1 (6) JAN. 5 at Clev.	9 DEC. 20 at Den.
NOAH VONLEH Den.	12 FEB. 12 vs LA-L	1 (5) AUG. 14 at Tor.	1 (2) AUG. 12 vs LA-C	1 (3) MAR. 9 vs Milw.	3 FEB. 12 vs LA-L	4 FEB. 12 vs LA-L	1 (2) AUG. 14 at Tor.	0	1 (2) FEB. 23 vs Minn.	0	4 FEB. 12 vs LA-L
NUGGETS	290 AUG. 8 vs Utah	53 FEB. 23 vs Minn.	30 AUG. 3 at OKC.	24 JAN. 24 at N.O.	48 (2) NOV. 26 vs Wash.	62 NOV. 14 vs Brk.	38 (2) MAR. 1 vs Tor.	15 MAR. 7 at Clev.	21 (3) JAN. 16 at G.S.	12 OCT. 25 vs Phoe.	134 (2) AUG. 8 vs Utah
OPPONENTS	290 AUG. 8 vs Utah	50 JAN. 4 at Wash.	32 AUG. 1 vs Miami	18 (2) JAN. 22 at Hou.	44 (2) NOV. 14 vs Brk.	56 DEC. 3 vs LA-L	36 JAN. 16 at G.S.	12 (6) FEB. 21 at OKC.	23 AUG. 8 vs Utah	11 JAN. 28 at Mem.	132 (2) AUG. 8 vs Utah

"C" INDICATES A NEW CAREER-HIGH, "T" A TIED CAREER-HIGH. NUMBERS IN PARENTHESES INDICATE THE NUMBER OF GAMES IN WHICH A PLAYER OR TEAM HAS REACHED A GIVEN TOTAL (IF MORE THAN ONE).

2019-20 INDIVIDUAL SINGLE-GAME HIGHS

POINTS

Den: 47, Nikola Jokic @ ATL, 1/6
Opp: 44, Damian Lillard, POR, 8/6

POINTS - HALF

Den: 27 (2), Nikola Jokic @ ATL, 1/6
Opp: 25 (2), Damian Lillard, POR, 8/6

POINTS - QUARTER

Den: 21, Nikola Jokic @ DAL, 1/8
Opp: 24, Jordan Clarkson, UTA, 1/30

FIELD GOALS MADE

Den: 16 (2), Nikola Jokic @ DET, 2/2 (OT)
Opp: 15 (3), LeBron James, LAL, 2/12

FIELD GOALS ATTEMPTED

Den: 26, Jamal Murray @ UTA, 2/5
Opp: 29 (2), LeBron James, LAL, 2/12

3PT FIELD GOALS MADE

Den: 7 (2), Will Barton @ GSW, 1/16
Opp: 11, Damian Lillard, POR, 8/6

3PT FIELD GOALS ATTEMPTED

Den: 12, Jamal Murray @ MEM, 11/17
Opp: 18, Damian Lillard, POR, 8/6

FREE THROWS MADE

Den: 11 (2), Nikola Jokic @ ATL, 1/6
Opp: 13, James Harden @ HOU, 1/22

FREE THROWS ATTEMPTED

Den: 16, Nikola Jokic @ ATL, 1/6
Opp: 15, James Harden @ HOU, 1/22

TOTAL REBOUNDS

Den: 21, Nikola Jokic @ UTA, 2/5
Opp: 21, Clint Capela, HOU, 11/20

OFFENSIVE REBOUNDS

Den: 7 (4), Paul Millsap vs. GSW, 3/3
Opp: 9, Boban Marjanovic @ DAL, 3/11

DEFENSIVE REBOUNDS

Den: 18, Nikola Jokic vs. WAS, 11/26
Opp: 17 (2), Dario Saric, PHX, 11/24

ASSISTS

Den: 13 (2), Nikola Jokic vs. LAC, 8/12
Opp: 14 (2), Matthew Dellavedova @ CLE, 3/7

BLOCKED SHOTS

Den: 7, Jerami Grant @ MIL, 1/31
Opp: 7, Jaren Jackson Jr. @ MEM, 1/28

STEALS

Den: 6, Jamal Murray vs. HOU, 11/20
Opp: 7, OG Anunoby, TOR, 3/1

MINUTES

Den: 46, Jerami Grant vs. UTA, 8/8 (2OT)
Opp: 47, Donovan Mitchell, UTA, 8/8 (2OT)

* Denotes NBA Single-Game Season-High

2019-20 QUARTER-BY-QUARTER SCORING AVERAGES

	1ST	2ND	3RD	4TH	OT	OVERALL
Nuggets	27.4	27.6	27.5	27.3	13.6	111.3
TOTALS	**1998**	**2016**	**2010**	**1991**	**109**	**8124**
Opponents	28.0	26.7	26.0	27.0	13.1	109.2
TOTALS	**2045**	**1951**	**1898**	**1970**	**105**	**7970**

2019-20 TEAM LEADERS (INCLUDES TIES)

PLAYER	SCORING	REBOUNDING	ASSISTS
Barton	8	13	8
Bates-Diop	--	1	--
Cancar	--	--	--
Cook	--	--	--
Craig	--	--	--
Daniels	--	--	--
Dozier	2	--	1
Grant	6	--	1
G. Harris	1	--	3
Jokic	28	44	48
Millsap	6	7	--
Morris	--	1	10
Murray	19	1	16
Plumlee	--	4	4
Porter Jr.	8	8	--
Vonleh	--	--	--

2019-20 DOUBLE FIGURE GAMES

PLAYER	10+PTS	20+PTS	30+PTS	40+PTS	10+REBS	10+ASTS
Barton	47	11	1	0	7	0
Bates-Diop	2	0	0	0	0	0
Cancar	0	0	0	0	0	0
Cook	0	0	0	0	0	0
Craig	11	0	0	0	3	0
Daniels	1	0	0	0	0	0
Dozier	7	1	0	0	0	0
Grant	43	8	0	0	0	0
G. Harris	27	1	0	0	0	0
Jokic	63	39	10	1	42	10
Millsap	32	8	0	0	8	0
Morris	31	0	0	0	0	0
Murray	53	25	6	0	1	2
Plumlee	19	0	0	0	2	0
Porter Jr.	21	6	2	0	9	0
Vonleh	0	0	0	0	0	0

*Denotes 20+points/20+ rebounds

DOUBLE-DOUBLES (PTS/REBS):.....Jokic (37), Porter Jr. (9), Barton (6), Millsap (5), Craig (2), Plumlee (2), Murray (1)
DOUBLE-DOUBLES (PTS/ASTS):.....Jokic (19), Murray (2)
DOUBLE-DOUBLES (REBS/ASTS): .....N/A
TRIPLE-DOUBLE (PTS/REBS/ASTS) .....Jokic (13)

2019-20 GAMES MISSED

PLAYER	INJURY/ILLNESS	GAMES MISSED	RECORD
Barton	Left Toe Inflammation	2 (10/31-11/2)	1-1
	Right Knee Inflammation	4 (2/5-2/12)	3-1
	Right Knee Soreness	8 (8/1-8/14)	3-5
Bates-Diop	Left Knee Contusion	1 (3/9)	1-0
Beasley	Illness	1 (11/12)	0-1
Bol	Left Foot Surgery	9 (10/23-11/10)	7-2
	Left Foot/Injury Management	4 (11/24-12/3)	2-2
	Left Foot/Injury Management	41 (12/15-3/11)	27-14
Cancar	Left Foot Fracture	8 (8/1-8/14)	3-5
Daniels	Right Hip Tightness	1 (8/6)	0-1
Grant	Right Ankle Sprain	1 (2/5)	1-0
	Right Knee Soarness	1 (8/10)	0-1
Harris	Left Shin Contusion	2 (12/29-12/31)	1-1
	Right Adductor Strain	5 (1/15-1/22)	3-2
	Right Hip Strain	8 (8/1-8/14)	3-5
Millsap	Right Quadricep Strain	2 (12/14-12/15)	2-0
	Left Knee Contusion	2 (12/28-12/29)	2-0
	Left Knee Contusion	1 (1/8)	1-0
	Left Knee Contusion/Sprain	15 (1/11-2/5)	10-5
	Right Ankle Sprain	1 (3/1)	1-0
	Rest	1 (8/6)	0-1
Murray	Left Ankle Sprain	10 (1/16-2/2)	6-4
	Left Hamstring Tightness	4 (8/1-8/6)	2-2
Plumlee	Right Cuboid	12 (1/22-2/12)	8-4
Porter Jr.	Back Tightness	1 (1/22)	0-1
	Right Ankle	6 (2/2-2/12)	4-2
Vonleh	Right Ankle Sprain/Strain	4 (2/28-3/5)	2-2

NUGGETS TEAM TOTAL: 155

2019-20 STARTING LINEUPS (14) MOST RECENT LISTED FIRST

GUARD	GUARD	FORWARD	FORWARD	CENTER	RECORD
Murray	Craig	Grant	Millsap	Jokić	0-1
Murray	Craig	Porter Jr.	Millsap	Jokić	1-2
Morris	Craig	Porter Jr.	Grant	Jokić	0-1
Morris	Craig	Porter Jr.	Millsap	Jokić	2-1
Murray	Harris	Barton	Millsap	Jokić	24-14
Murray	Harris	Barton	Grant	Jokić	5-1
Murray	Harris	Craig	Grant	Jokić	3-1
Morris	Murray	Harris	Craig	Jokić	1-0
Morris	Barton	Craig	Grant	Jokić	4-3
Barton	Harris	Craig	Grant	Jokić	2-1
Murray	Barton	Craig	Grant	Jokić	1-0
Murray	Harris	Craig	Millsap	Jokić	1-2
Murray	Barton	Porter Jr.	Grant	Jokić	1-0
Murray	Harris	Barton	Jokić	Plumlee	1-0


15
ODKIĆ
PLAYOFFS
NUGGETS
11
NUGGETS
9



PRESENTED BY

WesternUnion\\WU

SEASON BY SEASON

2020-21 DENVER NUGGETS MEDIA GUIDE

1976-77 ROSTER

NO.	PLAYER	POS	HT	WT	COLLEGE/YR	EXP
40	Byron Beck	F	6-9	225	Denver '67	9
22	Gus Gerard	F	6-8	205	Virginia '74	2
30	George Irvine	F	6-6	200	Washington '70	6
44	Dan Issel	C	6-9	240	Kentucky '70	6
24	Bobby Jones	F	6-9	212	North Carolina '74	2
12	Ted McClain	G	6-3	200	Tennessee St. '71	5
35	Paul Silas	F	6-7	215	Creighton '64	12
21	Fatty Taylor	G	6-0	175	LaSalle '69	7
33	David Thompson	G/F	6-4	195	No. Carolina St. '75	1
13	Monte Towe	G	5-7	150	No. Carolina St. '75	1
10	Marvin Webster	C	7-1	240	Morgan St. '75	1
11	Chuck Williams	G	6-3	185	Colorado '68	6
42	Willie Wise	F	6-6	210	Drake '69	7

Head Coach: ..... Larry Brown (North Carolina '63)
Assistant Coach: ..... Frank Hamblen (Syracuse '69)
Trainer: ..... Bob "Chopper" Travaglini

NUGGETS 1976-77 TEAM HIGHS & LOWS

	HIGH	LOW
Points	145 vs. San Antonio, 1/2	83 @ LA Lakers, 12/12
Field Goals Made	57 vs. San Antonio, 1/2	34 @ Chicago, 4/1
Field Goals Attempted	114 vs. Washington, 11/23	77 vs. Kansas City, 10/23
Field Goal Percentage	(.620/49-79) @ Portland, 2/8	(.400/36-90) @ Cleveland, 11/30
Free Throws Made	49 @ New Orleans, 4/10	11 @ LA Lakers, 12/12
Free Throws Attempted	65 @ New Orleans, 4/10	13 @ LA Lakers, 12/12
Free Throw Percentage	(.906/29-32) vs. Milwaukee, 10/28	(.531/17-32) @ Portland, 12/17
Total Rebounds	66 vs. Washington, 11/23	35 @ Buffalo, 3/13
Offensive Rebounds	33 vs. Washington, 11/23	7 vs. Houston, 2/22
Defensive Rebounds	54 vs. New York Nets, 11/17	24 vs. Chicago, 12/18
Assists	45 vs. San Antonio, 1/2	14 @ Cleveland, 11/30
Steals	20 vs. Seattle, 1/21	5 @ Boston, 3/6
Turnovers	*38 vs. Indiana, 3/16	*15 @ LA Lakers, 3/15
Blocked Shots	14 vs. Buffalo, 3/31	1 vs. Milwaukee, 10/28
Fouls	42 @ New Orleans, 4/10	12 vs. New Orleans, 1/12

OPPONENTS 1976-77 TEAM HIGHS & LOWS

	HIGH	LOW
Points	137 @ San Antonio, 1/5	78 by NY Nets, 11/17
Field Goals Made	55 @ San Antonio, 1/5	*29 by NY Nets, 11/17
Field Goals Attempted	118 by San Antonio, 1/2	81 by Philadelphia, 1/30
Field Goal Percentage	(.588/50-85) @ Golden State, 2/10	(.296/29-98) by NY Nets, 11/17
Free Throws Made	43 @ New Orleans, 4/10	*6 by Buffalo, 1/24
Free Throws Attempted	49 @ New Orleans, 4/10	7 by Cleveland, 12/9
Free Throw Percentage	(.914/32-35) @ NY Knicks, 3/8	(.500/9-18) by Indiana, 3/29
Total Rebounds	65 @ LA Lakers, 12/12	32 by Cleveland, 1/14
Offensive Rebounds	28 by Buffalo, 3/31	6 by Cleveland, 1/14
Defensive Rebounds	46 @ LA Lakers, 12/12	19 by Detroit, 3/20
Assists	37 @ Phoenix, 2/6	15 by Philadelphia, 12/21
Steals	21 @ Indiana, 3/16	4 @ LA Lakers, 12/12
Turnovers	35 by Philadelphia, 1/30	13 by Golden State, 3/27
Blocked Shots	*11 by New York Nets 2/16	1 by LA Lakers, 3/15
Fouls	38 @ New Orleans, 4/10	18 vs. LA Lakers, 3/15

* Indicates repeated mark, and is the last time it happened.

1976-77 GAME-BY-GAME RESULTS (50-32)

NO.	DATE	OPP.	W-L	SCORE	HM.	RD.	TOT.	DEN. HIGH SCORER	OPP. HIGH SCORER	ATTEND.
1	10/22	@Indiana	W	123-110	0-0	1-0	1-0	Issel-30	Hillman-19	7,266
2	10/23	KANSAS CITY	W	120-99	1-0	1-0	2-0	Issel-26	Washington-22	15,683
3	10/28	MILWAUKEE	W	119-100	2-0	1-0	3-0	Issel-30	Bridgeman-19	14,155
4	10/30	PHOENIX	W	113-107	3-0	1-0	4-0	Issel-24	Heard-28	17,608
5	11/3	N.Y. KNICKS	W	119-110	4-0	1-0	5-0	Thompson-24	Frazier-27	17,808
6	11/5	@Chicago	W	99-85	4-0	2-0	6-0	Thompson-36	Johnson-30	13,543
7	11/6	@Milwaukee	W	105-103	4-0	3-0	7-0	Thompson-29	Winters-20	10,938
8	11/9	GOLDEN STATE	W	123-117	5-0	3-0	8-0	Issel-24	Smith-43	17,577
9	11/11	@Buffalo	L	94-105	5-0	3-1	8-1	Thompson-36	McAdoo-22	11,978
10	11/13	KANSAS CITY	W	123-96	6-0	3-1	9-1	Thompson-23	Boone-23	17,783
11	11/17	N.Y. NETS	W	112-78	7-0	3-1	10-1	Gerard-17	Archibald-18	15,792
12	11/19	@Boston	L	108-112	7-0	3-2	10-2	Issel-29	Scott-22	15,040
13	11/20	@N.Y. Knicks	L	115-120	7-0	3-3	10-3	Thompson-25	Gianelli-19	19,694
14	11/23	WASHINGTON	W	117-96	8-0	3-3	11-3	Thompson-28	Hayes-21	17,778
15	11/24	LOS ANGELES	W	122-112	9-0	3-3	12-3	Issel-27	Abdul-Jabbar-28	17,803
16	11/26	@Kansas City	L	110-120	9-0	3-4	12-4	Thompson-27	Boone/Wedman-28	8,986
17	11/27	INDIANA	W	122-113	10-0	3-4	13-4	Thompson-27	Flynn-24	17,518
18	11/30	@Cleveland	L	93-99	10-0	3-5	13-5	Thompson-19	Smith-20	18,031
19	12/1	@Philadelphia	L	102-114	10-0	3-6	13-6	Issel-24	Collins-32	18,116
20	12/3	@N.Y. Nets	W	126-124	10-0	4-6	14-6	Issel/Thompson-30	Williamson-30	8,145
21	12/4	@Washington	L	95-100	10-0	4-7	14-7	Thompson-20	Chenier-23	18,513
22	12/5	@New Orleans	W	117-105	10-0	5-7	15-7	Issel-29	James-34	12,408
23	12/7	MILWAUKEE	W	122-115	11-0	5-7	16-7	Thompson-27	Bridgeman-22	15,037
24	12/9	CLEVELAND	W	104-94	12-0	5-7	17-7	Thompson-29	Smith-20	17,817
25	12/12	@Los Angeles	L	83-112	12-0	5-8	17-8	Issel-18	Abdul-Jabbar-18	15,524
26	12/15	@Seattle	W	117-103	12-0	6-8	18-8	Issel-38	Brown-22	13,436
27	12/17	@Portland	L	105-127	12-0	6-9	18-9	Thompson-24	Walton-22	12,672
28	12/18	CHICAGO	W	111-106	13-0	6-9	19-9	Thompson-32	Johnson-29	17,301
29	12/21	PHILADELPHIA	W	108-94	14-0	6-9	20-9	Jones-22	Erving-26	17,839
30	12/23	SEATTLE	W	123-95	15-0	6-9	21-9	Thompson-38	Burleson-17	17,321
31	12/26	BOSTON	L	101-103	15-1	6-9	21-10	Thompson-29	Scott-31	17,851
32	12/28	PHOENIX	W	110-102	16-1	6-9	22-10	Issel-34	Westphal-27	17,595
33	12/30	DETROIT	W	123-106	17-1	6-9	23-10	Thompson-29	Lanier-25	17,868
34	1/2	SAN ANTONIO	W	145-120	18-1	6-9	24-10	Issel-27	Gervin-31	16,924
35	1/4	@Atlanta	L	109-113	18-1	6-10	24-11	Issel-29	Hudson-25	9,194
36	1/5	@San Antonio	L	133-137	18-1	6-11	24-12	Jones/Thompson-27	Gervin-30	11,239
37	1/7	@Houston	W	117-107	18-1	7-11	25-12	Issel-30	Tomjanovich-24	13,226
38	1/8	CHICAGO	W	119-99	19-1	7-11	26-12	Jones-18	May-20	17,111
39	1/12	NEW ORLEANS	W	110-99	20-1	7-11	27-12	Issel-24	Maravich-27	17,205
40	1/14	CLEVELAND	W	116-96	21-1	7-11	28-12	Issel/Thompson-19	Russell-17	17,709
41	1/16	@Seattle	W	109-101	21-1	8-11	29-12	Issel-23	Wilkerson-20	14,098
42	1/18	@Golden State	L	101-107	21-1	8-12	29-13	Issel-25	Barry-26	13,155
43	1/21	SEATTLE	W	120-106	22-1	8-12	30-13	Issel-27	Weatherspoon-19	16,222
44	1/24	BUFFALO	W	127-102	23-1	8-12	31-13	Issel-32	Smith-24	15,092
45	1/26	PORTLAND	L	102-107	23-2	8-12	31-14	Issel/Thompson-22	Lucas-22	17,799
46	1/28	NEW ORLEANS	W	108-96	24-2	8-12	32-14	Issel-31	Maravich-28	16,987
47	1/30	PHILADELPHIA	L	101-107	24-3	8-12	32-15	Issel-26	Free-33	17,879
48	2/2	WASHINGTON	W	119-105	25-3	8-12	33-15	Thompson-37	Hayes-26	16,493
49	2/4	@Detroit	L	111-124	25-3	8-13	33-16	Issel-38	Lanier-40	10,716
50	2/6	@Phoenix	L	104-115	25-3	8-14	33-17	Thompson-27	Westphal-32	11,826
51	2/8	@Portland	W	119-111	25-3	9-14	34-17	Thompson-40	Hollins-28	12,605
52	2/10	@Golden State	L	101-114	25-3	9-15	34-18	Thompson-27	Smith-21	13,155
53	2/11	@Los Angeles	L	109-117	25-3	9-16	34-19	Issel-35	Abdul-Jabbar-29	16,954
54	2/16	N.Y. NETS	W	116-102	26-3	9-16	35-19	Issel-24	Bantom-26	15,858
55	2/19	PORTLAND	W	133-124	27-3	9-16	36-19	Calvin-26	Lucas-35	17,778
56	2/20	ATLANTA	W	111-95	28-3	9-16	37-19	Issel/Thompson-28	Drew-33	16,982
57	2/22	HOUSTON	W	118-106	29-3	9-16	38-19	Issel-22	Murphy-24	17,011
58	2/23	@N.Y. Nets	L	88-91	29-3	9-17	38-20	Issel-26	Bantom-16	8,067
59	2/25	@Kansas City	W	130-128	29-3	10-17	39-20	Issel-40	Boone/Washington-22	9,476
60	2/27	BOSTON	W	121-100	30-3	10-17	40-20	Thompson-31	Cowens-24	17,888
61	3/1	@Detroit	W	110-94	30-3	11-17	41-20	Thompson-37	Simpson-16	11,182
62	3/2	@Washington	L	113-115*	30-3	11-18	41-21	Thompson-36	Hayes-44	15,186
63	3/6	@Boston	L	110-112*	30-3	11-19	41-22	Thompson-24	White-27	15,040
64	3/8	@N.Y. Knicks	W	114-108	30-3	12-19	42-22	Thompson-30	McAdoo-31	19,006
65	3/9	@Philadelphia	L	125-129**	30-3	12-20	42-23	Thompson-40	Erving-38	18,021
66	3/11	@Atlanta	L	95-100	30-3	12-21	42-24	Thompson-26	Hill-26	11,086
67	3/13	@Buffalo	L	95-102	30-3	12-22	42-25	Issel-27	Dantley-33	8,952
68	3/15	LOS ANGELES	W	107-85	31-3	12-22	43-25	Thompson-26	Abdul-Jabbar-21	18,127
69	3/16	@Indiana	L	98-109	31-3	12-23	43-26	Issel/Thompson-24	Williamson-29	10,913
70	3/17	N.Y. KNICKS	L	107-115	31-4	12-23	43-27	Thompson-30	McAdoo-34	17,502
71	3/20	DETROIT	W	133-104	32-4	12-23	44-27	Thompson-29	Carr-29	17,563
72	3/23	SAN ANTONIO	L	120-122	32-5	12-23	44-28	Thompson-44	Gervin-38	18,044
73	3/25	@Milwaukee	L	108-112	32-5	12-24	44-29	Issel-32	Carter-24	10,898
74	3/27	GOLDEN STATE	W	115-109	33-5	12-24	45-29	Thompson-24	Barry-26	17,384
75	3/29	INDIANA	W	119-105	34-5	12-24	46-29	Thompson-22	Knight-23	16,724
76	3/31	BUFFALO	W	110-95	35-5	12-24	47-29	Thompson-33	Dantley-20	16,696
77	4/1	@Chicago	L	97-107	35-5	12-25	47-30	Thompson-22	Gilmore-21	20,231
78	4/3	@Phoenix	W	124-109	35-5	13-25	48-30	Thompson-35	Free-28	7,501
79	4/6	ATLANTA	W	110-95	36-5	13-25	49-30	Thompson-28	Drew-28	17,571
80	4/7	@Cleveland	L	108-94	36-5	13-26	49-31	Thompson-23	Smith-23	18,677
81	4/9	@Houston	W	118-110	36-5	14-26	50-31	Thompson-30	Murphy-33	14,182
82	4/10	@New Orleans	L	125-139	36-5	14-27	50-32	Thompson-40	Maravich-45	9,288

*Denotes number of overtime periods.

1977-78 ROSTER

NO.	PLAYER	POS	HT	WT	COLLEGE/YR	EXP
40	Byron Beck	F	6-9	225	Denver '67	10
20	Mack Calvin	G	6-1	175	USC '69	8
30	Jacky Dorsey	F	6-7	230	Georgia '78	R
31	Bo Ellis	F	6-9	200	Marquette '77	R
44	Dan Issel	C	6-9	240	Kentucky '70	7
24	Bobby Jones	F	6-9	212	North Carolina '74	3
45	Tom LaGarde	C/F	6-10	220	North Carolina '77	R
15	Jim Price	G	6-3	195	Louisville '72	5
21	Anthony Roberts	F	6-5	185	Oral Roberts '77	R
5	Robert Smith	G	5-11	165	UNLV '77	R
14	Brian Taylor	G	6-3	185	Princeton '73	5
33	David Thompson	G/F	6-4	195	No. Carolina St. '75	2
32	Bobby Wilkerson	F/G	6-7	200	Indiana '76	1

Head Coach: ..... Larry Brown (North Carolina '63)
Assistant Coaches: ..... Donnie Walsh (North Carolina '62), George Irvine (Washington '70)
Trainer: ..... Bob "Chopper" Travaglini

NUGGETS 1977-78 TEAM HIGHS & LOWS

	HIGH	LOW
Points	141 vs. New York, 1/22	87 @ Cleveland, 2/16
Field Goals Made	55 @ Detroit, 4/9	29 @ Portland, 4/7
Field Goals Attempted	108 vs. Washington, 12/16	67 vs. Atlanta, 2/8
Field Goal Percentage	(.611/55-90) @ Detroit, 4/9	(.348/31-89) @ Boston, 3/19
Free Throws Made	47 vs. New York, 1/22	10 @ San Antonio, 3/23
Free Throws Attempted	59 vs. New York, 1/22	15 @ San Antonio, 3/23
Free Throw Percentage	(.954/21-22) @ Washington, 11/22	(.619/13-21) @ Washington, 1/3
Total Rebounds	65 vs. Golden State, 12/28	33 vs. Philadelphia, 1/29
Offensive Rebounds	29 @ Indiana, 10/25	*6 vs. Atlanta, 11/23
Defensive Rebounds	45 vs. Golden State, 12/28	21 vs. Philadelphia, 1/29
Assists	39 vs. Buffalo, 1/25	11 @ Portland, 4/7
Steals	20 vs. New Jersey, 12/2	3 @ Boston, 3/19
Turnovers	*30 @ Milwaukee, 1/19	7 @ New Orleans, 11/24
Blocked Shots	11 vs. Kansas City, 3/4	*2 @ Boston, 3/19
Fouls	35 vs. Washington 12/16	9 vs. Houston, 1/27

OPPONENTS 1977-78 TEAM HIGHS & LOWS

	HIGH	LOW
Points	143 by New York, 1/22	89 by Cleveland, 1/17
Field Goals Made	58 by New York, 1/22	32 @ Philadelphia, 2/1
Field Goals Attempted	115 at Seattle, 2/10	76 @ Atlanta, 12/30
Field Goal Percentage	(.592/58-98) by New York, 1/22	(.348/39-112) by New Jersey, 12/2
Free Throws Made	40 @ Philadelphia, 2/1	2 by Houston, 1/27
Free Throws Attempted	52 @ Philadelphia, 2/1	4 by Houston, 1/27
Free Throw Percentage	(.944/16-17) @ Cleveland, 2/16	*(.500/11-22) @ Phoenix, 4/6
Total Rebounds	69 @ Seattle, 12/20	29 @ Houston, 1/12
Offensive Rebounds	31 by New Jersey, 12/2	4 by Phoenix, 3/7
Defensive Rebounds	42 @ Seattle, 12/20	18 @ Houston, 1/12
Assists	42 @ Chicago, 1/24	17 by Detroit, 11/15
Steals	18 by Atlanta, 12/7	4 by Chicago, 1/8
Turnovers	31 by New York, 1/22	7 @ Houston, 1/12
Blocked Shots	16 @ Detroit, 10/22	1 @ Portland, 4/7
Fouls	42 by New York, 1/22	*20 @ Phoenix, 4/6

* Indicates repeated mark, and is the last time it happened.

1977-78 GAME-BY-GAME RESULTS (48-34)

NO.	DATE	OPP.	W-L	SCORE	HM.	RD.	TOT.	DEN. HIGH SCORER	OPP. HIGH SCORER	ATTEND.
1	10/19	MILWAUKEE	W	133-115	1-0	0-0	1-0	Thompson-36	Johnson-22	14,792
2	10/21	LOS ANGELES	W	106-101	2-0	0-0	2-0	Issel-23	Hudson-17	15,672
3	10/22	@Detroit	L	106-126	2-0	0-1	2-1	Taylor-20	Roney-26	7,429
4	10/25	@Indiana	L	104-129	2-0	0-2	2-2	Thompson-24	Dantley-32	11,624
5	10/26	PORTLAND	W	111-108	3-0	0-2	3-2	Thompson-24	Gross-22	15,842
6	10/29	BUFFALO	W	127-111	4-0	0-2	4-2	Thompson-28	Smith-29	15,724
7	11/1	@Cleveland	L	93-110	4-0	0-3	4-3	Thompson-25	Chones-21	9,387
8	11/2	@Buffalo	L	100-104	4-0	0-4	4-4	Roberts-20	Smith-32	5,404
9	11/4	@Boston	W	109-104	4-0	1-4	5-4	Thompson-30	Scott-29	13,819
10	11/5	@Philadelphia	L	101-132	4-0	1-5	5-5	Thompson-20	Erving/Bibby-21	17,292
11	11/8	@Milwaukee	W	111-101	4-0	2-5	6-5	Thompson-20	Johnson-26	10,004
12	11/9	NEW ORLEANS	W	115-112	5-0	2-5	7-5	Thompson-31	Robinson-24	15,662
13	11/12	KANSAS CITY	W	119-114	6-0	2-5	8-5	Issel-22	Wedman-24	15,497
14	11/15	DETROIT	W	123-113	7-0	2-5	9-5	Thompson-33	Money-22	14,162
15	11/18	SAN ANTONIO	W	105-94	8-0	2-5	10-5	Thompson-26	Gervin-22	15,847
16	11/20	@New Jersey	W	125-118	8-0	3-5	11-5	Thompson-33	King-32	6,802
17	11/22	@Washington	W	119-114	8-0	4-5	12-5	Issel-26	Dandridge-29	8,363
18	11/23	@Atlanta	L	104-105	8-0	4-6	12-6	Thompson-33	Criss-22	7,898
19	11/24	@New Orleans	L	129-131	8-0	4-7	12-7	Issel-29	Maravich-31	14,438
20	11/26	INDIANA	W	136-123	9-0	4-7	13-7	Thompson-42	Dantley-21	17,297
21	11/27	@Phoenix	L	97-115	9-0	4-8	13-8	Thompson-24	Westphal-48	10,658
22	11/29	SEATTLE	W	115-99	10-0	4-8	14-8	Jones-18	Walker-18	13,122
23	12/2	NEW JERSEY	W	126-92	11-0	4-8	15-8	Thompson-24	Hillman-19	14,322
24	12/4	@Los Angeles	W	111-109	11-0	5-8	16-8	Thompson-27	Abdul-Jabbar-21	15,479
25	12/7	ATLANTA	W	123-116	12-0	5-8	17-8	Issel-34	Drew-20	14,327
26	12/10	MILWAUKEE	W	118-111	13-0	5-8	18-8	Jones-25	Winters-22	15,426
27	12/13	@Chicago	L	96-99	13-0	5-9	18-9	Thompson-24	Gilmore-20	15,211
28	12/14	@Kansas City	L	98-124	13-0	5-10	18-10	Thompson-19	Wedman-24	6,410
29	12/16	WASHINGTON	L	112-117*	13-1	5-10	18-11	Thompson-31	Hayes-33	15,922
30	12/20	@Seattle	L	88-93	13-1	5-11	18-12	Issel-22	Johnson-18	11,825
31	12/23	@Golden State	L	93-98	13-1	5-12	18-13	Wilkerson-24	Parish-23	11,312
32	12/26	PHOENIX	W	127-108	14-1	5-12	19-13	Issel/Thompson-24	Davis-23	17,297
33	12/28	GOLDEN STATE	W	130-108	15-1	5-12	20-13	Thompson-29	Barry-21	17,404
34	12/30	@Atlanta	W	106-104	15-1	6-12	21-13	Issel-32	Drew-25	11,290
35	1/3	@Washington	W	101-100	15-1	7-12	22-13	Thompson-26	Chenier-23	9,457
36	1/4	@San Antonio	W	119-114	15-1	8-12	23-13	Taylor-23	Gervin-36	9,606
37	1/8	CHICAGO	W	109-104	16-1	8-12	24-13	Thompson-23	May-22	16,422
38	1/10	NEW ORLEANS	W	115-110*	17-1	8-12	25-13	Issel-28	Maravich-29	16,649
39	1/12	@Houston	W	109-106	17-1	9-12	26-13	Thompson-41	Murphy-28	8,326
40	1/14	LOS ANGELES	W	123-112	18-1	9-12	27-13	Issel-30	Abdul-Jabbar-26	17,592
41	1/17	CLEVELAND	W	104-89	19-1	9-12	28-13	Thompson-25	Russell-19	15,327
42	1/19	@Milwaukee	L	109-114	19-1	9-13	28-14	Thompson-34	Johnson-27	10,938
43	1/22	NEW YORK	L	141-143*	19-2	9-13	28-15	Thompson-37	McAdoo-39	16,003
44	1/24	@Chicago	L	114-131	19-2	9-14	28-16	Thompson-26	Holland-26	15,583
45	1/25	BUFFALO	W	121-119*	20-2	9-14	29-16	Jones-27	Knight-40	14,629
46	1/27	HOUSTON	W	105-100	21-2	9-14	30-16	Issel-26	Murphy-22	14,602
47	1/29	PHILADELPHIA	L	117-118	21-3	9-14	30-17	Thompson-39	Collins-30	17,598
48	1/31	@New York	W	119-115	21-3	10-14	31-17	Thompson-41	McAdoo-33	16,889
49	2/1	@Philadelphia	L	101-104	21-3	10-15	31-18	Price-22	Collins-16	18,276
50	2/3	DETROIT	W	115-102	22-3	10-15	32-18	Thompson-30	Carr-24	16,009
51	2/8	ATLANTA	W	114-109	23-3	10-15	33-18	Issel-28	Drew-30	15,228
52	2/9	@Golden State	L	108-119	23-3	10-16	33-19	Issel-22	Barry-32	12,376
53	2/10	@Seattle	L	123-126*	23-3	10-17	33-20	Thompson-26	Webster-26	13,795
54	2/12	@Portland	W	103-101	23-3	11-17	34-20	Thompson-22	Walton-24	12,666
55	2/14	WASHINGTON	W	103-98	24-3	11-17	35-20	Thompson-26	Grevey-24	15,636
56	2/16	@Cleveland	L	87-119	24-3	11-18	35-21	Roberts-19	Chones/Smith-18	9,578
57	2/17	PORTLAND	W	112-105	25-3	11-18	36-21	Thompson-30	Lucas-31	17,748
58	2/19	BOSTON	W	118-115	26-3	11-18	37-21	Thompson-29	Havlicek-23	17,404
59	2/22	INDIANA	L	96-99	26-4	11-18	37-22	Issel-40	Behagen-19	14,972
60	2/24	@Los Angeles	L	99-109	26-4	11-19	37-23	Thompson-28	Hudson-27	14,999
61	2/25	PHILADELPHIA	W	124-115	27-4	11-19	38-23	Roberts/Thompson-25	Erving-33	17,948
62	2/28	@Indiana	W	122-106	27-4	12-19	39-23	Thompson-27	Edwards-24	13,145
63	3/1	CLEVELAND	L	104-110	27-5	12-19	39-24	Thompson-33	Russell-23	14,747
64	3/4	KANSAS CITY	W	123-114	28-5	12-19	40-24	Thompson-31	Wedman-26	16,642
65	3/7	PHOENIX	L	112-126	28-6	12-19	40-25	Issel-30	Davis-34	17,428
66	3/10	@Kansas City	L	120-126	28-6	12-20	40-26	Thompson-30	Boone-30	8,089
67	3/12	CHICAGO	W	98-95	29-6	12-20	41-26	Thompson-32	Johnson-29	17,053
68	3/15	GOLDEN STATE	W	123-111	30-6	12-20	42-26	Issel-33	Barry-27	15,582
69	3/17	@New Jersey	L	109-111*	30-6	12-21	42-27	Thompson-40	Williamson-42	6,283
70	3/19	@Boston	L	95-122	30-6	12-22	42-28	Issel-23	Havlicek-27	13,172
71	3/21	NEW YORK	L	114-115	30-7	12-22	42-29	Thompson-29	McAdoo-35	17,297
72	3/23	@San Antonio	L	106-123	30-7	12-23	42-30	Thompson-29	Gervin-27	9,334
73	3/26	@New Orleans	W	109-100	30-7	13-23	43-30	Thompson-42	Robinson-26	19,455
74	3/28	@New York	L	103-106	30-7	13-24	43-31	Issel-25	Shelton-31	17,397
75	3/29	BOSTON	W	109-106	31-7	13-24	44-31	Thompson-35	Havlicek-22	17,627
76	3/31	SEATTLE	L	109-111	31-8	13-24	44-32	Issel-31	Johnson-24	17,270
77	4/2	HOUSTON	W	109-100	32-8	13-24	45-32	Issel-22	Murphy-32	15,253
78	4/3	@Buffalo	W	104-95	32-8	14-24	46-32	Issel-27	Smith-39	3,560
79	4/5	NEW JERSEY	W	129-121	33-8	14-24	47-32	Issel-32	King-38	16,422
80	4/6	@Phoenix	W	111-105	33-8	15-24	48-32	Thompson-28	Davis-29	12,660
81	4/7	@Portland	L	93-97	33-8	15-25	48-33	Thompson-26	Lucas-31	12,666
82	4/9	@Detroit	L	137-139	33-8	15-26	48-34	Thompson-73	Carr-29	3,482

* Denotes number of overtime periods.

1978-79 ROSTER

NO.	PLAYER	POS	HT	WT	COLLEGE/YR	EXP
41	Tom Boswell	F	6-9	225	South Carolina '75	3
20	Mack Calvin	G	6-1	175	USC '69	9
31	Bo Ellis	F	6-8	200	Marquette '77	1
35	Kim Hughes	C	6-11	220	Wisconsin '74	3
44	Dan Issel	C	6-9	240	Kentucky '70	8
30	George McGinnis	F	6-8	235	Indiana '73	7
21	Anthony Roberts	F	6-5	185	Oral Roberts '77	1
11	Charles Scott	G	6-6	175	North Carolina '70	8
5	Robert Smith	G	5-11	165	UNLV '77	1
33	David Thompson	G	6-4	195	No. Carolina St. '75	3
32	Bobby Wilkerson	G	6-7	200	Indiana '76	2

Head Coach: ..... Larry Brown (North Carolina '63)
Assistant Coaches: ..... Donnie Walsh (North Carolina '62), George Irvine (Washington '70)
Trainer: ..... Bob "Chopper" Travaglini

NUGGETS 1978-79 TEAM HIGHS & LOWS

	HIGH	LOW
Points	150 @ Phoenix, 11/10	76 @ Portland, 1/30
Field Goals Made	60 @ Phoenix, 11/10	*30 @ Portland, 1/30
Field Goals Attempted	108 vs. San Diego 2/16	63 vs. New Jersey, 12/6
Field Goal Percentage	(.667/46-69) @ New Jersey, 10/20*	.(.374/40-107) @ Houston, 2/28
Free Throws Made	*39 vs. Atlanta, 11/22	*12 vs. Washington, 3/11
Free Throws Attempted	55 @ Atlanta, 10/21	16 vs. Chicago, 1/28
Free Throw Percentage	(.905/19-21) vs. Boston 1/6	.(.444/12-27) vs. Washington, 3/11
Total Rebounds	62 at Indiana, 10/27	32 @ Milwaukee, 11/28
Offensive Rebounds	30 vs. San Diego, 2/16	5 @ New Jersey, 10/20
Defensive Rebounds	43 vs. Washington, 1/9	20 @ Milwaukee, 2/11
Assists	41 vs. Boston, 1/6	13 @ Washington, 4/1
Steals	16 vs. New Orleans, 12/20	0 @ Atlanta, 10/21
Turnovers	33 @ New Jersey, 10/20	10 vs. New Orleans, 12/20
Blocked Shots	11 vs. Washington, 1/9	0 @ LA Lakers, 3/4
Fouls	*35 @ Seattle, 11/24	14 vs. San Antonio, 12/12

OPPONENTS 1978-79 TEAM HIGHS & LOWS

	HIGH	LOW
Points	134 @ LA Lakers, 10/31	82 @ Portland, 1/30
Field Goals Made	60 @ LA Lakers, 10/31	33 @ New Orleans, 1/16
Field Goals Attempted	110 by San Diego, 3/30	77 by Kansas City, 1/3
Field Goal Percentage	(.600/60-100) @ LA Lakers, 10/31	(.358/38-106) by Cleveland, 11/3
Free Throws Made	44 @ Atlanta, 10/21	*8 by Golden State, 3/20
Free Throws Attempted	52 @ Chicago, 12/29	*12 @ Portland, 1/30
Free Throw Percentage	(.929/13-14) @ Boston, 4/6	(.400/8-20) by Phoenix, 12/26
Total Rebounds	59 @ Chicago, 2/13	26 by Phoenix, 10/25
Offensive Rebounds	29 @ Detroit, 3/28	5 @ Indiana, 1/19
Defensive Rebounds	43 by New Orleans, 11/30	19 @ Phoenix, 11/10
Assists	39 @ Houston, 2/28	11 @ San Diego, 10/15
Steals	*16 @ Boston, 4/6	2 by New Orleans, 12/20
Turnovers	*30 by Kansas City, 1/3	9 by Indiana, 1/14
Blocked Shots	14 @ New Orleans, 11/30	*0 @ Boston, 4/6
Fouls	*41 by Atlanta, 11/22	17 by LA Lakers, 1/26

* Indicates repeated mark, and is the last time it happened.

1978-79 GAME-BY-GAME RESULTS (47-35)

NO.	DATE	OPP.	W-L	SCORE	HM.	RD.	TOT.	DEN. HIGH SCORER	OPP. HIGH SCORER	ATTEND.
1	10/13	SAN ANTONIO	W	118-117	1-0	0-0	1-0	McGinnis-29	Kenon-38	14,009
2	10/15	@San Diego	W	98-94	1-0	1-0	2-0	Thompson-26	Smith-28	8,362
3	10/18	PORTLAND	W	125-113	2-0	1-0	3-0	McGinnis-26	Owens-32	12,918
4	10/20	@New Jersey	W	126-117	2-0	2-0	4-0	Thompson-34	Money-26	4,212
5	10/21	@Atlanta	L	125-130	2-0	2-1	4-1	Thompson-33	Drew-22	9,367
6	10/25	PHOENIX	W	108-104	3-0	2-1	5-1	McGinnis-33	Westphal-29	14,448
7	10/27	@Indiana	L	99-112	3-0	2-2	5-2	McGinnis-20	Davis-21	12,469
8	10/29	HOUSTON	W	134-121	4-0	2-2	6-2	McGinnis/Thompson-26	Barry-24	14,485
9	10/31	@Los Angeles	L	107-134	4-0	2-3	6-3	McGinnis-25	Dantley-22	9,715
10	11/3	CLEVELAND	W	110-93	5-0	2-3	7-3	Thompson-29	Russell-21	15,211
11	11/4	@Kansas City	L	107-109	5-0	2-4	7-4	McGinnis-22	Wedman-24	10,830
12	11/9	NEW YORK	W	116-109	6-0	2-4	8-4	McGinnis-25	Williams-24	15,622
13	11/10	@Phoenix	W	150-132	6-0	3-4	9-4	McGinnis-32	Westphal-27	10,277
14	11/11	KANSAS CITY	L	113-117	6-1	3-4	9-5	Issel/Boswell-20	Wedman-35	14,407
15	11/14	@New York	L	110-106	6-1	3-5	9-6	Thompson-29	Haywood-26	16,728
16	11/15	@Philadelphia	L	103-109*	6-1	3-6	9-7	McGinnis-29	Erving-33	18,276
17	11/17	@Boston	L	118-120	6-1	3-7	9-8	Thompson-33	Knight-24	14,636
18	11/18	@Washington	L	114-119	6-1	3-8	9-9	Thompson-35	Dandridge-19	13,505
19	11/22	ATLANTA	L	111-113	6-2	3-8	9-10	Thompson-35	Hill-20	15,722
20	11/24	@Seattle	W	103-100	6-2	4-8	10-10	McGinnis-22	Sikma-23	25,127
21	11/25	SEATTLE	L	104-110	6-3	4-8	10-11	McGinnis-26	Williams-24	17,109
22	11/28	@Milwaukee	L	100-117	6-3	4-9	10-12	McGinnis-26	Winters-27	10,812
23	11/30	@New Orleans	L	105-111	6-3	4-10	10-13	Scott/Thompson-22	Maravich-28	8,322
24	12/1	DETROIT	W	125-120	7-3	4-10	11-13	McGinnis-30	Long-28	13,752
25	12/2	@San Antonio	W	104-93	7-3	5-10	12-13	Issel-23	Kenon-24	10,056
26	12/6	NEW JERSEY	W	92-83	8-3	5-10	13-13	McGinnis-27	King-24	12,289
27	12/9	MILWAUKEE	W	113-103	9-3	5-10	14-13	Issel-28	Johnson-31	14,022
28	12/12	SAN ANTONIO	W	107-103	10-3	5-10	15-13	McGinnis-38	Gervin-34	13,448
29	12/15	PORTLAND	L	113-116	10-4	5-10	15-14	Thompson-36	Lucas-32	14,429
30	12/17	@Portland	L	110-123	10-4	5-11	15-15	Thompson-22	Owens-35	12,666
31	12/20	NEW ORLEANS	W	121-112	11-4	5-11	16-15	McGinnis-39	Maravich-25	16,385
32	12/22	@Golden State	W	107-103	11-4	6-11	17-15	McGinnis-29	Smith-23	11,377
33	12/26	PHOENIX	L	102-106	11-5	6-11	17-16	McGinnis-27	Davis-31	16,325
34	12/28	CHICAGO	L	107-111	11-6	6-11	17-17	Thompson-35	Gilmore-31	14,614
35	12/29	@Chicago	L	117-123	11-6	6-12	17-18	McGinnis-27	Johnson-33	16,587
36	12/30	@Atlanta	L	87-113	11-6	6-13	17-19	Thompson-21	Drew-50	7,747
37	1/2	@Kansas City	W	99-97	11-6	7-13	18-19	McGinnis-28	Birdsong-22	11,445
38	1/3	KANSAS CITY	L	101-108	11-7	7-13	18-20	Thompson-26	Ford-26	14,336
39	1/5	@Seattle	W	95-92	11-7	8-13	19-20	McGinnis/Thompson-22	Sikma-23	22,347
40	1/6	BOSTON	W	127-98	12-7	8-13	20-20	Issel-23	Knight-20	15,109
41	1/9	WASHINGTON	W	121-90	13-7	8-13	21-20	Thompson-22	Hayes-18	13,872
42	1/12	NEW YORK	W	126-119	14-7	8-13	22-20	McGinnis-41	McAdoo-37	14,134
43	1/14	INDIANA	W	111-109	15-7	8-13	23-20	McGinnis-21	Davis-20	14,089
44	1/16	@New Orleans	W	104-100	15-7	9-13	24-20	Thompson-24	Haywood-25	6,817
45	1/17	@San Antonio	L	101-119	15-7	9-14	24-21	Wilkerson-20	Gervin-30	15,216
46	1/19	@Indiana	W	101-98	15-7	10-14	25-21	Thompson-26	Bantom-22	9,209
47	1/20	GOLDEN STATE	W	109-106	16-7	10-14	26-21	McGinnis-27	Smith-22	15,187
48	1/22	DETROIT	L	117-121	16-8	10-14	26-22	McGinnis-33	Lanier-30	10,156
49	1/23	@Cleveland	L	107-108	16-8	10-15	26-23	Thompson-29	Russell-34	7,613
50	1/24	@Houston	L	116-117	16-8	10-16	26-24	McGinnis-34	Murphy-26	12,178
51	1/26	LOS ANGELES	W	119-107	17-8	10-16	27-24	Thompson-32	Dantley-27	16,422
52	1/28	CHICAGO	W	98-87	18-8	10-16	28-24	Thompson-27	Landsberger-21	14,165
53	1/30	@Portland	L	76-82	18-8	10-17	28-25	Thompson-24	Hollins-21	12,666
54	2/2	@San Diego	L	100-124	18-8	10-18	28-26	Thompson-23	Free-49	12,036
55	2/7	CLEVELAND	W	120-105	19-8	10-18	29-26	Issel-25	Russell-21	13,972
56	2/9	@Golden State	W	106-104	19-8	11-18	30-26	McGinnis-31	Smith-24	13,127
57	2/11	@Milwaukee	L	87-126	19-8	11-19	30-27	Boswell-16	Bridgeman-20	10,938
58	2/13	@Chicago	W	104-94	19-8	12-19	31-27	Thompson-28	Gilmore-23	7,463
59	2/14	@Detroit	L	107-111	19-8	12-20	31-28	McGinnis-33	Long-27	6,882
60	2/16	SAN DIEGO	L	104-118	19-9	12-20	31-29	Boswell-21	Smith-25	15,119
61	2/18	NEW ORLEANS	W	115-112	20-9	12-20	32-29	Thompson-31	Maravich-29	15,023
62	2/21	INDIANA	W	114-109	21-9	12-20	33-29	Thompson-30	Sobers-26	13,032
63	2/24	MILWAUKEE	W	132-117	22-9	12-20	34-29	McGinnis/Thompson-29	Johnson-25	15,322
64	2/25	PHILADELPHIA	L	111-119	22-10	12-20	34-30	Thompson-31	Cheeks-21	17,643
65	2/27	SEATTLE	W	121-106	23-10	12-20	35-30	Thompson-28	Johnson-20	14,182
66	2/28	@Houston	L	97-122	23-10	12-21	35-31	McGinnis-23	Dunleavy-21	11,228
67	3/2	@Phoenix	W	119-105	23-10	13-21	36-31	Thompson-31	Westphal-28	11,835
68	3/4	@Los Angeles	W	113-99	23-10	14-21	37-31	McGinnis-24	Dantley/Abdul-Jabbar-20	14,770
69	3/6	HOUSTON	L	118-119	23-11	14-21	37-32	Thompson-33	Murphy-30	14,581
70	3/11	WASHINGTON	L	98-119	23-12	14-21	37-33	Wilkerson-22	Grevey-28	15,326
71	3/14	NEW JERSEY	W	120-100	24-12	14-21	38-33	Issel-24	King-19	13,333
72	3/17	ATLANTA	W	118-111	25-12	14-21	39-33	Issel-27	McMillen-18	15,581
73	3/20	GOLDEN STATE	W	113-102	26-12	14-21	40-33	Thompson-27	Short-20	14,227
74	3/23	BOSTON	W	137-113	27-12	14-21	41-33	Thompson-31	McAdoo-27	14,922
75	3/25	LOS ANGELES	W	123-113	28-12	14-21	42-33	Scott-28	Nixon-29	16,821
76	3/28	@Detroit	W	115-110	28-12	15-21	43-33	Issel-29	Lanier/Tyler-25	9,093
77	3/30	SAN DIEGO	W	130-121	29-12	15-21	44-33	Thompson-31	Free-42	17,607
78	4/1	@Washington	L	89-105	29-12	15-22	44-34	Thompson-34	Hayes-30	17,554
79	4/3	@New Jersey	W	110-97	29-12	16-22	45-34	Issel-25	Boynes-19	4,106
80	4/5	@New York	W	114-107	29-12	17-22	46-34	Issel-28	Knight-18	10,600
81	4/6	@Boston	W	107-101	29-12	18-22	47-34	Thompson-33	Robey-22	7,831
82	4/8	@Philadelphia	L	111-112	29-12	18-23	47-35	Thompson-44	Erving-35	12,587

* Denotes number of overtime periods.

1979-80 ROSTER

NO.	PLAYER	POS	HT	WT	COLLEGE/YR	EXP
2	Alex English	F	6-7	190	South Carolina '76	3
20	George Johnson	F	6-7	218	St. John's '76	3
22	Odell Ball	F	6-9	220	Marquette '79	R
41	Tom Boswell	F	6-9	225	South Carolina '75	4
31	Bo Ellis	F	6-8	200	Marquette '77	2
24	Gary Garland	G	6-4	180	DePaul '79	R
55	Rod Griffin	F	6-6	225	Wake Forest '78	R
35	Kim Hughes	C	6-11	220	Wisconsin '74	4
44	Dan Issel	C	6-9	240	Kentucky '70	9
30	George McGinnis	F	6-8	235	Indiana '73	8
21	Anthony Roberts	F	6-5	185	Oral Roberts '77	2
10	John Roche	G	6-3	170	South Carolina '71	5
11	Charles Scott	G	6-6	175	North Carolina '70	9
5	Robert Smith	G	5-11	165	UNLV '77	2
33	David Thompson	G	6-4	195	No. Carolina St. '75	4
32	Bobby Wilkerson	G	6-7	200	Indiana '76	3

Head Coach: ..... Donnie Walsh (North Carolina '62)
Assistant Coach: ..... George Irvine (Washington '70)
Trainer: ..... Bob "Chopper" Travaglini

NUGGETS 1979-80 TEAM HIGHS & LOWS

	HIGH	LOW
Points	126 vs. Detroit, 1/2	*84 @ Seattle, 2/14
Field Goals Made	56 @ Chicago, 3/21	30 @ Seattle, 10/31
Field Goals Attempted	123 @ Chicago, 3/21	*75 @ Kansas City, 1/11
Field Goal Percentage	(.580/51-88) vs. LA Lakers, 12/22	(.330/33-100) vs. Milwaukee, 10/13
Three-Pointers Made	5 @ LA Lakers, 11/9	*0 @ Utah, 3/25
Three-Pointers Attempted	9 @ LA Lakers, 11/9	*0 vs. Philadelphia, 1/23
Three-Point Percentage	*(.677/4-6) vs. Philadelphia, 2/29	(.000/0-3) @ Utah, 3/25
Free Throws Made	40 vs. New Jersey, 1/31	6 @ Indiana, 1/16
Free Throws Attempted	52 vs. New Jersey, 1/31	11 @ Indiana, 1/16
Free Throw Percentage	(.905/17-19) @ Philadelphia, 2/29	(.533/16-30) @ Washington, 11/27
Total Rebounds	65 vs. Milwaukee, 10/13	30 @ Chicago, 1/19
Offensive Rebounds	22 vs. Milwaukee, 10/13	6 @ Houston, 1/9
Defensive Rebounds	46 @ Chicago, 11/20	19 @ Chicago, 1/19
Assists	36 vs. Detroit, 1/2	13 @ Kansas City, 1/6
Steals	18 vs. San Diego, 11/21	1 vs. Utah, 12/8
Turnovers	32 vs. San Antonio, 12/11	7 vs. San Diego, 2/9
Blocked Shots	14 vs. Golden State, 3/11	0 @ Golden State, 2/22
Fouls	35 @ Chicago, 3/21	13 vs. Utah, 12/8

OPPONENTS 1979-80 TEAM HIGHS & LOWS

	HIGH	LOW
Points	143 @ Milwaukee, 3/27	84 by San Diego, 11/21
Field Goals Made	59 @ Milwaukee, 3/27	33 by San Diego, 11/21
Field Goals Attempted	122 by New York, 10/30	*77 @ Atlanta, 3/2
Field Goal Percentage	(.623/48-77) by Kansas City, 1/29	*(.379/36-95) by Golden State, 3/11
Three-Pointers Made	6 @ Boston, 11/28	*0 by Chicago, 3/26
Three-Pointers Attempted1	2 @ Boston, 11/28	*0 by Chicago, 3/26
Three-Point Percentage	*(.625/5-8) by San Diego, 11/21	*(.000/0-0) by Chicago, 3/26
Free Throws Made	*38 @ Seattle, 12/16	9 by Utah, 3/18
Free Throws Attempted	50 @ New Jersey, 11/30	9 by Utah, 3/18
Free Throw Percentage	(1.000/9-9) by Utah, 3/18	(.433/13-30) by San Diego, 11/21
Total Rebounds	59 by Portland, 10/24	25 @ Milwaukee, 1/18
Offensive Rebounds	27 by New York, 10/30	*5 @ Milwaukee, 1/18
Defensive Rebounds	*42 @ Chicago, 3/21	20 @ Milwaukee, 1/18
Assists	41 by Chicago, 2/6	15 @ Chicago, 11/20
Steals	19 @ New Jersey, 11/30	2 @ Cleveland, 12/29
Turnovers	28 by Detroit, 1/2	10 @ San Diego, 10/23
Blocked Shots	17 @ LA Lakers, 11/9	*1 @ Kansas City, 1/11
Fouls	37 by New Jersey, 1/31	*16 @ Philadelphia, 2/29

* Indicates repeated mark, and is the last time it happened.

1979-80 GAME-BY-GAME RESULTS (30-52)

NO.	DATE	OPP.	W-L	SCORE	HM.	RD.	TOT.	DEN. HIGH SCORER	OPP. HIGH SCORER	ATTEND.
1	10/13	MILWAUKEE	L	96-125	0-1	0-0	0-1	McGinnis-18	Meyers-26	12,554
2	10/14	@Portland	L	93-109	0-1	0-1	0-2	Scott-19	Owens-27	12,666
3	10/16	GOLDEN STATE	L	106-108	0-2	0-1	0-3	McGinnis-24	Lucas-23	11,812
4	10/17	@Milwaukee	L	97-125	0-2	0-2	0-4	Issel/Thompson-25	Johnson-27	10,205
5	10/19	KANSAS CITY	L	84-107	0-3	0-2	0-5	Issel-22	Birdsong-23	13,036
6	10/23	@San Diego	L	127-132	0-3	0-3	0-6	Thompson-36	Free-32	6,660
7	10/24	PORTLAND	L	87-88	0-4	0-3	0-7	Thompson-19	Brewer-20	11,664
8	10/27	UTAH	W	116-96	1-4	0-3	1-7	Thompson-25	Dantley-25	11,323
9	10/30	NEW YORK	W	121-112	2-4	0-3	2-7	Issel-32	Cartwright-32	11,033
10	10/31	@Seattle	L	89-97	2-4	0-4	2-8	Thompson-19	Sikma-18	13,216
11	11/2	CHICAGO	W	113-99	3-4	0-4	3-8	Issel-24	Greenwood-26	13,822
12	11/3	@Golden State	L	103-130	3-4	0-5	3-9	Boswell-24	Short-19	8,608
13	11/7	SEATTLE	W	113-92	4-4	0-5	4-9	Issel-23	Williams-24	11,942
14	11/8	@Utah	W	96-92	4-4	1-5	5-9	Issel-23	Maravich-21	6,967
15	11/9	@Los Angeles	L	122-126*	4-4	1-6	5-10	Roche-23	Johnson-31	13,466
16	11/11	@Phoenix	L	91-116	4-4	1-7	5-11	Issel-18	Robinson-26	11,118
17	11/13	CLEVELAND	W	116-110	5-4	1-7	6-11	Thompson-28	Smith-31	12,112
18	11/15	@Golden State	L	102-120	5-4	1-8	6-12	Thompson-29	Lucas-27	5,032
19	11/16	LOS ANGELES	L	128-135*	5-5	1-8	6-13	Issel-37	Abdul-Jabbar-28	15,131
20	11/18	KANSAS CITY	L	109-92	5-6	1-8	6-14	Roche-33	Ford-28	11,236
21	11/20	@Chicago	W	124-91	5-6	2-8	7-14	Thompson-21	Theus-22	6,495
22	11/21	SAN DIEGO	W	105-84	6-6	2-8	8-14	Thompson-29	Free-27	10,080
23	11/24	PHOENIX	L	101-115	6-7	2-8	8-15	Issel-26	Davis-40	13,664
24	11/27	@Washington	W	96-91	6-7	3-8	9-15	Scott-16	Landrige-29	11,123
25	11/28	@Boston	L	97-119	6-7	3-9	9-16	Issel-17	Bird-29	13,377
26	11/30	@New Jersey	L	118-127	6-7	3-10	9-17	Issel-29	Newlin-39	5,683
27	12/1	@New York	L	112-121	6-7	3-11	9-18	Issel-24	Knight-29	11,087
28	12/5	MILWAUKEE	W	123-107	7-7	3-11	10-18	Issel-36	Johnson-23	15,992
29	12/8	UTAH	L	103-119	7-8	3-11	10-19	Issel-30	Dantley-37	11,163
30	12/9	@Los Angeles	L	118-131	7-8	3-12	10-20	McGinnis-32	Abdul-Jabbar-31	14,087
31	12/11	SAN ANTONIO	W	127-121	8-8	3-12	11-20	McGinnis-35	Gervin-41	14,433
32	12/14	@San Diego	L	108-112	8-8	3-13	11-21	Issel/McGinnis-23	Free-37	6,684
33	12/15	@Portland	L	98-106	8-8	3-14	11-22	Thompson-33	Washington-23	12,666
34	12/16	@Seattle	L	121-123	8-8	3-15	11-23	Issel-24	Johnson-32	19,870
35	12/19	PORTLAND	W	114-106	9-8	3-15	12-23	Issel-26	Washington-26	14,929
36	12/22	LOS ANGELES	W	130-128	10-8	3-15	13-23	McGinnis-33	Wilkes-24	14,445
37	12/25	@Utah	L	111-122	10-8	3-16	13-24	Issel-37	Furlow-37	7,775
38	12/26	GOLDEN STATE	W	99-94	11-8	3-16	14-24	Issel-39	Smith-22	11,431
39	12/28	@Detroit	L	98-114	11-8	3-17	14-25	Wilkerson-28	Long-32	6,275
40	12/29	@Cleveland	L	106-124	11-8	3-18	14-26	Issel-30	Mitchell-28	10,095
41	1/2	DETROIT	W	135-116	12-8	3-18	15-26	Thompson-35	McAdoo-26	12,732
42	1/5	INDIANA	W	111-105	13-8	3-18	16-26	Thompson-38	Johnson-31	11,553
43	1/6	@Kansas City	L	101-120	13-8	3-19	16-27	Thompson-22	Wedman-24	8,262
44	1/8	@San Antonio	L	134-137	13-8	3-20	16-28	Issel-34	Gervin-53	9,437
45	1/9	@Houston	L	112-114	13-8	3-21	16-29	McGinnis-43	Murphy-31	8,225
46	1/11	@Kansas City	L	99-112	13-8	3-22	16-30	Issel-26	Wedman-27	10,826
47	1/12	SEATTLE	L	102-105	13-9	3-22	16-31	Issel-28	Williams-33	12,580
48	1/15	PHOENIX	L	99-107	13-10	3-22	16-32	Issel-31	Westphal-19	13,057
49	1/16	@Indiana	L	99-117	13-10	3-23	16-33	Issel-23	Edwards-21	8,703
50	1/18	@Milwaukee	W	120-111	13-10	4-23	17-33	Issel-29	Johnson-28	10,938
51	1/19	@Chicago	L	108-117	13-10	4-24	17-34	Issel-31	Theus-27	8,778
52	1/23	PHILADELPHIA	L	93-118	13-11	4-24	17-35	Issel-20	Erving/Mix-24	16,981
53	1/26	PORTLAND	W	100-96	14-11	4-24	18-35	Issel-27	Gross-17	11,087
54	1/29	KANSAS CITY	L	111-121	14-12	4-24	18-36	Issel-27	Birdsong-49	11,016
55	1/30	@Phoenix	L	114-122	14-12	4-25	18-37	Scott-30	Westphal-30	11,069
56	1/31	NEW JERSEY	W	127-126	15-12	4-25	19-37	Issel-47	Natt-32	10,094
57	2/6	CHICAGO	W	122-111	16-12	4-25	20-37	Issel-32	Theus-21	11,127
58	2/9	SAN DIEGO	W	123-104	17-12	4-25	21-37	Issel-38	Freeman-33	14,662
59	2/12	WASHINGTON	L	111-128	17-13	4-25	21-38	English/Issel-25	Grevey-32	11,538
60	2/14	@Seattle	L	84-93	17-13	4-26	21-39	Issel-30	Williams-22	19,152
61	2/15	ATLANTA	W	111-98	18-13	4-26	22-39	Issel-32	Roundfield-22	11,665
62	2/17	HOUSTON	W	112-99	19-13	4-26	23-39	Johnson-28	Malone-29	13,926
63	2/20	LOS ANGELES	L	103-116	19-14	4-26	23-40	Issel-31	Johnson-30	15,816
64	2/22	@Golden State	W	122-121*	19-14	5-26	24-40	Johnson-30	Parish-28	7,512
65	2/23	BOSTON	L	105-124	19-15	5-26	24-41	English-21	Maxwell-19	17,298
66	2/26	PHOENIX	W	121-112	20-15	5-26	25-41	Issel-31	Robinson-25	11,149
67	2/29	@Philadelphia	L	103-104	20-15	5-27	25-42	English-32	Collins-21	11,156
68	3/2	@Atlanta	L	93-100	20-15	5-28	25-43	Issel-23	Johnson-31	11,285
69	3/5	MILWAUKEE	W	112-109	21-15	5-28	26-43	Issel-28	Lanier-32	11,762
70	3/7	@Portland	L	104-113	21-15	5-29	26-44	English-28	Natt-29	12,666
71	3/8	SEATTLE	L	97-104	21-16	5-29	26-45	Issel-21	Williams-23	13,948
72	3/11	GOLDEN STATE	W	96-87	22-16	5-29	27-45	Issel-31	Parish-29	11,076
73	3/13	@San Diego	L	102-116	22-16	5-30	27-46	Wilkerson-18	Williams-26	6,798
74	3/14	@Los Angeles	L	126-132	22-16	5-31	27-47	Issel-29	Wilkes-27	16,664
75	3/16	SAN DIEGO	W	127-107	23-16	5-31	28-47	Issel-22	Free-29	12,497
76	3/18	UTAH	W	98-96	24-16	5-31	29-47	Issel-32	Boone-35	15,730
77	3/20	@Kansas City	L	105-121	24-16	5-32	29-48	English-40	Birdsong-32	10,750
78	3/21	@Chicago	W	134-128***	24-16	6-32	30-48	Issel-30	Greenwood-27	5,436
79	3/23	@Phoenix	L	102-118	24-16	6-33	30-49	Wilkerson-25	Davis-27	11,705
80	3/25	@Utah	L	91-109	24-16	6-34	30-50	Wilkerson-17	Hardey-22	5,357
81	3/26	CHICAGO	L	115-122	24-17	6-34	30-51	Issel-21	Sobers-21	14,083
82	3/27	@Milwaukee	L	95-143	24-17	6-35	30-52	Issel-25	M. Johnson-31	10,938

*Denotes number of overtime periods.

1980-81 ROSTER

NO.	PLAYER	POS	HT	WT	COLLEGE/YR	EXP
23	T.R. Dunn	G	6-4	192	Alabama '77	3
2	Alex English	F	6-7	190	South Carolina '76	4
22	Glen Gondrezick	F	6-6	218	UNLV '77	3
1	Ken Higgs	G	6-0	185	LSU '78	1
34	Cedrick Hordges	F	6-8	220	South Carolina '80	R
35	Kim Hughes	C	6-11	220	Wisconsin '74	5
44	Dan Issel	C	6-9	240	Kentucky '70	10
3	Carl Nicks	G	6-3	185	Indiana St. '80	R
45	Jawann Oldham	C	7-0	220	Seattle '80	R
43	James Ray	F	6-9	215	Jacksonville '80	R
10	John Roche	G	6-3	170	South Carolina '71	6
33	David Thompson	G	6-4	195	No. Carolina St. '75	5
42	Ron Valentine	F	6-7	210	Old Dominion '80	R
55	Kiki Vandeweghe	F	6-8	220	UCLA '80	R

Head Coach: ..... Donnie Walsh (North Carolina '62)
Assistant Coach: ..... Doug Moe (North Carolina '61)
Trainer: ..... Bob "Chopper" Travaglini

NUGGETS 1980-81 TEAM HIGHS & LOWS

	HIGH	LOW
Points	162 vs. Portland, 2/13	92 @ Washington, 11/11
Field Goals Made	64 vs. Portland, 2/13	35 @ San Diego, 11/25
Field Goals Attempted	119 @ San Antonio, 2/22	82 @ Detroit, 3/7
Field Goal Percentage	(.600/51-85) vs. Detroit, 1/27	(.364/36-99) @ Phoenix, 1/14
Three-Pointers Made	*2 @ Milwaukee, 3/12	*0 @ LA Lakers, 3/29
Three-Pointers Attempted	*6 vs. Dallas, 3/25	*0 @ LA Lakers, 3/29
Three-Point Percentage	*(1.000/4-4) vs Chicago, 11/8	*(.000/0-0) @ LA Lakers, 3/29
Free Throws Made	51 @ Atlanta, 1/13	17 @ Washington, 11/11
Free Throws Attempted	63 vs. Phoenix, 2/19	24 vs. Phoenix, 10/24
Free Throw Percentage	(.950/38-40) vs. Seattle, 3/17	(.585/24-41) @ San Diego, 11/25
Total Rebounds	*64 vs. LA Lakers, 3/4	33 @ San Diego, 10/17
Offensive Rebounds	28 vs. San Antonio, 1/24	7 @ San Antonio, 10/17
Defensive Rebounds	*43 @ Kansas City, 3/18	20 @ Boston, 12/23
Assists	38 @ LA Lakers, 11/2	14 @ New Jersey, 11/12
Steals	19 vs. Golden State, 2/27	1 @ Utah, 12/4
Turnovers	26 @ Houston, 12/6	8 @ Utah, 2/8
Blocked Shots	13 vs. Phoenix, 10/24	0 @ Seattle, 1/10
Fouls	36 vs. Phoenix, 10/24	*16 vs. Utah, 12/4

OPPONENTS 1980-81 TEAM HIGHS & LOWS

	HIGH	LOW
Points	147 @ San Antonio, 12/13	*98 by Houston, 1/18
Field Goals Made	65 @ LA Lakers, 3/29	36 by Dallas, 10/15
Field Goals Attempted	120 by San Antonio, 2/4	*79 by San Diego, 11/26
Field Goal Percentage	(.626/57-91) by Golden State, 2/27	(.425/48-113) @ Dallas, 11/28
Three-Pointers Made	5 @ Golden State, 3/28	*0 @ LA Lakers, 3/29
Three-Pointers Attempted	11 @ Golden State, 3/28	*0 by Houston, 3/15
Three-Point Percentage	*(.455/5-11) by Golden State, 7/23	*(.000/0-1) @ LA Lakers, 3/29
Free Throws Made	*37 by Utah, 10/12	10 @ LA Lakers, 1/23
Free Throws Attempted	49 @ Golden State, 10/29	14 @ LA Lakers, 1/23
Free Throw Percentage	(.966/28-29) @ Houston, 1/3	(.500/15-30) @ Philadelphia, 3/6
Total Rebounds	69 @ San Antonio, 2/22	32 @ San Diego, 1/9
Offensive Rebounds	30 @ Golden State, 3/28	*8 by Utah, 1/7
Defensive Rebounds	46 @ San Antonio, 2/22	18 @ San Diego, 1/9
Assists	46 @ San Antonio, 12/13	16 @ Detroit, 3/7
Steals	19 by Phoenix, 10/24	2 @ LA Lakers, 1/23
Turnovers	34 by Phoenix, 10/24	6 by Washington, 2/10
Blocked Shots	*14 @ Philadelphia, 3/6	*1 @ Dallas, 12/26
Fouls	39 @ Houston, 2/3	16 @ Milwaukee, 3/12

* Indicates repeated mark, and is the last time it happened.

1980-81 GAME-BY-GAME RESULTS (37-45)

NO.	DATE	OPP.	W-L	SCORE	HM.	RD.	TOT.	DEN. HIGH SCORER	OPP. HIGH SCORER	ATTEND.
1	10/10	SAN ANTONIO	L	112-113	0-1	0-0	0-1	Thompson-32	Gervin-18	10,027
2	10/12	UTAH	L	121-125*	0-2	0-0	0-2	Thompson-28	Dantley-38	8,401
3	10/15	DALLAS	W	133-98	1-2	0-0	1-2	English-26	Spanarkel-15	6,658
4	10/17	@San Diego	W	129-116	1-2	1-0	2-2	Thompson-33	Brooks-35	4,032
5	10/18	@Utah	L	115-117	1-2	1-1	2-3	English-26	Dantley-42	7,250
6	10/21	HOUSTON	L	117-119	1-3	1-1	2-4	English-30	Malone-41	7,711
7	10/24	PHOENIX	L	94-117	1-4	1-1	2-5	English-21	Robinson-23	8,359
8	10/25	@Kansas City	L	122-125	1-4	1-2	2-6	Thompson-30	Birdsong-36	6,988
9	10/29	@Golden State	L	109-115	1-4	1-3	2-7	Issel-35	King-27	7,305
10	11/1	SEATTLE	W	123-118	2-4	1-3	3-7	Thompson-43	Brown-25	8,681
11	11/2	@Los Angeles	W	123-121	2-3	2-3	4-7	Thompson-31	Wilkes-26	11,661
12	11/5	@Seattle	W	125-117	2-4	3-3	5-7	Thompson-39	Brown-28	13,071
13	11/7	NEW YORK	L	115-124	2-5	3-3	5-8	Thompson-30	Cartwright-27	10,612
14	11/8	@Chicago	W	130-126**	2-5	4-3	6-8	English-31	Theus-24	9,683
15	11/11	@Washington	L	92-107	2-5	4-4	6-9	English-25	Hayes-26	7,218
16	11/12	@New Jersey	L	111-118	2-5	4-5	6-10	Thompson-27	O'Koren-26	6,542
17	11/15	PORTLAND	W	125-123	3-5	4-5	7-10	English-32	Washington-27	11,011
18	11/18	@Portland	L	103-122	3-5	4-6	7-11	English-20	Paxson-25	12,888
19	11/21	KANSAS CITY	W	134-121	4-5	4-6	8-11	Roche-30	Birdsong-28	10,811
20	11/23	@Phoenix	L	113-131	4-5	4-7	8-12	Thompson-40	Robinson-29	11,151
21	11/25	@San Diego	L	94-108	4-5	4-8	8-13	Issel/Thompson-30	Nater-26	4,176
22	11/26	SAN DIEGO	W	113-109	5-5	4-8	9-13	English-28	Brooks-25	7,913
23	11/28	@Dallas	W	119-117*	5-5	5-8	10-13	Thompson-38	LaGarde-22	7,713
24	11/29	LOS ANGELES	L	123-124**	5-6	5-8	10-14	English-37	Wilkes-30	14,811
25	12/2	CHICAGO	L	124-129	5-7	5-8	10-15	Thompson-30	Theus-26	7,581
26	12/4	@Utah	L	118-122	5-7	5-9	10-16	Issel-25	Dantley-40	5,234
27	12/5	GOLDEN STATE	L	114-119	5-8	5-9	10-17	Thompson-31	Free-32	7,737
28	12/6	@Houston	L	108-111	5-8	5-10	10-18	English-26	Dunleavy-48	8,234
29	12/10	DALLAS	W	116-107	6-8	5-10	11-18	English-27	Huston-27	7,768
30	12/13	@San Antonio	L	123-147	6-8	5-11	11-19	Thompson-27	Gervin-32	9,879
31	12/16	KANSAS CITY	L	118-133	6-9	5-11	11-20	English-29	Birdsong-36	6,909
32	12/18	@Cleveland	L	122-130	6-9	5-12	11-21	Issel-23	Mitchell-27	3,576
33	12/20	@New York	L	114-120	6-9	5-13	11-22	English-29	Three w/23	12,253
34	12/23	@Boston	L	128-136	6-9	5-14	11-23	English-29	Maxwell-29	15,320
35	12/26	@Dallas	L	111-119	6-9	5-15	11-24	Thompson-34	Davis-20	8,293
36	12/27	PHILADELPHIA	W	125-121	7-9	5-15	12-24	Issel-30	Erving-20	16,889
37	12/30	INDIANA	W	127-110	8-9	5-15	13-24	English/Issel-23	McGinnis-21	12,909
38	1/1	@Portland	L	119-122	8-9	5-16	13-25	Thompson-28	Ransey-29	12,888
39	1/2	PHOENIX	L	132-133	8-10	5-16	13-26	Thompson-31	Robinson-32	10,514
40	1/3	@Houston	W	134-132	8-10	6-16	14-26	Thompson-31	Murphy-42	8,160
41	1/7	UTAH	L	117-121	8-11	6-16	14-27	Issel-33	Dantley-51	8,735
42	1/9	@San Diego	W	130-116	8-11	7-16	15-27	Thompson-33	Williams-26	4,560
43	1/10	@Seattle	L	116-119	8-11	7-17	15-28	Issel-27	Sikma-29	18,645
44	1/13	ATLANTA	W	135-132	9-11	7-17	16-28	English-36	Drew-33	8,483
45	1/14	@Phoenix	L	102-128	9-11	7-18	16-29	Issel-26	Davis-18	11,330
46	1/17	@Kansas City	W	123-122	9-11	8-18	17-29	Vandeweghe-30	Wedman-36	7,297
47	1/18	HOUSTON	L	97-98	9-12	8-18	17-30	Thompson-33	Malone-37	11,261
48	1/21	SAN DIEGO	L	116-125	9-13	8-18	17-31	Thompson-30	Williams-23	7,528
49	1/23	@Los Angeles	L	105-110	9-13	8-19	17-32	Thompson-29	Wilkes-30	14,813
50	1/24	SAN ANTONIO	W	129-115	10-13	8-19	18-32	Issel-32	Gervin-24	10,729
51	1/27	DETROIT	W	143-123	11-13	8-19	19-32	Issel-29	Hubbard-25	8,249
52	1/29	MILWAUKEE	W	131-118	12-13	8-19	20-32	English-26	Bridgeman-25	9,845
53	2/3	@Houston	L	128-135*	12-13	8-20	20-33	English-26	Malone-38	9,578
54	2/4	SAN ANTONIO	L	132-135	12-14	8-20	20-34	English-32	Gervin-37	9,117
55	2/6	@Utah	W	120-116	12-14	9-20	21-34	Issel-37	Dantley-55	8,037
56	2/7	GOLDEN STATE	W	135-125	13-14	9-20	22-34	Thompson-26	Carroll-31	10,453
57	2/8	@Seattle	L	112-133	13-14	9-21	22-35	Thompson-32	Bailey-24	13,849
58	2/10	WASHINGTON	L	110-115	13-15	9-21	22-36	Thompson-26	Grevey/Porter-28	7,794
59	2/13	PORTLAND	W	162-143	14-15	9-21	23-36	Thompson-30	Natt-25	11,781
60	2/15	BOSTON	L	118-120	14-16	9-21	23-37	Issel-27	Maxwell-34	16,992
61	2/19	PHOENIX	W	127-126	15-16	9-21	24-27	Issel-30	Johnson-25	15,252
62	2/21	KANSAS CITY	W	129-109	16-16	9-21	25-37	English-36	Ford-20	13,691
63	2/22	@San Antonio	L	129-133*	16-16	9-22	25-38	Thompson-31	Johnson-26	8,668
64	2/24	NEW JERSEY	W	140-123	17-16	9-22	26-38	Robisch-27	Robinson-32	9,023
65	2/27	GOLDEN STATE	W	137-130	18-16	9-22	27-38	Thompson-29	King-34	9,658
66	3/1	CLEVELAND	W	137-127	19-16	9-22	28-38	Thompson-44	Mitchell-36	8,826
67	3/4	LOS ANGELES	W	123-114	20-16	9-22	29-38	English-31	Abdul-Jabbar-26	14,840
68	3/6	@Philadelphia	L	112-131	20-16	9-23	29-39	Thompson-34	Erving-26	16,187
69	3/7	@Detroit	W	121-109	20-16	10-23	30-39	Issel-30	Tyler-19	8,338
70	3/8	@Indiana	L	119-129	20-16	10-24	30-40	Issel-36	Davis/Edwards-28	7,708
71	3/10	PORTLAND	L	137-142	20-17	10-24	30-41	Gondrezick-27	Ransey-35	9,435
72	3/12	@Milwaukee	L	113-131	20-17	10-25	30-42	Issel-27	Johnson-23	11,052
73	3/13	@Atlanta	L	117-119	20-17	10-26	30-43	Thompson-27	Matthews-22	9,148
74	3/15	HOUSTON	W	138-127	21-17	10-26	31-43	Thompson-27	Malone-31	11,082
75	3/17	SEATTLE	W	124-112	22-17	10-26	32-43	Robisch-26	Bailey-21	10,610
76	3/18	@Kansas City	W	126-124**	22-17	11-26	33-43	English-42	Wedman-41	8,266
77	3/20	@Dallas	L	125-126	22-17	11-27	33-44	Thompson-28	Byrnes-22	6,459
78	3/22	UTAH	W	113-108	23-17	11-27	34-44	Thompson-28	Griffith-21	10,496
79	3/24	@San Antonio	W	125-123	23-17	12-27	35-44	English-33	Gervin-30	14,190
80	3/25	DALLAS	L	115-126	23-18	12-27	35-45	English-29	Davis-25	14,035
81	3/28	@Golden State	W	142-139	23-18	13-27	36-45	Thompson-38	King-33	13,239
82	3/29	@Los Angeles	W	148-146	23-18	14-27	37-45	Thompson-43	Johnson-33	17,505

* Denotes number of overtime periods.

1981-82 ROSTER

NO.	PLAYER	POS	HT	WT	COLLEGE/YR	EXP
23	T.R. Dunn	G	6-4	192	Alabama '77	4
2	Alex English	F	6-7	190	South Carolina '76	5
22	Glen Gondrezick	F	6-6	218	UNLV '77	4
1	Ken Higgs	G	6-0	185	LSU '78	2
34	Cedrick Hordges	F	6-8	220	South Carolina '80	1
44	Dan Issel	C	6-9	240	Kentucky '70	11
7	Billy McKinney	G	6-1	170	Northwestern '77	3
43	James Ray	F	6-9	215	Jacksonville '80	1
25	Dave Robisch	C	6-10	240	Kansas '71	10
10	John Roche	G	6-3	170	South Carolina '71	7
33	David Thompson	G	6-4	195	No. Carolina St. '75	6
55	Kiki Vandeweghe	F	6-8	220	UCLA '80	1

Head Coach: ..... Doug Moe (North Carolina '61)
Assistant Coaches: ..... John Nillen (Regis '74), Donnie Walsh (North Carolina '62)
Trainer: ..... Bob "Chopper" Travaglini

NUGGETS 1981-82 TEAM HIGHS & LOWS

	HIGH	LOW
Points	154 vs. Utah, 3/16	105 @ Dallas, 12/5
Field Goals Made	61 vs. LA Lakers, 1/19	36 vs. Phoenix, 11/10
Field Goals Attempted	123 vs. Phoenix, 3/27	79 @ Kansas City, 12/30
Field Goal Percentage	(.644/58-90) vs. LA Lakers, 2/21	(.408/42-103) vs. Seattle, 1/9
Three-Pointers Made	9 vs. Seattle, 1/9	*0 vs. Dallas, 4/17
Three-Pointers Attempted	15 vs. Seattle, 1/9	*0 vs. Dallas, 4/17
Three-Point Percentage	*(.600/9-15) vs.Seattle, 1/9	*(.000/0-0) vs. Dallas, 4/17
Free Throws Made	46 @ Washington, 2/7	*15 vs. LA Lakers, 2/21
Free Throws Attempted	59 vs. Kansas City, 1/12	18 vs. LA Lakers, 12/4
Free Throw Percentage	(.921/35-38) @ Phoenix, 2/26	(.632/24-38) vs. Seattle, 3/30
Total Rebounds	64 vs. Phoenix, 3/27	29 @ New York, 12/8
Offensive Rebounds	26 @ LA Lakers, 4/9	*6 @ San Diego, 3/25
Defensive Rebounds	*42 vs. Seattle, 3/30	19 @ New Jersey, 12/11
Assists	45 vs. New Jersey, 1/27	*14 @ Washington, 2/7
Steals	15 vs. Philadelphia, 2/27	*2 @ Golden State, 4/7
Turnovers	32 @ Kansas City, 12/30	8 @ Washington, 2/7
Blocked Shots	10 vs. Washington, 3/5	*0 @ Phoenix, 2/26
Fouls	36 vs. Kansas City, 11/21	15 vs. Houston, 11/4

OPPONENTS 1981-82 TEAM HIGHS & LOWS

	HIGH	LOW
Points	153 @ LA Lakers, 4/9	100 by Houston, 11/4
Field Goals Made	69 @ LA Lakers, 4/9	38 by Dallas, 1/15
Field Goals Attempted	121 by Phoenix, 3/27	82 @ Detroit, 3/10
Field Goal Percentage	(.642/61-95) @ New York, 12/8	(.418/41-98) by Atlanta, 12/17
Three-Pointers Made	4 by Philadelphia, 2/27	*0 by Dallas, 4/17
Three-Pointers Attempted	*10 by Chicago, 3/19	*0 @ LA Lakers, 4/9
Three-Point Percentage	*(.600/3-5) twice by Portland,	*(.000/0-5) by Dallas, 4/17
Free Throws Made	38 @ Utah, 2/15	*10 @ Portland, 1/8
Free Throws Attempted	*46 by Dallas, 1/15	*14 @ Houston, 1/23
Free Throw Percentage	(.897/26-29) by Dallas, 4/17	(.455/15-33) @ LA Lakers, 4/9
Total Rebounds	*62 @ LA Lakers, 4/9	32 @ Kansas City, 12/30
Offensive Rebounds	28 @ Phoenix, 3/17	8 by Chicago, 3/19
Defensive Rebounds	47 by Seattle, 1/9	*20 @ Kansas City, 12/30
Assists	51 @ LA Lakers, 2/23	20 @ Utah, 2/13
Steals	19 @ Portland, 4/6	1 by San Diego, 11/18
Turnovers	29 by New Jersey, 1/27	10 by San Diego, 11/18
Blocked Shots	21 @ LA Lakers, 4/9	1 @ San Diego, 3/25
Fouls	42 by Kansas City, 1/12	16 @ Portland, 4/6

* Indicates repeated mark, and is the last time it happened.

1981-82 GAME-BY-GAME RESULTS (46-36)

NO.	DATE	OPP.	W-L	SCORE	HM.	RD.	TOT.	DEN. HIGH SCORER	OPP. HIGH SCORER	ATTEND.
1	10/30	GOLDEN STATE	W	134-121	1-0	0-0	1-0	English-22	Williams-16	11,989
2	10/31	@San Antonio	L	120-145	1-0	0-1	1-1	English-26	Gervin-27	9,487
3	11/4	HOUSTON	W	112-100	2-0	0-1	2-1	Vandeweghe-25	Leavell-29	7,368
4	11/6	@Seattle	W	109-105	2-0	1-1	3-1	English/Vandeweghe-24	Sikma/Walker-20	11,564
5	11/7	@Golden State	L	107-152	2-0	1-2	3-2	Vandeweghe-19	King-25	7,210
6	11/8	@Portland	L	116-120	2-0	1-3	3-3	English-32	Natt-30	12,888
7	11/10	PHOENIX	L	106-109	2-1	1-3	3-4	English-30	Adams-25	8,374
8	11/13	@Utah	L	124-131	2-1	1-4	3-5	Issel-32	Dantley-38	7,112
9	11/18	SAN DIEGO	W	133-128	3-1	1-4	4-5	English-30	Chambers-24	6,495
10	11/21	KANSAS CITY	W	128-121	4-1	1-4	5-5	English-33	Robinson-33	12,015
11	11/25	DALLAS	W	139-133	5-1	1-4	6-5	English-25	Aguirre-31	8533
12	11/27	@Kansas City	W	123-115	5-1	2-4	7-5	English-34	Robinson-24	7,117
13	11/28	UTAH	W	131-124*	6-1	2-4	8-5	English-28	Dantley-43	11,723
14	12/1	PORTLAND	L	113-121	6-2	2-4	8-6	Issel-34	Natt-30	6,791
15	12/3	@Phoenix	L	109-137	6-2	2-5	8-7	Issel-24	Nance-29	10,165
16	12/4	LOS ANGELES	L	117-126	6-3	2-5	8-8	English-29	Nixon-25	14,562
17	12/5	@Dallas	L	105-109	6-3	2-6	8-9	English-32	Aguirre-26	7,620
18	12/8	@New York	L	122-135	6-3	2-7	8-10	English-28	Lucas-25	9,299
19	12/9	@Philadelphia	L	109-137	6-3	2-8	8-11	Vandeweghe-24	Erving-27	10,896
20	12/11	@New Jersey	L	123-131	6-3	2-9	8-12	English/Vandeweghe-26	Williams-26	13,421
21	12/12	@Cleveland	W	120-115	6-3	3-9	9-12	Thompson-34	Carr-29	6,549
22	12/15	SEATTLE	L	120-126	6-4	3-9	9-13	Issel-28	Williams-33	8.967
23	12/17	ATLANTA	W	138-103	7-4	3-9	10-13	English-24	Drew-22	7,198
24	12/19	SAN ANTONIO	W	138-125	8-4	3-9	11-13	English-36	Gervin-35	7,371
25	12/22	@Houston	W	121-109	8-4	4-9	12-13	English-30	Hayes-20	9,579
26	12/23	DETROIT	L	119-124	8-5	4-9	12-14	English-28	Long-34	11,340
27	12/26	@Dallas	W	124-117	8-5	5-9	13-14	English-39	Vincent-33	9,580
28	12/29	BOSTON	W	128-123	9-5	5-9	14-14	English-32	Bird-27	17,668
29	12/30	@Kansas City	L	116-120	9-5	5-10	14-15	English-30	Drew-27	8,359
30	1/2	@San Antonio	L	133-148	9-5	5-11	14-16	Thompson-41	Gervin-38	9,263
31	1/3	@Milwaukee	W	128-122	9-5	6-11	15-16	English-38	Johnson-21	11,052
32	1/5	@Chicago	L	128-134	9-5	6-12	15-17	Issel-30	Theus-20	6,122
33	1/6	SAN DIEGO	W	136-114	10-5	6-12	16-17	Issel-24	Chambers-22	8,281
34	1/8	@Portland	W	124-121	10-5	7-12	17-17	English-35	Thompson-27	12,888
35	1/9	SEATTLE	L	110-125	10-6	7-12	17-18	Roche-24	Williams-39	9,636
36	1/12	KANSAS CITY	W	139-126	11-6	7-12	18-18	English-29	Grunfeld-24	9,849
37	1/13	@Golden State	L	128-143	11-6	7-13	18-19	Issel-31	King-39	7,682
38	1/15	DALLAS	W	128-113	12-6	7-13	19-19	Vandeweghe-24	Vincent-22	7,990
39	1/17	@San Diego	W	138-131	12-6	7-13	20-19	English-35	Taylor-32	5,281
40	1/19	LOS ANGELES	W	140-139	13-6	8-13	21-19	English-28	Three w/22	15,272
41	1/22	MILWAUKEE	L	125-131	13-7	8-13	21-20	English-33	Winters-40	12,315
42	1/23	@Houston	W	111-109	13-7	9-13	22-20	English-30	Malone-23	12,244
43	1/27	NEW JERSEY	W	130-116	14-7	9-13	23-20	Vandeweghe-29	Cook-20	11,103
44	2/2	NEW YORK	W	128-117	15-7	9-13	24-20	English-27	Richardson-26	10,906
45	2/4	@Indiana	L	114-131	15-7	9-14	24-21	Vandeweghe-27	Knight-19	7,134
46	2/5	@Boston	L	144-145	15-7	9-15	24-22	Vandeweghe-40	Bird-34	15,320
47	2/7	@Washington	W	124-115	15-7	10-15	25-22	English-31	Haywood-24	6,542
48	2/10	UTAH	L	148-151	15-8	10-15	25-23	Issel-37	Dantley-42	11,502
49	2/13	SAN DIEGO	W	146-129	16-8	10-15	26-23	Vandeweghe-27	Wiley-28	13,833
50	2/15	@Utah	W	145-134	16-8	11-15	27-23	Vandeweghe-24	Dantley-40	10,607
51	2/16	KANSAS CITY	W	119-106	17-8	11-15	28-23	English-24	Johnson-17	7,203
52	2/19	SAN ANTONIO	L	121-126	17-9	11-15	28-24	Vandeweghe-23	Mitchell-27	11,918
53	2/21	LOS ANGELES	L	131-132	17-10	11-15	28-25	English-34	E. Johnson-25	17,337
54	2/23	@Los Angeles	L	129-145	17-10	11-16	28-26	Issel/Vandeweghe-18	Wilkes-31	14,072
55	2/24	HOUSTON	L	110-120	17-11	11-16	28-27	Vandeweghe-34	Hayes-27	11,985
56	2/26	@Phoenix	L	122-131	17-11	11-17	28-28	Issel-35	Robinson-32	12,683
57	2/27	PHILADELPHIA	W	134-125	18-11	11-17	29-28	English-25	Toney-29	17,727
58	3/2	INDIANA	L	124-132*	18-12	11-17	29-29	Vandeweghe-35	Davis-25	10,147
59	3/5	WASHINGTON	W	127-126	19-12	11-17	30-29	Vandeweghe-23	Haywood-27	9,986
60	3/7	CLEVELAND	W	147-127	20-12	11-17	31-29	English-26	Robinson-29	9,889
61	3/9	@Atlanta	L	106-120	20-12	11-18	31-30	English-29	Roundfield-34	5,840
62	3/10	@Detroit	W	124-113	20-12	12-18	32-30	Issel-35	Thomas-25	4,162
63	3/12	@Houston	W	130-115	20-12	13-18	33-30	English-28	Malone-26	12,518
64	3/14	GOLDEN STATE	W	127-101	21-12	13-18	34-30	Vandeweghe-26	Free/Smith-20	12,228
65	3/16	UTAH	W	154-138	22-12	13-18	35-30	English-32	Dantley-36	8,895
66	3/17	@Phoenix	W	135-133*	22-12	14-18	36-30	Issel-39	Johnson-28	11,349
67	3/19	CHICAGO	W	130-120	23-12	14-18	37-30	English-29	Greenwood-20	10,979
68	3/24	SAN ANTONIO	W	129-115	24-12	14-18	38-30	English/Issel-25	Gervin-25	14,425
69	3/25	@San Diego	W	129-117	24-12	15-18	39-30	Vandeweghe-32	Brooks-29	3,755
70	3/27	PHOENIX	W	140-134**	25-12	15-18	40-30	English-29	Davis-23	15,222
71	3/30	SEATTLE	W	145-142*	26-12	15-18	41-30	Vandeweghe-35	Williams-32	15,419
72	3/31	@Dallas	W	120-119	26-12	16-18	42-30	English-27	Vincent-31	7,932
73	4/2	PORTLAND	W	127-121	27-12	16-18	43-30	Vandeweghe-27	Thompson-27	17,135
74	4/4	@Seattle	L	116-140	27-12	16-19	43-31	Issel-25	Sikma-29	32,403
75	4/6	@Portland	L	122-136	27-12	16-20	43-32	English/Issel-26	Natt-28	12,666
76	4/7	@Golden State	W	129-121	27-12	17-20	44-32	Issel-28	King-33	10,688
77	4/9	@Los Angeles	L	128-153	27-12	17-21	44-33	English/Gondrezick-20	Wilkes-25	16,433
78	4/10	@Utah	L	136-151	27-12	17-22	44-34	Issel-25	Dantley-53	6,919
79	4/13	@San Antonio	L	137-144	27-12	17-23	44-35	Issel-35	Gervin-39	14,973
80	4/14	HOUSTON	W	141-122	28-12	17-23	45-35	Thompson-26	Malone-27	17,103
81	4/16	@Kansas City	L	121-123	28-12	17-24	45-36	English-25	Johnson-21	6,013
82	4/17	DALLAS	W	130-124	29-12	17-24	46-36	English/Issel-32	Vincent-26	17,009

* Denotes number of overtime periods.

1982-83 ROSTER

NO.	PLAYER	POS	HT	WT	COLLEGE/YR	EXP
23	T.R. Dunn	G	6-4	192	Alabama '77	5
2	Alex English	F	6-7	190	South Carolina '76	6
22	Glen Gondrezick	F	6-6	218	UNLV '77	5
24	Bill Hanzlik	G	6-7	185	Notre Dame '80	2
34	Cedrick Hordges	F	6-8	220	South Carolina '80	2
44	Dan Issel	C	6-9	240	Kentucky '70	12
53	Rich Kelley	C	7-0	240	Stanford '75	7
7	Billy McKinney	G	6-1	170	Northwestern '77	4
43	James Ray	F	6-9	215	Jacksonville '80	2
25	Dave Robisch	C	6-10	240	Kansas '71	11
55	Kiki Vandeweghe	F	6-8	220	UCLA '80	2
21	Rob Williams	G	6-2	175	Houston '83	R

Head Coach: ..... Doug Moe (North Carolina '61)
Assistant Coach: ..... John Nillen (Regis '74)
Trainer: ..... Bob "Chopper" Travaglini

NUGGETS 1982-83 TEAM HIGHS & LOWS

	HIGH	LOW
Points	155 vs. Indiana, 12/28	90 @ Washington, 12/9
Field Goals Made	*57 vs. Golden State, 3/15	37 @ Washington, 12/9
Field Goals Attempted	117 @ Seattle, 1/11	*80 vs. New York, 1/22
Field Goal Percentage	(.606/57-94) @ Dallas, 1/14	(.384/38-99) @ Kansas City, 12/22
Three-Pointers Made	*3 vs. San Antonio, 12/16	*0 vs. Kansas City, 4/17
Three-Pointers Attempted	9 @ Utah, 4/12	*0 vs. Kansas City, 4/17
Three-Point Percentage	*(.600/3-5) vs. San Antonio, 12/16	*(.000/0-6) vs. Kansas City, 4/17
Free Throws Made	*45 vs. Kansas City, 1/4	7 @ Philadelphia, 2/16
Free Throws Attempted	60 vs. Kansas City, 1/4	9 @ Philadelphia, 2/16
Free Throw Percentage	(1.000/17-17) @ Seattle, 1/11	(.633/31-49) vs. Kansas City, 1/25
Total Rebounds	68 @ Utah, 4/12	29 @ Cleveland, 12/10
Offensive Rebounds	27 vs. Chicago, 12/3	5 @ Portland, 1/3
Defensive Rebounds	46 @ Dallas, 4/8	18 @ Philadelphia, 2/16
Assists	42 @ Seattle, 1/11	14 @ Kansas City, 1/5
Steals	*17 vs. Utah, 2/5	2 @ San Antonio, 11/23
Turnovers	29 @ San Diego, 1/8	*8 vs. Dallas, 11/30
Blocked Shots	12 vs. Chicago, 12/3	*0 vs. Seattle, 3/18
Fouls	36 @ San Antonio, 3/29	14 @ Washington, 12/9

OPPONENTS 1982-83 TEAM HIGHS & LOWS

	HIGH	LOW
Points	150 by Indiana, 12/28	93 by Houston, 1/19
Field Goals Made	67 @ Seattle, 3/18	36 by Houston, 1/19
Field Goals Attempted	*120 by Kansas City, 1/4	76 @ Philadelphia, 2/16
Field Goal Percentage	(.637/65-102) @ Dallas, 1/14	(.350/36-103) by Houston, 1/19
Three-Pointers Made	5 by Detroit, 3/25	*0 by Kansas City, 4/17
Three-Pointers Attempted	14 by San Antonio, 3/8	*0 by LA Lakers, 3/31
Three-Point Percentage	*(.600/3-5) @ Houston 12/2, Portland 3/4	*(.000/0-3) by Kansas City, 4/17
Free Throws Made	36 by Portland, 3/20	8 @ Washington, 12/9
Free Throws Attempted	54 by Philadelphia, 2/1	12 @ Washington, 12/9
Free Throw Percentage	(.944/17-18) by Dallas, 10/29	(.536/15-28) by Houston, 1/7
Total Rebounds	75 vs. Kansas City, 1/4	33 @ Portland, 3/4
Offensive Rebounds	37 by Kansas City, 1/4	5 @ Utah, 11/10
Defensive Rebounds	46 @ Kansas City, 12/22	23 by Golden State, 3/15
Assists	52 @ Seattle, 3/18	14 by Houston, 1/19
Steals	17 @ San Diego, 2/8	*3 @ Milwaukee, 12/15
Turnovers	33 by Chicago, 12/3	9 @ San Antonio, 11/23
Blocked Shots	17 by Utah, 2/5	*1 by Houston, 1/19
Fouls	46 by Indiana, 12/28	17 @ Utah, 3/9

* Indicates repeated mark, and is the last time it happened.

1982-83 GAME-BY-GAME RESULTS (45-37)

NO.	DATE	OPP.	W-L	SCORE	HM.	RD.	TOT.	DEN. HIGH SCORER	OPP. HIGH SCORER	ATTEND.
1	10/29	DALLAS	L	117-125	0-1	0-0	0-1	Vandeweghe-32	Blackman-26	12,099
2	10/31	PHOENIX	W	114-110	1-1	0-0	1-1	English-25	Lucas-19	8,893
3	11/3	LOS ANGELES	L	134-135*	1-2	0-0	1-2	Issel-26	Three w/22	14,807
4	11/4	@Los Angeles	L	108-131	1-2	0-1	1-3	English-22	Nixon-21	12,815
5	11/6	GOLDEN STATE	W	127-118	2-2	0-1	2-3	English-27	Smith-23	12,929
6	11/9	ATLANTA	L	105-106	2-3	0-1	2-4	English-30	Roundfield-27	10,551
7	11/10	@Utah	L	118-125	2-3	0-2	2-5	Issel-32	Dantley-43	8,314
8	11/12	PORTLAND	L	111-128	2-4	0-2	2-6	English-24	Natt-27	13,639
9	11/13	@Dallas	W	140-130	2-4	1-2	3-6	English-40	Aguirre-28	10,283
10	11/16	@San Diego	W	136-130	2-4	2-2	4-6	English-39	Chambers-29	3,039
11	11/18	@Phoenix	W	118-107	2-4	3-2	5-6	English-32	Johnson-27	9,640
12	11/21	@Los Angeles	L	129-143	2-4	3-3	5-7	English-45	Wilkes-29	17,505
13	11/23	@San Antonio	L	126-136	2-4	3-4	5-8	English-36	Banks-28	8,518
14	11/24	SAN ANTONIO	W	129-123	3-4	3-4	6-8	Issel-38	Gervin-34	13,011
15	11/26	@Seattle	L	106-127	3-4	3-5	6-9	English-24	Williams-20	15,070
16	11/27	SAN DIEGO	W	141-125	4-4	3-5	7-9	English-39	Cummings-25	10,813
17	11/30	DALLAS	L	129-140	4-5	3-5	7-10	English-34	Aguirre-37	8,799
18	12/3	CHICAGO	W	131-124	5-5	3-5	8-10	English-29	Woolridge/Theus-29	10,993
19	12/8	@Indiana	L	126-130	5-5	3-6	8-11	English-41	Kellogg-29	3,013
20	12/9	@Washington	L	90-98	5-5	3-7	8-12	English/Issel-24	Ruland-23	5,684
21	12/10	@Cleveland	W	117-107	5-5	4-7	9-12	English-27	Wedman/Hubbard-21	1,997
22	12/12	@Boston	L	112-126	5-5	4-8	9-13	Issel-25	Bird-26	15,320
23	12/15	@Milwaukee	W	113-98	5-5	5-8	10-13	English-33	Johnson-25	9,085
24	12/16	SAN ANTONIO	L	108-120	5-6	5-8	10-14	Issel-30	Moore-29	10,815
25	12/18	NEW JERSEY	L	114-123	5-7	5-8	10-15	Vandeweghe-37	O'Koren-23	13,121
26	12/22	@Kansas City	L	102-146	5-7	5-9	10-16	Vandeweghe-28	Loder-25	6,439
27	12/23	@Detroit	W	135-127	5-7	6-9	11-16	English-43	Thomas-28	12,218
28	12/27	GOLDEN STATE	W	130-128	6-7	6-9	12-16	English-41	Richardson-31	7,730
29	12/28	INDIANA	W	155-150*	7-7	6-9	13-16	English-37	Knight-23	7,038
30	12/30	BOSTON	L	132-145	7-8	6-9	13-17	Vandeweghe-40	Maxwell-27	16,474
31	1/1	PHOENIX	W	127-125	8-8	6-9	14-17	Vandeweghe-49	Nance-26	7,814
32	1/2	@Portland	L	102-122	8-8	6-10	14-18	Vandeweghe-30	Paxson-31	12,888
33	1/4	KANSAS CITY	W	137-121	9-8	6-10	15-18	English-36	Williams-26	7,989
34	1/5	@Kansas City	L	118-138	9-8	6-11	15-19	English-34	Woodson-26	7,222
35	1/7	HOUSTON	W	125-97	10-8	6-11	16-19	Vandeweghe-28	Bailey-23	9,122
36	1/8	@San Diego	L	120-122	10-8	6-12	16-20	English-33	Hollins-25	3,715
37	1/11	@Seattle	W	131-119	10-8	7-12	17-20	Vandeweghe-35	Donaldson-25	10,054
38	1/12	UTAH	W	126-118	11-8	7-12	18-20	Vandeweghe-30	Griffith-22	8,817
39	1/14	@Dallas	L	139-149	11-8	7-13	18-21	English-34	Blackman-31	11,015
40	1/15	@Houston	W	131-111	11-8	8-13	19-21	English-39	Leavell-32	7,260
41	1/18	@San Antonio	L	124-143	11-8	8-14	19-22	Vandeweghe-29	Banks-30	8,424
42	1/19	HOUSTON	W	130-93	12-8	8-14	20-22	English-23	Bryant-13	9,417
43	1/21	@Golden State	L	121-136	12-8	8-15	20-23	Vandeweghe-35	Carroll-39	9,351
44	1/22	NEW YORK	L	98-102	12-9	8-15	20-24	Vandeweghe-28	Orr-28	12,075
45	1/25	KANSAS CITY	W	119-112	13-9	8-15	21-24	English-32	Drew-22	8,133
46	1/28	PORTLAND	W	118-109	14-9	8-15	22-24	English-35	Natt-26	11,736
47	2/1	PHILADELPHIA	L	124-133	14-10	8-15	22-25	Vandeweghe-36	Toney-35	17,498
48	2/2	@Houston	L	128-135	14-10	8-16	22-26	Vandeweghe-29	Leavell-42	7,141
49	2/3	@Atlanta	W	126-112	14-10	9-16	23-26	English-36	Roundfield-29	4,534
50	2/5	UTAH	W	143-136	15-10	9-16	24-26	English-36	Drew-30	9,133
51	2/8	@San Diego	L	98-125	15-10	9-17	24-27	Vandeweghe-27	Cummings-31	3,341
52	2/9	SEATTLE	W	134-125	16-10	9-17	25-27	Vandeweghe-37	Radford-22	12,847
53	2/16	@Philadelphia	L	95-116	16-10	9-18	25-28	Vandeweghe-16	Malone-21	13,216
54	2/17	@New Jersey	W	117-108	16-10	10-18	26-28	English-33	King-25	12,037
55	2/19	@New York	L	117-108	16-10	10-19	26-29	English-39	Cartwright-24	10,068
56	2/22	@Chicago	L	133-144	16-10	10-20	26-30	Vandeweghe-37	Woolridge-31	5,754
57	2/24	SEATTLE	W	138-129	17-10	10-20	27-30	Issel-30	Williams-27	15,748
58	2/26	WASHINGTON	W	125-111	18-10	10-20	28-30	English-34	Ballard-29	15,035
59	2/27	@Los Angeles	W	135-120	18-10	11-20	29-30	Vandeweghe-35	E. Johnson-28	17,505
60	3/1	CLEVELAND	W	132-121	19-10	11-20	30-30	English-31	Free-25	10,492
61	3/2	@Golden State	W	128-108	19-10	12-20	31-30	Vandeweghe-33	Carroll-22	6,508
62	3/4	@Portland	W	142-138	19-10	13-20	32-30	English-35	Natt-33	12,888
63	3/5	MILWAUKEE	W	126-120	20-10	13-20	33-30	Vandeweghe-36	Ford-21	17,065
64	3/8	SAN ANTONIO	W	129-118	21-10	13-20	34-30	English-28	Mitchell-21	15,033
65	3/9	@Utah	W	129-109	21-10	14-20	35-30	English-32	Griffith-34	10,075
66	3/13	UTAH	W	130-117	22-10	14-20	36-30	English-30	Three w/16	13,188
67	3/15	GOLDEN STATE	W	139-115	23-10	14-20	37-30	Vandeweghe-32	Lloyd-30	12,558
68	3/18	@Seattle	L	117-147	23-10	14-21	37-31	Vandeweghe-31	Kelser-30	14,268
69	3/20	PORTLAND	L	106-118	23-11	14-21	37-32	Issel-26	Paxson-29	13,710
70	3/22	PHOENIX	W	130-117	24-11	14-21	38-32	Vandeweghe-29	Davis-27	10,588
71	3/25	DETROIT	W	131-120	25-11	14-21	39-32	English-29	Thomas-44	14,009
72	3/26	@Phoenix	L	110-124	25-11	14-22	39-33	Vandeweghe-32	Johnson-25	13,143
73	3/29	@San Antonio	L	129-136	25-11	14-23	39-34	Vandeweghe-33	Gilmore-32	12,477
74	3/31	LOS ANGELES	L	116-122	25-12	14-23	39-35	English-30	Jabbar-25	17,310
75	4/2	SAN DIEGO	W	107-99	26-12	14-23	40-35	Vandeweghe-26	Brooks-30	12,011
76	4/6	@Kansas City	L	113-130	26-12	14-24	40-36	Vandeweghe-26	E. Johnson-26	7,130
77	4/8	@Dallas	W	132-115	26-12	15-24	41-36	English-29	Ransey-19	10,878
78	4/9	@Houston	W	123-105	26-12	16-24	42-36	Vandeweghe-32	Leavell-20	6,237
79	4/12	@Utah	L	116-125	26-12	16-25	42-37	Vandeweghe-34	Griffith-30	10,195
80	4/13	HOUSTON	W	131-112	27-12	16-25	43-37	Vandeweghe-28	Teagle-18	10,609
81	4/15	DALLAS	W	137-126	28-12	16-25	44-37	Vandeweghe-35	Aguirre-31	15,039
82	4/17	KANSAS CITY	W	125-116	29-12	16-25	45-37	English/Issel-31	Drew-32	17,619

* Denotes number of overtime periods.

1983-84 ROSTER

NO.	PLAYER	POS	HT	WT	COLLEGE/YR	EXP
32	Howard Carter	G	6-5	213	LSU '83	R
23	T.R. Dunn	G	6-4	193	Alabama '77	6
2	Alex English	F	6-7	190	South Carolina '76	7
5	Mike Evans	G	6-1	170	Kansas St. '78	4
22	Glen Gondrezick	F	6-6	218	UNLV '77	6
24	Bill Hanzlik	G	6-7	185	Notre Dame '80	3
44	Dan Issel	C	6-9	240	Kentucky '70	13
7	Billy McKinney	G	6-0	170	Northwestern '77	5
43	James Ray	F	6-9	215	Jacksonville '80	3
25	Dave Robisch	C	6-10	240	Kansas '71	12
34	Danny Schayes	C	6-11	245	Syracuse '81	2
55	Kiki Vandeweghe	F	6-8	220	UCLA '80	3
21	Rob Williams	G	6-2	175	Houston '83	1

Head Coach: ..... Doug Moe (North Carolina '61)
Assistant Coach: ..... Bill Ficke
Trainer: ..... Bob "Chopper" Travaglini

NUGGETS 1983-84 TEAM HIGHS & LOWS

	HIGH	LOW
Points	184 vs. Detroit, 12/13	90 @ Boston, 12/9
Field Goals Made	68 vs. Detroit, 12/13	35 @ Dallas, 3/24
Field Goals Attempted	125 vs. San Antonio, 1/11	75 @ Dallas, 3/24
Field Goal Percentage	(.615/59-96) vs. Kansas City, 2/25	(.413/45-109) vs. Utah, 4/10
Three-Pointers Made	*5 vs. LA Lakers, 1/13	*0 @ Houston, 4/11
Three-Pointers Attempted	12 vs. Boston, 11/15	*0 vs. San Diego, 4/1
Three-Point Percentage	*(.667/4-6) @ Houston, 3/27	*(.000/0-1) @ Houston, 4/11
Free Throws Made	51 @ San Diego, 10/29	12 @ Boston, 12/9
Free Throws Attempted	58 vs. Houston, 3/21	16 vs. Dallas, 2/8
Free Throw Percentage	(1.000/18-18) vs. Seattle, 1/3	(.667/12-18) @ Boston, 12/9
Total Rebounds	57 @ Utah, 11/25	26 @ Portland, 11/22
Offensive Rebounds	26 @ Seattle, 2/19	*7 @ Cleveland, 3/16
Defensive Rebounds	43 @ Indiana, 1/25	17 @ Portland, 11/22
Assists	46 vs. Detroit, 12/13	15 @ Dallas, 3/24
Steals	15 vs. LA Lakers, 11/8	*4 vs. Chicago, 3/18
Turnovers	28 @ Portland, 2/10	*8 @ LA Lakers, 12/27
Blocked Shots	12 vs. Atlanta, 2/16	*0 @ LA Lakers, 12/27
Fouls	44 @ Phoenix, 12/26	*20 @ Cleveland, 3/16

OPPONENTS 1983-84 TEAM HIGHS & LOWS

	HIGH	LOW
Points	186 by Detroit, 12/13	89 by Philadelphia, 12/29
Field Goals Made	74 by Detroit, 12/13	30 by Philadelphia, 12/29
Field Goals Attempted	136 by Detroit, 12/13	77 by Kansas City, 1/20
Field Goal Percentage	(.665/55-84) @ Phoenix, 12/26	(.361/30-83) by Philadelphia, 12/29
Three-Pointers Made	*5 by Golden State, 4/5	*0 @ San Antonio, 4/15
Three-Pointers Attempted	12 by Kansas City, 3/23	*0 @ Golden State, 2/28
Three-Point Percentage	*(.800/4-5) by San Antonio, 1/11	*(.000/0-1) @ San Antonio, 4/15
Free Throws Made	46 @ Phoenix, 12/26	12 @ Dallas, 3/24
Free Throws Attempted	66 @ Utah, 12/23	14 @ Dallas, 3/24
Free Throw Percentage	(.917/33-36) by LA Lakers, 11/8	(.571/12-21) @ Atlanta, 11/29
Total Rebounds	66 @ Atlanta, 11/29	30 by Kansas City, 2/25
Offensive Rebounds	*26 vs. San Antonio, 3/30	6 @ Seattle, 2/19
Defensive Rebounds	45 @ San Antonio, 11/12	19 by Kansas City, 2/25
Assists	50 @ San Antonio, 4/15	13 by Philadelphia, 12/29
Steals	19 by Detroit, 12/13	2 @ Dallas, 1/15
Turnovers	32 @ Phoenix, 12/26	7 vs. Utah, 10/28
Blocked Shots	14 @ San Antonio, 1/18	0 @ Cleveland, 3/16
Fouls	44 by Detroit, 12/13	15 @ Boston, 12/9

* Indicates repeated mark, and is the last time it happened.

1983-84 GAME-BY-GAME RESULTS (38-44)

NO.	DATE	OPP.	W-L	SCORE	HM.	RD.	TOT.	DEN. HIGH SCORER	OPP. HIGH SCORER	ATTEND.
1	10/28	UTAH	W	139-125	1-0	0-0	1-0	Vandeweghe-37	Dantley-40	10,439
2	10/29	@San Diego	L	128-141	1-0	0-1	1-1	English-29	Cummings-25	5,705
3	11/1	DALLAS	L	124-130	1-1	0-1	1-2	Vandeweghe-28	Aguirre-39	7,864
4	11/3	@Kansas City	W	131-128	1-1	1-1	2-2	Vandeweghe-39	Johnson-31	6,035
5	11/5	SAN DIEGO	W	127-121	2-1	1-1	3-2	Vandeweghe-29	Cummings-25	11,814
6	11/8	LOS ANGELES	L	124-133	2-2	1-1	3-3	Vandeweghe-25	Johnson-29	10,105
7	11/12	@San Antonio	L	107-126	2-2	1-2	3-4	Vandeweghe-25	Banks/Edmon-22	8,258
8	11/15	BOSTON	L	124-140	2-3	1-2	3-5	Vandeweghe-38	Bird-28	13,908
9	11/17	@Golden State	W	131-120	2-3	2-2	4-5	English/Vandweghe-30	Carroll-26	6,104
10	11/18	HOUSTON	W	134-127	3-3	2-2	5-5	Vandeweghe-32	Sampson-22	9,886
11	11/19	MILWAUKEE	W	133-126	4-3	2-2	6-5	English-32	Moncrief-43	10,852
12	11/22	@Portland	L	116-156	4-3	2-3	6-6	Vandeweghe-26	Lever-22	12,888
13	11/23	SAN DIEGO	W	133-114	5-3	2-3	7-6	Vandeweghe-33	Nixon-22	8,889
14	11/25	@Utah	L	124-126	5-3	2-4	7-7	Issel-34	Dantley-47	8,759
15	11/26	PHOENIX	W	107-104	6-3	2-4	8-7	Vandeweghe-35	Davis-30	6,500
16	11/29	@Atlanta	W	105-96	6-3	3-4	9-7	English-26	Wilkins-38	4,868
17	11/30	@Milwaukee	L	122-139	6-3	3-5	9-8	Vandeweghe-26	Moncrief-25	9,526
18	12/3	SEATTLE	W	121-111	7-3	3-5	10-8	English/Vandweghe-28	Williams-20	9,881
19	12/6	@New York	W	117-112	7-3	4-5	11-8	Vandeweghe-33	King-24	9,054
20	12/7	@Philadelphia	L	128-133	7-3	4-6	11-9	Vandeweghe-33	Malone-30	13,652
21	12/9	@Boston	L	90-119	7-3	4-7	11-10	Anderson-16	McHale-21	13,374
22	12/11	@New Jersey	L	130-141	7-3	4-8	11-11	Vandeweghe-37	King-30	9,549
23	12/13	DETROIT	L	184-186***	7-4	4-8	11-12	Vandeweghe-51	Thomas-47	9,655
24	12/16	PORTLAND	L	115-119	7-5	4-8	11-13	Vandeweghe-32	Natt/Paxson-22	9,756
25	12/18	NEW JERSEY	W	122-118	8-5	4-8	12-13	Vandeweghe-33	Birdsong-23	7,789
26	12/20	@Kansas City	L	114-131	8-5	4-9	12-14	Issel-24	John./Wood.-24	4,751
27	12/22	INDIANA	L	132-133	8-6	4-9	12-15	English-34	McKenna-21	11,756
28	12/23	@Utah	L	116-118	8-6	4-10	12-16	English-20	Dantley-27	7,559
29	12/26	@Phoenix	L	133-140*	8-6	4-11	12-17	Issel-27	Davis-40	12,104
30	12/27	@Los Angeles	L	116-118	8-6	4-12	12-18	Vandeweghe-34	Wilkes-24	15,512
31	12/29	PHILADELPHIA	W	101-89	9-6	4-12	13-18	Issel-28	Malone/Toney-20	16,962
32	12/30	UTAH	W	135-130	10-6	4-12	14-18	Issel-31	Dantley-32	11,882
33	1/3	SEATTLE	L	109-110	10-7	4-12	14-19	Vandeweghe-41	Williams-30	8,802
34	1/6	@Portland	L	129-144	10-7	4-13	14-20	Evans-31	Paxson-32	12,888
35	1/7	DALLAS	W	141-117	11-7	4-13	15-20	English-28	Aguirre-31	11,865
36	1/11	SAN ANTONIO	W	163-155	12-7	4-13	16-20	Vandeweghe-50	Gervin-38	9,429
37	1/13	LOS ANGELES	L	131-141	12-8	4-13	16-21	Vandeweghe-35	Wilkes-31	13,957
38	1/15	@Dallas	L	107-126	12-8	4-14	16-22	Vandeweghe-24	Aguirre-25	16,039
39	1/17	@Houston	L	115-124	12-8	4-15	16-23	English/Issel-30	Sampson-27	9,174
40	1/18	@San Antonio	L	127-148	12-8	4-16	16-24	Carter-25	Gervin-37	8,679
41	1/20	KANSAS CITY	W	116-114	13-8	4-16	17-24	Vandeweghe-42	Johnson-32	10,997
42	1/21	GOLDEN STATE	W	126-115	14-8	4-16	18-24	Vandeweghe-38	Short-29	10,885
43	1/25	@Indiana	L	112-117	14-8	4-17	18-25	Vandeweghe-21	Johnson-27	8,315
44	1/26	@Chicago	W	126-125	14-8	5-17	19-25	Issel-37	Greenwood-32	4,913
45	2/1	LOS ANGELES	L	108-116	14-9	5-17	19-26	English-37	Scott-32	14,009
46	2/3	@Dallas	W	114-111	14-9	6-17	20-26	Vandeweghe-34	Aguirre-28	15,292
47	2/4	@Kansas City	L	100-107	14-9	6-18	20-27	Vandeweghe-30	Knight-30	9,053
48	2/7	@Seattle	L	105-115	14-9	6-19	20-28	Vandeweghe-25	Williams-25	8,070
49	2/8	DALLAS	L	114-120	14-10	6-19	20-29	Vandeweghe-41	Blackman-27	8,441
50	2/10	@Portland	L	117-123	14-10	6-20	20-30	Edmonson-30	Paxson-22	12,888
51	2/11	NEW YORK	L	112-138	14-11	6-20	20-31	Vandeweghe-31	King-25	14,983
52	2/14	WASHINGTON	L	96-108	14-12	6-20	20-32	English-33	Ball/Ruland-20	7,962
53	2/16	ATLANTA	W	117-102	15-12	6-20	21-32	English-36	Wilkins-32	9,106
54	2/17	@Los Angeles	W	141-138	15-12	7-20	22-32	English-35	Abdul-Jabbar/,Johnson-33	15,230
55	2/19	@Seattle	L	120-132	15-12	7-21	22-33	English-29	Chambers-34	9,411
56	2/21	@Golden State	L	133-135	15-12	7-22	22-34	Vandeweghe-34	Johnson-40	6,537
57	2/22	SAN ANTONIO	W	127-121	16-12	7-22	23-34	Issel-36	Brewer-22	11,816
58	2/24	@Phoenix	W	117-100	16-12	8-22	24-34	English-37	Nance-21	12,393
59	2/25	KANSAS CITY	W	148-136	17-12	8-22	25-34	English-41	Johnson-33	13,808
60	2/28	@Golden State	L	137-140*	17-12	8-23	25-35	English-34	Short-30	6,537
61	3/1	CLEVELAND	W	119-113	18-12	8-23	26-35	Vandeweghe-34	Huston-23	10,003
62	3/3	UTAH	W	131-122	19-12	8-23	27-35	English-44	Dantley-36	10,808
63	3/6	HOUSTON	W	130-128	20-12	8-23	28-35	Vandeweghe-45	Sampson-33	14,879
64	3/9	@San Diego	L	126-134	20-12	8-24	28-36	Vandeweghe-39	Cummings-28	4,813
65	3/11	PORTLAND	W	149-123	21-12	8-24	29-36	Vandeweghe-36	Natt-29	11,003
66	3/13	@Washington	L	103-108	21-12	8-25	29-37	Vandeweghe-27	Ruland-25	5,325
67	3/14	@Detroit	W	125-121	21-12	9-25	30-37	English-37	Thomas-24	13,552
68	3/16	@Cleveland	W	118-102	21-12	10-25	31-37	English/Vandeweghe-29	Robinson-24	4,682
69	3/18	CHICAGO	W	107-104	22-12	10-25	32-37	Vandeweghe-30	Dailey-19	11,099
70	3/20	@Phoenix	L	120-146	22-12	10-26	32-38	English-38	Lucas-23	10,389
71	3/21	HOUSTON	W	134-125	23-12	10-26	33-38	Issel/Vandweghe-30	McCray-28	11,560
72	3/23	KANSAS CITY	W	126-116	24-12	10-26	34-38	Vandeweghe-31	Johnson-26	11,952
73	3/24	@Dallas	L	101-119	24-12	10-27	34-39	English-31	Aguirre-46	17,007
74	3/27	@Houston	L	137-140	24-12	10-28	34-40	Vandeweghe-33	Lloyd-31	7,812
75	3/30	SAN ANTONIO	W	145-136	25-12	10-28	35-40	English-39	Mitchell-33	13,329
76	4/1	SAN DIEGO	W	129-103	26-12	10-28	36-40	Vandeweghe-25	Smith-23	12,848
77	4/3	SEATTLE	W	124-113	27-12	10-28	37-40	Vandeweghe-42	Williams-34	11,828
78	4/5	GOLDEN STATE	L	124-128	27-13	10-28	37-41	English-34	Short-32	13,880
79	4/8	PHOENIX	L	121-126	27-14	10-28	37-42	Vandeweghe-43	Davis-24	15,108
80	4/10	vs.Utah @Las Vegas	L	120-135	27-14	10-29	37-43	Vandeweghe-35	Green-45	7,357
81	4/11	@Houston	W	130-110	27-14	11-29	38-43	Vandeweghe-36	McCray-21	7,554
82	4/15	@San Antonio	L	154-157	27-14	11-30	38-44	English/Vandweghe-30	Paxson-25	6,267

* Denotes number of overtime periods $ McNichols Arena sellout

1984-85 ROSTER

NO.	PLAYER	POS	HT	WT	COLLEGE/YR	EXP
42	Wayne Cooper	C	6-10	220	New Orleans '78	6
23	T.R. Dunn	G	6-4	192	Alabama '77	7
2	Alex English	F	6-7	190	South Carolina '76	8
5	Mike Evans	G	6-1	170	Kansas St. '78	5
24	Bill Hanzlik	F	6-7	185	Notre Dame '80	4
44	Dan Issel	F/C	6-9	240	Kentucky '70	14
12	Fat Lever	G	6-3	175	Arizona St. '82	2
33	Calvin Natt	F	6-6	220	NE Louisiana '79	5
34	Danny Schayes	C	6-11	245	Syracuse '81	3
20	Elston Turner	G	6-5	200	Mississippi '81	3
10	Willie White	G	6-3	205	Tenn-Chattanooga '84	R
21	Rob Williams	G	6-2	175	Houston '83	2

Head Coach: ..... Doug Moe (North Carolina '61)
Assistant Coach: ..... Allan Bristow (Virginia Tech '71)
Trainer: ..... Bob "Chopper" Travaglini

NUGGETS 1984-85 TEAM HIGHS & LOWS

	HIGH	LOW
Points	147 vs. Utah, 11/10	97 @ Utah, 11/30
Field Goals Made	64 @ LA Lakers, 11/6	32 vs. LA Lakers, 4/2
Field Goals Attempted	119 vs. Houston (2OT), 3/5	81 @ San Antonio, 12/12
Field Goal Percentage	(.625/60-96) vs. Utah, 11/10	(.385/37-96) L.A. Lakers, 4/2
Three-Pointers Made	*5 @ Dallas, 3/15	0 many times
Three-Pointers Attempted	11 @ Seattle, 2/22	0 many times
Three-Point Percentage	(.714/5-7), @ Dallas, 3/15	(.000) many times
Free Throws Made	46 vs. San Antonio, 12/26	7 @ LA Clippers, 11/5
Free Throws Attempted	54 vs. San Antonio, 12/26	14 @ LA Clippers, 11/5
Free Throw Percentage	(.926/25-27) Houston, 1/2	(.500/7-14) @ LA Clippers, 11/5
Total Rebounds	62 vs. Houston, 11/16	28 @ Houston, 12/22
Offensive Rebounds	33 @ Atlanta, 2/26	7 @ Seattle, 12/29
Defensive Rebounds	43 vs. Utah, 3/26	14 @ Chicago, 1/14
Assists	44 @ LA Lakers, 11/6	13 @ Houston, 12/22
Steals	19 vs. Indiana, 3/9	3 vs. Dallas, 3/18
Turnovers	33 @ Utah, 1/4	9 vs. LA Lakers, 12/28
Blocked Shots	12 vs. San Antonio, 4/5	*1 @ Portland, 1/19
Fouls	37 @ Utah, 1/4	*18 @ Portland, 3/30

OPPONENTS 1984-85 TEAM HIGHS & LOWS

	HIGH	LOW
Points	*148 @ LA Lakers, 4/9	89 by Utah, 3/26
Field Goals Made	64 by Detroit, 12/19	35 by New York, 1/9
Field Goals Attempted	112 @ Houston (2OT), 2/2	72 @ Portland, 4/14
Field Goal Percentage	(.671/47-70) @ Chicago, 1/14	(.398/37-93) @ Utah, 1/28
Three-Pointers Made	5 @ L.A. Lakers, 4/9	0 many times
Three-Pointers Attempted	*9 @ Dallas, 3/15	0 many times
Three-Point Percentage	*(.800/4-5) by Wash., 1/18	(.000) many times
Free Throws Made	37 by Kansas City, 12/14	11 by Utah, 3/26
Free Throws Attempted	*46 by Kansas City, 12/14	14 by Utah, 3/26
Free Throw Percentage	(.909/30-33) by Dallas, 3/18	(.576/19-33) by Indiana, 3/9
Total Rebounds	69 by Houston (2OT), 3/5	*33 by Dallas, 1/31
Offensive Rebounds	25 by Houston (2OT), 3/5	6 by Utah, 12/1
Defensive Rebounds	44 by Houston (2OT), 3/5	19 by Dallas, 1/31
Assists	43 @ L.A. Lakers, 4/9	14 by Dallas, 12/21
Steals	*15 by Houston (2OT), 3/5	2 @ L.A. Clippers, 11/5
Turnovers	33 by Phoenix, 11/13	9 @ Dallas, 3/15
Blocked Shots	20 by Houston, 11/16	0 @ Seattle, 12/29
Fouls	36 by Chicago, 11/1	15 by L.A. Clippers, 1/5

*Indicates repeated mark, and is the last time it happened.

1984-85 GAME-BY-GAME RESULTS (52-30)

NO.	DATE	OPP.	W-L	SCORE	HM.	RD.	TOT.	DEN. HIGH SCORER	OPP. HIGH SCORER	ATTEND.
1	10/27	GOLDEN STATE	W	125-121	1-0	0-0	1-0	English-29	Short-35	8,256
2	10/30	@San Antonio	L	118-126	1-0	0-1	1-1	English-27	Moore/Gervin-18	6,677
3	11/1	CHICAGO	W	129-113	2-0	0-1	2-1	Natt-31	Dailey-26	9,413
4	11/3	@Kansas City	W	128-114	2-0	1-1	3-1	Natt-34	Drew/Thorpe-23	6,440
5	11/5	@LA Clippers	L	107-104	2-0	1-2	3-2	English-33	Nixon-21	6,474
6	11/6	@LA Lakers	W	146-130	2-0	2-2	4-2	English-28	Johnson-19	11,272
7	11/8	PORTLAND	W	128-125	3-0	2-2	5-2	English-45	Thompson-32	8,745
8	11/10	UTAH	W	147-135	4-0	2-2	6-2	English-44	Green-23	9,719
9	11/13	PHOENIX	W	122-110	5-0	2-2	7-2	English-38	Adams-19	6,702
10	11/16	HOUSTON	W	119-102	6-0	2-2	8-2	English-32	Sampson-23	18,557$
11	11/20	@Seattle	W	124-114	6-0	3-2	9-2	English-25	Chambers-21	5,386
12	11/21	@LA Clippers	W	112-106	6-0	4-2	10-2	Natt-32	Johnson-29	6,440
13	11/24	PHILADELPHIA	W	114-100	7-0	4-2	11-2	English-31	Malone-24	17,022
14	11/27	LA CLIPPERS	W	139-110	8-0	4-2	12-2	English-28	Warrick-18	6,715
15	11/30	@Utah	L	97-116	8-0	4-3	12-3	Issel-24	Griffith-24	8,326
16	12/1	UTAH	W	118-111	9-0	4-3	13-3	Natt-28	Griffith-27	8,868
17	12/4	@New York	L	98-100	9-0	4-4	13-4	English-19	Cummings-21	8,487
18	12/5	@Boston	L	107-123	9-0	4-5	13-5	Natt/Lever-25	Parish-25	14,890
19	12/7	@Detroit	L	115-122	9-0	4-6	13-6	English-32	Thomas-27	11,427
20	12/8	@Cleveland	W	114-108	9-0	5-6	14-6	Natt-31	Davis-23	3,943
21	12/11	PORTLAND	W	123-122	10-0	5-6	15-6	English-32	Vandeweghe/Thompson-28	8,256
22	12/12	@San Antonio	L	105-126	10-0	5-7	15-7	Natt-28	Gilmore-23	7,077
23	12/14	KANSAS CITY	L	117-123	10-1	5-7	15-8	Natt-32	Johnson-32	6,497
24	12/16	SEATTLE	L	101-122	10-2	5-7	15-9	English-32	Chambers-27	6,106
25	12/18	@Golden State	W	126-122*	10-2	6-7	16-9	English-29	Short-38	5,309
26	12/19	DETROIT	L	129-148	10-3	6-7	16-10	Cooper-20	Long-26	10,714
27	12/21	DALLAS	W	116-93	11-3	6-7	17-10	Natt-24	Aguirre-19	7,513
28	12/22	@Houston	L	107-125	11-3	6-8	17-11	English-24	Sampson-24	13,265
29	12/26	SAN ANTONIO	W	130-119	12-3	6-8	18-11	English-31	Gervin-33	7,673
30	12/28	LA LAKERS	L	123-135	12-4	6-8	18-12	English-31	Abdul-Jabbar-33	17,022$
31	12/29	@Seattle	W	115-108	12-4	7-8	19-12	English-33	Chambers-34	8,083
32	1/2	HOUSTON	L	111-113	12-5	7-8	19-13	English-33	Sampson-29	10,747
33	1/4	@Utah	L	108-118	12-5	7-9	19-14	Natt-32	Griffith-24	8,873
34	1/5	LA CLIPPERS	L	115-127	12-6	7-9	19-15	Natt/Evans-23	Smith-26	7,880
35	1/8	@LA Lakers	W	126-124	12-6	8-9	20-15	English-41	Abdul-Jabbar-35	13,024
36	1/9	NEW YORK	W	100-95	13-6	8-9	21-15	English-29	Cummings-20	8,219
37	1/11	KANSAS CITY	W	143-121	14-6	8-9	22-15	English-26	Theus-25	7,410
38	1/13	@Milwaukee	L	116-140	14-6	8-10	22-16	English-24	Three w/21	10,995
39	1/14	@Chicago	L	113-122	14-6	8-11	22-17	English-25	Jordan-35	8,922
40	1/16	GOLDEN STATE	W	115-107	15-6	8-11	23-17	Natt-27	Short-27	7,235
41	1/18	WASHINGTON	W	108-106	16-6	8-11	24-17	English/Lever-24	Mahorn-25	9,764
42	1/19	@Portland	W	123-120	16-6	9-11	25-17	Natt-31	Vandeweghe-27	12,888
43	1/24	NEW JERSEY	W	119-110	17-6	9-11	26-17	English-31	Williams-30	7,452
44	1/26	CLEVELAND	W	144-127	18-6	9-11	27-17	English-26	Poquette-22	10,840
45	1/28	@Utah	W	104-100	18-6	10-11	28-17	English-28	Dantley-28	8,578
46	1/29	PHOENIX	W	128-100	19-6	10-11	29-17	English-27	Nance-22	8,228
47	1/31	DALLAS	W	121-110	20-6	10-11	30-17	English-40	Blackman-28	8,160
48	2/2	@Houston	L	128-131**	20-6	10-12	30-18	English-36	Sampson-37	16,016
49	2/3	@Dallas	L	106-114	20-6	10-13	30-19	English-20	Vincent-24	16,828
50	2/5	@Phoenix	L	103-108	20-6	10-14	30-20	English-31	Nance-24	12,554
51	2/6	SEATTLE	W	120-101	21-6	10-14	31-20	English-35	Chambers-22	8,256
52	2/12	ATLANTA	W	131-107	22-6	10-14	32-20	Natt-29	Wilkins/Willis-18	7,552
53	2/14	@Kansas City	W	138-123	22-6	11-14	33-20	English-33	Drew/Theus-20	6,256
54	2/15	SAN ANTONIO	W	129-119	23-6	11-14	34-20	English-39	Gervin-39	13,661
55	2/20	BOSTON	W	131-129	24-6	11-14	35-20	English-38	Bird-40	17,022$
56	2/22	@Seattle	L	123-133	24-6	11-15	35-21	Natt-16	Chambers-29	8,102
57	2/24	PHOENIX	W	117-107	25-6	11-15	36-21	English-32	Adams-22	15,987
58	2/26	@Atlanta	W	106-94	25-6	12-15	37-21	English-33	Wilkins-21	5,374
59	2/27	@Washington	W	124-111	25-6	13-15	38-21	English-22	Malone-30	5,048
60	3/1	@Dallas	W	141-140*	25-6	14-15	39-21	Evans-38	Aguirre-46	17,007
61	3/2	MILWAUKEE	W	123-122	26-6	14-15	40-21	English-35	Cummings-33	17,022$
62	3/5	HOUSTON	W	133-131**	27-6	14-15	41-21	English-39	Sampson-30	17,022$
63	3/7	@Kansas City	L	140-142	27-6	14-16	41-22	Natt-36	Drew-30	3,575
64	3/9	INDIANA	W	126-116	28-6	14-16	42-22	English-23	Williams-22	15,083
65	3/12	@Houston	L	129-131	28-6	14-17	42-23	English-34	Olajuwon-36	16,016
66	3/15	@Dallas	L	108-127	28-6	14-18	42-24	Evans-16	Aguirre-22	17,077
67	3/17	@San Antonio	L	119-124	28-6	14-19	42-25	Issel-27	Moore/Gervin-23	8,672
68	3/18	DALLAS	W	113-111	29-6	14-19	43-25	Natt-29	Aguirre-30	12,966
69	3/20	@Indiana	W	123-119	29-6	15-19	44-25	Natt-27	Kellogg-26	6,614
70	3/22	@New Jersey	W	123-111	29-6	16-19	45-25	English-24	Williams-27	12,529
71	3/24	@Philadelphia	L	103-124	29-6	16-20	45-26	English-26	Toney-28	13,594
72	3/26	UTAH	W	104-89	30-6	16-20	46-26	English-25	Dantley/Wilkins.-16	10,594
73	3/28	KANSAS CITY	W	133-115	31-6	16-20	47-26	Natt/English-32	Theus-32	10,449
74	3/30	PORTLAND	W	129-117	32-6	16-20	48-26	Natt-34	Thompson-23	15,810
75	4/2	LA LAKERS	L	104-118	32-7	16-20	48-27	English-31	McAdoo/Abdul-Jabbar-20	17,022$
76	4/4	@Phoenix	W	110-103	32-7	17-20	49-27	English-31	Adams-31	12,672
77	4/5	SAN ANTONIO	W	118-109	33-7	17-20	50-27	Natt-30	Mitchell-34	16,362
78	4/7	GOLDEN STATE	W	130-125	34-7	17-20	51-27	English-42	Short-24	10,089
79	4/9	@LA Lakers	L	119-148	34-7	17-21	51-28	English-28	McGee-26	17,505
80	4/10	@LA Clippers	L	127-129	34-7	17-22	51-29	English-38	Nixon-29	7,948
81	4/13	@Golden State	W	127-120	34-7	18-22	52-29	Natt-27	Floyd-27	6,176
82	4/14	@Portland	L	112-117	34-7	18-23	52-30	Natt-26	Drexler-35	12,888

* Denotes number of overtime periods $ McNichols Arena sellout

1985-86 ROSTER

NO.	PLAYER	POS	HT	WT	COLLEGE/YR	EXP
42	Wayne Cooper	C	6-10	220	New Orleans '78	7
23	T.R. Dunn	G	6-4	193	Alabama '77	8
2	Alex English	F	6-7	190	South Carolina '76	9
5	Mike Evans	G	6-1	170	Kansas St. '78	6
24	Bill Hanzlik	F	6-7	185	Notre Dame '80	5
1	Eddie Hughes	G	5-10	160	Colorado St. '82	R
35	Joe Kopicki	F	6-9	235	Detroit '82	3
12	Fat Lever	G	6-3	175	Arizona St. '82	3
33	Calvin Natt	F	6-6	220	NE Louisiana '79	6
41	Blair Rasmussen	C	7-0	250	Oregon '85	R
34	Danny Schayes	C	6-11	245	Syracuse '81	4
20	Elston Turner	G	6-5	200	Mississippi St. '81	4
10	Willie White	G	6-3	195	Tenn-Chattanooga '84	1
31	Pete Williams	F	6-7	190	Arizona '85	R

Head Coach: ..... Doug Moe (North Carolina '61)
Assistant Coach: ..... Allan Bristow (Virginia Tech '71)
Trainer:..... Bob "Chopper" Travaglini

NUGGETS 1985-86 TEAM HIGHS & LOWS

	HIGH	LOW
Points	142 @ Phoenix, 10/29	84 @ Seattle, 11/24
Field Goals Made	58 vs. LA Clippers, 12/11	33 @ Seattle, 11/24
Field Goals Attempted	113 @ Dallas, 12/14	78 @ Seattle, 1/9
Field Goal Percentage	(.591/52-98) @ Utah, 11/29	(.367/40-109) @ L.A. Lakers, 11/8
Three-Pointers Made	6 vs. Chicago, 11/26	0 many times
Three-Pointers Attempted	13 @ Cleveland, 12/7	0 many times
Three-Point Percentage	(.750/6-8) vs. Chicago, 11/26	(.000) many times
Free Throws Made	43 @ Phoenix, 10/29	*9 vs. San Antonio, 1/24
Free Throws Attempted	54 @ Phoenix, 10/29	10 vs. L.A. Clippers, 11/16
Free Throw Percentage	*(.955/21-22) @ Wash., 3/14	(.591/13-22) @ Houston, 2/27
Total Rebounds	64 vs. Dallas, 1/7	*29 @ New Jersey, 1/18
Offensive Rebounds	26 @ LA Clippers, 4/9	5 @ San Antonio, 4/6
Defensive Rebounds	43 vs. Dallas, 1/7	*20 @ LA Clippers, 4/9
Assists	38 vs. LA Clippers, 12/11	13 @ Washington, 3/14
Steals	20 @ Phoenix, 10/29	3 @ LA Clippers, 3/9
Turnovers	30 @ Phoenix, 10/29	6 vs. LA Lakers, 12/13
Blocked Shots	12 vs. LA Clippers, 12/11	*1 vs. LA Lakers, 3/25
Fouls	39 @ Phoenix, 10/29	13 @ Washington, 3/14

OPPONENTS 1985-86 TEAM HIGHS & LOWS

	HIGH	LOW
Points	132 @ L.A. Clippers, 4/9	73 by Seattle, 10/31
Field Goals Made	57 @ L.A. Clippers, 4/9	27 by Seattle, 10/31
Field Goals Attempted	107 @ L.A. Clippers, 4/9	68 by Seattle, 10/31
Field Goal Percentage	(.581/50-86) by L.A. Lakers, 3/25	(.327/34-104) by Dallas, 11/7
Three-Pointers Made	6 @ L.A. Clippers, 3/9	0 many times
Three-Pointers Attempted	11 @ Dallas, 1/7	0 many times
Three-Point Percentage	(.667/6-9) @ L.A. Clippers, 3/9	(.000) many times
Free Throws Made	*39 @ Houston, 11/12	*11 @ Washington, 3/14
Free Throws Attempted	57 @ Phoenix, 10/29	14 @ Washington, 3/14
Free Throw Percentage	(.933/14-15) by L.A. Clippers, 3/21	(.563/18-32) @ Houston 2/3
Total Rebounds	66 @ Golden State, 3/23	32 @ Washington, 3/14
Offensive Rebounds	*31 @ Portland, 4/1	*5 @ Washington, 3/14
Defensive Rebounds	48 @ L.A. Lakers, 11/8	*24 by Sacramento, 3/16
Assists	44 @ L.A. Lakers, 11/8	9 by L.A. Clippers, 12/11
Steals	18 @ Utah 11/29	*3 @ Phoenix., 4/7
Turnovers	39 @ Phoenix, 10/29	11 by L.A. Lakers, 12/13
Blocked Shots	12 @ Utah, 11/29	0 by Portland, 2/4
Fouls	42 by Seattle, 11/30	*16 @ Sacramento, 3/18

* Indicates repeated mark, and is the last time it happened.

1985-86 GAME-BY-GAME RESULTS (47-35)

NO.	DATE	OPP.	W-L	SCORE	HM.	RD.	TOT.	DEN. HIGH SCORER	OPP. HIGH SCORER	ATTEND.
1	10/25	@Golden State	W	119-105	0-0	1-0	1-0	English-47	Floyd-32	6,593
2	10/26	SACRAMENTO	W	123-112	1-0	1-0	2-0	English-32	Thorpe-24	9,309
3	10/29	@Phoenix	W	142-127	1-0	2-0	3-0	English-34	Nance-22	12,855
4	10/31	SEATTLE	W	90-73	2-0	2-0	4-0	English-17	Sikma-18	7,439
5	11/5	ATLANTA	W	128-113	3-0	2-0	5-0	English-33	Koncak-21	8,691
6	11/7	DALLAS	W	131-99	4-0	2-0	6-0	English-30	Harper-23	12,616
7	11/8	@LA Lakers	L	99-128	4-0	2-1	6-1	English-22	Scott-29	16,573
8	11/12	@Houston	L	119-127	4-0	2-2	6-2	English-36	Lloyd-26	14,981
9	11/14	SAN ANTONIO	W	112-109	5-0	2-2	7-2	English-33	Mitchell-22	7,946
10	11/16	LA CLIPPERS	W	113-109	6-0	2-2	8-2	English-37	Johnson-32	10,525
11	11/19	HOUSTON	W	127-113	7-0	2-2	9-2	English-54	Lucas-25	11,533
12	11/21	LA LAKERS	W	121-120	8-0	2-2	10-2	English-30	Abdul-Jabbar-32	17,022$
13	11/23	SACRAMENTO	W	122-118	9-0	2-2	11-2	Natt-29	Johnson-22	11,793
14	11/24	@Seattle	L	84-110	9-0	2-3	11-3	English-16	McDaniel-22	5,210
15	11/26	CHICAGO	L	123-128	9-1	2-3	11-4	English-26	Gervin-27	10,955
16	11/27	@Golden State	L	102-104	9-1	2-4	11-5	English-28	Carroll-25	11,359
17	11/29	@Utah	W	129-114	9-1	3-4	12-5	English-32	Dantley-24	12,589
18	11/30	SEATTLE	L	123-131**	9-2	3-4	12-6	English-35	Sikma-32	13,651
19	12/3	@New York	L	94-111	9-2	3-5	12-7	Evans-18	Cummings-19	11,884
20	12/4	@Indiana	W	119-105	9-2	4-5	13-7	English/Natt-27	Williams-28	11,838
21	12/6	@Philadelphia	W	123-121	9-2	5-5	14-7	English-34	Malone-26	14,112
22	12/7	@Cleveland	L	114-124	9-2	5-6	14-8	English-30	Free-31	7,224
23	12/11	LA CLIPPERS	W	134-95	10-2	5-6	15-8	English-24	Edwards-15	8,494
24	12/13	LA LAKERS	W	124-120	11-2	5-6	16-8	Cooper-32	Worthy-37	17,022$
25	12/14	@Dallas	L	100-127	11-2	5-7	16-9	Natt-23	Perkins/Schrempf-23	17,007
26	12/17	GOLDEN STATE	W	122-114	12-2	5-7	17-9	English-31	Carroll-27	8,356
27	12/19	PORTLAND	W	123-118	13-2	5-7	18-9	English-44	Vandeweghe-22	10,008
28	12/21	SAN ANTONIO	L	118-128	13-3	5-7	18-10	English-31	Robertson-41	11,002
29	12/22	@Portland	L	114-121	13-3	5-8	18-11	Evans-28	Vandeweghe-35	12,666
30	12/28	@San Antonio	L	112-116	13-3	5-9	18-12	English-27	Gilmore-33	12,812
31	12/30	HOUSTON	W	125-122	14-3	5-9	19-12	English-42	Olajuwon-24	17,022$
32	1/3	@Seattle	L	107-117	14-3	5-10	19-13	English-27	Sikma-32	7,314
33	1/4	@Sacramento	L	107-112	14-3	5-11	19-14	English-28	Woodson-28	10,333
34	1/7	DALLAS	W	132-110	15-3	5-11	20-14	English-33	Aguirre-22	9,858
35	1/9	SEATTLE	W	94-90	16-3	5-11	21-14	Natt-23	Sikma-38	9,680
36	1/11	UTAH	W	114-106	17-3	5-11	22-14	English-24	Malone-24	13,237
37	1/13	@Milwaukee	W	119-115	17-3	6-11	23-14	English-42	Moncrief-29	10,165
38	1/15	@Boston	L	100-123	17-3	6-12	23-15	English-22	McHale-33	14,890
39	1/17	@Detroit	L	113-129	17-3	6-13	23-16	English-26	Cuerton-25	11,708
40	1/18	@New Jersey	L	113-124	17-3	6-14	23-17	English-36	Giminski-23	11,185
41	1/21	@Utah	L	114-117*	17-3	6-15	23-18	English-25	Dantley-27	12,181
42	1/22	NEW JERSEY	W	137-124	18-3	6-15	24-18	English-43	Johnson-25	10,736
43	1/24	SAN ANTONIO	L	98-113	18-4	6-15	24-19	Evans-15	Gilmore-23	15,790
44	1/25	@LA Lakers	W	127-115	18-4	7-15	25-19	English-20	Abdul-Jabbar-26	17,505
45	1/27	CLEVELAND	W	124-103	19-4	7-15	26-19	Lever-23	Free-19	8,536
46	1/28	@Sacramento	L	120-125	19-4	7-16	26-20	English-36	Tyler-26	10,333
47	1/30	NEW YORK	W	102-97	20-4	7-16	27-20	English-39	Ewing/Wilkins-25	17,022$
48	2/1	MILWAUKEE	W	116-113	21-4	7-16	28-20	English-35	Moncrief-23	14,376
49	2/3	@Houston	L	102-104	21-4	7-17	28-21	Cooper-27	Lucas-29	15,568
50	2/4	PORTLAND	W	119-118	22-4	7-17	29-21	English-42	Vandeweghe-33	12,523
51	2/6	@San Antonio	W	100-95	22-4	8-17	30-21	English-23	Gilmore-23	7,270
52	2/12	@Dallas	L	110-117	22-4	8-18	30-22	English/Schayes-19	Blackman-25	17,007
53	2/14	@Phoenix	L	95-112	22-4	8-19	30-23	English-29	Davis-25	11,249
54	2/15	GOLDEN STATE	W	113-100	23-4	8-19	31-23	English-29	Carroll-27	15,343
55	2/18	WASHINGTON	W	101-90	24-4	8-19	32-23	English-38	Robinson-17	14,728
56	2/20	BOSTON	W	102-100	25-4	8-19	33-23	English-31	Bird-27	17,022$
57	2/22	DALLAS	W	113-106	26-4	8-19	34-23	Hanzlik-21	Harper-19	17,022$
58	2/24	@Portland	W	119-113	26-4	9-19	35-23	English-32	Thompson-23	12,666
59	2/25	PHOENIX	W	112-99	27-4	9-19	36-23	English-41	Nance-27	11,493
60	2/27	@Houston	L	111-117	27-4	9-20	36-24	English-35	Sampson-31	15,086
61	3/1	PHILADELPHIA	L	107-118	27-5	9-20	36-25	Natt-28	Barkley-27	17,022$
62	3/4	HOUSTON	W	128-115	28-5	9-20	37-25	English-25	Sampson-26	17,022$
63	3/7	INDIANA	W	134-117	29-5	9-20	38-25	English-34	Williams-27	13,360
64	3/9	@LA Clippers	W	123-121	29-5	10-20	39-25	English-36	Benjamin-27	8,649
65	3/11	@Atlanta	L	116-128	29-5	10-21	39-26	English-38	Willis-39	8,905
66	3/13	@Chicago	L	102-112	29-5	10-22	39-27	Natt-21	Green-28	8,649
67	3/14	@Washington	W	101-91	29-5	11-22	40-27	English-33	Robinson-20	6,579
68	3/16	SACRAMENTO	W	119-113	30-5	11-22	41-27	English-35	Johnson-29	14,366
69	3/18	@Sacramento	L	113-117	30-5	11-23	41-28	English-29	Johnson-24	10,333
70	3/19	DETROIT	W	114-98	31-5	11-23	42-28	English-35	Tripucka-23	16,217
71	3/21	LA CLIPPERS	W	115-104	32-5	11-23	43-28	English-30	Benjamin-24	14,060
72	3/23	@Golden State	L	111-113	32-5	11-24	43-29	English-34	Carroll-31	9,305
73	3/25	LA LAKERS	L	115-121	32-6	11-24	43-30	English-29	Worthy-30	17,022$
74	3/26	@Utah	L	101-116	32-6	11-25	43-31	English-27	Dantley-37	11,935
75	3/28	UTAH	W	128-120	33-6	11-25	44-31	English/Natt-35	Dantley-35	14,421
76	4/1	@Portland	L	110-126	33-6	11-26	44-32	English-18	Carr/Colter-21	12,666
77	4/3	@Dallas	L	114-115	33-6	11-27	44-33	English-28	Blackman-25	17,007
78	4/6	@San Antonio	W	124-106	33-6	12-27	45-33	English-29	Mitchell-33	6,266
79	4/7	@Phoenix	W	131-123	33-6	13-27	46-33	English-38	Nance-25	9,185
80	4/9	@LA Clippers	L	127-132	33-6	13-28	46-34	English-31	Johnson-32	8,931
81	4/10	PHOENIX	W	115-113	34-6	13-28	47-34	English-37	Davis-18	12,295
82	4/12	UTAH	L	99-117	34-7	13-28	47-35	Schayes-20	Green-27	15,209

* Denotes number of overtime periods $ McNichols Arena sellout

1986-87 ROSTER

NO.	PLAYER	POS	HT	WT	COLLEGE/YR	EXP
32	Mark Alarie	F	6-8	217	Duke '86	R
42	Wayne Cooper	C	6-10	220	New Orleans '78	8
23	T.R. Dunn	G	6-4	193	Alabama '77	9
2	Alex English	F	6-7	190	South Carolina '76	10
5	Mike Evans	G	6-1	170	Kansas St. '78	7
24	Bill Hanzlik	F	6-7	200	Notre Dame '80	6
12	Fat Lever	G	6-3	175	Arizona St. '82	4
11	Maurice Martin	G	6-6	200	St. Joseph's 86	R
33	Calvin Natt	F	6-6	220	NE Louisiana '79	7
41	Blair Rasmussen	C	7-0	250	Oregon '85	1
34	Danny Schayes	C	6-11	245	Syracuse '81	5
22	Otis Smith	G	6-5	210	Jacksonville '86	R
20	Elston Turner	G	6-5	200	Mississippi '81	5
31	Pete Williams	F	6-7	190	Arizona '85	1

Head Coach: ..... Doug Moe (North Carolina '61)
Assistant Coach: ..... Allan Bristow (Virginia Tech '71)
Trainer: ..... Bob "Chopper" Travaglini

NUGGETS 1986-87 TEAM HIGHS & LOWS

	HIGH	LOW
Points	142 vs. Portland, 4/14	99 @ Milwaukee, 11/29
Field Goals Made	61 @ Portland (2OT), 1/26	34 @ Utah, 11/15
Field Goals Attempted	118 @ Portland (2OT), 1/26	81 @ Atlanta, 12/2
Field Goal Percentage	(.564/57-101), vs. Sac., 1/31	(.354/34-96) @ Utah, 11/15
Three-Pointers Made	6 @ Houston, 2/23	0 many times
Three-Pointers Attempted	*14 @ Phoenix, 2/5	0 many times
Three-Point Percentage	(.667/4-6) vs. Portland, 4/14	(.000) many times
Free Throws Made	34 vs. Golden State, 12/20	12 @ Cleveland, 3/18
Free Throws Attempted	50 vs. Golden State, 12/20	15 @ Cleveland, 3/18
Free Throw Percentage	(.931/27-29) @ New Jersey, 12/5	(.600/18-30) vs. Utah, 12/10
Total Rebounds	59 vs. Indiana, 2/14	*32 @ Houston, 4/11
Offensive Rebounds	*25 @ New York, 3/17	5 @ LA Lakers, 11/7
Defensive Rebounds	43 @ Dallas, 3/4	*20 vs. Portland, 1/19
Assists	42 vs. Golden State, 4/2	13 @ Atlanta, 12/2
Steals	18 vs. LA Clippers, 2/2	3 vs. Milwaukee, 1/24
Turnovers	27 @ LA Clippers, 1/14	5 @ Seattle, 2/26
Blocked Shots	13 vs. LA Lakers, 4/5	0 @ San Antonio, 4/3
Fouls	42 @ LA Clippers, 1/14	16 vs. Sacramento, 11/12

OPPONENTS 1986-87 TEAM HIGHS & LOWS

	HIGH	LOW
Points	147 @ LA Lakers, 1/7	96 by Golden State, 4/2
Field Goals Made	59 @ LA Lakers, 1/7	31 @ New Jersey, 12/5
Field Goals Attempted	112 @ Indiana, 11/28	75 @ L.A. Clippers, 11/11
Field Goal Percentage	(.627/52-83) @ Detroit, 12/6	(.369/31-84) @ New Jersey, 12/5
Three-Pointers Made	6 by L.A. Lakers, 4/5	0 many times
Three-Pointers Attempted	*12 by LA Clippers, 3/24	*0 by Cleveland, 2/28
Three-Point Percentage	(.714/5-7) @ Boston, 12/3	(.000) many times
Free Throws Made	44 @ LA Clippers, 1/14	11 @ Houston, 4/11
Free Throws Attempted	57 @ L.A. Clippers, 1/14	13 @ Houston, 4/11
Free Throw Percentage	(.962/25-26) by Houston, 2/24	(.583/21-36) by Seattle, 3/26
Total Rebounds	75 @ Indiana, 11/28	34 by San Antonio, 10/31
Offensive Rebounds	26 @ Indiana, 11/28	5 by Golden State, 1/21
Defensive Rebounds	49 @ Indiana, 11/28	18 by San Antonio, 10/31
Assists	44 @ Portland, 1/26	*16 @ Cleveland, 3/18
Steals	15 @ LA Clippers, 1/14	*1 @ San Antonio, 2/17
Turnovers	31 by Portland, 1/19	9 @ Dallas, 3/4
Blocked Shots	12 by Washington, 2/12	*1 by Portland, 4/14
Fouls	37 @ Utah, 11/15	*16 @ Philadelphia, 3/20

* Indicates repeated mark, and is the last time it happened.

1986-87 GAME-BY-GAME RESULTS (37-45)

NO.	DATE	OPP.	W-L	SCORE	HM.	RD.	TOT.	DEN. HIGH SCORER	OPP. HIGH SCORER	ATTEND.
1	10/31	SAN ANTONIO	W	134-104	1-0	0-0	1-0	Lever-25	Dawkins-16	14,835
2	11/1	@Golden State	L	109-131	1-0	0-1	1-1	English-21	Short-31	10,584
3	11/4	NEW YORK	W	118-103	2-0	0-1	2-1	English-37	Walker-18	11,383
4	11/6	UTAH	W	135-121	3-0	0-1	3-1	English-36	Malone-19	8,112
5	11/7	@LA Lakers	L	116-138	3-0	0-2	3-2	English-34	Worthy-30	15,872
6	11/11	@LA Clippers	L	112-115	3-0	0-3	3-3	English-32	Woodson-23	5,028
7	11/12	SACRAMENTO	L	108-110	3-1	0-3	3-4	Alarie-20	Tyler-20	7,225
8	11/14	DALLAS	W	142-138	4-1	0-3	4-4	Hanzlik-33	Blackman-24	11,707
9	11/15	@Utah	L	103-111	4-1	0-4	4-5	Hanzlik-27	Green-22	12,212
10	11/18	NEW JERSEY	W	125-112	5-1	0-4	5-5	English-43	Woolridge-21	8,471
11	11/20	PORTLAND	W	142-128	6-1	0-4	6-5	English-33	Vandeweghe-26	8,421
12	11/22	PHOENIX	W	132-120	7-1	0-4	7-5	English-30	Nance-23	12,817
13	11/26	CHICAGO	W	109-107	8-1	0-4	8-5	English-32	Jordan-37	17,022$
14	11/28	@Indiana	L	102-126	8-1	0-5	8-6	English-25	Tisdale-23	12,357
15	11/29	@Milwaukee	L	99-131	8-1	0-6	8-7	English/Hanzlik-14	Cummings-23	11,052
16	12/2	@Atlanta	L	100-116	8-1	0-7	8-8	English-31	Wilkins-28	10,435
17	12/3	@Boston	L	113-119	8-1	0-8	8-9	Lever-20	Ainge-34	14,890
18	12/5	@New Jersey	W	113-100	8-1	1-8	9-9	English-36	Woolridge-24	4,498
19	12/6	@Detroit	L	113-128	8-1	1-9	9-10	English-36	Dantley-32	12,578
20	12/9	@Chicago	L	100-106	8-1	1-10	9-11	English-28	Jordan-40	10,717
21	12/10	UTAH	L	110-112	8-2	1-10	9-12	English-33	Malone-24	9,479
22	12/12	PHOENIX	W	128-116	9-2	1-10	10-12	English-31	Sanders-23	9,382
23	12/13	@Phoenix	L	110-123	9-2	1-11	10-13	Lever-19	Davis-24	11,076
24	12/16	@Sacramento	W	120-119	9-2	2-11	11-13	English-45	Smith-31	10,333
25	12/19	@Dallas	L	118-141	9-2	2-12	11-14	English-23	Aguirre-33	17,007
26	12/21	GOLDEN STATE	W	128-112	10-2	2-12	12-14	Hanzlik-26	Floyd-17	10,498
27	12/23	@Seattle	L	116-127	10-2	2-13	12-15	English-36	Chambers-35	7,459
28	12/26	DALLAS	L	121-123	10-3	2-13	12-16	English-36	Aguirre-32	13,826
29	12/27	@San Antonio	W	108-106	10-3	3-13	13-16	English-35	Gilmore-24	10,723
30	12/30	PHILADELPHIA	L	108-111	10-4	3-13	13-17	English-36	Barkley-29	17,022$
31	1/2	HOUSTON	L	111-114	10-5	3-13	13-18	English-25	Olajuwon-32	15,895
32	1/3	@Portland	L	108-116	10-5	3-14	13-19	English-23	Vandeweghe-30	12,666
33	1/6	@Sacramento	L	104-112	10-5	3-15	13-20	English-30	Thorpe-27	10,333
34	1/7	@LA Lakers	L	109-147	10-5	3-16	13-21	English-17	Scott-23	15,777
35	1/9	@Dallas	W	116-113	10-5	4-16	14-21	English-26	Aguirre-33	17,007
36	1/10	PHOENIX	W	127-120*	11-5	4-16	15-21	English-33	Nance-27	13,661
37	1/13	SEATTLE	W	117-109	12-5	4-16	16-21	English-33	Chambers-30	8,981
38	1/14	@LA Clippers	L	105-123	12-5	4-17	16-22	English-39	Cage-22	6,948
39	1/16	@Seattle	L	100-134	12-5	4-18	16-23	Alarie-21	McDaniel-30	8,544
40	1/19	PORTLAND	W	118-116	13-5	4-18	17-23	English-31	Drexler-36	9,726
41	1/21	GOLDEN STATE	W	129-112	14-5	4-18	18-23	Four w/21	Floyd-22	8,842
42	1/24	MILWAUKEE	W	132-122	15-5	4-18	19-23	English-46	Cummings-28	16,170
43	1/26	@Portland	L	141-145*	15-5	4-19	19-24	Lever-36	Vandeweghe-35	12,666
44	1/29	DALLAS	L	102-132	15-6	4-19	19-25	Lever-24	Aguirre-36	11,325
45	1/31	SACRAMENTO	W	142-113	16-6	4-19	20-25	English-33	Johnson-23	11,354
46	2/2	LA CLIPPERS	W	140-112	17-6	4-19	21-25	English-28	Dailey-16	10,725
47	2/3	@Houston	W	107-105	17-6	5-19	22-25	Lever-28	Olajuwon-25	16,016
48	2/5	@Phoenix	L	100-113	17-6	5-20	22-26	Lever/Evans-16	Nance-25	10,529
49	2/10	BOSTON	L	105-119	17-7	5-20	22-27	English-31	McHale-36	17,022$
50	2/12	WASHINGTON	L	115-121	17-8	5-20	22-28	English-24	M.Malone-38	11,080
51	2/14	INDIANA	W	129-113	18-8	5-20	23-28	English-33	Williams-24	12,398
52	2/17	@San Antonio	L	126-131*	18-8	5-21	23-29	English-41	Robertson-23	5,607
53	2/18	LA LAKERS	L	122-128	18-9	5-21	23-30	English-27	Johnson-37	17,022$
54	2/20	@LA Clippers	L	107-121	18-9	5-22	23-31	English-40	Cage-28	8,247
55	2/23	@Houston	L	108-124	18-9	5-23	23-32	English-23	Olajuwon-31	16,279
56	2/24	HOUSTON	W	134-105	19-9	5-23	24-32	English-29	Peterson-23	13,013
57	2/26	@Seattle	L	100-106	19-9	5-24	24-33	English-22	McDaniel-30	7,681
58	2/28	CLEVELAND	L	117-119	19-10	5-24	24-34	English-38	Harper-36	13,422
59	3/2	SACRAMENTO	L	114-117	19-11	5-24	24-35	English-26	Thorpe/Johnson-24	8,144
60	3/4	@Dallas	L	107-115	19-11	5-25	24-36	English-37	Aguirre-38	17,007
61	3/5	SAN ANTONIO	W	121-104	20-11	5-25	25-36	English-43	Berry/Robertson-15	9,124
62	3/10	@LA Lakers	L	107-143	20-11	5-26	25-37	English-25	Worthy-23	17,505
63	3/11	UTAH	W	122-116	21-11	5-26	26-37	Walker-39	Malone-33	12,250
64	3/15	ATLANTA	L	100-104	21-12	5-26	26-38	English-27	Willis-24	16,040
65	3/17	@New York	W	133-111	21-12	6-26	27-38	English-26	Tucker-31	10,241
66	3/18	@Cleveland	W	104-100	21-12	7-26	28-38	English-30	Harper-23	6,629
67	3/20	@Philadelphia	L	106-116	21-12	7-27	28-39	English-29	Barkley-26	15,977
68	3/21	@Washington	W	117-107	21-12	8-27	29-39	English-37	Catledge-29	8,620
69	3/23	@Utah	L	118-122	21-12	8-28	29-40	Walker-39	Malone-33	12,212
70	3/24	LA CLIPPERS	W	128-119	22-12	8-28	30-40	English-34	Cage-22	8,774
71	3/26	SEATTLE	W	123-113	23-12	8-28	31-40	English-36	McDaniel-33	10,183
72	3/28	DETROIT	L	109-121	23-13	8-28	31-41	English-30	Laimbeer/Johnson-30	14,825
73	3/31	SAN ANTONIO	W	111-106	24-13	8-28	32-41	English-18	Moore-21	8,214
74	4/2	GOLDEN STATE	W	132-96	25-13	8-28	33-41	Lever-21	Higgins-19	8,871
75	4/3	@San Antonio	W	116-106	25-13	9-28	34-41	English-29	Berry-27	6,469
76	4/5	LA LAKERS	L	118-126	25-14	9-28	34-42	English-29	Johnson-23	17,022$
77	4/7	@Golden State	W	129-126*	25-14	10-28	35-42	English-28	Carroll-37	6,666
78	4/10	@Utah	L	103-106	25-14	10-29	35-43	English-31	Griffith-20	12,212
79	4/11	@Houston	L	103-113	25-14	10-30	35-44	Lever-34	McCray-21	16,279
80	4/14	PORTLAND	W	142-114	26-14	10-30	36-44	English-30	Drexler-29	13,638
81	4/16	@Sacramento	L	117-123	26-14	10-31	36-45	English-30	Thorpe-28	10,333
82	4/18	HOUSTON	W	126-117	27-14	10-31	37-45	Rasmussen-22	Olajuwon-25	17,022$

* Denotes number of overtime periods $ McNichols Arena sellout

1987-88 ROSTER

NO.	PLAYER	POS	HT	WT	COLLEGE/YR	EXP
14	Michael Adams	G	5-10	165	Boston College '85	2
32	Mark Alarie	F	6-8	217	Duke '86	1
42	Wayne Cooper	C	6-10	220	New Orleans '78	9
23	T.R. Dunn	G	6-4	193	Alabama '77	10
2	Alex English	F	6-7	190	South Carolina '76	11
5	Mike Evans	G	6-1	170	Kansas St. '78	8
24	Bill Hanzlik	F	6-7	200	Notre Dame '80	7
12	Fat Lever	G	6-3	175	Arizona St. '82	5
11	Maurice Martin	G	6-6	200	St. Joseph's 86	1
33	Calvin Natt	F	6-6	220	NE Louisiana '79	8
41	Blair Rasmussen	C	7-0	250	Oregon '85	2
34	Danny Schayes	C	6-11	245	Syracuse '81	6
22	Otis Smith	F/G	6-5	210	Jacksonville '86	1
4	Darrell Walker	G	6-4	180	Arkansas '83	3

Head Coach: ..... Doug Moe (North Carolina '61)
Assistant Coach: ..... Allan Bristow (Virginia Tech '71)
Trainer: ..... Bob "Chopper" Travaglini

NUGGETS 1987-88 TEAM HIGHS & LOWS

	HIGH	LOW
Points	156 vs. San Antonio, 11/20	93 @ Milwaukee, 3/11
Field Goals Made	61 vs. San Antonio, 11/20	34 vs. Utah, 12/29
Field Goals Attempted	122 @ San Antonio, 4/8	79 vs. Utah, 2/14
Field Goal Percentage	(.659/54-82) vs. Boston, 2/17	(.365/35-96) @ Dallas, 2/29
Three-Pointers Made	8 @ Portland, 4/22	*0 @ Portland, 1/22
Three-Pointers Attempted	16 @ Cleveland, 1/4	*0 vs. Utah, 12/29
Three-Point Percentage	(1.000/2-2) @ Detroit, 1/2	*(.000/0-7) @ Portland, 1/22
Free Throws Made	37 @ Portland, 4/22	7 vs. Cleveland, 3/2
Free Throws Attempted	44 @ Portland, 4/22	7 vs. Cleveland, 3/2
Free Throw Percentage	(1.000/7-7) vs. Cleveland, 3/2	(.609/14-23) vs. LA Lakers, 1/21
Total Rebounds	66 @ Houston, 4/5	29 @ Dallas, 2/29
Offensive Rebounds	26 vs. Indiana, 11/18	4 @ Seattle, 3/5
Defensive Rebounds	46 @ Houston, 4/5	*19 @ Milwaukee, 3/11
Assists	47 vs. Sacramento, 12/2	15 @ New Jersey, 1/6
Steals	20 vs. LA Clippers, 4/23	*4 vs. Dallas, 4/17
Turnovers	24 @ Portland, 1/22	*6 vs. Dallas, 4/17
Blocked Shots	19 vs. New Jersey, 11/24	*0 vs. Dallas, 4/17
Fouls	37 vs. Boston, 2/17	15 vs. Washington, 2/22

OPPONENTS 1987-88 TEAM HIGHS & LOWS

	HIGH	LOW
Points	142 @ Detroit, 1/2	81 by Cleveland, 3/2
Field Goals Made	60 @ Portland, 4/22	29 @ New Jersey 1/6
Field Goals Attempted	109 by San Antonio, 11/20	70 @ LA Clippers, 11/21
Field Goal Percentage	(.651/54-83) @ Phoenix, 2/20	(.340/35-105) by Golden State, 1/16
Three-Pointers Made	7 by San Antonio, 11/20	*0 @ LA Clippers, 4/23
Three-Pointers Attempted	*13 by San Antonio, 11/20	*0 @ Sacramento, 3/7
Three-Point Percentage	(.833/5-6) @ Dallas, 4/9	*(.000/0-2) @ LA Clippers, 4/23
Free Throws Made	38 by Dallas, 4/17	11 by Washington, 2/22
Free Throws Attempted	*47 by Dallas, 4/17	*18 @ Milwaukee, 3/11
Free Throw Percentage	(.964/27-28) @ Phoenix, 3/11	(.571/16-28) @ Seattle, 3/5
Total Rebounds	65 by LA Clippers, 4/23	*33 @ Golden State, 1/16
Offensive Rebounds	24 by LA Clippers, 4/23	4 @ Houston, 4/5
Defensive Rebounds	48 @ Dallas, 2/29	*21 @ Golden State, 3/26
Assists	43 @ San Antonio, 12/18	15 by LA Clippers, 4/23
Steals	14 @ Golden State, 1/16	2 by New York, 2/28
Turnovers	29 by LA Clippers, 4/23	10 by Dallas, 4/17
Blocked Shots	19 @ Utah, 11/17	*1 @ Golden State, 3/26
Fouls	35 by Portland 11/12	13 by Washington, 2/20

* Indicates repeated mark, and is the last time it happened.

1987-88 GAME-BY-GAME RESULTS (54-28)

NO.	DATE	OPP.	W-L	SCORE	HM.	RD.	TOT.	DEN. HIGH SCORER	OPP. HIGH SCORER	ATTEND.
1	11/6	LA CLIPPERS	W	139-93	1-0	0-0	1-0	English-22	Williams-16	11,534
2	11/7	@Golden State	W	103-99	1-0	1-0	2-0	English-27	Floyd-32	13,323
3	11/10	@Sacramento	L	123-134	1-0	1-1	2-1	English-29	Theus-34	10,333
4	11/12	PORTLAND	W	126-113	2-0	1-1	3-1	Natt/Lever-26	Drexler-26	8,271
5	11/14	SACRAMENTO	W	130-109	3-0	1-1	4-1	English-34	Thorpe-17	11,007
6	11/17	@Utah	L	110-120	3-0	1-2	4-2	Lever-18	Malone-25	11,461
7	11/18	INDIANA	L	106-117	3-1	1-2	4-3	English-26	Fleming-30	11,120
8	11/20	SAN ANTONIO	W	156-142	4-1	1-2	5-3	English-30	Anderson-3	8,831
9	11/21	@LA Clippers	W	97-91	4-1	2-2	6-3	Lever-15	Woodson-23	6,131
10	11/24	NEW JERSEY	W	132-104	5-1	2-2	7-3	Lever-21	Gminski-15	9,542
11	11/27	@LA Lakers	L	119-127	5-1	2-3	7-4	English-27	Green-28	17,505
12	11/28	DALLAS	W	106-98	6-1	2-3	8-4	English-25	Blackman-28	13,400
13	12/1	@Houston	L	101-106	6-1	2-4	8-5	English-26	Olajuwon-22	16,661
14	12/2	SACRAMENTO	W	147-120	7-1	2-4	9-5	Rasmussen-22	Theus-35	7,779
15	12/4	CHICAGO	W	105-89	8-1	2-4	10-5	English-21	Jordan-23	17,022$
16	12/5	@Dallas	L	96-109	8-1	2-5	10-6	English/Vincent-16	Aguirre-35	17,007
17	12/9	@Boston	W	124-119	8-1	3-5	11-6	Adams-31	Bird-40	14,890
18	12/10	@New York	L	97-113	8-1	3-6	11-7	English-32	Ewing-24	9,499
19	12/12	@Philadelphia	W	131-121	8-1	4-6	12-7	Vincent-33	Barkley-28	9,857
20	12/16	HOUSTON	W	132-113	9-1	4-6	13-7	Adams-24	Free-15	13,834
21	12/18	@San Antonio	L	114-133	9-1	4-7	13-8	English-37	Berry-30	7,401
22	12/19	@Houston	W	121-117	9-1	5-7	14-8	English-27	Floyd/Olajuwon-23	16,661
23	12/22	PHOENIX	W	119-104	10-1	5-7	15-8	English-26	Edwards-23	8,823
24	12/23	@Golden State	L	117-129	10-1	5-8	15-9	English/Schayes-19	Teagle-23	10,071
25	12/26	SEATTLE	W	115-111	11-1	5-8	16-9	English-27	McDaniel-26	12,403
26	12/28	@Seattle	L	100-108	11-1	5-9	16-10	English-24	McDaniel-30	13,007
27	12/29	UTAH	L	97-98	11-2	5-9	16-11	Schayes-27	Malone-37	10,621
28	1/1	@Washington	W	124-109	11-2	6-9	17-11	Vincent-33	Catledge-27	5,326
29	1/2	@Detroit	W	151-142	11-2	7-9	18-11	English-34	Thomas-40	23,746
30	1/4	@Cleveland	L	101-122	11-2	7-10	18-12	Evans-28	Daugherty-25	6,448
31	1/6	@New Jersey	W	98-93	11-2	8-10	19-12	English-35	Gminski-25	7,804
32	1/7	@Chicago	L	96-100	11-2	8-11	19-13	Lever-31	Jordan-28	17,590
33	1/9	@Atlanta	L	105-113	11-2	8-12	19-14	English-27	Wilkins-33	14,986
34	1/11	@Phoenix	L	115-127	11-2	8-13	19-15	Vincent-42	Nance-29	9,802
35	1/14	ATLANTA	W	115-112	12-2	8-13	20-15	English-27	Wilkins-34	14,944
36	1/16	GOLDEN STATE	W	115-94	13-2	8-13	21-15	English-25	Smith-16	14,241
37	1/18	DETROIT	L	116-123	13-3	8-13	21-16	English-32	Dantley-32	13,004
38	1/21	LA LAKERS	W	115-113	14-3	8-13	22-16	Vincent-23	Worthy-22	17,022$
39	1/22	@Portland	L	106-126	14-3	8-14	22-17	English-30	Drexler-39	12,666
40	1/28	MILWAUKEE	W	122-113	15-3	8-14	23-17	English-24	Pressey-22	13,911
41	1/30	LA CLIPPERS	W	124-106	16-3	8-14	24-17	Lever-25	Dailey-21	11,488
42	2/3	DALLAS	W	115-105	17-3	8-14	25-17	English-26	Aguirre-27	10,667
43	2/4	@San Antonio	W	129-123	17-3	9-14	26-17	English-30	Robertson-29	8,887
44	2/9	SAN ANTONIO	W	136-108	18-3	9-14	27-17	English-24	Dawkins-25	8,492
45	2/11	LA LAKERS	L	108-120	18-4	9-14	27-18	English-31	Johnson-26	17,022$
46	2/12	@Portland	L	105-120	18-4	9-15	27-19	English-27	Kersey-34	12,666
47	2/14	UTAH	W	107-93	19-4	9-15	28-19	English-25	Malone-31	9,971
48	2/17	BOSTON	W	138-125	20-4	9-15	29-19	English-37	McHale-33	17,022$
49	2/20	@Phoenix	L	108-128	20-4	9-16	29-20	English-26	Nance-29	14,269
50	2/22	WASHINGTON	W	100-87	21-4	9-16	30-20	Schayes-21	M.Malone/Johnson-17	10,553
51	2/24	@Utah	W	123-120	21-4	10-16	31-20	English/Rasmussen-35	Malone-38	12,444
52	2/26	PHILADELPHIA	W	120-104	22-4	10-16	32-20	Rasmussen-21	Gminski-22	15,396
53	2/28	NEW YORK	W	109-100	23-4	10-16	33-20	Lever-24	Ewing-23	15,539
54	2/29	@Dallas	L	96-123	23-4	10-17	33-21	Schayes-21	Aguirre-23	17,007
55	3/2	CLEVELAND	W	99-81	24-4	10-17	34-21	Adams-23	Nance/Daugherty-15	9,178
56	3/4	PHOENIX	W	116-108	25-4	10-17	35-21	Rasmussen-30	Davis-25	13,212
57	3/5	@Seattle	W	115-102	25-4	11-17	36-21	Vincent-31	Ellis-27	13,287
58	3/7	@Sacramento	L	114-116*	25-4	11-18	36-22	Lever/Vincent-23	Theus-33	10,333
59	3/8	HOUSTON	L	103-113	25-5	11-18	36-23	Schayes-25	Olajuwon-25	11,782
60	3/11	@Milwaukee	L	93-132	25-5	11-19	36-24	Rasmussen-21	Reynolds-24	11,052
61	3/13	@Indiana	W	108-100	25-5	12-19	37-24	English-36	Tisdale-29	11,250
62	3/14	UTAH	L	115-116	25-6	12-19	37-25	English-27	Bailey-41	10,172
63	3/17	PORTLAND	W	116-115*	26-6	12-19	38-25	Adams-29	Kersey-29	12,742
64	3/18	@Utah	L	111-118	26-6	12-20	38-26	Adams-22	Malone-30	12,444
65	3/20	SEATTLE	W	108-95	27-6	12-20	39-26	Adams-27	Ellis-23	13,177
66	3/22	SAN ANTONIO	W	136-108	28-6	12-20	40-26	Rasmussen-28	Sunvold-24	10,746
67	3/23	@LA Clippers	W	118-108	28-6	13-20	41-26	English-26	Woodson-24	8,569
68	3/25	@LA Lakers	W	120-119	28-6	14-20	42-26	English-34	Worthy-24	17,505
69	3/26	@Golden State	W	131-108	28-6	15-20	43-26	English-29	Mullin-21	9,893
70	3/29	@Sacramento	W	107-103	28-6	16-20	44-26	English-30	Smith/Thorpe-22	10,333
71	3/31	SACRAMENTO	W	121-111	29-6	16-20	45-26	English-27	Thorpe-22	14,518
72	4/2	GOLDEN STATE	W	123-107	30-6	16-20	46-26	English-29	Mullin-26	11,824
73	4/5	@Houston	W	110-97	30-6	17-20	47-26	Lever-22	Carroll-25	16,661
74	4/8	@San Antonio	W	129-124*	30-6	18-20	48-26	Lever-32	Mitchel-36	6,697
75	4/9	@Dallas	L	109-135	30-6	18-21	48-27	Schayes-21	Harper-35	17,707
76	4/11	@Phoenix	W	123-119	30-6	19-21	49-27	Lever-26	Davis-25	9,708
77	4/13	LA LAKERS	W	120-106	31-6	19-21	50-27	English-29	Campbell-16	17,022$
78	4/15	HOUSTON	W	132-125	32-6	19-21	51-27	Schayes-32	Olajuwon-27	17,022$
79	4/17	DALLAS	W	133-122	33-6	19-21	52-27	English-31	Blackman-31	17,022$
80	4/19	SEATTLE	W	134-114	34-6	19-21	53-27	Lever-31	Chambers-29	14,478
81	4/22	@Portland	L	135-141*	34-6	19-22	53-28	Evans-29	Drexler-35	12,666
82	4/23	LA CLIPPERS	W	134-109	35-6	19-22	54-28	English-27	Dailey-28	17,022$

* Denotes number of overtime periods $ McNichols Arena sellout

1988-89 ROSTER

NO.	PLAYER	POS	HT	WT	COLLEGE/YR	EXP
14	Michael Adams	G	5-10	165	Boston College '85	3
42	Wayne Cooper	C	6-10	220	New Orleans '78	10
6	Walter Davis	G	6-6	200	North Carolina '77	11
2	Alex English	F	6-7	190	South Carolina '76	12
24	Bill Hanzlik	F	6-7	200	Notre Dame '80	8
35	Jerome Lane	F	6-6	232	Pittsburgh '88	R
12	Fat Lever	G	6-3	175	Arizona St. '82	6
11	Maurice Martin	G	6-5	215	St. Joseph's '86	2
33	Calvin Natt	F	6-6	220	NE Louisiana '79	9
41	Blair Rasmussen	C	7-0	260	Oregon '85	3
34	Dan Schayes	C	6-11	260	Syracuse '81	7
21	Elston Turner	G	6-5	200	Mississippi '81	7
30	Jay Vincent	F	6-7	220	Michigan St. '81	6

Head Coach: ..... Doug Moe (North Carolina '61)
Assistant Coaches: ..... Allan Bristow (Virginia Tech '71), Doug Moe Jr. (Texas '85)
Trainer: ..... Bob "Chopper" Travaglini

NUGGETS 1988-89 TEAM HIGHS & LOWS

	HIGH	LOW
Points	146 vs. LA Lakers, 11/15	89 @ San Antonio, 3/4
Field Goals Made	63 vs. New Jersey, 11/22	30 @ Utah, 3/25
Field Goals Attempted	120 vs. LA Lakers, 11/15	86 @ Chicago, 1/13
Field Goal Percentage	(.594/63-106) vs. New Jersey, 11/22	(.353/30-85) @ Utah, 3/24
Three-Pointers Made	8 vs. Milwaukee, 1/21	*0 vs. Utah, 4/8
Three-Pointers Attempted	18 @ Golden State, 2/27	1 @ Golden State, 4/21
Three-Point Percentage	(.800/4-5) @ Miami, 12/9	*(.000/0-2) vs. Utah, 4/8
Free Throws Made	42 @ Portland, 11/13	8 @ Cleveland, 12/4
Free Throws Attempted	48 @ Portland, 11/13	13 @ Cleveland, 12/4
Free Throw Percentage	(.966/28-29) vs. Miami, 12/30	(.560/14-25) vs. Dallas, 1/18
Total Rebounds	60 @ Indiana, 1/23	25 @ Phoenix, 1/30
Offensive Rebounds	27 @ LA Clippers, 12/16	*7 @ Phoenix, 1/30
Defensive Rebounds	48 @ Indiana, 1/23	18 @ Phoenix, 1/30
Assists	52 @ Golden State, 4/21	13 @ San Antonio, 1/3
Steals	20 @ LA Clippers, 12/16	4 vs. Seattle, 11/12
Turnovers	24 @ Phoenix, 1/30	*7 @ Sacramento, 4/13
Blocked Shots	11 vs. Miami, 12/30	1 @ Sacramento, 12/1
Fouls	37 @ San Antonio, 1/31	15 vs. New York, 11/29

OPPONENTS 1988-89 TEAM HIGHS & LOWS

	HIGH	LOW
Points	148 by LA Lakers, 11/15	83 by Miami, 12/30
Field Goals Made	59 @ Philadelphia, 12/7	34 by Miami, 12/30
Field Goals Attempted	111 by New York, 11/29	79 by LA Clippers, 11/19
Field Goal Percentage	(.627/52-83) @ Dallas, 11/23	(.373/38-102) by Golden State, 12/2
Three-Pointers Made	*7 @ Seattle, 4/15	*0 by San Antonio, 4/20
Three-Pointers Attempted	13 by New York, 11/29	0 @ San Antonio, 3/4
Three-Point Percentage	(1.000/6-6) @ Houston, 2/17	*(.000/0-2) by San Antonio, 4/20
Free Throws Made	42 by LA Lakers, 11/15	13 by New York, 11/29
Free Throws Attempted	50 by LA Lakers, 11/15	19 by New York, 11/29
Free Throw Percentage	(.919/34-37) @ LA Lakers, 4/18	*(.500/14-28) by Miami, 12/30
Total Rebounds	70 by Phoenix, 12/22	26 by San Antonio, 11/17
Offensive Rebounds	27 @ Miami, 12/10	3 @ Chicago, 1/13
Defensive Rebounds	53 @ Indiana, 1/23	20 by San Antonio, 11/17
Assists	45 @ Philadelphia, 12/7	15 by New Jersey, 11/22
Steals	17 by San Antonio, 4/20	2 @ Detroit, 3/6
Turnovers	37 @ LA Lakers, 11/9	10 @ Seattle, 4/15
Blocked Shots	15 by LA Lakers, 11/15	2 by LA Clippers, 11/19
Fouls	37 @ Portland, 11/13	16 @ Philadelphia, 12/7

* Indicates repeated mark, and is the last time it happened.

1988-89 GAME-BY-GAME RESULTS (44-38)

NO.	DATE	OPP.	W-L	SCORE	HM.	RD.	TOT.	DEN. HIGH SCORER	OPP. HIGH SCORER	ATTEND.
1	11/4	HOUSTON	W	120-117	1-0	0-0	1-0	English-39	Olajuwon-39	14,867
2	11/5	@Seattle	L	141-142*	1-0	0-1	1-1	English-35	McDaniel-28	14,269
3	11/9	@LA Lakers	L	110-128	1-0	0-2	1-2	Schayes-24	Scott-33	17,505
4	11/10	PORTLAND	W	135-115	2-0	0-2	2-2	English-30	Drexler-30	8,821
5	11/12	SEATTLE	W	141-129	3-0	0-2	3-2	Lever-34	Ellis-29	12,401
6	11/13	@Portland	W	143-132	3-0	1-2	4-2	Adams-25	Drexler-32	12,912
7	11/15	LA LAKERS	L	146-148**	3-1	1-2	4-3	English-29	Worthy-33	15,198
8	11/17	SAN ANTONIO	W	139-112	4-1	1-2	5-3	Schayes-31	Dawkins-23	10,079
9	11/19	LA CLIPPERS	W	134-107	5-1	1-2	6-3	English-28	Benjamin-23	10,405
10	11/22	NEW JERSEY	W	141-106	6-1	1-2	7-3	Rasmussen-24	McGee-20	9,963
11	11/23	@Dallas	L	106-125	6-1	1-3	7-4	English-30	Perkins-30	17,007
12	11/26	CHICAGO	W	128-123	7-1	1-3	8-4	English-29	Jordan-52	17,022$
13	11/29	NEW YORK	W	139-119	8-1	1-3	9-4	English-41	Ewing-24	10,387
14	12/1	@Sacramento	W	133-126*	8-1	2-3	10-4	English-34	McCray-20	16,517
15	12/2	GOLDEN STATE	W	129-102	9-1	2-3	11-4	Lever-29	Mullin-18	12,922
16	12/4	@Cleveland	L	103-122	9-1	2-4	11-5	English-31	Harper-28	12,223
17	12/6	@New York	L	123-124*	9-1	2-5	11-6	English-38	Oakley-25	17,104
18	12/7	@Philadelphia	L	109-134	9-1	2-6	11-7	Adams-23	Barkley-29	13,848
19	12/9	@Miami	W	121-110	9-1	3-6	12-7	Adams-28	Thompson-22	14,812
20	12/10	@Atlanta	W	133-130	9-1	4-6	13-7	Adams-34	Wilkins-37	16,202
21	12/13	HOUSTON	W	126-101	10-1	4-6	14-7	Lever-23	Olajuwon-15	12,005
22	12/16	@LA Clippers	L	118-121	10-1	4-7	14-8	Davis-26	Manning-29	9,056
23	12/17	LA CLIPPERS	W	114-99	11-1	4-7	15-8	Davis-26	Manning-18	12,254
24	12/20	PORTLAND	L	124-127	11-2	4-7	15-9	English-41	Drexler-43	11,700
25	12/22	PHOENIX	L	118-126	11-3	4-7	15-10	English-34	Hornacek-24	9,677
26	12/23	@Phoenix	L	107-119	11-3	4-8	15-11	English-30	Gilliam-27	10,274
27	12/27	BOSTON	W	130-109	12-3	4-8	16-11	English-37	McHale-23	17,022$
28	12/30	MIAMI	W	109-83	13-3	4-8	17-11	English-24	Long-18	12,214
29	1/3	@San Antonio	L	105-129	13-3	4-9	17-12	English-19	Anderson-24	7,965
30	1/5	GOLDEN STATE	W	131-129	14-3	4-9	18-12	English-37	Mullin-35	10,649
31	1/7	DALLAS	W	115-94	15-3	4-9	19-12	Davis-24	Schrempf-16	17,022$
32	1/10	@Washington	L	117-120	15-3	4-10	19-13	English-28	King-33	6,109
33	1/11	@Milwaukee	L	106-123	15-3	4-11	19-14	Lever-27	Krystkowiak-27	15,702
34	1/13	@Chicago	L	99-104	15-3	4-12	19-15	English-34	Jordan-38	17,869
35	1/14	CLEVELAND	L	106-114	15-4	4-12	19-16	Lever-33	Harper-30	17,022$
36	1/16	SACRAMENTO	W	116-110	16-4	4-12	20-16	English-29	Pinckney-21	13,672
37	1/18	@Dallas	L	96-102	16-4	4-13	20-17	Schayes-20	Aguirre-26	17,007
38	1/21	MILWAUKEE	L	107-116	16-5	4-13	20-18	English-33	Pierce-21	17,022$
39	1/23	@Indiana	L	102-117	16-5	4-14	20-19	English-25	Miller-27	9,253
40	1/24	@New Jersey	L	115-117	16-5	4-15	20-20	English-43	Williams-27	9,455
41	1/26	@Miami	W	129-108	16-5	5-15	21-20	English-34	Thompson-17	15,008
42	1/28	PHOENIX	W	142-138	17-5	5-15	22-20	Lever-32	Chambers-39	17,022$
43	1/30	@Phoenix	L	100-121	17-5	5-16	22-21	English-20	E.Johnson-26	10,376
44	1/31	@San Antonio	L	111-117	17-5	5-17	22-22	English-28	Maxwell-26	8,041
45	2/2	ATLANTA	W	112-103	18-5	5-17	23-22	English-36	Theus-22	15,774
46	2/4	UTAH	W	127-126	19-5	5-17	24-22	Schayes-37	Malone-33	17,022$
47	2/5	@Houston	L	112-124	19-5	5-18	24-23	Davis-25	Short-23	16,611
48	2/9	MIAMI	W	117-92	20-5	5-18	25-23	Lever-38	Mitchell-15	14,935
49	2/14	@Utah	L	105-119	20-5	5-19	25-24	Davis/Adams-18	Malone-21	12,444
50	2/15	WASHINGTON	W	117-106	21-5	5-19	26-24	English-32	Malone-21	11,471
51	2/17	@Houston	L	111-121	21-5	5-20	26-25	English-25	Olajuwon-34	16,611
52	2/20	DETROIT	W	103-101	22-5	5-20	27-25	English-30	Johnson-21	17,022$
53	2/22	DALLAS	W	109-106	23-5	5-20	28-25	Davis-20	Blackman-33	11,667
54	2/24	UTAH	W	121-102	24-5	5-20	29-25	Adams-32	Malone-25	15,334
55	2/26	PHILADELPHIA	W	122-115	25-5	5-20	30-25	English-31	Gminski-22	16,468
56	2/27	@Golden State	L	132-141	25-5	5-21	30-26	English-29	Mullin-30	15,025
57	3/2	HOUSTON	W	113-103	26-5	5-21	31-26	English-26	McCormick-23	11,603
58	3/4	@San Antonio	L	88-106	26-5	5-22	31-27	English-16	Brickowski-24	11,940
59	3/6	@Detroit	L	112-129	26-5	5-23	31-28	English-27	Dumars-25	21,454
60	3/8	@Charlotte	W	112-99	26-5	6-23	32-28	English-31	Tripucka-21	23,388
61	3/10	@Miami	L	130-131**	26-5	6-24	32-29	English-51	Sparrow-28	15,008
62	3/12	@Boston	L	115-121	26-5	6-25	32-30	English-27	Lewis-28	14,890
63	3/14	CHARLOTTE	W	125-102	27-5	6-25	33-30	Schayes-19	Curry-21	10,522
64	3/16	SAN ANTONIO	W	119-102	28-5	6-25	34-30	English-32	Maxwell-19	12,083
65	3/18	MIAMI	W	111-105	29-5	6-25	35-30	English-25	Edwards-20	15,068
66	3/21	@Houston	W	112-110	29-5	7-25	36-30	English-37	Olajuwon-36	16,611
67	3/24	@Dallas	W	114-105	29-5	8-25	37-30	English-18	Dantley-30	17,007
68	3/25	@Utah	L	90-112	29-5	8-26	37-31	English-19	Malone-37	12,444
69	3/27	@LA Clippers	L	118-119	29-5	8-27	37-32	English-35	Norman-28	9,712
70	3/30	SEATTLE	W	123-116	30-5	8-27	38-32	English-28	Ellis-26	14,851
71	4/1	LA LAKERS	W	114-108*	31-5	8-27	39-32	English-31	Worthy-25	17,022$
72	4/4	SACRAMENTO	W	128-124	32-5	8-27	40-32	Adams-25	Ainge/Pressey-24	10,785
73	4/6	INDIANA	W	132-118	33-5	8-27	41-32	Adams-26	Person-30	11,084
74	4/8	UTAH	W	110-106	34-5	8-27	42-32	English-26	Malone-34	17,022$
75	4/9	@Portland	L	114-120	34-5	8-28	42-33	English-28	Duckworth-27	12,888
76	4/12	@Utah	L	102-107	34-5	8-29	42-34	Davis-29	Malone-40	12,444
77	4/13	@Sacramento	L	112-121	34-5	8-30	42-35	English-31	Berry-25	16,517
78	4/15	@Seattle	L	92-125	34-5	8-31	42-36	English-16	Ellis-32	14,250
79	4/18	@LA Lakers	L	118-142	34-5	8-32	42-37	Lever-26	Worthy-26	17,505
80	4/20	SAN ANTONIO	W	136-113	35-5	8-32	43-37	Adams-25	Bowie-24	13,163
81	4/21	@Golden State	W	139-121	35-5	9-32	44-37	English-30	Higgins-23	15,025
82	4/23	DALLAS	L	96-113	35-6	9-32	44-38	Lever-33	Blackman-21	13,547

* Denotes number of overtime periods $ McNichols Arena sellout

1989-90 ROSTER

NO.	PLAYER	POS	HT	WT	COLLEGE/YR	EXP
14	Michael Adams	G	5-10	165	Boston College '85	4
11	Joe Barry Carroll	F/C	6-10	245	Purdue '80	8
6	Walter Davis	G	6-6	200	North Carolina '77	12
2	Alex English	F	6-7	190	South Carolina '76	13
24	Bill Hanzlik	F	6-7	200	Notre Dame '80	9
45	Tim Kempton	C	6-10	245	Notre Dame '86	2
35	Jerome Lane	F	6-6	232	Pittsburgh '88	1
12	Fat Lever	G	6-3	175	Arizona St. '82	7
21	Todd Lichti	G	6-4	205	Stanford '89	R
41	Blair Rasmussen	C	7-0	260	Oregon '85	4
34	Dan Schayes	C	6-11	260	Syracuse '81	8
51	Reggie Turner	F	6-8	225	Alabama-Birmingham '89	R

Head Coach: ..... Doug Moe (North Carolina '61)
Assistant Coaches: ..... Allan Bristow (Virginia Tech '71), Doug Moe Jr. (Texas '85)
Trainer: ..... Bob "Chopper" Travaglini

NUGGETS 1989-90 TEAM HIGHS & LOWS

	HIGH	LOW
Points	146 vs. Portland, 12/2	86 @ Minnesota, 3/7
Field Goals Made	*58 vs. Orlando, 1/11	34 @ Minnesota, 3/7
Field Goals Attempted	118 vs. Orlando, 1/11	76 @ Minnesota, 11/22
Field Goal Percentage	(.598/55-92) vs. Chicago, 2/8	(.343/37-108) @ Washington, 3/28
Three-Pointers Made	8 vs. Portland, 12/2	*0 @ Sacramento, 4/10
Three-Pointers Attempted	18 @ Golden State, 1/8	*4 vs. Seattle, 4/6
Three-Point Percentage	(.833/5-6) @ Houston, 4/19	*(.000/0-6) @ Sacramento, 4/10
Free Throws Made	35 @ New Jersey, 2/17	*6 @ Portland, 1/6
Free Throws Attempted	43 @ New Jersey, 2/17	6 @ Cleveland, 12/20
Free Throw Percentage	*(1.000/21-21) @ Houston, 1/22	(.500/14-28) vs. Washington, 11/15
Total Rebounds	64 vs. Orlando, 1/11	27 @ Utah, 1/8
Offensive Rebounds	24 vs. Golden State, 2/19	*5 @ Charlotte, 2/16
Defensive Rebounds	*43 vs. Orlando, 1/11	17 @ Utah, 1/8
Assists	42 @ Portland, 1/16	15 @ Washington, 3/28
Steals	16 vs. Sacramento, 11/8	4 @ Charlotte, 12/9
Turnovers	20 vs. Houston, 3/13	8 vs. Atlanta, 2/4
Blocked Shots	10 vs. San Antonio, 1/20	*0 @ Houston, 1/22
Fouls	33 @ Golden State, 12/13	15 @ Washington, 3/28

OPPONENTS 1989-90 TEAM HIGHS & LOWS

	HIGH	LOW
Points	149 @ Philadelphia, 3/30	73 @ Minnesota, 3/7
Field Goals Made	*55 by Portland, 3/24	28 @ Minnesota, 3/7
Field Goals Attempted	104 by New Jersey, 2/1	74 @ Minnesota, 11/22
Field Goal Percentage	(.632/48-76) by Detroit, 12/12	(.301/28-93) @ Minnesota, 3/7
Three-Pointers Made	8 by Cleveland, 3/1	*0 by Minnesota, 4/22
Three-Pointers Attempted	13 by Cleveland, 3/1	2 by San Antonio, 4/20
Three-Point Percentage	*(.667/4-6) by Portland, 3/24	*(.000/0-6) by Minnesota, 4/22
Free Throws Made	41 by Phoenix, 11/4	9 @ Chicago, 2/8
Free Throws Attempted	52 @ Philadelphia, 3/30	13 @ Chicago, 2/8
Free Throw Percentage	(.962/25-26) @ Boston, 12/8	(.537/22-41) @ Seattle, 4/12
Total Rebounds	61 @ Dallas, 12/30	34 by Dallas, 3/3
Offensive Rebounds	22 @ Minnesota, 3/7	*5 by Charlotte, 1/18
Defensive Rebounds	47 by Phoenix, 1/13	22 by Portland, 12/2
Assists	38 @ Houston, 11/9	10 by Sacramento, 11/8
Steals	13 @ New York, 3/31	2 @ Sacramento, 4/10
Turnovers	29 by Sacramento, 11/8	9 by San Antonio, 4/20
Blocked Shots	13 @ Utah, 11/3	0 by Minnesota, 4/22
Fouls	35 @ Utah, 11/3	14 @ Cleveland, 12/20

* Indicates repeated mark, and is the last time it happened.

1989-90 GAME-BY-GAME RESULTS (43-39)

NO.	DATE	OPP.	W-L	SCORE	HM.	RD.	TOT.	DEN. HIGH SCORER	OPP. HIGH SCORER	ATTEND.
1	11/3	@Utah	L	113-122	0-0	0-1	0-1	Rasmussen-25	Malone-40	12,616
2	11/4	PHOENIX	W	135-132	1-0	0-1	1-1	Adams-30	E.Johnson-36	12,439
3	11/8	SACRAMENTO	W	102-84	2-0	0-1	2-1	English-21	K.Smith-24	6,933
4	11/9	@Houston	W	128-127*	2-0	1-1	3-1	Schayes-21	Olajuwon/Thorpe-33	16,266
5	11/11	@San Antonio	L	108-122	2-0	1-2	3-2	Lever-25	Robinson-28	15,198
6	11/14	@LA Clippers	L	121-129	2-0	1-3	3-3	Lever-25	Grant-27	6,125
7	11/15	WASHINGTON	W	109-98	3-0	1-3	4-3	Adams-30	Williams-29	8,701
8	11/17	@LA Lakers	L	105-119	3-0	1-4	4-4	English-19	Green-27	17,505
9	11/18	HOUSTON	W	141-111	4-0	1-4	5-4	English-24	Wiggins-34	13,534
10	11/21	DALLAS	W	111-95	5-0	1-4	6-4	English-18	Blackman-21	8,570
11	11/22	@Minnesota	W	96-93	5-0	2-4	7-4	Davis-28	Campbell-21	22,022
12	11/24	SEATTLE	W	122-109	6-0	2-4	8-4	Lever-24	Barros-18	13,061
13	11/28	GOLDEN STATE	W	141-120	7-0	2-4	9-4	Davis-26	Richmond-27	8,392
14	11/30	MILWAUKEE	W	103-102	8-0	2-4	10-4	Davis-24	Humphries-25	8,727
15	12/2	PORTLAND	W	146-113	9-0	2-4	11-4	English-24	Drexler-24	17,022$
16	12/5	@Chicago	L	99-119	9-0	2-5	11-5	Adams-19	Jordan-35	18,040
17	12/6	@Indiana	L	117-136	9-0	2-6	11-6	Lever-24	Smits-32	9,352
18	12/8	@Boston	W	103-102	9-0	3-6	12-6	English/Adams-20	Parish-38	14,890
19	12/9	@Charlotte	W	106-93	9-0	4-6	13-6	English-25	Tripucka-23	23,901
20	12/12	DETROIT	L	108-121	9-1	4-6	13-7	Davis-27	Aguirre-29	17,022$
21	12/13	@Golden State	L	114-134	9-1	4-7	13-8	Davis-20	Mullin-33	15,025
22	12/15	SACRAMENTO	W	121-112	10-1	4-7	14-8	Davis-35	McCray/Ainge-24	9,112
23	12/16	@LA Clippers	L	108-114	10-1	4-8	14-9	Adams-24	Harper-39	10,024
24	12/20	@Cleveland	W	104-89	10-1	5-8	15-9	English-22	Ehlo-16	15,379
25	12/22	@Orlando	W	137-125	10-1	6-8	16-9	English-25	Anderson-34	15,077
26	12/23	@Miami	W	135-104	10-1	7-8	17-9	Adams-21	Sundvold-15	15,008
27	12/26	PHILADELPHIA	W	114-111	11-1	7-8	18-9	Davis-24	Barkley-32	15,852
28	12/28	MIAMI	W	132-107	12-1	7-8	19-9	English-20	Cummings/Long-14	11,501
29	12/30	@Dallas	L	109-116*	12-1	7-9	19-10	Lever-26	Blackman-29	17,007
30	1/3	@LA Lakers	L	98-114	12-1	7-10	19-11	Davis-22	Johnson-27	17,505
31	1/4	@Sacramento	W	112-98	12-1	8-10	20-11	Davis-27	Tisdale-29	17,014
32	1/6	UTAH	L	120-123*	12-2	8-10	20-12	Davis-36	Malone-48	16,827
33	1/8	@Golden State	L	122-139	12-2	8-11	20-13	English-22	Richmond-32	15,052
34	1/10	@Utah	L	99-130	12-2	8-12	20-14	Rasmussen-20	Malone-31	12,616
35	1/11	ORLANDO	W	141-105	13-2	8-12	21-14	Lever-27	Smith-14	8,763
36	1/13	PHOENIX	L	111-119	13-3	8-12	21-15	Rasmussen/Hanzlik-19	K.Johnson-38	14,070
37	1/15	DALLAS	W	101-90	14-3	8-12	22-15	English-29	Harper-26	9,256
38	1/16	@Portland	L	115-120	14-3	8-13	22-16	Lever-22	Williams-24	12,888
39	1/18	CHARLOTTE	L	108-110	14-4	8-13	22-17	English-28	Tripucka-28	7,965
40	1/20	SAN ANTONIO	W	126-99	15-4	8-13	23-17	Lever-23	Robinson-24	15,817
41	1/22	@Houston	L	104-116	15-4	8-14	23-18	Lever-24	Olajuwon-24	14,890
42	1/27	NEW YORK	L	96-110	15-5	8-14	23-19	Adams-21	Ewing-26	17,022$
43	2/1	NEW JERSEY	W	123-112	16-5	8-14	24-19	English-26	Blaylock-24	6,880
44	2/4	ATLANTA	W	125-113	17-5	8-14	25-19	Adams-27	Wilkins-35	14,530
45	2/6	INDIANA	L	130-138*	17-6	8-14	25-20	Schayes-28	Smits-34	12,871
46	2/8	CHICAGO	W	123-98	18-6	8-14	26-20	English-24	Grant-16	17,022$
47	2/13	@Detroit	L	96-106	18-6	8-15	26-21	Adams-19	Thomas-17	21,454
48	2/14	@Milwaukee	L	117-127	18-6	8-16	26-22	Rasmussen-24	Anderson-24	13,829
49	2/16	@Charlotte	L	107-113	18-6	8-17	26-23	Lever-26	Gilliam/R.Reid-19	23,901
50	2/17	@New Jersey	W	126-117	18-6	9-17	27-23	English-38	Short-29	11,233
51	2/19	GOLDEN STATE	W	114-109	19-6	9-17	28-23	Lever-29	Richmond-24	8,213
52	2/21	LA LAKERS	L	111-113	19-7	9-17	28-24	Lever-25	Scott-24	17,022$
53	2/23	LA CLIPPERS	W	121-113	20-7	9-17	29-24	English-27	Manning/Smith-28	13,630
54	2/25	BOSTON	L	107-115	20-8	9-17	29-25	English-26	Bird-25	17,022$
55	2/27	@Phoenix	L	101-120	20-8	9-18	29-26	English-19	K.Johnson-28	14,487
56	3/1	CLEVELAND	W	131-125	21-8	9-18	30-26	English-26	Price-31	11,816
57	3/3	DALLAS	W	106-89	22-8	9-18	31-26	English-24	Perkins-16	12,207
58	3/6	CHARLOTTE	W	122-96	23-8	9-18	32-26	Schayes-23	Chapman-22	7,712
59	3/7	@Minnesota	W	86-73	23-8	10-18	33-26	Schayes-24	Richardson-19	18,947
60	3/10	@San Antonio	L	111-118	23-8	10-19	33-27	Davis-21	Robinson-26	15,910
61	3/11	UTAH	L	109-110	23-9	10-19	33-28	Adams-25	Malone-35	14,050
62	3/13	HOUSTON	W	117-114	24-9	10-19	34-28	Adams-25	Maxwell-32	12,727
63	3/14	@Phoenix	L	108-138	24-9	10-20	34-29	Adams/Davis-16	Chambers-31	14,487
64	3/16	@Dallas	L	97-104	24-9	10-21	34-30	Davis-24	Harper-26	17,007
65	3/18	MINNESOTA	W	103-98	25-9	10-21	35-30	English-29	Campbell-22	11,864
66	3/20	LA CLIPPERS	W	119-112	26-9	10-21	36-30	English-28	Manning-25	9,652
67	3/22	@Seattle	L	118-125	26-9	10-22	36-31	Lever-23	McDaniel-24	9,830
68	3/24	PORTLAND	L	126-140	26-10	10-22	36-32	English-31	Drexler-28	16,174
69	3/26	@Atlanta	L	102-113	26-10	10-23	36-33	Carroll-18	Wilkins-36	13,054
70	3/28	@Washington	L	99-113	26-10	10-24	36-34	English-16	King/Malone-26	9,411
71	3/30	@Philadelphia	L	131-149	26-10	10-25	36-35	English-21	Barkley-38	17,803
72	3/31	@New York	W	118-115	26-10	11-25	37-35	English-26	Ewing-37	18,146
73	4/4	CHARLOTTE	L	112-116	26-11	11-25	37-36	English-29	Tripucka-23	10,867
74	4/6	SEATTLE	W	119-103	27-11	11-25	38-36	English-25	Threatt-22	16,212
75	4/8	LA LAKERS	L	109-116	27-12	11-25	38-37	Lever-31	Worthy-28	17,022$
76	4/10	@Sacramento	W	121-113	27-12	12-25	39-37	Rasmussen-26	Ainge-22	17,014
77	4/12	@Seattle	L	103-113	27-12	12-26	39-38	Adams-16	McDaniel-26	10,617
78	4/14	@Portland	W	136-127	27-12	13-26	40-38	Adams-31	Duckworth-22	12,888
79	4/17	@Minnesota	W	99-89	27-12	14-26	41-38	Adams-22	Corbin-25	49,551
80	4/19	@Houston	W	130-127*	27-12	15-26	42-38	Lever-22	Olajuwon-52	16,001
81	4/20	SAN ANTONIO	L	108-112	27-13	15-26	42-39	Davis-25	Robinson-26	17,022$
82	4/22	MINNESOTA	W	115-108	28-13	15-26	43-39	Adams-32	Mitchell-27	14,303

* Denotes number of overtime periods $ McNichols Arena sellout

1990-91 ROSTER

NO.	PLAYER	POS	HT	WT	COLLEGE/YR	EXP
3	Mahmoud Abdul-Rauf	G	6-1	170	LSU '92	R
14	Michael Adams	G	5-10	165	Boston College '85	5
45	Anthony Cook	F	6-9	215	Arizona '89	R
6	Walter Davis	G	6-6	200	North Carolina '77	13
23	T.R. Dunn	G	6-4	192	Alabama '77	13
22	Jim Farmer	G	6-4	203	Alabama '87	3
24	Bill Hanzlik	F	6-7	200	Notre Dame '80	10
35	Jerome Lane	F	6-6	232	Pittsburgh '89	2
11	Clifford Lett	G	6-3	170	Florida '89	1
30	Marcus Liberty	F	6-8	205	Illinois '91	R
21	Todd Lichti	G	6-4	205	Stanford '89	1
5	Terry Mills	F/C	6-10	230	Michigan '90	R
41	Blair Rasmussen	C	7-0	260	Oregon '85	5
32	Stephen Thompson	G	6-2	180	Syracuse '90	R
0	Orlando Woolridge	F	6-9	215	Notre Dame '81	9

Head Coach: ..... Paul Westhead (St. Joseph's '61)
Assistant Coaches: ..... Jim Boyle (St. Joseph's '64), Mike Evans (Kansas State '78)
Trainer: ..... Bob "Chopper" Travaglini

NUGGETS 1990-91 TEAM HIGHS & LOWS

	HIGH	LOW
Points	158 vs. Golden State, 11/2	92 vs. Indiana, 3/17
Field Goals Made	63 @ San Antonio, 11/7	38 vs. Detroit, 3/25
Field Goals Attempted	130 vs. Golden State, 11/2	86 vs. Charlotte, 1/16
Field Goal Percentage	(.573/63-110) @ San Antonio, 11/7	(.325/41-126) vs. Philadelphia, 1/5
Three-Pointers Made	11 @ LA Clippers, 4/12	0 vs. LA Lakers, 11/17
Three-Pointers Attempted	26 @ LA Clippers, 4/12	1 vs. LA Lakers, 11/17
Three-Point Percentage	(.625/10-16) @ Sacramento, 12/26	(.000/0-1) vs. LA Lakers, 11/17
Free Throws Made	45 vs. Sacramento, 11/29	4 @ Phoenix, 2/5
Free Throws Attempted	55 @ Golden State, 11/2	10 @ Phoenix, 2/5
Free Throw Percentage	(.952/20-21) @ Chicago, 3/18	(.391/9-23) vs. Minnesota, 3/14
Total Rebounds	73 vs. Philadelphia, 1/5	*32 @ LA Lakers, 11/23
Offensive Rebounds	33 vs. Philadelphia, 1/5	8 @ Detroit, 1/2
Defensive Rebounds	40 vs. Philadelphia, 1/5	19 @ LA Lakers, 11/23
Assists	*40 vs. Chicago, 11/24	12 vs. Indiana, 3/17
Steals	19 vs. Phoenix, 12/15	3 @ New Jersey, 2/15
Turnovers	28 @ Sacramento, 4/18	6 @ Dallas, 4/2
Blocked Shots	14 vs. LA Clippers, 12/1	0 @ Detroit, 1/2
Fouls	40 @ Golden State, 1/8	18 vs. Chicago, 11/24

OPPONENTS 1990-91 TEAM HIGHS & LOWS

	HIGH	LOW
Points	173 @ Phoenix, 11/10	104 by Charlotte, 1/16
Field Goals Made	67 @ Phoenix, 11/10	31 by Orlando, 3/2
Field Goals Attempted	113 by Orlando, 11/27	78 by Detroit, 3/25
Field Goal Percentage	(.653/62-95) by Phoenix, 4/16	(.341/31-91) by Orlando, 3/2
Three-Pointers Made	12 by Houston, 4/5	*0 @ Utah, 4/13
Three-Pointers Attempted	19 by Houston, 4/5	*0 by Seattle, 4/7
Three-Point Percentage	*(.667/6-9) by Utah, 3/3	*(.000/0-3) @ Utah, 4/13
Free Throws Made	49 @ Golden State, 3/21	14 by Orlando, 11/27
Free Throws Attempted	60 @ Golden State, 3/21	*24 @ Sacramento, 4/18
Free Throw Percentage	(.938/30-32) @ Atlanta, 3/5	(.583/14-24) by Orlando, 11/27
Total Rebounds	71 @ Indiana, 3/7	32 by Sacramento, 3/29
Offensive Rebounds	27 by Orlando, 11/27	4 by Sacramento, 3/29
Defensive Rebounds	52 @ San Antonio, 12/19	25 by Minnesota, 11/15
Assists	50 @ Phoenix, 11/10	12 by Golden state, 2/23
Steals	19 @ Phoenix, 11/10	1 @ Orlando, 3/8
Turnovers	*28 vs. Phoenix, 12/15	11 by Minnesota, 3/14
Blocked Shots	16 @ San Antonio, 12/19	1 by Houston, 2/26
Fouls	38 by Golden State, 11/2	*13 @ LA Lakers, 2/28

* Indicates repeated mark, and is the last time it happened.

1990-91 GAME-BY-GAME RESULTS (20-62)

NO.	DATE	OPP.	W-L	SCORE	HM.	RD.	TOT.	DEN. HIGH SCORER	OPP. HIGH SCORER	ATTEND.
1	11/2	GOLDEN STATE	L	158-162	0-1	0-0	0-1	Woolridge-37	Mullin-38	9,838
2	11/3	@Dallas	L	110-140	0-1	0-1	0-2	Woolridge-21	Tarpley-25	17,007
3	11/6	@Houston	L	135-145	0-1	0-2	0-3	Lichti-27	K.Smith-35	14,002
4	11/7	@San Antonio	L	153-161	0-1	0-3	0-4	Woolridge-37	Robinson-43	15,908
5	11/8	SEATTLE	L	129-135	0-2	0-3	0-5	Davis-41	McDaniel-27	10,571
6	11/10	@Phoenix	L	143-173	0-2	0-4	0-6	Woolridge-40	Ceballos-32	14,487
7	11/13	@Portland	L	129-155	0-2	0-5	0-7	Woolridge-30	Drexler-39	12,888
8	11/15	MINNESOTA	W	121-108	1-2	0-5	1-7	Woolridge-25	Corbin/Campbell-24	6,663
9	11/17	PORTLAND	L	112-143	1-3	0-5	1-8	Davis-27	Drexler-31	12,356
10	11/19	LA LAKERS	L	105-122	1-4	0-5	1-9	Woolridge-30	Worthy-25	11,549
11	11/21	@LA Lakers	L	121-141	1-4	0-6	1-10	Woolridge-28	Worthy-29	15,941
12	11/24	CHICAGO	L	145-151	1-5	0-6	1-11	Woolridge-29	Jordan-38	17,022$
13	11/27	ORLANDO	W	124-113	2-5	0-6	2-11	Woolridge-28	Catledge-30	6,184
14	11/29	SACRAMENTO	W	136-128	3-5	0-6	3-11	Woolridge-32	Tisdale-33	6,379
15	12/1	LA CLIPPERS	L	121-137	3-6	0-6	3-12	Woolridge-28	Smith-52	10,036
16	12/4	@Cleveland	L	117-121	3-6	0-7	3-13	Woolridge-31	Daugherty-31	13,116
17	12/5	@Boston	L	140-148	3-6	0-8	3-14	Adams-31	Bird-43	14,890
18	12/7	@Philadelphia	L	126-135	3-6	0-9	3-15	Woolridge-36	Barkley-40	15,325
19	12/8	@Charlotte	W	126-119	3-6	1-9	4-15	Woolridge-33	Chapman-36	23,901
20	12/11	WASHINGTON	W	128-125	4-6	1-9	5-15	Woolridge-33	King-34	8,291
21	12/13	@Utah	L	126-141	4-6	1-10	5-16	Woolridge-29	K. Malone-39	12,616
22	12/15	PHOENIX	L	134-142	4-7	1-10	5-17	Adams-23	Chambers/Hornacek-28	13,696
23	12/19	@San Antonio	L	109-144	4-7	1-11	5-18	Abdul-Rauf-27	Elliott-18	15,908
24	12/22	DALLAS	L	110-119	4-8	1-11	5-19	Adams-27	Blackman-31	8,595
25	12/23	@Portland	L	101-132	4-8	1-12	5-20	Adams/Abdul-Rauf-18	Kersey-23	12,884
26	12/26	@Sacramento	W	128-112	4-8	2-12	6-20	Adams-44	Mays-36	17,014
27	12/27	MIAMI	L	114-124	4-9	2-12	6-21	Adams-23	Douglas-42	8,878
28	12/29	@Washington	L	133-161	4-9	2-13	6-22	Adams/Abdul-Rauf-32	King-52	18,756
29	12/30	@Orlando	L	116-155	4-9	2-14	6-23	Adams-26	Reynolds-27	15,077
30	1/2	@Detroit	L	107-118	4-9	2-15	6-24	Davis-23	Rodman-34	21,454
31	1/3	@New York	L	108-135	4-9	2-16	6-25	Adams-22	Wilkins-25	15,440
32	1/5	PHILADELPHIA	L	104-120	4-10	2-16	6-26	Davis-24	Barkley-41	14,742
33	1/8	@Golden State	L	125-147	4-10	2-17	6-27	Lane-22	Hardaway-34	15,035
34	1/10	HOUSTON	L	133-156	4-11	2-17	6-28	Adams-39	Maxwell-26	7,087
35	1/12	CLEVELAND	W	128-120	5-11	2-17	7-28	Adams-28	Daugherty-38	10,327
36	1/15	@Seattle	L	99-146	5-11	2-18	7-29	Williams-16	Ellis/Barros-22	9,618
37	1/16	CHARLOTTE	W	111-104	6-11	2-18	8-29	Davis-31	Chapman-23	11,275
38	1/19	SAN ANTONIO	L	108-117	6-12	2-18	8-30	Adams-27	Robinson-28	13,851
39	1/21	MINNESOTA	W	115-110	7-12	2-18	9-30	Adams-24	Mitchell-25	7,292
40	1/24	NEW YORK	W	120-117	8-12	2-18	10-30	Adams-31	Ewing-30	10,144
41	1/26	UTAH	W	120-115	9-12	2-18	11-30	Adams-37	Malone-36	10,935
42	1/29	@Milwaukee	W	126-122	9-12	3-18	12-30	Adams-41	Pierce-28	15,993
43	1/31	NEW JERSEY	W	123-119	10-12	3-18	13-30	Adams-45	Theus-28	9,087
44	2/2	ATLANTA	W	126-125	11-12	3-18	14-30	Adams-31	Wilkins-34	14,683
45	2/5	@Phoenix	L	103-126	11-12	3-19	14-31	Rasmussen/Abdul-Rauf-16	Johnson-21	14,487
46	2/12	@Orlando	L	122-129	11-12	3-20	14-32	Abdul-Rauf-35	Skiles-33	15,077
47	2/14	@Miami	L	112-141	11-12	3-21	14-33	Woolridge-20	Kessler/Edwards-21	15,008
48	2/15	@New Jersey	L	110-138	11-12	3-22	14-34	Woolridge-34	Coleman-42	11,335
49	2/17	BOSTON	L	108-126	11-13	3-22	14-35	Woolridge-23	Bird-24	17,022$
50	2/18	@Minnesota	L	114-128	11-13	3-23	14-36	Woolridge/Abdul-Rauf-30	Campbell-25	19,006
51	2/21	PORTLAND	L	111-122	11-14	3-23	14-37	Woolridge-20	Duckworth-25	9,757
52	2/23	GOLDEN STATE	W	150-145	12-14	3-23	15-37	Adams-41	Mullin-37	14,519
53	2/24	@LA Clippers	L	112-129	12-14	3-24	15-38	Adams-29	Harper-22	13,280
54	2/26	HOUSTON	L	99-129	12-15	3-24	15-39	Woolridge-30	Floyd-40	7,969
55	2/28	LA LAKERS	L	108-121	12-16	3-24	15-40	Adams-31	Teagle-23	13,962
56	3/2	ORLANDO	W	126-111	13-16	3-24	16-40	Adams-37	Skiles-24	7,519
57	3/5	@Atlanta	L	127-139	13-16	3-25	16-41	Woolridge-32	Webb-32	13,500
58	3/7	@Indiana	L	125-145	13-16	3-26	16-42	Liberty/Rasmussen-18	Miller-33	9,598
59	3/8	@Orlando	L	113-129	13-16	3-27	16-43	Adams-27	Scott-40	15,077
60	3/10	DALLAS	W	124-110	14-16	3-27	17-43	Adams/Woolridge-31	Williams-25	11,520
61	3/12	LA CLIPPERS	L	123-126*	14-17	3-27	17-44	Adams-38	Manning-26	7,424
62	3/14	MINNESOTA	W	112-105	15-17	3-27	18-44	Adams-27	Campbell-32	7,308
63	3/15	@LA Lakers	L	117-127	15-17	3-28	18-45	Woolridge-28	Worthy-35	17,505
64	3/17	INDIANA	L	92-130	15-18	3-28	18-46	Adams-21	Person-20	10,027
65	3/18	@Chicago	L	108-121	15-18	3-29	18-47	Woolridge-21	Jordan-31	18,163
66	3/20	UTAH	L	98-106	15-19	3-29	18-48	Adams-30	K.Malone-31	10,631
67	3/21	@Golden State	L	116-136	15-19	3-30	18-49	Adams-23	Richmond-30	15,025
68	3/23	MILWAUKEE	L	136-140*	15-20	3-30	18-50	Adams-54	Ellis-25	10,750
69	3/25	DETROIT	L	94-119	15-21	3-30	18-51	Adams-19	Edwards-32	13,553
70	3/29	SACRAMENTO	W	140-122	16-21	3-30	19-51	Adams-37	Sparrow-24	9,554
71	3/30	@San Antonio	L	116-130	16-21	3-31	19-52	Woolridge/Farmer-17	Robinson-30	15,908
72	4/2	@Dallas	L	126-133	16-21	3-32	19-53	Adams-37	Harper-24	16,105
73	4/4	@Minnesota	L	122-134	16-21	3-33	19-54	Adams-34	Corbin-26	19,006
74	4/5	HOUSTON	L	120-126	16-22	3-33	19-55	Adams-41	Maxwell-45	12,434
75	4/7	SEATTLE	L	117-124	16-23	3-33	19-56	Adams-37	Johnson-31	13,779
76	4/8	@Seattle	L	112-118	16-23	3-34	19-57	Woolridge-27	Three w/-19	12,811
77	4/12	@LA Clippers	L	130-146	16-23	3-35	19-58	Adams-35	Polynice-30	13,455
78	4/13	@Utah	L	110-121	16-23	3-36	19-59	Woolridge-20	K. Malone-41	12,616
79	4/16	PHOENIX	L	118-153	16-24	3-36	19-60	Adams-23	Ceballos-34	8,298
80	4/18	@Sacramento	L	104-123	16-24	3-37	19-61	Williams-23	Simmons-26	17,014
81	4/19	SAN ANTONIO	W	125-122	17-24	3-37	20-61	Adams-30	Robinson-27	12,596
82	4/21	@Houston	L	125-131	17-24	3-38	20-62	Woolridge-30	Olajuwon-26	16,611

* Denotes number of overtime periods $ McNichols Arena sellout

1991-92 ROSTER

NO.	PLAYER	POS	HT	WT	COLLEGE/YR	EXP
3	Mahmoud Abdul-Rauf	G	6-1	170	LSU '92	1
33	Greg Anderson	F/C	6-10	230	Houston '87	4
43	Kevin Brooks	F	6-8	200	SW Louisiana '91	R
00	Anthony Cook	F/C	6-9	215	Arizona '89	1
11	Winston Garland	G	6-2	175	SW Missouri St. '87	4
10	Scott Hastings	F/C	6-11	245	Arkansas '82	9
35	Jerome Lane	F	6-6	232	Pittsburgh '89	3
30	Marcus Liberty	F	6-8	205	Illinois '91	1
21	Todd Lichti	G	6-4	205	Stanford '89	2
12	Mark Macon	G	6-5	185	Temple '91	R
55	Dikembe Mutombo	C	7-2	245	Georgetown '91	R
34	Reggie Williams	F/G	6-7	195	Georgetown '87	4
42	Joe Wolf	F/C	6-11	230	North Carolina '87	4

Head Coach: Paul Westhead (St. Joseph's '61)
Assistant Coaches: Jim Boyle (St. Joseph's '64), Mike Evans (Kansas State '78), Judas Prada (Linfield '79)
Trainer: Jim Gillen (Ft. Hays State '74)

NUGGETS 1991-92 TEAM HIGHS & LOWS

	HIGH	LOW
Points	123 vs. Phoenix, 12/18	*81 vs. Houston, 2/28
Field Goals Made	50 vs. Sacramento, 3/17	31 vs. Orlando, 1/4
Field Goals Attempted	106 vs. Cleveland, 2/12	*74 vs. San Antonio, 1/11
Field Goal Percentage	(.568/46-81) vs. Portland, 11/16	(.327/32-98) @ New Jersey, 12/12
Three-Pointers Made	6 vs. Miami, 2/26	*0 @ Orlando, 3/10
Three-Pointers Attempted	*12 vs. Portland, 3/4	0 @ New Jersey, 11/30
Three-Point Percentage	(.625/5-8) @ Dallas, 1/16	*(.000/0-3) @ Orlando, 3/10
Free Throws Made	31 vs. Orlando, 1/4	6 @ LA Lakers, 1/10
Free Throws Attempted	44 vs. Orlando, 1/4	*11 vs. San Antonio, 4/5
Free Throw Percentage	(.938/15-16) @ Indiana, 2/2	(.467/7-15) @ Cleveland, 3/15
Total Rebounds	60 vs. Philadelphia, 12/30	26 vs. Indiana, 2/2
Offensive Rebounds	29 @ Minnesota, 2/3	*7 vs. San Antonio, 4/5
Defensive Rebounds	41 vs. Dallas, 2/14	18 @ Seattle, 12/19
Assists	28 vs. Minnesota, 3/31	8 vs. Dallas, 11/19
Steals	16 @ Houston, 4/2	3 @ Phoenix, 11/20
Turnovers	30 @ LA Clippers, 11/8	8 vs. Orlando, 1/4
Blocked Shots	*14 vs. Utah, 3/8	0 @ New York, 2/22
Fouls	36 @ Portland, 2/11	16 vs. San Antonio, 4/5

OPPONENTS 1991-92 TEAM HIGHS & LOWS

	HIGH	LOW
Points	137 @ Houston, 4/2	77 by Minnesota, 11/7
Field Goals Made	56 @ Boston, 12/9	*27 by Seattle, 11/29
Field Goals Attempted	104 @ New Jersey, 12/12	*70 by Indiana, 2/2
Field Goal Percentage	(.615/48-78) @ LA Clippers, 4/11	(.345/29-94) @ Philadelphia, 12/11
Three-Pointers Made	7 @ Indiana, 12/14	*0 by LA Lakers, 4/15
Three-Pointers Attempted	*13 @ Indiana, 12/14	0 @ San Antonio, 2/29
Three-Point Percentage	(.800/4-5) @ Minnesota, 2/3	*(.000/0-2) by LA Lakers, 4/15
Free Throws Made	40 @ Phoenix, 11/20	9 @ New Jersey, 12/12
Free Throws Attempted	52 @ Portland, 2/11	12 @ New York, 2/22
Free Throw Percentage	(1.000/27-27) by LA Lakers, 1/30	(.548/17-31) by New Jersey, 11/30
Total Rebounds	57 @ New Jersey, 12/12	27 by Indiana, 2/2
Offensive Rebounds	24 @ Seattle, 12/19	4 by LA Lakers, 1/30
Defensive Rebounds	*42 @ Utah, 11/22	*21 by LA Lakers, 4/15
Assists	38 @ LA Clippers, 4/11	8 by Houston, 11/2
Steals	21 @ LA Clippers, 11/8	2 @ Minnesota, 2/3
Turnovers	28 @ Orlando, 3/10	8 by Dallas, 11/19
Blocked Shots	22 @ New Jersey, 12/12	*2 @ Portland, 11/12
Fouls	*32 by Orlando, 1/4	14 @ Chicago, 3/24

* Indicates repeated mark, and is the last time it happened.

1991-92 GAME-BY-GAME RESULTS (24-58)

NO.	DATE	OPP.	W-L	SCORE	HM.	RD.	TOT.	DEN. HIGH SCORER	OPP. HIGH SCORER	ATTEND.
1	11/1	GOLDEN STATE	L	105-108	0-1	0-0	0-1	Anderson-22	Hardaway-25	11,713
2	11/2	HOUSTON	W	109-101*	1-1	0-0	1-1	Mutombo-27	Maxwell-35	7,692
3	11/5	SAN ANTONIO	W	97-96	2-1	0-0	2-1	Williams-24	Carr-30	13,976
4	11/7	MINNESOTA	W	88-77	3-1	0-0	3-1	Macon-18	Campbell-18	9,837
5	11/8	@LA Clippers	L	82-106	3-1	0-1	3-2	Williams-21	Norman-18	8,957
6	11/12	@Portland	L	82-120	3-1	0-2	3-3	Mutombo-16	Porter-15	12,888
7	11/16	PORTLAND	W	121-111	4-1	0-2	4-3	Williams-31	Porter-21	13,448
8	11/19	DALLAS	L	93-96	4-2	0-2	4-4	Williams-18	Blackman-18	7,382
9	11/20	@Phoenix	L	97-113	4-2	0-3	4-5	Mutombo-21	Johnson-25	14,496
10	11/22	@Utah	L	96-121	4-2	0-4	4-6	Mutombo-28	J. Malone-31	18,700
11	11/23	CHICAGO	L	100-107	4-3	0-4	4-7	Mutombo-22	Jordan-37	17,022$
12	11/26	CHARLOTTE	W	103-97	5-3	0-4	5-7	Williams-22	Johnson-25	8,721
13	11/27	@Minnesota	L	92-101	5-3	0-5	5-8	Mutombo-23	Glass/Mitchell-22	19,006
14	11/29	SEATTLE	W	101-90	6-3	0-5	6-8	Williams-29	Johnson-20	10,613
15	11/30	NEW JERSEY	W	107-97	7-3	0-5	7-8	Abdul-Rauf-24	Mills-19	9,597
16	12/3	@Houston	W	110-100	7-3	1-5	8-8	Williams-26	Maxwell/K. Smith-20	13,023
17	12/6	LA CLIPPERS	L	100-102*	7-4	1-5	8-9	Williams-24	Grant-20	10,697
18	12/9	@Boston	L	94-132	7-4	1-6	8-10	Mutombo-21	Lewis-31	14,890
19	12/11	@Philadelphia	W	98-88	7-4	2-6	9-10	Williams-21	Hawkins-24	12,231
20	12/12	@New Jersey	L	81-121	7-4	2-7	9-11	Williams-16	Petrovic-18	7,520
21	12/14	@Indiana	L	108-129	7-4	2-8	9-12	Mutombo-26	Miller-37	10,531
22	12/16	@Detroit	L	89-103	7-4	2-9	9-13	Mutombo-22	Dumars-27	21,454
23	12/18	PHOENIX	W	123-109	8-4	2-9	10-13	Mutombo-27	Hornacek-28	9,802
24	12/19	@Seattle	L	106-119	8-4	2-10	10-14	Liberty-18	Pierce-29	10,663
25	12/21	WASHINGTON	L	102-117	8-5	2-10	10-15	Davis-20	Ellison-26	12,659
26	12/26	GOLDEN STATE	L	100-110	8-6	2-10	10-16	Anderson-18	Mullin-31	17,022$
27	12/28	BOSTON	W	97-90	9-6	2-10	11-16	Macon-21	Lewis-27	17,022$
28	12/30	PHILADELPHIA	W	109-93	10-6	2-10	12-16	Mutombo-26	Barkley-25	17,022$
29	1/2	@Golden State	L	111-125	10-6	2-11	12-17	Mutombo-29	Hardaway-27	15,025
30	1/4	ORLANDO	W	93-91	11-6	2-11	13-17	Anderson-21	Reynolds-21	11,354
31	1/7	SEATTLE	L	99-106	11-7	2-11	13-18	Mutombo-27	Pierce-28	8,877
32	1/8	@Phoenix	L	114-135	11-7	2-12	13-19	Mutombo-24	Hornacek-24	14,496
33	1/10	@LA Lakers	L	88-102	11-7	2-13	13-20	Williams-23	Worthy-26	17,000
34	1/11	SAN ANTONIO	L	85-96	11-8	2-13	13-21	Williams-18	Strickland-22	17,022$
35	1/13	SACRAMENTO	W	111-109	12-8	2-13	14-21	Williams-26	Simmons-31	13,536
36	1/14	@Houston	L	94-111	12-8	2-14	14-22	Anderson/Abdul-Rauf-20	Olajuwon-25	13,789
37	1/16	@Dallas	W	101-90	12-8	3-14	15-22	Garland-25	Harper-24	15,506
38	1/19	ATLANTA	L	93-119	12-9	3-14	15-23	Mutombo-23	Willis-25	15,412
39	1/21	@Sacramento	L	85-94	12-9	3-15	15-24	Mutombo-17	Simmons/Webb-18	17,014
40	1/23	UTAH	W	115-111	13-9	3-15	16-24	Anderson-23	K. Malone-38	14,399
41	1/25	MILWAUKEE	W	107-100*	14-9	3-15	17-24	Anderson-23	Malone-21	13,965
42	1/30	LA LAKERS	L	96-106	14-10	3-15	17-25	Williams-24	Scott-28	14,707
43	1/31	@Golden State	L	103-124	14-10	3-16	17-26	Liberty-22	Mullin-26	15,025
44	2/2	INDIANA	L	122-128	14-11	3-16	17-27	Williams-27	Person-27	11,491
45	2/3	@Minnesota	L	99-114	14-11	3-17	17-28	Mutombo-39	Campbell-30	18,434
46	2/6	@Milwaukee	L	97-106	14-11	3-18	17-29	Mutombo-27	Ellis-25	15,527
47	2/11	@Portland	L	112-121	14-11	3-18	17-30	Williams-19	Drexler-28	12,888
48	2/12	CLEVELAND	W	108-102	15-11	3-19	18-30	Williams-24	Ehlo-25	12,392
49	2/14	DALLAS	W	105-85	16-11	3-19	19-30	Williams-22	Harper-20	12,223
50	2/15	@Utah	L	93-106	16-11	3-20	19-31	Williams-21	J. Malone-24	19,911
51	2/19	@Charlotte	L	104-106	16-11	3-21	19-32	Williams-31	Johnson-34	23,698
52	2/21	@Washington	W	106-99	16-11	4-21	20-32	Williams-20	Ellison-30	18,756
53	2/22	@New York	L	87-98	16-11	4-22	20-33	Mutombo-17	Ewing-26	19,763
54	2/24	@Atlanta	L	95-117	16-11	4-23	20-34	Liberty-21	Willis-21	9,673
55	2/26	MIAMI	L	98-105	16-12	4-23	20-35	Abdul-Rauf-23	Rice-38	8,944
56	2/28	HOUSTON	L	81-84	16-13	4-23	20-36	Williams-20	K. Smith-25	16,206
57	2/29	@San Antonio	L	112-115	16-13	4-24	20-37	Anderson-22	Robinson-34	16,057
58	3/3	@Seattle	L	99-111	16-13	4-25	20-38	Williams-21	Kemp-21	9,865
59	3/4	PORTLAND	L	100-129	16-14	4-25	20-39	Liberty-22	Ainge-23	13,704
60	3/6	DETROIT	L	91-106	16-15	4-25	20-40	Anderson-26	Dumars-30	17,022$
61	3/8	UTAH	L	88-112	16-16	4-25	20-41	Lichti/Macon-16	K. Malone-23	10,251
62	3/10	@Orlando	W	89-82	16-16	5-25	21-41	Williams-20	Bowie-24	15,151
63	3/13	@Miami	L	109-113	16-16	5-26	21-42	Liberty-17	Rice-29	15,008
64	3/15	@Cleveland	L	91-100	16-16	5-27	21-43	Garland-26	Price-29	16,549
65	3/17	SACRAMENTO	W	118-100	17-16	5-27	22-43	Williams-27	Richmond-24	13,439
66	3/19	@Utah	L	100-115	17-16	5-28	22-44	Liberty-23	K. Malone-31	19,911
67	3/21	LA CLIPPERS	L	87-114	17-17	5-28	22-45	Davis-17	Manning-18	15,581
68	3/23	@Minnesota	W	100-95	17-17	6-28	23-45	Williams-19	West-20	19,006
69	3/24	@Chicago	L	103-116	17-17	6-29	23-46	Williams-32	Jordan-50	18,382
70	3/26	NEW YORK	L	104-106	17-18	6-29	23-47	Williams-27	Jackson-25	16,202
71	3/28	PHOENIX	L	101-121	17-19	6-29	23-48	Liberty-18	Hornacek-25	17,022$
72	3/29	@Dallas	L	98-105	17-19	6-30	23-49	Liberty/Macon-19	Blackman-22	16,203
73	3/31	MINNESOTA	L	114-121*	17-20	6-30	23-50	Williams-23	Richardson-27	12,335
74	4/2	@Houston	L	114-137	17-20	6-31	23-51	Liberty-23	Olajuwon/Floyd-17	13,651
75	4/5	SAN ANTONIO	L	87-90	17-21	6-31	23-52	Williams-25	Cummings-24	13,317
76	4/7	UTAH	L	101-124	17-22	6-31	23-53	Williams-20	K. Malone-24	13,537
77	4/9	@Sacramento	L	107-124	17-22	6-32	23-54	Liberty-25	Simmons-32	17,014
78	4/11	@LA Clippers	L	88-122	17-22	6-33	23-55	Liberty-19	Smith-29	15,800
79	4/13	@LA Lakers	L	93-100	17-22	6-34	23-56	Liberty-24	Teagle-27	17,137
80	4/15	LA LAKERS	W	110-107	18-22	6-34	24-56	Anderson-30	Divac-23	14,019
81	4/17	@San Antonio	L	94-108	18-22	6-35	24-57	Davis-20	Cummings-34	16,057
82	4/19	DALLAS	L	92-104	18-23	6-35	24-58	Williams-21	Iuzzolino-21	13,141

* Denotes number of overtime periods $ McNichols Arena sellout

1992-93 ROSTER

NO.	PLAYER	POS	HT	WT	COLLEGE/YR	EXP
3	Mahmoud Abdul-Rauf	G	6-1	170	LSU '92	2
43	Kevin Brooks	F	6-8	200	SW Louisiana '91	1
00	Anthony Cook	F/C	6-9	215	Arizona '89	2
20	LaPhonso Ellis	F	6-8	240	Notre Dame '92	R
12	Winston Garland	G	6-2	175	SW Missouri St. '87	5
10	Scott Hastings	F/C	6-11	245	Arkansas '82	10
30	Marcus Liberty	F	6-8	205	Illinois '91	2
24	Todd Lichti	G	6-4	205	Stanford '89	3
1	Mark Macon	G	6-5	185	Temple '91	1
55	Dikembe Mutombo	C	7-2	245	Georgetown '91	1
14	Robert Pack	G	6-2	190	USC '91	1
23	Bryant Stith	G	6-5	208	Virginia '92	R
28	Robert Werdann	C	6-11	250	St. John's '92	R
34	Reggie Williams	F/G	6-7	195	Georgetown '87	5

Head Coach: ..... Dan Issel (Kentucky '70)
Assistant Coaches: ..... Gene Littles (High Point '69), Mike Evans (Kansas State '78)
Trainer: ..... Jim Gillen (Ft. Hays State '74)

NUGGETS 1992-93 TEAM HIGHS & LOWS

	HIGH	LOW
Points	137 vs. Dallas, 4/21	80 @ Philadelphia, 3/23
Field Goals Made	54 vs. Dallas, 4/21	31 @ Minnesota, 1/15
Field Goals Attempted	115 @ Charlotte, 12/12	75 vs. Dallas, 2/6
Field Goal Percentage	(.575/50-87) @ Washington, 3/10	(.320/32-100) @ Chicago, 11/14
Three-Pointers Made	6 vs. LA Lakers, 3/2	*0 @ Golden State, 4/12
Three-Pointers Attempted	*12 @ Utah, 3/29	*1 @ San Antonio, 1/19
Three-Point Percentage	(.800/4-5) @ New Jersey, 1/28	*(.000/0-4) @ Golden State, 4/12
Free Throws Made	44 vs. Dallas, 2/6	7 @ Houston, 12/26
Free Throws Attempted	57 vs. Dallas, 2/6	*10 vs. Cleveland, 1/23
Free Throw Percentage	(.952/20-21) @ Houston, 2/27	(.533/8-15) @ Phoenix, 12/27
Total Rebounds	65 vs. LA Clippers, 4/18	27 @ San Antonio, 1/19
Offensive Rebounds	25 vs. LA Clippers, 4/18	6 @ San Antonio, 1/19
Defensive Rebounds	44 vs. Miami, 3/15	18 vs. Orlando, 3/20
Assists	35 @ Dallas, 1/21	10 vs. Dallas, 2/6
Steals	14 vs. Minnesota, 4/4	*3 @ San Antonio, 4/22
Turnovers	34 @ LA Lakers, 11/22	6 vs. Cleveland, 1/23
Blocked Shots	16 vs. New York, 1/13	*2 @ Portland, 1/12
Fouls	38 @ Utah, 12/5	16 @ Cleveland, 3/8

OPPONENTS 1992-93 TEAM HIGHS & LOWS

	HIGH	LOW
Points	131 @ San Antonio, 4/22	83 by LA Clippers, 4/18
Field Goals Made	53 @ Cleveland, 3/8	30 by Dallas, 1/16
Field Goals Attempted	112 @ Miami, 2/15	70 @ Utah, 2/3
Field Goal Percentage	(.605/49-81) @ Boston, 12/9	(.347/35-101) by New York, 1/13
Three-Pointers Made	8 by Houston, 4/14	*0 by LA Clippers, 4/18
Three-Pointers Attempted	16 by LA Lakers, 3/2	0 by LA Lakers, 12/19
Three-Point Percentage	(1.000/5-5) @ San Antonio, 4/22	*(.000/0-5) vs. LA Clippers, 4/18
Free Throws Made	41 by Philadelphia, 2/12	10 @ Minnesota, 3/16
Free Throws Attempted	51 by Minnesota, 11/21	11 @ Minnesota, 3/16
Free Throw Percentage	(.933/28-30) @ San Antonio, 4/22	(.517/15-29) @ Atlanta, 12/11
Total Rebounds	62 @ New Jersey, 3/6	31 by Sacramento, 11/25
Offensive Rebounds	24 @ New Jersey, 3/6	6 @ Boston, 12/9
Defensive Rebounds	46 @ Charlotte, 12/12	19 @ Seattle, 1/2
Assists	45 @ Cleveland, 3/8	11 by LA Clippers, 4/18
Steals	17 by Seattle, 2/23	2 @ Cleveland, 1/23
Turnovers	27 by Sacramento, 2/5	8 @ Washington, 3/10
Blocked Shots	17 @ Philadelphia, 3/23	0 by Minnesota, 4/4
Fouls	*36 @ Dallas, 2/24	11 @ Phoenix, 12/27

* Indicates repeated mark, and is the last time it happened.

1992-93 GAME-BY-GAME RESULTS (36-46)

NO.	DATE	OPP.	W-L	SCORE	HM.	RD.	TOT.	DEN. HIGH SCORER	OPP. HIGH SCORER	ATTEND.
1	11/7	SAN ANTONIO	W	125-121**	1-0	0-0	1-0	Abdul-Rauf-32	Robinson-30	17,022$
2	11/8	@Portland	L	104-123	1-0	0-1	1-1	Abdul-Rauf-32	Drexler-29	12,888
3	11/10	UTAH	L	109-118	1-1	0-1	1-2	Abdul-Rauf-27	K. Malone-29	10,456
4	11/14	@Chicago	L	84-117	1-1	0-2	1-3	Mutombo-17	Jordan-18	18,676
5	11/15	@Milwaukee	L	98-115	1-1	0-3	1-4	Abdul-Rauf-20	Edwards-32	14,882
6	11/17	@Indiana	L	98-128	1-1	0-4	1-5	Abdul-Rauf-23	Smits-27	10,034
7	11/19	DETROIT	W	99-87	2-1	0-4	2-5	Mutombo-Z3	Dumars-25	12,506
8	11/21	MINNESOTA	W	131-118	3-1	0-4	3-5	Lichti-24	Laettner-23	12,457
9	11/22	@LA Lakers	L	107-119	3-1	0-5	3-6	Abdul-Rauf-20	Threatt-32	13,841
10	11/25	SACRAMENTO	W	114-99	4-1	0-5	4-6	Abdul-Rauf-23	Richmond-20	8,467
11	11/27	@LA Clippers	W	109-106	4-1	1-5	5-6	Abdul-Rauf/Liberty-19	Harper-20	10,583
12	11/28	LA CLIPPERS	L	119-121	4-2	1-5	5-7	Ellis-27	M. Jackson-27	15,241
13	12/1	HOUSTON	W	112-105	5-2	1-5	6-7	Williams-35	Olajuwon-30	10,147
14	12/4	GOLDEN STATE	W	116-113	6-2	1-5	7-7	Mutombo-26	Mullin-34	12,936
15	12/5	@Utah	L	89-119	6-2	1-6	7-8	Ellis-14	K. Malone-30	19,911
16	12/9	@Boston	L	119-129	6-2	1-7	7-9	Abdul-Rauf-26	Lewis-36	14,890
17	12/11	@Atlanta	L	107-112*	6-2	1-8	7-10	Williams-27	Wilkins-33	10,885
18	12/12	@Charlotte	L	100-109	6-2	1-9	7-11	Williams-21	Three w/20	23,698
19	12/14	@New York	L	89-106	6-2	1-10	7-12	Abdul-Rauf-26	Smith-23	16,781
20	12/16	PORTLAND	L	99-100	6-3	1-10	7-13	Ellis-21	Drexler-25	11,816
21	12/19	LA LAKERS	L	86-92	6-4	1-10	7-14	Abdul-Rauf-21	Threatt-27	17,022$
22	12/22	@San Antonio	L	108-113	6-4	1-11	7-15	Plummer-20	Elliott/Ellis-23	16,057
23	12/23	PHOENIX	L	96-111	6-5	1-11	7-16	Abdul-Rauf-22	Majerle-25	17,022$
24	12/26	@Houston	L	82-90	6-5	1-12	7-17	Williams-16	Olajuwon-18	14,775
25	12/27	@Phoenix	L	88-129	6-5	1-13	7-18	Three w/12	Dumas-27	19,023
26	12/30	SAN ANTONIO	L	94-114	6-6	1-13	7-19	Abdul-Rauf-24	Robinson-29	17,022$
27	1/2	@Seattle	L	104-108	6-6	1-14	7-20	Williams-22	McKey-27	14,252
28	1/5	@Sacramento	L	106-126	6-6	1-15	7-21	Ellis-20	Richmond-25	17,317
29	1/8	HOUSTON	W	115-90	7-6	1-15	8-21	Williams/Abdul-Rauf-19	Olajuwon-18	13,032
30	1/9	SEATTLE	L	95-107	7-7	1-15	8-22	Williams/Pack-19	Kemp-25	12,933
31	1/12	@Portland	L	100-109	7-7	1-16	8-23	Williams-22	Robinson-19	12,888
32	1/13	NEW YORK	W	108-92	8-7	1-16	9-23	Williams-22	Starks-27	14,749
33	1/15	@Minnesota	L	89-99	8-7	1-17	9-24	Abdul-Rauf-20	Person-19	18,777
34	1/16	DALLAS	W	106-91	9-7	1-17	10-24	Pack-19	Harper-35	14,568
35	1/19	@San Antonio	L	110-121	9-7	1-18	10-25	Williams-30	Robinson-29	16,057
36	1/21	@Dallas	W	110-94	9-7	2-18	11-25	Abdul-Rauf-20	Moore-16	11,133
37	1/23	CLEVELAND	W	97-95	10-7	2-18	12-25	Abdul-Rauf-28	Nance/Price-20	17,022$
38	1/25	MINNESOTA	W	102-97	11-7	2-18	13-25	Abdul-Rauf-24	Person-29	10,178
39	1/27	@Golden State	L	95-123	11-7	2-19	13-26	Abdul-Rauf-17	Marciulionis-21	15,025
40	1/28	NEW JERSEY	W	110-100	12-7	2-19	14-26	Abdul-Rauf-32	Petrovic-21	10,582
41	1/30	CHICAGO	W	109-102	13-7	2-19	15-26	Mutombo-29	Jordan-39	17,022$
42	2/3	@Utah	L	96-100	13-7	2-20	15-27	Liberty-20	K. Malone-28	19,911
43	2/5	SACRAMENTO	W	116-103	14-7	2-20	16-27	Williams-29	Webb-21	14,409
44	2/6	DALLAS	W	111-93	15-7	2-20	17-27	Williams-23	White-15	13,546
45	2/9	@Seattle	W	96-92	15-7	3-20	18-27	Liberty/Ellis-16	Johnson-22	12,093
46	2/10	@LA Lakers	L	102-111	15-7	3-21	18-28	Abdul-Rauf-20	Worthy-21	14,351
47	2/12	PHILADELPHIA	W	126-122	16-7	3-21	19-28	Abdul-Rauf-31	Hornacek-37	16,211
48	2/13	WASHINGTON	W	123-104	17-7	3-21	20-28	Pack-21	Johnson-21	17,022$
49	2/15	@Miami	L	129-130**	17-7	3-22	20-29	Abdul-Rauf-27	Shaw-23	14,888
50	2/17	@Orlando	L	99-111	17-7	3-23	20-30	Abdul-Rauf-25	O'Neal-24	15,151
51	2/23	SEATTLE	L	99-103	17-8	3-23	20-31	Stith-17	Pierce-26	15,102
52	2/24	@Dallas	W	113-92	17-8	4-23	21-31	Abdul-Rauf/Ellis-23	Harper-23	10,780
53	2/27	@Houston	L	102-107	17-8	4-24	21-32	Williams-24	Olajuwon-24	15,244
54	2/28	CHARLOTTE	W	110-103	18-8	4-24	22-32	Abdul-Rauf-28	Mourning-24	17,022$
55	3/2	LA LAKERS	W	127-115	19-8	4-24	23-32	Liberty-25	Threatt-25	17,022$
56	3/4	PORTLAND	W	103-88	20-8	4-24	24-32	Abdul-Rauf-28	Kersey-15	15,177
57	3/6	@New Jersey	L	90-117	20-8	4-25	24-33	Hammonds-18	Petrovic-25	20,049
58	3/8	@Cleveland	L	107-122	20-8	4-26	24-34	Pack-22	Wilkins-23	18,289
59	3/10	@Washington	W	126-112	20-8	5-26	25-34	Ellis/Mutombo-20	Gugliotta-26	18,756
60	3/11	@Detroit	L	104-112	20-8	5-27	25-35	Mutombo-27	Thomas-33	21,454
61	3/15	MIAMI	L	100-103*	20-9	5-27	25-36	Abdul-Rauf-22	Rice-30	13,009
62	3/16	@Minnesota	L	97-100	20-9	5-28	25-37	Abdul-Rauf-24	West-28	17,818
63	3/18	BOSTON	L	101-105	20-10	5-28	25-38	Pack-27	Lewis-24	16,194
64	3/20	ORLANDO	L	108-114	20-11	5-28	25-39	Williams-24	Anderson-32	17,022$
65	3/22	UTAH	W	107-93	21-11	5-28	26-39	Mutombo-21	J. Malone-19	17,022$
66	3/23	@Philadelphia	L	80-88	21-11	5-29	26-40	Ellis-18	Hawkins-19	7,132
67	3/25	GOLDEN STATE	W	99-88	22-11	5-29	27-40	Mutombo-21	Alexander-20	12,854
68	3/27	INDIANA	W	123-106	23-11	5-29	28-40	Williams-29	Miller-26	17,022$
69	3/29	@Utah	W	114-101	23-11	6-29	29-40	Abdul-Rauf-23	K. Malone-26	19,911
70	3/31	ATLANTA	L	94-103	23-12	6-29	29-41	Ellis-23	Wilkins-23	15,202
71	4/2	MILWAUKEE	W	116-107	24-12	6-29	30-41	Stith-24	Day-30	15,970
72	4/4	MINNESOTA	W	120-94	25-12	6-29	31-41	Abdul-Rauf-24	West-29	16,461
73	4/6	@Sacramento	W	101-100	25-12	7-29	32-41	Abdul-Rauf-23	Webb-20	17,317
74	4/9	@Phoenix	L	97-98	25-12	7-30	32-42	Abdul-Rauf-20	Barkley-26	19,023
75	4/10	@LA Clippers	L	101-117	25-12	7-31	32-43	Abdul-Rauf-23	Manning-21	14,354
76	4/12	@Golden State	W	107-96	25-12	8-31	33-43	Williams-33	Alexander-22	15,025
77	4/14	HOUSTON	L	96-107	25-13	8-31	33-44	Abdul-Rauf-24	Maxwell-30	15,375
78	4/16	@Dallas	L	86-99	25-13	8-32	33-45	Mutombo-21	Jackson-29	13,964
79	4/18	LA CLIPPERS	W	94-83	26-13	8-32	34-45	Abdul-Rauf-24	Harper-17	16,075
80	4/21	DALLAS	W	137-122	27-13	8-32	35-45	Ellis/Abdul-Rauf-21	Jackson-29	16,490
81	4/22	San Antonio	L	111-131	27-13	8-33	35-46	Abdul-Rauf-20	Ellis-30	16,057
82	4/25	PHOENIX	W	120-118	28-13	8-33	36-46	Abdul-Rauf-23	Dumas-25	17,022$

* Denotes number of overtime periods $ McNichols Arena sellout

1993-94 ROSTER

NO.	PLAYER	POS	HT	WT	COLLEGE/YR	EXP
3	Mahmoud Abdul-Rauf	G	6-1	162	LSU '92	3
43	Kevin Brooks	F	6-8	200	SW Louisiana '91	2
20	LaPhonso Ellis	F	6-8	240	Notre Dame '92	1
21	Tom Hammonds	F	6-9	225	Georgia Tech '89	4
4	Darnell Mee	G	6-5	175	Western Kentucky '93	R
55	Dikembe Mutombo	C	7-2	250	Georgetown '91	2
14	Robert Pack	G	6-2	190	USC '91	2
42	Mark Randall	F	6-9	235	Kansas '91	2
7	Alvin Robertson	G	6-4	208	Arkansas '84	11
54	Rodney Rogers	F	6-7	255	Wake Forest '94	R
23	Bryant Stith	G	6-5	208	Virginia '92	1
8	Brian Williams	F	6-11	260	Arizona '92	2
34	Reggie Williams	F/G	6-7	195	Georgetown '87	6

Head Coach: ..... Dan Issel (Kentucky '70)
Assistant Coaches: ..... Gene Littles (High Point '69), Mike Evans (Kansas State '78)
Trainer: ..... Jim Gillen (Ft. Hays State '74)

NUGGETS 1993-94 TEAM HIGHS & LOWS

	HIGH	LOW
Points	132 vs. Washington, 3/20	74 vs. San Antonio, 11/16
Field Goals Made	52 vs. Washington, 3/20	29 vs. Sacramento, 3/18
Field Goals Attempted	100 vs. Portland, 1/18	69 vs. New York, 2/25
Field Goal Percentage	(.597/43-72) vs. Dallas, 12/5	(.355/32-90) @ San Antonio, 2/10
Three-Pointers Made	7 vs. San Antonio, 3/14	*0 vs. LA Lakers, 4/19
Three-Pointers Attempted	14 vs. Sacramento, 3/18	0 vs. Minnesota, 12/26
Three-Point Percentage	(.583/7-12) vs. San Antonio, 3/14	*(.000/0-6) vs. LA Lakers, 4/19
Free Throws Made	41 vs. Sacramento, 3/18	8 vs. Philadelphia, 1/2
Free Throws Attempted	53 vs. Sacramento, 3/18	11 @ Portland, 11/23
Free Throw Percentage	(.900/18-20) @ Houston, 2/22	(.526/10-19) @ Minnesota, 11/20
Total Rebounds	61 @ Houston, 12/23	31 vs. Philadelphia, 1/2
Offensive Rebounds	24 vs. LA Clippers, 11/7	4 @ Phoenix, 4/3
Defensive Rebounds	44 @ Houston, 12/23	18 vs. Golden State, 11/13
Assists	39 @ Milwaukee, 2/16	13 vs. LA Clippers, 11/7
Steals	16 vs. Golden State, 11/13	2 @ San Antonio, 12/11
Turnovers	24 @ Charlotte, 12/17	7 vs. San Antonio, 3/14
Blocked Shots	18 vs. LA Clippers, 4/5	1 @ San Antonio, 12/11
Fouls	32 @ Minnesota, 1/5	13 @ LA Lakers, 4/8

OPPONENTS 1993-94 TEAM HIGHS & LOWS

	HIGH	LOW
Points	130 @ Phoenix, 11/24	78 @ San Antonio, 4/13
Field Goals Made	49 @ Seattle, 11/9	*29 @ San Antonio, 4/13
Field Goals Attempted	99 by Charlotte, 12/3	69 @ San Antonio, 4/13
Field Goal Percentage	(.585/48-82) by Chicago, 2/1	(.312/29-93) @ LA Lakers, 11/12
Three-Pointers Made	8 @ Seattle, 11/9	0 vs Minnesota, 3/6
Three-Pointers Attempted	20 by Sacramento, 3/18	*1 @ Indiana, 1/12
Three-Point Percentage	(.625/5-8) by Sacramento, 3/18	(.000/0-2) vs. Minnesota, 3/6
Free Throws Made	36 @ Indiana, 1/12	11 by LA Clippers, 4/5
Free Throws Attempted	46 @ Phoenix, 11/24	16 by LA Clippers, 4/5
Free Throw Percentage	(1.000/20-20) by Portland, 1/18	(.520/13-25) by LA Lakers, 4/19
Total Rebounds	53 @ Miami, 3/9	30 by Washington, 3/20
Offensive Rebounds	23 @ Orlando, 3/8	5 @ Indiana, 1/12
Defensive Rebounds	39 by Golden State, 12/30	19 @ LA Lakers, 4/8
Assists	37 @ Phoenix, 11/24	10 by Dallas, 2/6
Steals	16 @ Washington, 3/11	2 by Boston, 2/23
Turnovers	24 @ LA Clippers, 4/20	6 by Chicago, 2/1
Blocked Shots	13 by Golden State, 12/30	1 by Cleveland, 11/18
Fouls	37 by Sacramento, 3/18	14 @ Milwaukee, 2/16

* Indicates repeated mark, and is the last time it happened.

1993-94 GAME-BY-GAME RESULTS (42-40)

NO.	DATE	OPP.	W-L	SCORE	HM.	RD.	TOT.	DEN. HIGH SCORER	OPP. HIGH SCORER	ATTEND.
1	11/5	@Sacramento	L	100-109	0-0	0-1	0-1	Abdul-Rauf-25	Tisdale-21	17,317
2	11/7	LA CLIPPERS	W	99-97	1-0	0-1	1-1	Abdul-Rauf-26	Manning-33	17,171$
3	11/9	@Seattle	L	86-118	1-0	0-2	1-2	Abdul-Rauf-25	Perkins-28	14,253
4	11/12	@LA Lakers	W	113-84	1-0	1-2	2-2	Abdul-Rauf-25	Christie-21	11,215
5	11/13	GOLDEN STATE	L	98-106	1-1	1-2	2-3	Abdul-Rauf-28	Sprewell-19	17,171$
6	11/16	SAN ANTONIO	L	74-86	1-2	1-2	2-4	Abdul-Rauf-16	Ellis/Robinson-17	13,549
7	11/18	CLEVELAND	W	100-93	2-2	1-2	3-4	Abdul-Rauf-22	Williams-20	13,381
8	11/20	@Minnesota	W	90-89	2-2	2-2	4-4	Abdul-Rauf/Stith-22	Rider-20	18,023
9	11/23	@Portland	L	94-109	2-2	2-3	4-5	Abdul-Rauf-24	Drexler-27	12,888
10	11/24	@Phoenix	L	97-130	2-2	2-4	4-6	Ellis-14	Barkley-21	19,023
11	11/26	PORTLAND	W	112-101	3-2	2-4	5-6	Abdul-Rauf/Stith-28	C. Robinson-28	17,171$
12	11/27	NEW JERSEY	W	111-89	4-2	2-4	6-6	Rogers-23	Edwards-21	16,127
13	11/30	@Utah	L	92-103	4-2	2-5	6-7	Abdul-Rauf-18	K. Malone-28	18,546
14	12/3	CHARLOTTE	W	102-94	5-2	2-5	7-7	Abdul-Rauf-25	Mourning-36	17,171$
15	12/5	DALLAS	W	115-110	6-2	2-5	8-7	Abdul-Rauf-22	Mashburn-28	13,991
16	12/7	@Golden State	L	90-95	6-2	2-6	8-8	R. Williams-16	Sprewell-23	15,025
17	12/10	UTAH	W	107-98	7-2	2-6	9-8	Abdul-Rauf-25	K. Malone-27	16,327
18	12/11	@San Antonio	L	100-105	7-2	2-7	9-9	Stith-33	Robinson-31	16,784
19	12/14	@New York	L	84-93	7-2	2-8	9-10	Ellis-21	Ewing-20	19,763
20	12/15	@Philadelphia	L	93-101	7-2	2-9	9-11	Abdul-Rauf-23	Hornacek-25	9,243
21	12/17	@Charlotte	L	96-99	7-2	2-10	9-12	Stith-19	Mourning-26	23,698
22	12/18	@Atlanta	L	96-102	7-2	2-11	9-13	Abdul-Rauf-22	Willis-31	12,505
23	12/21	PHOENIX	W	121-95	8-2	2-11	10-13	Abdul-Rauf-27	Green-20	17,171$
24	12/23	@Houston	W	106-93	8-2	3-11	11-13	Abdul-Rauf-24	Olajuwon-35	16,611
25	12/26	MINNESOTA	W	100-97	9-2	3-11	12-13	Ellis/R.Williams-16	Person-22	17,171$
26	12/28	@Dallas	W	97-85	9-2	4-11	13-13	Stith-21	Rooks-25	14,136
27	12/30	GOLDEN STATE	W	101-96	10-2	4-11	14-13	Abdul-Rauf-22	Sprewell-28	17,171$
28	1/2	PHILADELPHIA	L	80-96	10-3	4-11	14-14	Ellis-15	Weatherspoon-21	13,496
29	1/4	LA LAKERS	L	118-119	10-4	4-11	14-15	R.Williams-27	Worthy-27	17,171$
30	1/5	@Minnesota	L	95-109	10-4	4-12	14-16	Abdul-Rauf-25	Williams-22	17,134
31	1/7	SAN ANTONIO	L	76-84	10-5	4-12	14-17	R.Williams-18	Robinson-18	16,035
32	1/8	SACRAMENTO	W	104-98	11-5	4-12	15-17	Ellis-22	Richmond-28	14,709
33	1/11	@Detroit	W	94-86	11-5	5-12	16-17	Ellis/R.Williams-19	Dumars-18	17,685
34	1/12	@Indiana	L	96-107	11-5	5-13	16-18	Stith-20	Miller-29	9,335
35	1/14	@New Jersey	L	96-103	11-5	5-14	16-19	Three w/15	Gilliam-24	20,049
36	1/16	@Boston	L	100-105	11-5	5-15	16-20	Abdul-Rauf-20	Radja-29	14,890
37	1/18	PORTLAND	L	103-104*	11-6	5-15	16-21	Ellis-28	C. Robinson-32	14,295
38	1/20	HOUSTON	W	111-106**	12-6	5-15	17-21	R. Williams-25	Thorpe-24	17,171$
39	1/22	SEATTLE	W	98-91	13-6	5-15	18-21	Abdul-Rauf-22	Kemp-26	17,171$
40	1/27	INDIANA	W	113-106	14-6	5-15	19-21	Rogers-25	Miller-21	15,529
41	1/29	DETROIT	W	128-110	15-6	5-15	20-21	Stith-23	Dumars-31	17,171$
42	2/1	CHICAGO	L	98-118	15-7	5-15	20-22	Rogers-18	Pippen-28	17,171$
43	2/2	@Golden State	L	84-97	15-7	5-16	20-23	Ellis-18	Mullin-22	15,025
44	2/4	@Sacramento	W	108-83	15-7	6-16	21-23	Ellis-19	Smith-14	17,317
45	2/6	DALLAS	W	99-89	16-7	6-16	22-23	Ellis-21	Mashburn-17	15,389
46	2/8	UTAH	L	95-96	16-8	6-16	22-24	Rogers-23	K. Malone-24	14,897
47	2/10	@San Antonio	L	87-94	16-8	6-17	22-25	Ellis-23	Robinson-29	17,583
48	2/15	@Cleveland	L	99-111	16-8	6-18	22-26	Abdul-Rauf/Ellis-21	Wilkins-27	17,124
49	2/16	@Milwaukee	W	107-95	16-8	7-18	23-26	Abdul-Rauf-21	Barry-17	14,131
50	2/18	@Chicago	W	109-84	16-8	8-18	24-26	Stith-28	Pippen-18	18,676
51	2/20	ATLANTA	W	97-92	17-8	8-18	25-26	Abdul-Rauf-19	Willis-20	17,171$
52	2/22	@Houston	L	97-98	17-8	8-19	25-27	Ellis-19	Olajuwon-33	12,043
53	2/23	BOSTON	W	102-94	18-8	8-19	26-27	Ellis-29	Fox-20	17,171$
54	2/25	NEW YORK	W	102-94	19-8	8-19	27-27	Abdul-Rauf-28	Ewing-35	17,171$
55	2/27	@Portland	L	97-104	19-8	8-20	27-28	Abdul-Rauf-28	Drexler-22	12,888
56	3/4	ORLANDO	W	98-89	20-8	8-20	28-28	R.Williams-20	Hardaway-23	17,171$
57	3/6	MINNESOTA	W	117-97	21-8	8-20	29-28	Abdul-Rauf-23	Smith-25	17,171$
58	3/8	@Orlando	L	88-95	21-8	8-21	29-29	Abdul-Rauf-21	O'Neal-29	15,291
59	3/9	@Miami	L	80-102	21-8	8-22	29-30	Rogers-14	Rice-26	14,929
60	3/11	@Washington	L	93-100	21-8	8-23	29-31	R.Williams/Rogers-19	MacLean-22	18,756
61	3/14	SAN ANTONIO	W	116-88	22-8	8-23	30-31	Abdul-Rauf-33	Del Negro-16	17,171$
62	3/17	@LA Clippers	W	102-99	22-8	9-23	31-31	Mutombo/Abdul-Rauf-21	Wilkins-35	9,661
63	3/18	SACRAMENTO	L	103-115	22-9	9-23	31-32	Pack-24	Richmond-29	17,171$
64	3/20	WASHINGTON	W	132-99	23-9	9-23	32-32	Abdul-Rauf-23	Chapman-39	17,171$
65	3/22	MILWAUKEE	W	108-94	24-9	9-23	33-32	Abdul-Rauf-22	Murdock-30	15,424
66	3/24	MIAMI	W	113-101	25-9	9-23	34-32	Abdul-Rauf-25	Rice-18	17,171$
67	3/26	DALLAS	W	112-101	26-9	9-23	35-32	Mutombo-27	Jackson-20	17,171$
68	3/28	@Seattle	L	97-111	26-9	9-24	35-33	Ellis-20	Payton-23	14,551
69	4/2	@Utah	L	91-101	26-9	9-25	35-34	Abdul-Rauf-19	Malone-31	19,911
70	4/3	@Phoenix	L	98-108	26-9	9-26	35-35	Abdul-Rauf-21	K. Johnson-42	19,023
71	4/5	LA CLIPPERS	L	91-92	26-10	9-26	35-36	Abdul-Rauf/Ellis-21	Grant-26	16,716
72	4/7	SEATTLE	W	104-90	27-10	9-26	36-36	R. Williams-24	Kemp-20	17,171$
73	4/8	@LA Lakers	W	112-99	27-10	10-26	37-36	Rogers-21	Divac-33	17,505
74	4/10	HOUSTON	L	92-93	27-11	10-26	37-37	Abdul-Rauf-29	Olajuwon-31	17,171$
75	4/12	PHOENIX	L	102-107	27-12	10-26	37-38	Abdul-Rauf-25	K. Johnson-25	17,171$
76	4/13	@San Antonio	W	83-78	27-12	11-26	38-38	Rogers-18	Robinson-32	16,746
77	4/15	@Dallas	L	97-99	27-12	11-27	38-39	Ellis-23	Rooks-24	12,048
78	4/17	@Minnesota	W	99-88	27-12	12-27	39-39	Ellis-21	Laettner-19	17,388
79	4/19	LA LAKERS	W	105-98	28-12	12-27	40-39	Ellis-28	Divac-22	17,171$
80	4/20	@LA Clippers	W	100-85	28-12	13-27	41-39	Ellis-21	J. Williams-16	11,931
81	4/22	UTAH	L	106-113	28-13	13-27	41-40	Abdul-Rauf-31	Malone-38	17,171$
82	4/24	@Houston	W	115-107	28-13	14-27	42-40	Pack-23	Olajuwon-34	16,611

* Denotes number of overtime periods $ McNichols Arena sellout

1994-95 ROSTER

NO.	PLAYER	POS	HT	WT	COLLEGE/YR	EXP
1	Mahmoud Abdul-Rauf	G	6-1	162	LSU '92	4
3	Dale Ellis	F/G	6-7	215	Tennessee '83	11
20	LaPhonso Ellis	F	6-8	240	Notre Dame '92	2
9	Greg Grant	G	5-7	140	Trenton (N.J.) State '89	5
21	Tom Hammonds	F	6-9	225	Georgia Tech '89	5
53	Cliff Levingston	C/F	6-8	225	Wichita State '82	10
55	Dikembe Mutombo	C	7-2	250	Georgetown '91	3
14	Robert Pack	G	6-2	190	USC '91	3
42	Mark Randall	F	6-9	235	Kansas '91	3
7	Eldridge Recasner	G	6-3	190	Washington '90	R
54	Rodney Rogers	F	6-7	255	Wake Forest '94	1
5	Jalen Rose	G	6-8	210	Michigan '95	R
35	Reggie Slater	F	6-7	250	Wyoming '92	R
23	Bryant Stith	G	6-5	208	Virginia '92	2
8	Brian Williams	F	6-11	260	Arizona '92	3
34	Reggie Williams	F/G	6-7	195	Georgetown '87	7

Head Coach: ..... Bernie Bickerstaff (San Diego '68)
Assistant Coaches: ..... Gene Littles (High Point '69), Tom Nissalke (Florida State '57)
Trainer: ..... Jim Gillen (Ft. Hays State '74)

NUGGETS 1994-95 TEAM HIGHS & LOWS

	HIGH	LOW
Points	130 @ Golden State, 4/22	73 @ Golden State, 1/16
Field Goals Made	50 @ Golden State, 4/22	26 @ Utah, 2/1
Field Goals Attempted	104 @ Golden State, 4/22	66 vs. Utah, 2/26
Field Goal Percentage	(.613/46-75) vs. Sacramento, 3/16	(.351/26-74) @ Utah, 2/1
Three-Pointers Made	11 vs. Houston, 1/14	1 vs. Detroit, 11/17
Three-Pointers Attempted	28 @ Utah, 3/22	5 @ Boston, 12/12
Three-Point Percentage	(.714/5-7) vs. Portland, 3/8	(.083/1-12) vs. Detroit, 11/17
Free Throws Made	39 vs. Minnesota, 11/4	*7 @ Philadelphia, 2/18
Free Throws Attempted	50 vs. San Antonio, 11/15	9 @ Philadelphia, 2/18
Free Throw Percentage	(.895/17-19) @ Milwaukee, 3/12	(.536/15-28) vs. New Jersey, 1/27
Total Rebounds	67 @ LA Lakers, 11/11 (OT)	28 @ Boston, 12/12
Offensive Rebounds	23 @ LA Lakers, 11/11 (OT)	6 @ Indiana, 3/31
Defensive Rebounds	44 @ LA Lakers, 11/11 (OT)	19 @ Utah, 2/1
Assists	36 @ Golden State, 4/22	*13 @ New York, 3/14
Steals	17 @ Golden State, 4/22	1 vs. Charlotte, 12/3
Turnovers	32 @ LA Lakers, 11/11 (OT)	*9 vs. Houston, 4/9
Blocked Shots	*13 vs. San Antonio, 4/16	*2 @ Washington, 2/19
Fouls	42 @ Golden State, 4/22	13 @ LA Lakers, 2/3

OPPONENTS 1994-95 TEAM HIGHS & LOWS

	HIGH	LOW
Points	129 @ Golden State, 4/22	74 @ LA Lakers, 2/3
Field Goals Made	51 @ Utah, 2/1	25 @ Golden State, 1/16
Field Goals Attempted	115 @ LA Lakers 11/11	59 @ Seattle, 2/24
Field Goal Percentage	(.600/51-85) @ Utah, 2/1	(.313/30-96) @ Dallas, 12/1
Three-Pointers Made	16 by Houston, 4/9	*1 by Minnesota, 4/19
Three-Pointers Attempted	31 @ Phoenix, 1/17	4 @ Utah, 2/1
Three-Point Percentage	(.700/7-10) by Utah, 2/26	(.063/1-16) @ Dallas, 12/1
Free Throws Made	35 by Seattle, 4/6	7 @ LA Lakers, 2/3
Free Throws Attempted	47 by Seattle, 4/6	9 @ LA Lakers, 2/3
Free Throw Percentage	(.917/33-36) by San Antonio, 12/21	(.474/9-19) @ Houston, 1/31
Total Rebounds	64 @ Golden State, 4/22	23 by Utah, 2/26
Offensive Rebounds	32 @ Dallas, 11/8	4 @ Detroit, 3/10
Defensive Rebounds	46 @ Golden State, 4/22	18 by Utah, 2/26
Assists	41 @ Utah, 2/1	9 by LA Lakers, 2/7
Steals	*18 @ Seattle, 2/24	1 by Golden State, 11/5
Turnovers	*24 @ Golden State, 4/22	9 @ Phoenix, 1/17
Blocked Shots	13 @ Utah, 3/22	0 by Phoenix, 4/14
Fouls	38 @ LA Lakers, 11/11	13 Houston, 1/31

* Indicates repeated mark, and is the last time it happened.

1994-95 GAME-BY-GAME RESULTS (41-41)

NO.	DATE	OPP.	W-L	SCORE	HM.	RD.	TOT.	DEN. HIGH SCORER	OPP. HIGH SCORER	ATTEND.
1	11/4	MINNESOTA	W	130-108	1-0	0-0	1-0	Stith-25	Marshall-26	17,171$
2	11/5	GOLDEN ST.	L	104-108	1-1	0-0	1-1	Rogers-22	Hardaway-28	17,171$
3	11/8	@Dallas	W	115-107	1-1	1-0	2-1	Rogers-28	Jackson-37	12,526
4	11/11	@L.A. Lakers	W	124-117*	1-1	2-0	3-1	Stith-23	Van Exel-21	16,950
5	11/12	UTAH	W	119-110	2-1	2-0	4-1	Pack-26	Hornacek-35	17,171$
6	11/15	SAN ANTONIO	W	112-99	3-1	2-0	5-1	Pack-30	Robinson-33	17,171$
7	11/17	DETROIT	L	92-94	3-2	2-0	5-2	Stith-22	Dumars-21	17,171$
8	11/19	HOUSTON	L	101-109	3-3	2-0	5-3	R.Williams-26	Olajuwon-26	17,171$
9	11/23	CHICAGO	W	113-111	4-3	2-0	6-3	Rogers-31	Pippen-29	17,171$
10	11/25	@Sacramento	L	105-108*	4-3	2-1	6-4	Pack-24	Richmond-33	17,317
11	11/26	DALLAS	L	123-124*	4-4	2-1	6-5	Rogers-25	Jackson-50	17,171$
12	11/29	@Houston	L	81-96	4-4	2-2	6-6	Rogers-16	Olajuwon-27	14,295
13	12/1	@Dallas	W	89-80	4-4	3-2	7-6	Rogers-25	Jackson-26	13,929
14	12/3	CHARLOTTE	W	99-88	5-4	3-2	8-6	Rogers,Stith-17	Curry-19	17,171$
15	12/6	@Minnesota	W	102-95	5-4	4-2	9-6	D.Ellis-18	West-25	13,669
16	12/10	WASHINGTON	W	111-89	6-4	4-2	10-6	Abdul-Rauf-31	Cheaney-17	17,171$
17	12/12	@Boston	L	103-113	6-4	4-3	10-7	Stith-21	Brown,Ellison-19	14,890
18	12/14	@Orlando	L	96-120	6-4	4-4	10-8	Slater-16	O'Neal-24	16,010
19	12/15	@Miami	W	101-99	6-4	5-4	11-8	R.Williams-21	Willis-29	14,531
20	12/17	@Charlotte	L	92-111	6-4	5-5	11-9	Abdul-Rauf-15	Hawkins-28	23,698
21	12/19	BOSTON	W	104-85	7-4	5-5	12-9	Abdul-Rauf-27	Fox-17	17,171$
22	12/21	SAN ANTONIO	L	97-111	7-5	5-5	12-10	Abdul-Rauf-21	Robinson-34	17,171$
23	12/23	@Phoenix	L	110-126	7-5	5-6	12-11	Abdul-Rauf-22	Johnson-21	19,023
24	12/25	SEATTLE	W	105-96	8-5	5-6	13-11	Abdul-Rauf-23	Gill,Schrempf-21	17,171$
25	12/27	INDIANA	L	91-95	8-6	5-6	13-12	Abdul-Rauf-23	Smits-33	17,171$
26	12/29	@Portland	L	93-104	8-6	5-7	13-13	Abdul-Rauf-18	C.Robinson-27	12,888
27	12/30	PORTLAND	W	118-114	9-6	5-7	14-13	Abdul-Rauf-26	Drexler-39	17,171$
28	1/3	@Minnesota	W	108-99**	9-6	6-7	15-13	Pack-23	Rider-26	12,739
29	1/4	@Chicago	L	80-86	9-6	6-8	15-14	Mutombo-18	Pippen-21	22,198
30	1/7	PHOENIX	L	100-109	9-7	6-8	15-15	Stith-18	Barkley-22	17,171$
31	1/8	MILWAUKEE	W	102-96*	10-7	6-8	16-15	Pack,R.Williams,Stith-16	Robinson-21	17,171$
32	1/11	@Utah	L	88-114	10-7	6-9	16-16	D.Ellis,Rose-15	Malone-22	19,911
33	1/12	DALLAS	W	94-78	11-7	6-9	17-16	Rogers-16	Jackson,Mashburn-15	17,171$
34	1/14	HOUSTON	W	118-104	12-7	6-9	18-16	Abdul-Rauf-36	Olajuwon-41	17,171$
35	1/16	@Golden St.	L	73-77	12-7	6-10	18-17	Rogers-20	Hardaway-21	15,025
36	1/17	@Phoenix	L	113-129	12-7	6-11	18-18	Abdul-Rauf-27	Majerle-32	19,023
37	1/20	ORLANDO	L	108-112*	12-8	6-11	18-19	Mutombo,R.Williams-15	Hardaway-27	17,171$
38	1/21	CLEVELAND	L	100-101**	12-9	6-11	18-20	D.Ellis-24	Mills-20	17,171$
39	1/24	@Seattle	L	89-111	12-9	6-12	18-21	Abdul-Rauf-27	Kemp-19	16,352
40	1/27	NEW JERSEY	W	96-90	13-9	6-12	19-21	D.Ellis-17	Anderson-19	17,171$
41	1/28	@San Antonio	L	77-103	13-9	6-13	19-22	Pack-12	Elliott-31	32,820
42	1/31	@Houston	L	74-86	13-9	6-14	19-23	Rogers-23	Olajuwon-25	14,761
43	2/1	@Utah	L	88-129	13-9	6-15	19-24	Stith-16	Malone-30	19,911
44	2/3	@L.A. Lakers	W	88-74	13-9	7-15	20-24	Rogers-24	Divac-27	14,493
45	2/7	L.A. LAKERS	L	83-85	13-10	7-15	20-25	D.Ellis-18	Jones-20	17,171$
46	2/9	GOLDEN ST.	L	101-109	13-11	7-15	20-26	R.Williams-18	Sprewell-30	17,171$
47	2/14	ATLANTA	L	88-99	13-12	7-15	20-27	B.Williams-29	Smith-30	17,171$
48	2/16	@New Jersey	L	94-100	13-12	7-16	20-28	Abdul-Rauf-25	Anderson-20	15,692
49	2/18	@Philadelphia	L	89-95	13-12	7-17	20-29	Abdul-Rauf-19	Barros-24	16,084
50	2/19	@Washington	W	94-92	13-12	8-17	21-29	Abdul-Rauf-23	Cheaney-27	18,756
51	2/21	L.A. CLIPPERS	W	118-80	14-12	8-17	22-29	Pack-20	Piatkowski-14	17,171$
52	2/23	PHILADELPHIA	W	105-75	15-12	8-17	23-29	R.Williams-20	Grayer-22	17,171$
53	2/24	@Seattle	L	86-90	15-12	8-18	23-30	R.Williams-17	Schrempf-22	18,056
54	2/26	UTAH	L	96-110	15-13	8-18	23-31	Abdul-Rauf-19	Malone-34	17,171$
55	2/28	MINNESOTA	W	114-101	16-13	8-18	24-31	Mutombo-26	Rider-20	17,171$
56	3/3	MIAMI	W	100-98	17-13	8-18	25-31	Abdul-Rauf-22	Rice-24	17,171$
57	3/4	@L.A. Clippers	W	101-89	17-13	9-18	26-31	Mutombo-21	Vaught-17	9,334
58	3/7	@Dallas	W	99-96	17-13	10-18	27-31	Abdul-Rauf-29	Mashburn,Tarpley-26	14,954
59	3/8	@Atlanta	L	88-99	17-13	10-19	27-32	Rose-21	Norman-33	11,424
60	3/10	@Detroit	W	99-88	17-13	11-19	28-32	Rose-20	Houston-36	21,454
61	3/12	@Milwaukee	W	109-93	17-13	12-19	29-32	Rogers-21	Baker-21	17,189
62	3/14	@New York	L	74-94	17-13	12-20	29-33	Abdul-Rauf-15	Ewing-21	19,763
63	3/16	SACRAMENTO	W	123-101	18-13	12-20	30-33	Abdul-Rauf,D.Ellis-19	Richmond-17	17,171$
64	3/18	PORTLAND	W	110-90	19-13	12-20	31-33	Abdul-Rauf,Rogers-17	C.Robinson-17	17,171$
65	3/20	@Sacramento	L	89-91	19-13	12-21	31-34	Abdul-Rauf-27	Richmond-20	17,317
66	3/22	@Utah	L	91-103	19-13	12-22	31-35	Abdul-Rauf-22	Malone-23	19,911
67	3/23	NEW YORK	L	101-104	19-14	12-22	31-36	Abdul-Rauf-30	Ewing-22	17,171$
68	3/26	@Portland	W	102-98	19-14	13-22	32-36	Stith-19	Strickland-32	12,888
69	3/27	L.A. CLIPPERS	W	113-104	20-14	13-22	33-36	R.Williams-21	Murray,Piatkowski-18	17,171$
70	3/31	@Indiana	W	107-92	20-14	14-22	34-36	Abdul-Rauf,Mutombo-22	Smits-23	16,705
71	4/2	@Cleveland	W	104-101	20-14	15-22	35-36	Abdul-Rauf-32	Price-21	20,562
72	4/4	L.A. LAKERS	L	101-104	20-15	15-22	35-37	R.Williams-23	Jones,Van Exel-19	17,171$
73	4/6	SEATTLE	L	100-106	20-16	15-22	35-38	Abdul-Rauf-29	Schrempf-27	17,171$
74	4/9	HOUSTON	L	120-123	20-17	15-22	35-39	Abdul-Rauf-34	Drexler-34	17,171$
75	4/10	@Minnesota	W	114-107	20-17	16-22	36-39	Abdul-Rauf,R.Williams-20	Gugliotta-30	16,161
76	4/13	@L.A. Clippers	W	125-103	20-17	17-22	37-39	R.Williams-31	Dehere-25	9,481
77	4/14	PHOENIX	W	102-87	21-17	17-22	38-39	Stith-27	Johnson-24	17,171$
78	4/16	SAN ANTONIO	L	109-112*	21-18	17-22	38-40	Rogers-31	Robinson-42	17,171$
79	4/18	@San Antonio	L	96-107	21-18	17-23	38-41	Rose,Stith-20	Robinson-30	18,481
80	4/19	MINNESOTA	W	106-81	22-18	17-23	39-41	R.Williams-26	Laettner-23	17,171$
81	4/22	@Golden St.	W	130-129**	22-18	18-23	40-41	R.Williams-27	Marshall-29	15,025
82	4/23	SACRAMENTO	W	102-89	23-18	18-23	41-41	R.Williams-23	Richmond-32	17,171$

* Denotes number of overtime periods $ McNichols Arena sellout

1995-96 ROSTER

NO.	PLAYER	POS	HT	WT	COLLEGE/YR	EXP
1	Mahmoud Abdul-Rauf	G	6-1	162	LSU '92	5
8	Rastko Cvetkovic	C	7-1	260	Yugoslavia '95	R
3	Dale Ellis	G/F	6-7	215	Tennessee '83	12
20	LaPhonso Ellis	F	6-8	240	Notre Dame '92	3
50	Matt Fish	C	6-11	235	UNC-Wilmington '92	1
9	Greg Grant	G	5-7	140	Trenton (NJ) State '89	5
21	Tom Hammonds	F	6-9	225	Georgia Tech '89	6
7	Don MacLean	F	6-10	225	UCLA '92	3
24	Antonio McDyess	F	6-9	220	Alabama '97	R
55	Dikembe Mutombo	C	7-2	250	Georgetown '91	4
11	Doug Overton	G	6-3	190	La Salle '91	3
5	Jalen Rose	G	6-8	210	Michigan '95	1
23	Bryant Stith	G	6-5	208	Virginia '92	3
34	Reggie Williams	F/G	6-7	195	Georgetown '87	8

Head Coach: ..... Bernie Bickerstaff (San Diego '68)
Assistant Coaches: ..... Gene Littles (High Point '69), Bob Kloppenburg (USC '50)
Trainer: ..... Jim Gillen (Ft. Hays State '74)

NUGGETS 1995-96 TEAM HIGHS & LOWS

	HIGH	LOW
Points	137 @ Phoenix (3OT), 11/15	69 @ Portland, 1/16
Field Goals Made	53 @ Phoenix (3OT), 11/15	25* @ Indiana, 12/12
Field Goals Attempted	110 @ Phoenix (3OT), 11/15	63 @ Seattle, 1/24
Field Goal Percentage	(.562/41-73) @ Toronto, 3/18	(.325/25-77) @ Indiana, 12/12
Three-Pointers Made	14 @ Utah, 12/7	0 vs. Washington, 2/27
Three-Pointers Attempted	26* @ Sacramento, 1/4	5* @ Sacramento, 4/15
Three-Point Percentage	(.667/4-6) @ Vancouver, 3/28	(.000/0-6) vs. Washington, 2/27
Free Throws Made	35* @ Toronto, 3/18	5 @ Chicago, 3/15
Free Throws Attempted	43 vs. Detroit, 12/4	10 @ Chicago, 3/15
Free Throw Percentage	(.941/32-34) vs. Seattle, 11/8	(.500*/5-10) @ Chicago, 3/15
Total Rebounds	62 vs. LA Lakers, 4/9	25 @ Portland, 2/22
Offensive Rebounds	26 vs. Vancouver, 4/19	5* vs. Portland, 4/5
Defensive Rebounds	42* vs. Charlotte (2OT), 3/26	18 vs. Indiana, 1/2
Assists	37 vs. Dallas, 12/26	9 @ Indiana, 12/12
Steals	14 vs. LA Clippers, 2/8	1* vs. LA Lakers, 4/9
Turnovers	27* vs. Vancouver, 4/19	7 vs. Charlotte (2OT), 3/26
Blocked Shots	16 vs. Toronto, 1/27	1 @ Golden State, 4/4
Fouls	39 @ Phoenix (3OT), 11/15	36 by Atlanta, 11/21

OPPONENTS 1995-96 TEAM HIGHS & LOWS

	HIGH	LOW
Points	137 by Dallas, 2/29	78 by Minnesota, 4/2
Field Goals Made	52 @ Orlando, 2/13	24 by Detroit, 12/4
Field Goals Attempted	103 by Charlotte (2OT), 3/26	65 by Detroit, 12/4
Field Goal Percentage	(.605/46-76) @ Indiana, 12/12	(.337/33-98) by Toronto, 1/27
Three-Pointers Made	18 by Dallas, 2/29	1* by Sacramento, 1/20
Three-Pointers Attempted	37 by Dallas, 2/29	5 @ New Jersey, 3/21
Three-Point Percentage	(.875/7-8) by LA Clippers, 12/23	(.059/1-17) by Miami, 1/6
Free Throws Made	37 @ Phoenix (3OT), 11/15	7* by Milwaukee, 3/30
Free Throws Attempted	46 @ Phoenix (3OT), 11/15	8 @ Chicago, 3/15
Free Throw Percentage	(.933*/14-15) @ Vancouver, 1/10	(.538/7-13) by Milwaukee, 3/30
Total Rebounds	62 by Charlotte (2OT), 3/26	26 by Cleveland, 1/12
Offensive Rebounds	24 @ Utah, 12/7	4 by Vancouver, 4/19
Defensive Rebounds	45 by Charlotte (2OT), 3/26	18 by Golden State, 3/9
Assists	36 @ Houston, 4/11	12* by Seattle, 4/21
Steals	18 by Vancouver, 4/19	2 by Sacramento, 4/15
Turnovers	27 @ LA Lakers, 11/3	4 by LA Lakers, 4/9
Blocked Shots	12* by LA Lakers, 4/9	1* @ Seattle, 1/24
Fouls	36 by Atlanta, 11/21	12 @ Orlando, 2/13

* Indicates repeated mark, and is the last time it happened.

1995-96 GAME-BY-GAME RESULTS (35-47)

NO.	DATE	OPP.	W-L	SCORE	HM.	RD.	TOT.	DEN. HIGH SCORER	OPP. HIGH SCORER	ATTEND.
1	11/3	@ L.A. Lakers	L	96-98	0-0	0-1	0-1	Abdul-Rauf-32	Ceballos-26	16,345
2	11/4	SAN ANTONIO	L	108-116	0-1	0-1	0-2	Abdul-Rauf-30	Elliott-32	17,171$
3	11/7	@ Golden State	L	93-98	0-1	0-2	0-3	Abdul-Rauf-17	Sprewell-30	15,025
4	11/8	SEATTLE	L	117-122	0-2	0-2	0-4	Abdul-Rauf-28	Schrempf-35	17,171$
5	11/10	@ Utah	L	86-109	0-2	0-3	0-5	MacLean-16	Malone-19	19,911
6	11/12	@ L.A. Clippers	L	103-108	0-2	0-4	0-6	Abdul-Rauf-20	Williams-19	7,360
7	11/15	@ Phoenix	W	137-127***	0-2	1-4	1-6	Abdul-Rauf-30	Barkley-29	19,023
8	11/17	NEW YORK	L	94-103	0-3	1-4	1-7	Williams-27	Ewing-20	17,171$
9	11/18	@ Houston	L	97-101	0-3	1-5	1-8	Stith-17	Horry-22	16,285
10	11/21	ATLANTA	W	107-99	1-3	1-5	2-8	McDyess-22	Lang-22	16,289
11	11/24	@ Dallas	W	112-109*	1-3	2-5	3-8	Abdul-Rauf-39	Mashburn-37	17,502
12	11/25	UTAH	W	94-91	2-3	2-5	4-8	D.Ellis-22	Malone-28	17,171$
13	11/28	@ Sacramento	L	85-91	2-3	2-6	4-9	Abdul-Rauf-24	Richmond-22	17,317
14	12/2	MINNESOTA	W	109-105	3-3	2-6	5-9	Abdul-Rauf-24	Gugliotta-25	16,789
15	12/4	DETROIT	W	85-82	4-3	2-6	6-9	Stith-22	Hill-23	15,116
16	12/7	@ Utah	W	124-119	4-3	3-6	7-9	Abdul-Rauf-51	Malone-26	19,911
17	12/8	PHOENIX	W	103-98	5-3	3-6	8-9	D. Ellis-23	Williams-23	17,171$
18	12/11	@ Philadelphia	W	104-91	5-3	4-6	9-9	Abdul-Rauf-22	Stackhouse-20	10,771
19	12/12	@ Indiana	L	92-125	5-3	4-7	9-10	MacLean-20	A. Davis-26	14,723
20	12/14	@ New York	W	103-94	5-3	5-7	10-10	Abdul-Rauf-25	Ewing-30	19,763
21	12/16	@ Atlanta	L	86-95	5-3	5-8	10-11	Stith-22	Blaylock-28	14,063
22	12/17	@ Cleveland	L	79-92	5-3	5-9	10-12	MacLean-26	Brandon/Majerle-20	14,935
23	12/20	GOLDEN STATE	W	109-104	6-3	5-9	11-12	MacLean-38	Mullin-26	16,625
24	12/21	@ San Antonio	L	96-114	6-3	5-10	11-13	D. Ellis-21	Robinson-25	14,663
25	12/23	L.A. CLIPPERS	L	92-107	6-4	5-10	11-14	Stith-25	Vaught-21	15,922
26	12/26	DALLAS	W	114-102	7-4	5-10	12-14	D. Ellis-30	Jackson-31	17,171$
27	12/27	@ Seattle	L	83-99	7-4	5-11	12-15	D. Ellis-19	Hawkins-24	17,072
28	12/29	@ Phoenix	L	92-103	7-4	5-12	12-16	D. Ellis/Rose-16	Tisdale-26	19,023
29	12/30	PHILADELPHIA	W	108-100	8-4	5-12	13-16	Abdul-Rauf/Stith-22	Ruffin-28	16,584
30	1/2	INDIANA	L	87-102	8-5	5-12	13-17	McDyess-21	Jackson/Pierce/Miller-15	16,212
31	1/4	@ Sacramento	L	96-126	8-5	5-13	13-18	Abdul-Rauf-26	Richmond-41	17,317
32	1/6	MIAMI	L	86-88	8-6	5-13	13-19	D. Ellis/Stith-16	Mourning-38	17,171$
33	1/7	@ L.A. Lakers	W	96-93	8-6	6-13	14-19	Abdul-Rauf-33	Divac-21	13,845
34	1/10	@ Vancouver	W	91-85	8-6	7-13	15-19	Abdul-Rauf-25	B. Edwards-20	15,416
35	1/12	CLEVELAND	W	90-83	9-6	7-13	16-19	D. Ellis-20	Phills-17	16,670
36	1/13	PORTLAND	L	117-118	9-7	7-13	16-20	D. Ellis-26	Strickland-26	16,913
37	1/16	@ Portland	L	69-87	9-7	7-14	16-21	Rose-16	C. Robinson-24	20,126
38	1/17	HOUSTON	L	112-120	9-8	7-14	16-22	McDyess-31	Olajuwon-37	15,717
39	1/20	SACRAMENTO	L	110-115	9-9	7-14	16-23	Abdul-Rauf-36	Richmond-22	16,820
40	1/24	@ Seattle	L	79-86	9-9	7-15	16-24	D. Ellis-17	Perkins-18	17,072
41	1/25	@ L.A. Clippers	L	93-94	9-9	7-16	16-25	McDyess-23	Vaught-26	6,131
42	1/27	TORONTO	W	93-82	10-9	7-16	17-25	Abdul-Rauf-21	Stoudamire-23	16,635
43	1/30	@ Minnesota	W	88-86	10-9	8-16	18-25	Abdul-Rauf-24	Rider-25	10,477
44	2/1	@ Milwaukee	L	102-108	10-9	8-17	18-26	Abdul-Rauf-25	Baker-26	13,389
45	2/4	CHICAGO	W	105-99	11-9	8-17	19-26	Abdul-Rauf-32	Jordan-39	17,171$
46	2/6	L.A. LAKERS	L	78-99	11-10	8-17	19-27	Mutombo-20	Ceballos-27	17,171$
47	2/8	L.A. CLIPPERS	W	115-95	12-10	8-17	20-27	Abdul-Rauf-28	Vaught-18	15,997
48	2/13	@ Orlando	L	93-121	12-10	8-18	20-28	D. Ellis-18	O'Neal-30	17,248
49	2/15	@ Miami	L	91-97	12-10	8-19	20-29	McDyess-26	Coles-24	14,290
50	2/16	@ Charlotte	L	100-107	12-10	8-20	20-30	D. Ellis-18	Geiger-28	24,042
51	2/18	BOSTON	W	117-93	13-10	8-20	21-30	Hammonds-26	Williams/Wesley-19	17,171$
52	2/22	@ Portland	L	78-107	13-10	8-21	21-31	McDyess-21	McKie-21	19,884
53	2/24	UTAH	W	99-90	14-10	8-21	22-31	Abdul-Rauf-31	Stockton-24	17,171$
54	2/27	WASHINGTON	W	96-92	15-10	8-21	23-31	McDyess-19	Howard-27	15,288
55	2/29	DALLAS	L	120-137	15-11	8-21	23-32	Abdul-Rauf-23	Jackson-30	16,462
56	3/2	VANCOUVER	W	108-82	16-11	8-21	24-32	Abdul-Rauf-33	Amaya-14	15,832
57	3/4	SAN ANTONIO	L	90-101	16-12	8-21	24-33	L. Ellis-18	Robinson-28	15,734
58	3/6	@ San Antonio	L	90-100	16-12	8-22	24-34	McDyess-16	Del Negro-29	14,008
59	3/7	PHOENIX	W	103-92	17-12	8-22	25-34	D. Ellis-33	Barkley-26	17,171$
60	3/9	GOLDEN STATE	W	102-88	18-12	8-22	26-34	Stith-27	Sprewell-19	17,171$
61	3/10	NEW JERSEY	L	88-99	18-13	8-22	26-35	McDyess-32	Gilliam-25	15,910
62	3/12	ORLANDO	W	110-93	19-13	8-22	27-35	Stith-23	Anderson/Hardaway-21	17,171$
63	3/15	@ Chicago	L	87-108	19-13	8-23	27-36	McDyess-22	Jordan-33	23,692
64	3/17	@ Detroit	L	81-91	19-13	8-24	27-37	McDyess-20	Houston-28	21,454
65	3/18	@ Toronto	W	122-114	19-13	9-24	28-37	McDyess-32	Murray-40	20,324
66	3/21	@ New Jersey	L	89-97	19-13	9-25	28-38	McDyess-20	Gilliam-25	15,467
67	3/22	@ Boston	L	98-99	19-13	9-26	28-39	D. Ellis-27	Wesley/Minor-24	18,034
68	3/24	@ Washington	L	90-92	19-13	9-27	28-40	D. Ellis-16	Muresan-22	18,756
69	3/26	CHARLOTTE	L	112-119**	19-14	9-27	28-41	McDyess-23	Rice-28	16,025
70	3/28	@ Vancouver	W	92-88	19-14	10-27	29-41	McDyess-18	Reeves-21	16,889
71	3/30	MILWAUKEE	W	98-85	20-14	10-27	30-41	Stith-20	Robinson-21	16,847
72	4/2	MINNESOTA	W	86-78	21-14	10-27	31-41	MacLean-24	Rider-17	15,042
73	4/4	@ Golden State	L	90-98	21-14	10-28	31-42	Stith-24	Sprewell-22	15,025
74	4/5	PORTLAND	L	91-97	21-15	10-28	31-43	D. Ellis-18	Strickland-29	16,145
75	4/7	HOUSTON	W	111-105	22-15	10-28	32-43	D. Ellis-21	Bryant-27	15,832
76	4/9	L.A. LAKERS	W	98-91	23-15	10-28	33-43	D. Ellis-20	Divac-19	17,171$
77	4/11	@ Houston	L	109-113	23-15	10-29	33-44	McDyess-23	Olajuwon-37	16,285
78	4/14	@ Minnesota	W	98-91	23-15	11-29	34-44	McDyess-21	Porter-23	18,717
79	4/15	SACRAMENTO	L	86-90	23-16	11-29	34-45	McDyess-19	Polynice-25	15,415
80	4/18	@ Dallas	L	98-132	23-16	11-30	34-46	MacLean-29	Jackson-25	15,907
81	4/19	VANCOUVER	L	78-92	23-17	11-30	34-47	L. Ellis-14	Wilkins-15	15,119
82	4/21	SEATTLE	W	99-88	24-17	11-30	35-47	D. Ellis-21	Jhnsn/Prkns/Schrmpf-13	15,921

* Denotes number of overtime periods $ McNichols Arena sellout

1996-97 ROSTER

NO.	PLAYER	POS	HT	WT	COLLEGE/YR	EXP
53	Jerome Allen	G	6-4	184	Pennsylvania '95	1
3	Dale Ellis	F/G	6-7	215	Tennessee '83	13
20	LaPhonso Ellis	F	6-8	240	Notre Dame '92	4
5	Anthony Goldwire	G	6-2	182	Houston '94	1
21	Tom Hammonds	F	6-9	225	Georgia Tech '89	7
13	Mark Jackson	G	6-3	185	St. John's '87	9
50	Ervin Johnson	C	6-11	245	New Orleans '93	3
8	Sarunas Marciulionis	G	6-5	215	Lithuania '86	7
24	Antonio McDyess	F	6-9	220	Alabama '97	1
22	Ricky Pierce	G	6-4	215	Rice '82	14
30	Kenny Smith	G	6-3	170	North Carolina '87	9
23	Bryant Stith	G	6-5	208	Virginia '92	4
6	Brooks Thompson	G	6-4	195	Oklahoma State '94	2
41	LaSalle Thompson	C	6-10	260	Texas '83	14
25	George Zidek	C	7-0	266	UCLA '95	1

Head Coach: Dick Motta (Utah State '53)
Assistant Coaches: Jim Brovelli (San Francisco '64), Gene Littles (High Point '69)
Trainer: Jim Gillen (Ft. Hays State '74)
Assistant Trainer: Max Benton (Colorado '95)

NUGGETS 1996-97 TEAM HIGHS & LOWS

	HIGH	LOW
Points	132 vs. New Jersey, 1/20	63 @ Portland, 4/16
Field Goals Made	49 vs. New Jersey, 1/20	20 @ Portland, 4/16
Field Goals Attempted	102 vs. Golden State (OT), 4/10	66 vs. Portland, 12/5
Field Goal Percentage	(.582/39-67) @ Toronto, 11/11	(.274/20-73) @ Portland, 11/23
Three-Pointers Made	16 @ Seattle, 3/20	1 @ Portland, 11/23
Three-Pointers Attempted	31* @ Seattle, 3/20	8 vs. Dallas, 11/1
Three-Point Percentage	(.588/10-17) @ Detroit (OT), 11/13	(.050/1-20) @ Portland, 11/23
Free Throws Made	32 vs. Dallas, 11/1	4 vs. Cleveland (OT), 1/16
Free Throws Attempted	43 vs. Dallas, 11/1	5 vs. Cleveland (OT), 1/16
Free Throw Percentage	(1.000/21-21) vs. Phoenix, 4/4	(.389/7-18) @ LA Lakers, 4/2
Total Rebounds	56 vs. Houston (OT), 11/7	26 @ Portland, 11/23
Offensive Rebounds	28 vs. Phoenix, 4/4	1 vs. Portland, 12/5
Defensive Rebounds	44 @ Golden State (OT), 4/10	20 @ Portland, 11/23
Assists	41 vs. New Jersey, 1/20	10 @ Portland, 11/23
Steals	12 vs. Washington, 2/5	1* vs. Detroit, 3/13
Turnovers	33 @ Seattle, 3/20	8* vs. San Antonio, 3/15
Blocked Shots	14 @ Houston, 1/30	1* @ Chicago, 2/18
Fouls	34 vs. Chicago, 11/21	12 @ Houston, 1/30

OPPONENTS 1996-97 TEAM HIGHS & LOWS

	HIGH	LOW
Points	134 @ Chicago, 2/18	79* by Sacramento, 12/18
Field Goals Made	53 @ Chicago, 2/18	24 @ San Antonio, 11/3
Field Goals Attempted	113 @ Phoenix (OT), 12/23	69 @ Dallas, 1/11
Field Goal Percentage	(.649/50-77) by Utah, 3/23	(.320/24-75) @ San Antonio, 11/3
Three-Pointers Made	14 by LA Lakers, 3/17	1* by Utah, 3/23
Three-Pointers Attempted	34 by Atlanta, 2/2	5* by Cleveland, 1/16
Three-Point Percentage	(.667*/6-9) by San Antonio, 1/3	(.063/1-16) @ Boston, 11/15
Free Throws Made	30* by LA Lakers, 2/13	3* @ Phoenix, 12/23
Free Throws Attempted	47 by Chicago, 11/21	9* @ Houston, 1/30
Free Throw Percentage	(.938/15-16) by Phoenix, 4/4	(.333/3-9) last by Phoenix, 12/23
Total Rebounds	67 @ San Antonio, 4/8	30 by Miami, 11/19
Offensive Rebounds	32 @ San Antonio, 4/8	4 @ Houston, 3/29
Defensive Rebounds	46 @ Portland, 4/16	19 @ Orlando, 2/21
Assists	42 @ Chicago, 2/18	13 by San Antonio, 1/3
Steals	22 @ Seattle, 3/20	2 by Sacramento, 2/1
Turnovers	23 @ Portland, 11/23	5 @ Orlando, 2/21
Blocked Shots	12 @ Boston, 11/15	1* @ Phoenix, 12/23
Fouls	30* @ Dallas, 1/11	10 @ Sacramento, 1/7

* Indicates repeated mark, and is the last time it happened.

1996-97 GAME-BY-GAME RESULTS (21-61)

NO.	DATE	OPP.	W-L	SCORE	HM.	RD.	TOT.	DEN. HIGH SCORER	OPP. HIGH SCORER	ATTEND.
1	11/1	DALLAS	L	91-92	0-1	0-0	0-1	L. Ellis - 21	Jackson - 28	16,104
2	11/3	@ San Antonio	W	88-79	0-1	1-0	1-1	Pierce - 15	Elliott - 17	20,791
3	11/5	LA CLIPPERS	L	78-82	0-2	1-0	1-2	D. Ellis - 25	Roberts - 21	10,190
4	11/7	HOUSTON	L	108-110*	0-3	1-0	1-3	D. Ellis - 33	Olajuwon - 36	12,137
5	11/8	GOLDEN STATE	W	94-91	1-3	1-0	2-3	McDyess - 27	Sprewell - 29	10,302
6	11/10	@ Cleveland	L	86-101	1-3	1-1	2-4	D. Ellis - 18	Ferry - 20	13,921
7	11/11	@ Toronto	W	104-93	1-3	2-1	3-4	D. Ellis - 37	Camby - 26	17,132
8	11/13	@ Detroit	L	94-95*	1-3	2-2	3-5	D. Ellis/McDyess - 20	Hill - 27	13,717
9	11/15	@ Boston	W	82-80	1-3	3-2	4-5	D. Ellis - 36	Wesley - 18	14,133
10	11/16	@ New Jersey	L	99-106	1-3	3-3	4-6	D. Ellis - 27	Gill - 32	13,309
11	11/19	MIAMI	L	86-104	1-4	3-3	4-7	McDyess - 27	Mourning - 23	12,119
12	11/21	CHICAGO	L	92-110	1-5	3-3	4-8	Stith - 20	Jordan - 31	17,171$
13	11/23	@ Portland	L	65-105	1-5	3-4	4-9	McDyess - 16	Trent - 22	20,116
14	11/26	PHOENIX	W	117-108	2-5	3-4	5-9	D. Ellis - 28	Johnson - 34	9,226
15	11/27	@ Utah	L	103-107	2-5	3-5	5-10	Stith - 31	Malone - 31	19,324
16	11/29	MINNESOTA	L	103-108	2-6	3-5	5-11	McDyess - 34	Marbury - 30	12,129
17	12/1	@ LA Lakers	L	96-104	2-6	3-6	5-12	McDyess - 26	O'Neal/Van Exel - 24	15,684
18	12/3	@ Golden State	L	99-114	2-6	3-7	5-13	B. Thompson - 23	Sprewell - 28	12,347
19	12/5	PORTLAND	L	104-115	2-7	3-7	5-14	Stith - 37	Anderson - 26	9,679
20	12/7	UTAH	L	91-104	2-8	3-7	5-15	D. Ellis - 19	Malone - 21	12,837
21	12/10	@ Atlanta	L	88-89	2-8	3-8	5-16	D. Ellis - 21	Laettner - 22	6,356
22	12/11	@ Charlotte	L	97-101	2-8	3-9	5-17	D. Ellis - 24	Mason - 25	24,042
23	12/13	@ Washington	L	104-108	2-8	3-10	5-18	D. Ellis - 22	Webber - 25	18,756
24	12/14	@ New York	L	82-89	2-8	3-11	5-19	McDyess - 29	Childs - 20	19,763
25	12/18	SACRAMENTO	W	95-79	3-8	3-11	6-19	Johnson - 18	Richmond - 32	7,682
26	12/20	VANCOUVER	W	108-93	4-8	3-11	7-19	Stith - 29	Peeler - 19	10,020
27	12/23	@ Phoenix	W	112-109*	4-8	4-11	8-19	Stith - 36	Chapman - 18	19,023
28	12/26	PHILADELPHIA	L	89-118	4-9	4-11	8-20	D. Ellis - 15	Iverson - 31	16,026
29	12/28	@ Minnesota	L	96-103*	4-9	4-12	8-21	McDyess - 23	Gugliotta - 27	18,814
30	12/30	BOSTON	L	102-104	4-10	4-12	8-22	Pierce - 21	Wesley - 25	15,330
31	1/3	SAN ANTONIO	L	91-93	4-11	4-12	8-23	L. Ellis - 30	Maxwell - 24	10,504
32	1/7	@ Sacramento	W	109-96	4-11	5-12	9-23	L. Ellis - 33	Richmond - 19	17,317
33	1/8	SEATTLE	L	99-109	4-12	5-12	9-24	D. Ellis - 26	Kemp - 26	9,307
34	1/10	INDIANA	L	89-108	4-13	5-12	9-25	L. Ellis -14	Miller - 18	12,310
35	1/11	@ Dallas	L	99-104	4-13	5-13	9-26	L. Ellis - 28	Gatling/McCloud - 21	15,174
36	1/13	CHARLOTTE	L	100-102*	4-14	5-13	9-27	L. Ellis - 23	Rice - 25	7,573
37	1/14	@ Phoenix	L	101-110	4-14	5-14	9-28	L. Ellis - 33	Johnson - 25	19,023
38	1/16	CLEVELAND	W	88-87*	5-14	5-14	10-28	L. Ellis - 27	Potapenko - 16	8,072
39	1/18	DALLAS	L	104-107	5-15	5-14	10-29	D. Ellis - 24	Mashburn - 27	9,618
40	1/20	NEW JERSEY	W	132-123	6-15	5-14	11-29	L. Ellis - 36	Gill - 30	10,220
41	1/22	VANCOUVER	W	94-84	7-15	5-14	12-29	L. Ellis - 22	Abdur-Rahim - 22	8.422
42	1/24	@ LA Clippers	L	111-114	7-15	5-15	12-30	D. Ellis - 27	Vaught - 31	6,074
43	1/25	@ Vancouver	W	83-82	7-15	6-15	13-30	L. Ellis - 18	Reeves - 23	17,102
44	1/28	@ Utah	L	99-114	7-15	6-16	13-31	L. Ellis - 23	Malone -28	19,911
45	1/30	@ Houston	W	113-109	7-15	7-16	14-31	Pierce - 25	Olajuwon - 48	16,285
46	2/1	SACRAMENTO	L	107-113	7-16	7-16	14-32	L. Ellis - 27	Richmond - 35	10,821
47	2/2	ATLANTA	W	115-104	8-16	7-16	15-32	D. Ellis - 21	Blaylock - 29	13,122
48	2/5	WASHINGTON	W	106-104	9-16	7-16	16-32	D. Ellis/Pierce - 23	Strickland - 28	9,525
49	2/11	@ Seattle	L	81-108	9-16	7-17	16-33	D. Ellis - 19	Payton - 28	17,072
50	2/13	LA LAKERS	L	117-132	9-17	7-17	16-34	Stith - 26	Van Exel - 30	16,713
51	2/15	@ Milwaukee	L	87-92	9-17	7-18	16-35	L. Ellis - 22	Baker - 21	16,278
52	2/16	@ Philadelphia	W	112-97	9-17	8-18	17-35	L. Ellis - 37	MacLean - 24	11,278
53	2/18	@ Chicago	L	123-134	9-17	8-19	17-36	D. Ellis - 27	Pippen - 47	23,874
54	2/20	@ Indiana	L	68-92	9-17	8-20	17-37	L. Ellis - 18	Smits - 23	14,292
55	2/21	@ Orlando	L	86-99	9-17	8-21	17-38	L. Ellis - 24	Hardaway - 22	17,248
56	2/23	@ Miami	L	86-95	9-17	8-22	17-39	L. Ellis - 29	Austin - 15	14,874
57	2/25	TORONTO	L	122-124*	9-18	8-22	17-40	L. Ellis - 32	Stoudamire - 35	9,225
58	2/28	NEW YORK	L	108-112*	9-19	8-22	17-41	McDyess - 32	Starks - 23	14,128
59	3/2	LA CLIPPERS	W	109-107*	10-19	8-22	18-41	McDyess - 33	Vaught - 25	7,802
60	3/5	@ Sacramento	L	100-105	10-19	8-23	18-42	Stith - 21	Richmond - 34	17,317
61	3/7	@ Minnesota	L	83-96	10-19	8-24	18-43	McDyess - 20	Gugliotta - 30	18,522
62	3/11	ORLANDO	L	91-96	10-20	8-24	18-44	L. Ellis - 19	Hardaway - 27	10,211
63	3/13	DETROIT	L	82-102	10-21	8-24	18-45	L. Ellis - 28	Hill - 28	13,813
64	3/15	SAN ANTONIO	W	121-105	11-21	8-24	19-45	L. Ellis - 39	Wilkins - 20	11,051
65	3/17	LA LAKERS	L	94-113	11-22	8-24	19-46	McDyess - 26	Van Exel - 30	13,817
66	3/20	@ Seattle	L	97-123	11-22	8-25	19-47	L. Ellis - 20	Kemp - 24	17,072
67	3/21	@ Vancouver	L	101-108	11-22	8-26	19-48	McDyess - 29	Reeves - 31	19,193
68	3/23	UTAH	L	103-120	11-23	8-26	19-49	McDyess - 24	Malone - 35	10,723
69	3/26	MINNESOTA	L	100-102	11-24	8-26	19-50	L. Ellis - 32	Gugliotta - 25	10,326
70	3/29	@ Houston	L	105-120	11-24	8-27	19-51	L. Ellis - 24	Olajuwon - 45	16,285
71	3/30	MILWAUKEE	W	99-97	12-24	8-27	20-51	L. Ellis - 24	Robinson - 30	8,230
72	4/1	HOUSTON	L	99-116	12-25	8-27	20-52	McDyess - 27	Drexler - 24	13,341
73	4/2	@ LA Lakers	L	85-110	12-25	8-28	20-53	McDyess - 21	Jones - 27	17.141
74	4/4	PHOENIX	L	113-122	12-26	8-28	20-54	McDyess - 26	Johnson - 24	12,204
75	4/7	PORTLAND	L	104-110	12-27	8-28	20-55	Hammonds - 29	Rider - 28	9,047
76	4/8	@ San Antonio	L	90-96	12-27	8-29	20-56	McDyess - 17	Williams - 30	13,484
77	4/10	@ Golden State	L	107-109*	12-27	8-30	20-57	McDyess - 35	Smith - 25	15,930
78	4/12	@ LA Clippers^	L	94-116	12-27	8-31	20-58	D. Ellis - 23	Rogers - 26	18,211
79	4/14	GOLDEN STATE	L	93-103	12-28	8-31	20-59	McDyess/D. Ellis - 24	Mullin - 20	7,514
80	4/16	@ Portland	L	63-107	12-28	8-32	20-60	Hammonds - 14	Trent - 20	21,448
81	4/17	SEATTLE	L	104-108	12-29	8-32	20-61	McDyess - 29	Kemp - 27	12,817
82	4/19	@ Dallas	W	100-95	12-29	9-32	21-61	Hammonds - 24	Bradley - 25	16,183

* Denotes number of overtime periods $ McNichols Arena sellout ^at Anaheim

1997-98 ROSTER

NO.	PLAYER	POS	HT	WT	COLLEGE/YR	EXP.
7	Cory Alexander	G	6-1	190	Virginia '95	2
4	Tony Battie	F/C	6-11	240	Texas Tech '98	R
3	Harold Ellis	G	6-5	200	Morehouse '92	2
20	LaPhonso Ellis	F	6-8	240	Notre Dame '92	5
15	Danny Fortson	F	6-7	260	Cincinnati '98	R
1	Kiwane Garris	G	6-2	183	Illinois '97	R
21	Dean Garrett	C	6-11	250	Indiana '88	1
5	Anthony Goldwire	G	6-2	182	Houston '94	2
13	Bobby Jackson	G	6-1	185	Minnesota '97	R
30	Priest Lauderdale	C	7-4	325	Central State '97	1
22	Johnny Newman	F/G	6-7	205	Richmond '86	11
23	Bryant Stith	G	6-5	208	Virginia '92	5
14	Eric Washington	G	6-4	190	Alabama '97	R
32	Eric Williams	F	6-8	220	Providence '95	2
17	Joe Wolf	F/C	6-11	253	North Carolina '87	9
25	George Zidek	C	7-0	266	UCLA '95	3

Head Coach: ..... Bill Hanzlik (Notre Dame '80)
Assistant Coaches: ..... Brian Winters (South Carolina '74), T.R. Dunn (Alabama '77), Mike D'Antoni (Marshall '73)
Athletic Trainer: ..... Jim Gillen (Ft. Hays State '74)
Asst. Athletic Trainer: ..... Max Benton (Colorado '95)

NUGGETS 1997-98 TEAM HIGHS & LOWS

	HIGH	LOW
Points	128 vs. Sacramento, 4/9	63 @ Indiana, 3/1
Field Goals Made	47 vs. Dallas, 1/31	22 vs. Detroit, 1/21
Field Goals Attempted	94 twice, last vs. Houston (OT), 1/2	62 twice, last vs. Golden State, 3/27
Field Goal Percentage	(.597/37-62) vs. Boston, 2/10	(.305/25-82) @ Utah, 4/3
Three-Pointers Made	10 twice, last vs. Portland, 4/17	0 three times, last vs. Utah, 11/7
Three-Pointers Attempted	23 vs. Seattle, 4/5	2 vs. Utah, 11/7
Three-Point Percentage	(.625/10-16) vs. Sacramento, 4/9	.000 three times, last (0-2) vs. Utah, 11/7
Free Throws Made	42 vs. Utah, 12/30	5 @ Phoenix, 1/23
Free Throws Attempted	52 vs. Utah, 12/30	6 @ Phoenix, 1/23
Free Throw Percentage	(.917/22-24) twice, last @ Minnesota, 3/20	(.563/9-16) vs. Seattle, 11/22
Total Rebounds	54 vs. Washington, 11/4	23 vs. Orlando, 1/13
Offensive Rebounds	22 vs. Washington, 11/4	4 twice, last vs. Sacramento, 4/9
Defensive Rebounds	38 @ Vancouver, 11/21	15 @ Portland, 2/15
Assists	31 @ Houston, 12/2	11 twice, last @ Seattle, 2/22
Steals	13 three times, last vs. Portland, 3/14	2 @ Miami, 11/15
Turnovers	32 @ Boston, 11/12	7 twice, last vs. Houston, 4/7
Blocked Shots	14 vs. Boston, 2/10	0 @ Houston, 4/14
Fouls	34 @ LA Lakers, 2/19	14 @ Dallas, 4/11

OPPONENTS 1997-98 TEAM HIGHS & LOWS

	HIGH	LOW
Points	133 @ New Jersey, 12/13	79 by Philadelphia, 2/27
Field Goals Made	52 @ New Jersey, 12/13	26 @ LA Clippers, 1/24
Field Goals Attempted	101 @ New Jersey, 12/13	64 three times, last by Houston, 4/7
Field Goal Percentage	(.627/42-67) @ Portland, 2/15	(.340/33-97) by Boston, 2/10
Three-Pointers Made	12 twice by Houston, last 4/7	0 @ Sacramento, 11/25
Three-Pointers Attempted	32 @ Houston, 4/14	3 @ Detroit, 12/9
Three-Point Percentage	(.727/8-11) by LA Lakers, 12/3	(.000/0-4) @ Sacramento, 11/25
Free Throws Made	34 twice, last @ LA Lakers, 1/14	15 three times, last by Philadelphia, 2/27
Free Throws Attempted	46 @ Portland, 1/18	18 @ Indiana, 3/1
Free Throw Percentage	(.952/20-21) by Orlando, 1/13	(.613/19-31) by Miami, 1/9
Total Rebounds	56 twice, last by Phoenix, 12/20	30 @ Houston, 12/2
Offensive Rebounds	29 by Boston, 2/10	6 by Milwaukee, 4/1
Defensive Rebounds	40 by Chicago, 2/2	17 by Boston, 2/10
Assists	40 @ LA Lakers, 1/14	12 @ LA Clippers, 1/24
Steals	16 twice, last @ New Jersey, 12/13	3 three times, last by Portland, 4/17
Turnovers	24 by Golden State, 12/26	8 twice, last @ Sacramento, 11/25
Blocked Shots	13 twice, last @ Toronto (OT), 3/19	1 twice, last by Boston, 2/10
Fouls	35 @ Seattle, 12/18	10 @ Phoenix, 1/23

Italics indicates franchise record.

1997-98 GAME-BY-GAME RESULTS (11-71)

NO.	DATE	OPPONENT	W-L	SCORE	HOME	ROAD	TOTAL	DEN. HIGH SCORER	OPP. HIGH SCORER	ATTEND.
1	10/31	SAN ANTONIO	L	96-107	0-1	0-0	0-1	Jackson - 27	Robinson - 20	15,031
2	11/1	@Utah	L	84-102	0-1	0-1	0-2	Stith - 18	Malone - 24	19,911
3	11/4	WASHINGTON	L	96-120	0-2	0-1	0-3	Williams - 26	Howard - 29	8,104
4	11/7	UTAH	L	89-91	0-3	0-1	0-4	Williams - 25	Malone - 20	10,317
5	11/11	@New York	L	90-93	0-3	0-2	0-5	Stith - 18	Ewing - 28	19,763
6	11/12	@Boston	L	86-96	0-3	0-3	0-6	Battie - 14	Walker - 19	15,760
7	11/14	@Orlando	L	85-103	0-3	0-4	0-7	Newman - 23	Grant - 21	16,551
8	11/15	@Miami	L	93-96	0-3	0-5	0-8	L. Ellis - 20	Hardaway - 26	14,893
9	11/18	VANCOUVER	L	87-100	0-4	0-5	0-9	Jackson - 18	B. Edwards - 27	9,718
10	11/21	@Vancouver	L	96-99	0-4	0-6	0-10	Newman/Stith - 22	Abdur-Rahim - 28	15,988
11	11/22	SEATTLE	L	80-84	0-5	0-6	0-11	Washington - 22	Payton - 20	12,022
12	11/25	@Sacramento	L	93-97	0-5	0-7	0-12	Newman - 19	Williamson - 24	12,950
13	11/28	MINNESOTA	W	95-84	1-5	0-7	1-12	Newman - 31	Gugliotta - 18	13,628
14	12/2	@Houston	L	101-112	1-5	0-8	1-13	Newman - 32	Drexler - 22	16,285
15	12/3	LA LAKERS	L	89-107	1-6	0-8	1-14	Newman - 19	Campbell - 25	14,503
16	12/5	INDIANA	L	85-96	1-7	0-8	1-15	Jackson - 22	Smits - 24	11,215
17	12/7	LA CLIPPERS	W	100-92	2-7	0-8	2-15	L. Ellis - 21	Rogers/Piatkowski - 18	7,507
18	12/9	@Detroit	L	83-92	2-7	0-9	2-16	Lauderdale - 16	B. Williams - 21	14,856
19	12/10	@Cleveland	L	83-102	2-7	0-10	2-17	Washington - 19	Person - 18	15,353
20	12/12	@Philadelphia	L	91-106	2-7	0-11	2-18	Wshgtn/Nwmn/Gldwre-14	Stackhouse - 32	12,540
21	12/13	@New Jersey	L	95-133	2-7	0-12	2-19	Newman - 21	Van Horn - 30	15,248
22	12/16	SAN ANTONIO	L	85-99	2-8	0-12	2-20	Fortson - 18	Robinson - 22	10,916
23	12/18	@Seattle	L	106-119	2-8	0-13	2-21	Washington - 18	Baker - 18	17,072
24	12/20	PHOENIX	L	81-102	2-9	0-13	2-22	Washington/Battie - 14	Nash - 20	12,120
25	12/23	@Golden State	L	75-87	2-9	0-14	2-23	Fortson - 22	Smith - 22	10,574
26	12/26	GOLDEN STATE	L	69-81	2-10	0-14	2-24	L. Ellis - 19	Dampier - 19	11,926
27	12/27	@LA Clippers	L	103-105	2-10	0-15	2-25	L. Ellis - 20	Rogers - 29	5,284
28	12/30	UTAH	L	99-132	2-11	0-15	2-26	Newman - 21	Ostertag - 21	14,230
29	1/2	HOUSTON	L	115-116*	2-12	0-15	2-27	L. Ellis - 26	Willis - 33	14,902
30	1/3	@Minnesota	L	87-109	2-12	0-16	2-28	H. Ellis - 16	Garnett/Mitchell - 18	19,006
31	1/6	@Dallas	L	90-108	2-12	0-17	2-29	Jackson - 17	Scott - 28	8,833
32	1/7	@San Antonio	L	89-96	2-12	0-18	2-30	Battie - 17	Robinson - 22	15,200
33	1/9	MIAMI	L	79-98	2-13	0-18	2-31	L. Ellis - 19	Mourning - 25	9,719
34	1/13	ORLANDO	L	84-98	2-14	0-18	2-32	L. Ellis - 16	Grant - 20	12,113
35	1/14	@LA Lakers	L	114-132	2-14	0-19	2-33	Fortson - 19	O'Neal - 34	15,067
36	1/16	CLEVELAND	L	74-99	2-15	0-19	2-34	Jackson - 28	Person/Anderson - 20	10,216
37	1/18	@Portland	L	82-94	2-15	0-20	2-35	Jackson - 27	Trent - 27	19,964
38	1/20	@Vancouver	L	77-88	2-15	0-21	2-36	L. Ellis - 21	Abdur-Rahim - 24	15,852
39	1/21	DETROIT	L	67-87	2-16	0-21	2-37	Jackson - 16	Stackhouse - 21	10,821
40	1/23	@Phoenix	L	77-93	2-16	0-22	2-38	Jackson - 18	McDyess - 24	19,023
41	1/24	@LA Clippers	W	99-81	2-16	1-22	3-38	Goldwire - 20	Martin - 14	7,614
42	1/27	NEW JERSEY	L	87-120	2-17	1-22	3-39	Garrett/Fortson - 15	Cassell/Kittles - 18	9,327
43	1/29	TORONTO	L	80-84	2-18	1-22	3-40	L. Ellis - 18	Stoudamire - 22	9,629
44	1/31	DALLAS	W	110-98	3-18	1-22	4-40	Newman - 21	Finley - 38	12,531
45	2/2	CHICAGO	L	72-111	3-19	1-22	4-41	Newman - 19	Burrell - 24	17,171$
46	2/4	SACRAMENTO	L	99-101	3-20	1-22	4-42	L. Ellis - 23	Richmond - 32	7,904
47	2/10	BOSTON	W	112-99	4-20	1-22	5-42	Newman - 34	Mercer - 19	15,610
48	2/12	@Sacramento	L	84-87	4-20	1-23	5-43	Goldwire - 16	Richmond - 27	13,616
49	2/13	MINNESOTA	L	80-107	4-21	1-23	5-44	L. Ellis/Goldwire - 16	Marbury - 22	12,013
50	2/15	@Portland	L	82-117	4-21	1-24	5-45	Newman - 21	Rider - 31	21,140
51	2/17	NEW YORK	L	77-91	4-22	1-24	5-46	L. Ellis - 23	Houston - 21	14,517
52	2/19	@LA Lakers	L	92-131	4-22	1-25	5-47	L. Ellis/Newman - 19	Fox - 22	15,159
53	2/20	@Golden State	L	88-95	4-22	1-26	5-48	Battie/Newman - 18	Marshall - 18	11,987
54	2/22	@Seattle	L	68-88	4-22	1-27	5-49	Goldwire - 18	Payton - 17	17,072
55	2/23	CHARLOTTE	L	98-118	4-23	1-27	5-50	L. Ellis - 23	Rice - 31	7,323
56	2/25	ATLANTA	L	88-112	4-24	1-27	5-51	Goldwire - 20	Henderson - 22	7,525
57	2/27	PHILADELPHIA	L	78-79	4-25	1-27	5-52	L. Ellis - 22	Coleman - 19	13,727
58	3/1	@Indiana	L	63-90	4-25	1-28	5-53	Fortson - 15	Smits - 23	16,650
59	3/3	@Chicago	L	90-118	4-25	1-29	5-54	Fortson - 26	Jordan - 30	23,810
60	3/5	@Milwaukee	L	87-104	4-25	1-30	5-55	Newman - 22	Allen - 26	13,227
61	3/6	@Atlanta^	L	94-115	4-25	1-31	5-56	Newman - 23	Laettner - 21	8,827
62	3/8	LA CLIPPERS	L	89-100	4-26	1-31	5-57	L. Ellis - 20	Piatkowski - 29	7,808
63	3/10	PHOENIX	L	76-100	4-27	1-31	5-58	Newman - 20	McDyess - 18	12,010
64	3/12	VANCOUVER	W	98-93	5-27	1-31	6-58	Alexander - 21	Mack - 19	9,112
65	3/14	PORTLAND	W	92-82	6-27	1-31	7-58	Newman - 33	Sabonis - 24	13,514
66	3/16	@Charlotte	L	87-109	6-27	1-32	7-59	Newman - 17	Geiger/Curry - 18	22,212
67	3/17	@Washington	W	90-89	6-27	2-32	8-59	L. Ellis - 18	Webber - 26	17,315
68	3/19	@Toronto	L	103-104*	6-27	2-33	8-60	Newman - 24	Brown - 24	14,274
69	3/20	@Minnesota	L	88-104	6-27	2-34	8-61	Fortson - 21	Grntt/Hmnds/Prtr - 16	18,007
70	3/23	LA LAKERS	L	86-107	6-28	2-34	8-62	Fortson - 24	Jones - 27	17,171$
71	3/25	DALLAS	L	94-105	6-29	2-34	8-63	Newman - 20	Finley - 22	9,525
72	3/27	GOLDEN STATE	W	97-89	7-29	2-34	9-63	Newman - 22	Jackson - 22	11,227
73	4/1	MILWAUKEE	L	100-106	7-30	2-34	9-64	Fortson - 24	Allen - 21	11,101
74	4/3	@Utah	L	75-97	7-30	2-35	9-65	Fortson/L. Ellis - 17	Malone - 22	19,911
75	4/5	SEATTLE	L	83-87	7-31	2-35	9-66	Alexander - 25	Baker - 21	15,945
76	4/7	HOUSTON	L	87-104	7-32	2-35	9-67	Alexander - 19	Drexler - 20	14,617
77	4/9	SACRAMENTO	W	128-103	8-32	2-35	10-67	Newman - 35	Williamson - 19	10,959
78	4/11	@Dallas	L	81-99	8-32	2-36	10-68	Fortson - 16	Bradley - 18	13,675
79	4/14	@Houston	L	88-94	8-32	2-37	10-69	L. Ellis/Alexander - 22	Elie - 23	16,285
80	4/15	@Phoenix	L	89-96	8-32	2-38	10-70	L. Ellis - 23	McDyess - 25	19,023
81	4/17	PORTLAND	W	109-101	9-32	2-38	11-70	L. Ellis/Goldwire - 22	B. Grant - 18	14,517
82	4/19	@San Antonio	L	82-96	9-32	2-39	11-71	Fortson - 16	Duncan - 25	18,912

* Denotes number of overtime periods $ McNichols Arena sellout ^at Georgia Tech

1998-99 ROSTER

NO.	PLAYER	POS	HT	WT	COLLEGE/YR	EXP.
7	Cory Alexander	G	6-1	190	Virginia '95	3
4	Chauncey Billups	G	6-3	202	Colorado '99	1
13	Keon Clark	F/C	6-11	220	UNLV '98	R
15	Danny Fortson	F	6-7	260	Cincinnati '98	1
21	Carl Herrera	F	6-9	225	Houston '91	7
45	Raef LaFrentz	C/F	6-11	240	Kansas '98	R
11	Kelly McCarty	G/F	6-7	200	Southern Mississippi '98	R
24	Antonio McDyess	F	6-9	240	Alabama '97	3
34	Loren Meyer	F/C	6-10	260	Iowa State '95	3
23	Bryant Stith	G	6-5	210	Virginia '92	6
17	Johnny Taylor	F	6-9	220	Tennessee-Chattanooga '97	1
31	Nick Van Exel	G	6-1	190	Cincinnati '93	5
14	Eric Washington	G	6-4	190	Alabama '97	1
5	Tyson Wheeler	G	5-10	165	Rhode Island '98	R
32	Eric Williams	F	6-8	220	Providence '95	3
3	Monty Williams	F	6-8	225	Notre Dame '94	4

Head Coach: Mike D'Antoni (Marshall '73)
Assistant Coaches: John Lucas (Maryland '76), Mike Evans (Kansas State '78), Louie Dampier (Kentucky '67), Kim Hughes (Wisconsin '74)
Athletic Trainer: Jim Gillen (Ft. Hays State '74)
Asst. Athletic Trainer: Max Benton (Colorado '95)

NUGGETS 1998-99 TEAM HIGHS & LOWS

	HIGH	LOW
Points	120 vs. New Jersey, 4/14	61 @ San Antonio, 3/13
Field Goals Made	43 twice, last vs. Sacramento, 5/3	21 @ San Antonio, 3/13
Field Goals Attempted	101 @ Sacramento, 4/10	65 vs. Seattle, 3/21
Field Goal Percentage	(.573/43-75) vs. Vancouver, 3/15	(.288/21-73) @ San Antonio, 3/13
Three-Pointers Made	14 vs. Houston, 3/17	0 @ San Antonio, 3/13
Three-Pointers Attempted	32 vs. Phoenix, 2/15	5 @ San Antonio, 3/13
Three-Point Percentage	(.714/10-14) vs. New Jersey, 4/14	(.000/0-5) @ San Antonio, 3/13
Free Throws Made	39 vs. L.A. Lakers (OT), 2/22	9 vs. Phoenix, 4/29
Free Throws Attempted	51 vs. L.A. Lakers (OT), 2/22	14 twice, last vs. Sacramento, 5/3
Free Throw Percentage	(.944/17-18) vs. Milwaukee, 2/26	(.622/28-45) @ Portland, 2/17
Total Rebounds	53 vs. L.A. Lakers, 2/10	27 vs. San Antonio, 3/7
Offensive Rebounds	25 vs. L.A. Lakers, 2/10	5 vs. Vancouver, 3/15
Defensive Rebounds	37 vs. Dallas, 2/12	17 vs. Utah, 2/24
Assists	34 vs. Vancouver, 3/15	9 @ San Antonio, 3/13
Steals	16 vs. Vancouver, 3/15	1 @ L.A. Clippers, 4/18
Turnovers	25 @ Boston, 3/5	6 vs. Houston, 5/5
Blocked Shots	18 vs. Vancouver, 3/15	1 four times, last @ L.A. Lakers, 4/5
Fouls	31 twice, last vs. Seattle, 4/1	13 three times, last @ Portland, 4/26

OPPONENTS 1998-99 TEAM HIGHS & LOWS

	HIGH	LOW
Points	119 @ Sacramento, 4/17	80 by L.A. Clippers, 4/4
Field Goals Made	49 @ Minnesota, 4/2	26 by L.A. Clippers, 3/29
Field Goals Attempted	94 twice, last @ Golden State, 4/24	63 by Utah, 2/24
Field Goal Percentage	(.588/47-80) @ San Antonio, 3/23	(.354/28-79) @ Golden State, 4/15
Three-Pointers Made	10 by Houston, 5/5	0 @ Vancouver, 4/7
Three-Pointers Attempted	27 by Dallas, 2/12	4 three times, last @ Vancouver, 4/7
Three-Point Percentage	(.750/3-4) by Vancouver, 3/15	(.000/0-4) @ Vancouver, 4/7
Free Throws Made	36 twice, last by Minnesota, 3/19	3 @ Minnesota, 4/2
Free Throws Attempted	49 @ Phoenix, 2/7	7 @ Minnesota, 4/2
Free Throw Percentage	(1.000/13-13) @ Dallas, 3/26	(.385/5-13) @ Golden State, 4/24
Total Rebounds	65 @ Golden State, 4/24	29 by Milwaukee, 2/26
Offensive Rebounds	22 by Phoenix, 4/29	5 @ Dallas, 3/26
Defensive Rebounds	47 @ Golden State, 4/24	19 by Milwaukee, 2/26
Assists	35 @ Minnesota, 4/2	14 three times, last @ G.S., 4/15
Steals	16 by Milwaukee, 2/26	2 twice, last @ L.A. Clippers, 4/18
Turnovers	23 by Vancouver, 3/15	6 by Washington, 3/27
Blocked Shots	12 @ San Antonio, 3/23	0 @ L.A. Lakers, 4/5
Fouls	35 by L.A. Lakers (OT), 2/22	11 by Sacramento, 5/3

Italics indicates franchise record.

1998-99 GAME-BY-GAME RESULTS (14-36)

NO.	DATE	OPPONENT	W-L	SCORE	HOME	ROAD	TOTAL	DEN. HIGH SCORER	OPP. HIGH SCORER	ATTEND.
1	2/5	MINNESOTA	L	92-110	0-1	0-0	0-1	McDyess - 18	Smith - 23	17,171$
2	2/7	@Phoenix	L	108-115	0-1	0-1	0-2	McDyess - 28	Gugliotta - 29	19,023
3	2/8	@Houston	L	80-99	0-1	0-2	0-3	McDyess/Alexander - 14	Pippen - 24	16,285
4	2/10	L.A. LAKERS	L	98-103	0-2	0-2	0-4	LaFrentz - 24	O'Neal - 29	13,210
5	2/12	DALLAS	W	100-94	1-2	0-2	1-4	Van Exel - 27	Finley - 28	10,012
6	2/13	@Seattle	L	92-105	1-2	0-3	1-5	LaFrentz - 17	Payton - 28	17,072
7	2/15	PHOENIX	L	106-115	1-3	0-3	1-6	Stith - 23	Kidd - 28	10,415
8	2/17	@Portland	L	85-100	1-3	0-4	1-7	McDyess/LaFrentz - 17	Rider - 19	17,726
9	2/18	@Utah	L	86-97	1-3	0-5	1-8	Van Exel - 19	Russell - 21	19,212
10	2/22	L.A. LAKERS	W	117-113*	2-3	0-5	2-8	McDyess - 22	O'Neal - 28	17,171$
11	2/24	UTAH	W	97-87	3-3	0-5	3-8	McDyess - 24	Malone - 22	10,925
12	2/25	@Dallas	L	81-90	3-3	0-6	3-9	Van Exel - 16	Ceballos/Finley - 20	13,203
13	2/26	MILWAUKEE	W	96-95	4-3	0-6	4-9	Billups - 18	Robinson - 19	10,926
14	2/28	VANCOUVER	W	116-112	5-3	0-6	5-9	McDyess - 46	Massenburg - 27	9,248
15	3/2	@Indiana	L	81-88	5-3	0-7	5-10	Van Exel - 28	Miller - 21	14,530
16	3/4	@Miami	L	87-95	5-3	0-8	5-11	Williams - 21	Mourning - 27	14,834
17	3/5	@Boston	L	94-102	5-3	0-9	5-12	Alexander - 28	Mercer - 35	18,624
18	3/7	SAN ANTONIO	L	96-106	5-4	0-9	5-13	McDyess - 29	Duncan - 34	12,037
19	3/9	@Houston	L	75-84	5-4	0-10	5-14	McDyess - 23	Olajuwon - 20	16,285
20	3/11	@Utah	L	89-94	5-4	0-11	5-15	McDyess - 39	Malone - 28	19,911
21	3/13	@San Antonio	L	61-92	5-4	0-12	5-16	McDyess - 23	Duncan - 27	32,982
22	3/15	VANCOUVER	W	110-84	6-4	0-12	6-16	McDyess - 21	Abdur-Rahim - 15	8,251
23	3/17	HOUSTON	L	109-114	6-5	0-12	6-17	Billups - 22	Olajuwon - 26	14,217
24	3/19	MINNESOTA	L	101-105	6-6	0-12	6-18	Taylor/Van Exel - 21	Garnett - 28	14,219
25	3/21	SEATTLE	W	102-98	7-6	0-12	7-18	McDyess - 23	Schrempf - 22	10,221
26	3/23	@San Antonio	L	82-112	7-6	0-13	7-19	Van Exel - 18	Duncan - 19	16,501
27	3/25	SAN ANTONIO	L	65-86	7-7	0-13	7-20	McDyess - 17	Duncan - 28	10,695
28	3/26	@Dallas	L	79-98	7-7	0-14	7-21	McDyess - 16	Finley - 27	13,096
29	3/27	WASHINGTON	L	100-112	7-8	0-14	7-22	McDyess - 39	Richmond - 29	10,987
30	3/29	L.A. CLIPPERS	W	100-88	8-8	0-14	8-22	McDyess/Billups - 24	Rogers - 17	7,829
31	3/30	@Vancouver	L	87-101	8-8	0-15	8-23	Van Exel - 29	Abdur-Rahim - 22	15,018
32	4/1	SEATTLE	W	113-110	9-8	0-15	9-23	Billups - 32	Payton - 33	10,701
33	4/2	@Minnesota	L	88-107	9-8	0-16	9-24	Billups - 30	Garnett - 28	15,979
34	4/4	L.A. CLIPPERS	W	82-80	10-8	0-16	10-24	McDyess - 20	Nesby - 21	8,404
35	4/5	@L.A. Lakers	L	104-117	10-8	0-17	10-25	Van Exel - 41	Rice/Bryant - 26	17,505
36	4/7	@Vancouver	W	87-84	10-8	1-17	11-25	McDyess - 24	Abdur-Rahim - 25	17,151
37	4/10	@Sacramento	L	104-110	10-8	1-18	11-26	Van Exel - 29	Webber - 23	17,317
38	4/12	GOLDEN STATE	L	96-104	10-9	1-18	11-27	McDyess - 36	Marshall - 20	9,812
39	4/14	NEW JERSEY	W	120-97	11-9	1-18	12-27	McDyess - 36	Van Horn/Marbury - 25	10,324
40	4/15	@Golden State	L	79-85	11-9	1-19	12-28	McDyess - 29	Cummings/Starks - 16	9,130
41	4/17	@Sacramento	L	97-119	11-9	1-20	12-29	McDyess - 29	Williamson - 29	16,285
42	4/18	@L.A. Clippers	W	103-101	11-9	2-20	13-29	Van Exel - 34	Taylor - 28	9,450
43	4/23	GOLDEN STATE	W	96-84	12-9	2-20	14-29	McDyess - 25	Dampier - 22	11,317
44	4/24	@Golden State	L	74-93	12-9	2-21	14-30	Fortson/Taylor - 16	Marshall - 18	15,127
45	4/26	@Portland	L	77-93	12-9	2-22	14-31	McDyess - 23	Williams - 28	19,476
46	4/29	PHOENIX	L	87-98	12-10	2-22	14-32	Stith - 20	Robinson - 25	13,129
47	4/30	@Seattle	L	101-111	12-10	2-23	14-33	McDyess - 25	Schrempf - 28	17,072
48	5/2	PORTLAND	L	102-110	12-11	2-23	14-34	Billups - 20	Stoudamire - 17	13,920
49	5/3	SACRAMENTO	L	104-112	12-12	2-23	14-35	Billups - 26	Divac - 25	14,653
50	5/5	HOUSTON	L	88-95	12-13	2-23	14-36	Van Exel - 35	Dickerson - 27	17,171$

* Denotes number of overtime periods $ McNichols Arena sellout

1999-00 ROSTER

NO.	PLAYER	POS	HT	WT	COLLEGE/YR	EXP.
9	Tariq Abdul-Wahad	G/F	6-6	223	San Jose State '98	2
7	Cory Alexander	G	6-1	190	Virginia '95	4
4	Chauncey Billups	G	6-3	202	Colorado '99	2
42	Ryan Bowen	F	6-7	215	Iowa '98	R
15	Keon Clark	F/C	6-11	220	UNLV '98	1
32	Chris Gatling	F/C	6-10	230	Old Dominion '91	8
8	Chris Herren	G	6-2	197	Fresno State '99	R
54	Popeye Jones	F	6-8	250	Murray State '92	6
45	Raef LaFrentz	C/F	6-11	240	Kansas '98	1
21	George McCloud	F	6-8	225	Florida State '89	9
24	Antonio McDyess	F	6-9	240	Alabama '97	4
5	Ron Mercer	G	6-7	210	Kentucky '99	2
41	James Posey	F/G	6-8	215	Xavier '99	R
25	Roy Rogers	F/C	6-10	235	Alabama '96	3
23	Bryant Stith	G	6-5	210	Virginia '92	7
17	Johnny Taylor	F	6-9	220	Tennessee-Chattanooga '97	2
31	Nick Van Exel	G	6-1	190	Cincinnati '93	6

Head Coach: Dan Issel (Kentucky '70)
Assistant Coaches: John Lucas (Maryland '76), Mike Evans (Kansas State '78), Louie Dampier (Kentucky '67), Kim Hughes (Wisconsin '74)
Athletic Trainer: Jim Gillen (Ft. Hays State '74)
Asst. Athletic Trainers: Max Benton (Colorado '95), Erik Phillips (Colorado State '98)

NUGGETS 1999-00 TEAM HIGHS & LOWS

	HIGH	LOW
Points	135 vs. Mil., 2/2	67 @ Phx., 2/22
Field Goals Made	53 vs. Mil., 2/2	25 @ Chi., 3/24
Field Goals Attempted	105 vs. Tor., 11/24	66 @ Wash., 3/29
Field Goal Percentage	(.631/53-84) vs. Mil., 2/2	(.317/26-82) @ Phx., 2/22
Three-Pointers Made	13 @ Sac., 11/14	1, 3 times, last @ Mia., 3/10
Three-Pointers Attempted	29, 2 times, last @ Sea., 4/4	6 vs. GS, 3/3
Three-Point Percentage	(.571/12-21) @ Sac. (OT), 2/21	(.111/1-9), 3 times, last @ Mia., 3/10
Free-Throws Made	35 @ Orl., 3/11	6 @ Ind., 3/7
Free-Throws Attempted	47 vs. Bos., 12/30	8 @ Ind., 3/7
Free-Throw Percentage	(1.000/14-14) @ NJ, 3/26	(.500/8-16) @ Port., 4/19
Total Rebounds	64, vs. Min. (OT), 2/5	31 @ Van., 11/6
Offensive Rebounds	25, 2 times, last vs. Sac., 12/16	3 @ Phil., 12/6
Defensive Rebounds	47 vs. Min. (OT), 2/5	18 @ Atl., 3/28
Assists	41 vs. Mil., 2/2	10 @ Phx., 2/22
Steals	15 vs. Utah, 4/18	1 @ Dal., 2/26
Turnovers	26 vs. SA, 2/9	6 @ S.A., 11/27
Blocked Shots	16 vs. Phx. (OT), 11/2	0 @ Mia., 3/10
Personal Fouls	37 vs. Det., 12/1	16 vs. Port., 11/12

OPPONENTS 1999-00 TEAM HIGHS & LOWS

	HIGH	LOW
Points	130, 2 times, last @ Det., 3/8	70 @ Chi., 3/24
Field Goals Made	52, 2 times, last @ LAL, 1/10	24 @ Chi., 3/24
Field Goals Attempted	111 by Phx. (OT), 11/2	70 by Sea., 1/12
Field Goal Percentage	(.563/40-71) by N.Y., 11/16	(.304/24-79) @ Chi., 3/24
Three-Pointers Made	12 by Ind., 1/6	0, 3 times, last @ Phi., 12/6
Three-Pointers Attempted	29 @ Sac., 2/10	4 @ Atl., 3/28
Three-Point Percentage	(.636/7-11) @ Phx., 1/16	(.000, 3 times, last/0-6) @ Phi., 12/6
Free-Throws Made	37 by Min. (OT), 2/5	7 by Phx. (OT), 11/2
Free-Throws Attempted	49 by Min. (OT), 2/5	11 by LAC, 3/17
Free-Throw Percentage	(1.000/22-22) @ Min. (OT), 2/15	(.364/8-22) by LAL, 11/18
Total Rebounds	59 @ LAL, 1/10	28 by Det., 12/1
Offensive Rebounds	26 @ LAL, 1/10	3 by N.Y., 11/16
Defensive Rebounds	44 by N.J., 3/1	19 @ LAC, 3/14/00
Assists	36 @ Cle., 2/17	13 @ Ind., 3/7
Steals	19, 2 times, last by SA, 2/9	2, 2 times, last by LAC, 12/28
Turnovers	24, 2 times, last @ Phx., 2/22	7 @ NJ, 3/26
Blocked Shots	12, 2 times, last @ LAL, 1/10	0 by S.A., 12/18
Personal Fouls	33, 3 times, last by Wash., 3/23	16, 3 times, last @ Port., 4/19

1999-00 GAME-BY-GAME RESULTS (35-47)

NO.	DATE	OPPONENT	W-L	SCORE	HOME	ROAD	TOTAL	DEN. HIGH SCORER	OPP. HIGH SCORER	ATTEND.
1	11/2	PHOENIX	W	107-102*	1-0	0-0	1-0	Van Exel - 34	Gugliotta - 22	19,099$
2	11/5	@Portland	L	83-95	1-0	0-1	1-1	LaFrentz - 17	Smith - 22	19,995
3	11/6	@Vancouver	L	94-109	1-0	0-2	1-2	Mercer - 31	Abdur-Rahim - 27	12,159
4	11/8	ATLANTA	W	115-100	2-0	0-2	2-2	LaFrentz - 24	Rider - 28	9,108
5	11/12	PORTLAND	L	78-93	2-1	0-2	2-3	McDyess - 17	Wallace - 19	17,512
6	11/14	@Sacramento	L	116-126	2-1	0-3	2-4	Van Exel - 26	Webber - 32	15,491
7	11/16	NEW YORK	L	95-102	2-2	0-3	2-5	Mercer - 30	Sprewell - 26	13,196
8	11/18	LA. LAKERS	W	93-82	3-2	0-3	3-5	Mercer - 24	O'Neal - 36	15,218
9	11/20	CHICAGO	W	95-86	4-2	0-3	4-5	McDyess - 21	Antsey - 18	15,920
10	11/24	TORONTO	W	109-84	5-2	0-3	5-5	Van Exel - 19	Carter - 16	13,624
11	11/26	MINNESOTA	W	114-105	6-2	0-3	6-5	Mercer - 27	Smith - 18	18,506
12	11/27	@San Antonio	L	87-106	6-2	0-4	6-6	Mercer - 26	Rose - 21	22,188
13	11/30	@Minnesota	L	92-109	6-2	0-5	6-7	McDyess/Mercer - 16	Smith - 26	13,117
14	12/1	DETROIT	W	100-96	7-2	0-5	7-7	McDyess - 24	Hill - 39	11,881
15	12/3	ORLANDO	L	100-112	7-3	0-5	7-8	McDyess - 25	Armstrong - 20	14,383
16	12/5	@New York	W	80-78	7-3	1-5	8-8	Van Exel - 20	Houston - 15	19,763
17	12/6	@Philadelphia	W	94-77	7-3	2-5	9-8	Van Exel - 34	Hill - 16	14,108
18	12/8	@Boston	L	90-115	7-3	2-6	9-9	McDyess - 20	Walker - 20	15,730
19	12/10	@Charlotte	L	99-106	7-3	2-7	9-10	Van Exel/LaFrentz - 20	Mason - 21	17,320
20	12/11	@Milwaukee	W	101-99	7-3	3-7	10-10	Van Exel - 27	Allen - 25	15,862
21	12/14	@Seattle	L	84-109	7-3	3-8	10-11	LaFrentz - 15	Payton - 25	11,879
22	12/16	SACRAMENTO	W	116-106	8-3	3-8	11-11	Van Exel - 38	Webber - 26	15,576
23	12/18	SAN ANTONIO	W	86-84	9-3	3-8	12-11	Mercer - 25	Duncan - 33	17,318
24	12/20	PORTLAND	W	97-88	10-3	3-8	13-11	Mercer - 22	Stoudamire - 19	15,708
25	12/23	@Vancouver	L	91-93	10-3	3-9	13-12	LaFrentz - 29	Abdur-Rahim - 29	11,792
26	12/26	VANCOUVER	W	109-86	11-3	3-9	14-12	McDyess/Van Exel - 22	Abdur-Rahim - 20	17,074
27	12/28	L.A. CLIPPERS	W	128-105	12-3	3-9	15-12	McDyess - 22	Taylor - 30	14,035
28	12/30	BOSTON	L	94-102	12-4	3-9	15-13	Mercer - 20	Walker - 26	18,353
29	1/3	@Utah	L	89-109	12-4	3-10	15-14	McDyess - 24	Malone - 33	19,196
30	1/4	DALLAS	W	98-96	13-4	3-10	16-14	McDyess - 27	Finley - 28	10,549
31	1/6	INDIANA	L	87-102	13-5	3-10	16-15	McDyess - 21	Miller - 20	14,569
32	1/8	CHARLOTTE	W	97-92	14-5	3-10	17-15	Van Exel - 32	Coleman - 21	18,408
33	1/10	@L.A. Lakers	L	95-130	14-5	3-11	17-16	McDyess - 23	O'Neal - 31	18,997
34	1/12	SEATTLE	L	93-103	14-6	3-11	17-17	McDyess - 26	Payton - 35	12,408
35	1/14	MIAMI	L	87-92	14-7	3-11	17-18	McDyess - 26	Mourning - 28	15,730
36	1/16	@Phoenix	L	100-113	14-7	3-12	17-19	Mercer - 25	Robinson - 50	19,023
37	1/20	@Houston	L	115-122	14-7	3-13	17-20	McDyess - 40	Anderson - 26	14,591
38	1/21	PHOENIX	L	99-101	14-8	3-13	17-21	McDyess - 26	Kidd/Robinson - 24	18,221
39	1/24	VANCOUVER	W	110-98	15-8	3-13	18-21	Mercer - 24	Abdur-Rahim - 24	10,884
40	1/28	HOUSTON	W	104-98	16-8	3-13	19-21	Mercer - 24	Francis - 27	15,418
41	1/29	@Dallas	L	96-107	16-8	3-14	19-22	Stith - 27	Ceballos - 31	16,674
42	1/31	PHILADELPHIA	W	83-80	17-8	3-14	20-22	Mercer - 15	Iverson - 29	13,431
43	2/2	MILWAUKEE	W	135-112	18-8	3-14	21-22	Van Exel - 28	Allen - 22	12,365
44	2/4	@Golden State	L	101-103	18-8	3-15	21-23	McDyess - 30	Jamison - 19	13,321
45	2/5	MINNESOTA	L	97-105*	18-9	3-15	21-24	Posey - 23	Garnett - 30	19,099$
46	2/7	@L.A. Lakers	L	98-106	18-9	3-16	21-25	McDyess - 24	O'Neal - 35	18,997
47	2/9	SAN ANTONIO	L	97-106	18-10	3-16	21-26	Gatling - 19	Robinson - 30	16,607
48	2/10	@Sacramento	L	84-96	18-10	3-17	21-27	McDyess - 21	Webber - 22	17,317
49	2/15	@Minnesota	W	107-104*	18-10	4-17	22-27	Van Exel - 25	Garnett - 24	14,117
50	2/17	@Cleveland	L	101-119	18-10	4-18	22-28	McDyess/Clark - 19	Murray - 24	12,037
51	2/18	@Toronto	W	95-91	18-10	5-18	23-28	McDyess - 24	Carter - 31	17,570
52	2/21	SACRAMENTO	W	123-117*	19-10	5-18	24-28	McDyess - 29	Stojakovic	18,527
53	2/22	@Phoenix	L	67-86	19-10	5-19	24-29	Posey - 14	Rogers - 17	19,023
54	2/24	@Houston	W	106-97	19-10	6-19	25-29	Van Exel - 23	Mobley - 24	14,560
55	2/26	@Dallas	L	96-98	19-10	6-20	25-30	McDyess - 22	Pack/Ceballos - 22	18,187
56	3/1	NEW JERSEY	L	81-94	19-11	6-20	25-31	McDyess/McCloud - 22	Van Horn - 25	14,456
57	3/3	GOLDEN STATE	W	122-88	20-11	6-20	26-31	Clark - 29	V. Cummings - 19	18,152
58	3/5	CLEVELAND	L	92-100	20-12	6-20	26-32	Van Exel - 20	Murray - 20	17,447
59	3/7	@Indiana	L	89-90	20-12	6-21	26-33	McDyess - 23	Rose - 19	18,345
60	3/8	@Detroit	L	116-130	20-12	6-22	26-34	McDyess - 29	Stackhouse - 40	12,683
61	3/10	@Miami	L	88-96	20-12	6-23	26-35	Clark - 28	Mourning - 28	19,016
62	3/11	@Orlando	L	107-110	20-12	6-24	26-36	McDyess - 35	Amaechi - 31	13,635
63	3/13	L.A. LAKERS	L	108-118	20-13	6-24	26-37	Gatling - 25	O'Neal - 40	19,099$
64	3/14	@L.A. Clippers	L	106-110	20-13	6-25	26-38	McDyess - 31	Piatkowski - 31	10,706
65	3/17	L.A. CLIPPERS	W	114-87	21-13	6-25	27-38	McDyess - 23	Taylor - 21	16,336
66	3/18	@San Antonio	L	82-102	21-13	6-26	27-39	Gatling - 23	Walker - 18	24,460
67	3/21	@Utah	L	83-96	21-13	6-27	27-40	McDyess - 25	Malone - 28	19,628
68	3/23	WASHINGTON	L	86-100	21-14	6-27	27-41	Van Exel/McCloud - 18	Richmond/Howard - 22	13,773
69	3/24	@Chicago	L	68-70	21-14	6-28	27-42	Clark - 18	Brand - 26	21,808
70	3/26	@New Jersey	W	112-110	21-14	7-28	28-42	Van Exel - 28	Van Horn/Newman - 20	15,825
71	3/28	@Atlanta	L	111-116	21-14	7-29	28-43	McDyess - 28	Henderson/Mutombo - 24	9,945
72	3/29	@Washington	W	101-93	21-14	8-29	29-43	Van Exel - 26	Richmond - 22	12,301
73	4/1	UTAH	W	112-92	22-14	8-29	30-43	McDyess - 33	Malone - 27	19,099$
74	4/4	@Seattle	L	93-106	22-14	8-30	30-44	McCloud - 28	Grant - 26	14,220
75	4/6	DALLAS	L	115-116*	22-15	8-30	30-45	McCloud - 23	Nowitzki - 32	14,673
76	4/8	SEATTLE	W	105-97	23-15	8-30	31-45	McCloud - 20	Payton - 30	17,808
77	4/9	@Golden State	L	103-117	23-15	8-31	31-46	McDyess - 25	Hughes - 44	11,604
78	4/11	HOUSTON	L	93-103	23-16	8-31	31-47	Van Exel - 27	Williams - 23	14,348
79	4/14	GOLDEN STATE	W	105-97	24-16	8-31	32-47	LaFrentz - 23	Blaylock - 21	13,358
80	4/15	@L.A. Clippers	W	115-114*	24-16	9-31	33-47	Van Exel - 44	Anderson - 31	17,738
81	4/18	UTAH	W	105-104*	25-16	9-31	34-47	LaFrentz - 32	Padgett - 13	16,422
82	4/19	@Portland	W	96-95	25-16	10-31	35-47	McDyess/Van Exel - 22	Wells - 18	20,403

* Denotes number of overtime periods $ Ball Arena (previously known as Pepsi Center) sellout

2000-01 ROSTER

NO.	PLAYER	POS	HT	WT	COLLEGE/YR	EXP.
9	Tariq Abdul-Wahad	G/F	6-6	223	San Jose State '98	3
42	Ryan Bowen	F	6-7	215	Iowa '98	1
29	Calbert Cheaney	G/F	6-7	217	Indiana '93	7
15	Keon Clark	F/C	6-11	220	UNLV '98	2
54	Terry Davis	F/C	6-10	270	Virginia Union '89	10
4	Anthony Goldwire	G	6-2	182	Houston '94	3
32	Garth Joseph	C	7-2	306	College of St. Rose '97	R
45	Raef LaFrentz	C/F	6-11	240	Kansas '98	2
5	Voshon Lenard	G	6-4	205	Minnesota '95	5
50	Dan McClintock	C	7-0	270	Northern Arizona '00	R
21	George McCloud	F	6-8	225	Florida State '89	10
24	Antonio McDyess	F	6-9	240	Alabama '97	5
3	Tracy Murray	F	6-7	228	UCLA '93	8
14	Robert Pack	G	6-2	190	USC '91	9
41	James Posey	F/G	6-8	215	Xavier '99	1
10	Aleksandar Radojevic	C	7-3	250	Barton County C.C. '99	1
30	Mark Strickland	F	6-10	220	Temple '92	6
31	Nick Van Exel	G	6-1	190	Cincinnati '93	7
43	Kevin Willis	F/C	7-0	245	Michigan State '84	16

Head Coach: Dan Issel (Kentucky '70)
Assistant Coaches: John Lucas (Maryland '76), Mike Evans (Kansas State '78), Louie Dampier (Kentucky '67), Kim Hughes (Wisconsin '74)
Athletic Trainer: Jim Gillen (Ft. Hays State '74)
Asst. Athletic Trainers: Max Benton (Colorado '95), Erik Phillips (Colorado State '98)

NUGGETS 2000-01 TEAM HIGHS & LOWS

	HIGH	LOW
Points	122 vs. Sea., 1/15	71 vs. Min., 3/2
Points (1st Half)	69 vs. Mil., 12/30	35, 3 times, last vs. Phx., 3/6
Points (2nd Half)	65 @ Mil., 1/31	29 @ LAC, 3/5
Points (Quarter)	42 vs. GS (2nd), 4/13	7 @ Sac. (2nd), 2/16
Field Goals Made	46, 4 times, last vs. Sac., 4/18	27, 2 times, last @ Dal.,1/20
Field Goals Attempted	108 vs. Sac., 4/18	68 vs. Mil., 12/30
Field Goal Percentage	(.561/46-82) vs. Sea., 1/15	(.338/27-80) @ Dal., 1/20
Three-Pointers Made	16 vs. Sea., 1/15	1, 2 times, last @ Chi., 3/26
Three-Pointers Attempted	29 vs. Utah, 1/29	6 vs. SA, 4/5
Three-Point Percentage	(.667/12-18) @ Min., 11/29	(.091/1-11) vs. Hou., (OT), 11/30
Free-Throws Made	48 vs. Mil., 12/30	6 @ Phi., 2/5
Free-Throws Attempted	60 vs. Mil., 12/30	8 vs. Sac., 4/18
Free-Throw Percentage	(1.000/19-19) @ Sac., 3/9	(.412/7-17) vs. NJ, 3/18
Total Rebounds	64 vs. Sac., 4/18	30 @ Port., 2/20
Offensive Rebounds	27 vs. Sac., 4/18	5, 3 times, last vs. Phx., 3/6
Defensive Rebounds	47 @ Bos. (OT), 12/10	22, 3 times, last @ Port., 2/20
Assists	35 vs. Det., 12/20	13, 3 times, last @ Orl., 12/7
Steals	14 vs. Phx., 11/4	1, 2 times, last vs. LAL, 11/18
Turnovers	21, 2 times, last @ Chi., 3/26	6 @ Hou., 4/10
Blocked Shots	16 vs. Atl., 2/24	1 @ LAC, 3/5
Personal Fouls	33 @ Bos. (OT), 12/10	15 @ GS, 1/3
Margin of Victory	24 (121-97 vs. Van., 1/17)	

OPPONENTS 2000-01 TEAM HIGHS & LOWS

	HIGH	LOW
Points	127 @ Sea., 2/21	77 by NY, 2/13
Points (1st Half)	71 @ Sea., 2/21	35 by Chi., 11/16
Points (2nd Half)	70 by Mil., 12/30	33 by NY, 2/13
Points (Quarter)	42 @ Sea. (1st), 11/1	10 by NJ (2nd), 3/18
Field Goals Made	51 @ Sea., 2/21	27 by NY, 2/13
Field Goals Attempted	102 @ Wash., 2/3	69 @ LAC, 3/5
Field Goal Percentage	(.593/51-86) @ Sea., 2/21	(.337/29-86) by LAC, 11/12
Three-Pointers Made	11, 2 times, last @ SA, 4/14	1, 4 times, last by GS, 4/13
Three-Pointers Attempted	23 by Sea., 12/2	5, 4 times, last @ Min., 3/23
Three-Point Percentage	(.579/11-19) @ Dal., 11/25	(.050/1-20) by LAC, 11/12
Free-Throws Made	32, 2 times, last @ Cle., 3/24	7 @ Atl., 3/31
Free-Throws Attempted	42 by Hou. (OT), 11/30	13 @ Atl., 3/31
Free-Throw Percentage	(1.000/19-19) @ Min., 11/29	(.500/14-28) @ GS, 3/12
Total Rebounds	63 @ Dal., 1/20	28 @ LAC, 3/5
Offensive Rebounds	23, 2 times, last by GS, 4/13	4 by Ind., 3/14
Defensive Rebounds	43 by Phx., 3/6	22, 2 times, last by SA, 11/24
Assists	34, 3 times, last @ SA, 4/14	12 @ LAC, 3/5
Steals	15 by Sac., 4/18	1 @ Van., 1/9
Turnovers	25, 2 times, last by Phx., 11/4	4 @ Min., 3/23
Blocked Shots	18 by GS, 4/13	0, 2 times, last by Phx., 11/4
Personal Fouls	41 by Mil., 12/30	11 @ NJ, 3/28
Margin of Victory		38 (116-78) @ Utah, 11/22

2000-01 GAME-BY-GAME RESULTS (40-42)

NO.	DATE	OPPONENT	W-L	SCORE	HOME	ROAD	TOTAL	DEN. HIGH SCORER	OPP. HIGH SCORER	ATTEND.
1	11/1	@Seattle	L	99-112	0-0	0-1	0-1	Van Exel – 26	Payton – 35	17,072
2	11/2	GOLDEN STATE	W	101-97	1-0	0-1	1-1	Van Exel – 23	Hughes – 21	15,790
3	11/4	PHOENIX	L	99-102	1-1	0-1	1-2	Van Exel/LaFrentz – 14	Kidd – 22	13,312
4	11/6	DALLAS	L	96-108	1-2	0-1	1-3	LaFrentz – 23	Finley – 26	11,190
5	11/8	MINNESOTA	W	109-107*	2-2	0-1	2-3	Lenard – 20	Garnett – 26	10,549
6	11/9	@Portland	L	91-107	2-2	0-2	2-4	Van Exel – 23	Davis/Smith/Wells – 17	19,996
7	11/12	L.A. CLIPPERS	W	95-79	3-2	0-2	3-4	McDyess – 22	Skinner – 23	10, 842
8	11/14	@L.A. Lakers	L	103-119	3-2	0-3	3-5	McDyess – 28	O'Neal – 34	18,997
9	11/16	CHICAGO	W	89-85	4-2	0-3	4-5	McDyess/Clark – 16	Brand – 22	10,150
10	11/18	L.A. LAKERS	W	87-86	5-2	0-3	5-5	McDyess – 28	Bryant – 32	19,513$
11	11/20	@Vancouver	W	95-92	5-2	1-3	6-5	McDyess – 21	Abdur-Rahim – 19	11,809
12	11/22	@Utah	L	78-116	5-2	1-4	6-6	Lenard – 14	Marshall – 17	18,664
13	11/24	SAN ANTONIO	W	102-92	6-2	1-4	7-6	Van Exel – 27	Duncan – 21	13,300
14	11/25	@Dallas	L	84-108	6-2	1-5	7-7	McDyess – 19	Nowitzki – 24	16,234
15	11/29	@Minnesota	W	107-100	6-2	2-5	8-7	Van Exel – 30	Garnett – 25	15,227
16	11/30	HOUSTON	L	105-109*	6-3	2-5	8-8	McDyess – 40	Mobley/Francis – 22	13,684
17	12/2	SEATTLE	W	103-92	7-3	2-5	9-8	McDyess – 37	Lewis – 26	14,234
18	12/4	PHILADELPHIA	W	105-98	8-3	2-5	10-8	LaFrentz – 25	Iverson – 37	15,129
19	12/6	@Miami	L	78-95	8-3	2-6	10-9	McDyess – 15	Green – 16	14,463
20	12/7	@Orlando	L	93-103	8-3	2-7	10-10	McDyess – 28	McGrady – 36	13,123
21	12/9	@New York	L	88-96	8-3	2-8	10-11	Van Exel – 24	Sprewell – 29	19,763
22	12/10	@Boston	L	102-104*	8-3	2-9	10-12	McDyess – 37	Pierce – 28	11,812
23	12/12	MIAMI	L	85-96	8-4	2-9	10-13	McDyess – 22	Jones – 28	12,894
24	12/14	@San Antonio	W	102-96	8-4	3-9	11-13	LaFrentz – 28	Robinson – 23	15,248
25	12/16	@Houston	W	102-100	8-4	4-9	12-13	Van Exel – 26	Francis – 26	11,907
26	12/20	DETROIT	W	108-106	9-4	4-9	13-13	McDyess – 29	Stackhouse – 30	16,100
27	12/22	PORTLAND	W	116-96	10-4	4-9	14-13	McDyess/Van Exel – 29	Wallace – 27	16,622
28	12/23	@Phoenix	L	93-102	10-4	4-10	14-14	McCloud – 21	Delk – 26	18,626
29	12/26	L.A. CLIPPERS	W	109-108	11-4	4-10	15-14	McDyess – 35	Odom – 21	14,226
30	12/28	TORONTO	L	93-94	11-5	4-10	15-15	McDyess – 22	Carter – 25	17,700
31	12/30	MILWAUKEE	W	120-113	12-5	4-10	16-15	McDyess – 35	Robinson – 31	15,330
32	1/3	@Golden State	W	111-100	12-5	5-10	17-15	McDyess – 25	Jamison – 26	12,163
33	1/5	UTAH	W	100-87	13-5	5-10	18-15	McDyess – 31	Malone – 33	15,205
34	1/7	CHARLOTTE	W	94-87	14-5	5-10	19-15	McDyess – 33	Robinson – 18	13,111
35	1/9	@Vancouver	W	112-105	14-5	6-10	20-15	McDyess – 31	Abdur-Rahim – 26	12,417
36	1/10	@L.A. Clippers	L	86-92	14-5	6-11	20-16	McDyess – 29	Odom/Parks – 15	11,251
37	1/12	SACRAMENTO	W	106-93	15-5	6-11	21-16	Van Exel – 25	Webber – 24	17,512
38	1/15	SEATTLE	W	122-111	16-5	6-11	22-16	Lenard – 30	Payton – 28	13,247
39	1/17	VANCOUVER	W	121-97	17-5	6-11	23-16	Van Exel – 21	Abdur-Rahim – 24	12,117
40	1/19	CLEVELAND	W	91-88	18-5	6-11	24-16	McDyess – 20	Miller – 17	17,058
41	1/20	@Dallas	L	79-97	18-5	6-12	24-17	Van Exel – 16	Nowitzki – 27	18,187
42	1/23	HOUSTON	W	105-100	19-5	6-12	25-17	Van Exel – 30	Francis – 26	12,674
43	1/25	@Utah	L	96-98	19-5	6-13	25-18	McDyess – 24	Marshall – 24	18,993
44	1/27	DALLAS	W	102-100	20-5	6-13	26-18	Van Exel/Willis – 18	Finley – 32	19,099$
45	1/29	UTAH	L	91-97	20-6	6-13	26-19	Van Exel – 21	Malone – 30	18,066
46	1/31	@Milwaukee	L	111-116	20-6	6-14	26-20	McDyess – 26	Allen – 32	15,786
47	2/2	@Indiana	L	94-103	20-6	6-15	26-21	McDyess – 25	Miller – 27	18,345
48	2/3	@Washington	W	105-100	20-6	7-15	27-21	McDyess – 24	Whitney – 24	13,429
49	2/5	@Philadelphia	L	80-99	20-6	7-16	27-22	McDyess – 28	Iverson – 37	18,726
50	2/6	@Detroit	L	83-94	20-6	7-17	27-23	McDyess/Van Exel – 22	Stackhouse – 24	11,378
51	2/8	@Toronto	L	92-99	20-6	7-18	27-24	Van Exel – 25	Carter – 31	18,041
52	2/13	NEW YORK	W	96-77	21-6	7-18	28-24	Van Exel – 24	Houston – 15	16,813
53	2/16	@Sacramento	L	84-117	21-6	7-19	28-25	Lenard – 23	Stojakovic - 29	17,317
54	2/18	WASHINGTON	L	98-101	21-7	7-19	28-26	McDyess – 29	Richmond – 29	15,961
55	2/20	@Portland	L	94-104	21-7	7-20	28-27	McDyess – 30	Wallace – 42	19,980
56	2/21	@Seattle	L	98-127	21-7	7-21	28-28	McDyess – 22	Payton – 30	13,040
57	2/24	ATLANTA	W	85-82	22-7	7-21	29-28	McDyess – 19	Terry – 22	18,977
58	2/26	ORLANDO	L	86-93	22-8	7-21	29-29	McDyess – 24	McGrady – 36	13,288
59	2/28	L.A. LAKERS	W	107-101	23-8	7-21	30-29	Van Exel – 27	Bryant – 38	19,566$
60	3/2	MINNESOTA	L	71-89	23-9	7-21	30-30	LaFrentz – 16	Garnett – 24	17,844
61	3/3	@Phoenix	L	82-97	23-9	7-22	30-31	Van Exel – 22	Robinson – 20	18,889
62	3/5	@L.A. Clippers	L	86-99	23-9	7-23	30-32	Strickland – 16	Odom – 27	12,068
63	3/6	PHOENIX	L	82-93	23-10	7-23	30-33	Pack – 22	Gugliotta – 25	15,763
64	3/9	@Sacramento	L	104-110	23-10	7-24	30-34	Lenard – 24	Webber – 41	17,317
65	3/12	@Golden State	W	84-79	23-10	8-24	31-34	Van Exel – 17	Blaylock – 20	10,274
66	3/14	INDIANA	W	95-83	24-10	8-24	32-34	Van Exel – 37	O'Neal – 22	14,313
67	3/16	BOSTON	L	83-87	24-11	8-24	32-35	Posey – 19	Walker – 21	16,406
68	3/18	NEW JERSEY	W	98-84	25-11	8-24	33-35	LaFrentz – 22	Martin – 17	14,861
69	3/23	@Minnesota	L	90-101	25-11	8-25	33-36	McCloud – 18	Garnett – 30	18,777
70	3/24	@Cleveland	L	105-117	25-11	8-26	33-37	McDyess – 32	Miller – 24	16,519
71	3/26	@Chicago	W	109-104*	25-11	9-26	34-37	McDyess – 35	Mercer – 30	21,748
72	3/28	@New Jersey	L	96-99	25-11	9-27	34-38	McDyess – 20	Van Horn – 25	17,551
73	3/30	@Charlotte	W	103-96	25-11	10-27	35-38	Van Exel – 41	Wesley – 24	15,983
74	3/31	@Atlanta	L	88-99	25-11	10-28	35-39	Willis – 21	Kukoc – 23	16,030
75	4/3	PORTLAND	W	94-92	26-11	10-28	36-39	Pack – 26	Smith/Stoudamire – 17	13,755
76	4/5	SAN ANTONIO	L	80-101	26-12	10-28	36-40	Pack – 20	Duncan – 36	13,796
77	4/7	VANCOUVER	W	98-97	27-12	10-28	37-40	Posey – 22	Abdur-Rahim – 32	14,934
78	4/10	@Houston	W	100-99	27-12	11-28	38-40	Pack – 20	Mobley – 27	11,989
79	4/13	GOLDEN STATE	W	108-92	28-12	11-28	39-40	McCloud – 24	Jamison – 30	15,874
80	4/14	@San Antonio	L	95-111	28-12	11-29	39-41	McCloud – 23	Robinson – 25	34,397
81	4/17	@L.A. Lakers	L	91-108	28-12	11-30	39-42	LaFrentz – 22	O'Neal – 33	18,997
82	4/18	SACRAMENTO	W	110-100	29-12	11-30	40-42	LaFrentz – 32	Pollard – 18	18,495

* Denotes number of overtime periods $ Ball Arena (previously known as Pepsi Center) sellout

2001-02 ROSTER

NO.	PLAYER	POS	HT	WT	COLLEGE/YR	EXP.
9	Tariq Abdul-Wahad	G/F	6-6	223	San Jose State '98	4
15	Chris Andersen	F	6-10	230	Blinn (Texas) J.C. '99	1
30	Carlos Arroyo	G	6-2	202	Florida International '01	1
27	Mengke Bateer	C	6-11	290	China	1
32	Ryan Bowen	F	6-9	227	Iowa '98	3
29	Calbert Cheaney	G/F	6-7	217	Indiana '93	9
25	Zendon Hamilton	F	6-11	250	St. John's '98	2
6	Avery Johnson	G	5-11	180	Southern '88	13
45	Raef LaFrentz	C	6-11	245	Kansas '98	3
10	Tim Hardaway	G	6-0	195	Texas-El Paso '89	12
1	Donnell Harvey	F	6-8	220	Florida '03	2
7	Juwan Howard	F	6-9	250	Michigan '95	8
5	Voshon Lenard	G	6-4	205	Minnesota '95	7
21	George McCloud	F	6-8	225	Florida State '89	12
24	Antonio McDyess	F	6-9	245	Alabama '97	7
41	James Posey	F/G	6-8	215	Xavier '99	3
34	Isaiah Rider	G	6-5	215	UNLV '93	8
11	Kenny Satterfield	G	6-2	180	Cincinnati '03	1
36	Shawnelle Scott	C	6-11	250	St. John's '94	3
31	Nick Van Exel	G	6-1	195	Cincinnati '93	8
42	Scott Williams	F/C	6-10	245	North Carolina '90	12

Interim Head Coach: Mike Evans (Kansas State '78)
Assistant Coaches: Kim Hughes (Wisconsin '74), John MacLeod (Bellarmine College '59), Clyde Drexler (Houston '84), Louie Dampier (Kentucky '67)
Asst. Coach / Strength & Cond.: Steve Hess (Ithaca '91)
Athletic Trainer: Jim Gillen (Ft. Hays State '74)
Asst. Athletic Trainer: Erik Phillips (Colorado State '98)

NUGGETS 2001-02 TEAM HIGHS & LOWS

	HIGH	LOW
Points	110 vs. Dal. (OT), 3/3	68 vs. LAL, 11/21
Points (1st Half)	63 vs. Mil., 11/1	32 @ SA, 4/10
Points (2nd Half)	63 vs. Sea., 1/18	31 @ SA, 12/21
Points (Quarter)	37 vs. Hou. (3rd), 11/9	12 (3), last @ Mem. (3rd), 4/9
Field Goals Made	47 vs. Hou., 11/9	24 vs. Wash., 3/20
Field Goals Attempted	99 (2), last @ GS, 4/5	69 @ LAL, 1/22
Field Goal Percentage	(.565/39-69) @ LAL, 1/22	(.322/29-90) @ Sac., 3/21
Three-Pointers Made	11 vs. GS, 12/22	0 (3), last vs. Wash., 3/20
Three-Pointers Attempted	28 vs. SA, 12/18	3 vs. Wash., 3/20
Three-Point Percentage	(.588/10-17) @ LAL, 1/22	(.000 (3), last, 0-3) vs. Wash., 3/20
Free-Throws Made	29 vs. Dal. (OT), 3/3	4 vs. SA, 12/18
Free-Throws Attempted	39 @ Mia., 3/16	5 vs. SA, 12/18
Free-Throw Percentage	(.938/15-16) vs. Port., 2/5	(.529/9-17) @ Min., 2/15
Total Rebounds	57 vs. Mem., 12/13	31 @ SA, 12/21
Offensive Rebounds	24 (2), last @ GS, 4/5	5 vs. NY, 3/7
Defensive Rebounds	38 (3), last vs. Hou., 4/16	17 @ Min., 4/17
Assists	35 vs. NY, 3/7	9 @ Mia., 3/16
Steals	17 vs. GS, 4/12	2 (3), @ Min., 2/15
Turnovers	28 @ Utah, 3/4	6 vs. Hou., 4/16
Blocked Shots	16 vs. LAC, 1/4	0 @ Orl., 3/15
Personal Fouls	36 @ Utah, 3/4	15 vs. Port., 2/5
Margin of Victory	31 (101-70) vs. Hou., 4/16	

OPPONENTS 2001-02 TEAM HIGHS & LOWS

	HIGH	LOW
Points	132 @ Sac., 2/1	70 by Hou., 4/16
Points (1st Half)	71 @ Sac., 2/1	27 by Hou., 4/16
Points (2nd Half)	61 @ Sac., 2/1	34 (2), last @ NY, 3/25
Points (Quarter)	42 @ Sac. (1st), 2/1	11 (2), last @ Det. (3rd), 3/31
Field Goals Made	47 @ Sea., 1/19	26 (2) by Hou., 4/16; 11/9
Field Goals Attempted	94 @ Tor. (OT), 12/7	63 (2), last @ Utah, 3/4
Field Goal Percentage	(.589/43-73) @ SA, 12/21	(.341/29-85) @ NY, 3/25
Three-Pointers Made	14 by Bos., 2/12	0 @ Mem., 2/14
Three-Pointers Attempted	27 (2), last @ Orl., 3/15	5 by Chi., 11/13
Three-Point Percentage	(.778/7-9) by Sac., 1/16	(.000/0-6) @ Mem., 2/14
Free-Throws Made	43 @ GS, 2/27	6 @ Sea., 1/19
Free-Throws Attempted	52 @ GS, 2/27	12 (2), last @ LAC, 4/7
Free-Throw Percentage	(1.000/17-17) by Mia., 1/29	(.480/12-25) by LAL, 11/21
Total Rebounds	61 (2) @ GS, 2/27	28 (2), last @ Utah, 3/4
Offensive Rebounds	21 (2), last @ Sac., 2/1	3 @ Orl., 3/15
Defensive Rebounds	44 @ GS, 2/27	21 by Hou., 11/9
Assists	36 @ Phx., 12/29	16 @ Hou., 11/6
Steals	19 @ SA, 12/21	1 by Hou., 4/16
Turnovers	30 @ GS, 2/27	6 @ Port., 11/23
Blocked Shots	16 @ Mem., 4/9	1 by Sea., 1/18
Personal Fouls	27 @ GS, 2/27	11 @ LAL, 11/25
Margin of Victory	36 (118-82) @ Sac., 3/21; (132-96) @ Sac., 2/1	

2001-02 GAME-BY-GAME RESULTS (27-55)

NO.	DATE	OPPONENT	W-L	SCORE	HOME	ROAD	TOTAL	DEN. HIGH SCORER	OPP. HIGH SCORER	ATTEND.
1	10/30	@Phoenix	W	99-96	0-0	1-0	1-0	Van Exel – 27	Delk – 21	16,421
2	11/1	MILWAUKEE	L	101-102	0-1	1-0	1-1	Van Exel – 44	Allen – 31	18,634
3	11/3	SACRAMENTO	L	94-106	0-2	1-0	1-2	Van Exel – 32	Stojakovic – 24	15,138
4	11/6	@Houston	L	93-99	0-2	1-1	1-3	Van Exel – 25	Francis – 22	9,671
5	11/8	@Dallas	L	91-105	0-2	1-2	1-4	Rider – 19	Nowitzki – 33	17,471
6	11/9	HOUSTON	W	108-81	1-2	1-2	2-4	Van Exel/Rider – 28	Thomas – 24	11,451
7	11/11	TORONTO	W	96-85	2-2	1-2	3-4	Van Exel – 24	Carter – 22	13,735
8	11/13	CHICAGO	W	101-93	3-2	1-2	4-4	Van Exel – 23	Miller – 25	11,307
9	11/15	ORLANDO	L	82-101	3-3	1-2	4-5	Bowen – 14	Hill – 23	12,015
10	11/17	@Seattle	W	103-93	3-3	2-2	5-5	Van Exel – 38	Lewis – 23	11,992
11	11/19	NEW JERSEY	W	99-96*	4-3	2-2	6-5	Van Exel – 30	Martin – 28	11,319
12	11/21	L.A. LAKERS	L	68-89	4-4	2-2	6-6	Van Exel – 21	Bryant – 24	19,521$
13	11/23	@Portland	L	90-97	4-4	2-3	6-7	Van Exel – 29	Wallace – 30	19,479
14	11/25	@L.A. Lakers	L	98-105	4-4	2-4	6-8	Van Exel – 34	Bryant – 25	18, 997
15	11/28	INDIANA	L	85-99	4-5	2-4	6-9	Van Exel – 20	Harrington – 22	14,542
16	11/30	L.A. CLIPPERS	W	96-93	5-5	2-4	7-9	LaFrentz – 26	Richardson – 26	14,187
17	12/4	@Indiana	L	96-104	5-5	2-5	7-10	Van Exel – 30	Rose – 25	16,340
18	12/5	@Boston	L	80-95	5-5	2-6	7-11	Van Exel/Johnson – 16	Pierce – 35	12,587
19	12/7	@Toronto	L	96-98*	5-5	2-7	7-12	Van Exel – 27	Carter – 42	19,800
20	12/8	@Cleveland	L	99-109	5-5	2-8	7-13	Lenard – 17	Murray – 33	13,092
21	12/11	CHARLOTTE	L	96-99	5-6	2-8	7-14	LaFrentz – 23	Nailon – 20	13,912
22	12/13	MEMPHIS	W	89-86	6-6	2-8	8-14	Lenard – 25	Battier – 19	11,231
23	12/15	PHOENIX	W	106-98	7-6	2-8	9-14	Van Exel – 24	Marbury – 27	13,593
24	12/18	SAN ANTONIO	L	93-102	7-7	2-8	9-15	Van Exel – 25	Duncan – 24	14,118
25	12/21	@San Antonio	L	74-109	7-7	2-9	9-16	Van Exel – 11	Duncan – 21	22,831
26	12/22	GOLDEN STATE	L	101-105	7-8	2-9	9-17	Posey – 33	Jamison – 29	15,122
27	12/26	MINNESOTA	L	91-94	7-9	2-9	9-18	Van Exel – 27	Garnett/Billups – 22	14,726
28	12/28	PHILADELPHIA	W	93-90	8-9	2-9	10-18	Van Exel – 33	Iverson – 38	18,482
29	12/29	@Phoenix	L	92-109	8-9	2-10	10-19	Van Exel – 24	Wallace – 23	17,976
30	1/2	L.A. LAKERS	L	86-87	8-10	2-10	10-20	Van Exel – 25	Bryant – 28	17,932
31	1/4	L.A. CLIPPERS	L	80-82	8-11	2-10	10-21	Posey – 28	Odom – 27	16,004
32	1/7	@Charlotte	L	80-94	8-11	2-11	10-22	Van Exel – 24	Campbell – 21	7,806
33	1/8	@Dallas	L	94-95	8-11	2-12	10-23	Van Exel – 31	Nowitzki – 27	19,617
34	1/10	CLEVELAND	W	96-91	9-11	2-12	11-23	LaFrentz – 29	Murray – 17	13,589
35	1/12	@Houston	L	86-98	9-11	2-13	11-24	Lenard – 20	Griffin – 25	11,045
36	1/14	@Utah	L	97-106	9-11	2-14	11-25	Van Exel – 26	Malone – 26	17,809
37	1/16	SACRAMENTO	L	107-112	9-12	2-14	11-26	LaFrentz – 30	Stojakovic - 29	16,780
38	1/18	SEATTLE	W	96-90	10-12	2-14	12-26	Lenard – 27	Payton – 25	17,407
39	1/19	@Seattle	L	77-104	10-12	2-15	12-27	Van Exel – 28	Payton – 25	17,072
40	1/21	@L.A. Clippers	L	89-102	10-12	2-16	12-28	Van Exel – 19	Brand – 31	16,672
41	1/22	@L.A. Lakers	W	107-91	10-12	3-16	13-28	Lenard – 29	O'Neal – 40	18,997
42	1/24	DALLAS	L	97-104	10-13	3-16	13-29	LaFrentz – 24	Nowitzki – 26	16,045
43	1/29	MIAMI	L	94-100*	10-14	3-16	13-30	LaFrentz – 30	Jones – 37	15,492
44	2/1	@Sacramento	L	96-132	10-14	3-17	13-31	LaFrentz – 16	Webber – 29	17,317
45	2/5	PORTLAND	W	97-96	11-14	3-17	14-31	LaFrentz – 25	Patterson – 31	16,539
46	2/12	BOSTON	L	93-110	11-15	3-17	14-32	Johnson – 21	Walker – 30	14,193
47	2/14	@Memphis	W	100-85	11-15	4-17	15-32	LaFrentz – 23	Wright – 20	12,867
48	2/15	@Minnesota	W	99-98	11-15	5-17	16-32	LaFrentz – 30	Peeler – 24	19,669
49	2/17	@New Jersey	L	77-98	11-15	5-18	16-33	Abdul-Wahad/Lenard – 14	Van Horn – 17	12,866
50	2/18	@Philadelphia	L	83-110	11-15	5-19	16-34	Johnson/LaFrentz – 17	Iverson – 27	20,471
51	2/20	UTAH	L	99-110	11-16	5-19	16-35	Johnson – 19	Kirilenko/Padgett – 21	15,920
52	2/23	@Portland	L	90-101	11-16	5-20	16-36	McCloud – 20	Stoudamire – 24	19,146
53	2/24	ATLANTA	L	84-89	11-17	5-20	16-37	Howard – 28	Terry – 25	15,424
54	2/27	@Golden State	L	93-110	11-17	5-21	16-38	Howard – 21	Jamison – 26	11,517
55	3/1	MEMPHIS	W	96-83	12-17	5-21	17-38	Howard – 24	Gasol – 26	16,177
56	3/3	DALLAS	L	110-116*	12-18	5-21	17-39	Howard – 30	Finley – 30	16,851
57	3/4	@Utah	L	82-100	12-18	5-22	17-40	Lenard – 20	Malone – 21	18,381
58	3/7	NEW YORK	W	104-93	13-18	5-22	18-40	Howard – 30	Sprewell – 23	16,307
59	3/9	PORTLAND	W	109-106*	14-18	5-22	19-40	McCloud – 26	Pippen – 28	17,098
60	3/11	SAN ANTONIO	L	78-93	14-19	5-22	19-41	McDyess – 19	Duncan – 21	13,511
61	3/13	@Atlanta	L	102-105	14-19	5-23	19-42	Hardaway – 20	Terry – 31	7,577
62	3/15	@Orlando	L	102-124	14-19	5-24	19-43	Howard – 20	McGrady – 30	15,174
63	3/16	@Miami	L	76-101	14-19	5-25	19-44	Cheaney – 20	Mourning – 24	16,500
64	3/18	DETROIT	L	91-98	14-20	5-25	19-45	Lenard/Howard – 18	Stackhouse – 24	16,305
65	3/20	WASHINGTON	L	75-107	14-21	5-25	19-46	McDyess – 16	Hamilton – 30	19,162$
66	3/21	@Sacramento	L	82-118	14-21	5-26	19-47	McCloud – 15	Turkoglu – 31	17,317
67	3/23	SEATTLE	W	88-85	15-21	5-26	20-47	Lenard – 24	Lewis/Drobnjak – 16	17,848
68	3/25	@New York	W	84-83	15-21	6-26	21-47	Lenard – 21	Sprewell – 33	19,763
69	3/26	@Washington	L	87-103	15-21	6-27	21-48	Harvey – 18	Hamilton/Whitney – 22	20,674
70	3/28	@Milwaukee	L	88-95	15-21	6-28	21-49	Lenard – 25	Cassell – 29	18,717
71	3/30	@Chicago	W	100-84	15-21	7-28	22-49	Howard – 23	Crawford – 16	20,734
72	3/31	@Detroit	L	82-86	15-21	7-29	22-50	Cheaney – 22	Stackhouse – 22	16,658
73	4/2	UTAH	W	98-90	16-21	7-29	23-50	Howard - 20	Stockton – 19	17,042
74	4/4	MINNESOTA	W	88-87	17-21	7-29	24-50	Howard – 20	Garnett – 21	15,509
75	4/5	@Golden State	L	104-108	17-21	7-30	24-51	Howard – 27	Arenas – 25	14,396
76	4/7	@L.A. Clippers	L	75-97	17-21	7-31	24-52	Posey – 18	Olowokandi – 23	18,964
77	4/9	@Memphis	L	86-97	17-21	7-32	24-53	Howard – 18	Swift – 20	11,208
78	4/10	@San Antonio	L	79-87	17-21	7-33	24-54	Howard – 19	Duncan – 16	19,893
79	4/12	GOLDEN STATE	W	97-89	18-21	7-33	25-54	Posey – 17	Jamison – 21	17,154
80	4/13	PHOENIX	W	98-94	19-21	7-33	26-54	Lenard – 28	Maron – 22	16,807
81	4/16	HOUSTON	W	101-70	20-21	7-33	27-54	Posey – 26	Torres – 18	15,717
82	4/17	@Minnesota	L	90-104	20-21	7-34	27-55	Satterfield – 21	Szczerbiak – 20	16,779

* Denotes number of overtime periods $ Ball Arena (previously known as Pepsi Center) sellout

2002-03 ROSTER

NO.	PLAYER	POS	HT	WT	COLLEGE/YR	EXP.
15	Chris Andersen	F	6-10	230	Blinn (Texas) J.C. '99	1
30	Mark Blount	C	7-0	250	Pittsburgh '99	2
32	Ryan Bowen	F	6-9	227	Iowa '98	3
14	Devin Brown	G	6-5	235	Texas-San Antonio '02	R
9	Mark Bryant	F/C	6-9	250	Seton Hall '88	14
23	Marcus Camby	F/C	6-11	225	Massachusetts '97	6
25	John Crotty	G	6-2	194	Virginia '91	10
21	Adam Harrington	G	6-5	200	Auburn '03	R
6	Junior Harrington	G	6-4	190	Wingate '02	R
1	Donnell Harvey	F	6-8	220	Florida '03	2
5	Juwan Howard	F	6-9	250	Michigan '95	8
31	Nenê	F	6-11	260	Brazil	R
41	James Posey	F/G	6-8	215	Xavier '99	3
11	Kenny Satterfield	G	6-2	180	Cincinnati '03	1
4	Predrag Savovic	G	6-6	225	Hawaii '02	R
20	Jeff Trepagnier	G	6-4	200	USC '01	1
22	Nikoloz Tskitishvili	F	7-0	225	Republic of Georgia	R
7	Rodney White	G/F	6-9	230	Charlotte '04	1
12	Chris Whitney	G	6-0	175	Clemson '93	9
11	Shammond Williams	G	6-1	201	North Carolina '98	4
3	Vincent Yarbrough	G/F	6-7	210	Tennessee '02	R

Head Coach: ..... Jeff Bzdelik (Illinois-Chicago '76)
Associate Head Coach: ..... John MacLeod (Bellarmine College '59)
Assistant Coaches: ..... T.R. Dunn (Alabama '77)
..... Jarinn Akana (Hawaii '94)
Assistant Coach/Director of Scouting: ..... Bill Branch (Lenior-Rhyne College '88)
Player Development: ..... Mark Randall (Kansas '91)
Coaching Consultant: ..... Doug Moe (North Carolina '61)
Asst. Coach/Strength & Conditioning: ..... Steve Hess (Ithaca '91)
Athletic Trainer: ..... Jim Gillen (Ft. Hays State '74)
Asst. Athletic Trainer: ..... Erik Phillips (Colorado State '98)

NUGGETS 2002-03 TEAM HIGHS & LOWS

	HIGH	LOW
Points	108 vs. Mil., 3/26	53 @ Det., 11/16
Field Goals Made	45 @ Port., 11/5	20 @ Phx., 4/1
Field Goals Attempted	102 @ GS, 4/6	56 vs. NJ, 1/27
Field Goal Percentage	(.592/45-76) @ Port., 11/5	(.263/20-76) @ Phx., 4/1
Three-Pointers Made	8 @ Cle., 12/14	0 (6), last vs. NY, 4/2
Three-Pointers Attempted	21 @ Cle., 12/14	2 @ NY, 1/22
Three-Point Percentage	(.700/7-10) vs. Wash., 3/30	(.000) (5) last vs. Port., 2/26
Free-Throws Made	28 vs. LAL, 2/12	3 @ Port., 11/2
Free-Throws Attempted	43 vs. LAL, 2/12	6 @ Mil., 1/25
Free-Throw Percentage	(.900/18-20) @ Sac., 4/11	(.375/3-8) @ Port., 11/2

	HIGH	LOW
Total Rebounds	59 vs. GS, 2/24	25 vs. LAL, 12/28
Offensive Rebounds	23 vs. Utah, 11/20	5 vs. Sac., 12/4
Defensive Rebounds	40 vs. Sac., 1/4	16 (3), last @ Cle., 12/14
Assists	32 (2), last vs. Chi. (OT), 2/4	12 (2), last @ SA, 11/27
Steals	18 (2), last vs. Cle., 1/17	2 vs. Phi., 3/2
Turnovers	32 vs. NJ, 1/27	9 vs. Min., 12/9
Blocked Shots	12 vs. Port., 1/10	0 @ Port., 1/28
Personal Fouls	33 (3), last vs. LAL, 2/12	17 (2), last @ Hou., 1/11

OPPONENTS 2002-03 TEAM HIGHS & LOWS

	HIGH	LOW
Points	126 @ LAL, 4/15	70 by LAC, 11/22
Field Goals Made	48 @ Dal., 2/1	23 (2), last by Bos., 3/22
Field Goals Attempted	90 by LAC, 4/12	60 @ LAC, 12/21
Field Goal Percentage	(.590/36-61) by Utah, 11/20	(.307/23-75) vs. Bos., 3/22
Three-Pointers Made	14 @ LAL, 4/15	0 (4), last by Mia., 1/8
Three-Pointers Attempted	27 @ LAL, 4/15	4 by Utah, 11/20
Three-Point Percentage	(.750/3-4) by Utah, 1/15	(.000) (3), last by Sea., 12/30
Free-Throws Made	40 @ GS, 12/3	11 @ Min., 10/30
Free-Throws Attempted	48 @ Utah, 2/22	16 by LAL, 12/28
Free-Throw Percentage	(.952/20-21) by Dal., 12/18	(.520/13-25) @ Sea., 1/3

	HIGH	LOW
Total Rebounds	61 @ Chi., 2/15	23 @ Port., 11/2
Offensive Rebounds	23 @ Chi., 2/15	3 (2), last by Orl., 12/20
Defensive Rebounds	41 by LAC, 4/12	13 @ Port., 11/2
Assists	36 by LAL, 12/28	13 by Mem., 2/2
Steals	18 by GS, 11/29	3 by Min., 12/9
Turnovers	31 by Utah, 11/20	10 by Dal., 12/18
Blocked Shots	15 by Mem., 11/9	1 (2), last @ Sea., 1/3
Personal Fouls	31 (2), last by Ind., 12/7	10 @ Mil., 1/25

2002-03 GAME-BY-GAME RESULTS (17-65)

NO.	DATE	OPPONENT	W-L	SCORE	HOME	ROAD	TOTAL	DEN. HIGH SCORER	OPP. HIGH SCORER	ATTEND.
1	10/30	@Minnesota	L	77-83	0-0	0-1	0-1	Andersen – 16	Hudson – 23	16,113
2	11/1	HOUSTON	L	73-84	0-1	0-1	0-2	Posey – 16	Mobley – 29	18,030
3	11/2	@Portland	W	96-79	0-1	1-1	1-2	Posey – 19	Wallace – 21	19,991
4	11/5	ATLANTA	L	87-103	0-2	1-1	1-3	Howard – 25	Robinson – 23	10,073
5	11/7	DETROIT	L	63-89	0-3	1-1	1-4	Posey – 21	Billups – 21	11,982
6	11/9	MEMPHIS	W	84-73	1-3	1-1	2-4	White – 22	Gasol – 21	16,179
7	11/13	PHOENIX	L	72-75	1-4	1-1	2-5	Howard – 19	Marbury – 19	11,846
8	11/15	@Toronto	L	79-84	1-4	1-2	2-6	Posey – 24	Lenard – 19	18,985
9	11/16	@Detroit	L	53-74	1-4	1-3	2-7	Howard – 12	Robinson – 19	22,076
10	11/18	@New Jersey	L	79-99	1-4	1-4	2-8	Satterfield – 15	Kidd – 24	10,302
11	11/20	UTAH	L	79-96	1-5	1-4	2-9	Howard – 17	Malone – 21	11,187
12	11/22	L.A. CLIPPERS	W	72-70	2-5	1-4	3-9	Howard – 18	Miller – 25	13,122
13	11/23	@Phoenix	W	80-79	2-5	2-4	4-9	Posey – 20	Marion – 19	15,121
14	11/26	SAN ANTONIO	W	85-81	3-5	2-4	5-9	Howard/Posey – 23	Duncan – 18	11,851
15	11/27	@San Antonio	L	68-99	3-5	2-5	5-10	Andersen – 12	Jackson – 22	16,935
16	11/29	GOLDEN STATE	L	82-92	3-6	2-5	5-11	Howard – 19	Arenas – 27	15,129
17	12/3	@Golden State	L	89-110	3-6	2-6	5-12	Harvey – 16	Jamison – 34	10,007
18	12/4	SACRAMENTO	L	90-92	3-7	2-6	5-13	Whitney – 22	Webber – 31	13,002
19	12/6	@Sacramento	L	77-98	3-7	2-7	5-14	Posey – 22	Christie – 23	17,317
20	12/7	INDIANA	W	92-81	4-7	2-7	6-14	Whitney – 23	O'Neal – 26	15,487
21	12/9	MINNESOTA	L	84-92	4-8	2-7	6-15	Howard – 20	Hudson – 22	12,378
22	12/11	@Memphis	L	93-96	4-8	2-8	6-16	Harvey – 23	Gasol – 18	11,889
23	12/13	@Indiana	L	72-94	4-8	2-9	6-17	Whitney – 14	Mercer – 19	15,017
24	12/14	@Cleveland	L	104-111	4-8	2-10	6-18	Posey – 21	Wagner/Ilgauskas – 29	9,163
25	12/16	@Philadelphia	L	71-93	4-8	2-11	6-19	Nenê – 23	Iverson – 23	17,501
26	12/18	DALLAS	L	75-80	4-9	2-11	6-20	Howard – 21	Finley – 31	13,183
27	12/20	ORLANDO	L	80-89	4-10	2-11	6-21	Howard – 20	Garrity/Kemp – 17	15,497
28	12/21	@L.A. Clippers	L	89-92	4-10	2-12	6-22	Howard – 30	Jaric – 22	15,503
29	12/28	L.A. LAKERS	L	93-112	4-11	2-12	6-23	Howard – 20	Bryant – 39	19,099$
30	12/30	SEATTLE	L	77-79	4-12	2-12	6-24	Nenê – 21	Mason – 23	13,564
31	1/3	@Seattle	W	94-82	4-12	3-12	7-24	Howard – 20	Payton – 25	15,802
32	1/4	SACRAMENTO	L	76-87	4-13	3-12	7-25	Howard – 20	Bibby – 24	17,393
33	1/6	@Dallas	L	71-86	4-13	3-13	7-26	Howard – 22	Finley – 19	19,773
34	1/8	MIAMI	W	86-76	5-13	3-13	8-26	Howard – 28	C. Butler – 20	12,930
35	1/10	PORTLAND	W	82-81	6-13	3-13	9-26	Nenê – 20	Anderson – 17	15,216
36	1/11	@Houston	L	85-87	6-13	3-14	9-27	Howard – 19	Francis – 25	11,972
37	1/13	@Minnesota	L	75-89	6-13	3-15	9-28	Howard – 19	Peeler – 20	13,009
38	1/15	UTAH	L	81-92	6-14	3-15	9-29	Nenê – 24	Harpring – 17	13,354
39	1/17	CLEVELAND	W	97-80	7-14	3-15	10-29	Howard – 25	Ilgauskas – 26	14,214
40	1/20	@Washington	L	74-89	7-14	3-16	10-30	Howard – 25	Jordan – 25	20,173
41	1/22	@New York	L	88-97	7-14	3-17	10-31	Howard – 28	Houston – 37	17,622
42	1/24	@Boston	L	58-77	7-14	3-18	10-32	White – 11	Pierce – 45	18,087
43	1/25	@Milwaukee	L	75-88	7-14	3-19	10-33	Howard/Harvey – 15	Cassell – 26	18,096
44	1/27	NEW JERSEY	L	66-92	7-15	3-19	10-34	Yarbrough – 13	Jefferson – 23	13,826
45	1/28	@Portland	L	92-98	7-15	3-20	10-35	Howard – 17	Anderson – 24	19,087
46	2/1	@Dallas	L	100-122	7-15	3-21	10-36	White – 17	Van Exel – 30	19,889
47	2/2	MEMPHIS	W	93-78	8-15	3-21	11-36	Howard – 26	Gooden – 16	13,274
48	2/4	CHICAGO	W	102-100*	9-15	3-21	12-36	Howard – 30	Marshall – 21	13,390
49	2/6	SAN ANTONIO	L	74-83	9-16	3-21	12-37	Howard – 23	Duncan – 25	15,206
50	2/11	@L.A. Lakers	L	93-121	9-16	3-22	12-38	Howard/Yarbrough – 18	Bryant – 42	18,848
51	2/12	L.A. LAKERS	L	102-113	9-17	3-22	12-39	Howard – 22	Bryant – 51	17,757
52	2/15	@Chicago	L	69-88	9-17	3-23	12-40	Howard – 18	Rose – 27	22,145
53	2/16	@New Orleans	L	92-100	9-17	3-24	12-41	Howard – 25	Mashburn – 24	14,715
54	2/18	@San Antonio	L	76-101	9-17	3-25	12-42	Howard – 21	Bowen – 18	17,274
55	2/19	MINNESOTA	L	77-85	9-18	3-25	12-43	Yarbrough – 18	Garnett – 25	15,109
56	2/22	@Utah	L	89-99	9-18	3-26	12-44	Howard – 20	Malone – 20	19,911
57	2/24	GOLDEN STATE	L	89-94	9-19	3-26	12-45	Howard – 29	Arenas – 19	13,146
58	2/26	PORTLAND	L	84-94	9-20	3-26	12-46	Howard – 26	Daniels/Patterson – 15	15,826
59	2/28	NEW ORLEANS	L	88-94	9-21	3-26	12-47	Howard – 24	Mashburn – 24	18,556
60	3/2	PHILADELPHIA	L	94-100	9-22	3-26	12-48	Howard – 25	Snow – 25	16,632
61	3/4	@Atlanta	L	86-92	9-22	3-27	12-49	Howard – 20	Abdur-Rahim – 30	9,392
62	3/5	@Memphis	L	86-96	9-22	3-28	12-50	Howard/Nenê/White – 14	Swift – 24	11,296
63	3/8	@Miami	W	98-92	9-22	4-28	13-50	J.Harrington – 19	R. Butler – 22	14,418
64	3/9	@Orlando	L	98-111	9-22	4-29	13-51	Howard – 19	McGrady – 43	15,755
65	3/11	TORONTO	W	95-87	10-22	4-29	14-51	Howard – 24	Carter – 21	13,409
66	3/16	SEATTLE	L	84-92	10-23	4-29	14-52	Howard – 22	Lewis – 24	16,108
67	3/18	@Utah	L	81-99	10-23	4-30	14-53	Howard – 16	Harpring – 22	17,651
68	3/19	@L.A. Clippers	L	78-91	10-23	4-31	14-54	Howard – 24	Wang – 21	15,590
69	3/21	@Seattle	L	99-101*	10-23	4-32	14-55	Williams – 22	Allen – 38	16,379
70	3/22	BOSTON	W	90-80	11-23	4-32	15-55	Howard – 27	Pierce – 31	17,448
71	3/24	DALLAS	L	96-108	11-24	4-32	15-56	Howard – 25	Nowitzki – 25	14,714
72	3/26	MILWAUKEE	W	108-103	12-24	4-32	16-56	Howard – 25	Payton – 28	14,811
73	3/29	@Houston	L	89-102	12-24	4-33	16-57	Camby – 18	Francis – 18	15,026
74	3/30	WASHINGTON	W	88-72	13-24	4-33	17-57	Williams – 15	Jordan – 19	19,650$
75	4/1	@Phoenix	L	65-95	13-24	4-34	17-58	Camby/Nenê/Tskitishvili – 10	Marion – 33	17,124
76	4/2	NEW YORK	L	75-83	13-25	4-34	17-59	Howard – 20	Houston – 27	13,527
77	4/6	@Golden State	L	99-106	13-25	4-35	17-60	Howard – 24	Jamison – 41	17,021
78	4/8	PHOENIX	L	78-98	13-26	4-35	17-61	Howard – 15	Marion – 27	13,873
79	4/11	@Sacramento	L	103-105	13-26	4-36	17-62	Howard – 24	Webber – 29	17,317
80	4/12	L.A. CLIPPERS	L	79-101	13-27	4-36	17-63	Trepagnier – 15	Jaric – 17	18,319
81	4/15	@L.A. Lakers	L	104-126	13-27	4-37	17-64	Howard – 19	Bryant – 32	18,997
82	4/16	HOUSTON	L	84-89	13-28	4-37	17-65	Williams – 15	Posey/Francis – 17	18,516

* Denotes number of overtime periods $ Ball Arena (previously known as Pepsi Center) sellout

2003-04 ROSTER

NO.	PLAYER	POS	HT	WT	COLLEGE/YR	EXP.
12	Chris Andersen	F	6-10	228	Blinn (Texas) J.C. '99	2
15	Carmelo Anthony	F	6-8	230	Syracuse '06	R
20	Jon Barry	G	6-5	205	Georgia Tech '92	11
32	Ryan Bowen	F	6-9	220	Iowa '98	4
11	Earl Boykins	G	5-5	133	Eastern Michigan '98	5
23	Marcus Camby	F/C	6-11	235	Massachusetts '97	7
51	Michael Doleac	F/C	6-11	262	Utah '98	5
56	Francisco Elson	F/C	7-0	235	California '99	R
1	Voshon Lenard	G	6-4	205	Minnesota '95	8
24	Andre Miller	G	6-2	200	Utah '99	4
31	Nenê	F	6-11	260	Brazil	1
41	Mark Pope	F	6-10	235	Kentucky '96	5
4	Jeff Trepagnier	G	6-4	200	USC '01	1
22	Nikoloz Tskitishvili	F	7-0	245	Republic of Georgia	1
5	Rodney White	F	6-9	230	Charlotte '04	2

Head Coach: ..... Jeff Bzdelik (Illinois-Chicago '76)
Associate Head Coach: ..... John MacLeod (Bellarmine College '59)
Assistant Coaches: ..... T.R. Dunn (Alabama '77), Scott Brooks (UC-Irvine '87)
Assistant Coaches/Player Development: ..... Jarinn Akana (Hawaii '94), Adrian Dantley (Notre Dame '77), Chip Engelland (Duke '83)
Assistant Coach/Director of Scouting: ..... Bill Branch (Lenior-Rhyne College '88)
Assistant Coach/Coaching Consultant: ..... Doug Moe (North Carolina '61)
Asst. Coach/Strength & Conditioning: ..... Steve Hess (Ithaca '91)
Athletic Trainer: ..... Jim Gillen (Ft. Hays State '74)
Asst. Athletic Trainer: ..... Erik Phillips (Colorado State '98)

NUGGETS 2003-04 TEAM HIGHS & LOWS

	HIGH	LOW
Points	124 vs. Sea., 3/30	60 @ Ind., 11/4
Field Goals Made	47 (2), last @ Mil., 3/12	23 @ Ind., 11/4
Field Goals Attempted	99 vs. LAC (OT), 11/7	64 vs. Mia., 1/18
Field Goal Percentage	(.597/40-67) @ GS, 12/3	(.291/23-79) @ Ind., 11/4
Three-Pointers Made	9 (2), last vs. Sea., 12/20	0 vs, Utah, 1/9
Three-Pointers Attempted	29 vs. Sea., 12/20	4 (3), last @ Mem., 1/25
Three-Point Percentage	(.667 (2)/8-12) last vs. NO, 12/17	(.000/0-4) vs. Utah, 1/9
Free-Throws Made	35 vs. Orl.,11/14	8 @ Det., 3/19
Free-Throws Attempted	46 vs. Orl.,11/14	12 @ Sea., 12/17

	HIGH	LOW
Free-Throw Percentage	(.897/26-29) @ Por., 1/2	(.529/9-17) vs. Dal., 1/16
Total Rebounds	66 vs. SA, 10/29	28 @ LAL, 1/14
Offensive Rebounds	26 vs. SA, 10/29	2 vs. Mia., 1/18
Defensive Rebounds	43 vs. LAL., 1/7	18 @ LAL, 1/14
Assists	38 VS. Was., 11/21	7 @ Mia., 2/21
Steals	16 (2), last vs. NY., 2/29	3 (2), @ SA. 2/28
Turnovers	23 (2), @ Ind., 11/4	6 vs. Min., 3/24
Blocked Shots	16 vs. Mil., 11/19	1 vs. NY, 2/29
Personal Fouls	29 (2), last @ Mem., 2/23	15 (3), last vs. Atl., 1/3

OPPONENTS 2003-04 TEAM HIGHS & LOWS

	HIGH	LOW
Points	120 @ LAC, 12/31	71 @ Ind., 11/4
Field Goals Made	48 @ SA, 2/28	25 (2), @ Utah, 1/20
Field Goals Attempted	97 (2), last by Dal., 11/28	6 @ LAL, 1/14
Field Goal Percentage	(..567/38-67) @ NJ, 3/10	(.268/26-97) by SA, 10/29
Three-Pointers Made	14 @ SAC, 2/8	0 (2), last @ Min., 11/18
Three-Pointers Attempted	24 @ SAC, 2/8	3 (2), last by Phi, 2/17
Three-Point Percentage	(.625/10-16) @ Bos., 3/17	(.000/0-8) @ Ind., 11/4
Free-Throws Made	36 @ SA, 4/14	6 by Phx., 1/21
Free-Throws Attempted	53 @ SA, 4/14	9 by Phx., 1/21

	HIGH	LOW
Free-Throw Percentage	(.900/27-30) by LAC, 3/22	(.448/13-29) @ Orl., 2/20
Total Rebounds	60 by SA, 10/29	29 by Chi., 1/28
Offensive Rebounds	24 by Cle., 12/2	4 (2), @ NJ, 3/10
Defensive Rebounds	41 by Min., 3/21	20 by Chi., 1/28
Assists	35 by LAL, 2/25	14 (3), last @ Utah, 1/21
Steals	15 @ Ind., 11/4	1 by Min., 3/24
Turnovers	27 by NY, 2/29	5 @ SA, 2/28
Blocked Shots	16 by SA, 10/29	2 (3), last by Chi., 1/28
Personal Fouls	35 by Orl., 11/14	13 @ SAC, 2/8

2003-04 GAME-BY-GAME RESULTS (43-39)

NO.	DATE	OPPONENT	W-L	SCORE	HOME	ROAD	TOTAL	DEN. HIGH SCORER	OPP. HIGH SCORER	ATTEND.
1	10/29	SAN ANTONIO	W	80-72	1-0	0-1	1-0	Miller – 16	Duncan - 17	17,429
2	10/30	@Houston	L	85-102	1-0	0-1	1-1	Miller - 19	Mobley – 21	18,189
3	11/1	SACRAMENTO	W	109-88	2-0	0-1	2-1	Anthony - 23	Stojakovic - 19	18,111
4	11/4	@Indiana	L	60-71	2-0	0-2	2-2	Boykins - 18	O'Neal - 25	14,669
5	11/5	@Cleveland	W	93-89	2-0	1-2	3-2	Boykins - 18	Ilgauskas - 23	20,562
6	11/7	LA CLIPPERS	L	102-104*	2-1	1-2	3-3	Anthony - 30	Maggette - 29	16,107
7	11/9	@Toronto	L	76-89	2-1	1-3	3-4	Anthony – 19	Carter - 34	16,888
8	11/10	@Chicago	W	105-97	2-1	2-3	4-4	Anthony - 26	Curry - 20	16,002
9	11/14	ORLANDO	W	106-101	3-1	2-3	5-4	Boykins/Miller - 26	McGrady - 51	17,133
10	11/18	@Minnesota	L	76-89	3-1	2-4	5-5	Tskitishvili - 14	Garnett - 26	15,090
11	11/19	MILWAUKEE	W	94-86	4-1	2-4	6-5	Miller - 17	Thomas - 25	12,919
12	11/21	WASHINGTON	W	108-87	5-1	2-4	7-5	Anthony - 23	Arenas - 27	15,731
13	11/22	@Dallas	L	101-115	5-1	2-5	7-6	Miller - 22	Jamison - 26	20,122
14	11/25	PHOENIX	W	110-80	6-1	2-5	8-6	Anthony - 17	Stoudemire - 25	12,003
15	11/28	DALLAS	W	113-103	7-1	2-5	9-6	Anthony - 26	Walker - 30	19,628$
16	11/29	@LA Clippers	W	98-86	7-1	3-5	10-6	Lenard - 26	Maggette - 22	13,062
17	12/2	CLEVELAND	W	115-103	8-1	3-5	11-6	Anthony - 26	James - 19	19,610$
18	12/3	@Golden State	W	117-109	8-1	4-5	12-6	Lenard - 38	Claxton - 21	16,147
19	12/5	GOLDEN STATE	W	98-81	9-1	4-5	13-6	Anthony - 28	Dunleavy - 19	17,512
20	12/7	BOSTON	L	111-116	9-2	4-5	13-7	White - 23	Pierce - 33	16,823
21	12/9	@Atlanta	L	98-112	9-2	4-6	13-8	Lenard - 25	Vaughn - 23	14,328
22	12/12	@Philadelphia	W	86-77	9-2	5-6	14-8	Miller - 23	Thomas - 19	20,493
23	12/13	@New York	L	88-95	9-2	5-7	14-9	Anthony - 25	Van Horn - 16	19,763
24	12/16	NEW ORLEANS	W	116-94	10-2	5-7	15-9	Anthony - 21	Davis - 25	14,193
25	12/17	@Seattle	W	99-98	10-2	6-7	16-9	Miller - 20	Lewis/Murray - 19	13,065
26	12/19	@LA Lakers	L	99-101	10-2	6-8	16-10	Anthony - 24	O'Neal - 26	18,997
27	12/20	SEATTLE	L	106-115	10-3	6-8	16-11	Lenard - 31	Frahm - 31	18,612
28	12/22	MEMPHIS	W	106-99	11-3	6-8	17-11	Lenard - 24	Gasol - 24	16,155
29	12/26	HOUSTON	W	95-94	12-3	6-8	18-11	Anthony - 37	Taylor - 22	19,685$
30	12/28	GOLDEN STATE	W	103-79	13-3	6-8	19-11	Camby - 17	Richardson - 14	17,763
31	12/30	TORONTO	L	74-81	13-4	6-8	19-12	Anthony - 19	Rose/Williams -17	19,099$
32	12/31	@LA Clippers	L	104-120	13-4	6-9	19-13	Lenard/Miller - 18	Richardson - 44	14,350
33	1/2	@Portland	W	106-96	13-4	7-9	20-13	Lenard - 27	Wallace - 30	17,316
34	1/3	ATLANTA	L	76-84	13-5	7-9	20-14	Anthony - 26	Jackson - 25	17,230
35	1/5	SAN ANTONIO	L	74-98	13-6	7-9	20-15	Camby - 13	Duncan - 30	15, 120
36	1/7	LA LAKERS	W	113-91	14-6	7-9	21-15	Boykins - 22	Bryant - 27	19,739$
37	1/9	UTAH	W	106-96	15-6	7-9	22-15	Anthony - 27	Stevenson - 19	19,402$
38	1/11	@Sacramento	L	106-117	15-6	7-10	22-16	Miller - 30	Stojakovic - 33	17,317
39	1/13	@Phoenix	W	105-92	15-6	8-10	23-16	Lenard - 32	Stoudemire - 28	15,910
40	1/14	@LA Lakers	L	71-97	15-6	8-11	23-17	Lenard/Miller - 15	Medvedenko - 22	18,562
41	1/16	DALLAS	L	88-91	15-7	8-11	23-18	Miller - 28	Nowitzki - 22	19,216$
42	1/18	MIAMI	W	88-80	16-7	8-11	24-18	Anthony - 31	Odom - 26	17,635
43	1/20	@Utah	W	96-75	16-7	9-11	25-18	Lenard - 17	Williams - 20	19,385
44	1/21	PHOENIX	W	97-92	17-7	9-11	26-18	Camby/Miller - 22	Johnson - 28	15,652
45	1/23	@New Orleans	L	91-97	17-7	9-12	26-19	Anthony - 24	Magloire - 20	14,181
46	1/25	@Memphis	L	88-106	17-7	9-13	26-20	Anthony - 25	Wells - 17	17,284
47	1/26	MINNESOTA	L	95-97	17-8	9-13	26-21	Miller - 24	Garnett - 31	15,320
48	1/28	CHICAGO	W	115-99	18-8	9-13	27-21	White - 24	Curry - 21	15,420
49	1/31	@Dallas	W	102-107	18-8	10-13	28-21	Anthony - 26	Finley - 37	20,463
50	2/2	PORTLAND	W	116-97	19-8	10-13	29-21	Anthony - 39	Randolph - 28	15,866
51	2/6	@Golden State	L	87-96	19-8	10-14	29-22	Anthony - 24	Claxton - 25	17,576
52	2/8	@Sacramento	L	92-115	19-8	10-15	29-23	Anthony - 24	Stojakovic - 35	17,317
53	2/9	MEMPHIS	W	86-83	20-8	10-15	30-23	Anthony/Miller - 20	Battier - 13	15,316
54	2/10	@Portland	W	107-98	20-8	11-15	31-23	Lenard - 31	Abdur-Rahim - 20	16,384
55	2/17	PHILADELPHIA	W	106-85	21-8	11-15	32-23	Anthony - 28	Iverson - 27	19,099$
56	2/20	@Orlando	L	98-102	21-8	11-16	32-24	Anthony - 35	Howard - 24	15,588
57	2/21	@Miami	L	81-97	21-8	11-17	32-25	Anthony - 16	Wade - 28	16,500
58	2/23	@Memphis	L	106-109	21-8	11-18	32-26	Anthony - 26	Gasol - 25	13,423
59	2/25	LA LAKERS	L	111-112	21-9	11-18	32-27	Anthony - 35	Bryant - 35	19,812$
60	2/28	@San Antonio	L	92-117	21-9	11-19	32-28	Anthony - 26	Parker - 29	18,797
61	2/29	NEW YORK	W	107-96	22-9	11-19	33-28	Anthony - 25	K. Thomas - 18	19,099$
62	3/2	NEW JERSEY	L	91-95	22-10	11-19	33-29	Anthony - 26	Kittles - 34	18,044
63	3/6	DETROIT	L	66-97	22-11	11-19	33-30	6 tied - 8	R. Wallace - 20	19,681$
64	3/7	INDIANA	L	94-103	22-12	11-19	33-31	Anthony - 29	O'Neal - 31	19,099$
65	3/9	@Washington	W	117-87	22-12	12-19	34-31	Anthony - 26	Arenas - 23	14,924
66	3/10	@New Jersey	L	97-98	22-12	12-20	34-32	Anthony - 24	Martin - 28	13,083
67	3/12	@Milwaukee	W	117-111	22-12	13-20	35-32	Anthony - 31	Van Horn - 25	18,717
68	3/14	UTAH	W	102-75	23-12	13-20	36-32	Miller - 24	Arroyo - 13	19,522$
69	3/17	@Boston	L	100-104	23-12	13-21	36-33	Anthony - 20	Pierce - 28	17,763
70	3/19	@Detroit	L	75-94	23-12	13-22	36-34	Anthony - 20	Hamilton/R. Wallace - 20	20,076
71	3/21	@Minnesota	L	77-98	23-12	13-23	36-35	Anthony - 13	Garnett - 20	19,557
72	3/22	LA CLIPPERS	W	102-80	24-12	13-23	37-35	Anthony - 22	Drobnjak - 24	16,673
73	3/24	MINNESOTA	W	101-92	25-12	13-23	38-35	Anthony - 25	Garnett - 24	19,099$
74	3/26	@Seattle	L	86-102	25-12	13-24	38-36	Anthony - 21	Allen - 27	17,072
75	3/27	@Utah	L	83-85	25-12	13-25	38-37	Anthony - 25	Arroyo - 19	19,911
76	3/30	SEATTLE	W	124-119	26-12	13-25	39-37	Anthony - 41	Lewis - 26	17,699
77	4/2	HOUSTON	W	110-100	27-12	13-25	40-37	Anthony/Camby - 20	Yao - 23	19,680$
78	4/7	@Phoenix	W	111-96	27-12	14-25	41-37	Anthony - 36	Johnson - 22	16,797
79	4/9	@Houston	L	103-106	27-12	14-26	41-38	Camby - 23	Francis - 33	18,148
80	4/10	PORTLAND	W	110-100*	28-12	14-26	42-38	Anthony - 30	Miles/Randolph - 23	19,794$
81	4/12	SACRAMENTO	W	97-89	29-12	14-26	43-38	Miller - 21	Stojakovic - 20	19,746$
82	4/14	@San Antonio	L	67-93	29-12	14-27	43-39	Anthony - 12	Duncan - 23	18,797

* Denotes number of overtime periods $ Ball Arena (previously known as Pepsi Center) sellout

2004-05 ROSTER

NO.	PLAYER	POS	HT	WT	COLLEGE/YR	EXP.
15	Carmelo Anthony	F	6-8	230	Syracuse '06	1
11	Earl Boykins	G	5-5	133	Eastern Michigan '98	6
7	Greg Buckner	G/F	6-4	210	Clemson '98	5
23	Marcus Camby	F/C	6-11	235	Massachusetts '97	8
56	Francisco Elson	F/C	7-0	235	California '99	1
12	Luis Flores	G	6-2	200	Manhattan '04	R
1	Voshon Lenard	G	6-4	205	Minnesota '95	8
3	DerMarr Johnson	G	6-9	201	Cincinnati '03	4
6	Kenyon Martin	F	6-9	240	Cincinnati '00	4
24	Andre Miller	G	6-2	200	Utah '99	6
21	Eduardo Najera	F	6-8	240	Oklahoma '00	4
31	Nenê	F	6-11	260	Brazil	2
10	Wesley Person	G/F	6-6	205	Auburn '94	10
41	Mark Pope	F	6-10	235	Kentucky '96	6
9	Bryon Russell	G/F	6-7	225	Long Beach State '93	11
22	Nikoloz Tskitishvili	F	7-0	245	Republic of Georgia	1
5	Rodney White	F	6-9	230	Charlotte '04	2

Head Coach: ..... George Karl (North Carolina '73)
Assistant Coaches: ..... Doug Moe (North Carolina '61), Scott Brooks (UC-Irvine '87),
..... Adrian Dantley (Notre Dame '77)
Assistant Coaches/Player Development: ..... Chip Engelland (Duke '83), Rex Kalamian (Cal Poly Pomona '77)
Assistant Coach/Director of Scouting: ..... Bill Branch (Lenior-Rhyne College '88)
Asst. Coach/Strength & Conditioning: ..... Steve Hess (Ithaca '91)
Athletic Trainer: ..... Jim Gillen (Ft. Hays State '74)
Asst. Athletic Trainer: ..... Derrick Fitts (Colorado State '98)

NUGGETS 2004-05 TEAM HIGHS & LOWS

	HIGH	LOW
Points	127 vs. Wash, 3/22	70 @ Det., 11/26
Field Goals Made	50 vs. Wash., 3/22	25 @ Mem.,(OT), 2/25
Field Goals Attempted	97 (2) @. Phx., 4/18	64 @. Ind., 1/29
Field Goal Percentage	(.571 (2)/40-70) vs. Sea, 4/9	(.333/26-78) @ Det., 1/26
Three-Pointers Made	10 (2), vs. LAL., 3/24	0 @, Det., 1/26
Three-Pointers Attempted	26 vs. LAL., 3/24	2,@ Ind., 1/29
Three-Point Percentage	(1.000)/3-3) @ NO. 4/6	(.000/0-5) @ Det, 1/26
Free-Throws Made	44 @ Mem. (OT), 2/25	5 @ Port., 2/2
Free-Throws Attempted	52 @ Mem. (OT). ,11/14	8 @ Port., 2/2

	HIGH	LOW
Free-Throw Percentage	(.917/33-36) @ NO, 2/27	(.545/12-22) vs. Sea., 11/9
Total Rebounds	54 vs. Mem, 4/15	28 vs. Det., 11/11
Offensive Rebounds	21 @ Orl., 12/18	4 (2) vs. NJ., 11/23
Defensive Rebounds	39 vs. Bos., 2/23	20 (2) vs. Det., 11/11
Assists	40 vs. Cha., 3/16	13 @ Det.., 1/26
Steals	17 vs. Mia., 12/4	2, vs. Cle., 12/2
Turnovers	22 (4), vs. Mem., 4/15	6 @ Sea. (OT), 1/18
Blocked Shots	12 vs. NJ., 11/23	1 (5) last vs.Phx., 4/18
Personal Fouls	32, Ivs. Was., 3/22	14 @ Orl., 12/18

OPPONENTS 2004-05 TEAM HIGHS & LOWS

	HIGH	LOW
Points	128 @ Phx., 4/18	67 by NO, 11/29
Field Goals Made	50 @ Orl., 12/18	24 by Atl.,3/1
Field Goals Attempted	95 by GS, 4/11	65 by Atl., 3/1
Field Goal Percentage	(.581/50-86) @ Orl., 12/18	(.318/28-88) by SA, 4/1
Three-Pointers Made	15 @ Hou., 4/16	1 (3) @ LAC, 3/5
Three-Pointers Attempted	34 by GS, 4/11	6 by Atl., 3/1
Three-Point Percentage	(.625/15-24) @ Hou., 4/16	(.111/1-9) by Dal., 11/21
Free-Throws Made	35 by LAC, 1/3	8 by NO, 11/29
Free-Throws Attempted	46 by Was., 3/22	8 by NO, 11/29

	HIGH	LOW
Free-Throw Percentage	(1.000/8-8) by NO, 11/29	(.579/11-19) by Mem., 1/21
Total Rebounds	58 by Phx., 3/13	24 by Mem., 1/21
Offensive Rebounds	19 by SA, 4/1	5 (2) last by Mem., 1/21
Defensive Rebounds	42 by Phx., 3/13	19 (2) @ Port., 4/2
Assists	32 (2) @ Hou., 4/16	13 by Atl., 3/1
Steals	14 by Dal., 11/21	3 (3) @ NO, 4/6
Turnovers	26 (2) by Port., 3/7	8 by Mem., 1/21
Blocked Shots	12 @ NO, 4/6	0 (2) @ Port., 4/2
Personal Fouls	37 @ Mem. (OT), 2/25	13 @ Port., 2/2

2004-05 GAME-BY-GAME RESULTS (49-33)

NO.	DATE	OPPONENT	W-L	SCORE	HOME	ROAD	TOTAL	DEN. HIGH SCORER	OPP. HIGH SCORER	ATTEND.
1	11/2	@L.A. Lakers	L	78-89	0-0	0-1	0-1	Anthony– 20	Bryant - 25	18,997
2	11/4	MINNESOTA	W	94-92*	1-0	0-1	1-1	Anthony/Miller - 19	Garnett – 25	19,099$
3	11/6	UTAH	L	82-106	1-1	0-1	1-2	Boykins - 17	Boozer - 30	19,099$
4	11/8	@Utah	L	91-102	1-1	0-2	1-3	Anthony- 17	Kirilenko - 24	18,667
5	11/9	SEATTLE	L	88-108	1-2	0-2	1-4	Anthony - 20	Allen - 30	12,962
6	11/11	DETROIT	W	117-109	2-2	0-2	2-4	Anthony - 34	Hamilton - 25	16,711
7	11/14	@Sacramento	L	89-101	2-2	0-3	2-5	Anthony – 28	Miller - 26	17,317
8	11/17	TORONTO	W	112-106	3-2	0-3	3-5	Anthony - 30	Rose - 30	14,818
9	11/19	CHICAGO	W	99-81	4-2	0-3	4-5	Boykins - 32	Nocioni - 22	17,171
10	11/21	DALLAS	W	110-82	5-2	0-3	5-5	Buckner - 28	Harris - 15	15,622
11	11/23	NEW JERSEY	W	90-88	6-2	0-3	6-5	Martin- 22	Jefferson - 26	13,448
12	11/26	SAN ANTONIO	L	75-89	6-3	0-3	6-6	Anthony - 24	Duncan - 23	19,099$
13	11/27	@Houston	W	82-76	6-3	1-3	7-6	Miller - 20	McGrady/Padgett - 14	18,145
14	11/29	NEW ORLEANS	W	76-67	7-3	1-3	8-6	Boykins - 22	Nailon - 16	13,119
15	12/2	CLEVELAND	L	73-92	7-4	1-3	8-7	Anthony - 14	James - 17	19,152$
16	12/4	MIAMI	W	104-95	8-4	1-3	9-7	Anthony- 28	Wade - 26	18,282
17	12/6	ORLANDO	W	115-102	9-4	1-3	10-7	Miller - 29	Howard/Francis - 23	14,912
18	12/8	@Washington	W	111-105	9-4	2-3	11-7	Miller - 34	Arenas - 28	16,080
19	12/10	@Toronto	W	101-87	9-4	3-3	12-7	Anthony - 28	Alston - 25	17,197
20	12/12	@New York	L	96-107	9-4	3-4	12-8	Anthony - 26	Crawford - 31	19,763
21	12/14	@Philadelphia	L	102-110	9-4	3-5	12-9	Anthony - 29	Iverson - 31	15,392
22	12/15	@Boston	W	100-99	9-4	4-5	13-9	Anthony - 25	Pierce - 31	15,371
23	12/17	@Miami	L	100-107	9-4	4-6	13-10	Miller - 24	Wade - 25	19,984
24	12/18	@Orlando	L	95-117	9-4	4-7	13-11	D. Johnson - 18	Mobley - 19	15,531
25	12/20	PHOENIX	L	105-107	9-5	4-7	13-12	Miller - 23	Stoudemire - 32	19,609$
26	12/22	@Seattle	L	83-98	9-5	4-8	13-13	Miller - 20	Lewis- 21	17,072
27	12/26	DALLAS	L	88-102	9-6	4-8	13-14	Miller - 18	Nowitzki- 36	19,099$
28	12/27	@Golden State	L	101-104	9-6	4-9	13-15	Miller- 21	Pietrus - 24	16,819
29	12/31	PHILADELPHIA	W	97-92	10-6	4-9	14-15	Anthony - 24	Iverson - 29	19,099$
30	1/2	@L.A. Lakers	L	91-99	10-6	4-10	14-16	Anthony - 27	Bryant - 42	18,997
31	1/3	L.A. CLIPPERS	L	98-102	10-7	4-10	14-17	Anthony - 21	Maggette-33	14,817
32	1/8	@San Antonio	L	90-99	10-7	4-11	14-18	Martin - 26	Ginobili - 22	18,797
33	1/9	HOUSTON	L	98-116	10-8	4-11	14-19	Anthony - 27	McGrady - 45	18,227
34	1/11	@Sacramento	L	100-109	10-8	4-12	14-20	Martin - 17	Stojakovic - 27	17,317
35	1/12	L.A. LAKERS	W	95-83	11-8	4-12	15-20	Martin - 18	Butler - 18	18,171
36	1/14	MINNESOTA	L	83-93	11-9	4-12	15-21	Martin - 23	Sprewell- 29	18,906
37	1/17	@Golden State	L	97-107	11-9	4-13	15-22	Anthony - 24	Richardson - 42	15,591
38	1/18	@Seattle	W	116-110*	11-9	5-13	16-22	Miller - 30	Radmanovic - 25	15,555
39	1/21	MEMPHIS	W	92-82	12-9	5-13	17-22	Boykins- 25	Wright - 17	18,056
40	1/23	@Dallas	L	93-95	12-9	5-14	17-23	Martin - 19	Nowitzki - 35	19,744
41	1/25	@Chicago	L	107-111	12-9	5-15	17-24	Anthony- 32	Hinrich - 23	18,911
42	1/26	@Detroit	L	70-87	12-9	5-16	17-25	Boykins - 14	B. Wallace - 14	22,076
43	1/28	@Milwaukee	W	106-100	12-9	6-16	18-25	Anthony - 25	Redd - 26	16,219
44	1/29	@Indiana	W	95-88	12-9	7-16	19-25	Martin- 25	O'Neal - 22	18,345
45	2/1	NEW YORK	W	96-76	13-9	7-16	20-25	Martin - 27	Crawford - 20	15,821
46	2/2	@Portland	L	94-97	13-9	7-17	20-26	Miller - 27	Van Exel - 26	14,256
47	2/5	GOLDEN STATE	W	107-91	14-9	7-17	21-26	Martin- 24	Claxton - 17	19,099$
48	2/8	UTAH	W	97-87	15-9	7-17	22-26	Anthony- 25	Okur - 21	15,898
49	2/9	@Minnesota	L	92-98	15-9	7-18	22-27	Anthony - 21	Garnett - 24	15,442
50	2/11	@Cleveland	W	106-101	15-9	8-18	23-27	Boykins - 20	James - 35	20,562
51	2/13	@New Jersey	L	79-94	15-9	8-19	23-28	Anthony - 18	Carter - 23	16,125
52	2/15	@Atlanta	W	100-96	15-9	9-19	24-28	Anthony - 22	Walker - 22	19,043
53	2/16	@Charlotte	L	88-94	15-9	9-20	24-29	Anthony - 21	Rush- 20	11,754
54	2/23	BOSTON	W	107-86	16-9	9-20	25-29	Miller - 22	West - 17	17,987
55	2/25	@Memphis	W	97-94*	16-9	10-20	26-29	Boykins - 19	Cardinal - 28	18,119
56	2/27	@New Orleans	W	94-93	16-9	11-20	27-29	Anthony - 31	Dickau - 22	14,548
57	3/1	ATLANTA	W	97-74	17-9	11-20	28-29	Anthony - 23	Harrington - 18	15,341
58	3/3	INDIANA	W	96-87	18-9	11-20	29-29	Anthony - 26	Jackson - 16	17,811
59	3/5	@L.A. Clippers	W	105-89	18-9	12-20	30-29	Boykins - 22	Simmons - 18	18,423
60	3/7	PORTLAND	W	111-98	19-9	12-20	31-29	Anthony - 23	Stoudamire - 24	18,707
61	3/12	@San Antonio	W	90-87	19-9	13-20	32-29	Martin - 23	Parker - 25	18,797
62	3/13	PHOENIX	L	101-106	19-10	13-20	32-30	Martin - 21	Nash - 25	19,566$
63	3/16	CHARLOTTE	W	120-101	20-10	13-20	33-30	Anthony - 25	Bogans - 19	16,527
64	3/18	L.A. CLIPPERS	W	115-96	21-10	13-20	34-30	Anthony - 21	Maggette - 26	18,915
65	3/20	MILWAUKEE	W	114-103	22-10	13-20	35-30	Miller - 22	Mason - 24	16,816
66	3/22	WASHINGTON	W	127-98	23-10	13-20	36-30	Johnson - 20	Arenas - 25	16,712
67	3/24	L.A. LAKERS	W	117-96	24-10	13-20	37-30	Boykins - 21	Butler - 22	19,866$
68	3/26	SACRAMENTO	W	113-99	25-10	13-20	38-30	Anthony- 28	Stojakovic - 24	19,729$
69	3/28	@Phoenix	L	114-123	25-10	13-21	38-31	Anthony - 22	Marion - 30	18,422
70	3/30	@Utah	W	109-98	25-10	14-21	39-31	Miller - 24	Okur - 23	17,444
71	4/1	SAN ANTONIO	W	102-84	26-10	14-21	40-31	Boykins - 23	Parker - 17	19,730$
72	4/2	@Portland	W	103-97	26-10	15-21	41-31	Anthony - 23	Stoudamire - 27	17,638
73	4/5	@Memphis	W	94-91	26-10	16-21	42-31	Anthony - 24	Gasol - 18	18,119
74	4/6	@New Orleans	W	94-83	26-10	17-21	43-31	Anthony - 18	Dickau - 20	14,654
75	4/8	@Minnesota	W	107-104	26-10	18-21	44-31	Anthony - 26	Cassell - 27	19,904
76	4/9	SEATTLE	W	121-105	27-10	18-21	45-31	Anthony - 24	Allen - 32	19,751$
77	4/11	GOLDEN STATE	W	122-106	28-10	18-21	46-31	Anthony - 32	Davis - 28	18,045
78	4/13	NEW ORLEANS	W	116-102	29-10	18-21	47-31	Anthony - 19	Smith - 25	17,316
79	4/15	MEMPHIS	W	111-102	30-10	18-21	48-31	Anthony - 22	Miller - 17	19,735$
80	4/16	@Houston	L	87-115	30-10	18-22	48-32	Martin - 22	McGrady - 32	18,216
81	4/18	@Phoenix	L	114-128	30-10	18-23	48-33	Anthony- 36	Stoudemire/Johnson - 26	18,422
82	4/19	PORTLAND	W	119-115	31-10	18-23	49-33	Anthony - 36	Miles - 47	19,099$

* Denotes number of overtime periods $ Ball Arena (previously known as Pepsi Center) sellout

2005-06 ROSTER

NO.	PLAYER	POS	HT	WT	COLLEGE/YR	EXP.
15	Carmelo Anthony	F	6-8	230	Syracuse '06	2
11	Earl Boykins	G	5-5	133	Eastern Michigan '98	7
7	Greg Buckner	G/F	6-4	210	Clemson '98	6
23	Marcus Camby	F/C	6-11	235	Massachusetts '97	9
56	Francisco Elson	F/C	7-0	235	California '99	2
30	Reggie Evans	F	6-8	245	Iowa	3
32	Julius Hodge	G	6-7	210	North Carolina State	R
3	DerMarr Johnson	G	6-9	201	Cincinnati '03	5
43	Linas Kleiza	F	6-8	235	Missouri	R
1	Voshon Lenard	G	6-4	205	Minnesota '95	10
6	Kenyon Martin	F	6-9	240	Cincinnati '00	5
24	Andre Miller	G	6-2	200	Utah '99	6
21	Eduardo Najera	F	6-8	240	Oklahoma '00	5
31	Nenê	F	6-11	260	Brazil	3
22	Ruben Patterson	G/F	6-5	224	Cincinnati	7
9	Bryon Russell	G/F	6-7	225	Long Beach State '93	12
8	Earl Watson	G	6-1	195	UCLA	4

Head Coach: ..... George Karl (North Carolina '73)
Assistant Coaches: ..... Doug Moe (North Carolina '61), Scott Brooks (UC-Irvine '87),
..... Adrian Dantley (Notre Dame '77), Tim Grgurich (Pittsburgh '64)
Assistant Coach/Player Development: ..... John Welch (UNLV '86)
Assistant Coach/Director of Scouting: ..... Bill Branch (Lenior-Rhyne College '88)
Asst. Coach/Strength & Conditioning: ..... Steve Hess (Ithaca '91)
Athletic Trainer: ..... Jim Gillen (Ft. Hays State '74)
Asst. Athletic Trainer: ..... Derrick Fitts (Colorado State '98)

NUGGETS 2005-06 TEAM HIGHS & LOWS

	HIGH	LOW
Points	139 vs. Phx. (3OT), 1/10	78 @ Hou., 3/3
Field Goals Made	51 vs. Phx. (3OT), 1/10	26 vs. S.A., 12/31
Field Goals Attempted	104 vs. Phx. (3OT), 1/10	69 (2) last @ Mem., 3/17
Field Goal Percentage	(.640/48-75) vs. Mem., 3/6	(.333/30-90) @ Hou., 3/3
Three-Pointers Made	11 @ Hou., 1/8	0 (3) last vs. Phx., 2/15
Three-Pointers Attempted	25 (2) last @ Sea., 4/19	5 vs. Orl., 3/4
Three-Point Percentage	(.750)/6-8) vs. Mem., 3/6	(.000/0-14) (3) last vs. Phx., 2/15
Free-Throws Made	36 (2) last vs. Chi., 2/8	9 (3) last @ Min., 2/24
Free-Throws Attempted	47 vs. NJ, 11/28	14 @ Min., 2/24

	HIGH	LOW
Free-Throw Percentage	(.923/36-39) vs. Atl., 12/6	(.525/21-40) vs. GS, 4/8
Total Rebounds	60 vs. Port., 11/4	23 @ Utah, 2/1
Offensive Rebounds	22 vs. Det., 3/1	3 @ LAC, 4/4
Defensive Rebounds	45 vs. Port., 11/4	17 vs. Utah, 3/29
Assists	34 (2) last @ LAC, 4/4	12 @ Dal., 4/2
Steals	18 vs. Dal., 2/10	2 @ Tor., 3/10
Turnovers	25 @ Sea., 4/19	6 @ Utah, 2/1
Blocked Shots	14 vs. Port., 11/4	1 (3) last @ Mem., 3/17
Personal Fouls	33 @ Orl., 12/10	11 @ Min., 1/13

OPPONENTS 2005-06 TEAM HIGHS & LOWS

	HIGH	LOW
Points	137 @ Phx. (3OT), 1/10	68 by Portland, 11/4
Field Goals Made	50 by Phx. (3OT), 1/10	27 by Hou., 12/23
Field Goals Attempted	104 by Phx. (3OT), 1/10	65 by Utah, 3/29
Field Goal Percentage	(.585/38-65) by Utah, 3/29	(.314/ 27-86) by Hou.,12/23
Three-Pointers Made	14 (2) last by Phx., 2/15	0 @ NOK, 11/16
Three-Pointers Attempted	35 by Phx. (3OT), 1/10	8 (3) last by Orl., 3/4
Three-Point Percentage	(.700/7-10) by Mem., 3/6	(.000/0-13) @ NOK, 11/16
Free-Throws Made	33 by Utah, 3/29	7 by Port., 11/4
Free-Throws Attempted	41 by Utah, 3/29	10 by Phx., 2/15

	HIGH	LOW
Free-Throw Percentage	(1.000/10-10) by Phx., 2/15	(.350/7-20) by Port., 11/4
Total Rebounds	54 @ Phi., 3/9	21 by Mem., 3/6
Offensive Rebounds	22@ Phi., 3/9	by Mem., 3/6
Defensive Rebounds	40 by Phx., 2/15	15 by Orl., 3/4
Assists	36 (2) last Phx. (3OT), 1/10	15 by LAC, 11/25
Steals	13 (2) last @ Sea., 4/19	1 by LAC, 1/27
Turnovers	26 @ Cha., 12/13	5 @ Tor., 3/10
Blocked Shots	15 by Phi., 12/27	1 (3) last by Phx., 2/15
Personal Fouls	34 @ Sea. (OT), 2/12	12 @ Min., 1/13

2005-06 GAME-BY-GAME RESULTS (44-38)

NO.	DATE	OPPONENT	W-L	SCORE	HOME	ROAD	TOTAL	DEN. HIGH SCORER	OPP. HIGH SCORER	ATTEND.
1	11/1	@San Antonio	L	91-102	0-0	0-1	0-1	Anthony – 23	Parker – 26	18,797
2	11/2	L.A. LAKERS	L	97-99*	0-1	0-1	0-2	Camby – 19	Bryant – 33	19,245$
3	11/4	PORTLAND	W	107-68	1-1	0-1	1-2	Camby – 23	Miles – 13	15,595
4	11/6	@L.A. Lakers	L	92-112	1-1	0-2	1-3	Anthony – 21	Bryant – 37	18,997
5	11/9	SACRAMENTO	W	107-91	2-1	0-2	2-3	Camby – 20	Stojakovic – 26	12,371
6	11/11	@Sacramento	L	85-101	2-1	0-3	2-4	Camby – 20	Stojakovic – 23	17,317
7	11/13	MINNESOTA	W	102-91	3-1	0-3	3-4	Anthony – 23	Szczerbiak – 20	16,545
8	11/15	@Dallas	L	80-83	3-1	0-4	3-5	Anthony – 24	Nowitzki – 35	20,189
9	11/16	@N. Orleans/OKC^	W	91-81	3-1	1-4	4-5	Anthony – 31	Paul – 18	18,442
10	11/18	NEW YORK	W	95-86	4-1	1-4	5-5	Anthony – 25	Frye – 22	18,218
11	11/20	MEMPHIS	W	99-83	5-1	1-4	6-5	Anthony/Camby – 21	Gasol – 24	16,072
12	11/22	@Washington	W	108-105	5-1	2-4	7-5	Anthony – 28	Arenas – 36	15,980
13	11/23	@Detroit	L	89-114	5-1	2-5	7-6	Camby – 15	Hamilton – 19	22,076
14	11/25	L.A. CLIPPERS	W	105-95	6-1	2-5	8-6	Anthony – 35	Maggette – 22	18,142
15	11/28	NEW JERSEY	L	92-101	6-2	2-5	8-7	Martin – 26	Carter – 25	13,817
16	11/30	N. ORLEANS/OKC	L	95-102	6-3	2-5	8-8	Miller – 33	Mason – 26	15,603
17	12/2	@Phoenix	L	97-102	6-3	2-6	8-9	Camby – 33	Marion – 22	17,852
18	12/3	MIAMI	W	101-99	7-3	2-6	9-9	Anthony – 23	Wade – 32	18,196
19	12/6	ATLANTA	W	125-116	8-3	2-6	10-9	Anthony – 26	Harrington – 35	13,206
20	12/9	@Miami	W	100-92	8-3	3-6	11-9	Anthony – 40	Wade – 37	19,896
21	12/10	@Orlando	L	83-94	8-3	3-7	11-10	Anthony – 23	Stevenson – 18	16,569
22	12/13	@Charlotte	W	101-85	8-3	4-7	12-10	Anthony – 42	Okafor – 17	13,288
23	12/15	@Cleveland	L	85-94	8-3	4-8	12-11	Anthony – 23	James – 26	17,182
24	12/16	@New Jersey	L	106-115*	8-3	4-9	12-12	Miller – 22	Carter – 34	13,947
25	12/18	@Atlanta	L	107-110*	8-3	4-10	12-13	Anthony – 37	Johnson – 30	16,674
26	12/21	WASHINGTON	L	110-116	8-4	4-10	12-14	Anthony – 29	Arenas – 36	18,467
27	12/23	HOUSTON	W	108-86	9-4	4-10	13-14	Anthony – 25	Howard – 18	18,629
28	12/26	@Golden State	W	118-112	9-4	5-10	14-14	Anthony – 28	Richardson – 26	20,007
29	12/27	PHILADELPHIA	L	106-108	9-5	5-10	14-15	Anthony – 45	Iverson – 36	19,667$
30	12/29	SEATTLE	L	105-112	9-6	5-10	14-16	Anthony – 32	Allen – 39	15,641
31	12/31	SAN ANTONIO	L	`88-98	9-7	5-10	14-17	Anthony – 25	Duncan – 25	18,296
32	1/2	BOSTON	W	120-110	10-7	5-10	15-17	Martin – 24	Pierce – 29	14,722
33	1/4	INDIANA	W	106-86	11-7	5-10	16-17	Anthony/Boykins – 23	Jackson – 21	14,041
34	1/6	DALLAS	L	112-114*	11-8	5-10	16-18	Anthony – 28	Nowitzki/Terry – 27	18,256
35	1/8	@Houston	W	92-90	11-8	6-10	17-18	Watson – 20	Alston – 24	15,316
36	1/10	PHOENIX	W	139-137***	12-8	6-10	18-18	Anthony – 43	Bell – 30	14,492
37	1/13	@Minnesota	L	89-103	12-8	6-11	18-19	Anthony – 21	Garnett – 31	18,417
38	1/14	@Milwaukee	W	100-93	12-8	7-11	19-19	Anthony – 38	Redd – 25	18,717
39	1/16	@Chicago	W	97-94	12-8	8-11	20-19	Anthony – 39	Hinrich – 20	21,793
40	1/18	CLEVELAND	W	90-89	13-8	8-11	21-19	Anthony/Boykins – 17	James – 24	19,099$
41	1/20	UTAH	W	113-83	14-8	8-11	22-19	Anthony – 31	Brown – 23	18,183
42	1/22	@San Antonio	W	89-85	14-8	9-11	23-19	Anthony – 20	Mohammed – 17	18,797
43	1/23	TORONTO	W	107-101	15-8	9-11	24-19	Anthony – 37	James – 22	14,826
44	1/25	@Portland	W	97-94	15-8	10-11	25-19	Anthony – 26	Randolph – 18	13,136
45	1/27	L.A. CLIPPERS	L	87-105	15-9	10-11	25-20	Anthony – 25	Brand – 33	18,712
46	1/28	@L.A. Clippers	L	79-112	15-9	10-12	25-21	Anthony – 16	Mobley – 19	18,862
47	1/31	@Sacramento	L	91-98	15-9	10-13	25-22	Anthony – 24	Martin – 25	17,317
48	2/1	@Utah	L	90-103	15-9	10-14	25-23	Anthony – 20	Okur – 28	17,571
49	2/4	PORTLAND	W	105-104	16-9	10-14	26-23	Anthony – 33	Randolph – 28	19,402$
50	2/6	@Golden State	L	114-122	16-9	10-15	26-24	Anthony – 34	Richardson – 28	17,257
51	2/8	CHICAGO	L	107-110	16-10	10-15	26-25	Anthony – 31	Gordon – 30	15,038
52	2/10	DALLAS	W	113-104	17-10	10-15	27-25	Martin – 34	Van Horn – 21	18,853
53	2/12	@Seattle	W	120-112*	17-10	11-15	28-25	Anthony – 33	Allen – 34	16,392
54	2/15	PHOENIX	L	101-116	17-11	11-15	28-26	Anthony – 29	Marion – 21	18,182
55	2/21	CHARLOTTE	W	100-84	18-11	11-15	29-26	Anthony – 24	Felton – 14	16,701
56	2/24	@Minnesota	W	102-101*	18-11	12-15	30-26	Anthony – 30	Garnett – 23	19,356
57	2/27	MILWAUKEE	L	89-110	18-12	12-15	30-27	Anthony – 19	Redd – 24	15,289
58	3/1	DETROIT	W	98-87	19-12	12-15	31-27	Martin – 28	Billups – 27	19,099$
59	3/3	@Houston	L	78-89	19-12	12-16	31-28	Anthony – 34	McGrady – 23	14,727
60	3/4	ORLANDO	W	110-94	20-12	12-16	32-28	Anthony – 24	Hill – 19	19,509$
61	3/6	MEMPHIS	W	115-101	21-12	12-16	33-28	Anthony – 35	Jackson – 22	15,242
62	3/9	@Philadelphia	W	97-93	21-12	13-16	34-28	Anthony – 29	Iverson – 38	18,194
63	3/10	@Toronto	W	108-97	21-12	14-16	35-28	Miller – 23	James – 26	17,806
64	3/12	@Boston	L	101-106	21-12	14-17	35-29	Anthony – 36	Pierce – 36	18,624
65	3/13	@New York	W	108-96	21-12	15-17	36-29	Anthony – 35	Marbury – 25	19,763
66	3/15	@Indiana	W	101-99	21-12	16-17	37-29	Anthony – 31	Stojakovic – 22	14,826
67	3/17	@Memphis	L	102-116	21-12	16-18	37-30	Anthony – 33	Miller – 41	17,222
68	3/18	@N. Orleans/OKC	W	109-94	21-12	17-18	38-30	Anthony – 28	West – 24	17,912
69	3/22	SAN ANTONIO	W	104-92	22-12	17-18	39-30	Anthony – 32	Ginobili – 26	17,455
70	3/24	SEATTLE	W	117-104	23-12	17-18	40-30	Anthony – 31	Ridnour – 18	19,099$
71	3/25	@Phoenix	L	96-107	23-12	17-19	40-31	Anthony – 28	Marion/Nash – 21	18,422
72	3/29	UTAH	L	104-115	23-13	17-19	40-32	Anthony – 31	Okur – 24	16,476
73	3/31	MINNESOTA	W	106-94	24-13	17-19	41-32	Anthony – 32	Garnett – 22	19,497$
74	4/2	@Dallas	L	79-103	24-13	17-20	41-33	Anthony – 25	Nowitzki – 30	20,251
75	4/4	@L.A. Clippers	L	109-111	24-13	17-21	41-34	Anthony – 24	Cassell – 19	17,365
76	4/6	L.A. LAKERS	W	110-108*	25-13	17-21	42-34	Anthony – 33	Bryant – 42	19,629$
77	4/8	GOLDEN STATE	W	95-92	26-13	17-21	43-34	Anthony – 28	Fisher/Diogu – 19	18,777
78	4/10	@Portland	W	110-98	26-13	18-21	44-34	Anthony – 28	Telfair/Lenard – 21	13,324
79	4/12	@Utah	L	83-104	26-13	18-22	44-35	Anthony – 18	Boozer – 25	17,817
80	4/15	SACRAMENTO	L	82-100	26-14	18-22	44-36	Patterson – 20	Bibby – 23	18,209
81	4/17	HOUSTON	L	83-86	26-15	18-22	44-37	Anthony – 22	Howard – 31	16,147
82	4/19	@Seattle	L	98-109	26-15	18-23	44-38	Johnson – 22	Allen – 27	16,746

* Denotes number of overtime periods $ Ball Arena (previously known as Pepsi Center) sellout ^ Oklahoma City

2006-07 ROSTER

NO.	PLAYER	POS	HT	WT	COLLEGE	EXP.
15	Carmelo Anthony	F	6-8	230	Syracuse	3
25	Steve Blake	G	6-3	172	Maryland	3
11	Earl Boykins	G	5-5	133	Eastern Michigan	8
23	Marcus Camby	F/C	6-11	235	Massachusetts	10
4	Anthony Carter	G	6-2	195	Hawaii	7
5	Yakhouba Diawara	G/F	6-7	225	Pepperdine	R
30	Reggie Evans	F	6-8	245	Iowa	4
3	Allen Iverson	G	6-0	165	Georgetown	10
32	Julius Hodge	G	6-7	210	North Carolina State	1
8	DerMarr Johnson	G	6-9	201	Cincinnati	6
43	Linas Kleiza	F	6-8	235	Missouri	1
6	Kenyon Martin	F	6-9	240	Cincinnati	6
24	Andre Miller	G	6-2	200	Utah	7
21	Eduardo Najera	F	6-8	240	Oklahoma	6
31	Nenê	F	6-11	260	Brazil	4
7	Jamal Sampson	F/C	6-11	265	California	4
1	J.R. Smith	G	6-6	220	St. Benedict's Prep (NJ)	2
22	Von Wafer	G	6-5	210	Florida State	1

Head Coach: George Karl (North Carolina)
Assistant Coaches: Doug Moe (North Carolina), Mike Dunlap (Loyola Marymount), Adrian Dantley (Notre Dame), Tim Grgurich (Pittsburgh)
Assistant Coach/Player Development: John Welch (UNLV), Jamahl Mosley (Colorado), Rick Brunson (Temple)
Assistant Coach/Director of Scouting: Bill Branch (Lenior-Rhyne College)
Asst. Coach/Strength & Conditioning: Steve Hess (Ithaca)
Athletic Trainer: Jim Gillen (Ft. Hays State)

NUGGETS 2006-07 TEAM HIGHS & LOWS

	HIGH	LOW
Points	140 vs. GSW, 11/24	75 vs. DAL, 4/6
Field Goals Made	52 vs. GSW, 11/24	27 vs. DAL, 4/6
Field Goals Attempted	98 vs. NOK (OT), 2/7	67 vs. UTA, 2/23
Field Goal Percentage	.597 (43-72) @ CLE, 3/25	.348 (32-92) vs. HOU, 1/12
Three-Pointers Made	15 @ HOU, 1/20 (OT)	1 (3) vs. DAL, 4/6
Three-Pointers Attempted	30 vs. SAC, 12/22	7 vs. DAL, 4/6
Three-Point Percentage	.667 (10-15) vs. LAL, 3/15	.100 (1-10) @ WAS, 12/13
Free-Throws Made	39 vs. LAL, 4/9	5 @ SAS, 4/18
Free-Throws Attempted	49 vs. LAL, 4/9	15 vs. SAS, 1/10

	HIGH	LOW
Free-Throw Percentage	.897 (2) @ NY (26-29), 12/16	.313 (5-16) @ SAS, 4/18 *
Total Rebounds	61 @ SAC, 2/3	30 @ MIN, 2/14
Offensive Rebounds	22 vs. GSW, 2/12	2 @ CLE, 3/25
Defensive Rebounds	46 @ SAC, 2/3	20 @ POR, 1/31
Assists	42 vs. GSW, 11/24 *	12 @ PHX, 3/30
Steals	17 @ CHA, 11/12	2 (2) vs. HOU, 3/2
Turnovers	25 @ GSW, 11/22	7 @ BOS, 12/15
Blocked Shots	11 @ NOK, 4/13	0 @ TOR, 3/23
Personal Fouls	32 @ MEM, 4/14	10 @ CLE, 3/25

OPPONENTS 2006-07 TEAM HIGHS & LOWS

	HIGH	LOW
Points	133 @ MEM, 4/14	71 vs. DAL, 4/6
Field Goals Made	53 by GSW, 11/24	29 @ SAS, 4/18
Field Goals Attempted	112 by WAS, 12/18 *	68 @ ORL, 11/15
Field Goal Percentage	.578 @ MEM, 4/14	.358 (29-81) @ SAS, 4/18
Three-Pointers Made	16 @ GSW, 3/7	2 (4) @ LAC, 4/7
Three-Pointers Attempted	34 @ GSW, 3/7	6 @ MEM, 4/14
Three-Point Percentage	.667 (4-6) @ MEM, 4/14	.133 (2-15) @ CHA, 11/12
Free-Throws Made	33 @ MEM, 4/14	8 (4) by DAL, 4/6
Free-Throws Attempted	43 @ MEM, 4/14	10 (2) @ CLE, 3/25

	HIGH	LOW
Free-Throw Percentage	.917 (2) @ TOR, 3/23	.429 (9-21) by SAS, 1/10
Total Rebounds	57 by NOK (OT), 2/7	33 by SEA, 12/28
Offensive Rebounds	21 (2) @ CHI, 3/22	4 by HOU, 1/12
Defensive Rebounds	41 @ NOK, 12/29	17 @ SEA, 4/1
Assists	39 @ LAL, 1/5	14 (2) @ SAS, 4/18
Steals	14 (4) @ MEM, 4/14	3 (2) @ LAL, 4/3
Turnovers	29 @ CHA, 11/12 *	8 by TOR, 11/18
Blocked Shots	12 by BOS, 12/26	0 @ SEA, 1/23
Personal Fouls	34 by WAS, 12/18	13 @ MIN, 2/14

* Denotes NBA High/Low

2006-07 GAME-BY-GAME RESULTS (45-37)

NO.	DATE	OPPONENT	W-L	SCORE	HOME	ROAD	TOTAL	DEN. HIGH SCORER	OPP. HIGH SCORER	ATTEND.
1	11/2	@L.A. Clippers	L	95-96	0-0	0-1	0-1	J.R. Smith – 21	Cassell – 35	18,050
2	11/3	MINNESOTA	L	109-112	0-1	0-1	0-2	Anthony/Boykins – 28	Garnett – 27	19,234$
3	11/8	NEW YORK	L	107-109	0-2	0-1	0-3	Anthony – 37	Crawford – 35	14,315
4	11/10	@Philadelphia	W	108-101	0-2	1-1	1-3	Anthony – 31	Korver – 23	16,374
5	11/12	@Charlotte	W	108-101	0-2	2-1	2-3	Anthony – 36	Okafor – 22	13,203
6	11/14	@Miami	W	112-105	0-2	3-1	3-3	Anthony – 33	Wade – 37	19,600
7	11/15	@Orlando	L	99-108	0-2	3-2	3-4	Anthony – 34	Dooling – 25	15,463
8	11/18	TORONTO	W	117-109	1-2	3-2	4-4	Anthony – 34	Bosh – 31	15,531
9	11/21	CHICAGO	W	113-109	2-2	3-2	5-4	J.R. Smith – 36	Hinrich – 28	16,172
10	11/22	@Golden State	W	115-112	2-2	4-2	6-4	Anthony – 33	Richardson – 24	17,505
11	11/24	GOLDEN STATE	W	140-129	3-2	4-2	7-4	J.R. Smith – 31	Biedrins – 31	16,234
12	11/26	L.A. CLIPPERS	W	103-88	4-2	4-2	8-4	Anthony – 33	Maggette – 22	14,236
13	11/28	MEMPHIS	L	96-108	4-3	4-2	8-5	Anthony – 37	Warrick – 25	12,435
14	12/1	@Minnesota	W	106-92	4-3	5-2	9-5	Anthony – 35	Garnett/Davis – 21	14,768
15	12/2	INDIANA	W	121-101	5-3	5-2	10-5	Anthony – 38	Tinsley – 25	19,155$
16	12/6	ATLANTA	L	96-98	5-4	5-2	10-6	Anthony – 24	J. Johnson – 27	13,126
17	12/8	MIAMI	W	123-107	6-4	5-2	11-6	J.R. Smith – 37	Wade/Haslem – 21	19,155$
18	12/9	@Dallas	L	90-105	6-4	5-3	11-7	Anthony/J.R. Smith – 18	Howard – 30	20,343
19	12/12	@Atlanta	W	100-87	6-4	6-3	12-7	Anthony – 26	Josh Smith – 21	14,831
20	1213	@Washington	L	91-120	6-4	6-4	12-8	Anthony – 37	Arenas – 34	14,304
21	12/15	@Boston	L	114-119	6-4	6-5	12-9	Anthony – 42	Pierce – 38	15,607
22	12/16	@New York	W	123-100	6-4	7-5	13-9	Anthony – 34	Marbury – 31	19,763
23	12/18	WASHINGTON	W	117-108	7-4	7-5	14-9	Boykins – 29	Butler – 26	14,285
24	12/22	SACRAMENTO	L	96-101	7-5	7-5	14-10	Boykins – 25	Miller/Salmons – 21	18,022
25	12/26	BOSTON	W	116-105	8-5	7-5	15-10	Iverson – 28	Green/Allen – 18	17,914
26	12/28	SEATTLE	W	112-98	9-5	7-5	16-10	Iverson – 44	Wilkins – 26	17,400
27	12/29	@N. Orleans/OKC^	L	89-99	9-5	7-6	16-11	Boykins – 26	Butler – 20	19,344
28	12/31	DALLAS	L	85-89	9-6	7-6	16-12	Iverson – 28	Howard – 28	18,423
29	1/2	PHILADELPHIA	L	97-108	9-7	7-6	16-13	Iverson – 30	Korver – 26	17,436
30	1/5	@L.A. Lakers	L	104-123	9-7	7-7	16-14	Boykins – 24	Parker – 23	18,997
31	1/6	UTAH	L	84-96	9-8	7-7	16-15	Iverson – 22	Williams – 28	18,341
32	1/8	MILWAUKEE	W	104-92	10-8	7-7	17-15	Boykins – 26	Patterson – 29	14,220
33	1/10	SAN ANTONIO	L	83-92	10-9	7-7	17-16	Iverson – 33	Parker – 26	16,486
34	1/12	HOUSTON	L	86-90	10-10	7-7	17-17	Iverson – 28	Battier – 25	17,333
35	1/14	@Portland	W	109-93	10-10	8-7	18-17	Iverson – 32	Rodriguez – 23	16,890
36	1/19	CLEVELAND	W	110-99	11-10	8-7	19-17	Camby – 26	James – 30	19,155$
37	1/20	@Houston	W	121-113*	11-10	9-7	20-17	Iverson – 36	McGrady – 24	18,233
38	1/22	MEMPHIS	W	115-98	12-10	9-7	21-17	Anthony – 28	Gasol – 23	19,155$
39	1/23	@Seattle	W	117-112	12-10	10-7	22-17	Anthony – 34	Allen – 44	17,072
40	1/26	@Utah	L	111-116	12-10	10-8	22-18	Anthony – 37	Booxer – 25	19,911
41	1/27	NEW JERSEY	L	102-112	12-11	10-8	22-19	J.R. Smith – 28	Carter – 40	19,737$
42	1/29	CHARLOTTE	L	101-105	12-12	10-8	22-20	Iverson – 31	Wallace – 25	15,898
43	1/31	@Portland	L	91-100	12-12	10-9	22-21	Anthony – 33	Randolph – 26	19,980
44	2/2	PORTLAND	W	114-107*	13-12	10-9	23-21	Anthony – 33	Randolph – 25	19,290$
45	2/3	@Sacramento	L	87-94	13-12	10-10	23-22	Anthony – 20	Martin – 28	17,317
46	2/5	PHOENIX	L	108-113	13-13	10-10	23-23	Anthony – 31	Stoudemire – 36	19,155$
47	2/7	N. Orleans/OKC	L	112-114*	13-14	10-10	23-24	Anthony – 27	Mason – 23	15,298
48	2/9	@Indiana	W	102-95	13-14	11-10	24-24	Anthony -34	Dunleavy – 23	17,435
49	2/10	@Milwaukee	W	109-102	13-14	12-10	25-24	Anthony – 29	Boykins – 26	18,317
50	2/12	GOLDEN STATE	W	123-111	14-14	12-10	26-24	Anthony/J.R. Smith – 28	Harrington – 24	15,513
51	2/14	@Minnesota	L	94-99	14-14	12-11	26-25	Anthony – 28	Blount – 24	15,797
52	2/20	@San Antonio	L	80-95	14-14	12-12	26-26	Anthony – 15	Parker – 17	18,586
53	2/23	UTAH	L	104-114	14-15	12-12	26-27	Anthony – 36	Williams – 26	19,565$
54	2/24	@Dallas	L	95-115	14-15	12-13	26-28	Anthony – 34	Nowitzki – 31	20,455
55	2/26	@Memphis	W	111-107	14-15	13-13	27-28	Anthony – 33	Miller/Gasol – 21	14,736
56	2/28	ORLANDO	W	111-101	15-15	13-13	28-28	Iverson – 34	Howard – 23	15,371
57	3/2	HOUSTON	L	97-108	15-16	13-13	28-29	Anthony – 30	McGrady – 28	18,938
58	3/6	N. Orleans/OKC	W	106-91	16-16	13-13	29-29	Iverson – 25	Chandler – 15	16,409
59	3/7	@Golden State	L	96-110	16-16	13-14	29-30	Iverson – 35	Davis – 22	19,596
60	3/9	DETROIT	L	82-95	16-17	13-14	29-31	Iverson – 19	Webber – 20	19,790$
61	3/11	@Sacramento	W	113-101	16-17	14-14	30-31	Anthony – 29	Bibby – 34	17,317
62	3/13	PORTLAND	W	107-99	17-17	14-14	31-31	Iverson – 31	Randolph – 26	14,867
63	3/15	L.A. LAKERS	W	113-86	18-17	14-14	32-31	Kleiza – 29	Bryant – 25	19,155$
64	3/17	PHOENIX	W	131-107	19-17	14-14	33-31	Iverson – 44	Barbosa – 25	19,809$
65	3/20	@New Jersey	W	94-90	19-17	15-14	34-31	Anthony – 30	Carter – 29	20,032
66	3/22	@Chicago	L	108-109	19-17	15-15	34-32	Iverson – 31	Gordon – 25	22,646
67	3/23	@Toronto	L	94-121	19-17	15-16	34-33	Kleiza/J.R. Smith – 20	Peterson – 23	20,120
68	3/25	@Cleveland	W	105-93	19-17	16-16	35-33	Anthony – 27	James/Ilgauskas – 18	20,562
69	3/26	@Detroit	L	109-113*	19-17	16-17	35-34	Camby – 24	Billups – 34	22,076
70	3/28	SEATTLE	L	97-100	19-18	16-17	35-35	Anthony – 28	Lewis – 33	16,847
71	3/30	@Phoenix	L	108-125	19-18	16-18	35-36	Anthony – 32	Marion – 33	18,422
72	4/1	@Seattle	W	114-103	19-18	17-18	36-36	Anthony – 32	Watson – 28	16,659
73	4/3	@L.A. Lakers	W	111-105	19-18	18-18	37-36	Anthony – 31	Bryant – 39	18,997
74	4/4	SACRAMENTO	W	120-115	20-18	18-18	38-36	Anthony – 31	Artest – 32	16,045
75	4/6	DALLAS	W	75-71	21-18	18-18	39-36	Anthony – 23	Nowitzki – 22	19,752$
76	4/7	@L.A. Clippers	W	96-93	21-18	19-18	40-36	Iverson – 34	Maggette – 24	19,409
77	4/9	L.A. LAKERS	W	115-111	22-18	19-18	41-36	Anthony – 33	Bryant – 23	19,155$
78	4/11	@Utah	W	115-106	22-18	20-18	42-36	Anthony – 32	Harpring – 31	19,911
79	4/13	@N. Orleans/OKC^	W	107-105	22-18	21-18	43-36	Anthony – 31	West – 31	19,164
80	4/14	@Memphis	L	118-133	22-18	21-19	43-37	Anthony – 28	Atkins/Kinsey – 28	18,119
81	4/16	MINNESOTA	W	122-107	23-18	21-19	44-37	Iverson – 25	Foye/Reed – 19	18,080
82	4/18	@San Antonio	W	100-77	23-18	22-19	45-37	Evans – 19	Udrih – 13	18,797

* Denotes number of overtime periods $ Ball Arena (previously known as Pepsi Center) sellout ^ Oklahoma City

2007-08 ROSTER

NO.	PLAYER	POS	HT	WT	COLLEGE	EXP.
15	Carmelo Anthony	F	6-8	230	Syracuse	4
12	Chucky Atkins	G	5-11	185	South Florida	9
23	Marcus Camby	F/C	6-11	235	Massachusetts	11
25	Anthony Carter	G	6-2	195	Hawaii	8
5	Yakhouba Diawara	G/F	6-7	225	Pepperdine	1
0	Taurean Green	G	6-0	177	Florida	R
45	Steven Hunter	C	7-0	240	DePaul	6
3	Allen Iverson	G	6-0	165	Georgetown	11
11	Bobby Jones	F	6-7	215	Washington	1
43	Linas Kleiza	F	6-8	235	Missouri	2
4	Kenyon Martin	F	6-9	240	Cincinnati	7
34	Jelani McCoy	F/C	6-10	245	UCLA	7
21	Eduardo Najera	F	6-8	240	Oklahoma	7
31	Nenê	F	6-11	260	Brazil	5
1	J.R. Smith	G	6-6	220	St. Benedict's Prep (NJ)	3
22	Von Wafer	G	6-5	210	Florida State	2
29	Mike Wilks	G	5-10	180	Rice	5

Head Coach: ..... George Karl (North Carolina)
Assistant Coaches: ..... Doug Moe (North Carolina), Mike Dunlap (Loyola Marymount),
..... Adrian Dantley (Notre Dame), Tim Grgurich (Pittsburgh)
Assistant Coach/Player Development: ..... John Welch (UNLV), Jamahl Mosley (Colorado)
Assistant Coach/Advance Scouting: ..... Chad Iske (Kansas)
Player Development Coach: ..... Stacey Augmon (UNLV)
Asst. Coach/Strength & Conditioning: ..... Steve Hess (Ithaca)
Athletic Trainer: ..... Jim Gillen (Ft. Hays State)
Asst. Athletic Trainer/
Asst. Strength & Conditioning Coach: ..... Matt Friia (Ithaca), Dan Shimensky (Central Washington)

NUGGETS 2007-08 TEAM HIGHS & LOWS

	HIGH	LOW
Points	168 vs. SEA, 3/16*	80 vs. SAS, 1/3
Field Goals Made	61 vs. SEA, 3/16	28 @ HOU, 11/24
Field Goals Attempted	112 vs. HOU (2OT), 12/20	73 (2) @ UTA, 4/12
Field Goal Percentage	.670 (59-88) @ SEA, 2/27*	.345 (29-84) vs. GS, 12/30
Three-Pointers Made	16 vs. SEA, 3/16	1 vs. POR, 11/14
Three-Pointers Attempted	34 @ MEM, 3/24	11 vs. SAS, 1/3
Three-Point Percentage	.625 (10-16) vs. PHX, 3/5	.077 (1-13) vs. POR, 11/14
Free-Throws Made	37 vs. PHX, 4/1	11 @ SEA, 2/27
Free-Throws Attempted	49 vs. BOS, 2/19	15 @ SAS, 12/15

	HIGH	LOW
Free-Throw Percentage	.909 (20-22) vs. WAS, 2/8	.581 (18-31) @ LAC, 11/21
Total Rebounds	63 vs. HOU (2OT), 12/20	22 @ DET, 3/18*
Offensive Rebounds	27 vs. HOU (2OT), 12/20*	4 @ DET, 3/18
Defensive Rebounds	46 vs. MEM, 4/16	18 @ DET, 3/18
Assists	44 vs. SEA, 3/16*	8 @ HOU, 11/24
Steals	15 (3) @ PHI, 3/19	4 (3) vs. LAC, 2/29
Turnovers	26 vs. SAC, 12/8	7 @ TOR, 3/23
Blocked Shots	15 vs. PHI, 1/6	0 (2) vs. SAS, 3/7
Personal Fouls	31 (2) vs. UTA, 2/6	13 vs. SAC, 12/8

OPPONENTS 2007-08 TEAM HIGHS & LOWS

	HIGH	LOW
Points	151 @ SEA (2OT), 4/6	77 by SAS, 1/3
Field Goals Made	61 @ SEA (2OT), 4/6	27 by SAS, 1/3
Field Goals Attempted	116 @ SEA (2OT), 4/6*	70 @ LAC, 11/21
Field Goal Percentage	.645 (49-76) @ BOS, 11/7	.344 (32-93) @ CLE, 2/10
Three-Pointers Made	20 @ PHX, 1/7*	2 by SEA, 3/16
Three-Pointers Attempted	36 (2) by MEM, 4/16	9 @ PHI, 3/19
Three-Point Percentage	.733 (11-15) @ UTA, 3/8	.167 (3-18) @ HOU, 11/24
Free-Throws Made	33 (2) @ PHX, 3/31	5 @ HOU, 3/2
Free-Throws Attempted	44 by UTA, 2/6	6 @ HOU, 3/2

	HIGH	LOW
Free-Throw Percentage	.950 (19-20) by MIL, 12/26	.538 (14-26) by PHX, 4/1
Total Rebounds	59 by IND, 11/27	31 by SAS, 3/7
Offensive Rebounds	20 (3) last @ MIL, 2/23	3 by SAS, 3/7
Defensive Rebounds	47 by IND, 11/27	23 (3) @ SEA, 2/27
Assists	42 @ DET, 3/18	12 @ MEM, 1/30
Steals	20 @ BOS, 11/7*	1 @ PHX, 1/7
Turnovers	26 @ WAS, 11/9	8 @ GS, 12/28
Blocked Shots	13 @ PHX, 1/7	01 (6) by SAC, 4/5
Personal Fouls	33 by BOS, 2/19	13 @ MIA, 2/12

* Denotes NBA High/Low

2007-08 GAME-BY-GAME RESULTS (50-32)

NO.	DATE	OPPONENT	W-L	SCORE	HOME	ROAD	TOTAL	DEN. HIGH SCORER	OPP. HIGH SCORER	ATTEND.
1	10/31	SEATTLE	W	120-103	1-0	0-0	1-0	Anthony - 32	Wilkins - 21	19,380$
2	11/2	@Minnesota	W	99-91	1-0	1-0	2-0	Anthony – 33	McCants – 23	19,443
3	11/4	NEW ORLEANS	L	88-93	1-1	1-0	2-1	Iverson – 23	West – 17	13,156
4	11/6	@New York	L	112-119	1-1	1-1	2-2	Iverson – 32	Crawford – 25	19,763
5	11/7	@Boston	L	119-93	1-1	1-2	2-3	Iverson – 22	Pierce – 26	18,624
6	11/9	@Washington	W	118-92	1-1	2-2	3-3	Anthony - 32	Butler – 21	20,173
7	11/10	@Indiana	W	113-106	1-1	3-2	4-3	Anthony – 32	Murphy – 18	12,748
8	11/12	CLEVELAND	W	122-100	2-1	3-2	5-3	Iverson – 37	James – 27	19,155$
9	11/14	PORTLAND	W	110-93	3-1	3-2	6-3	Anthony – 25	Aldridge – 15	13,289
10	11/17	NEW YORK	W	115-83	4-1	3-2	7-3	Anthony – 24	Randolph – 16	19,679$
11	11/20	CHICAGO	W	112-91	5-1	3-2	8-3	Anthony – 26	Noah – 16	17,106
12	11/21	@L.A. Clippers	L	90-101	5-1	3-3	8-4	Iverson – 29	Kaman/Ross – 17	17,221
13	11/23	MINNESOTA	W	99-93	6-1	3-3	9-4	Anthony – 31	Walker – 24	17,097
14	11/24	@Houston	L	81-109	6-1	3-4	9-5	Iverson – 18	McGrady – 35	18,228
15	11/27	INDIANA	L	110-112	6-2	3-4	9-6	Iverson – 26	Dunleavy – 30	13,274
16	11/29	@L.A. Lakers	L	99-127	6-2	3-5	9-7	Anthony – 23	Bryant – 24	18,997
17	11/30	L.A. CLIPPERS	W	123-107	7-2	3-5	10-7	Iverson – 26	Maggette – 26	14,230
18	12/2	MIAMI	W	115-89	8-2	3-5	11-7	Anthony – 30	Wade – 13	16,386
19	12/5	L.A. LAKERS	L	107-111	8-3	3-5	11-8	Iverson – 51	Bryant – 25	19,155$
20	12/6	@Dallas	W	122-109	8-3	4-5	12-8	Iverson – 35	Nowitzki – 32	20,155
21	12/8	SACRAMENTO	W	101-97	9-3	4-5	13-8	Iverson – 23	Salmons – 25	15,493
22	12/12	NEW ORLEANS	W	105-99	10-3	4-5	14-8	Anthony – 32	Paul – 30	13,337
23	12/15	@San Antonio	L	91-102	10-3	4-6	14-9	Iverson – 30	Finley/Oberto – 21	18,797
24	12/16	PORTLAND	L	105-116	10-4	4-6	14-10	Iverson – 38	Roy – 26	13,678
25	12/20	HOUSTON	W	112-111**	11-4	4-6	15-10	Anthony – 37	Yao – 26	16,157
26	12/21	@Portland	L	96-99	11-4	4-7	15-11	Anthony/Iverson – 34	Webster – 19	20,644
27	12/23	@Sacramento	W	106-105	11-4	5-7	16-11	Anthony – 30	Artest – 24	15,055
28	12/26	MILWAUKEE	W	125-105	12-4	5-7	17-11	Anthony – 29	Williams – 28	18,701
29	12/28	@Golden State	W	124-120	12-4	6-7	18-11	Iverson – 39	Jackson – 32	20,001
30	12/30	GOLDEN STATE	L	95-105	12-5	6-7	18-12	Anthony – 26	Davis – 28	19,362$
31	1/3	SAN ANTONIO	W	80-77	13-5	6-7	19-12	Iverson – 29	Duncan/Parker – 20	19,155$
32	1/4	@Minnesota	W	118-107	13-5	7-7	20-12	Iverson – 33	McCants – 34	13,536
33	1/6	PHILADELPHIA	W	109-96	14-5	7-7	21-12	Iverson – 38	Miller – 22	17,476
34	1/7	@Phoenix	L	115-137	14-5	7-8	21-13	Iverson – 32	Marion – 27	18,422
35	1/11	ORLANDO	W	113-103	15-5	7-8	22-13	Anthony – 32	Lewis – 21	16,718
36	1/14	@Charlotte	L	116-119	15-5	7-9	22-14	Anthony – 35	Wallace – 40	14,543
37	1/15	@Atlanta	L	93-104	15-5	7-10	22-15	Anthony – 36	Johnson – 22	18,235
38	1/17	UTAH	W	120-109	16-5	7-10	23-15	Kleiza – 41	Williams – 23	15,270
39	1/19	MINNESOTA	W	111-108	17-5	7-10	24-15	Iverson – 35	McCants – 23	18,196
40	1/21	@L.A. Lakers	L	99-116	17-5	7-11	24-16	Iverson – 24	Fisher – 28	18,997
41	1/23	ATLANTA	W	107-100	18-5	7-11	25-16	Iverson – 29	Smith – 22	14,213
42	1/25	NEW JERSEY	W	100-85	19-5	7-11	26-16	Iverson- 30	Jefferson – 19	15,892
43	1/27	@Dallas	L	85-90	19-5	7-12	26-17	Iverson – 23	Nowitzki – 32	20,437
44	1/28	@New Orleans	L	93-117	19-5	7-13	26-18	Iverson – 23	Paul – 23	15,601
45	1/30	@Memphis	W	106-102	19-5	8-13	27-18	Iverson – 32	Gay – 30	12,043
46	2/2	CHARLOTTE	W	117-101	20-5	8-13	28-18	Anthony – 25	Richardson – 38	19,391$
47	2/4	@Portland	W	105-103*	20-5	9-13	29-18	Anthony – 28	Roy – 26	20,320
48	2/6	UTAH	L	115-118*	20-6	9-13	29-19	Iverson – 34	Williams – 29	16,865
49	2/8	WASHINGTON	W	111-100	21-6	9-13	30-19	Anthony – 49	Jamison – 21	17,078
50	2/10	@Cleveland	W	113-83	21-6	10-13	31-19	Anthony – 37	James – 30	20,562
51	2/12	@Miami	W	114-113*	21-6	11-13	32-19	Smith – 28	Wade – 29	19,600
52	2/13	@Orlando	L	98-109	21-6	11-14	32-20	Anthony – 32	Lewis – 25	17,519
53	2/19	BOSTON	W	124-118	22-6	11-14	33-20	Anthony – 29	Pierce – 24	19,894$
54	2/22	@Chicago	L	121-135	22-6	11-15	33-21	Smith – 43	Gordon – 37	21,848
55	2/23	@Milwaukee	L	109-115	22-6	11-16	33-22	Iverson – 26	Redd – 42	16,674
56	2/25	DETROIT	L	93-98	22-7	11-16	33-23	Iverson – 28	Billups/Hamilton/Prince – 20	17,901
57	2/27	@Seattle	W	138-96	22-7	12-16	34-23	Iverson – 31	Durant/Gelabale – 16	13,627
58	2/29	L.A. CLIPPERS	W	110-104	23-7	12-16	35-23	Iverson – 38	Thornton – 33	19,155$
59	3/2	@Houston	L	89-103	23-7	12-17	35-24	Anthony – 19	McGrady – 22	18,168
60	3/5	PHOENIX	W	126-113	24-7	12-17	36-24	Iverson – 31	Stoudemire – 22	18,383
61	3/7	SAN ANTONIO	W	109-96	25-7	12-17	37-24	Iverson – 29	Ginobili – 24	19,821$
62	3/8	@Utah	L	105-132	25-7	12-18	37-25	Iverson – 28	Okur – 27	19,911
63	3/10	@San Antonio	L	103-107	25-7	12-19	37-26	Iverson – 28	Duncan – 23	18,797
64	3/12	MEMPHIS	W	108-86	26-7	12-19	38-26	Martin – 23	Navarro – 16	17,318
65	3/14	TORONTO	W	137-105	27-7	12-19	39-26	Iverson – 28	Parker – 19	17,952
66	3/16	SEATTLE	W	168-116	28-7	12-19	40-26	Anthony – 26	Durant – 23	19,155$
67	3/18	@Detroit	L	120-136	28-7	12-20	40-27	Anthony – 27	Hamilton – 24	22,076
68	3/19	@Philadelphia	L	113-115	28-7	12-21	40-28	Iverson – 32	Miller – 28	20,674
69	3/21	@New Jersey	W	125-114	28-7	13-21	41-28	Iverson – 26	Carter – 32	17,949
70	3/23	@Toronto	W	109-100	28-7	14-21	42-28	Iverson – 36	Bosh/Calderon – 17	19,800
71	3/24	@Memphis	W	120-106	28-7	15-21	43-28	Smith – 27	Gay – 30	12,317
72	3/27	DALLAS	W	118-105	29-7	15-21	44-28	Anthony – 32	Howard – 30	18,247
73	3/29	GOLDEN STATE	W	119-112	30-7	15-21	45-28	Martin – 30	Davis – 28	19,844$
74	3/31	@Phoenix	L	117-132	30-7	15-22	45-29	Smith – 23	Stoudemire – 41	18,422
75	4/1	PHOENIX	W	126-120	31-7	15-22	46-29	Iverson – 31	Stoudemire – 25	18,870
76	4/5	SACRAMENTO	L	115-118	31-8	15-22	46-30	Anthony – 47	Martin – 36	18,921
77	4/6	@Seattle	L	147-151**	31-8	15-23	46-31	Anthony – 38	Durant – 37	13,104
78	4/8	@L.A. Clippers	W	117-99	31-8	16-23	47-31	Anthony – 36	Mobley – 25	19,060
79	4/10	@Golden State	W	114-105	31-8	17-23	48-31	Iverson – 33	Ellis – 29	20,737
80	4/12	@Utah	L	97-124	31-8	17-24	48-32	Iverson – 28	Boozer/Brewer/Okur – 20	19,911
81	4/13	HOUSTON	W	111-94	32-8	17-24	49-32	Iverson – 33	Head – 19	19,720$
82	4/16	MEMPHIS	W	120-111	33-8	17-24	50-32	Iverson – 21	Lowry – 22	
17,892										

* Denotes number of overtime periods

$ Ball Arena (previously known as Pepsi Center) sellout

2008-09 ROSTER

NO.	PLAYER	POS	HT	WT	COLLEGE	EXP.
11	Chris Andersen	F/C	6-10	228	Blinn (Texas) J.C.	6
15	Carmelo Anthony	F	6-8	230	Syracuse	5
12	Chucky Atkins	G	5-11	185	South Florida	10
32	Renaldo Balkman	F	6-8	210	South Carolina	2
7	Chauncey Billups	G	6-3	202	Colorado	11
25	Anthony Carter	G	6-2	195	Hawaii	9
6	Jason Hart	G	6-3	180	Syracuse	7
5	Juwan Howard	F	6-9	253	Michigan	14
45	Steven Hunter	C/F	7-0	240	DePaul	7
3	Allen Iverson	G	6-0	180	Georgetown	12
30	Dahntay Jones	G/F	6-6	210	Duke	5
43	Linas Kleiza	F	6-8	245	Missouri	3
4	Kenyon Martin	F	6-9	230	Cincinnati	8
24	Antonio McDyess	F	6-9	245	Alabama	12
31	Nenê	F/C	6-11	250	Brazil	6
27	Johan Petro	C	7-0	247	France	3
35	Cheikh Samb	C	7-1	245	Senegal	1
1	J.R. Smith	G	6-6	220	St. Benedict's Prep (NJ)	4
13	Sonny Weems	G/F	6-6	203	Arkansas	R

Head Coach: George Karl (North Carolina)
Assistant Coaches: Adrian Dantley (Notre Dame), Tim Grgurich (Pittsburgh), John Welch (UNLV)
Assistant Coach/Player Development: Jamahl Mosley (Colorado)
Assistant Coach/Advance Scout: Chad Iske (Kansas)
Player Development Coach: Stacey Augmon (UNLV), Larry Mangino (Montclair State)
Asst. Coach/Strength & Conditioning: Steve Hess (Ithaca)
Athletic Trainer: Jim Gillen (Ft. Hays State)
Asst. Athletic Trainer/
Asst. Strength & Conditioning Coach: Matt Friia (Ithaca), Dan Shimensky (Central Washington)

NUGGETS 2008-09 TEAM HIGHS & LOWS

	HIGH	LOW
Points	135 vs. IND, 1/5	70 @ NJ, 2/7
Field Goals Made	50 (2) vs. IND, 1/5	25 vs. BOS, 2/23
Field Goals Attempted	99 vs. NJ, 3/16	65 @ SA, 11/19
Field Goal Percentage	.598 (49-82) vs. TOR, 12/2	.337 (28-83) vs. POR, 4/15
Three-Pointers Made	15 vs. PHI, 12/26	2 (2) vs. DET, 1/9
Three-Pointers Attempted	31 vs. PHI, 12/26	8 vs. LAC, 3/14
Three-Point Percentage	.667 (6-9) @ OKC, 2/4	.133 (2-15) @ GS, 11/5
Free-Throws Made	40 vs. MIL, 11/18	10 (2) vs. NY, 3/31
Free-Throws Attempted	48 vs. MIL, 11/18	13 @ BOS, 11/14

	HIGH	LOW
Free-Throw Percentage	.960 (24-25) vs. PHI, 12/26	.500 (10-20) vs. NY, 3/31
Total Rebounds	60 @ LAC (OT), 10/31	27 @ ATL, 12/29
Offensive Rebounds	25 vs. NJ, 3/16	3 (2) @ ORL, 2/11
Defensive Rebounds	45 @ LAC (OT), 10/31	18 @ ATL, 12/29
Assists	38 vs. IND, 1/5	9 @ POR, 4/15
Steals	15 (4) @ PHX, 3/23	2 vs. BOS, 2/23
Turnovers	27 @ MEM, 1/27	6 vs. NJ, 3/16
Blocked Shots	15 @ MEM, 1/27	0 @ HOU, 12/16 *
Personal Fouls	32 (4) @ LAL, 4/9	11 @ MIN, 11/29

OPPONENTS 2008-09 TEAM HIGHS & LOWS

	HIGH	LOW
Points	120 (2) @ MIL, 2/22	73 @ ORL, 2/11
Field Goals Made	47 @ CLE, 11/13	21 @ ORL, 2/11
Field Goals Attempted	100 by GS, 3/28	68 @ NO, 3/25
Field Goal Percentage	.584 (45-77) @ OKC, 1/2	.293 (29-99) @ SAC, 12/6
Three-Pointers Made	14 (3) by GS, 3/28	2 (4) by LAL, 2/27
Three-Pointers Attempted	35 (2) @ NY, 12/28	8 @ UTA, 10/29
Three-Point Percentage	.615 (8-13) @ OKC, 1/2	.095 (2-21) by LAL, 2/27
Free-Throws Made	37 @ LAL, 4/9	9 (4) by SAC, 4/13
Free-Throws Attempted	46 @ LAL, 4/9	10 @ MIN, 11/29

	HIGH	LOW
Free-Throw Percentage	.958 (23-24) by MIN, 12/10	.571 (20-35) by HOU, 3/9
Total Rebounds	54 @ NJ, 2/7	30 (3) by LAC, 3/17
Offensive Rebounds	26 @ SAC, 12/6	2 @ SAC, 3/8 *
Defensive Rebounds	39 by HOU, 3/9	17 @ MIL, 2/22
Assists	32 by IND, 1/5	12 (3) @ ORL, 2/11
Steals	14 by LAC, 3/14	1 @ ATL, 12/29
Turnovers	26 @ MEM, 1/27	6 @ DAL, 3/27
Blocked Shots	11 @ GS, 11/5	1 (4) by POR, 3/5
Personal Fouls	36 (2) by UTA, 4/2	14 @ OKC, 2/4

* Denotes NBA High/Low

2008-09 GAME-BY-GAME RESULTS (54-28)

NO.	DATE	OPPONENT	W-L	SCORE	HOME	ROAD	TOTAL	DEN. HIGH SCORER	OPP. HIGH SCORER	ATTEND.
1	10/29	@Utah	L	94-98	0-0	0-1	0-1	Iverson/Martin – 18	Boozer – 25	19,911
2	10/31	@L.A. Clippers	W	113-103*	0-0	1-1	1-1	Iverson – 25	Thornton – 30	11,418
3	11/1	L.A. LAKERS	L	97-104	0-1	1-1	1-2	Carter – 20	Bryant – 33	19,651 $
4	11/5	@Golden State	L	101-111	0-1	1-2	1-3	Anthony – 28	Jackson – 29	18,194
5	11/7	DALLAS	W	108-105	1-1	1-2	2-3	Anthony – 28	Nowitzki – 23	19,175 $
6	11/9	MEMPHIS	W	100-90	2-1	1-2	3-3	Anthony – 24	Mayo – 31	14,359
7	11/11	@Charlotte	W	88-80	2-1	2-2	4-3	Anthony – 25	Richardson – 23	10,753
8	11/13	@Cleveland	L	99-110	2-1	3-3	4-4	Billups – 26	M. Williams – 24	20,562
9	11/14	@Boston	W	94-85	2-1	4-3	5-4	Anthony/Billups – 18	Allen – 26	18,624
10	11/16	MINNESOTA	W	90-84	3-1	4-3	6-4	Billups – 26	Jefferson – 20	16,721
11	11/18	MILWAUKEE	W	91-81	4-1	4-3	7-4	Kleiza – 25	Bell – 25	14,413
12	11/19	@San Antonio	W	91-81	4-1	4-3	8-4	Billups – 22	Hill – 20	16,559
13	11/21	@L.A. Lakers	L	90-104	4-1	4-4	8-5	Nenê/Smith – 18	Bryant – 29	18,997
14	11/23	CHICAGO	W	114-101	5-1	4-4	9-5	Martin – 26	Gordon – 28	16,202
15	11/26	@L.A. Clippers	W	106-105	5-1	5-4	10-5	Anthony – 30	Gordon – 24	14,934
16	11/27	New Orleans	L	101-105	5-2	5-4	10-6	Smith – 32	Paul – 22	15,563
17	11/29	@Minnesota	W	106-97	5-2	6-4	11-6	Billups -27	Foye – 25	14,197
18	11/30	HOUSTON	W	104-94	6-2	6-4	12-6	Billups – 28	Yao – 18	17,201
19	12/2	TORONTO	W	132-93	7-2	6-4	13-6	Billups – 24	Bosh – 24	14,243
20	12/4	SAN ANTONIO	L	91-108	7-3	6-4	13-7	Anthony – 16	Parker – 22	15,866
21	12/6	@Sacramento	W	118-85	7-3	7-4	14-7	Billups -24	Salmons – 22	12,322
22	12/10	MINNESOTA	W	116-105	8-3	7-4	15-7	Anthony – 45	Foye/Jefferson – 26	14,007
23	12/13	GOLDEN STATE	W	123-105	9-3	7-4	16-7	Anthony – 27	Crawford – 25	15,322
24	12/15	@Dallas	W	98-88	9-3	8-4	17-7	Smith – 25	Nowitzki – 27	19,969
25	12/16	@Houston	L	96-108	9-3	8-5	17-8	Anthony – 22	Yao – 32	17,737
26	12/19	CLEVELAND	L	88-105	9-4	8-5	17-9	Billups – 16	James – 33	19,155 $
27	12/20	@Phoenix	L	101-108	9-4	8-6	17-10	Smith – 23	Stoudemire – 27	18,422
28	12/22	PORTLAND	W	97-89	10-4	8-6	18-10	Billups/Nenê – 19	Aldridge – 20	18,611
29	12/23	@Portland	L	92-101	10-4	8-7	18-11	Kleiza – 20	Aldridge – 22	20,007
30	12/26	PHILADELPHIA	W	105-101	11-4	8-7	19-11	Smith 27	Iguodala – 24	19,155 $
31	12/28	@New York	W	117-110	11-4	9-7	20-11	Anthony – 32	Robinson – 20	19,763
32	12/29	@Atlanta	L	91-109	11-4	9-8	20-12	Martin – 19	Johnson -25	17,131
33	12/31	@Toronto	W	114-107	11-4	10-8	21-12	Nenê – 21	Bargnani – 26	18,879
34	1/2	@Oklahoma City	W	122-120	11-4	11-8	22-12	Anthony – 31	Durant – 33	18,613
35	1/3	NEW ORLEANS	W	105-100	12-4	11-8	23-12	Anthony – 22	Paul – 30	19,614 $
36	1/5	INDIANA	W	135-115	13-4	11-8	24-12	Martin – 25	Granger – 36	14,255
37	1/7	MIAMI	W	108-97	14-4	11-8	25-12	Billups/Kleiza/Smith – 21	Wade – 31	15,459
38	1/9	DETROIT	L	90-93	14-5	11-8	25-13	Billups – 30	Iverson – 23	19,682 $
39	1/13	DALLAS	W	99-97	15-5	11-8	26-13	Billups – 23	Nowitzki – 44	14,158
40	1/15	PHOENIX	W	119-113*	16-5	11-8	27-13	Billups – 26	Hill – 25	18,073
41	1/17	ORLANDO	L	88-106	16-6	11-8	27-14	Kleiza – 26	Turkoglu – 31	19,749 $
42	1/19	@Houston	L	113-115	16-6	11-9	27-15	Smith – 24	Yao – 31	18,199
43	1/20	SACRAMENTO	W	118-99	17-6	11-9	28-15	Kleiza – 27	Martin – 25	15,164
44	1/25	UTAH	W	117-97	18-6	11-9	29-15	Nenê – 28	Brewer – 16	17,895
45	1/27	@Memphis	W	100-85	18-6	12-9	30-15	Billups – 29	Mayo – 19	11,338
46	1/28	@New Orleans	L	81-94	18-6	12-10	30-16	Martin – 22	Stojakovic – 26	15,792
47	1/30	CHARLOTTE	W	110-99	19-6	12-10	31-16	Nenê – 22	Bell – 27	18,463
48	2/3	SAN ANTONIO	W	104-96	20-6	12-10	32-16	Anthony – 35	Mason – 26	18,536
49	2/4	@Oklahoma City	W	114-113	20-6	13-10	33-16	Anthony – 32	Durant – 31	18,332
50	2/6	@Washington	W	124-103	20-6	14-10	34-16	Anthony – 23	Jamison – 26	20,173
51	2/7	@New Jersey	L	70-114	20-6	14-11	34-17	Anthony – 15	Harris – 28	17,697
52	2/10	@Miami	W	99-82	20-6	15-11	35-17	Billups – 23	Wade – 33	16,784
53	2/11	@Orlando	W	82-73	20-6	16-11	36-17	Anthony – 29	Howard – 16	17,461
54	2/18	@Philadelphia	W	101-89	20-6	17-11	37-17	Anthony – 26	Miller – 17	15,979
55	2/20	@Chicago	L	99-116	20-6	17-12	37-18	Billups – 25	Gordon – 37	21,970
56	2/22	@Milwaukee	L	117-120	20-6	17-13	37-19	Anthony – 33	Villanueva – 36	14,891
57	2/23	BOSTON	L	76-114	20-7	17-13	37-20	Smith – 19	Allen – 26	19,784 $
58	2/25	ATLANTA	W	110-109	21-7	17-13	38-20	Billups – 33	Williams – 31	18,418
59	2/27	L.A. LAKERS	W	90-79	22-7	17-13	39-20	Billups/Smith – 22	Bryant – 29	19,920 $
60	3/1	@Indiana	L	94-100	22-7	17-14	39-21	Billups – 27	Jack – 28	12,458
61	3/3	@Detroit	L	95-100	22-7	17-15	39-22	Billups – 34	Prince – 23	22,076
62	3/5	PORTLAND	W	106-90	23-7	17-15	40-22	Anthony – 38	Roy – 22	16,801
63	3/6	@Utah	L	91-97	23-7	17-16	40-23	Smith – 27	Williams – 25	19,911
64	3/8	@Sacramento	L	106-114	23-7	17-17	40-24	Anthony – 32	Martin – 26	12,678
65	3/9	HOUSTON	L	95-97	23-8	17-17	40-25	Billups – 28	Artest – 22	16,020
66	3/11	OKLAHOMA CITY	W	112-99	24-8	17-17	41-25	Anthony – 22	Green – 19	16,186
67	3/14	L.A. CLIPPERS	W	107-94	25-8	17-17	42-25	Balkman – 22	Thornton – 19	18,676
68	3/16	NEW JERSEY	W	121-96	26-8	17-17	43-25	Nenê/Smith – 19	Carter – 32	16,223
69	3/18	@Memphis	W	111-109	26-8	18-17	44-25	Anthony – 35	Gay – 30	11,087
70	3/20	WASHINGTON	W	116-105	27-8	18-17	45-25	Smith – 40	Jamison – 27	18,231
71	3/23	@Phoenix	L	115-118	27-8	18-18	45-26	Anthony – 29	Hill – 23	18,422
72	3/25	@New Orleans	W	101-88	27-8	19-18	46-26	Anthony – 29	Paul – 19	17,274
73	3/27	@Dallas	W	103-101	27-8	20-18	47-26	Anthony – 43	Nowitzki – 26	20,310
74	3/28	GOLDEN STATE	W	129-116	28-8	20-18	48-26	Anthony – 31	Crawford – 30	19,155 $
75	3/31	NEW YORK	W	111-104	29-8	20-18	49-26	Anthony – 29	Robinson – 30	17,851
76	4/2	UTAH	W	114-104	30-8	20-18	50-26	Smith – 28	Miles – 19	17,969
77	4/4	L.A. CLIPPERS	W	120-104	31-8	20-18	51-26	Smith – 34	Randolph – 22	17,880
78	4/5	@Minnesota	W	110-87	31-8	21-18	52-26	Anthony – 23	Telfair – 18	16,839
79	4/8	OKLAHOMA CITY	W	122-112	32-8	21-18	53-26	Anthony – 31	Durant – 31	16,536
80	4/9	@L.A. Lakers	L	102-116	32-8	21-19	53-27	Anthony – 23	Bryant – 33	18,997
81	4/13	SACRAMENTO	W	118-98	33-8	21-19	54-27	Smith – 45	Diogu – 32	15,823
82	4/15	@Portland	L	76-104	33-8	21-20	54-28	Billups – 13	Outlaw – 21	20,652

* Denotes number of overtime periods

$ Ball Arena (previously known as Pepsi Center) sellout

2009-10 ROSTER

NO.	PLAYER	POS	HT	WT	COLLEGE	EXP.
6	Arron Afflalo	G	6-5	215	UCLA	2
30	Malik Allen	F	6-10	255	Villanova	8
11	Chris Andersen	F/C	6-10	228	Blinn (Texas) J.C.	7
15	Carmelo Anthony	F	6-8	230	Syracuse	6
32	Renaldo Balkman	F	6-8	210	South Carolina	3
1	Chauncey Billups	G	6-3	202	Colorado	12
43	Brian Butch	C	6-11	240	Wisconsin	R
25	Anthony Carter	G	6-2	195	Hawaii	10
14	Joey Graham	F	6-7	225	Oklahoma State	4
22	Coby Karl	G	6-5	215	Boise State	1
3	Ty Lawson	G	5-11	195	North Carolina	R
4	Kenyon Martin	F	6-9	230	Cincinnati	9
31	Nenê	F/C	6-11	250	Brazil	7
27	Johan Petro	C	7-0	247	France	4
5	J.R. Smith	G	6-6	220	St. Benedict's Prep (NJ)	5

Head Coach: ..... George Karl (North Carolina)
Assistant Coaches: ..... Adrian Dantley (Notre Dame), Tim Grgurich (Pittsburgh),
..... John Welch (UNLV)
Assistant Coach/Player Development: ..... Jamahl Mosley (Colorado)
Assistant Coach/Advance Scout: ..... Chad Iske (Kansas)
Player Development Coach: ..... Stacey Augmon (UNLV), Larry Mangino (Montclair State)
Asst. Coach/Strength & Conditioning: ..... Steve Hess (Ithaca)
Athletic Trainer: ..... Jim Gillen (Ft. Hays State)
Asst. Athletic Trainer/
Asst. Strength & Conditioning Coach: ..... Matt Friia (Ithaca), Dan Shimensky (Central Washington)

NUGGETS 2009-10 TEAM HIGHS & LOWS

	HIGH	LOW
Points	135 vs. GS, 12/1	84 @ OKC, 1/29
Field Goals Made	52 vs. GS, 12/1	27 @ OKC, 1/29
Field Goals Attempted	100 @ CLE, 2/18 (OT)	61 @ POR, 10/29
Field Goal Percentage	.615 (48-78) vs. TOR, 11/17	.359 (28-78) @ LAL, 2/28
Three-Pointers Made	16 @ GS, 2/25	2 (5) vs. NO, 3/18
Three-Pointers Attempted	32 vs. MEM, 4/12	9 @ SA, 12/5
Three-Point Percentage	.750 (9-12) @ SA, 1/31	.125 (2-16) @ CHA, 12/8
Free-Throws Made	41 vs. UTA, 1/17 *	8 @ ORL, 3/28
Free-Throws Attempted	49 (2) vs. UTA, 1/17 *	11 @ ORL, 3/28

	HIGH	LOW
Free-Throw Percentage	.923 (24-26) @ PHI, 12/7	.571 (20-35) @ SAC, 12/28
Total Rebounds	61 vs. NO, 1/23 (OT)	31 (3) vs. SA, 4/10
Offensive Rebounds	20 (4) vs. MIL, 3/20	3 vs. TOR, 11/17
Defensive Rebounds	41 vs. NO, 1/23 (OT)	22 (3) @ PHX, 4/13
Assists	36 vs. MEM, 11/1	7 @ HOU, 1/27
Steals	16 vs. NJ, 11/24	3 (3) @ ORL, 3/28
Turnovers	23 @ OKC, 1/29	5 @ CLE, 2/18 (OT)
Blocked Shots	11 (2) vs. MEM, 4/12	1 (3) @ TOR, 3/26
Personal Fouls	30 (2) vs. IND, 3/5	13 @ CHI, 11/10

OPPONENTS 2009-10 TEAM HIGHS & LOWS

	HIGH	LOW
Points	125 (3) @ HOU, 3/15	79 by LAL, 11/13
Field Goals Made	48 by MEM, 11/1	27 by OKC, 3/3
Field Goals Attempted	99 @ MIN, 11/25	66 by PHX, 12/12
Field Goal Percentage	.578 (48-83) by MEM, 11/1	.325 (27-83) by OKC, 3/3
Three-Pointers Made	14 @ PHX, 4/13	1 (2) @ OKC, 4/7
Three-Pointers Attempted	31 (2) by ORL, 1/13	8 by NO, 3/18
Three-Point Percentage	.600 (6-10) by UTA, 10/28	.059 (1-17) by LAC, 1/21
Free-Throws Made	33 (2) by IND, 3/5	8 (2) by LAC, 4/3
Free-Throws Attempted	45 by SA, 4/10	9 @ PHI, 12/7

	HIGH	LOW
Free-Throw Percentage	.933 (14-15) by PHX, 2/3	.542 (13-24) by BOS, 2/21
Total Rebounds	58 @ TOR, 3/26	28 by DAL, 2/9
Offensive Rebounds	22 @ MEM, 12/20	5 (2) by PHX, 12/12
Defensive Rebounds	43 (2) @ TOR, 3/26	21 @ MEM, 3/13
Assists	30 (3) @ BOS, 3/24	12 @ NJ, 11/4
Steals	16 @ LAL, 2/28	2 (2) by MIL, 3/20
Turnovers	26 (2) by OKC, 3/3	7 (2) @ NJ, 11/4
Blocked Shots	12 by BOS, 2/21	1 (4) @ NY, 3/23
Personal Fouls	34 @ BOS, 3/24	14 (2) @ ORL, 3/28

* Denotes NBA High/Low

2009-10 GAME-BY-GAME RESULTS (53-29)

NO.	DATE	OPPONENT	W-L	SCORE	HOME	ROAD	TOTAL	DEN. HIGH SCORER	OPP. HIGH SCORER	ATTEND.
1	10/28	UTAH	W	114-105	1-0	0-0	1-0	Anthony – 30	Williams – 28	19,155 $
2	10/29	@Portland	W	97-94	1-0	1-0	2-0	Anthony – 41	Roy – 30	20,218
3	11/1	MEMPHIS	W	133-123	2-0	1-0	3-0	Anthony – 42	Mayo – 40	15,823
4	11/3	@Indiana	W	111-93	2-0	2-0	4-0	Anthony – 25	D. Jones – 20	10,627
5	11/4	@New Jersey	W	122-94	2-0	3-0	5-0	Lawson – 23	Douglas-Roberts – 19	15,319
6	11/6	@Miami	L	88-96	2-0	3-1	5-1	Anthony – 30	Wade – 22	19,600
7	11/7	@Atlanta	L	100-125	2-0	3-2	5-2	Anthony – 30	Crawford – 25	17,801
8	11/10	@Chicago	W	90- 89	2-0	4-2	6-2	Anthony – 20	Rose – 22	21,409
9	11/11	@Milwaukee	L	102-108	2-0	4-3	6-3	Anthony – 32	Jennings – 32	12,987
10	11/3	L.A. LAKERS	W	105-79	3-0	4-3	7-3	Anthony – 25	Bryant/Bynum – 19	19,652 $
11	11/17	TORONTO	W	130-112	4-0	4-3	8-3	Anthony – 32	DeRozan – 17	16,446
12	11/20	@L.A. Clippers	L	99-106	4-0	4-4	8-4	Anthony – 37	Butler – 27	18,155
13	11/21	CHICAGO	W	112-93	5-0	4-4	9-4	Anthony – 30	Rose – 28	19,359 $
14	11/24	NEW JERSEY	W	101-87	6-0	4-4	10-4	Anthony – 27	Harris/Alston – 19	16,307
15	11/25	@Minnesota	W	124-111	6-0	5-4	11-4	Anthony – 22	Brewer – 22	13,101
16	11/27	NEW YORK	W	128-125	7-0	5-4	12-4	Anthony – 50	Harrington – 41	19,155 $
17	11/29	MINNESOTA	L	100-106	7-1	5-4	12-5	Anthony – 32	Gomes – 27	15,147
18	12/1	GOLDEN STATE	W	135-107	8-1	5-4	13-5	Anthony – 25	Morrow – 27	14,570
19	12/3	MIAMI	W	114-96	9-1	5-4	14-5	Anthony – 22	Wade – 25	14,998
20	12/5	@San Antonio	W	106-99	9-1	6-4	15-5	Anthony – 34	Parker – 27	17,592
21	12/7	@Philadelphia	W	93-83	9-1	7-4	16-5	Billups – 31	Iguodala – 31	20,664
22	12/8	@Charlotte	L	95-107	9-1	7-5	16-6	Anthony – 34	Jackson/Wallace – 25	14,127
23	12/10	@Detroit	L	99-101	9-1	7-6	16-7	Anthony – 40	Villanueva – 27	17,176
24	12/12	PHOENIX	W	105-99	10-1	7-6	17-7	Anthony – 32	Nash – 28	19,155 $
25	12/14	OKLAHOMA CITY	W	102-93	11-1	7-6	18-7	Anthony – 31	Durant – 32	16,022
26	12/16	HOUSTON	W	111-101	12-1	7-6	19-7	Anthony – 38	Brooks – 23	15,753
27	12/18	@New Orleans	L	92-98	12-1	7-7	19-8	Smith – 25	Paul – 30	14,453
28	12/20	@Memphis	L	96-102	12-1	7-8	19-9	Anthony – 41	Randolph – 32	13,385
29	12/23	ATLANTA	W	124-104	13-1	7-8	20-9	Smith – 41	Crawford – 24	19,155 $
30	12/25	@Portland	L	96-107	13-1	7-9	20-10	Anthony – 32	Roy – 41	20,664
31	12/27	DALLAS	L	96-104	13-2	7-9	20-11	Martin – 18	Gooden – 19	19,756 $
32	12/28	@Sacramento	L	101-106	13-2	7-10	20-12	Anthony – 34	Nocioni – 21	14,548
33	1/2	@Utah	W	105-95	13-2	8-10	21-12	Lawson – 23	Boozer – 18	19,911
34	1/3	PHILADELPHIA	L	105-108	13-3	8-10	21-13	Nenê – 24	Iverson – 17	19,155 $
35	1/5	GOLDEN STATE	W	123-122	14-3	8-10	22-13	Martin – 27	Maggette – 35	15,129
36	1/8	CLEVELAND	W	99-97	15-3	8-10	23-13	Billups – 23	James – 35	19,996 $
37	1/9	@Sacramento	L	100-102	15-3	8-11	23-14	Billups – 27	Evans – 27	14,411
38	1/11	MINNESOTA	W	105-94	16-3	8-11	24-14	Anthony – 24	Brewer – 25	14,669
39	1/13	ORLANDO	W	115-97	17-3	8-11	25-14	Anthony – 27	Barnes – 28	18,475
40	1/17	UTAH	W	119-112	18-3	8-11	26-14	Anthony – 37	Williams – 23	19,519 $
41	1/20	@Golden State	W	123-118 (OT)	18-3	9-11	27-14	Billups – 37	Ellis – 39	17,223
42	1/21	L.A. CLIPPERS	W	105-85	19-3	9-11	28-14	Anthony – 28	Smith – 21	15,343
43	1/23	NEW ORLEANS	W	116-110 (OT)	20-3	9-11	29-14	Anthony – 30	Paul – 26	19,807 $
44	1/25	CHARLOTTE	W	104-93	21-3	9-11	30-14	Billups – 27	Jackson – 22	16,909
45	1/27	@Houston	W	97-92	21-3	10-11	31-14	Smith – 22	Brooks – 22	16,357
46	1/29	@Oklahoma City	L	84-101	21-3	10-12	31-15	Billups – 19	Durant – 30	18,203
47	1/31	@San Antonio	W	103-89	21-3	11-12	32-15	Martin – 27	Hill – 17	17,607
48	2/1	SACRAMENTO	W	112-109 (OT)	22-3	11-12	33-15	Martin – 24	Hawes – 23	15,544
49	2/3	PHOENIX	L	97-109	22-4	11-12	33-16	Nenê/Smith – 15	Stoudemire/Richardson – 20	19,155 $
50	2/5	@L.A. Lakers	W	126-113	22-4	12-12	34-16	Billups – 39	Bryant – 33	18,997
51	2/6	@Utah	L	106-116	22-4	12-13	34-17	Lawson – 25	Kirilenko – 22	19,911
52	2/9	DALLAS	W	127-91	23-4	12-13	35-17	Nene – 21	Nowitzki – 17	17,485
53	2/11	SAN ANTONIO	L	92-111	23-5	12-13	35-18	Nenê – 20	Hill/Blair – 17	18,611
54	2/18	@Cleveland	W	118-116 (OT)	23-5	13-13	36-18	Anthony – 40	James – 43	20,562
55	2/19	@Washington	L	97-107	23-5	13-14	36-19	Billups – 28	Thornton – 21	17,212
56	2/21	BOSTON	W	114-105	24-5	13-14	37-19	Billups – 26	R. Allen – 25	19,818 $
57	2/25	@Golden State	W	127-112	24-5	14-14	38-19	Billups – 37	Curry – 30	18,555
58	2/26	DETROIT	W	107-102	25-5	14-14	39-19	Billups – 25	Hamilton – 20	19,845 $
59	2/28	@L.A. Lakers	L	89-95	25-5	14-15	39-20	Anthony – 21	Odom – 20	18,997
60	3/1	@Phoenix	L	85-101	25-5	14-16	39-21	Billups – 21	Hill/Stoudemire – 19	18,159
61	3/3	OKLAHOMA CITY	W	119-90	26-5	14-16	40-21	Anthony – 30	Harden – 19	18,822
62	3/5	INDIANA	W	122-114	27-5	14-16	41-21	Anthony – 34	Granger – 32	19,155 $
63	3/7	PORTLAND	W	118-106	28-5	14-16	42-21	Anthony – 30	Bayless – 24	17,266
64	3/10	@Minnesota	W	110-102	28-5	15-16	43-21	Billups – 25	Brewer – 21	14,256
65	3/12	@New Orleans	W	102-95	28-5	16-16	44-21	Anthony – 32	West – 30	17,220
66	3/13	@Memphis	W	125-108	28-5	17-16	45-21	Smith – 30	Mayo – 25	17,023
67	3/15	@Houston	L	123-125	28-5	17-17	45-22	Anthony – 45	Brooks – 31	16,369
68	3/16	WASHINGTON	W	97-87	29-5	17-17	46-22	Anthony – 29	Blatche – 23	17,447
69	3/18	NEW ORLEANS	W	93-80	30-5	17-17	47-22	Anthony – 26	Collison/Thornton – 15	19,155 $
70	3/20	MILWAUKEE	L	97-102	30-6	17-17	47-23	Anthony/Billups – 29	Salmons – 26	19,390 $
71	3/23	@New York	L	104-109	30-6	17-18	47-24	Anthony – 36	Gallinari – 28	19,763
72	3/24	@Boston	L	99-113	30-6	17-19	47-25	Anthony – 32	Pierce – 27	18,624
73	3/26	@Toronto	W	97-96	30-6	18-19	48-25	Anthony – 25	Bosh – 18	19,800
74	3/28	@Orlando	L	97-103	30-6	18-20	48-26	Anthony – 26	Redick – 23	17,461
75	3/29	@Dallas	L	93-109	30-6	18-21	48-27	Smith – 27	Nowitzki – 34	20,085
76	4/1	PORTLAND	W	109-92	31-6	18-21	49-27	Anthony – 25	Miller – 24	19,155 $
77	4/3	L.A. CLIPPERS	W	98-90	32-6	18-21	50-27	Anthony – 24	Gordon – 23	19,155 $
78	4/7	@Oklahoma City	W	98-94	32-6	19-21	51-27	Billups – 29	Durant – 33	18,332
79	4/8	L.A. LAKERS	W	98-96	33-6	19-21	52-27	Anthony – 31	Gasol – 26	20,044 $
80	4/10	SAN ANTONIO	L	85-104	33-7	19-21	52-28	Billups – 27	Duncan – 18	19,155 $
81	4/12	MEMPHIS	W	123-101	34-7	19-21	53-28	Smith – 26	Conley – 22	19,155 $
82	4/13	@Phoenix	L	101-123	34-7	19-22	53-29	Anthony – 29	Stoudemire – 26	18,422

* Denotes number of overtime periods

$ Ball Arena (previously known as Pepsi Center) sellout

2010-11 ROSTER

NO.	PLAYER	POS	HT	WT	COLLEGE	EXP.
6	Arron Afflalo	G	6-5	215	UCLA	3
11	Chris Andersen	F/C	6-10	228	Blinn (Texas) J.C.	8
15	Carmelo Anthony	F	6-8	238	Syracuse	7
32	Renaldo Balkman	F	6-8	210	South Carolina	4
1	Chauncey Billups	G	6-3	202	Colorado	13
25	Anthony Carter	G	6-2	195	Hawaii	11
21	Wilson Chandler	F	6-8	225	DePaul	3
34	Melvin Ely	C/F	6-10	261	Fresno State	7
20	Raymond Felton	G	6-1	205	North Carolina	5
0	Gary Forbes	F	6-7	220	Massachusetts	R
8	Danilo Gallinari	F	6-10	225	Italy	2
7	Al Harrington	F	6-9	250	St. Patrick's HS (Elizabeth, NJ)	12
41	Kosta Koufos	C	7-0	265	Ohio State	2
3	Ty Lawson	G	5-11	195	North Carolina	1
4	Kenyon Martin - C	F	6-9	240	Cincinnati	10
25	Timofey Mozgov	C	7-1	250	Russia	R
31	Nenê	F/C	6-11	250	Brazil	8
5	J.R. Smith	G	6-6	220	St. Benedict's Prep (NJ)	6
23	Shelden Williams	F	6-9	250	Duke	4

Head Coach: ..... George Karl (North Carolina)
Assistant Coaches: ..... Adrian Dantley (Notre Dame), Melvin Hunt (Baylor),
..... John Welch (UNLV)
Assistant Coach/Player Development: ..... Stacey Augmon (UNLV)
Assistant Coach/Advance Scout: ..... Chad Iske (Kansas)
Advance Scout: ..... Jesse Mermuys (Arizona)
Asst. Coach/Strength & Conditioning: ..... Steve Hess (Ithaca)
Athletic Trainer: ..... Jim Gillen (Ft. Hays State)
Asst. Athletic Trainer/
Asst. Strength & Conditioning Coach: ..... Matt Friia (Ithaca), Dan Shimensky (Central Washington)

NUGGETS 2010-11 TEAM HIGHS & LOWS

	HIGH	LOW
Points	138 vs. PHX, 11/28	82 @ ORL, 3/18
Field Goals Made	50 vs. GS, 4/11	25 @ POR, 11/18
Field Goals Attempted	102 @ LAC, 3/5 *	65 (2) @ NJ, 1/31
Field Goal Percentage	.608 (45-74) vs. CHA, 3/2	.359 (28-78) @ ORL, 3/18
Three-Pointers Made	19 vs. MIN, 4/9	3 (7) @ UTA, 4/13
Three-Pointers Attempted	38 vs. MIN, 4/9	8 vs. HOU, 1/3
Three-Point Percentage	.619 (13-21) (2) vs. CLE, 1/15	.176 (3-17) @ PHX, 11/15
Free-Throws Made	45 vs. LAC, 12/3 *	9 vs. DAL, 11/3
Free-Throws Attempted	59 vs. LAC, 12/3 *	12 vs. DAL, 11/3

	HIGH	LOW
Free-Throw Percentage	.923 (24-26) @ GS, 11/22	.559 (19-34) vs. MIN, 4/9
Total Rebounds	58 vs. SAC, 1/1	27 (2) @ NJN, 1/31
Offensive Rebounds	24 @ LAC, 3/5	3 (2) @ MIL, 2/16
Defensive Rebounds	45 (2) vs. BOS, 2/24	19 @ IND, 11/9
Assists	35 vs. MIN, 4/9	12 (3) @ SAC, 1/6
Steals	16 @ DAL, 11/6	0 @ SAC, 1/6
Turnovers	23 @ SAC, 1/6	6 vs. ATL, 2/28
Blocked Shots	11 vs. LAC, 12/3	0 @ PHI, 1/30
Personal Fouls	31 (2) vs. HOU, 2/7	8 vs. DET, 3/12

OPPONENTS 2010-11 TEAM HIGHS & LOWS

	HIGH	LOW
Points	144 @ IND, 11/9 *	75 by BOS, 2/24
Field Goals Made	56 @ IND, 11/9 *	27 by UTA, 10/27
Field Goals Attempted	102 by PHX, 11/28 *	68 (2) @ SA, 1/16
Field Goal Percentage	.644 (56-87) @ IND, 11/9	.367 (29-79) by CHA, 3/2
Three-Pointers Made	16 @ IND, 11/9	2 (5) by SAC, 4/1
Three-Pointers Attempted	32 (3) by SA, 3/23	6 @ MEM, 2/13
Three-Point Percentage	.600 (9-15) @ NJ, 1/31	.105 (2-19) by ATL, 2/28
Free-Throws Made	31 by UTA, 10/27	6 by SAC, 1/1
Free-Throws Attempted	43 by UTA, 10/27	7 by DET, 3/12

	HIGH	LOW
Free-Throw Percentage	1.000 (7-7_ by DET, 3/12	.400 (6-15) by SAC, 1/1
Total Rebounds	57 @ LAC, 1/5	28 by CHA, 3/2
Offensive Rebounds	19 @ LAC, 1/5	3 (2) by BOS, 2/24
Defensive Rebounds	43 (2) @ POR, 2/25 (OT)	21 (2) @ NO, 3/14
Assists	37 @ IND, 11/9 *	12 @ DAL, 11/6
Steals	15 by SAC, 1/1	2 by NO, 1/9
Turnovers	22 by UTA, 10/27	6 (2) @ NY, 12/12
Blocked Shots	12 (2) by NY, 11/16	1 (3) by DET, 3/12
Personal Fouls	37 by LAC, 12/3 *	15 by MIA, 1/13

* Denotes NBA High/Low

2010-11 GAME-BY-GAME RESULTS (50-32)

NO.	DATE	OPPONENT	W-L	SCORE	HOME	ROAD	TOTAL	DEN. HIGH SCORER	OPP. HIGH SCORER	ATTEND.
1	10/27	UTAH	W	110-88	1-0	0-0	1-0	Anthony-23	Williams-17	19,155 $
2	10/29	@New Orleans	L	95-101	1-0	0-1	1-1	Anthony-24	Paul-18	12,474
3	10/30	@Houston	W	107-94	1-0	1-1	2-1	Harrington-28	Scola-28	18,161
4	11/3	DALLAS	L	101-102	1-1	1-1	2-2	Anthony-20	Nowitzki-35	14,159
5	11/5	L.A. CLIPPERS	W	111-104	2-1	1-1	3-2	Anthony-30	Griffin-26	15,559
6	11/6	@Dallas	W	103-92	2-1	2-1	4-2	Anthony-27	Terry-26	19,948
7	11/8	@Chicago	L	92-94	2-1	2-2	4-3	Anthony-32	Rose-18	21,355
8	11/9	@Indiana	L	113-144	2-1	2-3	4-4	Lawson-19	Dunleavy-31	11,122
9	11/11	L.A. LAKERS	W	118-112	3-1	2-3	5-4	Anthony-32	Bryant-34	19,155 $
10	11/15	@Phoenix	L	94-100	3-1	2-4	5-5	Anthony-20	Warrick-21	17,744
11	11/16	NEW YORK	W	120-118	4-1	2-4	6-5	Anthony-26	Stoudemire-24	15,190
12	11/18	@Portland	L	83-86	4-1	2-5	6-6	Anthony-18	Aldridge-24	20,532
13	11/20	NEW JERSEY	W	107-103	5-1	2-5	7-6	Anthony-28	Lopez-20	16,396
14	11/22	@Golden State	W	106-89	5-1	3-5	8-6	Anthony-39	Ellis-20	18,023
15	11/26	CHICAGO	W	98-97	6-1	3-5	9-6	Anthony-22	Watson-33	19,155 $
16	11/28	PHOENIX	W	138-133	7-1	3-5	10-6	Smith-30	Richardson-39	15,482
17	12/1	MILWAUKEE	W	105-94	8-1	3-5	11-6	Nene-24	Salmons-21	14,221
18	12/3	L.A. CLIPPERS	W	109-104	9-1	3-5	12-6	Anthony-26	Gordon-24	15,829
19	12/5	MEMPHIS	W	108-107	10-1	3-5	13-6	Nene-27	Gay-24	15,017
20	12/7	@Charlotte	L	98-100	10-1	3-6	13-7	Billups-25	Jackson-23	15,737
21	12/8	@Boston	L	89-105	10-1	3-7	13-8	Lawson-24	Allen-28	18,624
22	12/10	@Toronto	W	123-116	10-1	4-7	14-8	Harrington-31	Kleiza-26	14,714
23	12/12	@New York	L	125-129	10-1	4-8	14-9	Anthony-31	Stoudemire-30	19,387
24	12/14	ORLANDO	W	111-94	11-1	4-8	15-9	Anthony-35	Redick-29	16,247
25	12/16	SAN ANTONIO	L	112-113	11-2	4-8	15-10	Anthony-31	Duncan-28	16,190
26	12/18	MINNESOTA	W	115-113	12-2	4-8	16-10	Anthony-24	Love-43	15,409
27	12/22	@San Antonio	L	103-109	12-2	4-9	16-11	Lawson/Smith-22	Ginobili/Neal-22	18,581
28	12/25	@Oklahoma City	L	106-114	12-2	4-10	16-12	Billups-30	Durant-44	18,203
29	12/26	PHILADELPHIA	L	89-95	12-3	4-10	16-13	Billups-24	Holiday-22	19,155 $
30	12/28	PORTLAND	W	95-77	13-3	4-10	17-13	Billups-18	Aldridge-18	17,388
31	12/29	@Minnesota	W	119-113	13-3	5-10	18-13	Billups-36	Beasley-33	17,093
32	1/1	SACRAMENTO	W	104-86	14-3	5-10	19-13	Billups-22	Thompson-17	17,466
33	1/3	HOUSTON	W	113-106	15-3	5-10	20-13	Anthony-33	Scola-24	17,136
34	1/5	@L.A. Clipper	L	93-106	15-3	5-11	20-14	Anthony-31	Gordon-28	17,540
35	1/6	@Sacramento	L	102-122	15-3	5-12	20-15	Anthony-26	Evans-27	13,184
36	1/9	NEW ORLEANS	L	87- 96	15-4	5-12	20-16	Harrington-20	Paul-20	16,283
37	1/11	PHOENIX	W	132-98	16-4	5-12	21-16	Afflalo-31	Nash/Carter-15	14,874
38	1/13	MIAMI	W	130-102	17-4	5-12	22-16	Smith-28	Bosh-24	19,155 $
39	1/15	CLEVELAND	W	127-99	18-4	5-12	23-16	Nene-22	Sessions-21	17,668
40	1/16	@San Antonio	L	97-110	18-4	5-13	23-17	Harrington-18	Parker-30	18,581
41	1/19	OKLAHOMA CITY	W	112-107	19-4	5-13	24-17	Anthony-35	Westbrook-28	16,872
42	1/21	L.A. LAKERS	L	97-107	19-5	5-13	24-18	Anthony-23	Gasol/Artest-19	19,155 $
43	1/23	INDIANA	W	121-107	20-5	5-13	25-18	Anthony-36	Hansbrough-27	17,047
44	1/25	@Washington	W	120-109	20-5	6-13	26-18	Anthony-23	Young-26	16,121
45	1/26	@Detroit	W	109-100	20-5	7-13	27-18	Billups-26	Bynum-19	16,212
46	1/28	@Cleveland	W	117-103	20-5	8-13	28-18	Anthony-33	Hickson-24	19,642
47	1/30	@Philadelphia	L	99-110	20-5	8-14	28-19	Billups-27	Iguodala-24	15,612
48	1/31	@New Jersey	L	99-115	20-5	8-15	28-20	Anthony-37	Lopez-27	14,039
49	2/2	PORTLAND	W	109-90	21-5	8-15	29-20	Nene-22	Matthews-19	15,258
50	2/4	UTAH	L	106-113	21-6	8-15	29-21	Anthony-31	Jefferson-28	19,155 $
51	2/5	@Minnesota	W	113-100	21-6	9-15	30-21	Anthony-25	Beasley-23	15,389
52	2/7	HOUSTON	L	103-108	21-7	9-15	30-22	Anthony-50	Martin-37	14,595
53	2/9	@Golden State	L	114-116	21-7	9-16	30-23	Anthony-29	Ellis-37	18,430
54	2/10	DALLAS	W	121-120	22-7	9-16	31-23	Anthony-42	Terry-25	12,673
55	2/13	@Memphis	L	108-116	22-7	9-17	31-24	Anthony-28	Arthur-24	15,398
56	2/14	@Houston	L	102-121	22-7	9-18	31-25	Afflalo-17	Lee-22	16,450
57	2/16	@Milwaukee	W	94-87	22-7	10-18	32-25	Anthony-38	Salmons-33	16,033
58	2/22	MEMPHIS	W	120-107	23-7	10-18	33-25	Smith-26	Allen-26	14,638
59	2/24	BOSTON	W	89-75	24-7	10-18	34-25	Martin-18	Pierce-17	18,524
60	2/25	@Portland	L	106-107*	24-7	10-19	34-26	Gallinari-30	Aldridge-24	20,659
61	2/28	ATLANTA	W	100-90	25-7	10-19	35-26	Smith-19	Johnson-22	16,163
62	3/2	CHARLOTTE	W	120-80	26-7	10-19	36-26	Chandler-16	Carroll-19	14,255
63	3/3	@Utah	W	103-101	26-7	11-19	37-26	Lawson-23	Miles-22	19,524
64	3/5	@L.A. Clipper	L	94-100	26-7	11-20	37-27	Nene-25	Bledsoe-20	19,060
65	3/10	@Phoenix	W	116-97	26-7	12-20	38-27	Nene-22	Gortat-14	17,465
66	3/12	DETROIT	W	131-101	27-7	12-20	39-27	Smith-31	Wilcox-21	19,155 $
67	3/14	@New Orleans	W	114-103	27-7	13-20	40-27	Lawson-23	Paul-27	11,782
68	3/16	@Atlanta	W	102-87	27-7	14-20	41-27	Nene-20	Pachulia-19	14,669
69	3/18	@Orlando	L	82-85	27-7	14-21	41-28	Chandler-20	Howard-16	19,113
70	3/19	@Miami	L	98-103	27-7	14-22	41-29	Smith-27	James-33	19,600
71	3/21	TORONTO	W	123-90	28-7	14-22	42-29	Lawson-23	Bargnani-20	16,258
72	3/23	SAN ANTONIO	W	115-112	29-7	14-22	43-29	Harrington-27	Neal-25	19,155 $
73	3/25	WASHINGTON	W	114-94	30-7	14-22	44-29	Tied with-17	Crawford-19	19,308 $
74	3/30	SACRAMENTO	W	104-90	31-7	14-22	45-29	Lawson-20	Thornton-27	17,955
75	4/1	@Sacramento	W	99-90	31-7	15-22	46-29	Felton-17	Garcia-17	15,871
76	4/3	@L.A. Lakers	W	95-90	31-7	16-22	47-29	Gallinari-22	Bryant-28	18,997
77	4/5	OKLAHOMA CITY	L	94-101	31-8	16-22	47-30	Lawson-28	Durant-32	18,203
78	4/6	@Dallas	W	104-96	31-8	17-22	48-30	Smith-23	Marion-21	20,364
79	4/8	@Oklahoma City	L	89-104	31-8	17-23	48-31	Nene-18	Durant-28	18,203
80	4/9	MINNESOTA	W	130-106	32-8	17-23	49-31	Lawson-37	Hayward/Webster-15	19,155 $
81	4/11	GOLDEN STATE	W	134-111	33-8	17-23	50-31	Smith-22	Curry/D.Wright-27	19,155 $
82	4/13	@Utah	L	103-107	33-8	17-24	50-32	Chandler-27	Hayward-34	19,051

* Denotes number of overtime periods

$ Ball Arena (previously known as Pepsi Center) sellout

2011-12 ROSTER

NO.	PLAYER	POS	HT	WT	COLLEGE/COUNTRY	EXP.
6	Arron Afflalo	G	6-5	215	UCLA	3
11	Chris Andersen	F/C	6-10	228	Blinn (Texas) J.C.	8
13	Corey Brewer	F	6-9	188	Florida	4
	DeMarre Carroll	F	6-8	212	Missouri	3
21	Wilson Chandler	F	6-8	225	DePaul	4
35	Kenneth Faried	F	6-8	228	Morehead St.	R
5	Rudy Fernandez	G/F	6-6	185	Spain	3
8	Danilo Gallinari	F	6-10	225	Italy	3
1	Jordan Hamilton	G/F	6-7	220	Texas	R
7	Al Harrington	F	6-9	250	St. Patrick's HS (Elizabeth, NJ)	13
41	Kosta Koufos	C	7-0	265	Ohio State	3
3	Ty Lawson	G	5-11	195	North Carolina	2
34	JaVale McGee	C	7-0	250	Nevada	3
24	Andre Miller	G	6-2	200	Utah	12
25	Timofey Mozgov	C	7-1	250	Russia	1
31	Nenê	F/C	6-11	250	Brazil	9
10	Julyan Stone	G	6-7	200	UTEP	R

Head Coach: George Karl (North Carolina)
Assistant Coaches: Melvin Hunt (Baylor), Chad Iske (Kansas)
John Welch (UNLV)
Assistant Coach/Advance Scout: Jesse Mermuys (Arizona)
Video Operations/Player Development: Ryan Bowen (Iowa)
Player Development Coordinator: Pat Mutombo (Metro State College of Denver)
Asst. Coach/Strength & Conditioning: Steve Hess (Ithaca)
Athletic Trainer: Jim Gillen (Ft. Hays State)
Asst. Athletic Trainer/Strength & Conditioning: Dan Shimensky (Central Washington)
Asst. Strength & Conditioning Coach: Felipe Eichenberger (NW Oklahoma State)

NUGGETS 2011-12 TEAM HIGHS & LOWS

	HIGH	LOW
Points	131 @ MIN, 4/26	81 vs. NOH, 1/9
Field Goals Made	56 @ MIN, 4/26*	29 vs. NOH, 1/9
Field Goals Attempted	101 @ OKC, 2/19 (OT)	70 vs. TOR, 1/27
Field Goal Percentage	.629 (56-89) @ MIN, 4/26	.357(30-84) @DAL, 2/15
Three-Pointers Made	12 (3) @ LAC, 2/2	2 (3) @ CHA, 3/30
Three-Pointers Attempted	28 @ DAL, 12/26	9 (2) vs. MEM, 3/11
Three-Point Percentage	.611 (11-18)vs. NJN, 1/11	.111 (2-18) vs. LAL, 1/1
Free-Throws Made	31 (2) @ NYK, 1/21 (2OT)	8 vs. ORL, 4/22
Free-Throws Attempted	43 @ NYJ, 121 (2OT)	11 vs. ORL, 4/22

	HIGH	LOW
Free-Throw Percentage	.941 (16-17) @ PHX, 4/21	.576 (19-33) vs. HOU, 2/6
Total Rebounds	60 vs. GSW, 4/9	30 @ POR, 12/29
Offensive Rebounds	21 vs. POR, 2/29	3 @ POR, 12/29
Defensive Rebounds	44 vs. GSW, 4/9	20 @ NOH, 4/4
Assists	37 vs. NJN, 1/11	14 (2) @ IND, 2/11
Steals	17 vs. UTA, 12/28	3 vs. LAC, 1/29
Turnovers	27 vs. SAC, 1/4	5 vs. PHX, 4/6
Blocked Shots	13 vs. PHX, 2/14	1 (3) @ NOH, 4/4
Personal Fouls	27 @ HOU, 3/2	12 @ CHI, 3/26

OPPONENTS 2011-12 TEAM HIGHS & LOWS

	HIGH	LOW
Points	124 @ OKC, 2/19 (OT)	74 by ORL, 4/22
Field Goals Made	49 @ SAS, 1/7	28 by ORL, 4/22
Field Goals Attempted	99 (3) @ MIN, 3/25	67 @ NOH, 4/4
Field Goal Percentage	.593 (48-81) @ UTA, 3/23	.323 (30-93)by SAC, 1/4
Three-Pointers Made	20 by NJN, 1/11*	2 (2) by SAC, 1/4
Three-Pointers Attempted	35 (2) @ MIN, 3/25	10 (2) @ NOH, 4/4
Three-Point Percentage	.778 (14-18) by DET, 3/21*	.083 (2-24) @LAL, 12/31
Free-Throws Made	28 @ MEM, 1/31 (OT)	5 @ LAC, 2/2
Free-Throws Attempted	35 @ MEM, 1/31 (OT)	9 by DAL, 2/8

	HIGH	LOW
Free-Throw Percentage	1.000 (15-15) @ MIN, 3/25*	.417 (5-12) @ LAC, 2/2
Total Rebounds	54 vs. PHX, 4/56	27 (2) by GSW, 4/9
Offensive Rebounds	18 (4) @ PHX, 4/21	4 by BOS, 3/17
Defensive Rebounds	43 @ POR, 12/29	20 (3) by GSW, 4/9
Assists	33 by DAL, 3/19	12 by SAC, 1/4
Steals	16 by SAC, 1/4	1 @ HOU, 3/2
Turnovers	25 @ POR, 12/29	8 by SAS, 2/23
Blocked Shots	14 by GSW, 2/9	1 by CLE, 3/7
Personal Fouls	34 @ NYK, 1/21 (2OT)	12 @ LAL, 4/13

* Denotes NBA High/Low

2011-12 GAME-BY-GAME RESULTS (38-28)

NO.	DATE	OPPONENT	W-L	SCORE	HOME	ROAD	TOTAL	DEN. HIGH SCORER	OPP. HIGH SCORER	ATTEND.
1	12/26	@Dallas	W	115- 93	0-0	1-0	1-0	Lawson-27	Nowitzki-20	20,408
2	12/28	UTAH	W	117-100	1-0	1-0	2-0	Nene-25	Jefferson-19	19,155 $
3	12/29	@Portland	L	102-111	1-0	1-1	2-1	Lawson-25	Matthews-25	20,531
4	12/31	@L.A. Lakers	L	89- 92	1-0	1-2	2-2	Harrington-21	Bynum-29	18,997
5	1/1	L.A. LAKERS	W	99- 90	2-0	1-2	3-2	Gallinari-20	Gasol-20	19,155 $
6	1/2	MILWAUKEE	W	91- 86	3-0	1-2	4-2	Gallinari-21	Jackson-17	14,142
7	1/4	SACRAMENTO	W	110- 83	4-0	1-2	5-2	Harrington-15	Cousins-26	14,562
8	1/6	@New Orleans	W	96- 88	4-0	2-2	6-2	Gallinari-23	Vasquez-16	13,035
9	1/7	@San Antonio	L	117-121	4-0	2-3	6-3	Gallinari-31	Green-24	17,537
10	1/9	NEW ORLEANS	L	81- 94	4-1	2-3	6-4	Gallinari-15	Landry-21	14,002
11	1/11	NEW JERSEY	W	123-115	5-1	2-3	7-4	Gallinari-22	Farmar-26	14,139
12	1/13	MIAMI	W	117-104	6-1	2-3	8-4	Lawson-24	James-35	19,155 $
13	1/15	UTAH	L	96-106	6-2	2-3	8-5	Gallinari-18	Millsap-26	16,208
14	1/17	@Milwaukee	W	105- 95	6-2	3-3	9-5	Brewer-22	Jennings-30	11,322
15	1/18	@Philadelphia	W	108-104(OT)	6-2	4-3	10-5	Miller-28	T. Young-22	15,201
16	1/20	@Washington	W	108-104	6-2	5-3	11-5	Harrington-29	Young-25	14,866
17	1/21	@New York	W	119-114(2OT)	6-2	6-3	12-5	Gallinari-37	Anthony-25	19,763
18	1/25	@Sacramento	W	122- 93	6-2	7-3	13-5	Gallinari-23	Fredette-19	12,097
19	1/27	TORONTO	W	96- 81	7-2	7-3	14-5	Fernandez-23	Barbosa-19	18,855
20	1/29	L.A. CLIPPERS	L	105-109	7-3	7-3	14-6	Nene-18	Billups-32	19,495 $
21	1/31	@Memphis	L	97-100(OT)	7-3	7-4	14-7	Harrington-23	Gasol-20	13,651
22	2/2	@L.A. Clipper	W	112- 91	7-3	8-4	15-7	Gallinari-21	Griffin-18	19,223
23	2/3	L.A. LAKERS	L	89- 93	7-4	8-4	15-8	Harrington-24	Bynum-22	19,155 $
24	2/4	@Portland	L	97-117	7-4	8-5	15-9	Gallinari-20	Batum-33	20,583
25	2/6	HOUSTON	L	90- 99	7-5	8-5	15-10	Fernandez-14	Scola-25	14,501
26	2/8	DALLAS	L	95-105	7-6	8-5	15-11	Fernandez-17	Nowitzki-25	15,970
27	2/9	GOLDEN STATE	L	101-109	7-7	8-5	15-12	Afflalo-26	Curry-36	14,960
28	2/11	@Indiana	W	113-109	7-7	9-5	16-12	Lawson-27	Granger-26	15,313
29	2/14	PHOENIX	W	109- 92	8-7	9-5	17-12	Afflalo-20	Morris-21	17,873
30	2/15	@Dallas	L	84-102	8-7	9-6	17-13	Fernandez-14	Marion-16	20,075
31	2/17	@Memphis	L	102-103	8-7	9-7	17-14	Brewer-26	Gay-20	15,201
32	2/19	@Oklahoma City	L	118-124(OT)	8-7	9-8	17-15	Afflalo-27	Durant-51	18,203
33	2/20	MINNESOTA	W	103-101(OT)	9-7	9-8	18-15	Harrington-31	Love-22	17,263
34	2/22	@L.A. Clipper	L	95-103	9-7	9-9	18-16	Afflalo-20	Paul-36	19,163
35	2/23	SAN ANTONIO	L	99-114	9-8	9-9	18-17	Brewer-23	Blair-28	18,875
36	2/29	PORTLAND	W	104- 95	10-8	9-9	19-17	Lawson-18	Crawford-21	15,715
37	3/2	@Houston	W	117-105	10-8	10-9	20-17	Lawson-22	Martin-35	16,879
38	3/4	@San Antonio	W	99- 94	10-8	11-9	21-17	Lawson-22	Parker-25	18,581
39	3/5	SACRAMENTO	W	119-116(OT)	11-8	11-9	22-17	Afflalo-32	Evans-27	14,823
40	3/7	CLEVELAND	L	99-100	11-9	11-9	22-18	Harrington-22	Jamison-33	15,816
41	3/9	NEW ORLEANS	W	110- 97	12-9	11-9	23-18	Afflalo-28	Thomas-18	19,155 $
42	3/11	MEMPHIS	L	91- 94	12-10	11-9	23-19	Brewer-15	Mayo-22	17,737
43	3/13	ATLANTA	W	118-117(OT)	13-10	11-9	24-19	Nene-22	J. Johnson-34	15,594
44	3/15	OKLAHOMA CITY	L	90-103	13-11	11-9	24-20	Miller-17	Durant-24	18,458
45	3/17	BOSTON	W	98- 91	14-11	11-9	25-20	Gallinari-20	Garnett-22	19,003
46	3/19	DALLAS	L	95-112	14-12	11-9	25-21	Afflalo-24	Nowitzki-33	16,683
47	3/21	DETROIT	W	116-115	15-12	11-9	26-21	Lawson-25	Gordon-45	16,681
48	3/23	@Utah	L	102-121	15-12	11-10	26-22	Harrington-20	Jefferson-23	19,250
49	3/25	@Minnesota	L	100-117	15-12	11-11	26-23	Faried-17	Love-30	20,023
50	3/26	@Chicago	W	108- 91	15-12	12-11	27-23	Lawson-27	Watson-17	22,274
51	3/28	@Toronto	L	96-105	15-12	12-12	27-24	Lawson-26	Bargnani-26	15,867
52	3/30	@Charlotte	W	99- 88	15-12	13-12	28-24	Afflalo-19	Henderson-21	13,806
53	4/1	@Orlando	W	104-101	15-12	14-12	29-24	Lawson-25	Nelson-27	18,846
54	4/4	@New Orleans	L	92- 94	15-12	14-13	29-25	Lawson-22	Gordon-15	15,020
55	4/6	PHOENIX	W	105- 99	16-12	14-13	30-25	Afflalo-30	Brown-18	19,155 $
56	4/7	@Golden State	L	97-112	16-12	14-14	30-26	Lawson-23	Rush-20	18,942
57	4/9	GOLDEN STATE	W	123- 84	17-12	14-14	31-26	Faried-27	Thompson-17	15,530
58	4/11	MINNESOTA	W	113-107	18-12	14-14	32-26	Lawson-24	Randolph-28	15,823
59	4/13	@L.A. Lakers	L	97-103	18-12	14-15	32-27	Miller-20	Bynum-30	18,997
60	4/15	HOUSTON	W	101- 86	19-12	14-15	33-27	Lawson-20	Budinger-19	17,954
61	4/16	@Houston	W	105-102	19-12	15-15	34-27	Afflalo-26	Dragic-21	15,988
62	4/18	L.A. CLIPPERS	L	98-104	19-13	15-15	34-28	Lawson-24	Paul-21	17,219
63	4/21	@Phoenix	W	118-107	19-13	16-15	35-28	Lawson-29	Brown-28	15,877
64	4/22	ORLANDO	W	101- 74	20-13	16-15	36-28	Gallinari-17	Anderson-24	19,155 $
65	4/25	@Oklahoma City	W	106-101	20-13	17-15	37-28	Lawson-25	Durant-32	18,203
66	4/26	@Minnesota	W	131-102	20-13	18-15	38-28	McGee-19	Barea-20	14,824

$ Ball Arena (previously known as Pepsi Center) sellout

2012-13 ROSTER

NO.	PLAYER	POS	HT	WT	COLLEGE/COUNTRY	EXP.
13	Corey Brewer	F	6-9	188	Florida/USA	5
21	Wilson Chandler	F	6-8	225	DePaul/USA	5
35	Kenneth Faried	F	6-8	228	Morehead St./USA	1
94	Evan Fournier	G	6-6	200	Poitiers/France	R
8	Danilo Gallinari	F	6-10	225	Olimpia Milano/Italy	4
1	Jordan Hamilton	G/F	6-8	220	Texas/USA	1
9	Andre Iguodala	G/F	6-6	207	Arizona/USA	8
41	Kosta Koufos	C	7-0	265	Ohio State/USA	4
3	Ty Lawson	G	5-11	195	North Carolina/USA	3
34	JaVale McGee	C	7-0	252	Nevada-Reno/USA	4
30	Quincy Miller	F	6-9	210	Baylor/USA	R
24	Andre Miller	G	6-2	200	Utah/USA	13
25	Timofey Mozgov	C	7-1	250	Khimki Moscow/Russia	2
15	Anthony Randolph	F	6-11	225	LSU/USA	4
10	Julyan Stone	G	6-6	200	UTEP/USA	1

Head Coach: George Karl (North Carolina)
Assistant Coaches: Melvin Hunt (Baylor), Chad Iske (Kansas)
John Welch (UNLV), Ryan Bowen (Iowa),
Patrick Mutombo (Metropolitian State College of Denver),
Vance Walberg (Cal-State Bakersfield)
Asst. Coach/Strength & Conditioning: Steve Hess (Ithaca)
Athletic Trainer: Jim Gillen (Ft. Hays State)
Asst. Athletic Trainer/Strength & Conditioning: Dan Shimensky (Central Washington)
Asst. Strength & Conditioning Coach: Felipe Eichenberger (NW Oklahoma State)

NUGGETS 2012-13 TEAM HIGHS & LOWS

	HIGH	LOW
Points	132 vs. HOU, 4/6	72 @ MEM, 12/29
Field Goals Made	54 vs. HOU, 4/6*	29 @ MEM, 12/29
Field Goals Attempted	113 (2) @ BOS, 2/10 (3OT)*	68 @ MEM, 12/29
Field Goal Percentage	.581 (50-86) vs. CHI, 2/7	.375 (33-88) @ PHI, 10/31
Three-Pointers Made	13 vs. SAC, 1/26	0 @ POR, 12/20*
Three-Pointers Attempted	31 vs. SAC, 1/26	10 vs. MEM, 12/14
Three-Point Percentage	.706 (12-17) @ BKN, 2/13	.000 (0-22) POR, 12/20*
Free-Throws Made	32 @ MIL, 4/15	5 @ PHI, 10/31
Free-Throws Attempted	46 @ MIL, 4/15	11 @ PHI, 10/31

	HIGH	LOW
Free-Throw Percentage	.889 (24-27) vs. POR, 4/14	.455 (5-11) @ PHI, 10/31
Total Rebounds	65 (2) @ BOS, 2/10 (3OT)	32 vs. NOH, 2/1
Offensive Rebounds	23 (2) vs. TOR, 12/3*	5 @ NYK, 12/9
Defensive Rebounds	50 @ BOS, 2/10 (3OT)	23 vs. PHI, 3/21
Assists	40 vs. HOU, 4/6	13 @ MIA, 11/3
Steals	16 @ POR, 2/27	2 @ PHX, 11/12
Turnovers	23 vs. OKC, 1/20 (OT)	7 vs. BOS, 2/19
Blocked Shots	12 (4) vs. MIL, 2/5	1 @ LAL, 11/30
Personal Fouls	33 vs. OKC, 1/20 (OT)	7 vs. ORL, 1/9

OPPONENTS 2012-13 TEAM HIGHS & LOWS

	HIGH	LOW
Points	126 @ SAS, 11/17	78 by LAC, 1/1
Field Goals Made	48 vs. MIL, 2/5	30 (3) by MEM, 3/15
Field Goals Attempted	108 @ BOS, 2/10 (3OT)	72 by NOH, 2/1
Field Goal Percentage	.540 (47-87) @ LAL, 11/30	.353 (2) (30-85) by MEM, 3/15
Three-Pointers Made	17 @ LAL, 11/30	2 (2) by CHA, 2/23
Three-Pointers Attempted	36 @ POR, 12/20	11 by CHA, 2/23
Three-Point Percentage	.593 (2) (16-27) @ BKN, 2/13	.143 (2-14) by MIN, 12/12
Free-Throws Made	40 vs. OKC, 1/20 (OT)	4 by MEM, 12/29
Free-Throws Attempted	48 vs. OKC, 1/20 (OT)	7 by MEM, 12/29

	HIGH	LOW
Free-Throw Percentage	.913 (21-23) @ TOR, 2/12	.529 (9-17) vs. SAC, 3/23
Total Rebounds	54 @ GSW, 11/10 (2OT)	29 by MIA, 11/15
Offensive Rebounds	24 vs. BKN, 3/29	5 by MIA, 11/15
Defensive Rebounds	43 @ BOS, 2/10 (3OT)	18 by CHI, 2/7
Assists	34 @ BOS, 2/10 (3OT)	12 by CLE, 1/11
Steals	15 @ HOU, 11/7	2 (2) by MIN, 1/3
Turnovers	23 (3) vs. POR, 4/14	6 by PHX, 11/12
Blocked Shots	14 by CHA, 12/22	1 by SAC, 12/16
Personal Fouls	30 (2) by TOR, 12/3	14 (2) by MIA, 11/15

* Denotes NBA High/Low

2012-13 GAME-BY-GAME RESULTS (57-25)

NO.	DATE	OPPONENT	W-L	SCORE	HOME	ROAD	TOTAL	DEN. HIGH SCORER	OPP. HIGH SCORER	ATTEND.
1	10/31	@Philadelphia	L	75-84	0-0	0-1	0-1	Lawson-16	Hawes-16	19,101
2	11/2	@Orlando	L	89-102	0-0	0-2	0-2	Gallinari-23	Davis-29	18,846
3	11/3	@Miami	L	116-119	0-0	0-3	0-3	Iguodala-22, Faried-22	Bosh-40	20,104
4	11/6	DETROIT	W	109-97	1-0	0-3	1-3	Iguodala-17	Monroe-27	19,1555
5	11/7	@Houston	W	93-87	1-0	1-3	2-3	Lawson-21	Delfino-19	13,372
6	11/9	UTAH	W	104-84	2-0	1-3	3-3	Brewer-20	Hayward-15	15,523
7	11/10	@Golden State	W	107-101(2OT)	2-0	2-3	4-3	Gallinari-21	Thompson-23	19,596
8	11/12	@Phoenix	L	100-110	2-0	2-4	4-4	Iguodala-17	Dragic-21	14,060
9	11/15	MIAMI	L	93-98	2-1	2-4	4-5	A. Miller-19	James-27	19,155
10	11/17	@San Antonio	L	100-126	2-1	2-5	4-6	Gallinari-15	Ginobili-20	18,581
11	11/19	@Memphis	W	97-92	2-1	3-5	5-6	Gallinari-26	Gay-22	15,111
12	11/21	@Minnesota	W	101-94	2-1	4-5	6-6	Gallinari-19	Love-34	16,879
13	11/23	GOLDEN STATE	W	102-91	3-1	4-5	7-6	Iguodala-29	Lee-21	18,523
14	11/25	NEW ORLEANS	W	102- 84	4-1	4-5	8-6	Iguodala-23	Roberts-17	15,402
15	11/26	@Utah	L	103-105	4-1	4-6	8-7	Faried-21	Jefferson-28	18,776
16	11/29	@Golden State	L	105-106	4-1	4-7	8-8	Iguodala-22	Lee-31	17,627
17	11/30	@L.A. Lakers	L	103-122	4-1	4-8	8-9	Gallinari-19	Jamison-33	18,997
18	12/3	TORONTO	W	113-110	5-1	4-8	9-9	Brewer-19	Lowry-24	15,221
19	12/5	@Atlanta	L	104-108	5-1	4-9	9-10	Lawson-32	Horford-25	14,101
20	12/7	@Indiana	W	92- 89	5-1	5-9	10-10	McGee-20, Brewer-20	George-22	15,289
21	12/9	@New York	L	106-112	5-1	5-10	10-11	Lawson-23	Anthony-34	19,033
22	12/11	@Detroit	W	101- 94	5-1	6-10	11-11	Lawson-26	Knight-20	10,265
23	12/12	@Minnesota	L	105-108	5-1	6-11	11-12	Faried-26	Pekovic-22	16,444
24	12/14	MEMPHIS	W	99- 94	6-1	6-11	12-12	Iguodala-20	Gay-21	16,367
25	12/16	@Sacramento	W	122- 97	6-1	7-11	13-12	McGee-19	Thomas-20	13,327
26	12/18	SAN ANTONIO	W	112-106	7-1	7-11	14-12	Gallinari-28	Duncan-31	17,092
27	12/20	@Portland	L	93-101	7-1	7-12	14-13	Lawson-13, Iguodala-13 Brewer-13	Batum-22	19,982
28	12/22	CHARLOTTE	W	110-88	8-1	7-12	15-13	Koufos-16	Sessions-23	17,555
29	12/25	@L.A. Clipper	L	100-112	8-1	7-13	15-14	Hamilton-16, Koufos-16	Crawford-22	19,346
30	12/26	L.A. LAKERS	W	126-114	9-1	7-13	16-14	Brewer-27	Bryant-40	19,155
31	12/28	@Dallas	W	106-85	9-1	8-13	17-14	Gallinari-39	Mayo-15	20,439
32	12/29	@Memphis	L	72- 81	9-1	8-14	17-15	Iguodala-12, McGee-12 Brewer-12	Gay-19	17,707
33	1/1	L.A. CLIPPERS	W	92-78	10-1	8-14	18-15	Gallinari-17	Bledsoe-12, Griffin-12	19,155
34	1/3	MINNESOTA	L	97-101	10-2	8-14	18-16	Lawson-16, Koufos-16	Barea-17, Shved-17	16,921
35	1/5	UTAH	W	110- 91	11-2	8-14	19-16	Gallinari-26	Millsap-15	19,155
36	1/6	@L.A. Lakers	W	112-105	11-2	9-14	20-16	Lawson-21	Bryant-29	18,997
37	1/9	ORLANDO	W	108-105	12-2	9-14	21-16	Lawson-19, Faried-19	Nelson-20	15,084
38	1/11	CLEVELAND	W	98-91	13-2	9-14	22-16	Gallinari-23	Irving-28	16,445
39	1/13	GOLDEN STATE	W	116-105	14-2	9-14	23-16	Gallinari-21	Curry-29	15,861
40	1/15	PORTLAND	W	115-111(OT)	15-2	9-14	24-16	Gallinari-25	Aldridge-30	15,521
41	1/16	@Oklahoma City	L	97-117	15-2	9-15	24-17	Koufos-16	Westbrook-32	18,203
42	1/18	WASHINGTON	L	108-112	15-3	9-15	24-18	Lawson-29	Beal-23	16,523
43	1/20	OKLAHOMA CITY	W	121-118(OT)	16-3	9-15	25-18	Brewer-26	Durant-37	19,155
44	1/23	@Houston	W	105-95	16-3	10-15	26-18	Lawson-21	Harden-23	16,867
45	1/26	SACRAMENTO	W	121-93	17-3	10-15	27-18	Lawson-26	Brooks-16	17,651
46	1/28	INDIANA	W	102-101	18-3	10-15	28-18	Gallinari-27	George-23	16,032
47	1/30	HOUSTON	W	118-110	19-3	10-15	29-18	Gallinari-27	Lin-22	17,399
48	2/1	NEW ORLEANS	W	113-98	20-3	10-15	30-18	Iguodala-24	Anderson-21	17,221
49	2/5	MILWAUKEE	W	112-104	21-3	10-15	31-18	Gallinari-22, Lawson-22	Dalembert-35	15,272
50	2/7	CHICAGO	W	128- 96	22-3	10-15	32-18	Chandler-24	Cook-19	19,325
51	2/9	@Cleveland	W	111-103	22-3	11-15	33-18	Gallinari-19	Irving-26	20,562
52	2/10	@Boston	L	114-118(3OT)	22-3	11-16	33-19	Lawson-29	Pierce-27	18,624
53	2/12	@Toronto	L	108-109	22-3	11-17	33-20	Lawson-29	DeRozan-22	16,738
54	2/13	@Brooklyn	L	108-119	22-3	11-18	33-21	Lawson-26	J. Johnson-26	17,251
55	2/19	BOSTON	W	97-90	23-3	11-18	34-21	Gallinari-26, Lawson-26	Green-20	19,155
56	2/22	@Washington	L	113-119	23-3	11-19	34-22	Lawson-27	Okafor-17, Beal-17	16,527
57	2/23	@Charlotte	W	113-99	23-3	12-19	35-22	Lawson-20	Walker-24	18,481
58	2/25	L.A. LAKERS	W	119-108	24-3	12-19	36-22	Chandler-23	Bryant-29	19,15
59	2/27	@Portland	W	111-109	24-3	13-19	37-22	Lawson-30	Lillard-26	20,077
60	3/1	OKLAHOMA CITY	W	105-103	25-3	13-19	38-22	Chandler-35	Westbrook-38	19,521
61	3/4	ATLANTA	W	104-88	26-3	13-19	39-2	Brewer-22	Horford-18	17,554
62	3/5	@Sacramento	W	120-113	26-3	14-19	40-22	Lawson-24	Thornton-32	11,923
63	3/7	L.A. CLIPPERS	W	107-92	27-3	14-19	41-22	Lawson-21	Barnes-19	18,857
64	3/9	MINNESOTA	W	111-88	28-3	14-19	42-22	Lawson-32	Gelabale-19	18,823
65	3/11	@Phoenix	W	108-93	28-3	15-19	43-22	Koufos-22	Johnson-18	15,597
66	3/13	NEW YORK	W	117-94	29-3	15-19	44-22	Chandler-24	Shumpert-20	19,155
67	3/15	MEMPHIS	W	87- 80	30-3	15-19	45-22	Koufos-18	Randolph-18	19,408
68	3/18	@Chicago	W	119-118(OT)	30-3	16-19	46-22	Chandler-35	Robinson-34	22,138
69	3/19	@Oklahoma City	W	114-104	30-3	17-19	47-22	Lawson-25	Durant-34	18,203
70	3/21	PHILADELPHIA	W	101-100	31-3	17-19	48-22	Brewer-29	Wilkins-24	19,155
71	3/23	SACRAMENTO	W	101-95	32-3	17-19	49-22	Gallinari-19	Cousins-24	19,155
72	3/25	@New Orleans	L	86-110	32-3	17-20	49-23	Gallinari-24	Anderson-23	11,185
73	3/27	@San Antonio	L	99-100	32-3	17-21	49-24	McGee-21	Duncan-23	18,581
74	3/29	BROOKLYN	W	109-87	33-3	17-21	50-24	Fournier-19	D. Williams-19	19,155
75	4/3	@Utah	W	113-96	33-3	18-21	51-24	Gallinari-21	Hayward-18	19,654
76	4/4	DALLAS	W	95-94	34-3	18-21	52-24	Brewer-23	B. Wright-16	19,155
77	4/6	HOUSTON	W	132-114	35-3	18-21	53-24	Brewer-22	Lin-23	19,155
78	4/10	SAN ANTONIO	W	96-86	36-3	18-21	54-24	Chandler-29	Duncan-17, Neal-17	16,651
79	4/12	@Dallas	L	105-108(OT)	36-3	18-22	54-25	Iguodala-18, Chandler-18 Brewer-18	Carter-22, Nowitzki-22	20,368
80	4/14	PORTLAND	W	118-109	37-3	18-22	55-25	Iguodala-28	Lillard-30	19,155
81	4/15	@Milwaukee	W	112-111	37-3	19-22	56-25	Lawson-26	Ellis-38	16,517
82	4/17	PHOENIX	W	118-98	38-3	19-22	57-25	Chandler-21	Scola-17	17,539

2013-14 ROSTER

NO.	PLAYER	POS	HT	WT	COLLEGE/COUNTRY	EXP.
00	Darrell Arthur	F	6-9	235	Kansas/USA	4
0	Aaron Brooks	G	6-0	161	Oregon/USA	5
21	Wilson Chandler	F	6-8	225	DePaul/USA	6
35	Kenneth Faried	F	6-8	228	Morehead St./USA	2
94	Evan Fournier	G	6-6	200	Poitiers/France	1
4	Randy Foye	G	6-4	213	Villanova/USA	7
8	Danilo Gallinari	F	6-10	225	Olimpia Milano/Italy	5
7	JJ Hickson	F	6-9	242	North Carolina State/USA	5
3	Ty Lawson	G	5-11	195	North Carolina/USA	4
34	JaVale McGee	C	7-0	252	Nevada-Reno/USA	5
30	Quincy Miller	F	6-9	220	Baylor/USA	1
25	Timofey Mozgov	C	7-1	250	Khimki Moscow/Russia	3
15	Anthony Randolph	F	6-11	225	LSU/USA	5
10	Nate Robinson	G	5-9	180	Washington/USA	8
24	Jan Vesely	F	6-11	240	Partizan Belgrade/Czech Republic	2

Head Coach: ..... Brian Shaw (UC Santa Barbara)
Assistant Coaches: ..... Lester Conner (Oregon State), Melvin Hunt (Baylor)
..... Patrick Mutombo (Metropolitian State University of Denver)
..... Noel Gillespie (Wisconsin Whitewater), Chris Farr (Cal State Hayward)
Asst. Coach/Strength & Conditioning: ..... Steve Hess (Ithaca)
Athletic Trainer: ..... Jim Gillen (Ft. Hays State)
Asst. Athletic Trainer/Strength & Conditioning: ..... Dan Shimensky (Central Washington)
Asst. Strength & Conditioning Coach: ..... Felipe Eichenberger (NW Oklahoma State)

NUGGETS 2013-14 TEAM HIGHS & LOWS

	HIGH	LOW
Points	137 (2) vs. NOP, 4/2	75 @ WAS, 12/9
Field Goals Made	54 vs. LAL, 3/7	28 @ IND, 2/10
Field Goals Attempted	1107 @ HOU, 4/6 (OT)	70 @ MEM, 12/28
Field Goal Percentage	.565 (52-99) vs. NOP, 4/2	.315 (28-89) @ IND, 2/10
Three-Pointers Made	15 (3) vs. NOP, 4/2	3 vs. GSW, 12/23
Three-Pointers Attempted	37 vs. CLE, 1/17	13 vs. GSW, 12/23
Three-Point Percentage	.583 (14-24) vs. LAL, 3/7	.179 (5-28) PHO, 2/18
Free-Throws Made	31 (2) vs. LAC, 2/3	8 @ WAS, 12/9
Free-Throws Attempted	44 vs. LAC, 2/3	13 (3) @ HOU, 4/6 (OT)

	HIGH	LOW
Free-Throw Percentage	.909 (10-11) vs. MIA, 12/30	.545(3) (12-22) @ CHI, 2/21
Total Rebounds	64 vs. POR, 2/25	25 @ MEM, 12/28
Offensive Rebounds	27 vs. POR, 2/25	5 (2) vs. IND, 1/25
Defensive Rebounds	42 (3) @ ATL, 3/15	19 @ MEM, 12/28
Assists	36 vs. LAL, 3/7	11 @ BOS, 12/6
Steals	15 vs. WAS, 3/23	3 (2) @ IND, 2/10
Turnovers	27 @ NOP, 4/2 (OT)	5 vs. POR, 11/1
Blocked Shots	12 (2) vs. NOP, 4/2	0 (2) @ NYK, 2/7
Personal Fouls	37 vs. MIN, 3/3	16 (3) @ ORL, 3/912

OPPONENTS 2013-14 TEAM HIGHS & LOWS

	HIGH	LOW
Points	133 by SAS, 3/28	74 @ WAS, 12/9
Field Goals Made	55 by SAS, 3/28	28 by POR, 2/25
Field Goals Attempted	103 by POR, 11/1	67 by MIA, 12/30
Field Goal Percentage	.575 (46-80) @ IND, 2/10	.353(30-85) by OKC, 1/9
Three-Pointers Made	15 by HOU, 4/9	2 (4) by UTA, 4/12
Three-Pointers Attempted	40 by HOU, 4/9	9 by MEM, 3/31
Three-Point Percentage	.636 (14-22) by POR, 11/1	.125 (2-16) @ BKN, 12/3
Free-Throws Made	52 by MIN, 3/3	5 @ WAS, 12/9
Free-Throws Attempted	64 by MIN, 3/3	9 (2) by DAL, 3/5

	HIGH	LOW
Free-Throw Percentage	1.000 (2) (13-13) @ ORL, 3/12	.556(2) (10-18) vs. GS, 12/23
Total Rebounds	58 (2) @ CLE, 12/4	31 by MIA, 12/30
Offensive Rebounds	22 by CHI, 11/21	5 by MIA, 12/30
Defensive Rebounds	46 by CHA, 1/29	23 by NOP, 12/15
Assists	37 by SAS, 3/28	11 (2) by OKC, 1/9
Steals	16 @ NYK, 2/7	3 by POR, 11/1
Turnovers	24 (3) by WAS, 3/23	7 by POR, 11/1
Blocked Shots	13 (2) @ NOP, 3/9 (OT)	0 by MIN, 3/3
Personal Fouls	33 @ OKC, 3/24	10 @ CLE, 12/4

* Denotes NBA High/Low

2013-14 GAME-BY-GAME RESULTS (36-46)

NO.	DATE	OPPONENT	W-L	SCORE	HOME	ROAD	TOTAL	DEN. HIGH SCORER	OPP. HIGH SCORER	ATTEND.
1	Oct 30	@Sacramento	L	88-90	0-0	0-1	0-1	Lawson-20	Cousins-30	17,317
2	Nov 1	PORTLAND	L	98-113	0-1	0-1	0-2	Robinson-24	Aldridge-25	19,155
3	Nov 5	SAN ANTONIO	L	94-102	0-2	0-1	0-3	Lawson-20	Parker-24	15,721
4	Nov 7	ATLANTA	W	109-107	1-2	0-1	1-3	Lawson-23	Millsap-29	15,404
5	Nov 8	@Phoenix	L	103-114	1-2	0-2	1-4	Lawson-29	Mark. Morris-28	15,145
6	Nov 11	@Utah	W	100-81	1-2	1-2	2-4	Lawson-17	Hayward-22	16,866
7	Nov 13	L.A. LAKERS	W	111-99	2-2	1-2	3-4	Mozgov-23	Gasol-25	17,824
8	Nov 15	MINNESOTA	W	117-113	3-2	1-2	4-4	Chandler-19	Love-28	17,142
9	Nov 16	@Houston	L	111-122	3-2	1-3	4-5	Lawson-28	Howard-25	18,147
10	Nov 18	@Oklahoma City	L	113-115	3-2	1-4	4-6	Lawson-29	Durant-38	18,203
11	Nov 21	CHICAGO	W	97-87	4-2	1-4	5-6	Hamilton-17	Rose-19	18,423
12	Nov 23	DALLAS	W	102-100	5-2	1-4	6-6	Lawson-20	Nowitzki-27	17,841
13	Nov 25	@Dallas	W	110-96	5-2	2-4	7-6	Hickson-22	Ellis-22	19,677
14	Nov 27	@Minnesota	W	117-110	5-2	3-4	8-6	Lawson-23	Martin-29	14,244
15	Nov 29	NEW YORK	W	97-95	6-2	3-4	9-6	Lawson-22	Anthony-27	19,155
16	Dec 1	@Toronto	W	112-98	6-2	4-4	10-6	Robinson-23	Gay-23	16,290
17	Dec 3	@Brooklyn	W	111-87	6-2	5-4	11-6	Mozgov-17	Johnson-22	17,732
18	Dec 4	@Cleveland	L	88-98	6-2	5-5	11-7	Foye-16	Irving-23	14,642
19	Dec 6	@Boston	L	98-106	6-2	5-6	11-8	Lawson-20	Crawford-22	17,263
20	Dec 7	@Philadelphia	W	103-92	6-2	6-6	12-8	Robinson-20	Wroten-20	13,113
21	Dec 9	@Washington	W	75-74	6-2	7-6	13-8	Chandler-17	Wall-20	13,293
22	Dec 13	UTAH	L	93-103	6-3	7-6	13-9	Hamilton-17, Chandler-17	Hayward-30	15,616
23	Dec 15	NEW ORLEANS	W	102- 93	7-3	7-6	14-9	Hickson-19, Chandler-19	Anderson-26	15,111
24	Dec 17	OKLAHOMA CITY	L	93-105	7-4	7-6	14-10	Hickson-20	Durant-30	17,035
25	Dec 20	PHOENIX	L	99-103	7-5	7-6	14-11	Chandler-15	Mark. Morris-25	15,974
26	Dec 21	@L.A. Clipper	L	91-112	7-5	7-7	14-12	Chandler-19	Crawford-27	19,129
27	Dec 23	GOLDEN STATE	L	81-89	7-6	7-7	14-13	Lawson-16	Lee-28	18,551
28	Dec 27	@New Orleans	L	89-105	7-6	7-8	14-14	Chandler-22	Evans-19	18,089
29	Dec 28	@Memphis	L	99-120	7-6	7-9	14-15	Lawson-20	Randolph-20	17,017
30	Dec 30	MIAMI	L	94-97	7-7	7-9	14-16	Lawson-26	James-26	19,155
31	Jan 1	PHILADELPHIA	L	102-114	7-8	7-9	14-17	Hickson-19	Turner-23	16,006
32	Jan 3	MEMPHIS	W	111-108	8-8	7-9	15-17	Lawson-18	Randolph-25	17,608
33	Jan 5	@L.A. Lakers	W	137-115	8-8	8-9	16-17	Robinson-21	Gasol-25	18,997
34	Jan 7	BOSTON	W	129-98	9-8	8-9	17-17	Foye-23	Green-17	16,224
35	Jan 9	OKLAHOMA CITY	W	101-88	10-8	8-9	18-17	Foye-24	Durant-30	17,315
36	Jan 11	ORLANDO	W	120-94	11-8	8-9	19-17	Foye-18 Fournier-18	Harris-22	17,947
37	Jan 13	@Utah	L	103-118	11-8	8-10	19-18	Lawson-23	Burks-34	17,232
38	Jan 15	@Golden State	W	123-116	11-8	9-10	20-18	Robinson-24	Lee-28	19,596
39	Jan 17	CLEVELAND	L	109-117	11-9	9-10	20-19	Chandler-23	Irving-23	18,486
40	Jan 19	@Phoenix	L	103-117	11-9	9-11	20-20	Randolph-19	Frye-30	16,211
41	Jan 23	@Portland	L1	05-110	11-9	9-12	20-21	Chandler-18	Aldridge-44	20,066
42	Jan 25	INDIANA	W	109- 96	12-9	9-12	21-21	Chandler-25	Stephenson-23	19,155
43	Jan 26	@Sacramento	W	125-117	12-9	10-12	22-21	Lawson-27	Thomas-22	15,939
44	Jan 29	CHARLOTTE	L	98-101	12-10	10-12	22-22	Foye-33	Jefferson-35	16,151
45	Jan 31	TORONTO	L	90-100	12-11	10-12	22-23	Hickson-18 Fournier-18	DeRozan-19	17,131
46	Feb 3	L.A. CLIPPERS	W	116-115	13-11	10-12	23-23	Faried-28	Griffin-36	16,567
47	Feb 5	MILWAUKEE	W	110-100	14-11	10-12	24-23	Chandler-24	Middleton-25, Sanders-25	15,122
48	Feb 7	@New York	L	90-117	14-11	10-13	24-24	Lawson-24	Anthony-31	19,812
49	Feb 8	@Detroit	L	109-126	14-11	10-14	24-25	Foye-25	Jennings-35	15,870
50	Feb 10	@Indiana	L	80-119	14-11	10-15	24-26	Chandler-17	West-25	16,124
51	Feb 12	@Minnesota	L	90-117	14-11	10-16	24-27	Hamilton-16	Love-32	12,139
52	Feb 18	PHOENIX	L	107-112(OT)	14-12	10-16	24-28	Fournier-25	Green-36	16,461
53	Feb 20	@Milwaukee	W	101-90	14-12	11-16	25-28	Faried-26	Butler-17	11,186
54	Feb 21	@Chicago	L	89-117	14-12	11-17	25-29	Foye-23	Augustin-22	21,621
55	Feb 23	SACRAMENTO	L	95-109	14-13	11-17	25-30	Foye-27, Fournier-27	Thomas-33	16,263
56	Feb 25	PORTLAND	L	95-100	14-14	11-17	25-31	Foye-17	Lillard-31	16,058
57	Feb 27	BROOKLYN	L	89-112	14-15	11-17	25-32	Foye-15	Pierce-18	14,826
58	Mar 1	@Portland	L	96-102	14-15	11-18	25-33	Fournier-16, Foye-16 Faried-16	Lopez-18	20,068
59	Mar 3	MINNESOTA	L	128-132	14-16	11-18	25-34	Lawson-31	Love-33	15,240
60	Mar 5	DALLAS	W	115-110	15-16	11-18	26-34	Chandler-21	Nowitzki-27	14,541
61	Mar 7	L.A. LAKERS	W	134-126	16-16	11-18	27-34	Faried-32	Gasol-27	18,248
62	Mar 9	@New Orleans	L	107-111(OT)	16-16	11-19	27-35	Faried-22	Davis-32	17,115
63	Mar 10	@Charlotte	L	98-105	16-16	11-20	27-36	Lawson-24	Jefferson-26	14,312
64	Mar 12	@Orlando	W	120-112	16-16	12-20	28-36	Faried-26	Afflalo-24	16,097
65	Mar 14	@Miami	W	111-107	16-16	13-20	29-36	Faried-24	Allen-22	19,600
66	Mar 15	@Atlanta	L	92-97	16-16	13-21	29-37	Faried-25	Millsap-24	16,921
67	Mar 17	L.A. CLIPPERS	W	110-100	17-16	13-21	30-37	Hickson-21	Paul-29	16,553
68	Mar 19	DETROIT	W	118-109	18-16	13-21	31-37	Brooks-27	Monroe-22	16,671
69	Mar 21	@Dallas	L	106-122	18-16	13-22	31-38	Hickson-18	Ellis-26	20,188
70	Mar 23	WASHINGTON	W	105-102	19-16	13-22	32-38	Faried-20	Beal-21	18,324
71	Mar 24	@Oklahoma City	L	96-117	19-16	13-23	32-39	Lawson-25	Durant-27	18,203
72	Mar 26	@San Antonio	L	103-108	19-16	13-24	32-40	Brooks-25	Duncan-29	17,949
73	Mar 28	SAN ANTONIO	L	102-133	19-17	13-24	32-41	Foye-20	Belinelli-27	19,155
74	Mar 31	MEMPHIS	L	92-94	19-18	13-24	32-42	Mozgov-23	Randolph-20	14,570
75	Apr 2	NEW ORLEANS	W	137-107	20-18	13-24	33-42	Faried-34	Evans-27	14,783
76	Apr 4	@Memphis	L	92-100	20-18	13-25	33-43	Foye-21	Gasol-24	17,011
77	Apr 6	@Houston	L	125-130(OT)	20-18	13-26	33-44	Fournier-26	Harden-32	18,325
78	Apr 9	HOUSTON	W	123-116	21-18	13-26	34-44	Foye-30	Lin-18	15,322
79	Apr 10	@Golden State	W	100-99	21-18	14-26	35-44	Mozgov-23	Curry-24	19,596
80	Apr 12	UTAH	W	101-94	22-18	14-26	36-44	Foye-26	Hayward-23	18,832
81	Apr 15	@L.A. Clipper	L	105-117	22-18	14-27	36-45	Faried-21	Griffin-24	19,330
82	Apr 16	GOLDEN STATE	L	112-116	22-19	14-27	36-46	Foye-32	Crawford-41	17,232

2014-15 ROSTER

NO.	PLAYER	POS	HT	WT	COLLEGE/COUNTRY	EXP.
00	Darrell Arthur	F	6-9	235	Kansas/USA	5
5	Will Barton	F	6-6	174	Memphis/USA	3
21	Wilson Chandler	F	6-8	225	DePaul/USA	7
20	Ian Clark	G	6-3	173	Belmont/USA	1
35	Kenneth Faried	F	6-8	228	Morehead St./USA	3
4	Randy Foye	G	6-4	213	Villanova/USA	8
22	Jamaal Franklin	G	6-5	190	San Diego State/USA	1
8	Danilo Gallinari	F	6-10	225	Olimpia Milano/Italy	6
11	Erick Green	G	6-4	184	Virginia Tech/USA	R
14	Gary Harris	G	6-4	210	Michigan State/USA	R
7	JJ Hickson	F	6-9	242	North Carolina State/USA	6
77	Joffrey Lauvergne	F	6-11	240	BC Khimki/France	R
3	Ty Lawson	G	5-11	195	North Carolina/USA	5
28	Jameer Nelson	G	6-0	190	Saint Joseph's/USA	10
23	Jusuf Nurkic	C	7-0	290	Cedevita Zagreb/Bosnia & Herzegovina	R

Interim Head Coach: Melvin Hunt (Baylor)
Assistant Coaches: Patrick Mutombo (Metropolitian State University of Denver)
Noel Gillespie (Wisconsin Whitewater), John Beckett (Eckerd College),
Corsley Edwards (Central Connecticut State)
Asst. Coach/Strength & Conditioning: Steve Hess (Ithaca)
Athletic Trainer: Dan Shimensky (Central Washington)
Asst. Athletic Trainer/Strength & Conditioning: Jason Miller (Iowa)
Asst. Strength & Conditioning Coach: Felipe Eichenberger (NW Oklahoma State)

NUGGETS 2014-15 TEAM HIGHS & LOWS

	HIGH	LOW
Points	143 vs. DAL, 4/10 (2OT)	69 @ MEM, 1/29
Field Goals Made	53 vs. DAL, 4/10 (2OT)	28 vs. UTA, 2/27
Field Goals Attempted	125 vs. DAL, 4/10 (2OT)	74 vs. ORL, 1/5
Field Goal Percentage	.553 (47-85) @ SAC, 1/9	.330 (31-94) vs. BKN, 2/23
Three-Pointers Made	15 vs. DAL, 4/10 (2OT)	2 (3) @ MEM, 1/29
Three-Pointers Attempted	43 vs. DAL, 4/10 (2OT)	13 @ POR 11/9
Three-Point Percentage	.588 (10-17) at NOP, 1/28	.077 (2-26) @ MEM, 1/29
Free-Throws Made	32 vs. PHX, 11/28	5 @ NOP, 1/28
Free-Throws Attempted	38 @ LAL, 11/23	7 @ NOP, 1/28

	HIGH	LOW
Free-Throw Percentage	.917 (11-12) @ UTA, 4/1	.480 (12-25) @ DAL, 1/16
Total Rebounds	62 vs. MIN, 12/26	32 @ SAC, 11/5
Offensive Rebounds	27 vs. DAL, 4/10 (2OT)	4 @ LAL, 2/10
Defensive Rebounds	43 @ LAL, 11/23 (OT)	20 vs. UTA, 2/27
Assists	32 vs. SAC, 4/12	11 @ CHA, 12/22
Steals	15 vs. SAC, 4/12	1 vs. MIN, 12/26
Turnovers	21 (4) @ GSW, 4/15	6 @ UTA, 4/1
Blocked Shots	10 (2) vs. NOP, 11/21	0 (3) @ LAC, 4/13
Personal Fouls	37 @ SAC, 11/5	13 vs. UTA, 2/27

OPPONENTS 2014-15 TEAM HIGHS & LOWS

	HIGH	LOW
Points	144 by DAL, 4/10 (2OT)	73 by IND, 12/20
Field Goals Made	57 by DAL, 4/10 (2OT)	27 by IND, 12/20
Field Goals Attempted	109 by DAL, 4/10 (2OT)	68 by UTA, 2/27
Field Goal Percentage	.574 (39-68) by UTA, 2/27	.307 (27-88) by IND, 12/20
Three-Pointers Made	16 (2) by POR, 11/12	0 by CHA, 1/31
Three-Pointers Attempted	37 by DAL, 1/14	9 (2) @ MEM, 3/16
Three-Point Percentage	.560 (14-25) by LAL, 12/30	.000 (0-11) by CHA, 1/31
Free-Throws Made	40 by SAC, 11/3	9 by MEM, 1/3
Free-Throws Attempted	50 @ SAC, 11/5	13 by MEM, 1/3

	HIGH	LOW
Free-Throw Percentage	.926 (25-27) by ATL, 3/11	.500 (11-22) @ IND 11/14
Total Rebounds	65 by PHX, 2/25*	32 (2) by SAC, 4/12
Offensive Rebounds	23 by PHX, 2/25	3 @ SAS, 3/6
Defensive Rebounds	47 by CHA, 1/31	25 by PHX, 11/28
Assists	39 by DAL, 4/10 (2OT)	14 (2) @ MEM, 3/16
Steals	14 (2) by PHI, 3/25	1 by MIA, 12/10
Turnovers	23 by UTA, 2/27	6 by TOR, 12/28
Blocked Shots	18 @ CHI, 1/1	0 (2) by SAC, 4/12
Personal Fouls	30 @ SAC, 11/5	11 @ MEM, 1/29

* Denotes NBA High/Low

2014-15 GAME-BY-GAME RESULTS (36-46)

NO.	DATE	OPPONENT	W-L	SCORE	HOME	ROAD	TOTAL	DEN. HIGH SCORER	OPP. HIGH SCORER	ATTEND.
1	Oct 29	DETROIT	W	89- 79	1-0	0-0	1-0	Faried-22	Smith-25	17,136
2	Nov 1	@Oklahoma City	L	91-102	1-0	0-1	1-1	Lawson-25	Ibaka-23	18,203
3	Nov 3	SACRAMENTO	L	105-110	1-1	0-1	1-2	Afflalo-16	Collison-21	12,516
4	Nov 5	@Sacramento	L	109-131	1-1	0-2	1-3	Foye-19	Cousins-30	14,539
5	Nov 7	CLEVELAND	L	101-110	1-2	0-2	1-4	Foye-28	James-22	19,623
6	Nov 9	@Portland	L	100-116	1-2	0-3	1-5	Faried-19	Aldridge-28	19,055
7	Nov 12	PORTLAND	L	113-130	1-3	0-3	1-6	Lawson-32	Lillard-27	12,611
8	Nov 14	@Indiana	W	108- 87	1-3	1-3	2-6	Afflalo-17	Price-14	16,286
9	Nov 16	@New York	L	93-109	1-3	1-4	2-7	Afflalo-18	J.R. Smith-28	19,812
10	Nov 17	@Cleveland	W	106- 97	1-3	2-4	3-7	Lawson-24	James-22	20,562
11	Nov 19	OKLAHOMA CITY	W	107-100	2-3	2-4	4-7	Chandler-21	Ibaka-22	14,140
12	Nov 21	NEW ORLEANS	W	117- 97	3-3	2-4	5-7	Afflalo-19	Davis-18	15,232
13	Nov 23	@L.A. Lakers	W	101- 94(OT)	3-3	3-4	6-7	Chandler-19	Bryant-27	18,997
14	Nov 25	CHICAGO	W	114-109	4-3	3-4	7-7	Lawson-20	Butler-32	17,033
15	Nov 26	@Phoenix	L	112-120	4-3	3-5	7-8	Chandler-19	Green-24	16,099
16	Nov 28	PHOENIX	W	122- 97	5-3	3-5	8-8	Afflalo-22	Bledsoe-16	15,509
17	Dec 1	@Utah	W	103-101	5-3	4-5	9-8	Lawson-15	Hayward-25	16,768
18	Dec 2	PORTLAND	L	103-105	5-4	4-5	9-9	Lawson-24	Aldridge-39	12,822
19	Dec 5	@Washington	L	89-119	5-4	4-6	9-10	Chandler-20	Humphries-20	19,451
20	Dec 7	@Atlanta	L	84- 96	5-4	4-7	9-11	Chandler-29	Millsap-23	12,143
21	Dec 8	@Toronto	L	107-112(OT)	5-4	4-8	9-12	Afflalo-25	Williams-26	19,800
22	Dec 10	MIAMI	W	102- 82	6-4	4-8	10-12	Chandler-17	Bosh-14	13,433
23	Dec 13	@Houston	L	96-108	6-4	4-9	10-13	Arthur-20	Howard-26	18,136
24	Dec 14	SAN ANTONIO	L	91- 99	6-5	4-9	10-14	Afflalo-31	Leonard-18	16,544
25	Dec 17	HOUSTON	L	111-115(OT)	6-6	4-9	10-15	Chandler-23	Harden-41	12,107
26	Dec 19	L.A. CLIPPERS	W	109-106	7-6	4-9	11-15	N. Robinson-20	Griffin-32	15,030
27	Dec 20	INDIANA	W	76- 73	8-6	4-9	12-15	Gallinari-19	West-19	14,125
28	Dec 22	@Charlotte	L	82-110	8-6	4-10	12-16	Lawson-18	Jefferson-22	16,913
29	Dec 23	@Brooklyn	L	96-102	8-6	4-11	12-17	Lawson-29	Johnson-27	17,080
30	Dec 26	MINNESOTA	W	106-102	9-6	4-11	13-17	Faried-26	Young-23	14,516
31	Dec 28	TORONTO	L	102-116	9-7	4-11	13-18	Lawson-28	Williams-31	14,216
32	Dec 30	L.A. LAKERS	L	103-111	9-8	4-11	13-19	Lawson-16	Bryant-23	17,248
33	Jan 1	@Chicago	L	101-106	9-8	4-12	13-20	Chandler-22	Butler-26	21,794
34	Jan 3	MEMPHIS	W	114- 85	10-8	4-12	14-20	Lawson-25	Gasol-18	16,350
35	Jan 5	@Minnesota	W	110-101	10-8	5-12	15-20	Afflalo-34	Dieng-22	10,386
36	Jan 7	ORLANDO	W	93- 90	11-8	5-12	16-20	Lawson-23	Vucevic-20	13,513
37	Jan 9	@Sacramento	W	118-108	11-8	6-12	17-20	Lawson-22	Cousins-32	16,029
38	Jan 14	DALLAS	W	114-107	12-8	6-12	18-20	Lawson-29	Barea-17	14,022
39	Jan 16	@Dallas	L	89- 97	12-8	6-13	18-21	Afflalo-16	Nowitzki-25	20,337
40	Jan 17	MINNESOTA	L	105-113	12-9	6-13	18-22	Lawson-22	Wiggins-31	14,821
41	Jan 19	@Golden State	L	79-122	12-9	6-14	18-23	Lawson-19	Thompson-22	19,596
42	Jan 20	SAN ANTONIO	L	99-109	12-10	6-14	18-24	Faried-26	Parker-18	14,434
43	Jan 23	BOSTON	L	99-100	12-11	6-14	18-25	Nelson-23	Bradley-18	16,133
44	Jan 25	WASHINGTON	L	115-117(OT)	12-12	6-14	18-26	Lawson-31	Humphries-21	15,410
45	Jan 26	@L.A. Clipper	L	98-102	12-12	6-15	18-27	Lawson-19	Crawford-23	19,060
46	Jan 28	@New Orleans	W	93-85	12-12	7-15	19-27	Afflalo-20	Evans-25	16,055
47	Jan 29	@Memphis	L	69-99	12-12	7-16	19-28	Chandler-10	Randolph-15	16,736
48	Jan 31	CHARLOTTE	L	86-104	12-13	7-16	19-29	Gallinari-15	Zeller-21	13,302
49	Feb 3	@Philadelphia	L	98-105	12-13	7-17	19-30	Gallinari-22	Thompson-23	10,290
50	Feb 4	@Boston	L	100-104	12-13	7-18	19-31	Lawson-23	Thornton-17	15,126
51	Feb 6	@Detroit	L	88-98	12-13	7-19	19-32	Lawson-20	Augustin-22	17,035
52	Feb 9	OKLAHOMA CITY	L	114-124	12-14	7-19	19-33	Chandler-23	Durant-40	16,511
53	Feb 10	@L.A. Lakers	W	106-96	12-14	8-19	20-33	Lawson-32	Boozer-21	18,466
54	Feb 20	@Milwaukee	L	81-89	12-14	8-20	20-34	Chandler-19	Middleton-15	16,110
55	Feb 22	@Oklahoma City	L	94-119	12-14	8-21	20-35	Lawson-17	Westbrook-21	18,203
56	Feb 23	BROOKLYN	L	82-110	12-15	8-21	20-36	Gallinari-22	Lopez-19	13,127
57	Feb 25	PHOENIX	L	96-110	12-16	8-21	20-37	Barton-22	Knight-19	12,813
58	Feb 27	UTAH	L	82-104	12-17	8-21	20-38	Barton-22	Favors-21	15,002
59	Mar 1	NEW ORLEANS	L	92- 99	12-18	8-21	20-39	Gallinari-21	Evans-22	13,109
60	Mar 3	MILWAUKEE	W	106-95	13-18	8-21	21-39	Gallinari-26	Ilyasova-21	12,234
61	Mar 4	Minnesota	W	100-85	13-18	9-21	22-39	Faried-18	Wiggins-20	13,848
62	Mar 6	@San Antonio	L	111-120	13-18	9-22	22-40	Lawson-23	Leonard-25	18,581
63	Mar 7	HOUSTON	L	100-114	13-19	9-22	22-41	Chandler-26	Harden-28	15,231
64	Mar 9	NEW YORK	W	106-78	14-19	9-22	23-41	Faried-19	Shved-19	14,153
65	Mar 11	ATLANTA	W	115-102	15-19	9-22	24-41	Gallinari-23	Korver-18	13,217
66	Mar 13	GOLDEN STATE	W	114-103	16-19	9-22	25-41	Gallinari-24	Holiday-23	19,155
67	Mar 15	@New Orleans	W	118-111(2OT)	16-19	10-22	26-41	Barton-25	Davis-36	17,248
68	Mar 16	@Memphis	L	81- 92	16-19	10-23	26-42	Nelson-24	Randolph-21	16,614
69	Mar 19	@Houston	L	108-118	16-19	10-24	26-43	Foye-23	Harden-50	18,456
70	Mar 20	@Miami	L	91-108	16-19	10-25	26-44	Faried-20	Wade-22	19,710
71	Mar 22	@Orlando	W	119-100	16-19	11-25	27-44	Gallinari-40	Oladipo-21	15,788
72	Mar 25	PHILADELPHIA	L	85- 99	16-20	11-25	27-45	Lawson-19	Covington-25	14,068
73	Mar 27	UTAH	W	107-91	17-20	11-25	28-45	Lawson-18	Hayward-24	15,312
74	Mar 28	@Portland	L	114-120	17-20	11-26	28-46	Nelson-22	Aldridge-32	19,769
75	Apr 1	@Utah	L	84-98	17-20	11-27	28-47	Faried-19	Gobert-20	18,275
76	Apr 3	@San Antonio	L	93-123	17-20	11-28	28-48	Gallinari-20	D. Green-21	18,581
77	Apr 4	L.A. CLIPPERS	L	92-107	17-21	11-28	28-49	Chandler-17	Redick-25	15,566
78	Apr 8	L.A. LAKERS	W	119-101	18-21	11-28	29-49	Faried-29	Clarkson-21	13,338
79	Apr 10	DALLAS	L	143-144(2OT)	18-22	11-28	29-50	Gallinari-47	Nowitzki-25	14,041
80	Apr 12	SACRAMENTO	W	122-111	19-22	11-28	30-50	Faried-30	Casspi-22	14,004
81	Apr 13	@L.A. Clipper	L	103-110	19-22	11-29	30-51	Chandler-32	Griffin-22	19,060
82	Apr 15	@Golden State	L	126-133	19-22	11-30	30-52	Gallinari-18	Thompson-25	19,596

2015-16 ROSTER

NO.	PLAYER	POS	HT	WT	COLLEGE/COUNTRY	EXP.
00	Darrell Arthur	F	6-9	235	Kansas/USA	6
12	D.J. Augustin	G	6-0	183	Texas/USA	7
5	Will Barton	G	6-6	175	Memphis/USA	3
21	Wilson Chandler	F	6-8	225	DePaul/USA	8
35	Kenneth Faried	F	6-8	228	Morehead St./USA	4
8	Danilo Gallinari	F	6-10	225	Olimpia Milano/Italy	6
14	Gary Harris	G	6-4	210	Michigan State/USA	1
15	Nikola Jokic	C	6-10	250	KK Mega Vizura/Serbia	R
77	Joffrey Lauvergne	F	6-11	220	BC Khimki/France	1
3	Mike Miller	G	6-8	218	Florida/USA	15
0	Emmanuel Mudiay	G	6-5	200	Guangdong Southern/DR Congo	R
1	Jameer Nelson	G	6-0	190	Saint Joseph's/USA	11
23	Jusuf Nurkic	C	7-0	280	Cedevita Zagreb/Bosnia Herzegovina	1
9	JaKarr Sampson	F	6-9	214	St. Johns/USA	1
6	Axel Toupane	F	6-7	210	Strasbourg/France	R

Head Coach: Michael Malone (Loyola-MD)
Assistant Coaches: Ed Pinckney (Villanova), Wes Unseld Jr. (Johns Hopkins), Chris Fleming (Richmond), Micah Nori (Indiana), Ryan Bowen (Iowa)
Assistant Coach/Dir. Of Player Development: Dee Brown (Jacksonville)
Assistant Coach/Advance Scout: Noel Gillespie (Wisconsin-Whitewater)
Player Development Assistant: John Beckett (Eckerd College)
Video Coordinator: Daisuke Yoshimoto
Assistant Video Coordinator: Ognjen Stojakovic
Video Intern: Tommy Massimino
Assistant Coach/Strength & Conditioning: Steve Hess (Ithaca)
Head Athletic Trainer: Dan Shimensky (Utah)
Assistant Athletic Trainer/Assistant Strength & Conditioning Coach: Jason Miller (Iowa)
Assistant Strength & Conditioning Coach: Felipe Eichenberger (N.W. Oklahoma State University)
Physical Therapist: Steve Short (Dayton)

PRONUNCIATION GUIDE:
Darrell Arthur (Duh-REL)
Joffrey Lauvergne (Joff-ree LA-vern)
Kenneth Faried (fa-REED)
Jusuf Nurkic (you-SOOF nur-KITCH)
Danilo Gallinari (Da-KNEE-lo Gal-in-ARE-ee)
Axel Toupane (tu-PON)
Nikola Jokic (KNEE-coe-lah yo-kitch)

NUGGETS 2015-16 TEAM HIGHS & LOWS

	HIGH	LOW
Points	129 vs. IND, 1/17	74 (2) vs. ORL, 12/8
Field Goals Made	49 @ MIA, 3/14	26 @ UTA, 2/3
Field Goals Attempted	107 vs. DAL, 3/6*	70 (2) vs. DAL, 3/28
Field Goal Percentage	.562 @ MIN, 12/15	.305 vs. MIN, 10/30
Three-Pointers Made	17 vs. NOP, 12/20	4 (2) @ UTA, 2/3
Three-Pointers Attempted	35 (3) @ PHX, 12/23	15 (3) @ CHI, 12/2
Three-Point Percentage	.556 @ MIN, 12/15	.167 @ GSW, 1/2*
Free-Throws Made	33 (2) vs. ATL, 1/25	5 @ SAS, 12/26
Free-Throws Attempted	48 vs. POR, 1/3	6 @ SAS, 12/26

	HIGH	LOW
Free-Throw Percentage	1.000 @ TOR, 12/3	.550 vs. ORL, 12/8
Total Rebounds	58 vs. DAL, 3/6*	32 vs. DET, 1/23
Offensive Rebounds	24 @ GSW, 1/2 (OT)	3 vs. DET, 1/23
Defensive Rebounds	43 @ LAC, 2/24	24 @ LAL, 3/27
Assists	31 @ LAL, 3/25	11 @ UTA, 2/3
Steals	15 vs. DET, 1/23	2 (2) vs. LAL, 12/22
Turnovers	24 (2) vs. BOS, 2/21	6 (3) vs. NYK, 3/8
Blocked Shots	11 vs. PHX, 3/10	0 (2) @ GSW, 1/2 (OT)
Personal Fouls	32 vs. LAC, 11/24	12 vs. MIL, 11/11

OPPONENTS 2015-16 TEAM HIGHS & LOWS

	HIGH	LOW
Points	130 by NOP, 12/20	74 @ MIN, 1/6
Field Goals Made	48 (2) by IND, 1/17	28 @ MIN, 1/6
Field Goals Attempted	100 @ IND, 1/30*	71 by MIN, 10/30
Field Goal Percentage	.595 @ MIA, 3/14	.345 @ HOU, 10/28
Three-Pointers Made	18 by HOU, 12/14	1 by ORL, 12/8
Three-Pointers Attempted	46 @ LAC, 2/24	11 (3) by MIA, 1/15
Three-Point Percentage	.700 @ SAS, 12/26	.063 by ORL, 12/8
Free-Throws Made	33 by MIN, 10/30	6 @ DET, 2/10
Free-Throws Attempted	47 by LAC, 11/24	7 @ DET, 2/10

	HIGH	LOW
Free-Throw Percentage	.941 @ SAS, 12/26	.556 @ GSW, 11/6
Total Rebounds	62 @ CHI, 12/22	26 by HOU, 12/14
Offensive Rebounds	16 (2) by PHX, 3/10	4 (2) by MEM, 2/29
Defensive Rebounds	47 (2) at CHI, 12/2	21 (2) @ MIN, 12/15
Assists	40 @ GSW, 11/6	13 by TOR, 2/1
Steals	15 by GSW, 11/22	1 by NYK, 3/8
Turnovers	21 by GSW, 11/22	5 @ TOR, 12/3
Blocked Shots	15 @ SAS, 12/26	1 (3) @ UTA, 12/8
Personal Fouls	31 by CHI, 2/5	10 @ SAS, 12/26

2015-16 GAME-BY-GAME RESULTS (33-49)

NO.	DATE	OPPONENT	W-L	SCORE	HOME	ROAD	TOTAL	HIGH SCORING	HIGH REBOUNDS	HIGH ASSISTS	OPP. SCORING	ATTEND.
1	Oct 28	@Houston	W	105- 85	0-0	1-0	1-0	Gallinari-23	Faried-9	Mudiay-9	Harden-22	18,240
2	Oct 30	MINNESOTA	L	78- 95	0-1	1-0	1-1	Mudiay-15	Faried-15	Nelson-4	Towns-28	17,660
3	Nov 1	@Oklahoma City	L	93-117	0-1	1-1	1-2	Barton/Gallinari-15	Lauvergne-7	Nelson-7	Durant-25	18,203
4	Nov 3	@L.A. Lakers	W	120-109	0-1	2-1	2-2	Faried-28	Faried-15	Mudiay-10	Clarkson-30	18,997
5	Nov 5	UTAH	L	84- 96	0-2	2-1	2-3	Gallinari-18	Faried-10	Nelson-4	Hayward-20	9,906
6	Nov 6	@Golden State	L	104-119	0-2	2-2	2-4	Gallinari-25	Faried-11	Barton/Mudiay-5	Curry-34	19,596
7	Nov 9	PORTLAND	W	108-104	1-2	2-2	3-4	Hickson-19	Hickson-13	Mudiay-5	Lillard-30	9,153
8	Nov 11	MILWAUKEE	W	103-102	2-2	2-2	4-4	Gallinari-25	Faried-9	Mudiay-11	Bayless-22	9,403
9	Nov 13	HOUSTON	W	107- 98	3-2	2-2	5-4	Gallinari-27	Faried-11	Mudiay-11	Harden-28	16,113
10	Nov 14	@Phoenix	L	81-105	3-2	2-3	5-5	Barton-19	Barton-12	Barton-4	Bledsoe-30	16,722
11	Nov 17	@New Orleans	W	115- 98	3-2	3-3	6-5	Gallinari-32	Gallinari-8	Mudiay/Gallinari-8	Anderson-24	17,269
12	Nov 18	@San Antonio	L	98-109	3-2	3-4	6-6	Jokic-23	Jokic-12	Mudiay-7	Parker-25	18,418
13	Nov 20	PHOENIX	L	107-114	3-3	3-4	6-7	Mudiay-26	Gallinari-10	Nelson-7	Knight-38	12,264
14	Nov 22	GOLDEN STATE	L	105-118	3-4	3-4	6-8	Arthur-21	Jokic-11	Mudiay-8	K. Thompson-21	17,689
15	Nov 24	L.A. CLIPPERS	L	94-111	3-5	3-4	6-9	Gallinari-20	Gallinari-18	Mudiay-4	Griffin/Jordan-18	13,257
16	Nov 27	SAN ANTONIO	L	80- 91	3-6	3-4	6-10	Gallinari-16	Gallinari-10	Foye/Harris/Mudiay-3	Leonard-25	17,121
17	Nov 28	@Dallas	L	81- 92	3-6	3-5	6-11	Arthur-16	Gallinari-9	Mudiay-4	Williams-22	20,339
18	Nov 30	@Milwaukee	L	74- 92	3-6	3-6	6-12	Gallinari-13	Faried/Foye-7	Nelson/Mudiay-4	Monroe-18	10,187
19	Dec 2	@Chicago	L	90- 99	3-6	3-7	6-13	Barton-16	Faried-9	Mudiay-7	Gasol-26	21,349
20	Dec 3	@Toronto	W	106-105	3-6	4-7	7-13	Barton-22	Lauvergne-10	Mudiay-9	DeRozan-34	19,800
21	Dec 5	@Philadelphia	W	108-105	3-6	5-7	8-13	Gallinari-24	Barton/Faried-9	Miller/Mudiay-6	Covington-18	15,677
22	Dec 8	ORLANDO	L	74- 85	3-7	5-7	8-14	Barton-23	Faried/Hickson-11	Nelson-5	Payton/Vucevic-18	13,925
23	Dec 11	MINNESOTA	W	111-108(OT)	4-7	5-7	9-14	Gallinari-23	Faried-12	Nelson-7	Martin/Wiggins-22	12,533
24	Dec 14	HOUSTON	W	114-108	5-7	5-7	10-14	Barton-23	Lauvergne-11	Gallinari/Nelson-7	Harden-24	12,022
25	Dec 15	@Minnesota	W	112-100	5-7	6-7	11-14	Faried-19/Foye-19	Faried-10	Barton/Gallinari-5	Wiggins-23	11,323
26	Dec 18	@Utah	L	88- 97	5-7	6-8	11-15	Barton-16	Lauvergne-13	Nelson-6	Hayward-26	19,169
27	Dec 20	NEW ORLEANS	L	125-130	5-8	6-8	11-16	Barton-32	Faried-13	Barton/Nelson-6	Davis-27	13,857
28	Dec 22	L.A. LAKERS	L	107-111	5-9	6-8	11-17	Barton-25	Jokic-10	Nelson-8	Bryant-31	19,124
29	Dec 23	@Phoenix	W	104- 96	5-9	7-8	12-17	Foye-31	Arthur-10	Foye-6	Knight-21	17,034
30	Dec 26	@San Antonio	L	86-101	5-9	7-9	12-18	Jokic-22	Jokic-7	Foye/Harris/Jokic-5	Leonard-20	18,420
31	Dec 27	@Oklahoma City	L	112-122	5-9	7-10	12-19	Faried-25	Faried-11	Barton/Nelson-5	Westbrook-30	18,203
32	Dec 29	CLEVELAND	L	87- 93	5-10	7-10	12-20	Barton-29	Faried-8	Nelson-8	James-34	17,523
33	Dec 30	@Portland	L	103-110	5-10	7-11	12-21	Barton-31	Faried-12	Nelson-8	McCollum-29	19,393
34	Jan 2	@Golden State	L	108-111(OT)	5-10	7-12	12-22	Gallinari-24	Barton-13	Barton/Nelson-7	Green-29	19,596
35	Jan 3	PORTLAND	L	106-112	5-11	7-12	12-23	Gallinari-29	Jokic-10	Nelson-7	McCollum-25	11,883
36	Jan 6	@Minnesota	W	78- 74	5-11	8-12	13-23	Gallinari-20	Nurkic-10	Arthur-5	Towns-14	12,059
37	Jan 8	@Memphis	L	84- 91	5-11	8-13	13-24	Gallinari-29	Arthur/Barton-9	Nelson-9	Randolph-24	17,499
38	Jan 10	CHARLOTTE	W	95- 92	6-11	8-13	14-24	Gallinari-27	Barton-8	Jokic-9	Lamb/Zeller-15	11,343
39	Jan 13	GOLDEN STATE	W	112-110	7-11	8-13	15-24	Gallinari-28	Arthur-11	Nelson-9	Curry-38	18,004
40	Jan 15	MIAMI	L	95- 98	7-12	8-13	15-25	Arthur-18	Arthur/Barton-8	Jokic-5	Bosh-24	15,406
41	Jan 17	INDIANA	W	129-126	8-12	8-13	16-25	Gallinari-23	Faried-9	Foye/Mudiay-6	Turner-25	11,104
42	Jan 19	OKLAHOMA CITY	L	104-110	8-13	8-13	16-26	Gallinari-27	Faried-15	Mudiay-9	Durant-30	12,844
43	Jan 21	MEMPHIS	L	101-102	8-14	8-13	16-27	Faried/Gallinari-17	Faried-12	Mudiay-8	Gasol-27	16,140
44	Jan 23	DETROIT	W	104-101	9-14	8-13	17-27	Gallinari-30	Gallinari-6	Mudiay-4	Morris-20	14,646
45	Jan 25	ATLANTA	L	105-119	9-15	8-13	17-28	Barton-21	Jokic-10	Mudiay-6	Millsap-22	10,280
46	Jan 27	@Boston	L	103-111	9-15	8-14	17-29	Barton/Gallinari-23	Faried-15	Tied with-4	Bradley-27	18,108
47	Jan 28	@Washington	W	117-113	9-15	9-14	18-29	Gallinari-26	Jokic-10	Gallinari-6	Temple-20	15,146
48	Jan 30	@Indiana	L	105-109(OT)	9-15	9-15	18-30	Gallinari-23	Faried-12	Mudiay-8	Ellis-32	18,165
49	Feb 1	TORONTO	W	112- 93	10-15	9-15	19-30	Jokic-27	Jokic-14	Mudiay-8	DeRozan-24	10,007
50	Feb 3	@Utah	L	81- 85	10-15	9-16	19-31	Gallinari-24	Barton-10	Mudiay-6	Favors/Hayward-16	19,461
51	Feb 5	CHICAGO	W	115-110	11-15	9-16	20-31	Gallinari-33	Jokic-12	Foye-6	Rose-30	19,155
52	Feb 7	@New York	W	101- 96	11-15	10-16	21-31	Barton/Gallinari-19	Barton-11	Mudiay-9	Anthony/Porzingis-21	19,812
53	Feb 8	@Brooklyn	L104-105		11-15	10-17	21-32	Gallinari-24	Faried-13	Mudiay-8	Young-20	13,043
54	Feb 10	@Detroit	W103- 92		11-15	11-17	22-32	Barton-20	Nurkic-11	Mudiay-6	Morris-19	19,971
55	Feb 19	@Sacramento	L	110-116	11-15	11-18	22-33	Gallinari-27	Barton/Faried-9	Augustin-6	Cousins-37	17,317
56	Feb 21	BOSTON	L	101-121	11-16	11-18	22-34	Jokic-23	Jokic-13	Augustin/Jokic-4	Thomas-22	16,065
57	Feb 23	SACRAMENTO	L	110-114	11-17	11-18	22-35	Barton-18	Jokic-13	Jokic-6	Cousins-39	15,721
58	Feb 24	@L.A. Clippers	W	87- 81	11-17	12-18	23-35	Faried-21	Faried/Jokic-11	Mudiay-6	Crawford/Redick-20	19,060
59	Feb 26	@Dallas	L	116-122(OT)	11-17	12-19	23-36	Barton-22	Faried-12	Mudiay-6	Parsons-27	20,298
60	Feb 29	MEMPHIS	L	96-103	11-18	12-19	23-37	Faried-16	Faried-11	Mudiay-7	Randolph-22	10,324
61	Mar 2	L.A. LAKERS	W	117-107	12-18	12-19	24-37	Augustin-26	Lauvergne-10	Mudiay-7	Russell-24	20,096
62	Mar 4	BROOKLYN	L	120-121(OT)	12-19	12-19	24-38	Mudiay-25	Jokic-12	Mudiay-7	Brown-21	14,163
63	Mar 6	DALLAS	W	116-114(OT)	13-19	12-19	25-38	Faried-25	Faried-20	Mudiay-8	Nowitzki-30	14,802
64	Mar 8	NEW YORK	W	110- 94	14-19	12-19	26-38	Faried-24	Faried-10	Augustin-6	Anthony-30	13,305
65	Mar 10	PHOENIX	W	116- 98	15-19	12-19	27-38	Mudiay-30	Jokic-10	Augustin-6	Booker-35	11,582
66	Mar 12	WASHINGTON	W	116-100	16-19	12-19	28-38	Tied with-17	Barton-10	Augustin-10	Porter-23	13,213
67	Mar 14	@Miami	L	119-124	16-19	12-20	28-39	Faried-24	Faried-11	Mudiay-10	Winslow-20	19,744
68	Mar 15	@Orlando	L	110-116	16-19	12-21	28-40	Harris-18	Lauvergne-8	Augustin-8	Fournier-30	16,988
69	Mar 17	@Atlanta	L	98-116	16-19	12-22	28-41	Augustin-17	Nurkic-7	Augustin-7	Hardaway-21	14,383
70	Mar 19	@Charlotte	W	101- 93	16-19	13-22	29-41	Augustin-24	Jokic-14	Jokic/Mudiay-4	Batum-24	19,271
71	Mar 21	@Cleveland	L	91-124	16-19	13-23	29-42	Barton-27	Nurkic-7	Augustin-5	James-33	20,562
72	Mar 23	PHILADELPHIA	W	104-103	17-19	13-23	30-42	Mudiay-27	Mudiay-11	Augustin/Jokic-5	McConnell-17	10,684
73	Mar 25	@L.A. Lakers	W	116-105	17-19	14-23	31-42	Augustin-20	Jokic-12	Augustin-8	Bryant-28	18,997
74	Mar 27	@L.A. Clippers	L	90-105	17-19	14-24	31-43	Nurkic-19	Arthur-12	Augustin-10	Jordan-16	19,060
75	Mar 28	DALLAS	L	88- 97	17-20	14-24	31-44	Barton-23	Faried-11	Mudiay-7	Barea-18	14,844
76	Mar 30	@Memphis	W	109-105	17-20	15-24	32-44	Barton-25	Jokic-14	Augustin/Mudiay-5	Randolph-26	16,401
77	Mar 31	@New Orleans	L	95-101	17-20	15-25	32-45	Arthur-24	Faried-12	Augustin-8	Babbitt-22	16,269
78	Apr 2	SACRAMENTO	L	106-115	17-21	15-25	32-46	Harris-19	Jokic-13	Mudiay-6	Gay-25	15,607
79	Apr 5	OKLAHOMA CITY	L	102-124	17-22	15-25	32-47	Harris-17	Lauvergne-10	Harris-5	Durant-26	12,611
80	Apr 8	SAN ANTONIO	W	102- 98	18-22	15-25	33-47	Nurkic-21	Jokic-15	Mudiay-5	Duncan-21	16,347
81	Apr 10	UTAH	L	84-100	18-23	15-25	33-48	Jokic/Mudiay-19	Jokic-11	Mudiay-5	Hayward/Lyles-22	16,172
82	Apr 13	@Portland	L	99-107	18-23	15-26	33-49	Mudiay-25	Nurkic-14	Mudiay-6	Lillard-21	19,571

2016-17 ROSTER

NO.	PLAYER	POS	HT	WT	COLLEGE/COUNTRY	EXP.
00	Darrell Arthur	F	6-9	235	Kansas/USA	7
5	Will Barton	G	6-6	175	Memphis/USA	4
25	Malik Beasley	G	6-5	195	Florida St./USA	R
21	Wilson Chandler	F	6-8	225	DePaul/USA	8
35	Kenneth Faried	F	6-8	228	Morehead St./USA	5
8	Danilo Gallinari	F	6-10	225	Olimpia Milano/Italy	7
14	Gary Harris	G	6-4	210	Michigan State/USA	2
41	Juancho Hernangomez	F	6-9	230	Movistar Estudiantes/Spain	R
34	Roy Hibbert	C	7-2	270	Georgetown/USA	8
15	Nikola Jokic	C	6-10	250	KK Mega Vizura/Serbia	1
3	Mike Miller	G	6-8	218	Florida/USA	16
0	Emmanuel Mudiay	G	6-5	200	Guangdong Southern/DR Congo	1
27	Jamal Murray	G	6-4	207	Kentucky/Canada	R
1	Jameer Nelson	G	6-0	190	Saint Joseph's/USA	12
24	Mason Plumlee	F/C	6-11	235	Duke/USA	3

Head Coach: Michael Malone (Loyola-MD)
Assistant Coaches: Wes Unseld Jr. (Johns Hopkins), Micah Nori (Indiana), Jordi Fernandez (Inefc Lleida), Ryan Bowen (Iowa), Chris Finch (Franklin & Marshall)
Player Development: John Beckett (Eckerd College), Stephen Graham (Oklahoma State) Ognjen Stojakovic
Video Coordinator: Travess Armenta (Northern Colorado)
Assistant Video Coordinator: Tommy Massimino (Villanova)
Video Associate: Andrew Munson (Iowa)
Dir. Performance/Assistant Coach/Strength & Conditioning: Steve Hess (Ithaca)
Head Athletic Trainer: Dan Shimensky (Utah)
Associate Head Strength & Conditioning Coach: Felipe Eichenberger (N.W. Oklahoma State University)
Assistant Athletic Trainer/Assistant Strength & Conditioning Coach: Jason Miller (Iowa)
Physical Therapist: Steve Short (Dayton)
Massage Therapist: Kelsey Clemens (Northern Iowa)

PRONUNCIATION GUIDE:
Darrell Arthur (Duh-REL)
Kenneth Faried (fa-REED)
Danilo Gallinari (Da-KNEE-lo Gal-in-ARE-ee)
Juancho Hernangomez (hair-NAHN-gomez)
Nikola Jokic (KNEE-coe-lah yo-kitch)

NUGGETS 2016-17 TEAM HIGHS & LOWS

	HIGH	LOW
Points	140 vs. IND, 1/12	83 @ UTA, 11/23
Field Goals Made	54 @ NY, 2/10	28 @ UTA, 11/23
Field Goals Attempted	105 @ BKN, 12/7	70 @ MEM, 11/8
Field Goal Percentage	.584 (52-89) vs. ORL, 1/16	.318 (28-88), @ UTA, 11/23
Three-Pointers Made	24 vs. GS, 2/13	4 vs. TOR, 11/18 (OT)
Three-Pointers Attempted	44 @ ATL, 2/6	17 vs. PHX, 11/16
Three-Point Percentage	.600 (24-40) vs. GS, 2/13	.160 (4-25) vs. TOR, 11/18 (OT)
Free-Throws Made	40 @ IND, 3/24	5 @ SA, 2/4
Free-Throws Attempted	44 vs. MIL, 2/3	10 (2) @ NY, 2/10

	HIGH	LOW
Free-Throw Percentage	1.000 (2) (13-13), vs. CLE, 3/22	.433 (13-30) vs. UTA, 11/20
Total Rebounds	61 vs. POR, 10/29 (OT)	34 vs. SAC, 1/3
Offensive Rebounds	26 @ BKN, 12/7*	4 vs. OKC, 4/9
Defensive Rebounds	49 vs. TOR, 11/18 (OT)	23 @ DAL, 12/12
Assists	37 vs. IND, 1/12	11 @ POR, 11/13
Steals	13 @ PHI, 12/5	2 (2), @ ORL, 12/10
Turnovers	29 @ WAS, 12/8*	6 vs. CLE, 3/22
Blocked Shots	10 (2) vs. DAL, 2/6	0 (2), vs. LAC, 1/21
Personal Fouls	28 vs. POR, 12/15	11 @ NY, 2/10

*indicates NBA single game seaon highs/lows

OPPONENTS 2016-17 TEAM HIGHS & LOWS

	HIGH	LOW
Points	132 by OKC, 11/29 (OT)	87 by DAL, 2/6
Field Goals Made	52 @ NY, 2/10	33 by UTA, 11/20
Field Goals Attempted	101 @ OKC, 4/12	77 @ DAL, 12/12
Field Goal Percentage	.584 (45-77) @ DAL, 12/12	.388 (33-85) by UTA, 11/20
Three-Pointers Made	17 (3) @ CHA, 3/31	3 (2) vs. NO, 4/7
Three-Pointers Attempted	40 @ DAL, 4/11	15 @ MIN, 1/22
Three-Point Percentage	.593 (16-27) by CHA, 3/4	.130 (3-23) @ NO, 10/26
Free-Throws Made	36 by NY, 12/17	3 @ NY, 2/10
Free-Throws Attempted	40 by PHI, 12/20	5 @ NY, 2/10

	HIGH	LOW
Free-Throw Percentage	1.000 (8-8), by LAC, 1/21	.577 (15-26) by MIA, 11/30
Total Rebounds	59 by NO, 3/26	28 by PHX, 1/26
Offensive Rebounds	20 @ LAL, 1/17	3 by DAL, 2/6
Defensive Rebounds	49 by NO, 3/26	20 by PHX, 1/26
Assists	36 @ NY, 2/10	11 @ PHX, 11/27
Steals	16 (2) @ CLE, 2/11	3 (3) @ MIA, 4/2
Turnovers	19 (2) @ WAS, 12/8	5 @ ORL, 12/10
Blocked Shots	13 by MIL, 2/3	0 by WAS, 3/8
Personal Fouls	36 @ PHX, 1/28	12 by CLE, 3/22

2016-17 GAME-BY-GAME RESULTS

NO.	DATE	OPPONENT	W-L	SCORE	HOME	ROAD	TOTAL	HIGH SCORING	HIGH REBOUNDS	HIGH ASSISTS	OPP. SCORING	ATTEND.
1	Oct 26	@New Orleans	W	107-102	0-0	1-0	1-0	Nurkic-23	Faried-14	Nurkic-3	Davis-50	15,869
2	Oct 29	PORTLAND	L	113-115 (OT)	0-1	1-0	1-1	Jokic-23	Jokic-17	Mudiay-4	Lillard-37	18,055
3	Oct 31	@Toronto	L	102-105	0-1	1-1	1-2	Mudiay-16	Nurkic-18	Mudiay-4	DeRozan-33	19,800
4	Nov 3	@Minnesota	W	102-99	0-1	2-1	2-2	Gallinari-19	Nelson-7	Nelson-7	Towns-32	11,219
5	Nov 5	@Detroit	L	86-103	0-1	2-2	2-3	Chandler-21	Nurkic-12	Nelson-4	Drummond-19	16,218
6	Nov 6	@Boston	W	123-107	0-1	3-2	3-3	Mudiay-30	Faried-11	Nelson-7	Thomas-30	17,452
7	Nov 8	@Memphis	L	107-108	0-1	3-3	3-4	Mudiay-23	Faried-11	Mudiay-7	Carter-20	15,109
8	Nov 10	GOLDEN STATE	L	101-125	0-2	3-3	3-5	Murray-14	Faried-11	Murray-6	Curry-33	17,569
9	Nov 12	DETROIT	L	95-106	0-3	3-3	3-6	Mudiay-19	Chandler-10	Harris-4	Harris-19	13,997
10	Nov 13	@Portland	L	105-112	0-3	3-4	3-7	Murray-19	Faried-14	Jokic-3	Lillard-32	19,362
11	Nov 16	PHOENIX	W	120-104	1-3	3-4	4-7	Chandler-28	Faried-15	Mudiay-6	Knight-32	10,247
12	Nov 18	TORONTO	L	111-113(OT)	1-4	3-4	4-8	Mudiay-25	Jokic-12	Mudiay-9	DeRozan-30	12,476
13	Nov 20	UTAH	W	105-91	2-4	3-4	5-8	Murray-18	Nurkic-11	Mudiay-8	Hayward-25	12,565
14	Nov 22	CHICAGO	W	110-107	3-4	3-4	6-8	Murray-24	Nurkic-14	Nelson-7	Butler-35	14,328
15	Nov 23	@Utah	L	83-108	3-4	3-5	6-9	Murray-23	Faried-10	Jokic-6	Hill-22	19,229
16	Nov 25	OKLAHOMA CITY	L	129-132(OT)	3-5	3-5	6-10	Chandler-32	Chandler-11	Nelson-13	Westbrook-36	14,327
17	Nov 27	@Phoenix	W	120-114	3-5	4-5	7-10	Chandler-25	Jokic-11	Mudiay-6	Bledsoe-35	15,365
18	Nov 30	MIAMI	L	98-106	3-6	4-5	7-11	Tied with-17	Jokic-14	Nelson-8	Whiteside-25	11,471
19	Dec 2	HOUSTON	L	110-128	3-7	4-5	7-12	Chandler-24	Faried-11	Barton-5	Harden-20	15,549
20	Dec 3	@Utah	L	98-105	3-7	4-6	7-13	Chandler-20	Faried-6	Nelson-7	Hayward-32	19,911
21	Dec 5	@Philadelphia	W	106-98	3-7	5-6	8-13	Gallinari-24	Nurkic-10	Nelson-4	Rodriguez-17	11,815
22	Dec 7	@Brooklyn	L	111-116	3-7	5-7	8-14	Chandler-27	Chandler-16	Nelson-5	Lopez-24	14,159
23	Dec 8	@Washington	L	85-92	3-7	5-8	8-15	Jokic-17	Jokic-11	Nelson-8	Beal-26	12,645
24	Dec 10	@Orlando	W	121-113	3-7	6-8	9-15	Gallinari-21	Faried-10	Jokic-6	Fournier-24	17,010
25	Dec 12	@Dallas	L	92-112	3-7	6-9	9-16	Jokic-27	Jokic-11	Murray-4	Matthews-25	19,425
26	Dec 15	PORTLAND	W	132-120	4-7	6-9	10-16	Gallinari-27	Faried-9	Harris-6	Lillard-40	10,022
27	Dec 17	NEW YORK	W	127-114	5-7	6-9	11-16	Faried-25	Jokic-9	Mudiay-5	Anthony-29	12,042
28	Dec 19	DALLAS	W	117-107	6-7	6-9	12-16	Jokic-27	Jokic-17	Jokic-9	Williams-23	12,581
29	Dec 20	@L.A. Clipper	L	102-119	6-7	6-10	12-17	Barton-22	Faried-11	Nelson-6	Redick-27	19,060
30	Dec 23	ATLANTA	L	108-109	6-8	6-10	12-18	Gallinari-21	Gallinari-11	Jokic-6	Schroder-27	13,823
31	Dec 26	@L.A. Clipper	W	106-102	6-8	7-10	13-18	Jokic-24	Gallinari-11	Nelson-6	Crawford-24	19,060
32	Dec 28	MINNESOTA	W	105-103	7-8	7-10	14-18	Gallinari-18	Jokic-8	Jokic-11	Wiggins-25	15,093
33	Dec 30	PHILADELPHIA	L	122-124	7-9	7-10	14-19	Jokic-25	Chandler-9	Mudiay-5	Ilyasova-23	13,619
34	Jan 2	@Golden State	L	119-127	7-9	7-11	14-20	Jokic-21	Jokic-13	Jokic-5	Thompson-25	19,596
35	Jan 3	SACRAMENTO	L	113-120	7-10	7-11	14-21	Gallinari-24	Jokic-6	Mudiay-6	Cousins-31	11,018
36	Jan 5	SAN ANTONIO	L	99-127	7-11	7-11	14-22	Jokic-19	Jokic-11	Mudiay-5	Aldridge-28	14,391
37	Jan 7	@Oklahoma City	L	106-121	7-11	7-12	14-23	Chandler-24	Faried-10	Nelson-8	Westbrook-32	18,203
38	Jan 12	INDIANA	W	140-112	8-11	7-12	15-23	Jokic-22	Jokic-10	Jokic-8	Miles-20	18,689
39	Jan 16	ORLANDO	W	125-112	9-11	7-12	16-23	Jokic-30	Jokic-11	Mudiay-13	Payton-20	11,217
40	Jan 17	@L.A. Lakers	W	127-121	9-11	8-12	17-23	Jokic-29	Jokic-15	Barton-8	Williams-24	18,412
41	Jan 19	@San Antonio	L	104-118	9-11	8-13	17-24	Jokic-35	Jokic-12	Nelson-9	Leonard-34	18,418
42	Jan 21	L.A. CLIPPERS	W	123-98	10-11	8-13	18-24	Jokic-19	Jokic-10	Nelson-8	Speights-18	16,056
43	Jan 22	@Minnesota	L	108-111	10-11	8-14	18-25	Harris-22	Jokic-9	Barton-6	Towns-32	12,788
44	Jan 24	UTAH	W	103-93	11-11	8-14	19-25	Jokic-23	Jokic-11	Nelson-7	Favors-18	10,867
45	Jan 26	PHOENIX	W	127-120	12-11	8-14	20-25	Jokic-29	Jokic-14	Nelson-9	Bledsoe-28	12,231
46	Jan 28	@Phoenix	W	123-112	12-11	9-14	21-25	Gallinari-32	Faried-14	Nelson-6	Bledsoe-41	18,055
47	Jan 31	@L.A. Lakers	L	116-120	12-11	9-15	21-26	Chandler-26	Faried-17	Nelson-7	Young-23	18,997
48	Feb 1	MEMPHIS	L	99-119	12-12	9-15	21-27	Arthur-14	Faried-11	Mudiay-7	Gasol-24	12,020
49	Feb 3	MILWAUKEE	W	121-117	13-12	9-15	22-27	Chandler-23	Jokic-12	Jokic-11	Parker-27	18,792
50	Feb 4	@San Antonio	L	97-121	13-12	9-16	22-28	Murray-20	Nurkic-8	Barton-5	Leonard-19	18,418
51	Feb 6	DALLAS	W	110-87	14-12	9-16	23-28	Barton-31	Chandler-10	Jokic-9	Curry-15	13,047
52	Feb 8	@Atlanta	L	106-117	14-12	9-17	23-29	Chandler-24	Jokic-15	Nelson-8	Schroder-24	14,222
53	Feb 10	@New York	W	131-123	14-12	10-17	24-29	Jokic-40	Barton-10	Nelson-12	Anthony-33	19,812
54	Feb 11	@Cleveland	L	109-125	14-12	10-18	24-30	Jokic-27	Jokic-13	Nelson-8	James-27	20,562
55	Feb 13	GOLDEN STATE	W	132-110	15-12	10-18	25-30	Hernangomez-27	Jokic-21	Jokic-12	Durant-25	19,941
56	Feb 15	MINNESOTA	L	99-112	15-13	10-18	25-31	Harris-22	Jokic-14	Nelson-11	Wiggins-40	13,924
57	Feb 23	@Sacramento	L	100-116	15-13	10-19	25-32	Harris-23	Jokic-11	Nelson-6	Cauley-Stein-29	17,608
58	Feb 24	BROOKLYN	W	129-109	16-13	10-19	26-32	Harris-25	Plumlee-12	Plumlee-8	Lopez-17	17,143
59	Feb 26	MEMPHIS	L	98-105	16-14	10-19	26-33	Gallinari-24	Jokic-11	Jokic-6	Conley-31	18,024
60	Feb 28	@Chicago	W	125-107	16-14	11-19	27-33	Gallinari-22	Jokic-16	Jokic-10	Rondo-19	21,015
61	Mar 1	@Milwaukee	W	110-98	16-14	12-19	28-33	Gallinari-22	Jokic-14	Jokic-10	Middleton-21	13,214
62	Mar 4	CHARLOTTE	L	102-112	16-15	12-19	28-34	Jokic-31	Jokic-14	Nelson-5	Walker-27	14,708
63	Mar 6	SACRAMENTO	W	108-96	17-15	12-19	29-34	Chandler-36	Chandler-11	Nelson-6	Collison-17	11,614
64	Mar 8	WASHINGTON	L	113-123	17-16	12-19	29-35	Harris-26	Plumlee-10	Nelson-6	Wall-30	12,323
65	Mar 10	BOSTON	W	119-99	18-16	12-19	30-35	Chandler-23	Jokic-10	Jokic-7	Thomas-21	17,147
66	Mar 11	@Sacramento	W	105-92	18-16	13-19	31-35	Harris-24	Jokic-14	Plumlee-8	Hield-17	17,608
67	Mar 13	L.A. LAKERS	W	129-101	19-16	13-19	32-35	Murray-22	Plumlee-10	Harris-7	Zubac-25	17,344
68	Mar 16	L.A. CLIPPERS	W	129-114	20-16	13-19	33-35	Barton-35	Jokic-14	Jokic-10	Redick-22	14,179
69	Mar 18	HOUSTON	L	105-109	20-17	13-19	33-36	Harris-17	Plumlee-9	Nelson-11	Harden-40	17,512
70	Mar 20	@Houston	L	124-125	20-17	13-20	33-37	Harris-28	Jokic-13	Jokic-8	Harden-39	16,080
71	Mar 22	CLEVELAND	W	126-113	21-17	13-20	34-37	Harris-21	Jokic-10	Nelson-9	Irving-33	19,718
72	Mar 24	@Indiana	W	125-117	21-17	14-20	35-37	Jokic-30	Jokic-16	Nelson-6	George-27	17,923
73	Mar 26	NEW ORLEANS	L	90-115	21-18	14-20	35-38	Plumlee-16	Jokic-13	Nelson-5	Davis-31	19,850
74	Mar 28	@Portland	L	113-122	21-18	14-21	35-39	Nelson-23	Faried-14	Jokic-8	McCollum-39	20,003
75	Mar 31	@Charlotte	L	114-122	21-18	14-22	35-40	Jokic-26	Jokic-13	Jokic-10	Walker-31	18,353
76	Apr 2	@Miami	W	116-113	21-18	15-22	36-40	Gallinari-29	Jokic-10	Mudiay-9	Dragic-22	19,600
77	Apr 4	@New Orleans	W	134-131	21-18	16-22	37-40	Gallinari-28	Jokic-12	Mudiay-7	Davis-41	16,050
78	Apr 5	@Houston	L	104-110	21-18	16-23	37-41	Gallinari-23	Jokic-19	Jokic-9	Harden-31	18,055
79	Apr 7	NEW ORLEANS	W	122-106	22-18	16-23	38-41	Murray-30	Jokic-12	Harris-9	Davis-25	16,348
80	Apr 9	OKLAHOMA CITY	L	105-106	22-19	16-23	38-42	Gallinari-34	Gallinari-10	Harris-5	Westbrook-50	19,718
81	Apr 11	@Dallas	W	109-91	22-19	17-23	39-42	Harris-20	Plumlee-9	Murray-10	Nowitzki-21	20,333
82	Apr 12	@Oklahoma City	W	111-105	22-19	18-23	40-42	Jokic-29	Jokic-16	Jokic-8	Gibson-13	18,203

2017-18 ROSTER

NO.	PLAYER	POS	HT	WT	COLLEGE/COUNTRY	EXP.
00	Darrell Arthur	F	6-9	235	Kansas/USA	8
5	Will Barton	G	6-6	190	Memphis/USA	5
25	Malik Beasley	G	6-5	195	Florida St./USA	1
21	Wilson Chandler	F	6-8	225	DePaul/USA	9
3	Torrey Craig*	F	6-6	215	USC Upstate/USA	R
35	Kenneth Faried	F	6-8	228	Morehead St./USA	6
34	Devin Harris	G	6-3	185	Wisconsin/USA	13
14	Gary Harris	G	6-4	210	Michigan State/USA	3
41	Juancho Hernangomez	F	6-9	230	Movistar Estudiantes/Spain	1
22	Richard Jefferson	F	6-7	233	Arizona/USA	16
15	Nikola Jokic	C	6-10	250	KK Mega Vizura/Serbia	2
20	Tyler Lydon	F	6-10	225	Syracuse/USA	R
7	Trey Lyles	F	6-10	234	Kentucky/Canada	2
4	Paul Millsap	F	6-8	246	Louisiana Tech/USA	11
11	Monte Morris*	G	6-3	175	Iowa State/USA	R
27	Jamal Murray	G	6-4	207	Kentucky/Canada	1
24	Mason Plumlee	F/C	6-11	235	Duke/USA	4

*Denotes Two-Way Contract

Head Coach: Michael Malone (Loyola-MD)
Assistant Coaches: Wes Unseld Jr. (Johns Hopkins), David Adelman (Portland)
Micah Nori (Indiana), Jordi Fernandez (Inefc Lleida), Bob Weiss (Penn State)
Ryan Bowen (Iowa)
Player Development: John Beckett (Eckerd College), Stephen Graham (Oklahoma State)
Ognjen Stojakovic
Video Coordinator: Travess Armenta (Northern Colorado)
Assistant Video Coordinator: Andrew Munson (Iowa)
Video Associate: Dethie Fall
Head Athletic Trainer: Dan Shimensky (Utah)
Head Strength & Conditioning Coach: Felipe Eichenberger (N.W. Oklahoma State University)
Director of Sports Medicine: Steve Short (Dayton)
Assistant Athletic Trainer: Jason Miller (Iowa)
Assistant Strength and Conditioning Coach: Carlos Daniel (Washington State)
Physical Therapist: Matt Tuttle (NY-Upstate)
Massage Therapist: Margo Osborne

PRONUNCIATION GUIDE:
Darrell Arthur (Duh-REL)
Kenneth Faried (fa-REED)
Juancho Hernangomez (hair-NAHN-gomez)
Nikola Jokic (ni-KOLA yo-kitch)

NUGGETS 2017-18 TEAM HIGHS & LOWS

	HIGH	LOW
Points	146 vs. NO, 11/17	77 @ UTA, 11/28
Field Goals Made	56 vs. NO, 11/17	27 vs. MEM, 1/12
Field Goals Attempted	100 (2) @ MIA, 3/19 (2OT)	70 vs. MEM, 1/12
Field Goal Percentage	.629 (56-89) vs. NO, 11/17	.349 (29-83) @ SA, 1/13
Three-Pointers Made	24 @ MIL, 2/15	3 @ HOU, 2/9
Three-Pointers Attempted	42 @ IND, 12/10 (OT)	19 @GS, 1/8
Three-Point Percentage	.600 (24-40) @ MIL, 2/15	.107 (3-28) @ HOU, 2/9
Free-Throws Made	37 vs. MIL, 4/1 (OT)	8 @ OKC, 12/18
Free-Throws Attempted	46 vs. MIL, 4/1 (OT)	12 (2) @ OKC, 12/18

	HIGH	LOW
Free-Throw Percentage	1.000 (14-14) @ SA, 1/30	.560 (14-25) vs. MIA, 11/3
Total Rebounds	58 (2) @ OKC, 3/30	32 vs. NY, 1/25
Offensive Rebounds	20 (2) @ LAC, 1/17	2 vs. NY, 1/25
Defensive Rebounds	46 @ OKC, 3/30	23 (2) @ POR, 11/13
Assists	38 vs. SAC, 3/11	13 (2) @ UTA, 11/28
Steals	17 @ MEM, 3/2*	2 (3) vs. MIL, 4/1
Turnovers	26 @ SAC, 1/6	6 @ BKN, 10/29
Blocked Shots	10 (3) @ WAS, 3/23	0 vs. GS, 2/3
Personal Fouls	27 (3) vs. LAC, 2/27	12 vs. UTA, 1/5

*indicates NBA single game seaon highs/lows

OPPONENTS 2017-18 TEAM HIGHS & LOWS

	HIGH	LOW
Points	149 @ MIA, 3/19 (2OT)	78 by MEM, 1/12
Field Goals Made	56 @ MIA, 3/19 (2OT)	27 by UTA, 12/26
Field Goals Attempted	108 @ OKC, 3/30 (OT)	73 (2) by MEM, 11/24
Field Goal Percentage	.595 (47-79) @ BOS, 12/12	.321 (27-84) by UTA, 12/26
Three-Pointers Made	20 (2) @ OKC, 3/30 (OT)	3 @ GS, 12/23
Three-Pointers Attempted	44 @ OKC, 3/30 (OT)	16 by SA, 2/23
Three-Point Percentage	.556 (2) (20-36) @ MIA, 3/19 (2OT)	.111 (3-27) @ GS, 12/23
Free-Throws Made	28 by SA, 2/23	3 by UTA, 1/5
Free-Throws Attempted	39 by SA, 2/23	5 @ SA, 1/30

	HIGH	LOW
Free-Throw Percentage	1.000 (3) (5-5) @ SA, 1/30	.500 (2) (3-6) by UTA, 1/5
Total Rebounds	57 @ POR, 4/9	23 by MEM, 11/24
Offensive Rebounds	18 (3) by POR, 4/9	3 (2) by NY, 1/25
Defensive Rebounds	45 by UTA, 1/5	20 by MEM, 11/24
Assists	38 by GS, 11/4	10 by POR, 4/9
Steals	16 @ SAC, 1/6	2 by NO, 11/17
Turnovers	25 by BKN, 11/7	3 by SAC, 3/11
Blocked Shots	16 @ TOR, 3/27	0 (2) by UTA, 12/26
Personal Fouls	28 (2) by POR, 4/9	12 @ OKC, 12/18

2017-18 GAME-BY-GAME RESULTS

NO.	DATE	OPPONENT	W-L SCORE	HOME	ROAD	TOTAL	HIGH SCORING	HIGH REBOUNDS	HIGH ASSISTS	OPP. SCORING	ATTEND.
1	Oct 18	@Utah	L 96-106	0-0	0-1	0-1	Barton-23	Jokic-12	Jokic-7	Gobert-18	17,588
2	Oct 21	SACRAMENTO	W 96- 79	1-0	0-1	1-1	Millsap-18 Faried-18	Chandler-12	Jokic-7	Fox-18	19,520
3	Oct 23	WASHINGTON	L104-109	1-1	0-1	1-2	Jokic-29	Jokic-9	G. Harris-6 Murray-6	Beal-20	14,294
4	Oct 25	@Charlotte	L 93-110	1-1	0-2	1-3	G. Harris-18 Jokic-18	Jokic-12	Barton-6	Kaminsky-20	14,253
5	Oct 27	@Atlanta	W105-100	1-1	1-2	2-3	Jokic-18 G. Harris-18 Barton-18	Jokic-15	Plumlee-6	Schroder-20	16,220
6	Oct 29	@Brooklyn	W124-111	1-1	2-2	3-3	Murray-26	Jokic-14	Millsap-5 Mudiay-5 Murray-5	Dinwiddie-22	14,854
7	Oct 30	@New York	L110-116	1-1	2-3	3-4	Jokic-28	Millsap-10	Millsap-4 Chandler-4	Porzingis-38	19,812
8	Nov 1	TORONTO	W129-111	2-1	2-3	4-4	Murray-24	Jokic-16	Jokic-10	Powell-14	14,072
9	Nov 3	MIAMI	W 95- 94	3-1	2-3	5-4	Millsap-27	Jokic-14	Millsap-5	Dragic-23	15,317
10	Nov 4	GOLDEN STATE	L108-127	3-2	2-3	5-5	Barton-21	Barton-8	Mudiay-7	Durant-25	19,711
11	Nov 7	BROOKLYN	W112-104	4-2	2-3	6-5	Jokic-41	Jokic-12	Jokic-5 G. Harris-5	Zeller-21	14,058
12	Nov 9	OKLAHOMA CITY	W102- 94	5-2	2-3	7-5	Mudiay-21	Jokic-11	Millsap-5 Mudiay-5	Anthony-28	19,520
13	Nov 11	ORLANDO	W125-107	6-2	2-3	8-5	Murray-32	Jokic-17	Jokic-9	Speights-19	16,688
14	Nov 13	@Portland	L 82- 99	6-2	2-4	8-6	Millsap-18 Murray-18	Jokic-7 Chandler-7	Chandler-6	Nurkic-17 McCollum-17	18,895
15	Nov 17	NEW ORLEANS	W146-114	7-2	2-4	9-6	Murray-31	Jokic-11 Chandler-11	Millsap-7	Davis-17	16,816
16	Nov 19	@L.A. Lakers	L109-127	7-2	2-5	9-7	G. Harris-20	Lyles-8	Mudiay-7	Randle-24	18,997
17	Nov 20	@Sacramento	W114- 98	7-2	3-5	10-7	Barton-25	Jokic-14	Barton-5	Hill-16 Koufos-16	17,583
18	Nov 22	@Houston	L 95-125	7-2	3-6	10-8	Barton-20	Plumlee-8	Tied with-3	Ariza-25	18,055
19	Nov 24	MEMPHIS	W104- 92	8-2	3-6	11-8	Jokic-28	Jokic-13	Jokic-8	Green-21	16,736
20	Nov 28	@Utah	L 77-106	8-2	3-7	11-9	G. Harris-18	Hernangomez-10	Jokic-6	Favors-24	16,790
21	Nov 30	CHICAGO	W111-110	9-2	3-7	12-9	Barton-37	Faried-13	Jokic-4	Markkanen-20 Lopez-20	15,156
22	Dec 2	L.A. LAKERS	W115-100	10-2	3-7	13-9	Murray-28	Faried-9	G. Harris-6 Plumlee-6	B. Ingram-20	19,520
23	Dec 4	@Dallas	L105-122	10-2	3-8	13-10	Barton-23	Faried-11	Barton-6	Barnes-22	19,419
24	Dec 6	@New Orleans	L114-123	10-2	3-9	13-11	G. Harris-24	Lyles-11	Lyles-4 G. Harris-4 Murray-4	Cousins-40	15,353
25	Dec 8	@Orlando	W103- 89	10-2	4-9	14-11	Faried-20	Faried-10	Mudiay-5 Barton-5	Simmons-21 Vucevic-21	16,024
26	Dec 10	@Indiana	L116-126(OT)	10-2	4-10	14-12	Lyles-25	Faried-11	Barton-9	Oladipo-47	14,597
27	Dec 12	@Detroit	W103- 84	10-2	5-10	15-12	Murray-28	Plumlee-13	Barton-10	Galloway-18	15,480
28	Dec 13	@Boston	L118-124	10-2	5-11	15-13	G. Harris-36	Murray-11	G. Harris-6	Irving-33	18,624
29	Dec 15	NEW ORLEANS	W117-111(OT)	11-2	5-11	16-13	G. Harris-21	Jokic-11	Barton-6	Cousins-29	17,584
30	Dec 18	@Oklahoma City	L 94- 95	11-2	5-12	16-14	G. Harris-17	Lyles-10	Barton-7	Westbrook-38	18,203
31	Dec 20	MINNESOTA	L104-112	11-3	5-12	16-15	Murray-30	Chandler-10 Plumlee-10	Chandler-6 Plumlee-6	Butler-25 Towns-25	17,002
32	Dec 22	@Portland	W102- 85	11-3	6-12	17-15	Jokic-27	Chandler-11	Jokic-6	McCollum-15	19,473
33	Dec 23	@Golden State	W 96- 81	11-3	7-12	18-15	G. Harris-19	Jokic-9 Chandler-9	Barton-7	Durant-18	19,596
34	Dec 26	UTAH	W107- 83	12-3	7-12	19-15	Murray-22	Lyles-8 Murray-8 Plumlee-8	Jokic-5 G. Harris-5 Barton-5	Favors-20	17,104
35	Dec 27	@Minnesota	L125-128(OT)	12-3	7-13	19-16	Barton-28	Lyles-10	Murray-8	Butler-39	18,978
36	Dec 30	PHILADELPHIA	L102-107	12-4	7-13	19-17	Murray-31	Jokic-13	Jokic-6	Saric-20	19,599
37	Jan 3	PHOENIX	W134-111	13-4	7-13	20-17	G. Harris-36	Lyles-11	Jokic-8	Booker-17	14,079
38	Jan 5	UTAH	W 99- 91	14-4	7-13	21-17	Lyles-26 Murray-26	Jokic-10	Barton-8	Mitchell-15 Rubio-15	15,557
39	Jan 6	@Sacramento	L 98-106	14-4	7-14	21-18	Lyles-19	Lyles-9	Jokic-10	Fox-18	17,583
40	Jan 8	@Golden State	L114-124	14-4	7-15	21-19	Jokic-22 G. Harris-22	Jokic-12	Jokic-11	Curry-32	19,596
41	Jan 10	ATLANTA	L 97-110	14-5	7-15	21-20	G. Harris-25	Jokic-12	Jokic-7	Schroder-19	14,182
42	Jan 12	MEMPHIS	W 87- 78	15-5	7-15	22-20	Barton-17	Plumlee-9	Tied with-3	Gasol-22	15,607
43	Jan 13	@San Antonio	L 80-112	15-5	7-16	22-21	Jokic-23	Jokic-9	Jokic-7	Leonard-19	18,418
44	Jan 16	DALLAS	W105-102	16-5	7-16	23-21	Jokic-29	Jokic-18	Jokic-7	Smith-25	14,097
45	Jan 17	@L.A. Clipper	L104-109	16-5	7-17	23-22	G. Harris-19	Plumlee-14	Barton-6	Griffin-20	15,043
46	Jan 19	PHOENIX	L100-108	16-6	7-17	23-23	Murray-30	Jokic-17	Jokic-5	Booker-30	15,732
47	Jan 22	PORTLAND	W104-101	17-6	7-17	24-23	Murray-38	Jokic-12	Murray-6	Lillard-25	14,474
48	Jan 25	NEW YORK	W130-118	18-6	7-17	25-23	G. Harris-23	Jokic-7	Jokic-10	Beasley-21 Porzingis-21	15,482
49	Jan 27	DALLAS	W 91- 89	19-6	7-17	26-23	G. Harris-24	Jokic-16	Jokic-11	Barnes-22	19,520
50	Jan 29	BOSTON	L110-111	19-7	7-17	26-24	Jokic-24	Jokic-11	Murray-8	Irving-27	19,520
51	Jan 30	@San Antonio	L104-106	19-7	7-18	26-25	Murray-18	Lyles-7 Jokic-7	Jokic-8	Aldridge-30	18,418
52	Feb 1	OKLAHOMA CITY	W127-124	20-7	7-18	27-25	Murray-33	Jokic-13	Jokic-14	George-43	18,407
53	Feb 3	GOLDEN STATE	W115-108	21-7	7-18	28-25	Barton-25	Lyles-10	Jokic-5	Durant-31	20,103
54	Feb 5	CHARLOTTE	W121-104	22-7	7-18	29-25	G. Harris-27	Jokic-16	Barton-8	Walker-20	14,410
55	Feb 9	@Houston	L104-130	22-7	7-19	29-26	Lyles-24 Lyles-7	Jokic-7	Morris-6	Harden-28	18,055
56	Feb 10	@Phoenix	W123-113	22-7	8-19	30-26	Chandler-26	Jokic-9	Jokic-8	Warren-31	16,325
57	Feb 13	SAN ANTONIO	W117-109	23-7	8-19	31-26	Jokic-23	Jokic-13	Jokic-11	Lauvergne-26	17,623
58	Feb 15	@Milwaukee	W134-123	23-7	9-19	32-26	Jokic-30	Jokic-15	Jokic-17	Antetokounmpo-36	15,486
59	Feb 23	SAN ANTONIO	W122-119	24-7	9-19	33-26	Jokic-28	Chandler-16	Jokic-11	Aldridge-38	20,027
60	Feb 25	HOUSTON	L114-119	24-8	9-19	33-27	Barton-25	Jokic-14	Jokic-8	Harden-41	20,044
61	Feb 27	L.A. CLIPPERS	L120-122	24-9	9-19	33-28	G. Harris-23	Plumlee-9	Chandler-6	L. Williams-25	15,004
62	Mar 2	@Memphis	W108-102	24-9	10-19	34-28	G. Harris-26	Jokic-9	Jokic-5	Gasol-22	16,421
63	Mar 3	@Cleveland	W126-117	24-9	11-19	35-28	G. Harris-32	Barton-8	Jokic-8	James-25	20,562
64	Mar 6	@Dallas	L107-118	24-9	11-20	35-29	Chandler-21	Jokic-9	Barton-7	Ferrell-24	19,504
65	Mar 7	CLEVELAND	L108-113	24-10	11-20	35-30	Jokic-36	Jokic-13	Jokic-6	James-39	20,062
66	Mar 9	L.A. LAKERS	W125-116	25-10	11-20	36-30	Murray-22	Jokic-6 Millsap-6	Murray-8	Lopez-29	19,807
67	Mar 11	SACRAMENTO	W130-104	26-10	11-20	37-30	G. Harris-21	Jokic-11	Jokic-10	Hield-18	19,520
68	Mar 13	@L.A. Lakers	L103-112	26-10	11-21	37-31	Chandler-26	Chandler-10	Jokic-5 Plumlee-5	Randle-26 Kuzma-26	18,997
69	Mar 15	DETROIT	W120-113	27-10	11-21	38-31	Murray-26	Jokic-12	Jokic-10	Griffin-26	18,697
79	Mar 17	@Memphis	L 94-101	27-10	11-22	38-32	Jokic-17	Jokic-13	Murray-3 Plumlee-3	D. Brooks-24	16,501
80	Mar 19	@Miami	L141-149(2OT)	27-10	11-23	38-33	Jokic-34	Jokic-15	D. Harris-9	J. Johnson-31	19,600
81	Mar 21	@Chicago	W135-102	27-10	12-23	39-33	Millsap-22	Millsap-8	Murray-7	Felicio-16	20,671
82	Mar 23	@Washington	W108-100	27-10	13-23	40-33	Jokic-25 Murray-25	Jokic-8	Jokic-5 Millsap-5	Beal-24	19,016
83	Mar 26	@Philadelphia	L104-123	27-10	13-24	40-34	Barton-25	Millsap-9	Chandler-7	Embiid-20 Saric-20	20,585
84	Mar 27	@Toronto	L110-114	27-10	13-25	40-35	Jokic-29	Jokic-16	Jokic-8	Valanciunas-15 VanVleet-15 DeRozan-15	19,800
85	Mar 30	@Oklahoma City	W126-125(OT)	27-10	14-25	41-35	Millsap-36	Jokic-16	Jokic-6	Westbrook-33	18,203
86	Apr 1	MILWAUKEE	W128-125(OT)	28-10	14-25	42-35	Jokic-35	Jokic-13 Millsap-13	Murray-7	Parker-35	19,520
87	Apr 3	INDIANA	W107-104	29-10	14-25	43-35	Jokic-30	Barton-10	Jokic-7 Murray-7	Oladipo-25	14,743
88	Apr 5	MINNESOTA	W100- 96	30-10	14-25	44-35	Murray-22	Jokic-14	Jokic-9	Towns-26	16,415
89	Apr 7	@L.A. Clipper	W134-115	30-10	15-25	45-35	Barton-31	Jokic-11	Jokic-11	L. Williams-24	16,166
90	Apr 9	PORTLAND	W 88- 82	31-10	15-25	46-35	Barton-22	Jokic-20	Jokic-11	Lillard-25	17,467
91	Apr 11	@Minnesota	L106-112(OT)	31-10	15-26	46-36	Jokic-35	Jokic-10	Murray-6	Butler-31	18,978

2018-19 DENVER NUGGETS ROSTER

2018-19 ROSTER

NO.	PLAYER	POS	HT	WT	COLLEGE/COUNTRY	EXP.
23	DeVaughn Akoon-Purcell	G	6-6	200	Illinois State/USA	R
5	Will Barton	G	6-6	190	Memphis/USA	6
25	Malik Beasley	G	6-5	195	Florida St./USA	2
3	Torrey Craig	F	6-6	215	USC Upstate/USA	1
6	Brandon Goodwin*	G	6-2	180	UCF/USA	R
14	Gary Harris	G	6-4	210	Michigan State/USA	4
41	Juancho Hernangomez	F	6-9	230	Movistar Estudiantes/Spain	2
15	Nikola Jokic	C	6-10	250	KK Mega Vizura/Serbia	3
20	Tyler Lydon	F	6-10	225	Syracuse/USA	1
7	Trey Lyles	F	6-10	234	Kentucky/Canada	3
4	Paul Millsap	F	6-8	246	Louisiana Tech/USA	12
11	Monte Morris	G	6-3	175	Iowa State/USA	1
27	Jamal Murray	G	6-4	207	Kentucky/Canada	2
24	Mason Plumlee	F/C	6-11	235	Duke/USA	5
1	Michael Porter Jr.	F	6-10	210	Missouri/USA	R
0	Isaiah Thomas	G	5-9	185	Washington/USA	7
8	Jarred Vanderbilt	F	6-9	214	Kentucky/USA	R
45	Thomas Welsh*	C	7-0	255	UCLA/USA	R
34	Nick Young	G	6-7	210	USC/USA	11

*Denotes Two-Way Contract

Head Coach: Michael Malone (Loyola-MD)
Assistant Coaches: Wes Unseld Jr. (Johns Hopkins), David Adelman (Portland)
Jordi Fernandez (Inefc Lleida), Ryan Bowen (Iowa),
Charles Klask (Michigan State), Bob Weiss (Penn State),
Mark Price (Georgia Tech)
Player Development: John Beckett (Eckerd College), Stephen Graham (Oklahoma State)
Ognjen Stojakovic
Video Coordinator: Travess Armenta (Northern Colorado)
Assistant Video Coordinator: Andrew Munson (Iowa)
Video Associate: Dethie Fall
Head Athletic Trainer: Dan Shimensky (Utah)
Head Strength & Conditioning Coach: Felipe Eichenberger (N.W. Oklahoma State University)
Director of Sports Medicine: Steve Short (Dayton)
Assistant Athletic Trainer: Jason Miller (Iowa)
Assistant Strength and Conditioning Coach: Carlos Daniel (Washington State)
Physical Therapist: Matt Tuttle (NY-Upstate)
Massage Therapist: Margo Osborne

PRONUNCIATION GUIDE:
Juancho Hernangomez (hair-NAHN-gomez)
Nikola Jokic (ni-KOLA yo-kitch)

NUGGETS 2019-20 TEAM HIGHS & LOWS

	HIGH	LOW
Points	138 vs. ATL, 11/15	85 @ HOU, 3/28
Field Goals Made	53 vs. ATL, 11/15	31 @ HOU, 3/28
Field Goals Attempted	103 @ DAL, 2/22	76 (2) @ PHX, 12/29
Field Goal Percentage	.622 (51-82) vs. HOU, 2/1	.355 (33-93) @ IND, 3/24
Three-Pointers Made	20 vs. CHI, 1/17	4 @ HOU, 3/28
Three-Pointers Attempted	42 @ LAL, 3/6	18 vs. BKN, 11/9
Three-Point Percentage	.600 (18-30) vs. MIN, 3/12	.167 (4-24) @ HOU, 3/28
Free-Throws Made	33 @ LAC, 10/17	4 @ SAS, 3/4
Free-Throws Attempted	42 (2) vs. GSW, 10/21	4 @ SAS, 3/4

	HIGH	LOW
Free-Throw Percentage	1.000 (4-4) @ SAS, 3/4	.545 (12-22) @ DET, 2/4
Total Rebounds	63 @ DAL, 2/22	31 (2) vs. HOU, 11/13
Offensive Rebounds	21 @ DAL, 2/22	3 @ UTA, 4/9
Defensive Rebounds	45 (5) vs. WAS, 3/31	22 @ DET, 2/4
Assists	41 vs. SAS, 4/3	17 @ MEM, 1/28
Steals	19 @ GSW, 4/2	2 @ MIA, 1/8
Turnovers	22 vs. LAC, 2/24	7 (3) @ UTA, 4/9
Blocked Shots	12 @ CHA, 12/7	0 (2) vs. POR, 1/13
Personal Fouls	31 vs. PHX, 10/20	12 (2) vs. MIN, 4/10

*indicates NBA single game seaon highs/lows

OPPONENTS 2019-20 TEAM HIGHS & LOWS

	HIGH	LOW
Points	142 by GSW, 1/15	85 (2) by SAS, 4/3
Field Goals Made	57 by GSW, 1/15	29 by PHX, 10/20
Field Goals Attempted	103 @ OKC, 11/24	70 @ MEM, 11/7
Field Goal Percentage	.600 (57-95) by GSW, 1/15	.345 (30-87) by LAC, 2/24
Three-Pointers Made	22 @ HOU, 1/7	3 by LAC, 2/24
Three-Pointers Attempted	49 @ ORL, 12/5	18 (2) @ IND, 3/24
Three-Point Percentage	.559 (19-34) @ BKN, 3/19	.143 (2) (3-21) by LAC, 2/24
Free-Throws Made	34 @ CHA, 12/7	3 @ GSW, 4/2
Free-Throws Attempted	42 by BKN, 11/9	6 by MIN, 4/10

	HIGH	LOW
Free-Throw Percentage	1.000 (3) (14-14) by MIN, 3/12	.375 (3-8) @ GSW, 4/2
Total Rebounds	58 @ POR, 4/7	28 by CLE, 1/19
Offensive Rebounds	19 (2) by OKC, 12/14	2 by PHX, 1/25
Defensive Rebounds	45 by WAS, 3/31	19 by HOU, 2/1
Assists	38 by GS, 1/15	13 by TOR, 12/16
Steals	15 @ SAC, 1/6	3 (3) @ NY, 3/22
Turnovers	24 @ GSW, 4/2	6 (2) by DET, 3/26
Blocked Shots	11 (2) @ GSW, 4/2	0 by MIN, 4/10
Personal Fouls	34 by OKC, 2/26	12 @ PHI, 2/8

2018-19 GAME-BY-GAME RESULTS

NO.	DATE	OPPONENT	W-L SCORE	HOME	ROAD	TOTAL	HIGH SCORING	HIGH REBOUNDS	HIGH ASSISTS	OPP. SCORING	ATTEND.
1	Oct 17	@L.A. Clipper	W107- 98	0-0	1-0	1-0	Jokic-21	Millsap-16	Jokic-5	Harris-19	19,068
2	Oct 20	PHOENIX	W119- 91	1-0	1-0	2-0	Jokic-35	Jokic-11	Jokic-11	Booker-25	19,592
3	Oct 21	GOLDEN STATE	W100- 98	2-0	1-0	3-0	G. Harris-28	Jokic-11	Jokic-6	Curry-30	19,520
4	Oct 23	SACRAMENTO	W126-112	3-0	1-0	4-0	Murray-19	Jokic-12	Morris-7	Bagley-20	13,214
5	Oct 25	@L.A. Lakers	L114-121	3-0	1-1	4-1	Jokic-24	Jokic-11	Morris-7	James-28	18,997
6	Oct 29	NEW ORLEANS	W116-111	4-0	1-1	5-1	Murray-23 G. Harris-23	Jokic-9	Jokic-10	Randle-24	15,217
7	Oct 31	@Chicago	W108-107(OT)	4-0	2-1	6-1	Jokic-22	Jokic-12	Jokic-9	LaVine-28	19,027
8	Nov 1	@Cleveland	W110- 91	4-0	3-1	7-1	Hernangomez-23	Lyles-8	Beasley-4	Clarkson-17	19,432
9	Nov 3	UTAH	W103- 88	5-0	3-1	8-1	G. Harris-20	Jokic-10	Jokic-16	Crowder-21	19,520
10	Nov 5	BOSTON	W115-107	6-0	3-1	9-1	Murray-48	Jokic-10	Jokic-8	Irving-31	19,520
11	Nov 7	@Memphis	L 87- 89	6-0	3-2	9-2	G. Harris-20	Lyles-9	Murray-7	Gasol-20 Jackson-20	15,832
12	Nov 9	BROOKLYN	L110-112	6-1	3-2	9-3	Jokic-37	Jokic-21	Murray-5	Russell-23	19,520
13	Nov 11	MILWAUKEE	L114-121	6-2	3-2	9-4	Millsap-25	Millsap-8	Morris-10	Lopez-28	19,520
14	Nov 13	HOUSTON	L 99-109	6-3	3-2	9-5	Morris-19	Jokic-12	Jokic-7	Capela-24	16,741
15	Nov 15	ATLANTA	W138- 93	7-3	3-2	10-5	Hernangomez-25	Millsap-9 Hernangomez-9 Jokic-9	Jokic-7	Lin-16	15,103
16	Nov 17	@New Orleans	L115-125	7-3	3-3	10-6	Jokic-25	Hernangomez-11	Jokic-8	Davis-40	15,408
17	Nov 19	@Milwaukee	L 98-104	7-3	3-4	10-7	Jokic-20	Millsap-9	Murray-9	Antetokounmpo-29	17,341
18	Nov 21	@Minnesota	W103-101	7-3	4-4	11-7	Millsap-25	Jokic-12	Jokic-10	Towns-22	15,086
19	Nov 23	ORLANDO	W112- 87	8-3	4-4	12-7	Lyles-22	Plumlee-11	Jokic-11	Ross-18	19,520
20	Nov 24	@Oklahoma City	W105- 98	8-3	5-4	13-7	Murray-22	Craig-10	Murray-8	George-24	18,203
21	Nov 27	L.A. LAKERS	W117- 85	9-3	5-4	14-7	Murray-20 Millsap-20 Beasley-20	Millsap-11	Morris-7 Jokic-7	Kuzma-21	19,583
22	Nov 30	@Portland	W113-112	w 9-3	6-4	15-7	G. Harris-27	Hernangomez-11	Jokic-7 Murray-7	McCollum-33	19,459
23	Dec 3	@Toronto	W106-103	9-3	7-4	16-7	Jokic-23	Jokic-11	Jokic-15	Leonard-27	19,800
24	Dec 5	@Orlando	W124-118(OT)	9-3	8-4	17-7	Murray-31	Millsap-8 Jokic-8	Jokic-13	Fournier-26	16,636
25	Dec 7	@Charlotte	L107-113	9-3	8-5	17-8	Murray-20	Jokic-11	Murray-7	Walker-21	13,755
26	Dec 8	@Atlanta	L 98-106	9-3	8-6	17-9	Jokic-24	Jokic-11	Morris-7 Jokic-7	Collins-30	14,409
27	Dec 10	MEMPHIS	W105- 99	10-3	8-6	18-9	Jokic-27	Jokic-12	Jokic-6	Conley-19	15,278
28	Dec 14	OKLAHOMA CITY	W109- 98	11-3	8-6	19-9	Jokic-24	Jokic-15	Jokic-9	George-32	19,520
29	Dec 16	TORONTO	W 95- 86	12-3	8-6	20-9	Jokic-26	Jokic-10	Murray-4 Morris-4 Jokic-4	Leonard-29	19,520
30	Dec 18	DALLAS	W126-118	13-3	8-6	21-9	Jokic-32	Jokic-16	Murray-15	Barnes-30	15,764
31	Dec 22	@L.A. Clipper	L111-132	13-3	8-7	21-10	Jokic-19	Plumlee-9	Morris-5	Harris-21 Gallinari-21	16,571
32	Dec 26	@San Antonio	L103-111	13-3	8-8	21-11	Hernangomez-27	Hernangomez-13	Jokic-10	DeRozan-30	18,408
33	Dec 28	SAN ANTONIO	W102- 99	14-3	8-8	22-11	Murray-31	Plumlee-12	Jokic-9	Aldridge-24	20,076
34	Dec 29	@Phoenix	W122-118	14-3	9-8	23-11	Murray-46	Hernangomez-9	Jokic-9	Ayton-33	14,975
35	Jan 1	NEW YORK	W115-108	15-3	9-8	24-11	Beasley-23	Jokic-14	Jokic-15	Kornet-19	19,520
36	Jan 3	@Sacramento	W117-113	15-3	10-8	25-11	Murray-36	Jokic-13	Murray-6 Jokic-6	Hield-29	17,583
37	Jan 5	CHARLOTTE	W123-110	16-3	10-8	26-11	Jokic-39	Jokic-12	Murray-7	Walker-20	19,861
38	Jan 7	@Houston	L113-125	16-3	10-9	26-12	Jokic-24	Jokic-13	Murray-5	Harden-35	18,055
39	Jan 8	@Miami	W103- 99	16-3	11-9	27-12	Jokic-29	Craig-16	Jokic-10	Waiters-15	19,600
40	Jan 10	L.A. CLIPPERS	W121-100	17-3	11-9	28-12	Murray-23	Jokic-14	Jokic-10	Williams-19	15,742
41	Jan 12	@Phoenix	L 93-102	17-3	11-10	28-13	Jokic-23	Millsap-11	Murray-5 Morris-5	Oubre-26	15,246
42	Jan 13	PORTLAND	W116-113	18-3	11-10	29-13	Jokic-40	Jokic-10	Jokic-8	Lillard-26	19,520
43	Jan 15	GOLDEN STATE	L111-142	18-4	11-10	29-14	Beasley-22	Barton-8	Jokic-8	Curry-31 Thompson-31	19,896
44	Jan 17	CHICAGO	W135-105	19-4	11-10	30-14	Murray-25	Beasley-9	Jokic-11	Markkanen-27	17,289
45	Jan 19	CLEVELAND	W124-102	20-4	11-10	31-14	Murray-26	Jokic-11	Jokic-12	Zizic-23	19,520
46	Jan 23	@Utah	L108-114	20-4	11-11	31-15	Jokic-28	Jokic-21	Jokic-6	Mitchell-35	18,306
47	Jan 25	PHOENIX	W132- 95	21-4	11-11	32-15	Millsap-20	Hernangomez-10	Plumlee-6	Booker-35	17,425
48	Jan 26	PHILADELPHIA	W126-110	22-4	11-11	33-15	Jokic-32	Jokic-18	Jokic-10	Redick-22	19,673
49	Jan 28	@Memphis	W 95- 92	22-4	12-11	34-15	Jokic-24	Plumlee-7	Jokic-3 Beasley-3 G. Harris-3	Gasol-28	12,917
50	Jan 30	@New Orleans	W105- 99	22-4	13-11	35-15	Beasley-22	Jokic-13	Jokic-10	Holiday-22	14,211
51	Feb 1	HOUSTON	W136-122	23-4	13-11	36-15	Beasley-35	Jokic-13	Jokic-9	Harden-30	20,106
52	Feb 2	@Minnesota	W107-106	23-4	14-11	37-15	Beasley-22	Jokic-16	Morris-10 Jokic-10	Towns-31	17,208
53	Feb 4	@Detroit	L103-129	23-4	14-12	37-16	Lyles-20	Plumlee-11	Barton-7	Drummond-27	12,589
54	Feb 6	@Brooklyn	L130-135	23-4	14-13	37-17	Jokic-25	Jokic-14	Murray-11	Russell-27	14,516
55	Feb 8	@Philadelphia	L110-117	23-4	14-14	37-18	Jokic-27	Jokic-10	Jokic-10	Redick-34	20,627
56	Feb 11	MIAMI	W103- 87	24-4	14-14	38-18	Jokic-23 Beasley-23	Jokic-12	Morris-7	Winslow-15	18,378
57	Feb 13	SACRAMENTO	W120-118	25-4	14-14	39-18	Millsap-25	Jokic-18	Jokic-11	Hield-25	17,938
58	Feb 22	@Dallas	W114-104	25-4	15-14	40-18	Jokic-19	Millsap-13 Jokic-13 Plumlee-13	Jokic-8	Brunson-22	20,382
59	Feb 24	L.A. CLIPPERS	W123- 96	26-4	15-14	41-18	Jokic-22	Millsap-16 Jokic-16	Murray-6	Williams-24	19,956
60	Feb 26	OKLAHOMA CITY	W121-112	27-4	15-14	42-18	Jokic-36	Millsap-10	Jokic-10	George-25	18,378
61	Feb 28	UTAH	L104-111	27-5	15-14	42-19	Barton-21 Murray-21	Barton-13 Jokic-13	Jokic-7	Mitchell-24	19,520
62	Mar 2	NEW ORLEANS	L112-120	27-6	15-14	42-20	Murray-20 Jokic-20	Jokic-9 Plumlee-9	Jokic-7	Holiday-29	19,978
63	Mar 4	@San Antonio	L103-104	27-6	15-15	42-21	Murray-25	Millsap-11	Murray-8	DeRozan-24	18,354
64	Mar 6	@L.A. Lakers	W115- 99	27-6	16-15	43-21	Barton-23	Jokic-17	Jokic-8	James-31	18,997
65	Mar 8	@Golden State	L105-122	27-6	16-16	43-22	Morris-17 Beasley-17	Plumlee-12	Morris-6	Thompson-39	19,596
66	Mar 12	MINNESOTA	W133-107	28-6	16-16	44-22	Murray-30	Jokic-8	Plumlee-8	Towns-34	16,874
67	Mar 14	DALLAS	W100- 99	29-6	16-16	45-22	Millsap-33	Jokic-14	Jokic-8	Doncic-24	19,520
68	Mar 16	INDIANA	W102-100	30-6	16-16	46-22	Jokic-26	Millsap-13	Barton-5 Jokic-5 Plumlee-5	T. Young-18	19,856
69	Mar 18	@Boston	W114-105	30-6	17-16	47-22	Jokic-21	Jokic-13	Jokic-7	Irving-30	18,624
70	Mar 21	@Washington	W113-108	30-6	18-16	48-22	Tied with-15	Plumlee-11	Jokic-11	Beal-25	15,986
71	Mar 22	@New York	W111- 93	30-6	19-16	49-22	Jokic-21	Jokic-17	Murray-5 Jokic-5	Mudiay-21	19,290
72	Mar 24	@Indiana	L 88-124	30-6	19-17	49-23	Jokic-19	Jokic-11	Jokic-8	Bogdanovic-35	17,923
73	Mar 26	DETROIT	W 95- 92	31-6	19-17	50-23	Murray-33	Jokic-15	Murray-5 Millsap-5	Griffin-29	19,520
74	Mar 28	@Houston	L 85-112	31-6	19-18	50-24	Murray-20	Jokic-8 Plumlee-8	Jokic-6	Harden-38	18,055
75	Mar 29	@Oklahoma City	W115-105	31-6	20-18	51-24	Murray-27	Jokic-16	Murray-9	Westbrook-27	18,230
76	Mar 31	WASHINGTON	L 90- 95	31-7	20-18	51-25	Jokic-23	Millsap-15	Barton-4 Jokic-4	Brown-24	17,356
77	Apr 2	@Golden State	L102-116	31-7	20-19	51-26	Murray-17	Millsap-8	Jokic-6	Cousins-28	19,596
78	Apr 3	SAN ANTONIO	W113- 85	32-7	20-19	52-26	Jokic-20	Jokic-11	Murray-11	Aldridge-16 Walker-16	17,643
79	Apr 5	PORTLAND	W119-110	33-7	20-19	53-26	Millsap-25	Jokic-13	Jokic-9	Kanter-24	19,928
80	Apr 7	@Portland	L108-115	33-7	20-20	53-27	G. Harris-18	Plumlee-11	Plumlee-6	Lillard-30	19,890
81	Apr 9	@Utah	L108-118	33-7	20-21	53-28	Beasley-25	Plumlee-8	Plumlee-8	Mitchell-46	18,306
82	Apr 10	MINNESOTA	W 99- 95	34-7	20-21	54-28	Jokic-29	Jokic-14	Murray-7	Wiggins-25	19,332
83	Apr 13	SAN ANTONIO	L 96-101	0-1	0-0	0-1	G. Harris-20	Jokic-14	Jokic-14	DeRozan-18	19,520
84	Apr 16	SAN ANTONIO	W114-105	1-1	0-0	1-1	Murray-24	Jokic-13	Jokic-8	DeRozan-31	19,520
85	Apr 18	@San Antonio	L108-118	1-1	0-1	1-2	Jokic-22	Beasley-9	Morris-7 Jokic-7 G. Harris-7	D. White-36	18,354
86	Apr 20	@San Antonio	W117-103	1-1	1-1	2-2	Jokic-29	Jokic-12	Jokic-8	Aldridge-24	18,354
87	Apr 23	SAN ANTONIO	W108- 90	2-1	1-1	3-2	Murray-23	Jokic-11	Jokic-8	Aldridge-17 DeRozan-17	19,520
88	Apr 25	@San Antonio	L103-120	2-1	1-2	3-3	Jokic-43	Jokic-12	Jokic-9	Aldridge-26	18,354
89	Apr 27	SAN ANTONIO	W 90- 86	3-1	1-2	4-3	Murray-23	Jokic-15	Jokic-10	Gay-21	19,725
90	Apr 29	PORTLAND	W121-113	4-1	1-2	5-3	Jokic-37	Jokic-9	Murray-8	Lillard-39	19,520
91	May 1	PORTLAND	L 90- 97	4-2	1-2	5-4	Jokic-16	Jokic-14	Jokic-7	McCollum-20	19,520
92	May 3	@Portland	L137-140(4OT)	4-2	1-3	5-5	Murray-34	Jokic-18	Jokic-14	McCollum-41	20,193
93	May 5	@Portland	W116-112	4-2	2-3	6-5	Murray-34	Jokic-12	Jokic-11	McCollum-29	20,146
94	May 7	PORTLAND	W124- 98	5-2	2-3	7-5	Jokic-25	Jokic-19	Murray-9	Lillard-22	19,520
95	May 9	@Portland	L108-119	5-2	2-4	7-6	Jokic-29	Jokic-12	Jokic-8	Lillard-32	20,022
96	May 12	PORTLAND	L 96-100	5-3	2-4	7-7	Jokic-29	Jokic-13	Murray-5	McCollum-37	19,725

SEASON STATS SINCE JOINING THE NBA

1976-77 (WON 50, LOST 32)

PLAYER	GP-GS	MIN	FG	FGA	PCT	FT	FTA	PCT	OFF	DEF	TOT	AST	PF	DQ	STL	TO	BLK	PTS	AVG
Thompson	82-82	3001	824	1626	.507	477	623	.766	138	196	334	337	236	1	114		53	2125	25.9
Issel	79-77	2507	660	1282	.515	445	558	.797	211	485	696	177	246	7	91		29	1765	22.3
Jones	82-82	2419	501	879	.570	236	329	.717	174	504	678	264	238	3	186		162	1238	15.1
Calvin (TOT)	76-4	1438	220	544	.404	287	338	.849	36	60	96	240	127	0	61		3	727	9.6
Calvin (DEN)	29-4	625	100	225	.444	123	144	.854	19	30	49	115	53	0	27		1	323	11.1
Gerard	24-21	456	101	210	.481	38	56	.679	38	62	100	49	73	1	21		30	240	10.0
Wise	75-25	1403	237	513	.462	142	218	.651	76	177	253	142	180	2	60		18	616	8.2
McClain	72-58	2002	245	551	.445	99	133	.744	52	177	229	324	255	9	106		13	589	8.2
Price (TOT)	81-38	1828	253	567	.446	83	103	.806	50	181	231	261	247	3	128		20	589	7.3
Price (DEN)	55-35	1384	188	422	.445	59	74	.797	41	143	184	208	181	3	96		14	435	7.9
Silas	81-1	1959	206	572	.360	170	255	.667	236	370	606	132	183	0	58		23	582	7.2
Webster	80-5	1276	198	400	.495	143	220	.650	152	332	484	62	149	2	23		118	539	6.7
Williams	21-2	311	35	93	.376	30	39	.769	8	26	34	44	26	0	8		0	100	4.8
Beck	53-0	480	107	246	.435	36	44	.818	45	51	96	33	59	1	15		1	250	4.7
Taylor	79-18	1548	132	314	.420	37	65	.569	90	121	211	288	202	0	132		9	301	3.8
Towe	51-0	409	56	138	.406	18	25	.720	8	26	34	87	61	0	16		0	130	2.5
Nuggets	**82**	**19780**	**3590**	**7471**	**.481**	**2053**	**2783**	**.738**	**1288**	**2700**	**3988**	**2262**	**2142**	**29**	**953**	**2011**	**471**	**9233**	**112.6**
Opponents	**82**	**19780**	**3585**	**7743**	**.463**	**1635**	**2231**	**.733**	**1269**	**2481**	**3750**	**2082**	**2285**	**40**	**941**	**1944**	**470**	**8805**	**107.4**

1977-78 (WON 48, LOST 34)

PLAYER	GP-GS	MIN	FG	FGA	PCT	FT	FTA	PCT	OFF	DEF	TOT	AST	PF	DQ	STL	TO	BLK	PTS	AVG
Thompson	80-80	3025	826	1584	.521	520	668	.778	156	234	390	362	213	1	92	245	99	2172	27.2
Issel	82-81	2851	659	1287	.512	428	547	.782	253	577	830	304	279	5	100	259	41	1746	21.3
Jones	75-75	2440	440	761	.578	208	277	.751	164	472	636	252	221	2	137	194	126	1088	14.5
Taylor	39-39	1222	182	403	.452	88	115	.765	30	68	98	132	120	1	71	77	9	452	11.6
Wilkerson	81-81	2780	382	936	.408	157	210	.748	98	376	474	439	275	3	126	294	21	921	11.4
Hillman (TOT)	78-52	1966	340	710	.479	167	286	.584	199	378	577	102	290	11	63	81	81	847	10.9
Hillman (DEN)	33-11	746	104	209	.498	49	81	.605	73	166	239	53	130	4	14	66	37	257	7.8
Roberts	82-16	1598	311	736	.423	153	212	.722	135	216	351	105	212	1	40	118	7	775	9.5
Simpson (TOT)	64-17	1323	216	576	.375	85	104	.817	53	104	157	159	90	1	75	126	7	517	8.1
Simpson (DEN)	32-0	594	73	230	.317	31	40	.775	26	49	75	72	42	0	43	48	4	177	5.5
Price	49-7	1090	141	293	.481	51	66	.773	30	129	159	158	118	0	69	101	4	333	6.8
Calvin	77-16	988	147	333	.441	173	206	.840	11	73	84	148	87	0	46	108	5	467	6.1
Ellis	78-3	1213	133	320	.416	72	104	.692	114	190	304	73	208	2	49	99	47	338	4.3
LaGarde	77-1	868	96	237	.405	114	150	.760	75	139	214	47	146	1	17	101	17	306	4.0
Smith	45-0	378	50	97	.515	21	24	.875	6	30	36	39	52	0	18	20	3	121	2.7
Dorsey	7-0	37	3	12	.250	3	5	.600	5	15	20	2	9	0	2	3	2	9	1.3
Cook	2-0	10	1	3	.333	0	0	.000	1	2	3	1	4	0	0	0	0	2	1.0
Nuggets	**82**	**19830**	**3548**	**7441**	**.477**	**2068**	**2705**	**.765**	**1177**	**2736**	**3913**	**2187**	**2116**	**20**	**824**	**1733**	**422**	**9164**	**111.8**
Opponents	**82**	**19830**	**3678**	**7799**	**.472**	**1740**	**2365**	**.736**	**1267**	**2546**	**3813**	**2248**	**2220**	**49**	**877**	**1620**	**524**	**9096**	**110.9**

1978-79 (WON 47, LOST 35)

PLAYER	GP-GS	MIN	FG	FGA	PCT	FT	FTA	PCT	OFF	DEF	TOT	AST	PF	DQ	STL	TO	BLK	PTS	AVG
Thompson	76-75	2670	693	1353	.512	439	583	.753	109	165	274	225	180	5	70	186	82	1825	24.0
McGinnis	76-76	2552	603	1273	.474	509	765	.665	256	608	864	283	321	16	129	346	52	1715	22.6
Issel	81-81	2742	532	1030	.517	316	419	.754	240	498	738	255	233	6	61	171	45	1380	17.0
Scott	79-79	2617	393	854	.460	161	215	.749	54	156	210	428	284	12	78	255	30	947	12.0
Wilkerson	80-56	2425	396	869	.456	119	173	.688	100	314	414	284	190	0	118	196	20	911	11.4
Boswell	79-21	2201	321	603	.532	198	284	.697	248	290	538	242	263	4	50	185	51	840	10.6
Roberts	63-19	1236	211	498	.424	76	110	.691	106	152	258	107	142	2	20	65	2	498	7.9
Smith	82-2	1478	184	436	.422	159	180	.883	41	105	146	208	165	1	58	95	13	527	6.4
Ellis	42-0	269	42	92	.457	29	36	.806	17	45	62	10	45	0	10	22	13	113	2.7
Hughes	81-1	1086	98	182	.538	18	45	.400	112	223	335	74	215	2	56	78	102	214	2.6
Hicks	20-0	128	18	43	.419	3	5	.600	13	15	28	8	20	0	5	13	0	39	2.0
Kuester	33-0	212	16	52	.307	13	14	.929	5	8	13	37	29	0	18	20	1	45	1.4
Crompton	20-0	88	10	26	.385	6	12	.500	6	17	23	5	19	0	0	12	3	26	1.3
Nuggets	**82**	**19705**	**3517**	**7311**	**.481**	**2046**	**2841**	**.720**	**1307**	**2596**	**3903**	**2166**	**2106**	**48**	**673**	**1644**	**414**	**9080**	**110.7**
Opponents	**82**	**19705**	**3631**	**7616**	**.477**	**1713**	**2277**	**.752**	**1220**	**2427**	**3647**	**2173**	**2261**	**56**	**738**	**1525**	**465**	**8975**	**109.5**

1979-80 (WON 30, LOST 52)

PLAYER	GP-GS	MIN	FG	FGA	PCT	FT	FTA	PCT	OFF	DEF	TOT	AST	PF	DQ	STL	TO	BLK	PTS	AVG
Issel	82-82	2938	715	1416	.505	517	667	.775	236	483	719	198	190	1	88	163	54	1951	23.8
Thompson	39-39	1239	289	617	.468	254	335	.758	56	118	174	124	106	3	39	116	38	839	21.5
English (TOT)	78-39	2401	553	1113	.497	210	266	.789	269	336	605	224	206	0	73	214	62	1318	16.9
English (DEN)	24-24	875	207	427	.485	96	126	.762	102	123	225	82	78	0	28	90	29	512	21.3
McGinnis	45-43	1424	268	584	.459	166	307	.541	134	328	462	221	187	10	69	188	17	703	15.6
Wilkerson	75-73	2381	430	1030	.417	166	222	.748	85	231	316	243	194	1	93	193	27	1033	13.8
Roche	82-26	2286	354	741	.478	175	202	.866	24	91	115	405	139	0	82	159	12	932	11.4
Boswell	18-7	522	72	135	.449	58	70	.829	40	74	114	46	56	1	5	39	8	203	11.3
Johnson	75-45	1938	309	649	.476	148	189	.783	190	394	584	157	260	4	84	148	67	768	10.2
Scott	69-42	1860	276	688	.401	85	118	.720	51	115	166	250	197	4	47	163	23	639	9.3
Roberts	23-10	486	69	181	.381	39	60	.650	54	55	109	20	52	1	13	28	3	177	7.7
Gondrezick	59-0	1020	148	286	.517	92	121	.760	107	152	259	81	119	0	68	58	16	390	6.6
Garland	78-11	1106	155	356	.435	18	26	.692	50	88	138	145	80	1	54	73	4	334	4.3
Ellis	48-1	502	61	136	.449	40	53	.755	51	65	116	30	67	1	10	24	24	162	3.4
Hughes	70-7	1208	102	202	.505	15	41	.366	125	201	326	74	184	3	66	50	77	219	3.1
Kramer	8-0	45	7	22	.318	2	2	1.000	6	6	12	3	8	0	0	5	5	16	2.0
Nuggets	**82**	**19830**	**3462**	**7470**	**.463**	**1871**	**2539**	**.737**	**1311**	**2524**	**3835**	**2079**	**1917**	**30**	**746**	**1497**	**404**	**8878**	**108.3**
Opponents	**82**	**19830**	**3736**	**7591**	**.492**	**1698**	**2235**	**.760**	**1192**	**2591**	**3783**	**2289**	**2033**	**22**	**812**	**1438**	**455**	**9240**	**112.7**

Three-Point Field Goals: Roche 49-129 (.380), Thompson 7-19 (.368), Wilkerson 7-34 (.206), Garland 6-19 (.316), Issel 4-12 (.333), English 2-3 (.667), Gondrezick 2-6 (.333), Johnson 2-9 (.222), Scott 2-11 (.182), Boswell 1-2 (.500), McGinnis 1-7 (.143), Roberts 0-1 (.000), Ellis 0-3 (.000).
Nuggets: 83-255 (.325). Opponents: 70-214 (.327).

1980-81 (WON 37, LOST 45)

PLAYER	GP-GS	MIN	FG	FGA	PCT	FT	FTA	PCT	OFF	DEF	TOT	AST	PF	DQ	STL	TO	BLK	PTS	AVG
Thompson	77-76	2620	734	1451	.506	489	615	.795	107	180	287	231	231	3	53	250	60	1967	25.5
English	81-81	3093	768	1555	.494	390	459	.850	273	373	646	290	255	2	106	241	100	1929	23.8
Issel	80-80	2641	614	1220	.503	519	684	.759	229	447	676	158	249	6	83	130	53	1749	21.9
Vandeweghe	51-18	1376	229	537	.426	130	159	.818	86	184	270	94	116	0	29	86	24	588	11.5
Robisch (TOT)	84-x	2116	330	740	.446	200	247	.810	157	342	499	173	173	0	37	83	34	860	10.2
Robisch (DEN)	73-11	1744	293	642	.456	171	211	.810	130	284	414	129	152	0	30	69	28	757	10.4
McKinney (TOT)	84-x	2166	327	645	.507	162	188	.862	36	148	184	360	231	3	99	158	11	818	9.7
McKinney (DEN)	49-1	1134	203	412	.493	118	140	.843	24	86	110	203	124	0	61	88	7	525	10.7
Roche	26-1	611	82	179	.458	58	77	.753	5	32	37	140	44	0	17	52	8	231	8.9
Hordges	68-46	1599	221	480	.460	130	186	.699	120	338	458	104	226	4	33	142	19	572	8.4
Higgs	72-56	1689	209	474	.441	140	172	.814	24	121	145	408	243	5	101	166	6	562	7.8
Nicks	27-17	493	65	149	.436	35	59	.593	13	36	49	80	52	0	28	63	2	165	6.1
Gondrezick	73-4	1077	155	329	.471	112	137	.818	136	171	307	83	185	2	91	69	20	422	5.8
Dunn	82-13	1427	146	354	.412	79	121	.653	133	168	301	81	141	0	66	56	29	371	4.5
Valentine	24-0	123	37	98	.378	9	19	.474	10	20	30	7	23	0	7	16	4	84	3.5
Hughes	8-6	159	11	25	.440	1	2	.500	19	31	50	11	33	2	11	11	14	23	2.9
Ray	18-0	148	15	49	.306	7	10	.700	13	24	37	11	31	0	4	13	4	37	2.1
Oldham	4-0	21	2	6	.333	0	0	.000	3	2	5	0	3	0	0	2	2	4	1.0
Nuggets	**82**	**19955**	**3784**	**7960**	**.475**	**2388**	**3051**	**.783**	**1325**	**2497**	**3822**	**2030**	**2108**	**24**	**720**	**1444**	**380**	**9986**	**121.8**
Opponents	**82**	**19955**	**4059**	**8017**	**.506**	**1863**	**2507**	**.743**	**1320**	**2680**	**4000**	**2529**	**2387**	**52**	**704**	**1555**	**547**	**10025**	**122.3**

Three-Point Field Goals: Thompson 10-39 (.256), Roche 9-27 (.333), English 3-5 (.600), Higgs 4-34 (.118), Issel 2-12 (.167), Valentine 1-2 (.500), McKinney 1-10 (.100), Nicks 0-1 (.000); Ray 0-1 (.000), Dunn 0-2 (.000), Gondrezick 0-2 (.000), Hordges 0-3 (.000), Vandeweghe 0-7 (.000).
Nuggets: 30-145 (.207). Opponents: 44-162 (.272).

1981-82 (WON 46, LOST 36)

PLAYER	GP-GS	MIN	FG	FGA	PCT	FT	FTA	PCT	OFF	DEF	TOT	AST	PF	DQ	STL	TO	BLK	PTS	AVG
English	82-82	3015	855	1553	.551	372	443	.840	207	348	555	433	261	2	87	261	120	2082	25.4
Issel	81-81	2472	651	1236	.527	546	655	.834	174	434	608	179	245	4	67	169	55	1852	22.9
Vandeweghe	82-78	2775	706	1260	.560	347	405	.857	149	312	461	247	217	1	52	189	29	1760	21.5
Thompson	61-5	1246	313	644	.486	276	339	.814	57	91	148	117	149	1	34	142	29	906	14.9
Robisch	12-0	257	48	106	.453	48	55	.873	14	49	63	32	29	0	3	13	4	144	12.0
McKinney	81-27	1963	369	699	.528	137	170	.806	29	113	142	338	186	0	69	115	16	875	10.8
Gondrezick	80-0	1699	250	495	.505	160	217	.737	140	283	423	152	229	0	92	100	36	660	8.3
Dunn	82-80	2519	258	504	.512	153	215	.712	211	348	559	188	210	1	135	123	36	669	8.2
Higgs	76-49	1696	202	468	.432	161	197	.817	23	121	144	395	263	8	72	156	6	569	7.5
Hordges	77-1	1372	204	414	.493	116	199	.583	119	276	395	65	230	1	26	111	19	527	6.8
Roche	39-2	501	68	150	.453	28	38	.737	4	19	23	89	40	0	15	29	2	187	4.8
Ray	40-4	262	51	116	.440	21	36	.583	18	47	65	26	59	0	10	37	16	124	3.1
Burns	6-1	53	5	11	.455	6	9	.667	1	2	3	11	13	0	2	8	0	16	2.7
Nuggets	**82**	**19830**	**3980**	**7656**	**.520**	**2371**	**2978**	**.796**	**1146**	**2443**	**3589**	**2272**	**2131**	**18**	**664**	**1453**	**368**	**10371**	**126.5**
Opponents	**82**	**19830**	**4265**	**8142**	**.524**	**1734**	**2355**	**.736**	**1358**	**2459**	**3817**	**2516**	**2453**	**48**	**749**	**1456**	**568**	**10328**	**126.0**

Three-Point Field Goals: Roche 23-52 (.442), Issel 4-6 (.667), Thompson 4-14 (.286), Higgs 4-21 (.190), Hordges 3-13 (.231), Ray 1-1 (1.000), Vandeweghe 1-13 (.077), Dunn 0-1 (.000), Gondrezick 0-3 (.000), English 0-8 (.000), McKinney 0-17 (.000).
Nuggets: 40-149 (.268). Opponents: 64-227 (.282).

1982-83 (WON 45, LOST 37)

PLAYER	GP-GS	MIN	FG	FGA	PCT	FT	FTA	PCT	OFF	DEF	TOT	AST	PF	DQ	STL	TO	BLK	PTS	AVG
English	82-82	2988	959	1857	.516	406	490	.829	263	338	601	397	235	1	116	263	126	2326	28.4
Vandeweghe	82-79	2909	841	1537	.547	489	559	.875	124	313	437	203	198	0	66	177	38	2186	26.7
Issel	80-80	2431	661	1296	.510	400	479	.835	151	445	596	223	227	0	83	174	43	1726	21.6
Schayes (TOT)	82-50	2284	342	749	.457	228	295	.773	200	435	635	205	325	8	54	253	98	912	11.1
Schayes (DEN)	32-0	646	111	235	.472	71	100	.710	63	123	186	40	109	1	15	58	30	293	9.2
McKinney	68-38	1559	266	546	.487	136	167	.814	21	100	121	288	142	0	39	101	5	668	9.8
Dunn	82-80	2640	254	527	.482	119	163	.730	231	384	615	189	218	2	147	113	25	627	7.6
Williams	74-33	1443	191	468	.408	131	174	.753	37	99	136	361	221	4	89	185	12	515	7.0
Evans	42-5	695	115	243	.473	33	41	.805	4	54	58	113	94	3	23	71	3	263	6.3
Hanzlik	82-8	1547	187	437	.428	125	160	.781	80	156	236	268	220	0	75	144	15	500	6.1
Robisch	61-0	711	96	251	.382	92	118	.780	34	117	151	53	61	0	10	45	9	284	4.7
Gondrezick	76-2	1130	134	294	.456	82	114	.719	108	193	301	100	161	0	80	49	9	350	4.6
Kelley	38-0	565	59	141	.418	55	70	.786	61	111	172	59	115	3	21	53	18	173	4.6
Anderson	5-0	33	7	14	.500	7	10	.700	0	2	2	3	7	0	1	5	0	21	4.2
Ray	45-3	433	70	153	.458	33	51	.647	37	89	126	39	83	2	24	50	19	173	3.8
Nuggets	**82**	**19730**	**3951**	**7999**	**.494**	**2179**	**2696**	**.808**	**1214**	**2524**	**3738**	**2336**	**2091**	**16**	**789**	**1488**	**352**	**10105**	**123.2**
Opponents	**82**	**19730**	**4098**	**8119**	**.505**	**1787**	**2393**	**.747**	**1369**	**2697**	**4066**	**2389**	**2356**	**36**	**728**	**1620**	**611**	**10054**	**122.6**

Three-Point Field Goals: Vandeweghe 15-51 (.294), Issel 4-19 (.211), English 2-12 (.167), Williams 2-15 (.133), Hanzlik 1-7 (.143), Dunn 0-1 (.000), Ray 0-1 (.000), Robisch 0-1 (.000), Gondrezick 0-3 (.000), McKinney 0-7 (.000), Evans 0-9 (.000).
Nuggets: 24-126 (.190). Opponents: 71-253 (.281).

1983-84 (WON 38, LOST 44)

PLAYER	GP-GS	MIN	FG	FGA	PCT	FT	FTA	PCT	OFF	DEF	TOT	AST	PF	DQ	STL	TO	BLK	PTS	AVG
Vandeweghe	78-71	2734	895	1603	.558	494	580	.852	84	289	373	238	187	1	53	156	50	2295	29.4
English	82-78	2870	907	1714	.529	352	427	.824	216	248	464	406	252	3	83	222	95	2167	26.4
Issel	76-66	2076	569	1153	.493	364	428	.850	112	401	513	173	182	2	60	122	44	1506	19.8
Williams	79-66	1924	309	671	.461	171	209	.818	54	140	194	464	268	4	84	169	5	804	10.2
Anderson	78-16	1380	272	638	.426	116	150	.773	136	270	406	193	183	0	46	109	28	663	8.5
Evans	78-5	1687	243	564	.431	111	131	.847	23	115	138	288	175	2	61	117	4	629	8.1
Schayes	82-15	1420	183	371	.493	215	272	.790	145	288	433	91	308	5	32	119	60	581	7.2
Carter	55-5	688	145	316	.459	47	61	.770	38	48	86	71	81	0	19	42	4	342	6.2
Dunn	80-74	2705	174	370	.470	106	145	.731	195	379	574	228	233	5	173	97	32	454	5.7
Hanzlik	80-14	1469	132	306	.431	167	207	.807	66	139	205	252	255	6	68	109	19	434	5.4
Edmonson (TOT)	55-0	622	158	321	.492	94	126	.746	46	42	88	34	83	1	26	61	7	410	7.5
Edmonson (DEN)	15-0	101	23	47	.489	18	25	.720	6	12	18	7	16	0	4	16	1	64	4.3
Roberts	19-0	197	34	91	.374	13	18	.722	20	31	51	13	43	1	5	17	1	81	4.3
Dennard	43-0	413	36	99	.364	15	24	.625	37	64	101	45	83	0	23	29	8	90	2.1
Robisch	19-0	141	13	40	.325	11	13	.846	1	20	21	13	13	0	0	11	1	37	1.9
Nuggets	**82**	**19805**	**3935**	**7983**	**.493**	**2200**	**2690**	**.818**	**1133**	**2444**	**3577**	**2482**	**2279**	**29**	**711**	**1335**	**352**	**10147**	**123.7**
Opponents	**82**	**19805**	**4016**	**7747**	**.518**	**2143**	**2860**	**.749**	**1228**	**2737**	**3695**	**2453**	**2272**	**32**	**671**	**1526**	**545**	**10237**	**124.8**

Three-Point Field Goals: Evans 32-89 (.360), Williams 15-47 (.319), Vandeweghe 11-30 (.367), Carter 5-19 (.263), Issel 4-19 (.211), Dennard 3-10 (.300), Hanzlik 3-12 (.250), Anderson 3-19 (.158), English 1-8 (.125), Dunn 0-1 (.000), Schayes 0-2 (.000).
Nuggets: 77-256 (.301). Opponents: 62-205 (.302).

1984-85 (WON 52, LOST 30)

PLAYER	GP-GS	MIN	FG	FGA	PCT	FT	FTA	PCT	OFF	DEF	TOT	AST	PF	DQ	STL	TO	BLK	PTS	AVG
English	81-81	2924	939	1812	.518	383	462	.829	203	255	458	344	259	1	101	251	46	2262	27.9
Natt	78-76	2657	685	1255	.546	447	564	.793	209	401	610	238	182	1	75	190	33	1817	23.3
Lever	82-82	2559	424	985	.430	197	256	.770	147	264	411	613	226	1	202	203	30	1051	12.8
Issel	77-9	1684	363	791	.459	257	319	.806	80	251	331	137	171	1	65	93	31	984	12.8
Cooper	80-78	2031	404	856	.472	161	235	.685	229	402	631	86	304	2	28	149	197	969	12.1
Evans	81-0	1437	323	661	.489	113	131	.863	26	93	119	231	174	2	65	130	12	816	10.1
Hanzlik	80-1	1673	220	522	.421	180	238	.756	88	119	207	210	291	5	84	115	26	621	7.8
Dunn	81-81	2290	175	358	.489	84	116	.724	169	216	385	153	213	3	140	65	14	434	5.4
Turner	81-2	1491	181	388	.466	51	65	.785	88	128	216	158	152	0	96	70	7	414	5.1
Schayes	56-0	542	60	129	.465	79	97	.814	48	96	144	38	98	2	20	44	25	199	3.6
Kopicki	42-0	308	50	95	.526	43	54	.796	29	57	86	29	58	0	13	28	1	145	3.5
White	39-0	234	52	124	.419	21	31	.677	15	21	36	29	24	0	5	30	2	129	3.3
Nuggets	**82**	**19830**	**3876**	**7976**	**.486**	**2016**	**2568**	**.785**	**1331**	**2303**	**3634**	**2266**	**2152**	**18**	**894**	**1382**	**424**	**9841**	**120.0**
Opponents	**82**	**19830**	**3775**	**7379**	**.512**	**2027**	**2648**	**.765**	**1181**	**2628**	**3809**	**2154**	**2178**	**28**	**669**	**1744**	**589**	**9641**	**117.6**

Three-Point Field Goals: Evans 57-157 (.363), Lever 6-24 (.250), White 4-11 (.364), Kopicki 2-3 (.667), English 1-5 (.200), Turner 1-6 (.167), Issel 1-7 (.143), Hanzlik 1-15 (.067), Cooper 0-2 (.000), Dunn 0-2 (.000), Natt 0-3 (.000).

Nuggets: 73-235 (.311). Opponents: 64-254 (.252).

1985-86 (WON 47, LOST 35)

PLAYER	GP-GS	MIN	FG	FGA	PCT	FT	FTA	PCT	OFF	DEF	TOT	AST	PF	DQ	STL	TO	BLK	PTS	AVG
English	81-81	3024	951	1888	.504	511	593	.862	192	213	405	320	235	1	73	249	29	2414	29.8
Natt	69-62	2007	469	930	.504	278	347	.801	125	311	436	164	143	0	58	130	13	1218	17.7
Lever	78-77	2616	468	1061	.441	132	182	.725	136	284	420	584	204	3	178	210	15	1080	13.8
Cooper	78-78	2112	422	906	.466	174	219	.795	190	420	610	81	315	6	42	117	227	1021	13.1
Hanzlik	79-0	1982	331	741	.447	318	405	.785	88	176	264	316	277	2	107	165	16	988	12.5
Evans	81-1	1389	304	715	.425	126	149	.846	30	71	101	177	159	1	61	124	1	773	9.5
Schayes	80-13	1654	221	440	.502	216	278	.777	154	285	439	79	298	7	42	105	63	658	8.2
Turner	73-0	1324	165	379	.435	39	53	.736	64	137	201	165	150	1	70	80	6	369	5.1
Dunn	82-82	2401	172	379	.454	68	88	.773	143	234	377	171	228	1	155	51	16	412	5.0
White	43-4	343	74	168	.440	19	23	.826	17	27	44	53	24	0	18	25	2	173	4.0
Rasmussen	48-1	330	61	150	.407	31	39	.795	37	60	97	16	63	0	3	40	10	153	3.2
Williams	53-11	573	67	111	.604	17	40	.425	47	99	146	14	68	1	19	19	23	151	2.8
Nuggets	**82**	**19755**	**3705**	**7688**	**.471**	**1929**	**2416**	**.798**	**1223**	**2317**	**3540**	**2140**	**2164**	**23**	**826**	**1336**	**421**	**9410**	**114.8**
Opponents	**82**	**19755**	**3638**	**7404**	**.491**	**1967**	**2693**	**.730**	**1295**	**2732**	**4027**	**2106**	**2117**	**28**	**639**	**1741**	**484**	**9303**	**113.5**

Three-Point Field Goals: Evans 39-176 (.222), Lever 12-38 (.316), Hanzlik 8-41 (.195), White 6-21 (.286). Cooper 3-7 (.429), Cooper 3-7 (.429), Natt 2-6 (.133), English 1-5 (.200), Schayes 0-1 (.000), Dunn 0-1 (.000), Turner 0-9 (.000).

Nuggets: 71-305 (.233). Opponents: 60-262 (.229).

1986-87 (WON 37, LOST 45)

PLAYER	GP-GS	MIN	FG	FGA	PCT	FT	FTA	PCT	OFF	DEF	TOT	AST	PF	DQ	STL	TO	BLK	PTS	AVG
English	82-82	3085	965	1920	.503	411	487	.844	146	198	344	422	216	0	73	214	21	2345	28.6
Lever	82-82	3054	643	1370	.469	244	312	.782	216	513	729	654	219	1	201	167	34	1552	18.9
Hanzlik	73-10	1990	307	746	.412	316	402	.786	79	177	256	280	245	3	87	132	28	952	13.0
Walker	81-25	2020	358	742	.482	272	365	.745	157	170	327	282	229	0	120	187	37	988	12.2
Evans	81-4	1567	334	729	.458	96	123	.780	36	92	128	185	149	1	79	107	12	817	10.1
Natt	1-1	20	4	10	.400	2	2	1.000	2	3	5	2	2	0	1	1	0	10	10.0
Rasmussen	74-23	1421	268	570	.470	169	231	.732	183	282	465	60	224	6	24	79	58	705	9.5
Schayes	76-41	1556	210	405	.519	229	294	.779	120	260	380	85	266	5	20	95	74	649	8.5
Cooper	69-64	1561	235	524	.448	79	109	.725	162	311	473	68	257	5	13	78	101	549	8.0
Alarie	64-25	1110	217	443	.490	67	101	.663	73	141	214	74	138	1	22	56	28	503	7.9
Martin	43-0	286	51	135	.378	42	66	.636	12	29	41	35	48	0	13	33	6	147	3.4
Dunn	81-53	1302	118	276	.428	36	55	.655	91	174	265	147	160	0	100	33	21	272	3.4
Smith	28-0	168	33	79	.418	12	21	.571	17	17	34	22	30	0	1	19	1	78	2.8
Williams	5-0	10	1	2	.500	0	0	.000	0	1	1	1	1	0	0	1	0	2	0.4
Nuggets	**82**	**19780**	**3744**	**7951**	**.471**	**1975**	**2568**	**.769**	**1294**	**2368**	**3662**	**2317**	**2184**	**22**	**754**	**1216**	**421**	**9569**	**116.7**
Opponents	**82**	**19780**	**3636**	**7343**	**.495**	**2255**	**2901**	**.777**	**1166**	**2720**	**3886**	**2189**	**2145**	**25**	**558**	**1564**	**452**	**9640**	**117.6**

Three-Point Field Goals: Evans 53-169 (.314), Lever 22-92 (.239), Hanzlik 22-80 (.275), English 4-15 (.267), Martin 3-15 (.200), Alarie 2-9 (.222), Walker 0-4 (.000), Cooper 0-3 (.000), Dunn 0-2 (.000), Smith 0-2 (.000).

Nuggets: 106-391 (.271). Opponents: 113-361 (.313).

1987-88 (WON 54, LOST 28)

PLAYER	GP-GS	MIN	FG	FGA	PCT	FT	FTA	PCT	OFF	DEF	TOT	AST	PF	DQ	STL	TO	BLK	PTS	AVG
English	80-80	2818	843	1704	.495	314	379	.828	166	207	373	377	193	1	70	181	23	2000	25.0
Lever	82-82	3061	643	1360	.473	248	316	.785	203	462	665	639	214	0	223	182	21	1546	18.9
Vincent	73-8	1755	446	958	.466	231	287	.805	80	229	309	143	198	1	46	137	26	1124	15.4
Schayes	81-74	2166	361	668	.540	407	487	.836	200	462	662	106	323	9	62	155	92	1120	13.9
Adams	82-75	2778	416	927	.449	166	199	.834	40	183	223	503	138	0	168	144	16	1137	13.9
Rasmussen	79-45	1779	435	884	.492	132	170	.776	130	307	437	78	241	2	22	73	81	1002	12.7
Natt	27-7	533	102	208	.490	54	73	.740	35	61	96	47	43	0	13	30	3	258	9.6
Cooper	45-32	865	118	270	.437	50	67	.746	98	172	270	30	145	3	12	59	94	286	6.4
Smith	15-6	191	37	93	.398	21	28	.750	16	14	30	11	23	0	5	12	6	95	6.3
Evans	56-0	656	139	307	.453	30	37	.811	9	39	48	81	78	0	34	43	6	344	6.1
Hanzlik	77-0	1334	109	287	.380	129	163	.791	39	132	171	166	185	1	64	95	17	350	4.5
Moore	7-0	34	7	24	.292	6	6	1.000	5	7	12	5	4	0	2	3	1	20	2.9
Brooks	16-0	133	20	49	.408	3	4	.750	19	25	44	13	21	1	4	1	12	43	2.7
Dunn	82-1	1534	70	156	.449	40	52	.769	110	130	240	87	152	0	101	26	11	180	2.2
Martin	26-0	136	23	61	.377	10	21	.476	13	11	24	14	21	0	6	10	3	57	2.2
Wright	2-0	7	1	5	.200	0	0	.000	0	1	1	0	3	0	0	2	0	2	1.1
Nuggets	**82**	**19780**	**3770**	**7961**	**.474**	**1841**	**2289**	**.804**	**1163**	**2442**	**3605**	**2300**	**1982**	**18**	**832**	**1186**	**401**	**9573**	**116.7**
Opponents	**82**	**19780**	**3608**	**7356**	**.490**	**1910**	**2508**	**.762**	**1179**	**2748**	**3927**	**2171**	**1989**	**24**	**621**	**1606**	**510**	**9239**	**112.7**

Three-Point Field Goals: Adams 139-379 (.367), Evans 36-91 (.396),Lever 12-57 (.211), Hanzlik 3-16 (.188), Vincent 1-4 (.250), Martin 1-4 (.250), Natt 0-1 (.000), Cooper 0-1 (.000), Dunn 0-1 (.000),Schayes 0-2 (.000), English 0-6 (.000).

Nuggets: 192-562 (.342). Opponents: 113-377 (.300).

1988-89 (WON 44, LOST 38)

PLAYER	G-GS	MIN	FG	FGA	PCT	FT	FTA	PCT	OFF	DEF	TOT	AST	PF	DQ	STL	TO	BLK	PTS	AVG
English	82-82	2990	924	1881	.491	325	379	.858	148	178	326	383	174	0	66	198	12	2175	26.5
Lever	71-71	2745	558	1221	.457	270	344	.785	187	475	662	559	178	1	195	157	20	1408	19.8
Adams	77-77	2787	468	1082	.433	322	393	.819	71	212	283	490	149	0	166	180	11	1424	18.5
Davis	81-0	1857	536	1076	.498	175	199	.879	41	110	151	190	187	1	72	132	5	1267	15.6
Schayes	76-64	1918	317	607	.522	332	402	.826	142	358	500	105	320	8	42	160	81	969	12.8
Cook (TOT)	66-4	1143	218	478	.456	63	78	.803	4	73	107	127	121	0	71	88	10	507	7.7
Cook (DEN)	30-4	386	71	163	.436	17	22	.773	13	35	48	43	44	0	28	26	6	161	5.4
Rasmussen	77-22	1308	257	577	.445	69	81	.852	105	182	287	49	194	2	29	49	41	583	7.6
Greenwood (TOT)	67-18	1403	167	395	.423	132	176	.750	140	262	402	96	201	5	47	91	52	466	7.0
Greenwood (DEN)	29-3	491	62	148	.419	48	71	.676	48	116	164	41	78	3	17	36	28	172	5.9
Cooper	79-72	1864	220	444	.495	79	106	.745	212	407	619	78	302	7	36	73	211	520	6.6
Vincent	5-1	95	13	38	.342	5	9	.556	2	16	18	5	11	0	1	5	1	32	6.4
Hanzlik	41-0	701	66	151	.437	68	87	.782	18	75	93	86	82	1	25	53	5	201	4.9
Lane	54-1	550	109	256	.426	43	112	.384	87	113	200	60	105	1	20	50	4	261	4.8
Natt	14-0	168	22	50	.440	22	31	.710	12	34	46	7	13	0	6	11	1	66	4.7
Turner	78-12	1746	151	353	.428	33	56	.589	109	178	287	144	209	2	90	60	8	337	4.3
Hughes	26-1	224	28	64	.438	7	12	.583	6	13	19	35	30	0	17	11	2	70	2.7
Englestad	11-0	50	11	29	.379	6	10	.600	5	11	16	7	12	0	1	3	0	28	2.5
Nuggets	**82**	**19880**	**3813**	**8140**	**.468**	**1821**	**2314**	**.787**	**1206**	**2513**	**3719**	**2282**	**2088**	**26**	**811**	**1225**	**436**	**9675**	**118.0**
Opponents	**82**	**19880**	**3701**	**7484**	**.495**	**1977**	**2683**	**.737**	**1136**	**2864**	**4000**	**2136**	**2001**	**21**	**665**	**1597**	**485**	**9536**	**116.3**

Three-Point Field Goals: Adams 166-466 (.356), Lever 23-66 (.348), Davis 20-69 (.290), Hughes 7-22 (.318), Cook 2-10 (.200), Schayes 3-9 (.333), Turner 2-7 (.286), English 2-8 (.250), Vincent 1-2 (.500), Cooper 1-4 (.250), Hanzlik 1-5 (.200), Lane 0-7, Natt 0-1.
Nuggets: 228-676 (.337). Opponents: 157-446 (.352).

1989-90 (WON 43, LOST 39)

PLAYER	G-GS	MIN	FG	FGA	PCT	FT	FTA	PCT	OFF	DEF	TOT	AST	PF	DQ	STL	TO	BLK	PTS	AVG
Lever	79-79	2832	568	1283	.443	271	337	.804	230	504	734	517	172	1	168	156	13	1443	18.3
English	80-80	2211	635	1293	.491	161	183	.880	119	167	286	225	130	0	51	93	23	1433	17.9
Davis	69-0	1635	497	1033	.481	207	227	.912	46	133	179	155	160	1	59	102	9	1207	17.5
Adams	79-74	2690	398	989	.402	267	314	.850	49	176	225	495	133	0	121	141	3	1221	15.5
Rasmussen	81-55	1995	445	895	.497	111	134	.828	174	420	594	82	300	10	40	75	104	1001	12.4
Schayes	53-22	1194	163	330	.494	225	256	.852	117	225	342	61	200	7	41	72	45	551	10.4
Carroll (TOT)	76-47	1721	312	759	.411	137	177	.774	133	310	443	97	192	4	47	142	115	761	10.0
Carroll (DEN)	30-27	719	153	354	.432	52	70	.743	51	142	193	54	70	0	28	78	59	358	11.9
Lichti	79-4	1326	250	514	.486	130	174	.747	49	102	151	116	145	1	55	95	13	630	8.0
Hanzlik	81-0	1605	179	396	.452	136	183	.743	67	140	207	186	249	7	78	87	29	500	6.2
Kempton	71-14	1061	153	312	.490	77	114	.675	51	167	218	118	144	2	30	80	9	383	5.4
Lane	67-46	956	145	309	.469	44	120	.367	144	217	361	105	189	1	53	85	17	334	5.0
Hughes	60-0	892	83	202	.411	23	34	.676	15	55	70	116	87	0	48	39	1	209	3.5
Higgins	5	32	3	8	.375	7	8	.875	1	2	3	2	1	0	1	1	0	13	2.6
Dunn	65-2	657	44	97	.454	26	39	.667	56	82	138	43	67	1	41	19	4	114	1.8
Nuggets	**82**	**19805**	**3716**	**8015**	**.464**	**1737**	**2201**	**.789**	**1169**	**2532**	**3701**	**2275**	**2047**	**31**	**814**	**1136**	**329**	**9397**	**114.6**
Opponents	**82**	**19805**	**3589**	**7334**	**.489**	**1939**	**2517**	**.770**	**1021**	**2846**	**3867**	**2073**	**1911**	**19**	**613**	**1514**	**462**	**9281**	**113.2**

Three-Point Field Goals: Adams 158-432 (.366), Lever 36-87 (.414), Hughes 20-49 (.408), Hanzlik 6-31 (.194), Davis 6-46 (.130), English 2-5 (.400), Lichti 0-14, (.000) Lane 0-5 (.000), Schayes 0-4 (.000), Dunn 0-2 (.000), Kempton 0-1 (.000), Rasmussen 0-1 (.000).
Nuggets: 228-677 (.377). Opponents: 164-517 (.317).

1990-91 (WON 20, LOST 62)

PLAYER	G-GS	MIN	FGM	FGA	PCT	FTM	FTA	PCT	OFF	DEF	TOT	AST	PF	DQ	STL	TO	BLK	PTS	AVG
Adams	66-66	2346	560	1421	.394	465	529	.879	58	198	256	693	162	1	147	240	6	1752	26.5
Woolridge	53-50	1823	490	983	.498	350	439	.797	141	220	361	119	145	2	69	152	23	1330	25.1
Davis	39-13	1044	316	667	.474	86	94	.915	52	71	123	84	108	2	62	63	3	728	18.7
Abdul-Rauf	67-19	1505	417	1009	.413	84	98	.857	34	87	121	206	149	2	55	110	4	942	14.1
Lichti	29-25	860	166	378	.439	59	69	.855	49	63	112	72	65	1	46	33	8	405	14.0
Williams (DEN)	51-46	1542	323	728	.444	131	156	.840	116	131	247	87	189	7	93	76	30	820	16.1
Rasmussen	70-69	2325	405	885	.458	63	93	.677	170	508	67	70	307	15	52	81	132	875	12.5
Farmer (DEN)	25-1	443	99	216	.458	46	63	.730	27	36	63	38	58	0	13	37	2	249	10.0
Gaines	10-2	226	28	70	.400	22	26	.846	4	10	14	91	25	0	10	23	2	83	8.3
Mills	17-0	279	56	120	.467	16	22	.727	31	57	88	16	44	0	16	18	9	128	7.5
Lane	62-25	1383	202	461	.438	58	141	.411	280	298	578	123	192	1	51	105	14	463	7.5
Wolf	74-38	1593	234	519	.451	69	83	.831	136	264	400	107	244	8	60	95	31	539	7.3
Liberty	76-18	1171	216	513	.421	58	92	.630	117	104	221	64	153	2	48	71	19	507	6.7
Battle (DEN)	40-4	682	95	196	.485	50	64	.781	62	61	123	47	83	0	41	36	12	243	6.1
Legler	10-0	148	25	72	.347	5	6	.833	8	10	18	12	20	0	2	4	0	58	5.8
Cook	58-25	1121	118	283	.417	71	129	.550	134	192	326	26	100	1	35	50	72	307	5.3
Neal	10-0	125	14	35	.400	13	22	.591	2	14	16	37	26	1	4	19	0	44	4.4
Anderson (DEN)	41-2	659	85	193	.440	44	87	.506	67	170	237	12	107	3	25	61	36	214	5.2
Johnson	21-4	217	29	68	.426	21	32	.656	9	12	21	77	22	0	14	27	2	79	3.8
Mason	3-0	21	2	4	.500	6	8	.750	3	2	5	0	6	0	1	0	0	10	3.3
Dunn	17-3	217	21	47	.447	9	10	.900	20	22	42	24	30	0	12	7	1	52	3.1
Nuggets	**82**	**19730**	**3901**	**8868**	**.440**	**1726**	**2263**	**.763**	**1520**	**2530**	**4050**	**2005**	**2235**	**46**	**856**	**1332**	**406**	**9828**	**119.9**
Opponents	**82**	**19730**	**4076**	**7962**	**.512**	**2377**	**3068**	**.775**	**1242**	**3067**	**4309**	**2492**	**1844**	**14**	**757**	**1527**	**525**	**10723**	**130.8**

Three-Point Field Goals: Adams 167-564 (.296), Williams 43-131 (.328), Abdul-Rauf 24-100 (.240), Liberty 17-57 (.298), Lichti 4-47 (.298), Davis 10-33 (.303), Farmer 5-22 (.227), Gaines 5-21 (.238), Neal 3-9 (.333), Legler 3-12 (.250), Battle 3-22 (.136), Wolf 2-15 (.133), Dunn 1-4 (.250), Lane 1-4 (.250), Cook 0-3 (.000), Woolridge 0-4 (.000), Johnson 0-4 (.000).
Nuggets: 300-1059 (.283). Opponents: 194-502 (.386).

1991-92 (WON 24, LOST 58)

PLAYER	G-GS	MIN	FG	FGA	PCT	FT	FTA	PCT	OFF	DEF	TOT	AST	PF	DQ	STL	TO	BLK	PTS	AVG
Williams	81-80	2623	601	1277	.471	216	269	.803	145	260	405	235	270	4	148	173	68	1474	18.2
Mutombo	71-71	2716	428	869	.493	321	500	.642	316	554	870	156	273	1	43	252	210	1177	16.6
Anderson	82-82	2793	389	854	.456	167	268	.623	337	604	941	78	263	3	88	201	65	945	11.5
Garland	78-67	2209	333	750	.444	171	199	.859	67	123	190	411	206	1	98	175	22	846	10.8
Macon	76-67	2304	333	889	.375	135	185	.730	80	140	220	168	242	4	154	155	14	805	10.6
Abdul-Rauf	81-11	1538	356	845	.421	94	108	.870	22	92	114	192	130	0	44	117	4	837	10.3
Davis	46-0	741	185	403	.459	82	94	.872	20	50	70	68	69	0	29	45	1	457	9.9
Liberty	75-13	1527	275	621	.443	131	180	.728	144	164	308	58	165	3	66	90	29	698	9.3
Lichti	68-10	1176	173	376	.460	99	118	.839	36	82	118	74	131	0	43	72	12	446	6.6
Wolf	67-0	1160	100	277	.361	53	66	.803	97	143	240	61	124	1	32	60	14	254	3.8
Lane (DEN)	9-5	141	10	40	.250	8	19	.421	22	22	44	13	18	0	2	10	1	28	3.1
Brooks	37-0	270	43	97	.443	17	21	.810	13	26	39	11	19	0	8	18	2	105	2.8
Scheffler (DEN)	7-0	46	4	7	.571	4	6	.667	8	3	11	0	8	0	3	1	0	12	1.7
Cook	22-0	115	15	25	.600	4	6	.667	13	21	34	2	10	0	5	3	4	34	1.5
Hastings	40-4	421	17	50	.340	24	28	.857	30	68	98	26	56	0	10	22	15	58	1.5
Nuggets	**82**	**19780**	**3262**	**7380**	**.442**	**1526**	**2067**	**.738**	**1350**	**2352**	**3702**	**1553**	**1984**	**17**	**773**	**1447**	**461**	**8176**	**99.7**
Opponents	**82**	**19780**	**3346**	**6967**	**.480**	**1943**	**2513**	**.773**	**1109**	**2530**	**3639**	**1811**	**1787**	**11**	**780**	**1393**	**593**	**8821**	**107.6**

Three-Point Field Goals: Williams 56-156 (.359), Abdul-Rauf 31-94 (.330), Liberty 17-50 (.340), Macon 4-30 (.133), Garland 9-28 (.321), Davis 5-16 (.313), Brooks 2-11 (.182), Wolf 1-11 (.091), Lichti 1-9 (.111), Hastings 0-9 (.000), Anderson 0-4 (.000).

Nuggets: 126-418 (.301). Opponents: 186-532 (.350).

1992-93 (WON 36, LOST 46)

PLAYER	G-GS	MIN	FG	FGA	PCT	FT	FTA	PCT	OFF	DEF	TOT	AST	PF	DQ	STL	TO	BLK	PTS	AVG
Abdul-Rauf	81-81	2710	633	1407	.450	217	232	.935	51	174	225	344	179	0	84	187	8	1553	19.2
Williams	79-79	2722	535	1167	.458	238	296	.804	132	296	428	295	284	6	126	194	76	1341	17.0
Ellis	82-82	2749	483	958	.504	237	317	.748	274	470	744	151	293	8	72	153	111	1205	14.7
Mutombo	82-82	3029	398	781	.510	335	492	.681	344	726	1070	147	284	5	43	216	287	1131	13.8
Pack	77-1	1579	285	606	.470	239	311	.768	52	108	160	335	182	1	81	185	10	810	10.5
Stith	39-12	865	124	278	.446	99	119	.832	39	85	124	49	82	0	24	44	5	347	8.9
Liberty	78-32	1585	252	620	.406	102	156	.654	131	204	335	105	143	0	64	79	21	628	8.1
Macon	48-27	1141	158	381	.415	42	60	.700	33	70	103	126	135	2	69	72	3	358	7.5
Lichti	48-12	752	124	276	.449	81	102	.794	35	67	102	52	60	0	28	49	11	331	6.9
Plummer	60-0	737	106	228	.465	69	95	.726	53	120	173	40	141	1	14	78	11	281	4.7
Hammonds	35-0	571	86	176	.489	33	54	.611	33	63	96	16	57	0	18	31	8	205	5.9
Brooks	55-2	571	93	233	.399	35	40	.875	22	59	81	34	46	0	10	39	2	227	4.1
Hastings	76-0	670	57	112	.509	40	55	.727	44	93	137	34	115	1	12	29	8	156	2.1
Werdann	28-0	149	18	59	.305	17	31	.548	23	29	52	7	38	1	6	12	4	53	1.9
Nuggets	**82**	**19,830**	**3352**	**7282**	**.460**	**1784**	**2360**	**.756**	**1266**	**2564**	**3830**	**1735**	**2039**	**25**	**651**	**1413**	**565**	**8626**	**105.2**
Opponents	**82**	**19,830**	**3324**	**7214**	**.461**	**1899**	**2517**	**.754**	**1159**	**2505**	**3664**	**1890**	**1983**	**20**	**750**	**1340**	**503**	**8769**	**106.9**

Three-Point Field Goals: Abdul-Rauf 70-197 (.355), Williams 33-122 (.270), Liberty 22-59 (.373), Brooks 6-26 (.231), Lichti 2-6 (.333), Hastings 2-8 (.250), Ellis 2-13 (.154), Pack 1-8 (.125), Macon 0-6 (.000), Stith 0-4 (.000), Plummer 0-3 (.000), Hammonds 0-1 (.000), Werdann 0-1 (.000).

Nuggets: 138-454 (.304). Opponents: 222-647 (.343).

1993-94 (WON 42, LOST 40)

PLAYER	G-GS	MIN	FG	FGA	PCT	FT	FTA	PCT	OFF	DEF	TOT	AST	PF	DQ	STL	TO	BLK	PTS	AVG
Abdul-Rauf	80-78	2617	588	1279	.460	219	229	.956	27	141	168	362	150	1	82	151	10	1437	18.0
Ellis	79-79	2699	483	963	.502	242	359	.674	220	462	682	167	304	6	63	172	80	1215	15.4
R. Williams	82-68	2654	418	1014	.412	165	225	.733	98	294	392	300	288	3	117	163	66	1065	13.0
Stith	82-82	2853	365	811	.450	291	351	.829	119	230	349	199	165	0	116	131	16	1023	12.5
Mutombo	82-82	2853	365	642	.569	256	439	.583	286	685	971	127	262	2	59	206	336	986	12.0
Pack	66-4	1382	223	503	.443	179	236	.758	25	98	123	356	147	1	81	204	9	631	9.6
Rogers	79-14	1406	239	545	.439	127	189	.672	90	136	226	101	195	3	63	131	48	640	8.1
B. Williams	80-1	1507	251	464	.541	137	211	.649	138	308	446	50	221	3	49	104	87	639	8.0
Macon	7-0	126	14	45	.311	8	10	.800	3	4	7	11	17	0	6	14	1	36	5.1
Hammonds	74-2	877	115	230	.500	71	104	.683	62	137	199	34	91	0	20	41	12	301	4.1
Liberty	3-0	11	4	7	.571	1	2	.500	0	5	5	2	5	0	0	2	0	9	3.0
Brooks	34-0	190	36	99	.364	9	10	.900	5	16	21	3	19	0	0	12	2	85	2.5
Jordan	6-0	79	6	23	.261	0	0	0	3	3	6	19	6	0	0	6	1	15	2.5
Randall	28-0	155	17	50	.340	22	28	.786	9	13	22	11	18	0	8	10	3	58	2.1
Mee	38-0	285	28	88	.318	12	27	.444	17	18	35	16	34	0	15	18	13	73	1.9
Farmer	4-0	29	2	6	.333	0	0	0	0	2	2	4	3	0	0	5	0	4	1.0
Marble	5-0	32	2	12	.167	0	3	.000	3	5	8	1	1	0	0	3	2	4	0.8
Nuggets	**82**	**19755**	**3156**	**6781**	**.465**	**1739**	**2423**	**.718**	**1105**	**2557**	**3662**	**1763**	**1926**	**19**	**679**	**1422**	**686**	**8221**	**100.3**
Opponents	**82**	**19755**	**3065**	**7000**	**.438**	**1761**	**2349**	**.750**	**1118**	**2331**	**3449**	**1745**	**1957**	**18**	**725**	**1245**	**502**	**8099**	**98.8**

Three-Point Field Goals: Abdul-Rauf: 42-133 (.316), Ellis: 7-23 (.304), R. Williams: 64-230 (.278), Rogers: 35-92 (.380), Pack: 6-29 (.207), Mee: 5-24 (.208), Brooks: 4-23 (.174), Jordan: 3-10 (.300), Stith:2-9 (.222), Randall: 2-14 (.143), Mutombo: 0-1 (.000), B. Williams: 0-3 (.000), Macon: 0-3 (.000), Liberty: 0-1 (.000), Farmer: 0-2 (.000). **Nuggets: 170-597 (.285). Opponents: 208-717 (.290)**

1994-95 (WON 41, LOST 41)

PLAYER	G-GS	MIN	FG	FGA	PCT	FT	FTA	PCT	OFF	DEF	TOT	AST	PF	DQ	STL	TO	BLK	PTS	AVG
Abdul-Rauf	73-43	2082	472	1005	.470	138	156	.885	32	105	137	263	126	0	77	119	9	1165	16.0
R. Williams	74-70	2198	388	846	.459	132	174	.759	94	235	329	231	264	4	114	124	67	993	13.4
Rogers	80-77	2142	375	769	.488	179	275	.651	132	253	385	161	281	7	95	173	46	979	12.2
Pack	42-32	1144	170	395	.430	137	175	.783	19	94	113	290	101	1	61	134	6	507	12.1
Mutombo	82-82	3100	349	628	.556	248	379	.654	319	710	1029	113	284	2	40	192	321	946	11.5
D. Ellis	81-3	1996	351	774	.453	110	127	.866	56	166	222	57	142	0	37	81	9	918	11.3
Stith	81-51	2329	312	661	.472	267	324	.824	95	173	268	153	142	0	91	110	18	911	11.2
Rose	81-37	1798	227	500	.454	173	234	.739	57	160	217	389	206	0	65	160	22	663	8.2
B. Williams	63-10	1261	196	333	.589	106	162	.654	98	200	298	53	210	7	38	114	43	498	7.9
Hammonds	70-5	956	139	260	.535	132	177	.746	55	167	222	36	132	1	11	56	14	410	5.9
Slater	25-0	236	40	81	.494	40	55	.727	21	36	57	12	47	0	7	26	3	120	4.8
L. Ellis	6-0	58	9	25	.360	6	6	1.000	7	10	17	4	12	0	1	5	5	24	4.0
Levingston	57-0	469	55	130	.423	19	45	.422	49	75	124	27	91	0	13	21	20	129	2.3
Grant	14-0	151	10	33	.303	9	12	.750	2	7	9	43	20	1	6	14	2	31	2.2
Recasner	3-0	13	1	6	.167	4	4	1.000	0	2	2	1	0	0	3	2	0	6	2.0
Mee	2-0	8	1	5	.200	0	0	——	0	1	1	2	0	0	1	0	0	3	1.5
Randall	8-0	39	3	10	.300	0	0	——	4	8	12	1	5	0	0	1	0	6	0.8
Nuggets	**82**	**19980**	**3098**	**6461**	**.479**	**1700**	**2305**	**.738**	**1040**	**2402**	**3442**	**1836**	**2061**	**23**	**660**	**1389**	**585**	**8309**	**101.3**
Opponents	**82**	**19980**	**3050**	**6695**	**.456**	**1721**	**2296**	**.750**	**1021**	**2207**	**3228**	**1784**	**1956**	**24**	**640**	**1182**	**460**	**8240**	**100.5**

Three-Point Field Goals: Abdul-Rauf 83-215 (.386); R. Williams 85-266 (.320); Rogers 50-148 (.338); Pack 30-72 (.417); D. Ellis 106-263 (.403); Stith 20-68 (.294); Rose 36-114 (.316); Hammonds 0-1 (.000); Levingston 0-1 (.000); Grant 2-7 (.286); Mee 1-3 (.333); Recasner 0-1 (.000); Randall 0-1 (.000).

Nuggets: 413-1160 (.356). Opponents: 419-1208 (.347).

1995-96 (WON 35, LOST 47)

PLAYER	G-GS	MIN	FG	FGA	PCT	FT	FTA	PCT	OFF	DEF	TOT	AST	PF	DQ	STL	TO	BLK	PTS	AVG
Abdul-Rauf	57-53	2029	414	955	.434	146	157	.930	26	112	138	389	117	0	64	115	3	1095	19.2
D. Ellis	81-52	2626	459	959	.479	136	179	.760	88	227	315	139	191	1	57	98	7	1204	14.9
Stith	82-77	2810	379	911	.416	320	379	.844	125	275	400	241	187	3	114	157	16	1119	13.6
McDyess	76-75	2280	427	881	.485	166	243	.683	229	343	572	75	250	4	54	154	114	1020	13.4
MacLean	56-5	1107	233	547	.426	145	198	.732	62	143	205	89	105	1	21	68	5	625	11.2
Mutombo	74-74	2713	284	569	.499	246	354	.695	249	622	871	108	258	4	38	150	332	814	11.0
L. Ellis	45-28	1269	189	432	.438	89	148	.601	93	229	322	74	163	3	36	83	33	471	10.5
Rose	80-37	2134	290	604	.480	191	277	.690	46	214	260	495	229	3	53	234	39	803	10.0
Hammonds	71-4	1045	127	268	.474	88	115	.765	85	138	223	23	137	0	23	48	13	342	4.8
Williams	52-5	817	94	254	.370	33	39	.846	25	97	122	74	137	1	34	51	21	241	4.6
Slater	4-0	26	6	11	.545	2	5	.400	3	4	7	2	4	0	1	3	1	14	3.5
Overton	55-0	607	67	178	.376	40	55	.727	8	55	63	106	49	0	13	40	5	182	3.3
Fish	16-0	117	15	26	.577	10	18	.556	7	11	18	7	16	0	3	3	6	40	2.5
Woods	8-0	72	6	22	.273	2	2	1.000	3	3	6	12	13	0	6	5	1	19	2.4
Grant	10-0	109	6	23	.261	0	0	----	3	4	7	14	7	0	2	5	0	14	1.4
Cvetkovic	14-0	48	5	16	.313	0	4	.000	4	7	11	3	11	0	2	3	1	10	0.7
Spencer	6-0	21	0	1	.000	0	0	----	1	3	4	0	8	1	0	3	0	0	0.0
Nuggets	**82**	**19830**	**3001**	**6657**	**.451**	**1614**	**2173**	**.743**	**1057**	**2487**	**3544**	**1851**	**1882**	**21**	**521**	**1265**	**597**	**8013**	**97.7**
Opponents	**82**	**19830**	**3091**	**6741**	**.459**	**1600**	**2105**	**.760**	**934**	**2385**	**3319**	**1875**	**1899**	**18**	**617**	**1130**	**418**	**8235**	**100.4**

Three-Point Field Goals: D. Ellis, 150-364 (.412); Abdul-Rauf, 121-309 (.392); Stith, 41-148 (.277); Rose, 32-108 (.296); Williams, 20-89 (.225); MacLean, 14-49 (.286); Overton, 8-26 (.308); Woods, 5-21 (.238); L. Ellis, 4-22 (.182); Grant, 2-6 (.333); McDyess, 0-4 (.000); Mutombo, 0-1 (.000); Cvetkovic, 0-1 (.000).
Nuggets: 397-1148 (.346). Opponents: 453-1235 (.367).

1996-97 (WON 21, LOST 61)

PLAYER	G-GS	MIN	FG	FGA	PCT	FT	FTA	PCT	OFF	DEF	TOT	AST	PF	DQ	STL	TO	BLK	PTS	AVG
L. Ellis	55-49	2002	445	1014	.439	218	282	.773	107	279	386	131	181	7	44	117	41	1203	21.9
McDyess	74-73	2565	536	1157	.463	274	387	.708	155	382	537	106	276	9	62	199	126	1352	18.3
D. Ellis	82-51	2940	477	1151	.414	215	263	.817	99	194	293	165	178	0	60	146	7	1361	16.6
Stith	52-52	1788	251	603	.416	202	234	.863	74	143	217	133	119	1	60	101	20	774	14.9
Jackson	52-52	2001	192	452	.425	109	136	.801	71	200	271	641	104	0	51	172	9	541	10.4
Pierce	33-10	600	120	260	.462	83	92	.902	17	36	53	31	49	0	14	38	5	335	10.2
Johnson	82-82	2599	243	467	.520	96	156	.615	231	682	913	71	288	5	65	118	227	582	7.1
Marciulionis	17-0	255	38	101	.376	29	36	.806	12	18	30	25	38	0	12	40	1	116	6.8
B. Thompson	65-6	1047	162	405	.400	24	38	.632	18	78	96	179	125	0	55	86	2	445	6.8
Goldwire	27-21	612	69	176	.392	31	38	.816	9	37	46	125	46	0	14	35	1	197	7.3
Smith	33-3	854	87	206	.422	35	41	.854	3	34	37	102	25	0	18	62	0	260	7.9
Hammonds	81-8	1758	191	398	.480	124	172	.721	135	266	401	64	205	0	16	88	24	506	6.2
Williams	1-0	10	3	5	.600	0	0	----	2	3	5	0	0	0	0	4	3	6	6.0
Askew	1-0	9	2	3	.667	2	2	1.000	0	0	0	0	0	0	0	4	0	6	6.0
McInnis	13-0	117	23	49	.469	7	10	.700	2	4	6	18	16	0	2	13	1	65	5.0
Murdock	12-0	114	15	33	.455	11	12	.917	1	10	11	24	9	0	9	11	2	45	3.8
Allen	25-0	251	21	74	.284	15	25	.600	12	21	33	43	17	0	4	13	4	64	2.6
King	2-0	22	2	6	.333	2	4	.500	2	0	2	2	2	0	3	1	0	6	3.0
Zidek	16-0	88	16	33	.485	20	25	.800	10	13	23	5	17	0	1	4	0	52	3.3
Bennett	5-0	59	4	13	.308	2	4	.500	0	3	3	7	6	0	2	10	0	12	2.4
Ham	35-3	313	32	61	.525	16	33	.485	29	27	56	14	57	3	8	21	8	80	2.3
Booker	5-0	21	2	4	.500	0	0	----	0	1	1	3	0	0	0	7	0	5	1.0
L. Thompson	17-0	105	3	16	.188	1	2	.500	5	21	26	0	26	0	3	7	6	7	0.4
NUGGETS	**82**	**19930**	**2934**	**6687**	**.439**	**1516**	**1992**	**.761**	**994**	**2452**	**3446**	**1889**	**1784**	**25**	**503**	**1359**	**487**	**8020**	**97.8**
OPPONENTS	**82**	**19930**	**3297**	**7063**	**.467**	**1457**	**1943**	**.750**	**1086**	**2459**	**3545**	**1846**	**1725**	**10**	**724**	**1057**	**453**	**8535**	**104.1**

Three-Point Field Goals: D. Ellis 192-528 (.364); B. Thompson 97-244 (.398); L. Ellis 95-259 (.367); Stith 70-182 (.385); Smith 51-120 (.425); Jackson 48-121 (.397); McInnis 12-26 (.462); Pierce 12-39 (.308); Marciulionis 11-30 (.367); Allen 7-34 (.206); McDyess 6-35 (.171); Murdock 4-10 (.400); Bennett 2-6 (.333); Booker 1-2 (.500); Johnson 0-2 (.000); Hammonds 0-2 (.000).
Nuggets: 636-1711 (.372). Opponents: 484-1232 (.393).

1997-98 (WON 11, LOST 71)

PLAYER	G-GS	MIN	FG	FGA	PCT	FT	FTA	PCT	OFF	DEF	TOT	AST	PF	DQ	STL	TO	BLK	PTS	AVG
Williams	4-4	145	24	61	.393	31	45	.689	10	11	21	12	9	0	4	9	0	79	19.8
Newman	74-15	2176	344	799	.431	365	445	.820	50	91	141	138	208	2	77	147	24	1089	14.7
L. Ellis	76-71	2575	410	1007	.407	206	256	.805	146	398	544	213	226	2	65	173	49	1083	14.3
Jackson	68-53	2042	310	791	.392	149	183	.814	78	224	302	317	160	0	105	184	11	790	11.6
Fortson	80-23	1811	276	611	.452	263	339	.776	182	266	448	76	314	7	44	157	30	816	10.2
Goldwire	82-32	2212	269	636	.423	150	186	.806	40	107	147	277	149	0	86	85	7	751	9.2
Battie	65-49	1506	234	525	.446	73	104	.702	138	213	351	60	199	6	54	98	69	544	8.4
Alexander (TOT)	60-22	1298	171	400	.428	80	102	.784	17	129	146	209	98	2	70	112	11	488	8.1
Alexander (DEN)	23-19	797	111	255	.435	55	65	.846	10	89	99	138	45	0	45	65	6	323	14.0
Washington	66-36	1539	201	498	.404	65	83	.783	47	80	127	78	143	0	53	72	25	511	7.7
Stith	31-15	718	75	225	.333	75	86	.872	15	50	65	50	52	0	21	35	8	235	7.6
Garrett	82-82	2632	242	565	.428	114	176	.648	227	417	644	90	197	0	57	84	133	598	7.3
H. Ellis	27-3	344	62	111	.559	40	63	.635	27	23	50	18	53	0	19	19	4	164	6.1
Lauderdale	39-0	345	53	127	.417	38	69	.551	27	73	100	21	63	0	7	46	17	144	3.7
Zidek	6-0	42	4	15	.267	10	12	.833	4	9	13	1	5	0	0	3	2	18	3.0
Garris	28-0	225	22	65	.338	19	25	.760	3	16	19	28	22	0	7	15	1	68	2.4
Wolf	57-8	621	40	121	.331	5	10	.500	36	90	126	30	92	0	20	22	7	87	1.5
NUGGETS	**82**	**19730**	**2677**	**6412**	**.417**	**1658**	**2147**	**.772**	**1040**	**2157**	**3197**	**1547**	**1937**	**17**	**664**	**1312**	**393**	**7300**	**89.0**
OPPONENTS	**82**	**19730**	**3015**	**6370**	**.473**	**1817**	**2410**	**.754**	**1095**	**2401**	**3496**	**1983**	**1782**	**13**	**662**	**1243**	**535**	**8266**	**100.8**

Three-Point Field Goals: Goldwire, 63-164 (.384); L. Ellis, 57-201 (.284); Alexander, 46-112 (.411); Washington, 44-137 (.321); Newman, 36-105 (.343); Jackson, 21-81 (.259); Stith, 10-48 (.208); Garris, 5-14 (.357); Battie, 3-14 (.214); Wolf, 2-10 (.200); Fortson, 1-3 (.333); H. Ellis, 0-4 (.000).
Nuggets: 288-893 (.323). Opponents: 419-1,105 (.379).

1998-99 (WON 14, LOST 36)

PLAYER	G-GS	MIN	FG	FGA	PCT	FT	FTA	PCT	OFF	DEF	TOT	AST	PF	DQ	STL	TO	BLK	PTS	AVG
McDyess	50-50	1937	415	882	.471	230	338	.680	168	369	537	82	175	5	73	138	115	1061	21.2
Van Exel	50-50	1802	306	769	.398	142	175	.811	14	99	113	368	90	0	40	121	3	826	16.5
Billups	45-41	1488	191	495	.386	157	172	.913	24	72	96	173	115	0	58	98	14	624	13.9
LaFrentz	12-12	387	59	129	.457	36	48	.750	33	58	91	8	38	2	9	9	17	166	13.8
Fortson	50-38	1417	191	386	.495	168	231	.727	210	371	581	32	212	9	31	77	22	550	11.0
E. Williams	38-8	780	80	219	.365	111	139	.799	34	47	81	37	76	0	27	49	8	277	7.3
Alexander	36-4	778	97	260	.373	37	44	.841	7	67	74	119	77	0	35	69	5	261	7.3
Stith	46 -32	1194	114	290	.393	61	71	.859	30	77	107	82	65	0	28	45	15	320	7.0
Taylor	36-9	724	82	198	.414	17	23	.739	30	71	101	24	97	1	28	34	17	207	5.8
Washington	38-6	761	73	184	.397	22	32	.688	35	54	89	30	87	2	25	34	18	205	5.4
Wheeler	1-0	3	1	1	1.000	1	2	.500	0	0	0	2	1	0	0	0	0	4	4.0
Clark	28-0	409	36	80	.450	21	37	.568	36	60	96	10	52	0	10	21	31	93	3.3
Herrera (TOT)	28-0	307	30	76	.395	5	11	.455	25	37	62	4	40	0	12	16	7	65	2.3
Herrera (DEN)	24-0	265	27	63	.429	5	9	.556	20	34	54	1	37	0	12	12	7	59	2.5
McCarty	2-0	4	2	3	.667	0	0	----	2	1	3	0	0	0	0	2	0	4	2.0
Meyer	14-0	70	7	28	.250	1	2	.500	4	12	16	1	22	0	0	4	3	16	1.1
M. Williams	1-0	6	0	2	.000	1	2	.500	0	0	0	0	0	0	0	0	0	1	1.0
NUGGETS	**50**	**12025**	**1681**	**3989**	**.421**	**1010**	**1325**	**.762**	**647**	**1392**	**2039**	**969**	**1144**	**19**	**376**	**739**	**275**	**4674**	**93.5**
OPPONENTS	**50**	**12025**	**1885**	**4017**	**.469**	**997**	**1339**	**.745**	**620**	**1502**	**2122**	**1175**	**1103**	**7**	**396**	**701**	**274**	**5004**	**100.1**

Three-Point Field Goals: Billups, 85-235 (.362); Van Exel, 72-234 (.308); Washington, 37-97 (.381); Stith, 31-106 (.292); Alexander, 30-105 (.286); Taylor, 26-68 (.382); LaFrentz, 12-31 (.387); Wheeler, 1-1 (1.000); Meyer, 1-5 (.200); McDyess, 1-9 (.111); Clark, 0-1 (.000); Herrera, 0-1 (.000), Fortson, 0-3 (.000). **Nuggets: 302-922 (.328). Opponents: 237-640 (.370).**

1999-00 (WON 35, LOST 47)

PLAYER	G-GS	MIN	FG	FGA	PCT	FT	FTA	PCT	OFF	DEF	TOT	AST	PF	DQ	STL	TO	BLK	PTS	AVG
McDyess	81-81	2698	614	1211	.507	323	516	.626	234	451	685	159	316	12	69	230	139	1551	19.1
Mercer	37-37	1408	272	612	.444	119	151	.788	29	123	152	104	75	0	33	87	15	678	18.3
Van Exel	79-79	2950	473	1213	.390	196	240	.817	34	277	311	714	148	0	68	221	11	1275	16.1
LaFrentz	81-80	2435	392	879	.446	162	236	.686	170	471	641	97	292	6	42	96	180	1006	12.4
Gatling (TOT)	85-0	1811	365	802	.455	266	373	.713	154	348	502	71	246	2	82	169	23	1014	11.9
Gatling (DEN)	40-0	770	155	340	.456	95	128	.742	63	142	205	31	104	2	34	64	13	416	10.4
Abdul-Wahad (TOT)	61-56	56	274	646	.424	146	193	.756	101	190	291	98	147	1	59	106	28	697	11.4
Abdul-Wahad (DEN)	15-10	373	51	131	.389	31	42	.738	24	28	52	26	31	0	6	19	12	134	8.9
McCloud	78-11	2118	266	638	.417	148	181	.818	72	213	285	246	180	2	48	134	26	787	10.1
Billups	13-5	305	34	101	.337	37	44	.841	8	26	34	39	27	0	10	24	2	112	8.6
Clark	81-20	1850	286	528	.542	121	176	.688	162	343	505	71	231	1	45	125	114	694	8.6
Posey	81-77	2052	230	536	.429	120	150	.800	85	232	317	146	207	1	98	95	33	662	8.2
Stith	45-6	691	86	189	.455	64	77	.831	23	61	84	61	56	0	18	33	12	253	5.6
Herren	45-1	597	45	124	.363	27	40	.675	12	40	52	111	74	0	15	42	2	141	3.1
Alexander	29-2	329	28	98	.286	17	22	.773	8	34	42	58	39	0	24	28	2	82	2.8
Jones	40-1	330	44	104	.423	14	19	.737	41	62	103	19	50	1	3	13	6	104	2.6
Bowen	52-0	589	46	117	.393	38	53	.717	75	39	114	20	95	0	39	14	13	131	2.5
Rogers	40-0	355	35	88	.398	19	41	.463	33	47	80	9	36	0	2	10	38	89	2.2
Taylor	1-0	5	0	2	.000	0	0	---	0	1	1	0	1	0	0	0	0	0	0.0
NUGGETS	**82**	**19855**	**3057**	**6911**	**.442**	**1531**	**2116**	**.724**	**1073**	**2590**	**3663**	**1911**	**1962**	**25**	**554**	**1281**	**618**	**8115**	**99.0**
OPPONENTS	**82**	**19855**	**3129**	**6953**	**.450**	**1632**	**2174**	**.751**	**1027**	**2606**	**3633**	**2003**	**1937**	**22**	**616**	**1179**	**462**	**8289**	**101.1**

Three-Point Field Goals: Van Exel, 133-401 (.332); McCloud, 107-283 (.378); Posey, 82-220 (.373); LaFrentz, 60-183 (.328); Herren, 24-67 (.358); Stith, 17-56 (.304); Mercer, 15-39 (.385); Gatling, 11-47 (.234); Alexander, 9-35 (.257); Billups, 7-41 (.171); Jones, 2-3 (.667); Abdul-Wahad, 1-2 (.500); Clark, 1-8 (.125); Bowen, 1-9 (.111); McDyess, 0-2 (.000); Rogers, 0-1 (.000).
Nuggets: 470-1,397 (.336). Opponents: 399-1,126 (.354).

2000-01 (WON 40, LOST 42)

PLAYER	G-GS	MIN	FG	FGA	PCT	FT	FTA	PCT	OFF	DEF	TOT	AST	PF	DQ	STL	TO	BLK	PTS	AVG
McDyess	70-70	2555	577	1165	.495	304	434	.700	240	605	845	146	220	2	43	162	102	1458	20.8
Van Exel	71-70	2688	460	1112	.414	204	249	.819	44	197	241	600	109	1	61	165	18	1259	17.7
LaFrentz	78-74	2457	387	812	.477	183	262	.698	173	434	607	107	290	9	37	97	206	1008	12.9
Lenard	80-58	2331	336	846	.397	153	192	.797	47	184	231	190	170	1	65	102	18	972	12.2
McCloud	76-8	2007	250	655	.382	152	181	.840	55	169	224	279	165	1	53	117	27	729	9.6
Willis (TOT)	78-22	1830	304	690	.441	113	147	.769	177	355	532	50	216	0	57	87	52	722	9.3
Willis (DEN)	43-13	1059	180	421	.428	52	66	.788	109	200	309	29	138	0	38	47	31	413	9.6
Posey	82-82	2255	243	590	.412	115	141	.816	125	306	431	163	226	2	93	102	40	666	8.1
Clark	35-3	752	82	199	.412	63	105	.600	58	128	186	34	101	3	16	48	44	227	6.5
Pack	74-11	1260	181	426	.425	105	137	.766	30	107	137	293	114	0	65	135	1	479	6.5
Strickland	46-2	517	82	185	.443	37	59	.627	43	77	120	17	58	0	12	24	19	201	4.4
Goldwire	20-0	201	30	80	.375	13	17	.765	1	11	12	34	13	0	9	15	0	82	4.1
Murray	13-0	135	17	55	.309	9	10	.900	4	18	22	9	8	0	4	6	1	50	3.8
Abdul-Wahad	29-12	420	43	111	.387	21	36	.583	14	45	59	22	54	0	14	34	13	111	3.8
Bowen	57-0	696	80	144	.556	27	44	.614	62	51	113	30	95	0	37	24	12	191	3.4
McClintock	6-1	58	9	18	.500	0	5	.000	10	7	17	1	11	1	0	3	2	18	3.0
Cheaney	9-5	153	10	30	.333	1	2	.500	5	15	20	9	14	0	4	5	2	21	2.3
Davis	19-1	228	12	25	.480	9	22	.409	24	29	53	7	34	0	1	5	1	33	1.7
Joseph (TOT)	4-0	16	1	5	.200	0	2	.000	2	0	2	1	1	0	0	2	1	2	0.5
Joseph (DEN)	2-0	8	0	3	.000	0	2	.000	0	0	0	0	0	0	0	1	1	0	0.0
NUGGETS	**82**	**19780**	**2979**	**6877**	**.433**	**1448**	**1964**	**.737**	**1044**	**2583**	**3627**	**1970**	**1820**	**20**	**552**	**1136**	**538**	**7918**	**96.6**
OPPONENTS	**82**	**19780**	**3081**	**6914**	**.446**	**1542**	**2049**	**.753**	**1012**	**2642**	**3654**	**2042**	**1758**	**23**	**588**	**1075**	**497**	**8120**	**99.0**

Three-Point Field Goals: Lenard, 147-382 (.385); Van Exel, 135-358 (.377); McCloud, 77- 234 (.329); Posey, 65-217 (.300); LaFrentz, 51-139 (.367); Pack, 12-31 (.387); Goldwire, 9-34 (.265), Murray, 7-23 (.304); Abdul-Wahad, 4-10 (.400); Bowen, 4-11 (.364); Willis, 1-4 (.250); Strickland, 0-1 (.000). **Nuggets: 512-1444 (.355). Opponents: 416-1168 (.356).**

2001-02 (WON 27, LOST 55)

PLAYER	G-GS	MIN	FG	FGA	PCT	FT	FTA	PCT	OFF	DEF	TOT	AST	PF	DQ	STL	TO	BLK	PTS	AVG
Van Exel	45-44	1739	372	912	.408	136	174	.782	19	150	169	365	69	0	30	116	7	965	21.4
Howard (TOT)	81-72	2635	462	1005	.460	261	343	.761	223	389	612	169	265	4	46	152	47	1185	14.6
Howard (DEN)	28-28	976	192	420	.457	117	152	.770	85	137	222	76	95	3	18	74	17	501	17.9
LaFrentz	51-51	1668	307	659	.466	70	105	.667	117	262	379	60	173	5	31	60	153	759	14.9
Lenard	71-19	1665	315	769	.410	94	120	.783	38	145	183	130	105	0	59	91	25	813	11.5
McDyess	10-10	236	43	75	.573	27	33	.818	18	37	55	18	20	0	10	20	8	113	11.3
Posey	73-63	2238	277	736	.376	161	203	.793	109	320	429	180	224	3	114	127	39	782	10.7
Hardaway (TOT)	68-16	1601	226	620	.365	77	97	.794	14	110	124	278	109	0	57	111	10	652	9.6
Hardaway (DEN)	14-14	325	47	126	.373	12	19	.632	1	26	27	77	25	0	17	38	2	134	9.6
Johnson	51-13	1200	186	383	.486	109	146	.747	14	50	64	258	69	0	35	67	8	481	9.4
Rider	10-1	173	37	81	.457	13	17	.765	10	23	33	12	11	0	3	14	2	93	9.3
McCloud	69-26	1830	206	576	.358	132	163	.810	67	184	251	204	175	3	58	144	19	604	8.8
Cheaney	68-47	1631	224	466	.481	46	67	.687	57	183	240	110	156	1	34	70	21	494	7.3
Abdul-Wahad	20-12	417	55	145	.379	24	32	.750	39	39	78	22	51	1	18	24	9	135	6.8
Hamilton	54-15	848	103	245	.420	118	181	.652	110	143	253	14	104	0	21	60	18	324	6.0
Harvey (TOT)	47-4	841	108	217	.498	54	90	.600	80	147	227	37	115	1	21	33	24	270	5.7
Harvey (DEN)	29-4	679	94	191	.492	44	68	.647	68	113	181	32	88	1	17	25	19	232	8.0
Satterfield	36-4	560	73	199	.367	36	46	.783	17	35	52	108	43	0	31	53	1	189	5.3
Bateer	27-10	408	53	132	.402	29	37	.784	32	64	96	22	94	3	10	32	5	139	5.1
Williams	41-16	737	86	217	.396	30	41	.732	82	127	209	13	98	1	17	35	33	202	4.9
Bowen	75-21	1686	147	307	.479	69	92	.750	134	165	299	52	171	1	75	41	41	364	4.9
Scott	21-10	252	37	75	.493	8	20	.400	53	50	103	8	49	0	3	15	6	82	3.9
Andersen	24-1	262	25	74	.338	22	28	.786	38	38	76	7	35	0	7	13	28	72	3.0
Arroyo (TOT)	37-1	371	49	111	.441	13	18	.722	12	28	40	70	30	0	11	23	1	111	3.0
Arroyo (DEN)	20-1	275	36	82	.439	9	12	.750	9	19	28	49	18	0	5	11	1	81	4.1
NUGGETS	**82**	**19805**	**2915**	**6870**	**.424**	**1306**	**1756**	**.744**	**1117**	**2310**	**3427**	**1817**	**1873**	**22**	**613**	**1205**	**462**	**7559**	**92.2**
OPPONENTS	**82**	**19805**	**3005**	**6540**	**.459**	**1602**	**2144**	**.747**	**995**	**2529**	**3524**	**1968**	**1646**	**11**	**671**	**1173**	**560**	**8036**	**98.0**

Three-Point Field Goals: Lenard, 89-240 (.371); Van Exel, 85-252 (.408); LaFrentz, 75-173 (.434); Posey, 67-237 (.283); McCloud, 60-222 (.270); Hardaway, 28-75 (.373); Satterfield, 7-27 (.259); Rider, 6-15 (.400); Bateer, 4-12 (.333); Abdul Wahad, 1-2 (.500); Bowen, 1-12 (.083); Johnson, 0-5 (.000); Andersen, 0-4 (.000); Cheaney, 0-4 (.000); Arroyo, 0-2 (.000); Williams, 0-2 (.000); Howard, 0-1 (.000).
Nuggets: 423-1285 (.329). Opponents: 424-1173 (.361).

2002-03 (WON 17, LOST 65)

PLAYER	G-GS	MIN	FG	FGA	PCT	FT	FTA	PCT	OFF	DEF	TOT	AST	PF	DQ	STL	TO	BLK	PTS	AVG
Howard	77-77	2730	567	1261	.450	282	351	.803	181	404	585	234	239	2	77	189	27	1418	18.4
Posey	25-24	872	121	324	.373	86	102	.843	38	107	145	78	63	1	29	66	6	352	14.1
Nenê	80-53	2258	321	619	.519	197	341	.578	208	283	491	149	295	4	127	181	65	839	10.5
Whitney	29-20	762	94	261	.360	46	57	.807	1	45	46	124	77	1	17	55	1	277	9.6
White	72-19	1563	260	638	.408	98	125	.784	43	170	213	121	134	1	45	156	32	650	9.0
Williams (TOT)	78-11	1881	228	579	.394	78	102	.765	24	147	171	266	140	0	77	114	6	627	8.0
Williams (DEN)	27-9	712	94	241	.390	30	45	.667	12	49	61	138	56	0	16	53	3	255	9.4
Harvey	77-27	1613	246	551	.446	118	176	.670	125	284	409	100	203	2	48	123	27	611	7.9
Camby	29-9	616	93	227	.410	33	50	.660	75	133	208	4	69	1	20	27	40	221	7.6
Yarbrough	59-39	1381	168	428	.393	49	62	.790	36	126	162	130	145	2	57	81	33	406	6.9
Trepagnier	8-0	97	17	40	.425	7	7	1.000	8	8	16	6	5	0	8	8	0	45	5.6
Satterfield	22-6	420	51	165	.309	16	23	.696	12	23	35	53	30	0	18	36	2	123	5.6
Blount	54-24	885	105	267	.393	71	99	.717	62	121	183	35	112	1	22	70	51	281	5.2
Andersen	59-3	907	114	285	.400	77	140	.550	109	165	274	32	90	1	30	60	60	305	5.2
J. Harrington	82-51	2003	189	467	.362	73	112	.652	44	206	250	277	250	6	80	157	15	418	5.1
Tskitishvili	81-16	1320	115	393	.293	48	65	.738	64	117	181	91	136	1	31	84	29	315	3.9
Bowen	62-31	996	97	197	.492	27	41	.659	78	79	157	54	82	0	65	43	29	223	3.6
Crotty	12-0	180	14	41	.341	9	15	.600	1	14	15	29	16	0	3	9	0	41	3.4
Savovic	27-0	256	29	93	.312	21	29	.724	9	16	25	22	33	0	14	21	1	83	3.1
Brown (TOT)	10-2	93	12	35	.343	6	8	.750	8	10	18	7	14	0	4	9	1	30	3.0
Brown (DEN)	3-2	71	7	25	.280	4	6	.667	4	7	11	5	11	0	4	4	1	18	6.0
A. Harrington (TOT)	19-0	111	11	37	.297	3	4	.750	1	7	8	12	8	0	2	2	1	30	1.6
A. Harrington (DEN)	6-0	74	7	20	.350	1	2	.500	1	5	6	10	6	0	1	0	0	19	3.2
Bryant	3-0	14	0	1	.000	1	2	.500	1	1	2	2	4	0	0	2	0	1	0.3
NUGGETS	**82**	**19730**	**2689**	**6544**	**.411**	**1294**	**1850**	**.699**	**1112**	**2363**	**3475**	**1737**	**2056**	**23**	**712**	**1514**	**422**	**6901**	**84.2**
OPPONENTS	**82**	**19730**	**2696**	**6087**	**.443**	**1768**	**2337**	**.757**	**861**	**2443**	**3304**	**1764**	**1789**	**16**	**742**	**1405**	**538**	**7580**	**92.4**

Three-Point Field Goals: Whitney, 43-128 (.336); Tskitishvili, 37-152 (.243); Williams, 37-102 (.363); White, 32-134 (.239); Posey, 24-88 (.273); Yarbrough, 21-78 (..269); J. Harrington, 7-28 (.250); Satterfield, 5-28 (.179); Crotty, 4-13 (.308); A. Harrington, 4-11 (.364); Savovic, 4-26 (.154); Trepagnier, 4-8 (.500); Bowen, 2--7 (..226); Camby, 2-5 (.400); Howard, 2-4 (.500); Harvey, 1-7 (.143); Nenê, 0-3 (.000); Andersen, 0-1 (.000); Brown, 0-1 (.000).
Nuggets: 229-824 (.278). Opponents: 420-1134 (.370).

2003-04 (WON 43, LOST 39)

PLAYER	G-GS	MIN	FG	FGA	PCT	FT	FTA	PCT	OFF	DEF	TOT	AST	PF	DQ	STL	TO	BLK	PTS	AVG
Anthony	82-82	2995	624	1465	.426	408	525	.777	183	315	498	227	225	1	97	247	41	1725	21.0
Miller	82-82	2838	430	941	.457	342	411	.832	127	239	366	501	194	2	142	215	25	1214	14.8
Lenard	73-70	2233	394	933	.422	144	182	.791	46	154	200	151	177	1	61	101	12	1038	14.2
Nenê	77-77	2504	334	630	.530	240	352	.682	154	349	503	168	280	3	116	183	41	908	11.8
Boykins	82-3	1849	321	766	.419	142	162	.877	42	101	143	295	94	0	51	100	3	839	10.2
Camby	72-72	2162	262	549	.477	98	136	.721	211	516	727	132	239	4	86	98	187	622	8.6
White	72-0	985	215	468	.459	78	104	.750	44	121	165	60	105	0	32	78	20	541	7.5
Barry	57-9	1101	120	297	.404	60	71	.845	25	98	123	147	66	0	57	53	8	351	6.2
Doleac (TOT)	72-0	1029	140	322	.435	45	52	.865	88	177	265	44	142	1	23	48	36	325	4.5
Doleac (DEN)	26-0	344	40	97	.412	14	16	.875	28	48	76	14	58	0	6	11	6	94	3.6
Elson	62-14	875	94	199	.472	30	45	.667	65	138	203	32	145	2	35	35	39	218	3.5
Andersen	71-0	1029	90	203	.443	63	107	.589	89	209	298	35	119	0	34	48	114	243	3.4
Tskitishvili	39-0	307	40	122	.328	23	29	.793	24	39	63	10	50	0	6	17	8	106	2.7
Trepagnier	11-0	96	10	38	.263	3	6	.500	6	9	15	4	7	0	3	6	0	25	2.3
Bowen	52-1	392	18	53	.340	10	12	.833	39	48	87	18	47	0	18	6	16	46	0.9
Pope	4-0	20	1	2	.500	0	1	.000	0	3	3	0	8	0	1	3	0	2	0.5
NUGGETS	**82**	**19730**	**2993**	**6763**	**.443**	**1655**	**2159**	**.767**	**1083**	**2387**	**3470**	**1794**	**1804**	**13**	**745**	**1278**	**520**	**7972**	**97.2**
OPPONENTS	**82**	**19730**	**3019**	**6662**	**.453**	**1470**	**2020**	**.728**	**1056**	**2465**	**3521**	**1931**	**1895**	**16**	**664**	**1399**	**479**	**7884**	**96.1**

Three-Point Field Goals: Lenard, 106-289 (.367); Anthony, 69-214 (.322); Boykins, 55-171 (.322); Barry, 51-138 (.370); White, 33-87 (.379); Miller, 12-65 (.185); Tskitishvili, 3-11 (.273); Trepagnier, 2-4 (.500); Camby, 0-2 (.000); Nenê, 0-2, (.000); Andersen, 0-1, (.000); Elson, 0-1 (.000).
Nuggets: 331-995 (.336). Opponents: 376-1056 (.356).

2004-05 (WON 49, LOST 33)

PLAYER	G-GS	MIN	FG	FGA	PCT	FT	FTA	PCT	OFF	DEF	TOT	AST	PF	DQ	STL	TO	BLK	PTS	AVG
Anthony	75-75	2608	530	1230	.431	42	158	.266	141	285	426	194	229	1	68	224	30	1558	20.8
Martin	70-67	2272	444	907	.490	199	308	.646	146	365	511	170	228	4	100	149	78	1087	15.5
Miller	82-82	2852	427	895	.477	253	302	.838	100	238	338	569	204	1	121	220	8	1113	13.6
Boykins	82-5	2162	340	824	.413	279	303	.921	37	106	143	372	122	0	78	121	12	1015	12.4
Camby	66-66	2015	279	600	.465	125	173	.723	131	530	661	152	177	0	61	103	199	683	10.3
Lenard	3-1	54	10	26	.385	5	8	.625	0	6	6	6	2	0	1	2	0	29	9.7
Nenê	55-18	1317	194	386	.503	140	212	.660	104	221	325	84	167	0	50	94	48	528	9.6
D. Johnson	71-40	1232	185	371	.499	80	101	.792	43	108	151	75	140	0	43	65	18	503	7.1
Person (TOT)	41-3	667	107	226	.473	9	13	.692	3	80	83	39	30	0	19	17	4	264	6.4
Person (DEN)	25-0	461	82	169	.485	5	9	.556	2	59	61	28	24	0	13	10	4	202	8.1
Buckner	70-41	1522	160	303	.528	63	81	.778	66	142	208	133	169	0	75	49	6	432	6.2
White	42-2	531	98	227	.432	21	34	.618	20	54	74	36	51	0	30	27	10	236	5.6
Najera (TOT)	68-4	1185	145	322	.450	58	91	.637	102	141	243	65	148	0	41	61	24	354	5.2
Najera (DEN)	26-0	575	75	150	.500	29	46	.630	49	76	125	28	77	0	23	29	14	179	6.9
Russell	70-2	1026	95	252	.377	61	77	.792	50	122	172	72	130	0	44	35	11	307	4.4
Elson	67-11	939	101	216	.468	45	79	.570	61	140	201	34	129	1	34	40	41	248	3.7
Flores (TOT)	16-0	77	14	29	.483	2	2	1.000	1	2	3	11	9	0	2	11	0	35	2.2
Flores (DEN)	1-0	4	1	2	.500	0	0	---	1	0	1	0	0	0	0	0	0	3	3.0
Tskitishvili	23-0	158	15	51	.294	4	7	.571	11	18	29	4	24	0	8	14	8	34	1.5
Pope	9-0	27	2	6	.333	0	0	---	5	3	8	1	5	0	1	1	2	4	0.4
NUGGETS	**82**	**19755**	**3038**	**6615**	**.459**	**320**	**2313**	**.763**	**967**	**2473**	**3440**	**1958**	**1878**	**7**	**750**	**1224**	**489**	**8161**	**99.5**
OPPONENTS	**82**	**19755**	**2950**	**6606**	**.447**	**463**	**2189**	**.746**	**975**	**2441**	**3416**	**1778**	**1960**	**19**	**636**	**1342**	**458**	**7995**	**97.5**

Three-Point Field Goals: Boykins, 56-166 (.337); Russell, 56-149 (.376); D. Johnson, 53-148 (.358); Buckner, 49-121 (.405); Anthony, 42-158 (.266); Person, 33-68 (.485); White, 19-44 (.432); Miller, 6-39 (.154); Lenard, 4-12 (.333); Elson, 1-3 (.333); Flores, 1-1 (1.000); Martin, 0-12 (.000); Tskitishvili, 0-7 (.000); Najera, 0-6 (.000); Camby, 0-4 (.000); Nenê, 0-2 (.000).

Nuggets: 320-940 (.340). Opponents: 463-1342 (.345).

2005-06 (WON 44, LOST 38)

PLAYER	G-GS	MIN	FG	FGA	PCT	FT	FTA	PCT	OFF	DEF	TOT	AST	PF	DQ	STL	TO	BLK	PTS	AVG
Anthony	80-80	2941	756	1572	.481	573	709	.808	122	272	394	216	229	3	88	218	42	2122	26.5
Miller	82-82	2937	404	872	.463	313	424	.738	92	259	351	674	213	1	106	256	18	1126	13.7
Martin	56-49	1546	297	600	.495	121	170	.712	93	260	353	79	171	1	43	72	52	720	12.9
Camby	56-54	1857	302	649	.465	111	156	.712	132	536	668	115	158	1	79	92	184	716	12.8
Boykins	60-0	1542	271	661	.410	152	174	.874	21	60	81	230	73	0	48	83	4	756	12.6
Patterson (TOT)	71-22	1793	327	635	.515	203	338	.601	118	126	244	127	150	0	76	150	21	858	12.1
Patterson (DEN)	26-20	736	139	256	.543	65	112	.580	45	45	90	67	71	0	34	68	9	344	13.2
Lenard	12-6	238	42	103	.408	5	13	.385	2	26	28	18	21	0	8	11	2	99	8.3
Watson	46-10	975	121	282	.429	37	59	.627	17	69	86	160	95	1	37	75	7	347	7.5
Buckner	73-27	1758	181	417	.434	43	55	.782	31	178	209	127	180	0	87	52	20	491	6.7
Johnson	58-21	924	132	306	.431	34	42	.810	19	77	96	55	86	0	25	46	26	354	6.1
Evans (TOT)	67-25	1393	131	268	.489	115	217	.530	171	331	502	38	166	0	40	85	10	377	5.6
Evans (DEN)	26-2	605	43	95	.453	49	97	.505	57	169	226	15	71	0	16	44	5	135	5.2
Najera	64-3	1449	127	301	.422	89	114	.781	128	197	325	52	165	0	53	54	34	347	5.4
Elson	72-54	1579	151	284	.532	49	74	.662	99	240	339	47	211	0	54	65	45	352	4.9
Smith (TOT)	22-4	210	30	72	.417	5	8	.625	3	13	16	9	28	0	5	4	6	80	3.6
Smith (DEN)	1-0	2	0	1	.000	0	0	---	0	0	0	0	1	0	0	0	0	0	0.0
Kleiza	61-2	519	77	173	.445	57	81	.704	38	78	116	15	87	0	10	16	13	213	3.5
Eisley (TOT)	32-0	394	34	103	.330	20	24	.833	3	30	33	69	34	0	11	21	2	101	3.2
Eisley (DEN)	19-0	282	30	86	.349	20	24	.833	2	17	19	44	23	0	8	18	2	92	4.8
Hodge	14-0	33	5	13	.385	3	8	.375	5	2	7	6	7	0	2	8	0	13	0.9
Nenê	1-0	3	0	1	.000	0	0	---	0	0	0	0	1	0	0	2	0	0	0.0
Russell	1-0	3	0	0	---	0	0	---	0	1	1	1	0	0	0	0	0	0	0.0
NUGGETS	**82**	**19930**	**3078**	**6672**	**.461**	**1721**	**2312**	**.744**	**903**	**2486**	**3389**	**1921**	**1863**	**7**	**698**	**1216**	**463**	**8227**	**100.3**
OPPONENTS	**82**	**19930**	**3070**	**6764**	**.454**	**1538**	**2090**	**.736**	**965**	**2469**	**3434**	**1959**	**1911**	**28**	**586**	**1323**	**436**	**8208**	**100.1**

Three-Point Field Goals: Buckner, 86-243 (.354); Watson, 68-172 (.395); Boykins, 62-179 (.346); Johnson, 56-160 (.350); Anthony, 37-152 (.243); Eisley, 12-38 (.316); Lenard, 10-35 (.286); Martin, 5-22 (.227); Miller, 5-27 (.185); Najera, 4-12 (.333); Kleiza, 2-13 (.154); Camby, 1-11 (.091); Elson, 1-5 (.200); Patterson, 1-6 (.167); Smith, 0-1 (.000).

Nuggets: 350-1076 (.325). Opponents: 530-1480 (.358).

2006-07 (WON 45, LOST 37)

PLAYER	G-GS	MIN	FG	FGA	PCT	FT	FTA	PCT	OFF	DEF	TOT	AST	PF	DQ	STL	TO	BLK	PTS	AVG
Anthony	65-65	2486	691	1453	.476	459	568	.808	143	248	391	249	203	1	77	234	23	1881	28.9
Iverson (TOT)	65-64	2761	581	1313	.442	485	610	.795	23	170	193	468	95	0	123	268	13	1709	26.3
Iverson (DEN)	50-49	2121	430	947	.454	331	436	.759	16	136	152	359	74	0	90	202	12	1241	24.8
Boykins	31-4	877	156	378	.413	119	131	.908	23	40	63	132	31	0	25	52	2	472	15.2
Miller	23-23	822	117	248	.472	62	85	.729	25	79	104	209	58	1	37	70	4	300	13.0
J.R. Smith	63-24	1471	284	644	.441	102	126	.810	30	113	143	91	147	1	49	85	9	819	13.0
Nenê	64-42	1715	294	516	.570	195	283	.689	150	299	449	77	209	3	62	127	59	783	12.2
Camby	70-70	2369	312	659	.473	161	221	.729	164	652	816	223	183	2	87	122	231	785	11.2
Martin	2-2	63	8	16	.500	3	12	.250	6	14	20	1	10	0	0	5	0	19	9.5
Kleiza	79-14	1488	200	474	.422	115	135	.852	77	189	266	45	200	0	28	79	14	598	7.6
Najera	75-36	1658	204	354	.576	88	123	.715	131	179	310	64	207	3	73	56	26	497	6.6
Blake (TOT)	82-42	2224	209	509	.411	43	64	.672	21	148	169	408	121	0	61	129	8	528	6.4
Blake (DEN)	49-40	1642	164	380	.432	32	44	.727	14	110	124	324	72	0	51	101	5	408	8.3
Jo. Smith	11-0	148	23	48	.479	10	12	.833	13	27	40	3	23	0	6	13	7	56	5.1
Evans	66-11	1127	117	215	.544	91	183	.497	156	304	460	45	144	0	42	95	16	325	4.9
Diawara	64-19	1177	100	292	.342	35	53	.660	27	83	110	55	132	0	30	37	7	284	4.4
Johnson	39-7	419	50	154	.325	16	21	.762	10	47	57	17	39	0	16	27	12	135	3.5
Carter	2-0	37	3	8	.375	0	0	---	0	3	3	11	4	0	0	6	1	6	3.0
Hodge	4-1	37	2	5	.400	2	2	1.000	1	2	3	10	3	0	3	1	0	6	1.5
Sampson	22-3	125	9	14	.643	6	14	.429	15	33	48	5	17	0	2	10	7	24	1.1
Wafer (TOT)	1-0	1	0	1	.000	0	0	---	0	0	0	0	0	0	0	0	0	0	0.0
NUGGETS	**82**	**19780**	**3164**	**6805**	**.465**	**1827**	**2449**	**.746**	**1001**	**2558**	**3559**	**1920**	**1756**	**11**	**678**	**1352**	**435**	**8639**	**105.4**
OPPONENTS	**82**	**19780**	**3257**	**7088**	**.460**	**1438**	**1945**	**.739**	**1006**	**2461**	**3467**	**2010**	**1946**	**14**	**680**	**1343**	**424**	**8506**	**103.7**

Three-Point Field Goals: J.R. Smith, 149-382 (.390); Kleiza, 83-221 (.376); Blake (TOT), 67-208 (.322); Blake (DEN), 48-140 (.343); Iverson (TOT), 62-197 (.315); Iverson (DEN), 50-144 (.347); Diawara, 49-170 (.288); Boykins, 41-110 (.373); Anthony, 40-149 (.268; Johnson, 19-88 (.216); Miller, 4-16 (.250); Najera, 1-12 (.083); Camby, 0-2 (.000); Carter, 0-2 (.000); Martin, 0-1 (.000); Nenê, 0-1 (.000); Sampson, 0-1 (.000); Jo. Smith, 0-1 (.000); Wafer (TOT), 0-1 (.000); Evans, 0-0 (.000); Hodge, 0-0 (.000).

Nuggets: 484-1440 (.336). Opponents: 554-1569 (.353).

2007-08 (WON 50, LOST 32)

PLAYER	G-GS	MIN	FG	FGA	PCT	FT	FTA	PCT	OFF	DEF	TOT	AST	PF	DQ	STL	TO	BLK	PTS	AVG
Iverson	82-82	3424	712	1556	.458	645	797	.809	47	196	243	586	109	0	160	245	12	2164	26.4
Anthony	77-77	2806	728	1481	.492	464	590	.786	178	393	571	259	253	2	98	253	39	1978	25.7
Martin	71-71	2160	376	699	.538	123	212	.580	105	356	461	90	235	3	88	91	85	877	12.4
Smith	74-0	1421	311	674	.461	128	178	.719	43	109	152	128	144	0	62	112	12	907	12.3
Kleiza	79-13	1889	311	659	.472	164	213	.770	92	241	333	95	181	0	44	89	19	880	11.1
Camby	79-79	2757	286	635	.450	143	202	.708	230	807	1037	259	216	2	84	118	285	721	9.1
Carter	70-67	1960	218	476	.458	64	85	.753	27	173	200	388	172	2	108	124	28	545	7.8
Najera	78-3	1664	174	368	.473	63	89	.708	113	224	337	95	199	3	69	59	40	464	5.9
Nenê	16-1	266	29	71	.408	27	49	.551	30	57	87	15	46	1	9	21	14	85	5.3
Atkins	24-0	352	42	122	.344	4	9	.444	3	28	31	47	27	0	9	10	1	113	4.7
Jones (TOT)	47-2	530	60	140	.429	40	51	.784	29	63	92	28	85	0	15	28	3	178	3.8
Jones (DEN)	25-0	222	26	64	.406	23	28	.821	11	27	38	11	46	0	5	14	1	84	3.4
Wilks	8-0	122	10	23	.435	2	2	1.000	4	8	12	6	9	0	5	5	0	24	3.0
Diawara	54-14	542	55	134	.410	22	31	.710	23	39	62	37	61	1	8	16	3	153	2.8
Hunter	19-2	120	15	28	.536	9	20	.450	10	19	29	0	20	0	0	7	6	39	2.1
Green (TOT)	17-0	74	7	25	.280	11	12	.917	0	10	10	11	5	0	2	9	0	27	1.6
Green (DEN)	9-0	30	3	9	.333	3	4	.750	0	6	6	3	2	0	1	2	0	10	1.1
Wafer	21-0	90	10	38	.263	6	8	.750	1	9	10	5	4	0	2	11	1	27	1.3
McCoy	6-1	33	1	1	1.000	1	2	.500	1	6	7	0	7	0	0	4	5	3	0.5
NUGGETS	**82**	**19855**	**3307**	**7038**	**.470**	**1891**	**2519**	**.751**	**918**	**2698**	**3616**	**2024**	**1731**	**14**	**752**	**1203**	**551**	**9074**	**110.7**
OPPONENTS	**82**	**19855**	**3334**	**7303**	**.457**	**1481**	**2028**	**.730**	**1042**	**2680**	**3722**	**2107**	**1950**	**15**	**644**	**1343**	**393**	**8770**	**107.0**

Three-Point Field Goals: Smith, 157-390 (.403); Iverson, 95-275 (.345); Kleiza, 94-277 (.339); Anthony, 58-164 (.354); Najera, 53-147 (.361); Carter, 45-129 (.349); Atkins, 25-79 (.316); Diawara, 21-66 (.318); Jones (TOT), 18-53 (.340); Jones (DEN), 9-23 (.391); Camby, 6-20 (.300); Wilks, 2-5 (.400); Martin, 2-11 (.182); Green (TOT), 2-11 (.182); Green (DEN), 1-3 (.333); Wafer, 1-15 (.067); Nenê, 0-1 (.000); Hunter, 0-0 (.000); McCoy, 0-0 (.000).
Nuggets: 569-1605 (.355). Opponents: 621-1710 (.363).

2008-09 (WON 54, LOST 28)

PLAYER	G-GS	MIN	FG	FGA	PCT	FT	FTA	PCT	OFF	DEF	TOT	AST	PF	DQ	STL	TO	BLK	PTS	AVG
Anthony	66-66	2277	535	1207	.443	371	468	.793	106	344	450	222	195	1	75	199	24	1504	22.8
Iverson	3-3	123	18	40	.450	18	25	.720	3	5	8	20	3	0	3	10	1	56	18.7
Billups (TOT)	79-79	2788	410	980	.418	418	458	.913	32	207	239	506	161	0	93	177	18	1400	17.7
Billups (DEN)	77-77	2719	403	959	.420	409	448	.913	31	198	229	491	158	0	90	173	17	1375	17.9
Smith	81-18	2245	424	950	.446	205	272	.754	43	254	297	227	190	1	78	150	14	1233	15.2
Nenê	77-76	2510	428	709	.604	266	368	.723	183	415	598	108	278	5	95	147	101	1123	14.6
Martin	66-66	2111	318	648	.491	119	197	.604	81	314	395	132	201	1	96	104	74	769	11.7
Kleiza	82-7	1824	289	646	.447	148	204	.725	92	235	327	64	155	0	31	82	14	813	9.9
Andersen	71-1	1460	160	292	.548	130	181	.718	163	279	442	31	174	1	41	69	175	452	6.4
Jones	79-71	1426	154	336	.458	110	151	.728	58	110	168	78	199	0	49	68	19	429	5.4
Carter	78-5	1787	167	386	.433	57	78	.731	40	165	205	364	142	0	96	155	13	412	5.3
Balkman	53-10	780	110	197	.558	42	65	.646	86	117	203	34	98	1	47	35	23	264	5.0
Petro (TOT)	49-22	559	73	176	.415	16	29	.552	42	116	158	16	107	0	19	28	15	162	3.3
Petro (DEN)	27-10	217	27	63	.429	6	14	.429	15	48	63	10	56	0	3	13	10	60	2.2
Hart (TOT)	39-2	348	30	94	.319	18	23	.783	13	33	46	48	39	0	12	22	4	78	2.0
Hart (DEN)	11-0	36	5	10	.500	3	4	.750	1	3	4	5	4	0	0	3	0	13	1.2
Atkins	14-0	115	9	27	.333	4	4	1.000	0	6	6	28	5	0	2	10	1	27	1.9
Weems	12-0	55	8	25	.320	3	8	.375	0	4	4	3	8	0	1	6	0	19	1.6
Howard	3-0	22	1	2	.500	0	0	---	1	3	4	2	4	0	1	0	1	2	0.7
Samb	6-0	24	2	13	.154	0	0	---	2	7	9	1	4	0	2	2	5	4	0.7
NUGGETS	**82**	**19730**	**3058**	**6510**	**.470**	**1891**	**2487**	**.760**	**905**	**2507**	**3412**	**1820**	**1874**	**10**	**710**	**1257**	**492**	**8555**	**104.3**
OPPONENTS	**82**	**19730**	**2966**	**6738**	**.440**	**1742**	**2228**	**.782**	**991**	**2391**	**3382**	**1756**	**1944**	**18**	**648**	**1265**	**447**	**8275**	**100.9**

Three-Point Field Goals: Jones, 11-17 (.647); Billups (DEN), 160-390 (.410); Billups (TOT), 162-397 (.408); Smith, 180-453 (.397); Anthony, 63-170 (.371); Martin, 14-38 (.368); Kleiza, 87-267 (.326); Atkins, 5-17 (.294); Balkman, 2-7 (.286); Iverson, 2-8 (.250); Carter, 21-88 (.239); Andersen, 2-10 (.200); Nenê, 1-5 (.200); Hart (TOT), 0-6 (.000); Hart (DEN), 0-2 (.000); Weems, 0-3 (.000); Petro (TOT), 0-2 (.000); Petro (DEN), 0-1 (.000); Samb, 0-1 (.000); Howard, 0-0 (.000).
Nuggets: 548-1477 (.371). Opponents: 601-1643 (.366).

2009-10 (WON 53, LOST 29)

PLAYER	G-GS	MIN	FG	FGA	PCT	FT	FTA	PCT	OFF	DEF	TOT	AST	PF	DQ	STL	TO	BLK	PTS	AVG
Anthony	69-69	2634	688	1502	.458	508	612	.830	152	302	454	222	225	2	88	209	30	1943	28.2
Billups	73-73	2490	402	962	.418	466	512	.910	25	203	228	409	153	1	82	177	9	1427	19.5
Smith	75-0	2076	428	1033	.414	142	201	.706	28	206	234	183	174	1	99	139	20	1156	15.4
Nenê	82-82	2755	421	717	.587	293	416	.704	166	461	627	203	281	7	115	125	82	1135	13.8
Martin	58-58	1986	283	620	.456	93	167	.557	142	404	546	109	186	2	72	91	61	667	11.5
Afflalo	82-75	2230	272	585	.465	72	98	.735	59	193	252	138	225	1	46	74	30	724	8.8
Lawson	65-8	1316	201	390	.515	106	140	.757	42	82	124	203	89	0	48	82	2	542	8.3
Andersen	76-0	1692	142	251	.566	164	236	.695	147	336	483	33	171	1	42	59	143	448	5.9
Graham	63-18	759	105	202	.520	54	73	.740	39	84	123	22	104	0	23	43	7	266	4.2
Karl (TOT)	7-1	113	11	32	.344	4	6	.667	4	14	18	15	14	1	3	10	1	28	4.0
Petro	36-16	436	54	101	.535	14	21	.667	32	97	129	14	80	0	10	23	13	122	3.4
Carter	54-7	859	76	181	.420	11	13	.846	17	72	89	160	72	0	39	58	13	180	3.3
Allen	51-3	456	46	116	.397	12	13	.923	36	46	82	16	68	0	11	22	5	105	2.1
Balkman	13-1	91	6	18	.333	2	6	.333	4	19	23	7	16	0	8	6	2	14	1.1
NUGGETS	**82**	**19780**	**3124**	**6678**	**.468**	**1937**	**2508**	**.772**	**889**	**2505**	**3394**	**1719**	**1844**	**15**	**683**	**1136**	**417**	**8729**	**106.5**
OPPONENTS	**82**	**19780**	**3088**	**6766**	**.456**	**1695**	**2207**	**.768**	**955**	**2513**	**3468**	**1723**	**1943**	**9**	**578**	**1235**	**438**	**8394**	**102.4**

Three-Point Field Goals: Afflalo, 108-249 (.434); Lawson, 34-83 (.410); Billups, 157-407 (.386); Smith, 158-467 (.338); Anthony, 59-187 (.316); Martin, 8-29 (.276); Carter, 17-63 (.270); Karl (TOT), 2-11 (.182); Allen, 1-6 (.167); Graham, 2-13 (.154); Balkman, 0-7 (.000); Andersen, 0-3 (.000); Nenê, 0-2 (.000); Petro, 0-1 (.000).
Nuggets: 544-1517 (.359). Opponents: 523-1498 (.349).

2010-11 (WON 50, LOST 32)

PLAYER	G-GS	MIN	FG	FGA	PCT	FT	FTA	PCT	OFF	DEF	TOT	AST	PF	DQ	STL	TO	BLK	PTS	AVG
Anthony	50-50	1774	437	967	.452	343	417	.823	77	305	382	140	134	2	43	142	31	1259	25.2
Billups	51-51	1646	235	536	.438	265	287	.923	12	113	125	271	94	0	52	129	12	840	16.5
Gallinari (TOT)	62-60	2104	265	640	.414	337	391	.862	59	246	305	104	144	0	51	83	27	970	15.6
Gallinari (DEN)	14-12	433	54	131	.370	78	101	.772	11	65	76	22	27	0	13	25	9	206	14.7
Felton (TOT)	75-54	2737	427	1005	.425	194	241	.805	48	221	269	625	150	0	125	221	11	1164	15.5
Felton (DEN)	21-0	663	88	204	.431	37	60	.617	8	67	75	137	37	0	28	45	0	241	11.5
Chandler (TOT)	72-49	2400	429	953	.450	130	161	.807	75	333	408	120	199	2	48	104	94	1100	15.3
Chandler (DEN)	21-19	642	101	241	.419	34	42	.810	13	92	105	34	47	0	14	37	24	262	12.5
Nene	75-75	2291	402	654	.615	286	402	.711	145	426	571	149	238	5	84	134	73	1091	14.5
Afflalo	69-69	2324	312	627	.498	138	163	.847	45	206	251	168	153	2	34	71	31	867	12.6
Smith	79-6	1968	341	784	.435	163	221	.738	45	277	322	175	173	0	92	100	16	969	12.3
Lawson	80-31	2103	346	688	.503	172	225	.764	67	142	209	377	133	1	80	137	4	933	11.7
Harrington	73-3	1665	281	675	.416	86	117	.735	76	256	332	101	202	4	39	106	10	765	10.5
Martin	48-48	1233	185	362	.511	42	72	.583	67	230	297	109	136	2	43	59	35	414	8.6
Andersen	45-0	732	82	137	.599	86	135	.637	75	144	219	20	79	1	23	25	58	250	5.6
Forbes	63-11	791	124	273	.454	59	87	.678	28	88	116	49	77	0	23	46	6	326	5.2
Williams	42-32	713	82	181	.453	34	46	.739	74	149	223	19	92	0	18	37	22	198	4.7
Mozgov (TOT)	45-14	524	63	133	.474	37	52	.712	46	75	121	15	84	1	15	35	25	163	3.6
Mozgov (DEN)	11-0	66	11	21	.524	6	8	.750	5	12	17	0	8	0	1	3	2	28	2.5
Koufos (TOT)	50-2	434	68	150	.453	24	43	.558	57	73	130	7	59	0	10	31	25	160	3.2
Koufos (DEN)	11-1	98	21	42	.500	12	19	.632	15	18	33	0	9	0	2	6	5	54	4.9
Balkman	5-0	44	5	9	.556	3	4	.750	1	3	4	2	11	0	3	0	2	13	2.6
Ely	30-2	366	28	51	.549	13	21	.619	27	47	74	14	50	1	4	14	11	69	2.3
Carter	14-0	153	10	30	.333	2	2	1.000	0	12	12	26	19	0	9	14	1	26	1.9
NUGGETS	**82**	**19705**	**3145**	**6613**	**.476**	**1859**	**2429**	**.765**	**791**	**2652**	**3443**	**1813**	**1719**	**18**	**605**	**1157**	**352**	**8811**	**107.5**
OPPONENTS	**82**	**19705**	**3153**	**6876**	**.459**	**1539**	**2036**	**.756**	**864**	**2525**	**3389**	**1820**	**1864**	**7**	**611**	**1127**	**488**	**8421**	**102.7**

Three-Point Field Goals: Smith, 124-318 (.390); Harrington, 117-328 (.357); Felton (TOT), 116-329 (.353); Felton (DEN), 28-61 (.459); Chandler (TOT), 112-320 (.350); Chandler (DEN), 26-75 (.347); Billups, 105-238 (.441); Afflalo, 105-248 (.423); Gallinari (TOT), 103-293 (.352); Gallinari (DEN), 20-54 (.370); Lawson, 69-171 (.404); Anthony, 42-126 (.333); Forbes, 19-58 (.328); Carter, 4-12 (.333); Martin, 2-9 (.222); Nene, 1-5 (.200); Andersen, 0-1 (.000); Koufos (TOT), 0-2 (.000); Koufos (DEN), 0-0 (.000); Balkman, 0-0 (.000); Ely, 0-0 (.000); Mozgov (TOT), 0-0 (.000); Mozgov (DEN), 0-0 (.000); Williams, 0-0 (.000).
Nuggets: 662-1704 (.388). Opponents: 576-1675 (.344) .

2011-12 (WON 38, LOST 28)

PLAYER	G-GS	MIN	FG	FGA	PCT	FT	FTA	PCT	OFF	DEF	TOT	AST	PF	DQ	STL	TO	BLK	PTS	AVG
Lawson	61-61	2124	374	767	.488	178	216	.824	54	173	227	401	94	0	82	149	6	999	16.4
Afflalo	62-62	2086	329	699	.471	197	247	.798	40	157	197	149	134	0	36	85	13	943	15.2
Gallinari	43-40	1351	193	466	.414	182	209	.871	28	174	202	116	86	0	42	68	23	628	14.6
Harrington	64-1	1761	345	773	.446	119	176	.676	72	318	390	88	181	0	58	112	12	910	14.2
Nene	28-27	826	143	281	.509	90	133	.677	43	165	208	61	69	0	36	77	25	376	13.4
McGee (TOT)	61-45	1535	307	552	.556	77	167	.461	163	314	477	31	166	0	35	87	132	691	11.3
McGee (DEN)	20-5	411	93	152	.612	19	51	.373	36	79	115	6	48	0	10	19	31	205	10.3
Faried	46-39	1037	181	309	.586	109	164	.665	142	210	352	36	116	0	34	54	47	471	10.2
A. Miller	66-7	1809	242	552	.438	137	169	.811	53	168	221	441	133	0	63	177	9	639	9.7
Chandler	8-6	215	31	79	.392	10	12	.833	6	35	41	17	18	0	6	18	6	75	9.4
Brewer	59-17	1287	201	463	.434	90	130	.692	43	107	150	88	113	0	72	56	17	525	8.9
Fernandez	31-1	710	99	225	.440	30	43	.698	9	56	65	75	37	0	31	40	3	268	8.6
Koufos	48-24	792	115	192	.599	33	55	.600	95	163	258	15	96	1	24	33	41	263	5.5
Mozgov	44-35	687	100	190	.526	39	57	.684	53	126	179	22	86	0	15	53	42	239	5.4
Andersen	32-1	486	59	108	.546	50	82	.610	48	100	148	6	52	1	19	17	46	168	5.3
Hamilton	26-2	258	48	111	.432	2	5	.400	11	51	62	20	15	0	4	16	3	115	4.4
Carroll	4-0	21	6	6	1.000	0	0	---	0	3	3	3	1	0	0	2	0	12	3.2
Stone	22-2	179	13	31	.419	8	11	.727	5	20	25	37	18	0	8	11	6	36	1.6
NUGGETS	**66**	**16040**	**2572**	**5404**	**.476**	**1293**	**1760**	**.735**	**738**	**2105**	**2843**	**1581**	**1297**	**2**	**540**	**1015**	**330**	**6872**	**104.1**
OPPONENTS	**66**	**16040**	**2541**	**5569**	**.456**	**1029**	**1356**	**.759**	**730**	**1928**	**2658**	**1528**	**1452**	**9**	**524**	**1028**	**439**	**6682**	**101.2**

Three-Point Field Goals: Harrington, 101-303 (.333); Afflalo, 88-221 (.398); Lawson, 73-200 (.365); Gallinari, 60-183 (.328); Fernandez, 40-122 (.328); Brewer, 33-127 (.260); Miller, 18-83 (.217); Hamilton, 17-47 (.362); Chandler, 3-12 (.250); Stone, 2-11 (.182); Nene, 0-2 (.000); Andersen, 0-0 (.000); Carroll, 0-0 (.000); Koufos 0-0 (.000); McGee, 0-0 (.000); Mozgov, 0-0 (.000).
Nuggets: 435-1311 (.332). Opponents: 571-1489 (.383) .

2012-13 (WON 57, LOST 25)

PLAYER	G-GS	MIN	FG	FGA	PCT	FT	FTA	PCT	OFF	DEF	TOT	AST	PF	DQ	STL	TO	BLK	PTS	AVG
Lawson	73-71	2513	448	971	.461	235	311	.756	36	162	198	501	135	0	107	182	8	1216	16.7
Gallinari	71-71	2309	364	871	.418	286	348	.822	65	302	367	176	130	0	64	111	36	1149	16.2
Chandler	43-8	1079	210	455	.462	88	111	.793	45	173	218	58	119	0	45	60	12	560	13.0
Iguodala	80-80	2779	396	879	.451	155	270	.574	82	341	423	433	127	0	139	206	52	1038	13.0
Brewer	82-2	2003	375	883	.425	149	216	.690	55	180	235	124	154	0	118	102	23	990	12.1
Faried	80-80	2248	380	689	.552	163	266	.613	260	474	734	77	234	1	81	113	83	923	11.5
A. Miller	82-11	2151	303	632	.479	163	194	.840	60	178	238	484	159	0	73	172	11	786	9.6
McGee	79-0	1433	303	527	.575	110	186	.591	158	223	381	24	184	1	30	90	157	717	9.1
Koufos	81-81	1817	295	508	.581	58	104	.558	211	351	562	32	246	4	44	53	103	648	8.0
Fournier	38-4	428	75	152	.493	30	39	.769	6	29	35	44	65	0	19	32	1	202	5.3
Hamilton	40-1	397	84	201	.418	13	26	.500	32	63	95	23	24	0	15	19	8	208	5.2
Randolph	39-0	329	56	114	.491	31	45	.689	29	66	95	12	41	0	19	37	21	143	3.7
Mozgov	41-1	366	44	87	.506	20	26	.769	50	57	107	9	57	1	6	25	18	108	2.6
Stone	4-0	28	2	2	1.000	3	4	.750	2	1	3	2	4	0	1	2	0	7	1.8
Q. Miller	7-0	26	4	12	.333	1	2	.500	1	1	2	3	3	0	1	1	0	9	1.3
NUGGETS	**82**	**19905**	**3339**	**6983**	**.478**	**1505**	**2148**	**.701**	**1092**	**2601**	**3693**	**2002**	**1682**	**7**	**762**	**1253**	**533**	**8704**	**106.1**
OPPONENTS	**82**	**19905**	**3121**	**7025**	**.444**	**1358**	**1858**	**.731**	**1020**	**2391**	**3411**	**1936**	**1775**	**11**	**658**	**1305**	**554**	**8287**	**101.1**

Three-Point Field Goals: Gallinari, 135-362 (.373); Brewer, 91-307 (.296); Iguodala, 91-287 (.317); Lawson, 85-232 (.366); Chandler, 52-126 (.413); Hamilton, 27-73 (.370); Fournier, 22-54 (.407); A. Miller, 17-64 (.266); McGee, 1-1 (1.000); Randolph, 0-8 (.000); Mozgov, 0-2, (.000); Koufos, 0-1 (.000); Q. Miller, 0-1 (.000).
Nuggets: 521-1518 (.343). Opponents: 687-1894 (.363).

2013-14 (WON 36, LOST 46)

PLAYER	G-GS	MIN	FG	FGA	PCT	FT	FTA	PCT	OFF	DEF	TOT	AST	PF	DQ	STL	TO	BLK	PTS	AVG
Lawson	62-61	2222	347	806	.431	324	406	.798	40	175	215	543	113	1	100	200	10	1090	17.6
Faried	80-77	2178	447	820	.545	202	311	.650	238	446	684	86	193	0	70	135	69	1096	13.7
Chandler	62-55	1927	307	738	.416	110	152	.724	58	236	294	114	193	4	46	79	31	846	13.6
Foye	81-78	2485	361	875	.413	157	185	.849	36	196	232	287	205	4	67	145	39	1068	13.2
Hickson	69-52	1859	332	654	.508	150	290	.517	206	426	632	96	177	0	47	128	51	814	11.8
Robinson	44-1	866	164	383	.428	71	85	.835	21	60	81	112	92	0	36	58	4	457	10.4
Mozgov	82-30	1770	285	545	.523	196	260	.754	171	357	528	62	213	3	27	122	100	770	9.4
Brooks (TOT)	72-12	1557	233	581	.401	83	95	.874	43	97	140	233	146	0	52	117	13	645	9.0
Brooks (DEN)	29-12	841	129	318	.406	46	51	.902	20	58	78	150	70	0	27	66	7	346	11.9
Fournier	76-4	1504	228	554	.419	93	123	.756	34	168	202	112	179	1	34	100	7	638	8.4
McGee	5-5	80	17	38	.447	1	1	1.000	10	7	17	2	16	0	1	8	7	35	7.0
Hamilton	39-11	670	99	254	.390	23	31	.742	23	110	133	34	31	0	31	27	13	266	6.8
Arhtur	68-1	1161	162	410	.395	53	62	.855	52	158	210	61	185	3	39	58	47	401	5.9
A. Miller	30-2	570	66	144	.458	35	47	.745	16	57	73	100	32	0	15	33	7	176	5.9
Q. Miller	52-16	789	94	256	.367	39	55	.709	36	111	147	26	70	0	22	48	32	257	4.9
Randolph	43-5	527	68	176	.386	52	69	.754	20	102	122	32	64	0	26	39	19	206	4.8
Vesely (TOT)	54-1	776	89	173	.514	19	56	.339	81	110	191	21	121	3	53	36	35	197	3.6
Vesely (DEN)	21-0	306	41	81	.506	11	26	.423	28	50	78	11	57	2	27	14	16	93	4.4
NUGGETS	**82**	**19755**	**3147**	**7042**	**.447**	**1563**	**2154**	**.726**	**1009**	**2717**	**3726**	**1838**	**1890**	**18**	**615**	**1305**	**459**	**8559**	**104.4**
OPPONENTS	**82**	**19755**	**3238**	**7086**	**.457**	**1654**	**2168**	**.763**	**930**	**2665**	**3595**	**1843**	**1778**	**11**	**694**	**1178**	**4569**	**8735**	**106.5**

Three-Point Field Goals: Foye, 189-498 (.380); Chandler, 122-351 (.348); Fournier, 89-237 (.376); Lawson, 72-202 (.356); Robinson, 58-154 (.377); Hamilton, 45-129 (.349); Brooks (DEN), 42-116 (.362); Q. Miller, 30-94 (.319); Arthur, 24-64 (.375); Randolph, 18-61 (.295); A. Miller, 9-18 (.500); Mozgov, 4-24 (.167); Hickson, 0-8 (.000); Faried, 0-3 (.000); McGee, 0-0 (---); Vesely (DEN), 0-0 (---).
Nuggets: 702-1959 (.358). Opponents: 605-1724 (.351) .

2014-15 (WON 30, LOST 52)

PLAYER	G-GS	MIN	FG	FGA	PCT	FT	FTA	PCT	OFF	DEF	TOT	AST	PF	DQ	STL	TO	BLK	PTS	AVG
Lawson	75-75	2665	404	926	.436	265	363	.730	42	192	234	720	120	0	92	185	9	1143	15.2
Afflalo	53-53	1750	281	657	.428	127	151	.841	21	159	180	101	108	0	32	83	5	771	14.5
Chandler	78-75	2471	418	975	.429	110	142	.775	96	379	475	134	231	2	58	110	29	1085	13.9
Faried	75-71	2086	373	736	.507	199	288	.691	242	426	668	89	211	2	62	118	57	946	12.6
Gallinari	59-27	1426	228	568	.401	171	191	.895	31	187	218	83	94	0	47	57	20	734	12.4
Foye	50-21	1087	148	402	.368	45	55	.818	9	76	85	119	97	0	34	60	11	435	8.7
Mozgov	35-35	897	117	232	.504	63	86	.733	91	181	272	16	114	2	15	47	41	299	8.5
Nelson (TOT)	63-29	1406	205	504	.407	24	36	.667	33	113	146	253	136	1	47	102	6	523	8.3
Nelson (DEN)	34-5	702	135	300	.450	11	19	.579	16	50	66	125	70	1	25	61	4	327	9.6
Hickson	73-8	1411	218	459	.475	116	201	.577	150	302	452	57	136	0	36	96	35	552	7.6
Nurkic	62-27	1103	171	383	.446	84	132	.636	125	257	382	50	207	6	52	86	68	426	6.9
Barton (TOT)	58-0	984	150	353	.425	74	94	.787	26	136	162	81	70	0	48	61	19	397	6.8
Barton (DEN)	28-0	683	112	253	.443	64	79	.810	23	105	128	54	50	0	34	44	15	307	11.0
Arhtur	58-4	988	155	384	.404	46	59	.780	53	118	171	57	146	2	48	47	26	382	6.6
Robinson	33-1	465	71	204	.348	26	40	.650	14	25	39	77	68	0	14	22	3	192	5.8
McGee	17-0	195	34	61	.557	20	29	.690	14	34	48	1	28	0	2	13	19	88	5.2
Gee	39-0	511	66	137	.482	48	65	.738	21	49	70	19	42	0	28	25	6	190	4.9
Lauvergne	24-1	268	36	89	.404	18	28	.643	27	50	77	13	43	1	8	22	10	93	3.9
Harris	55-6	719	66	217	.304	35	47	.745	21	43	64	29	71	0	39	38	7	188	3.4
Green	43-1	410	61	162	.377	10	12	.833	7	24	31	39	26	0	12	14	0	146	3.4
Clark (TOT)	30-0	192	19	55	.345	9	9	1.000	4	12	16	12	20	0	9	9	3	57	1.9
Clark (DEN)	7-0	31	4	11	.364	4	4	1.000	0	3	3	2	8	0	3	2	1	13	1.9
Franklin	3-0	13	1	2	.500	0	0	---	1	1	2	3	4	0	0	3	1	3	1.0
NUGGETS	**82**	**19880**	**3099**	**7158**	**.433**	**1462**	**1991**	**.734**	**1012**	**2653**	**3665**	**1788**	**1882**	**16**	**641**	**1166**	**367**	**8320**	**101.5**
OPPONENTS	**82**	**19880**	**3164**	**6909**	**.458**	**1652**	**2208**	**.748**	**899**	**2798**	**3697**	**1894**	**1698**	**8**	**611**	**1177**	**504**	**8611**	**105.5**

Three-Point Field Goals: Chandler, 139-406 (.342); Gallinari, 107-301 (.355); Foye, 94-263 (.357); Afflalo, 82-243 (.337); Lawson, 70-205 (.341); Nelson (DEN), 46-130 (.354); Arthur, 26-110 (.236); Robinson, 24-92 (.261); Harris, 21-103 (.204); Barton, 19-67 (.284); Green, 14-47 (.298); Gee, 10-24 (.417); Lauvergne, 3-16 (.188); Mozgov, 2-6 (.333); Faried, 1-8 (.125); Clark (DEN), 1-5 (.200); Franklin, 1-2 (.500); Hickson, 0-2 (.000); Nurkic, 0-2 (.000); McGee, 0-0. **Nuggets: 660-2032 (.325). Opponents: 631-1823 (.346) .**

2015-16 (WON 33, LOST 49)

PLAYER	G-GS	MIN	FG	FGA	PCT	FT	FTA	PCT	OFF	DEF	TOT	AST	PF	DQ	STL	TO	BLK	PTS	AVG
Gallinari	53-53	1839	287	700	.410	375	432	.868	52	229	281	135	87	1	42	77	19	1036	19.5
Barton	82-1	2353	425	983	.432	316	268	.806	59	417	476	203	147	0	71	139	39	1178	14.4
Mudiay	68-66	2068	329	905	.364	140	209	.670	32	200	232	372	141	1	65	217	35	872	12.8
Faried	67-64	1694	349	626	.558	136	22	.613	235	346	581	79	169	0	32	91	60	835	12.5
Harris	76-76	2439	359	765	.469	109	133	.820	54	166	220	147	143	0	97	98	18	932	12.3
Jokic	80-55	1733	307	600	.512	154	190	.811	181	379	560	189	208	3	79	104	50	796	10.0
Nurkic	32-3	547	101	242	.417	61	99	.616	65	110	175	40	91	0	24	55	44	263	8.2
Lauvergne	59-15	1041	195	380	.513	62	69	.899	77	213	290	56	115	1	13	54	15	465	7.9
Nelson	39-15	1036	113	307	.368	30	35	.857	19	96	115	190	100	1	25	66	5	299	7.7
Augustin (TOT)	62-0	1178	148	350	.423	103	128	.805	8	87	95	198	85	0	38	84	4	467	7.5
Augustin (DEN)	28-0	659	102	229	.445	77	94	.819	3	49	52	132	44	0	25	54	2	325	11.6
Arhtur	70-16	1516	221	489	.452	40	53	.755	86	207	293	96	185	1	53	66	48	527	7.5
Hickson	20-9	305	55	109	.505	27	59	.458	22	65	87	16	35	0	10	16	12	137	6.9
Foye	54-7	1070	117	333	.351	39	47	.830	16	89	105	112	83	0	26	58	16	323	6.0
Sampson (TOT)	73-40	1160	140	317	.442	80	122	.656	46	144	190	46	142	1	23	70	33	374	5.1
Sampson (DEN)	26-22	469	54	115	.470	18	25	.720	16	45	61	16	51	0	12	19	17	134	5.2
Toupane	21-0	305	25	70	.357	13	17	.765	8	23	31	15	40	0	7	6	6	76	3.6
Kilpatrick	8-0	82	8	21	.381	7	8	.875	2	4	6	3	7	0	2	4	0	27	3.4
Papanikolaou	26-6	294	24	66	.364	9	14	.643	8	32	40	16	24	0	13	21	5	67	2.6
Miller	47-2	373	22	62	.355	0	0	---	6	47	53	40	53	0	13	17	4	63	1.3
Green	3-0	7	0	1	.000	0	0	---	0	1	1	1	0	0	0	0	0	0	0.0
NUGGETS	**82**	**19830**	**3093**	**7003**	**.442**	**1513**	**1974**	**.766**	**941**	**2718**	**3659**	**1858**	**1723**	**8**	**609**	**1202**	**395**	**8355**	**101.9**
OPPONENTS	**82**	**19830**	**3182**	**6904**	**.461**	**1491**	**1958**	**.761**	**799**	**2700**	**3499**	**1924**	**1712**	**8**	**660**	**1122**	**517**	**8609**	**105.0**

Three-Point Field Goals: Barton, 112-325 (.345); Harris, 105-297 (.354); Gallinari, 87-239 (.364); Mudiay, 74-232 (.319); Foye, 50-169 (.296); Arthur, 45-117 (.385); Augustin (DEN), 44-107 (.411); Nelson, 43-144 (.299); Jokic, 28-84 (.333); Miller, 19-52 (.365); Toupane, 13-40 (.325); Lauvergne, 13-53 (.245); Papanikolaou, 10-32 (.313); Sampson (DEN), 8-29 (.276); Kilpatrick, 4-17 (.235); Faried, 1-2 (.500); Green, 0-1 (.000); Nurkic, 0-3 (.000); Hickson, 0-0. **Nuggets: 656-1943 (.338). Opponents: 754-2034 (.371) .**

2016-17 (WON 40, LOST 42)

PLAYER	G-GS	MIN	FG	FGA	PCT	FT	FTA	PCT	OFF	DEF	TOT	AST	PF	DQ	STL	TO	BLK	PTS	AVG
Gallinari	63-63	2134	335	750	.447	349	387	.902	39	286	325	135	93	0	40	82	15	1145	18.2
Jokic	73-59	2038	494	854	.578	188	228	.825	212	506	718	359	214	1	61	171	55	1221	16.7
Chandler	71-33	2197	433	939	.461	141	194	.727	103	357	460	141	172	2	51	114	30	1117	15.7
Harris	57-56	1782	320	637	.502	104	134	.776	48	130	178	164	92	0	71	76	8	851	14.9
Barton	60-19	1705	295	666	.443	143	190	.753	58	201	259	206	110	0	48	97	28	820	13.7
Mudiay	55-41	1406	208	551	.377	131	167	.784	29	149	178	217	95	0	41	123	13	603	11.0
Murray	82-10	1764	295	730	.404	106	120	.883	41	173	214	170	124	0	51	113	24	811	9.9
Faried	61-34	1296	228	416	.548	131	189	.693	183	279	462	55	124	0	43	59	40	587	9.6
Nelson	75-39	2045	268	604	.444	45	63	.714	28	164	192	385	197	0	54	128	8	687	9.2
Plumlee (TOT)	81-64	2148	334	623	.536	174	300	.580	170	435	605	284	226	3	69	134	92	842	10.4
Plumlee (DEN)	27-10	632	99	181	.547	47	76	.618	50	123	173	70	77	0	19	46	29	245	9.1
Nurkic	45-29	807	151	298	.507	56	113	.496	89	171	260	60	88	0	25	81	36	358	8.0
Arthur	41-7	639	95	215	.442	19	22	.864	25	87	112	42	76	0	19	36	21	262	6.4
Hernangomez	62-9	842	101	224	.451	57	76	.750	43	144	187	29	62	0	30	31	12	305	4.9
Beasley	22-1	165	33	73	.452	8	10	.800	5	12	17	11	10	0	7	8	0	83	3.8
O'Bryant	7-0	46	7	15	.467	4	4	1.000	5	6	11	2	4	0	0	3	1	20	2.9
Stokes	2-0	7	1	1	1.000	1	2	.500	1	1	2	2	3	0	1	0	0	3	1.5
Miller	20-0	151	9	23	.391	2	2	1.000	2	36	38	22	9	0	2	13	0	28	1.4
Gee	13-0	89	3	14	.214	5	9	.556	4	11	15	6	14	0	5	4	1	11	0.8
Hibbert	6-0	11	2	3	.667	0	0	---	1	1	2	1	3	0	0	1	2	4	0.7
NUGGETS	**82**	**19755**	**3377**	**7194**	**.469**	**1537**	**1986**	**.774**	**966**	**2837**	**3803**	**2077**	**1567**	**6**	**568**	**1226**	**323**	**9161**	**111.7**
OPPONENTS	**82**	**19755**	**3454**	**7248**	**.477**	**1403**	**1794**	**.782**	**770**	**2576**	**3346**	**1972**	**1653**	**11**	**681**	**982**	**404**	**9119**	**111.2**

Three-Point Field Goals: Gallinari, 126-324 (.389); Murray, 115-344 (.334); Chandler, 110-326 (.337); Harris, 107-255 (.420); Nelson, 106-273 (.388); Barton, 87-235 (.370); Mudiay, 56-178 (.315); Arthur, 53-117 (.453); Hernangomez, 46-113 (.407); Jokic, 45-139 (.324); Beasley, 9-28 (.321); Miller, 8-20 (.400); O'Bryant, 2-3 (.667); Gee, 0-3 (.000); Faried, 0-6 (.000); Plumlee, 0-6 (.000); Nurkic, 0-0 (---); Stokes, 0-0 (---); Hibbert, 0-0 (---). **Nuggets: 870-2365 (.368). Opponents: 808-2153 (.375).**

2017-18 (WON 46, LOST 36)

PLAYER	G-GS	MIN	FG	FGA	PCT	FT	FTA	PCT	OFF	DEF	TOT	AST	PF	DQ	STL	TO	BLK	PTS	AVG
Jokic	75-73	2443	504	1010	.499	266	313	.850	195	608	803	458	212	2	90	210	61	1385	18.5
G. Harris	67-65	2304	440	908	.485	134	162	.827	37	139	176	194	119	0	122	119	15	1170	17.5
Murray	81-80	2565	479	1062	.451	229	253	.905	82	215	297	274	173	2	79	172	28	1352	16.7
Barton	81-40	2683	465	1028	.452	182	226	.805	70	339	409	331	168	0	82	149	52	1268	15.7
Millsap	38-37	1143	202	435	.464	112	161	.696	65	180	245	105	99	1	39	73	44	555	14.6
Chandler	74-71	2346	281	631	.445	88	114	.772	102	296	398	159	156	2	43	92	39	738	10.0
Lyles	73-2	1391	270	550	.491	101	143	.706	55	292	347	91	111	1	30	61	34	724	9.9
Mudiay	42-0	752	129	322	.401	63	78	.808	16	78	94	121	47	0	21	72	4	359	8.5
D. Harris (TOT)	71-1	1340	187	454	.412	142	170	.835	12	115	127	152	158	1	47	76	12	595	8.4
D. Harris (DEN)	27-0	533	69	170	.406	49	58	.845	3	39	42	67	55	0	14	27	4	222	8.2
Plumlee	74-26	1439	221	368	.601	82	179	.458	132	268	400	142	184	2	49	103	81	524	7.1
Faried	32-7	461	76	148	.514	36	51	.706	68	85	153	18	51	0	12	23	13	188	5.9
Craig	39-5	629	62	137	.453	22	35	.629	40	87	127	25	63	0	12	20	15	163	4.2
Hernangomez	25-3	277	29	75	.387	10	12	.833	18	36	54	12	25	0	6	9	3	82	3.3
Morris	3-0	25	4	6	.667	2	2	1.000	0	2	2	7	1	0	3	1	0	10	3.3
Beasley	62-0	583	73	178	.410	22	33	.667	14	57	71	31	36	0	15	24	7	196	3.2
Arthur	19-1	141	22	47	.468	2	3	.667	3	12	15	9	22	0	8	15	3	54	2.8
Jefferson	20-0	163	12	27	.444	4	7	.571	2	15	17	15	11	0	2	5	1	30	1.5
Lydon	1-0	2	0	0	---	0	0	---	0	0	0	0	0	0	0	0	0	0	0.0
NUGGETS	**82**	**19880**	**3338**	**7102**	**.470**	**1404**	**1830**	**.767**	**902**	**2748**	**3650**	**2059**	**1533**	**11**	**627**	**1227**	**404**	**9020**	**110.0**
OPPONENTS	**82**	**19880**	**3386**	**7113**	**.476**	**1234**	**1671**	**.738**	**800**	**2613**	**3413**	**2028**	**1699**	**11**	**654**	**1131**	**391**	**8899**	**108.5**

Three-Point Field Goals: Murray, 165-436 (.378); G. Harris, 156-394 (.396); Barton, 156-422 (.370); Jokic, 111-280 (.396); Chandler, 88-246 (.358); Lyles, 83-218 (.381); D. Harris, 79-227 (.348); Millsap, 39-113 (.345); Mudiay, 38-102 (.373); Beasley, 28-82 (.341); Craig, 17-58 (.293); Hernangomez, 14-50 (.280); Arthur, 8-23 (.348); Jefferson, 2-7 (.286); Plumlee, 0-1 (.000); Faried, 0-1 (.000); Morris, 0-1 (.000); Tyler Lydon, 0-0 (.000). **Nuggets: 940-2536 (.371). Opponents: 893-2364 (.378).**

2018-19 (WON 54, LOST 28)

PLAYER	G-GS	MIN	FG	FGA	PCT	FT	FTA	PCT	OFF	DEF	TOT	AST	PF	DQ	STL	TO	BLK	PTS	AVG
Jokic	80-80	2504	616	1206	.511	289	352	.821	228	637	865	580	228	2	108	248	55	1604	20.1
Murray	75-74	2447	513	1173	.437	189	223	.848	65	252	317	363	153	0	67	158	27	1367	18.2
Harris	57-48	1639	270	637	.424	115	144	.799	41	119	160	127	113	0	55	68	19	737	12.9
Millsap	70-65	1895	322	665	.484	181	249	.727	153	352	505	141	183	0	83	95	54	883	12.6
Barton	43-38	1189	185	460	.402	57	74	.770	32	167	199	124	82	0	18	65	22	494	11.5
Beasley	81-18	1879	349	737	.474	56	66	.848	35	165	200	97	116	0	55	55	10	917	11.3
Morris	82-6	1970	346	702	.493	65	81	.802	35	159	194	297	102	0	73	52	4	851	10.4
Lyles	64-2	1120	207	495	.418	81	116	.698	44	202	246	87	93	0	30	68	23	546	8.5
Thomas	12-0	181	34	99	.343	17	27	.630	5	8	13	23	17	0	5	18	1	97	8.1
Plumlee	82-17	1731	262	442	.593	111	198	.561	165	359	524	243	252	5	66	126	76	637	7.8
Hernangomez	70-25	1358	138	314	.439	66	86	.767	64	201	265	55	94	0	27	37	24	408	5.8
Craig	75-37	1503	160	362	.442	49	70	.700	89	174	263	72	175	4	37	44	46	430	5.7
Young	4-0	37	3	9	.333	0	0	---	0	1	1	2	4	0	0	2	1	9	2.3
Welsh	11-0	36	7	13	.538	1	2	.500	0	4	4	5	3	0	0	1	0	18	1.6
Vanderbilt	17-0	69	9	19	.474	6	10	.600	7	16	23	3	8	0	6	8	1	24	1.4
Goodwin	16-0	57	6	23	.261	9	11	.818	1	2	3	14	7	0	0	3	0	23	1.4
Akoon-Purcell	7-0	22	3	10	.300	1	2	.500	1	3	4	6	4	0	2	2	0	7	1.0
Lydon	25-0	94	9	18	.500	1	3	.333	7	11	18	6	10	0	2	4	0	23	0.9
NUGGETS	**82**	**19730**	**3439**	**7384**	**.466**	**1294**	**1714**	**.755**	**972**	**2832**	**3804**	**2245**	**1644**	**11**	**634**	**1102**	**363**	**9075**	**110.7**
OPPONENTS	**82**	**19730**	**3246**	**7084**	**.458**	**1372**	**1822**	**.753**	**799**	**2685**	**3484**	**2016**	**1675**	**11**	**610**	**1109**	**407**	**8751**	**106.7**

Three-Point Field Goals: Beasley, 163-405 (.402); Murray, 152-414 (.367); Morris, 94-227 (.414); Jokic, 83-270 (.307); Harris, 82-242 (.339); Barton, 67-196 (.342); Hernangomez, 66-181 (.365); Craig, 61-188 (.324); Millsap, 58-159 (.365); Lyles, 51-200 (.255); Thomas, 12-43 (.279); Lydon, 4-10 (.400); Welsh, 3-7 (.429); Young, 3-8 (.375); Plumlee, 2-10 (.200); Goodwin, 2-6 (.333); Vanderbilt, 0-1 (.000); Akoon-Purcell, 0-4 (.000). **Nuggets: 903-2571 (.351). Opponents: 887-2618 (.339).**

SEE PAGES 78-79 FOR 2019-20 STATS



PRESENTED BY

WesternUnion\WU

FRANCHISE HISTORY

2020-21 DENVER NUGGETS MEDIA GUIDE

INCLUDES GAMES PLAYED WITH DENVER ONLY

MAHMOUD ABDUL-RAUF (FORMERLY CHRIS JACKSON)

Height: 6-1 Weight: 162 Louisiana State '92 Born Mar. 9, 1969
Acquired: Drafted, No. 3 overall, in 1990 Departed: Traded to Sacramento on Jun. 13, 1996

YEAR	GP	MIN	FGM	FGA	PCT	FTM	FTA	PCT	OFF	DEF	REB	AST	PF	DQ	STL	BLK	PTS	AVG
90-91	67	1505	417	1009	.413	84	98	.857	34	87	121	206	149	2	55	4	942	14.1
91-92	81	1538	356	845	.421	94	108	.870	22	92	114	192	130	0	44	4	837	10.3
92-93	81	2710	633	1407	.450	217	232	.935	51	174	225	344	179	0	84	8	1553	19.2
93-94	80	2617	588	1279	.460	219	229	.956	27	141	168	362	150	1	82	10	1437	18.0
94-95	73	2082	472	1005	.470	138	156	.885	32	105	137	263	126	0	77	9	1165	16.0
95-96	57	2029	414	955	.434	146	157	.930	26	112	138	389	117	0	64	3	1095	19.2
TOTALS	**439**	**12481**	**2880**	**6500**	**.443**	**898**	**980**	**.916**	**192**	**711**	**903**	**1756**	**851**	**3**	**406**	**38**	**7029**	**16.0**

Three-point field goals: '90-91, 24-100, (.240); '91-92, 31-94, (.330); '92-93, 70-197, (.355); '93-94, 42-133, (.316); '94-95, 83-215, (.386), '95-96, 121-309 (.392) Totals: 371-1048 (.354).

PLAYOFFS	GP	MIN	FGM	FGA	PCT	FTM	FTA	PCT	OFF	DEF	REB	AST	PF	DQ	STL	BLK	PTS	AVG
1994	12	339	57	154	.370	29	31	.935	3	15	18	30	29	0	5	1	155	12.9
1995	3	76	12	33	.364	14	14	1.000	2	3	5	5	8	0	2	0	40	13.3
TOTALS	**15**	**415**	**69**	**187**	**.369**	**43**	**45**	**.956**	**5**	**18**	**23**	**35**	**37**	**0**	**7**	**1**	**195**	**13.0**

Three-point field goals: 1994, 12-37 (.324); 1995, 2-12 (.167); Totals: 14-49 (.286).

TARIQ ABDUL-WAHAD

Height: 6-6 Weight: 223 San Jose State '98 Born Nov. 3, 1974
Acquired: By trade from Orlando on Feb. 1, 2000 Departed: Traded to Dallas on Feb. 21, 2002

YEAR	GP	MIN	FGM	FGA	PCT	FTM	FTA	PCT	OFF	DEF	REB	AST	PF	DQ	STL	BLK	PTS	AVG
99-00	15	373	51	131	.389	31	42	.738	24	28	52	26	31	0	6	12	134	8.9
00-01	29	420	43	111	.387	21	36	.583	14	45	59	22	54	0	14	13	111	3.8
01-02	12	295	36	103	.350	15	22	.682	30	21	51	15	33	0	11	7	88	7.3
TOTALS	**56**	**1088**	**130**	**345**	**.377**	**67**	**100**	**.670**	**68**	**94**	**162**	**63**	**118**	**0**	**31**	**32**	**333**	**6.0**

Three-point field goals: '99-00, 1-2 (.500); '00-01, 4-10 (.400); '01-02, 1-2 (.500). Totals: 6-14 (.429).

MICHAEL ADAMS

Height: 5-10 Weight: 165 Boston College '85 Born Jan. 19, 1963
Acquired: By trade from Washington on Nov. 2, 1987 Departed: Traded to Washington on Jun. 11, 1991

YEAR	GP	MIN	FGM	FGA	PCT	FTM	FTA	PCT	OFF	DEF	REB	AST	PF	DQ	STL	BLK	PTS	AVG
87-88	82	2778	416	927	.449	166	199	.834	40	183	223	503	138	0	168	16	1137	13.9
88-89	77	2787	468	1082	.443	322	393	.819	71	212	283	490	149	0	166	11	1424	18.5
89-90	79	2690	398	989	.402	267	314	.850	49	176	225	495	133	0	121	3	1221	15.5
90-91	66	2346	560	1421	.394	465	529	.879	58	198	256	693	162	1	147	6	1752	26.5
TOTALS	**304**	**10601**	**1842**	**4419**	**.416**	**1220**	**1435**	**.850**	**218**	**769**	**987**	**2181**	**582**	**1**	**602**	**36**	**5534**	**18.2**

Three-point field goals: '87-88, 139-379 (.367); '88-89, 166-466 (.356); '89-90, 158-432 (.366); '90-91, 167-564 (.296). Totals: 630-1841 (.342).

PLAYOFFS	GP	MIN	FGM	FGA	PCT	FTM	FTA	PCT	OFF	DEF	REB	AST	PF	DQ	STL	BLK	PTS	AVG
1988	11	406	47	130	.362	36	41	.878	9	27	36	64	19	0	18	2	147	13.4
1989	2	75	15	36	.417	7	8	.875	5	12	17	9	6	0	3	0	47	23.5
1990	3	105	13	34	.382	7	8	.875	0	6	6	18	10	0	4	0	39	13.0
TOTALS	**16**	**586**	**75**	**200**	**.375**	**50**	**57**	**.877**	**14**	**45**	**59**	**91**	**35**	**0**	**25**	**2**	**233**	**14.6**

Three-point field goals: 1988, 17-54 (.315); 1989, 10-22 (.450); 1990, 6-20 (.300). Totals: 33-96 (.344).

ARRON AFFLALO

Height: 6-5 Weight: 215 UCLA '07 Born Oct. 15, 1985
Acquired: By trade from Detroit on July 13, 2009 Departed: Traded to Orlando on Aug. 10, 2012
Re-Acquired: By trade from Orlando on June 27, 2014Departed: Traded to Portland on Feb. 19, 2015

YEAR	GP	MIN	FGM	FGA	PCT	FTM	FTA	PCT	OFF	DEF	REB	AST	PF	DQ	STL	BLK	PTS	AVG
09-10	82	2221	272	585	.465	72	99	.735	59	193	252	138	225	1	46	30	724	8.8
10-11	69	2324	312	627	.498	138	163	.847	45	206	251	168	153	2	34	31	867	12.6
11-12	62	2086	329	699	.471	197	247	.798	40	157	197	149	134	0	36	13	943	15.2
14-15	53	1750	281	657	.428	127	151	.841	21	159	180	101	108	0	32	5	771	15.9
TOTALS	**266**	**8381**	**1194**	**2568**	**.465**	**534**	**659**	**.810**	**165**	**715**	**880**	**556**	**620**	**3**	**148**	**79**	**3305**	**14.2**

Three-point field goals: '09-10, 108-249 (.434); '10-11, 105-248 (.423); '11-12, 88-221 (.398); '14-15, 82-243 (.337). Totals: 383-961 (.399).

PLAYOFFS	GP	MIN	FGM	FGA	PCT	FTM	FTA	PCT	OFF	DEF	REB	AST	PF	DQ	STL	BLK	PTS	AVG
2010	6	120	20	32	.625	9	11	.818	1	12	13	7	21	0	1	2	55	9.2
2011	3	85	12	34	.250	7	8	.875	0	9	9	7	10	0	0	0	34	11.3
2012	7	229	30	74	.405	12	15	.800	5	25	30	19	14	0	5	2	76	10.9
TOTALS	**16**	**434**	**62**	**140**	**.443**	**28**	**34**	**.824**	**6**	**46**	**52**	**33**	**45**	**0**	**6**	**4**	**165**	**10.3**

Three-point field goals: 2010, 6-14 (.429); 2011, 3-12 (.250); 2012, 4-20 (.200). Totals: 13-46 (.283).

DEVAUGHN AKOON-PURCELL

Height: 6-6 Weight: 200 Illinois State '16 Born Jun. 5, 1993
Acquired: Signed a two-way contract on Aug. 7, 2018 Departed: Waived on Dec. 16, 2018

YEAR	GP	MIN	FGM	FGA	PCT	FTM	FTA	PCT	OFF	DEF	REB	AST	PF	DQ	STL	BLK	PTS	AVG
18-19	7	22	3	10	.300	1	2	.500	1	3	4	6	4	0	2	0	7	1.0
TOTALS	**7**	**22**	**3**	**10**	**.300**	**1**	**2**	**.500**	**1**	**3**	**4**	**6**	**4**	**0**	**2**	**0**	**7**	**1.0**

Three-point field goals: '18-19, 0-4 (.000). Totals: 0-4 (.000).

MARK ALARIE

Height: 6-8 Weight: 217 Duke '86 Born Dec. 11,1963
Acquired: Drafted, No. 18 overall, in 1986 Departed: Traded to Washington on Nov. 2, 1987

YEAR	GP	MIN	FGM	FGA	PCT	FTM	FTA	PCT	OFF	DEF	REB	AST	PF	DQ	STL	BLK	PTS	AVG
86-87	64	1110	217	443	.490	67	101	.663	73	141	214	74	138	1	22	28	503	7.9

Three-point field goals: 2-9 (.222)

PLAYOFFS	GP	MIN	FGM	FGA	PCT	FTM	FTA	PCT	OFF	DEF	REB	AST	PF	DQ	STL	BLK	PTS	AVG
1987	3	41	9	15	.600	2	2	1.000	0	5	5	1	9	0	2	2	20	6.7

Three-point field goals: 0-0

CORY ALEXANDER

Height: 6-1 Weight: 190 Virginia '96 Born Jun. 22, 1973
Acquired: Signed as a free agent on Mar. 4, 1998 Departed: Waived on Oct. 30, 2000

YEAR	GP	MIN	FGM	FGA	PCT	FTM	FTA	PCT	OFF	DEF	REB	AST	PF	DQ	STL	BLK	PTS	AVG
97-98	23	797	111	255	.435	55	65	.846	10	89	99	138	45	0	45	6	323	14.0
98-99	36	778	97	260	.373	37	44	.841	7	67	74	119	77	0	35	5	261	7.3
99-00	29	329	28	98	.286	17	22	.773	8	34	42	58	39	0	24	2	82	2.8
TOTALS	**88**	**1904**	**236**	**613**	**.385**	**109**	**131**	**.832**	**25**	**190**	**215**	**315**	**161**	**0**	**104**	**13**	**666**	**7.6**

Three-point field goals: '97-98, 46-112 (.411); '98-99, 30-105 (.286); '99-00, 9-35 (.257). Totals: 85-252 (.337).

JEROME ALLEN

Height: 6-4 Weight: 184 Pennsylvania '95 Born Jan. 28, 1973
Acquired: By trade from Indiana on Feb. 20, 1997 Departed: Renounced following '96-97 season

YEAR	GP	MIN	FGM	FGA	PCT	FTM	FTA	PCT	OFF	DEF	REB	AST	PF	DQ	STL	BLK	PTS	AVG
96-97	25	251	21	74	.284	15	25	.600	12	21	33	43	17	0	4	4	64	2.6

Three-point field goals: 7-34 (.206)

MALIK ALLEN

Height: 6-10 Weight: 255 Villanova '00 Born Jun. 27, 1978
Acquired: By trade from Milwaukee on Jul. 31, 2009 Departed: Contract expired at end of '09-10 season

YEAR	GP	MIN	FGM	FGA	PCT	FTM	FTA	PCT	OFF	DEF	REB	AST	PF	DQ	STL	BLK	PTS	AVG
09-10	51	456	46	116	.397	12	13	.923	36	46	82	16	68	0	11	5	105	2.1

Three-point field goals: 1-6 (.167)

PLAYOFFS	GP	MIN	FGM	FGA	PCT	FTM	FTA	PCT	OFF	DEF	REB	AST	PF	DQ	STL	BLK	PTS	AVG
2010	4	11	0	1	.000	0	0	---	2	1	3	0	2	0	1	0	0	0.0

Three-point field goals: 0-0.

CHRIS ANDERSEN

Height: 6-10 Weight: 228 Blinn (Texas) J.C. '99 Born Jul. 7, 1978
Acquired: Signed as a free agent from the NBDL on Nov. 21, 2001 Departed: Contract expired at end of '03-04 season
Acquired: Signed as a free agent on July 24, 2008 Departed: Amnestied on July 17, 2012

YEAR	GP	MIN	FGM	FGA	PCT	FTM	FTA	PCT	OFF	DEF	REB	AST	PF	DQ	STL	BLK	PTS	AVG
01-02	24	262	25	74	.338	22	28	.786	38	38	76	7	35	0	7	28	72	3.0
02-03	59	907	114	285	.400	77	140	.550	109	165	274	32	90	1	30	60	305	5.2
03-04	71	1029	90	203	.443	63	107	.589	89	209	298	35	119	0	34	114	243	3.4
08-09	71	1460	160	292	.548	130	181	.718	163	279	442	31	174	1	41	175	452	6.4
09-10	76	1695	142	251	.566	164	236	.695	147	336	483	33	171	1	42	143	448	5.9
10-11	45	732	82	137	.599	86	135	.637	75	144	219	20	79	1	23	58	250	5.6
11-12	32	486	59	108	.546	50	82	.610	48	100	148	6	52	1	19	46	168	5.3
TOTALS	**378**	**6571**	**672**	**1350**	**.498**	**592**	**909**	**.651**	**669**	**1271**	**1940**	**165**	**720**	**5**	**198**	**624**	**1938**	**5.1**

Three-point field goals: '01-02, 0-4 (.000); '02-03, 0-1 (.000); '03-04, 0-1 (.000); '08-09, 2-10 (.200); '09-10, 0-3 (.000); '10-11, 0-1 (.000); '11-12, 0-0 (---). Totals: 2-20 (.100).

PLAYOFFS	GP	MIN	FGM	FGA	PCT	FTM	FTA	PCT	OFF	DEF	REB	AST	PF	DQ	STL	BLK	PTS	AVG
2004	5	34	3	9	.333	0	0	---	6	8	14	2	3	0	1	2	6	1.2
2009	15	328	34	54	.630	29	44	.659	29	66	95	9	42	0	5	32	97	6.3
2010	6	116	9	17	.529	9	14	.643	7	20	27	1	14	0	1	6	27	4.5
2011	5	73	7	11	.636	10	14	.714	5	9	14	3	8	0	3	7	24	2.8
TOTALS	**31**	**551**	**53**	**91**	**.582**	**48**	**72**	**.667**	**47**	**103**	**150**	**15**	**67**	**0**	**10**	**47**	**154**	**4.8**

Three-point field goals: 2004, 0-0 (---); 2009, 0-1 (.000); 2010, 0-0 (---); 2011, 0-0 (---). Totals: 0-1, (.000)

CLIFF ANDERSON

Height: 6-4 Weight: 200 St. Joseph's (PA) '67 Born Sept. 7, 1945

YEAR	GP	MIN	FGM	FGA	PCT	FTM	FTA	PCT	OFF	DEF	REB	AST	PF	DQ	STL	BLK	PTS	AVG
69-70	3	22	2	4	.500	2	6	.333	1	3	4	4	3	0	-	3	6	2.0

Three-point field goals: 0-0.

DWIGHT ANDERSON

Height: 6-3 Weight: 185 Southern California '82 Born Dec. 28, 1960
Acquired: Signed 10-day contract on Dec. 30, 1982 Departed: Was not offered a second 10-day contract

YEAR	GP	MIN	FGM	FGA	PCT	FTM	FTA	PCT	OFF	DEF	REB	AST	PF	DQ	STL	BLK	PTS	AVG
82-83	5	133	7	14	.500	7	10	.700	0	2	2	3	7	0	1	5	21	4.2

Three-point field goals: 0-0.

GREG "CADILLAC" ANDERSON

Height: 6-10 Weight: 240 Houston '87 Born Jun. 22, 1964
Acquired: By trade from New Jersey on Jan. 23, 1991 Departed: Contract expired at end of '91-92 season

YEAR	GP	MIN	FGM	FGA	PCT	FTM	FTA	PCT	OFF	DEF	REB	AST	PF	DQ	STL	BLK	PTS	AVG
90-91	41	659	85	193	.440	44	87	.506	67	170	237	12	107	3	25	36	214	5.2
91-92	82	2793	389	854	.456	167	268	.623	337	604	941	78	263	3	88	65	945	11.5
TOTALS	**123**	**3452**	**474**	**1047**	**.452**	**211**	**355**	**.594**	**404**	**774**	**1178**	**90**	**370**	**6**	**113**	**101**	**1159**	**9.4**

Three-point field goals: '91-92, 0-4 (.000).

RICHARD ANDERSON

Height: 6-10 Weight: 240 UC-Santa Barbara '82 Born Nov. 19, 1960
Acquired: By trade from San Diego on Oct. 4, 1983 Departed: Contract expired at end of '83-84 season

YEAR	GP	MIN	FGM	FGA	PCT	FTM	FTA	PCT	OFF	DEF	REB	AST	PF	DQ	STL	BLK	PTS	AVG
83-84	78	1380	272	638	.426	116	150	.773	163	270	406	193	183	0	46	109	663	8.5

Three-point field goals: 3-19 (.158)

PLAYOFFS	GP	MIN	FGM	FGA	PCT	FTM	FTA	PCT	OFF	DEF	REB	AST	PF	DQ	STL	BLK	PTS	AVG
1984	4	37	6	15	.400	4	6	.667	1	8	9	5	6	0	0	1	16	4.0

Three-point field goals: 0-1 (.000)

CARMELO ANTHONY

Height: 6-8 Weight: 230 Syracuse '03 Born May 29, 1984
Acquired: Drafted, No. 3 overall in 2003 Departed: Traded to New York on Feb. 22, 2011

YEAR	GP	MIN	FGM	FGA	PCT	FTM	FTA	PCT	OFF	DEF	REB	AST	PF	DQ	STL	BLK	PTS	AVG
03-04	82	2994	624	1465	.426	408	525	.777	183	315	498	227	225	1	97	41	1725	21.0
04-05	75	2608	530	1230	.431	456	573	.796	141	285	779	194	229	1	68	30	1558	20.8
05-06	80	2940	756	1572	.481	573	709	.808	122	272	764	216	229	3	88	42	2122	26.5
06-07	65	2485	691	1453	.476	459	568	.808	143	248	884	249	203	1	77	22	1881	28.9
07-08	77	2806	728	1481	.492	464	590	.786	178	393	528	259	253	2	98	39	1978	25.7
08-09	66	2277	535	1207	.443	371	468	.793	106	344	537	222	195	1	75	24	1504	22.8
09-10	69	2634	688	1502	.458	508	612	.830	152	302	417	222	225	2	88	30	1943	28.2
10-11	50	1774	437	967	.452	343	417	.823	77	305	96	140	134	2	43	31	1259	25.2
TOTALS	**564**	**2052**	**4989**	**10877**	**.459**	**3582**	**4462**	**.803**	**1102**	**2464**	**3566**	**1729**	**1693**	**13**	**634**	**259**	**13970**	**24.8**

Three-point field goals: '03-04, 69-214 (.322); '04-05, 42-158 (.266); '05-06, 37-152 (.243); '06-07, 40-149 (.268); '07-08, 58-164 (.354); '08-09, 63-170 (.371); '09-10, 59-187 (.316); '10-11, 42-126 (.333). **Totals:** 410-1,320 (.311).

PLAYOFFS	GP	MIN	FGM	FGA	PCT	FTM	FTA	PCT	OFF	DEF	REB	AST	PF	DQ	STL	BLK	PTS	AVG
2004	4	143	21	64	.328	16	20	.800	7	26	33	11	11	1	5	0	60	15.0
2005	5	180	35	83	.422	26	32	.813	14	13	27	10	20	0	3	1	96	19.2
2006	5	193	33	99	.333	39	52	.750	12	21	33	14	20	1	4	1	105	21.0
2007	5	210	47	98	.480	31	39	.795	18	25	43	6	12	0	5	0	134	26.8
2008	4	146	32	88	.364	24	29	.828	19	19	38	8	17	1	2	1	90	22.5
2009	16	612	146	322	.453	119	144	.826	26	67	93	65	60	1	28	10	435	27.2
2010	6	254	64	138	.464	50	57	.877	14	37	51	20	26	1	12	3	184	30.7
TOTALS	**45**	**1738**	**378**	**892**	**.424**	**305**	**373**	**.818**	**110**	**208**	**318**	**134**	**166**	**5**	**59**	**16**	**1104**	**24.5**

Three-point field goals: 2004, 2-11 (.182); 2005, 0-1 (.000); 2006, 0-4 (.000); 2007, 9-18 (.500); 2008, 2-8 (.250); 2009, 24-66 (.364); 2010, 6-19 (.316). **Totals:** 43-127 (.339).

CARLOS ARROYO

Height: 6-2 Weight: 202 Florida International '01 Born Jul. 30, 1979
Acquired: Signed to a 10-day contract on Mar. 7, 2002 Departed: Waived on Aug. 15, 2002

YEAR	GP	MIN	FGM	FGA	PCT	FTM	FTA	PCT	OFF	DEF	REB	AST	PF	DQ	STL	BLK	PTS	AVG
01-02	20	275	36	82	.439	9	12	.750	9	19	28	49	18	0	5	1	81	4.1

Three-point field goals: 0-2 (.000).

DARRELL ARTHUR

Height: 6-9 Weight: 235 Kansas '08 Born Mar. 28, 1988
Acquired: By trade from Memphis on Jun. 27, 2013 Departed: Traded to Brooklyn on Jul. 13, 2018

YEAR	GP	MIN	FGM	FGA	PCT	FTM	FTA	PCT	OFF	DEF	REB	AST	PF	DQ	STL	BLK	PTS	AVG
13-14	68	1161	162	410	.395	53	62	.855	52	158	210	61	185	3	39	47	401	5.9
14-15	58	988	155	384	.404	46	59	.780	53	118	171	57	146	2	48	26	382	6.6
15-16	70	1516	221	489	.452	40	53	.755	86	207	293	96	185	1	53	48	527	7.5
16-17	41	639	95	215	.442	19	22	.864	25	87	112	42	76	0	19	21	262	6.4
17-18	19	141	22	47	.468	2	3	.667	3	12	15	9	22	0	8	3	54	2.8
TOTALS	**256**	**4445**	**655**	**1545**	**.424**	**160**	**199**	**.804**	**219**	**582**	**801**	**265**	**614**	**6**	**167**	**145**	**1626**	**6.4**

Three-point field goals: '13-14, 24-64 (.375); '14-15, 26-110 (.236); '15-16, 45-117 (.385); '16-17, 53-117 (.453); '17-18, 8-23 (.348). **Totals:** 156-431 (.362).

VINCENT ASKEW

Height: 6-6 Weight: 235 Memphis '88 Born Feb. 28, 1966
Acquired: By trade from Indiana on Feb. 20, 1997 Departed: Renounced following '96-97 season

YEAR	GP	MIN	FGM	FGA	PCT	FTM	FTA	PCT	OFF	DEF	REB	AST	PF	DQ	STL	BLK	PTS	AVG
96-97	1	9	2	3	.667	2	2	1.000	0	0	0	0	0	0	0	0	6	6.0

Three-point field goals: 0-0.

CHUCKY ATKINS

Height: 5-11 Weight: 185 South Florida '96 Born Aug. 14, 1974
Acquired: Signed as a free agent on Jul. 16, 2007 Departed: Traded to Oklahoma City on Jan. 7, 2009

YEAR	GP	MIN	FGM	FGA	PCT	FTM	FTA	PCT	OFF	DEF	REB	AST	PF	DQ	STL	BLK	PTS	AVG
07-08	24	352	42	122	.344	4	9	.444	3	28	31	47	27	0	9	1	113	4.7
08-09	14	115	9	27	.333	4	4	1.000	0	6	6	28	5	0	2	1	27	1.9
TOTALS	**38**	**467**	**51**	**149**	**.342**	**8**	**13**	**.615**	**3**	**34**	**37**	**75**	**32**	**0**	**11**	**2**	**140**	**3.7**

Three point field goals: '07-08, 25-79 (.316); '08-09, 5-17 (.294). Totals: 30-96 (.313).

PLAYOFFS	GP	MIN	FGM	FGA	PCT	FTM	FTA	PCT	OFF	DEF	REB	AST	PF	DQ	STL	BLK	PTS	AVG
2008	1	3	0	1	.000	0	0	---	0	1	1	0	0	0	0	0	0	0.0

Three-point field goals: 0-1 (.000).

D.J. AUGUSTIN

Height: 6-0 Weight: 183 Texas '08 Born Nov. 10, 1987
Acquired: By trade from Oklahoma City on Feb. 18, 2016 Departed: Contract expired at end of 2015-16 seasont

YEAR	GP	MIN	FGM	FGA	PCT	FTM	FTA	PCT	OFF	DEF	REB	AST	PF	DQ	STL	BLK	PTS	AVG
15-16	28	659	102	229	.445	77	94	.819	3	49	52	132	44	0	25	2	325	11.6

Three-point field goals: 44-107 (.411)..

RENALDO BALKMAN

Height: 6-8 Weight: 208 South Carolina '06 Born July 14, 1984
Acquired: By trade from New York on July 28, 2008 Departed: Traded to New York on Feb. 22, 2011

YEAR	GP	MIN	FGM	FGA	PCT	FTM	FTA	PCT	OFF	DEF	REB	AST	PF	DQ	STL	BLK	PTS	AVG
08-09	53	779	110	197	.558	42	65	.646	86	117	203	34	98	1	47	23	264	5.0
09-10	13	90	6	18	.333	2	6	.333	4	19	23	7	16	0	8	2	14	1.1
10-11	5	44	5	9	.556	3	4	.750	1	3	4	2	11	0	3	2	13	2.6
TOTALS	**71**	**913**	**121**	**224**	**.540**	**47**	**75**	**.627**	**91**	**139**	**230**	**43**	**125**	**1**	**58**	**27**	**291**	**4.1**

Three point field goals: '08-09, 2-7 (.286); '09-10, 0-7 (.000); '10-11, 0-0 (.000). Totals: 2-14 (.143).

PLAYOFFS	GP	MIN	FGM	FGA	PCT	FTM	FTA	PCT	OFF	DEF	REB	AST	PF	DQ	STL	BLK	PTS	AVG
2009	8	20	2	6	.333	0	0	---	2	2	4	1	3	0	4	0	4	0.5

Three-point field goals: 0-1 (.000).

JOHN BARNHILL

Height: 6-1 Weight: 183 Tennessee State '59 Born Mar. 20, 1938
Acquired: By trade from Indiana in Feb., 1971

YEAR	GP	MIN	FGM	FGA	PCT	FTM	FTA	PCT	OFF	DEF	REB	AST	PF	DQ	STL	BLK	PTS	AVG
70-71	24	684	101	255	.396	54	73	.740	20	34	54	77	55	1	-	-	274	11.4

Three-point field goals:18-72 (.250)

JON BARRY

Height: 6-5 Weight: 210 Georgia Tech '92 Born Jul. 25, 1969
Acquired: Signed as a free agent on Aug.19, 2003 Departed: Contract expired at end of '03-04 season

YEAR	GP	MIN	FGM	FGA	PCT	FTM	FTA	PCT	OFF	DEF	REB	AST	PF	DQ	STL	BLK	PTS	AVG
03-04	57	1101	120	297	.404	60	71	.845	25	98	123	147	66	0	57	8	351	6.2

Three-point field goals: 51-138 (.370)

PLAYOFFS	GP	MIN	FGM	FGA	PCT	FTM	FTA	PCT	OFF	DEF	REB	AST	PF	DQ	STL	BLK	PTS	AVG
2004	5	100	8	24	.333	2	3	.667	4	14	18	10	4	0	3	0	21	4.2

Three-point field goals: 3-9 (.333).

WILL BARTON

Height: 6-6 Weight: 190 Memphis '12 Born Jan. 6, 1991
Acquired: By trade from Portland on Feb.19, 2015 Departed: Currently on the team

YEAR	GP	MIN	FGM	FGA	PCT	FTM	FTA	PCT	OFF	DEF	REB	AST	PF	DQ	STL	BLK	PTS	AVG
14-15	28	683	112	253	.443	64	79	.810	23	105	128	54	50	0	34	15	307	11.0
15-16	82	2353	425	983w	.432	216	268	.806	59	417	476	203	147	0	71	39	1178	14.4
16-17	60	1705	295	666	.443	143	190	.753	58	201	259	206	110	0	48	28	820	13.7
17-18	81	2683	465	1028	.452	182	226	.805	70	339	409	331	168	0	82	52	1268	15.7
18-19	43	1189	185	460	.402	57	74	.770	32	167	199	124	82	0	18	22	494	11.5
19-20	58	1916	332	738	.450	102	133	.767	76	289	365	212	121	0	61	29	874	15.1
TOTALS	**352**	**10529**	**1814**	**4128**	**.439**	**764**	**970**	**.788**	**318**	**1518**	**1836**	**1130**	**678**	**0**	**314**	**185**	**4941**	**14.0**

Three-point field goals: '14-15, 19-67 (.284); '15-16, 112-325 (.345); '16-17, 87-235 (.370); '17-18, 156-422 (.370); '18-19, 67-196 (.342); '19-20, 108-288 (.375). Totals: 549-1533 (.358).

PLAYOFFS	GP	MIN	FGM	FGA	PCT	FTM	FTA	PCT	OFF	DEF	REB	AST	PF	DQ	STL	BLK	PTS	AVG
2019	14	328	47	135	.348	18	26	.692	15	52	67	24	19	0	4	9	127	9.1

Three-point field goals: 2019, 15-55 (.273).

MENGKE BATEER

Height: 6-11 Weight: 290 China Born Nov. 20, 1975
Acquired: Signed as a free agent on Feb. 26, 2002 Departed: Contract expired at end of '01-02 season

YEAR	GP	MIN	FGM	FGA	PCT	FTM	FTA	PCT	OFF	DEF	REB	AST	PF	DQ	STL	BLK	PTS	AVG
01-02	27	408	53	132	.402	29	37	.784	32	64	96	22	94	3	10	5	139	5.1

Three-point field goals: 4-12 (.333).

KEITA BATES-DIOP

Height: 6-8 Weight: 229 Ohio State '18 Born Jan. 23, 1996
Acquired: By trade from Minnesota on Feb. 5, 2020 Departed: Waived on Nov. 22, 2020

YEAR	GP	MIN	FGM	FGA	PCT	FTM	FTA	PCT	OFF	DEF	REB	AST	PF	DQ	STL	BLK	PTS	AVG
19-20	7	98	13	28	.464	8	10	.800	4	13	17	0	7	0	2	4	37	5.3

Three-point field goals: 3-9 (.333)

PLAYOFFS	GP	MIN	FGM	FGA	PCT	FTM	FTA	PCT	OFF	DEF	REB	AST	PF	DQ	STL	BLK	PTS	AVG
2020	5	24	1	5	.200	1	2	.500	3	3	6	1	0	0	0	0	3	0.6

Three-point field goals: 2020, 0-0 (---).

TONY BATTIE

Height: 6-11 Weight: 240 Texas Tech '98 Born Feb. 11, 1976
Acquired: Drafted, No. 5 overall, in 1997 Departed: Traded to L.A. Lakers on Jun. 24, 1998

YEAR	GP	MIN	FGM	FGA	PCT	FTM	FTA	PCT	OFF	DEF	REB	AST	PF	DQ	STL	BLK	PTS	AVG
97-98	65	1506	234	525	.446	73	104	.702	138	213	351	60	199	6	54	69	544	8.4

Three-point field goals: 3-14 (.214)

KENNY BATTLE

Height: 6-6 Weight: 211 Illinois '89 Born Oct. 10, 1964
Acquired: Claimed off waivers on Jan. 25, 1991 Departed: Contract expired at end of '90-91 season

YEAR	GP	MIN	FGM	FGA	PCT	FTM	FTA	PCT	OFF	DEF	REB	AST	PF	DQ	STL	BLK	PTS	AVG
90-91	40	682	95	196	.485	50	64	.781	62	61	123	47	83	0	41	12	243	6.1

Three-point field goals: 3-22 (.136).

MALIK BEASLEY

Height: 6-5 Weight: 195 Memphis '16 Born Nov. 26, 1996
Acquired: Drafted in the first round (19th overall) in 2016 Departed: Traded to Minnesota on Feb. 5, 2020

YEAR	GP	MIN	FGM	FGA	PCT	FTM	FTA	PCT	OFF	DEF	REB	AST	PF	DQ	STL	BLK	PTS	AVG
16-17	22	165	33	73	.452	8	10	.800	5	12	12	11	10	0	7	0	83	3.8
17-18	62	583	73	178	.410	22	33	.667	14	57	57	31	36	0	15	7	196	3.2
18-19	81	1879	349	737	.474	56	66	.848	35	165	165	97	116	0	55	10	917	11.3
19-20	41	746	117	301	.389	33	38	.868	9	68	77	48	50	0	31	6	325	7.9
TOTALS	**206**	**3373**	**572**	**1289**	**.444**	**119**	**147**	**.810**	**63**	**302**	**365**	**187**	**212**	**0**	**108**	**23**	**1521**	**7.4**

Three-point field goals: '16-17, 9-28 (.321); '17-18, 28-82 (.341); '18-19, 163-405 (.402); '19-20, 58-161 (.360). Totals: 258-676 (.382).

PLAYOFFS	GP	MIN	FGM	FGA	PCT	FTM	FTA	PCT	OFF	DEF	REB	AST	PF	DQ	STL	BLK	PTS	AVG
2019	14	281	36	93	.387	22	31	.710	11	37	48	14	20	0	3	1	113	8.1

Three-point field goals: 2019, 19-47 (.404).

BYRON BECK

Height: 6-9 Weight: 225 Denver '67 Born Jan. 25, 1945
Acquired: Drafted in the fifth round in 1967 Departed: Waived on Oct. 17, 1977

YEAR	GP	MIN	FGM	FGA	PCT	FTM	FTA	PCT	OFF	DEF	REB	AST	PF	DQ	STL	BLK	PTS	AVG
67-68	71	1623	275	570	.482	119	159	.748	-	-	559	38	219	6	-	-	669	9.4
68-69	71	2289	423	843	.502	182	238	.765	272	507	779	77	248	9	-	-	1030	14.5
69-70	79	2454	440	841	.523	137	174	.787	250	514	764	112	293	12	-	-	1017	12.9
70-71	84	2849	490	1033	.474	158	182	.868	280	604	884	177	273	7	-	-	1142	13.6
71-72	66	1816	337	669	.504	140	166	.843	171	357	528	136	213	7	-	-	814	12.3
72-73	77	2303	466	879	.530	158	198	.798	203	334	537	107	267	9	50	12	1092	14.2
73-74	82	1979	425	823	.516	120	141	.851	164	253	417	76	233	x	48	8	970	11.8
74-75	84	1818	384	745	.515	81	97	.835	127	216	343	106	270	x	59	14	849	10.1
75-76	80	1586	334	646	.519	97	116	.836	123	231	354	116	192	x	48	20	770	9.6
76-77	53	480	107	246	.435	36	44	.818	45	51	96	33	59	1	15	1	250	4.7
TOTALS	**747**	**19192**	**3681**	**7295**	**.505**	**1228**	**1516**	**.810**	**1786**	**3478**	**5261**	**978**	**2267**	**51**	**220**	**55**	**8603**	**11.5**

Three-point field goals: '67-68, 0-2 (.000); '68-69, 2-3 (.667); '69-70, 0-2 (.000); '70-71, 4-14 (.286); '71-72, 0-3 (.000); '72-73, 2-7 (.286); '73-74, 0-1 (.000); '74-75, 0-1 (.000); '75-76, 5-11 (.455). Totals: 13-44 (.295).

PLAYOFFS	GP	MIN	FGM	FGA	PCT	FTM	FTA	PCT	OFF	DEF	REB	AST	PF	DQ	STL	BLK	PTS	AVG
1968	5	160	23	50	.460	11	15	.733	29	26	55	5	21	1	-	-	571	1.4
1969	7	214	48	95	.505	14	17	.824	20	43	63	9	23	0	-	-	110	15.7
1970	12	439	77	176	.438	36	47	.766	36	108	144	19	41	0	-	-	191	15.9
1972	7	264	56	115	.487	26	28	.929	28	44	72	14	29	0	-	-	139	19.9
1973	4	130	28	63	.444	13	17	.765	19	20	39	5	16	0	2	0	69	17.2
1975	13	278	69	134	.515	24	28	.857	21	29	18	21	44	x	4	3	162	12.5
1976	13	276	42	95	.442	28	34	.824	19	38	57	11	41	x	4	1	112	8.6
1977	5	29	3	9	.333	2	2	1.000	2	4	6	1	5	0	0	0	8	1.6
TOTALS	**66**	**1790**	**346**	**737**	**.469**	**154**	**188**	**.819**	**174**	**312**	**486**	**82**	**220**	**1**	**10**	**4**	**848**	**12.8**

Three-point field goals: 1969, 0-1 (.000); 1970, 1-4 (.250); 1972, 1-4 (.250); 1976, 0-1. Totals: 2-10 (.200).

ART BECKER

Height: 6-8 Weight: 210 Arizona State '64 Born Jan. 12, 1942
Acquired: By trade from Indiana in Feb. 1971

YEAR	GP	MIN	FGM	FGA	PCT	FTM	FTA	PCT	OFF	DEF	REB	AST	PF	DQ	STL	BLK	PTS	AVG
70-71	29	803	183	365	.500	73	87	.840	-	-	209	31	107	3	-	-	440	15.2
71-72	84	2193	435	954	.456	165	195	.846	-	-	471	113	271	6	-	-	1035	12.3
TOTALS	**113**	**2996**	**618**	**1319**	**.470**	**238**	**282**	**.844**	**247**	**433**	**680**	**144**	**378**	**9**	**-**	**-**	**1475**	**13.1**

Three point field goals: '70-71, 1-2 (.500); '71-72, 0-3 (.000). Totals: 1-5 (.200).

PLAYOFFS	GP	MIN	FGM	FGA	PCT	FTM	FTA	PCT	OFF	DEF	REB	AST	PF	DQ	STL	BLK	PTS	AVG
1972	7	94	14	31	.452	6	9	.667	4	8	12	4	18	0	-	-	34	4.9

Three-point field goals: 0-1 (.000).

ELMER BENNETT

Height: 6-0 Weight: 170 Notre Dame '92 Born Feb. 13, 1970
Acquired: Signed to a 10-day contract on Jan. 7, 1997 Departed: Waived on Jan. 23, 1997

YEAR	GP	MIN	FGM	FGA	PCT	FTM	FTA	PCT	OFF	DEF	REB	AST	PF	DQ	STL	BLK	PTS	AVG
96-97	5	59	4	13	.308	2	4	.500	0	3	3	7	6	0	2	0	12	2.4

Three-point field goals: 2-6 (.333).

CHAUNCEY BILLUPS

Height: 6-3 Weight: 202 Colorado '99 Born Sept. 25, 1976
Acquired: By trade from Toronto on Jan. 21, 1999 Departed: Traded to Orlando on Feb. 1, 2000
Acquired: By trade from Detroit on Nov. 3, 2008 Departed: Traded to New York on Feb. 22, 2011

YEAR	GP	MIN	FGM	FGA	PCT	FTM	FTA	PCT	OFF	DEF	REB	AST	PF	DQ	STL	BLK	PTS	AVG
98-99	45	1488	191	495	.386	157	172	.913	24	72	96	173	115	0	58	14	624	13.9
99-00	13	305	34	101	.337	37	44	.841	8	26	34	39	27	0	10	2	112	8.6
08-09	77	2718	403	959	.420	409	448	.913	31	198	229	491	158	0	90	17	1375	17.7
09-10	73	2489	402	962	.418	466	512	.910	25	203	228	409	153	1	82	9	1427	19.5
10-11	51	1646	235	536	.438	265	287	.923	12	113	125	271	94	0	52	12	840	16.5
TOTALS	**259**	**8646**	**1265**	**3053**	**.414**	**1334**	**1463**	**.912**	**100**	**612**	**712**	**1383**	**547**	**1**	**292**	**54**	**4378**	**16.9**

Three-point field goals: '98-99, 85-235 (.362); '99-00, 7-41 (.171); '08-09, 160-390 (.410); '09-10, 157-407 (.386); '10-11, 105-238 (.441). Totals: 514-1311 (.392).

PLAYOFFS	GP	MIN	FGM	FGA	PCT	FTM	FTA	PCT	OFF	DEF	REB	AST	PF	DQ	STL	BLK	PTS	AVG
2009	16	619	90	197	.457	106	117	.906	5	56	61	109	38	0	20	4	330	20.6
2010	6	207	37	83	.446	37	42	.881	1	13	14	38	24	1	6	3	122	20.3
TOTALS	**22**	**826**	**127**	**280**	**.454**	**143**	**159**	**.899**	**6**	**69**	**75**	**147**	**62**	**1**	**26**	**7**	**452**	**20.5**

Three-point field goals: 2009, 44-94 (.468); 2010, 11-31 (.355). Totals: 55-125 (.440).

STEVE BLAKE

Height: 6-3 Weight: 172 Maryland '03 Born Feb. 26, 1980
Acquired: By trade from Milwaukee on Jan. 11, 2007 Departed: Contract expired at end of '06-07 season

YEAR	GP	MIN	FGM	FGA	PCT	FTM	FTA	PCT	OFF	DEF	REB	AST	PF	DQ	STL	BLK	PTS	AVG
06-07	49	1642	164	380	.432	32	44	.727	14	110	124	324	72	0	51	5	408	8.3

Three-point field goals: 48-140 (.343).

PLAYOFFS	GP	MIN	FGM	FGA	PCT	FTM	FTA	PCT	OFF	DEF	REB	AST	PF	DQ	STL	BLK	PTS	AVG
2007	5	180	14	31	.452	0	0	---	1	11	12	23	8	0	3	0	36	7.2

Three-point field goals: 8-16 (.500).

MARK BLOUNT

Height: 7-0 Weight: 250 Pittsburgh '99 Born Nov. 30, 1975
Acquired: Signed as a free agent on Aug. 8, 2002 Departed: Traded to Boston on Feb. 20, 2003

YEAR	GP	MIN	FGM	FGA	PCT	FTM	FTA	PCT	OFF	DEF	REB	AST	PF	DQ	STL	BLK	PTS	AVG
02-03	54	885	105	267	.393	71	99	.717	62	121	183	35	112	1	22	51	281	5.2

Three-point field goals: 0-0.

BOL BOL

Height: 7-2 Weight: 220 Oregon '19 Born Nov. 16, 1999
Acquired: By draft night trade from Miami on Jun. 21, 2019 Departed: Currently on the team

YEAR	GP	MIN	FGM	FGA	PCT	FTM	FTA	PCT	OFF	DEF	REB	AST	PF	DQ	STL	BLK	PTS	AVG
19-20	7	87	14	28	.500	8	10	.800	5	14	19	6	11	0	2	6	40	5.7

Three-point field goals: 4-9 (.444)

PLAYOFFS	GP	MIN	FGM	FGA	PCT	FTM	FTA	PCT	OFF	DEF	REB	AST	PF	DQ	STL	BLK	PTS	AVG
2020	4	21	5	9	.556	7	8	.875	3	2	5	0	1	0	2	2	19	4.8

Three-point field goals: 2020, 2-3 (.667).

MELVIN BOOKER

Height: 6-1 Weight: 188 Missouri '94 Born Aug. 20, 1972
Acquired: Signed out of the CBA on Dec. 12, 1996 Departed: Waived on Dec. 28, 1996

YEAR	GP	MIN	FGM	FGA	PCT	FTM	FTA	PCT	OFF	DEF	REB	AST	PF	DQ	STL	BLK	PTS	AVG
96-97	5	21	2	4	.500	0	0	----	0	1	1	3	0	0	0	0	5	1.0

Three-point field goals: 1-2 (.500).

TOM BOSWELL

Height: 6-9 Weight: 225 South Carolina '75 Born Oct. 2, 1953
Acquired: Signed as a free agent on Sept. 8, 1978 Departed: Traded to Utah on Nov. 20, 1979

YEAR	GP	MIN	FGM	FGA	PCT	FTM	FTA	PCT	OFF	DEF	REB	AST	PF	DQ	STL	BLK	PTS	AVG
78-79	79	2201	321	603	.532	198	284	.697	248	290	538	242	263	4	50	51	840	10.6
79-80	18	522	72	135	.533	58	70	.829	40	74	114	46	56	1	5	8	203	11.3
TOTALS	**97**	**2723**	**393**	**738**	**.533**	**256**	**354**	**.723**	**288**	**364**	**652**	**288**	**319**	**5**	**55**	**59**	**1043**	**10.8**

Three-point field goals: '79-80, 1-2 (.500).

PLAYOFFS	GP	MIN	FGM	FGA	PCT	FTM	FTA	PCT	OFF	DEF	REB	AST	PF	DQ	STL	BLK	PTS	AVG
1979	3	120	21	35	.600	10	13	.769	14	13	27	16	10	0	3	5	52	17.3

RYAN BOWEN

Height: 6-9 Weight: 220 Iowa '98 Born Nov. 20, 1975
Acquired: Drafted in the second round in 1998 Departed: Waived on Jun. 10, 2004

YEAR	GP	MIN	FGM	FGA	PCT	FTM	FTA	PCT	OFF	DEF	REB	AST	PF	DQ	STL	BLK	PTS	AVG
99-00	52	589	46	117	.393	38	53	.717	75	39	114	20	95	0	39	13	131	2.5
00-01	57	696	80	144	.556	27	44	.614	62	51	113	30	95	0	37	12	191	3.4
01-02	75	1686	147	307	.479	69	92	.750	134	165	299	52	171	1	75	41	364	4.9
02-03	62	996	97	197	.492	27	41	.659	78	79	157	54	82	0	65	29	223	3.6
03-04	52	392	18	53	.340	10	12	.833	39	48	87	18	47	0	18	16	46	0.9
TOTALS	**298**	**4359**	**388**	**818**	**.474**	**171**	**242**	**.707**	**388**	**382**	**770**	**174**	**490**	**1**	**234**	**111**	**945**	**3.2**

Three-point field goals: '99-00, 1-9 (.111); '00-01, 4-11 (.364); '01-02, 1-12 (.083); '02-03, 2-7 (.286); '03-04, 0-0. Totals: 8-39 (.205).

PLAYOFFS	GP	MIN	FGM	FGA	PCT	FTM	FTA	PCT	OFF	DEF	REB	AST	PF	DQ	STL	BLK	PTS	AVG
2004	4	6	1	1	1.000	0	0	---	0	0	0	0	0	0	0	0	2	0.5

Three-point field goals: 0-0.

TOM BOWENS

Height: 6-8 Weight: 220 Grambling State '67 Born Jul. 7, 1940
Departed: Left as a free agent in 1968

YEAR	GP	MIN	FGM	FGA	PCT	FTM	FTA	PCT	OFF	DEF	REB	AST	PF	DQ	STL	BLK	PTS	AVG
67-68	67	1287	177	453	.391	55	90	.611	-	-	374	41	159	3	-	-	410	6.1

Three-point field goals: 1-2 (.500).

PLAYOFFS	GP	MIN	FGM	FGA	PCT	FTM	FTA	PCT	OFF	DEF	REB	AST	PF	DQ	STL	BLK	PTS	AVG
1968	5	94	14	31	.452	2	2	1.000	-	-	25	5	17	1	-	-	30	6.0

Three-point field goals: 0-1 (.000).

EARL BOYKINS

Height: 5-5 Weight: 133 Eastern Michigan '98 Born Jun. 2, 1976
Acquired: Signed as a free agent on Aug. 18, 2003 Departed: Traded to Milwaukee on Jan. 11, 2007

YEAR	GP	MIN	FGM	FGA	PCT	FTM	FTA	PCT	OFF	DEF	REB	AST	PF	DQ	STL	BLK	PTS	AVG
03-04	82	1849	321	766	.419	142	162	.877	42	101	143	295	84	0	51	3	839	10.2
04-05	82	2162	340	824	.413	279	303	.921	37	106	143	372	122	0	78	12	1015	12.4
05-06	60	1542	271	661	.410	152	174	.874	21	60	81	230	73	0	48	4	756	12.6
06-07	31	877	156	378	.413	119	131	.908	23	40	63	132	31	0	25	2	472	15.2
TOTALS	**255**	**6430**	**1088**	**2629**	**.414**	**692**	**770**	**.899**	**123**	**307**	**430**	**1029**	**310**	**0**	**202**	**21**	**3082**	**12.1**

Three-point field goals: '03-04, 55-171 (.322); '04-05, 56-166 (.337); '05-06, 62-179 (.346); '06-07, 41-110 (.373). Totals: 214-626 (.342).

PLAYOFFS	GP	MIN	FGM	FGA	PCT	FTM	FTA	PCT	OFF	DEF	REB	AST	PF	DQ	STL	BLK	PTS	AVG
2004	5	121	28	63	.444	6	7	.857	6	6	12	19	6	0	5	1	67	13.4
2005	5	152	27	68	.397	17	19	.895	2	3	5	19	13	0	4	1	71	14.2
2006	5	140	19	59	.322	13	17	.765	3	4	7	20	6	0	4	0	55	11.0
TOTALS	**15**	**413**	**74**	**190**	**.390**	**36**	**43**	**.837**	**11**	**13**	**24**	**58**	**25**	**0**	**13**	**2**	**193**	**12.9**

Three-point field goals: 2004, 5-14 (.357); 2005, 0-7 (.000); 2006, 4-19 (.211). Totals: 9-40 (.225).

JIM BRADLEY

Height: 6-8 Weight: 215 Northern Illinois '73 Born Mar. 16, 1952

YEAR	GP	MIN	FGM	FGA	PCT	FTM	FTA	PCT	OFF	DEF	REB	AST	PF	DQ	STL	BLK	PTS	AVG
75-76	7	107	15	38	.395	2	3	.667	4	26	30	11	26	x	5	5	32	4.6

Three-point field goals: 0-0.

COREY BREWER

Height: 6-9 Weight: 188 Florida '07 Born Mar. 5, 1986
Acquired: By trade from Dallas on Dec. 13, 2011 Departed: Contract expired at end of '12-13 season

YEAR	GP	MIN	FGM	FGA	PCT	FTM	FTA	PCT	OFF	DEF	REB	AST	PF	DQ	STL	BLK	PTS	AVG
11-12	59	1287	201	463	.434	90	130	.692	43	107	150	88	113	0	72	17	525	8.9
12-13	82	2003	375	883	.425	149	216	.690	55	180	235	124	154	0	118	23	990	12.1
TOTALS	**141**	**3290**	**576**	**1346**	**.427**	**239**	**346**	**.690**	**98**	**287**	**385**	**212**	**267**	**0**	**190**	**40**	**1515**	**10.7**

Three-point field goals: '11-12, 33-127 (.260); '12-13, 91-307 (.296). Totals: 124-434 (.285)

PLAYOFFS	GP	MIN	FGM	FGA	PCT	FTM	FTA	PCT	OFF	DEF	REB	AST	PF	DQ	STL	BLK	PTS	AVG
2012	7	116	23	54	.426	6	8	.750	6	8	14	6	11	0	4	2	58	8.3
2013	6	146	21	68	.309	14	21	.667	3	8	11	7	19	0	6	1	65	10.8
TOTALS	**13**	**262**	**44**	**122**	**.360**	**20**	**29**	**.689**	**9**	**16**	**25**	**13**	**30**	**0**	**10**	**3**	**123**	**9.4**

Three-Point Field Goals: 2012, 6-20, (.300); 2013, 9-36, (.250). Totals: 15-56 (.267).

AARON BROOKS

Height: 6-0 Weight: 161 Oregon '07 Born Jan. 14, 1985
Acquired: By trade from Houston on Feb. 20, 2014 Departed: Contract expired at end of '13-14 season

YEAR	GP	MIN	FGM	FGA	PCT	FTM	FTA	PCT	OFF	DEF	REB	AST	PF	DQ	STL	BLK	PTS	AVG
13-14	29	841	129	318	.406	46	51	.902	20	58	78	150	70	0	27	7	346	11.9

Three-point field goals: 42-116 (.362).

KEVIN BROOKS

Height: 6-8 Weight: 200 Southwestern Louisiana '91 Born Oct. 12, 1969
Acquired: By trade from Milwaukee on Jul. 1, 1991 Departed: Renounced following '93-94 season

YEAR	GP	MIN	FGM	FGA	PCT	FTM	FTA	PCT	OFF	DEF	REB	AST	PF	DQ	STL	BLK	PTS	AVG
91-92	37	270	43	97	.443	17	21	.810	13	26	39	11	19	0	8	2	105	2.8
92-93	55	571	93	233	.399	35	40	.875	22	59	81	34	46	0	10	2	227	4.1
93-94	34	190	36	99	.364	9	10	.900	5	16	21	3	19	0	0	2	85	2.5
TOTALS	**126**	**1031**	**172**	**429**	**.401**	**61**	**71**	**.859**	**40**	**101**	**141**	**48**	**84**	**0**	**18**	**6**	**417**	**3.3**

Three-point field goals: '91-92: 2-11 (.182), '92-93: 6-26 (.231), '93-94: 4-23 (.174), Totals: 12-60 (.200)

MICHAEL BROOKS

Height: 6-7 Weight: 220 La Salle '80 Born Aug. 17, 1958
Acquired: Signed for the remainder of the season on Mar. 4, 1988 Departed: Contract expired at end of '87-88 season

YEAR	GP	MIN	FGM	FGA	PCT	FTM	FTA	PCT	OFF	DEF	REB	AST	PF	DQ	STL	BLK	PTS	AVG
87-88	16	133	20	49	.408	3	4	.750	19	25	44	13	21	1	4	1	43	2.7

Three point field goals: 0-0.

PLAYOFFS	GP	MIN	FGM	FGA	PCT	FTM	FTA	PCT	OFF	DEF	REB	AST	PF	DQ	STL	BLK	PTS	AVG
1988	4	11	1	3	.333	0	0	---	1	3	4	2	1	0	0	0	3	0.8

Three-point field goals: 0-0.

DEVIN BROWN

Height: 6-5 Weight: 235 Texas-San Antonio '02 Born Dec. 30, 1978
Acquired: Signed a 10-day contract on Apr. 4, 2003 Departed: Was not signed to a second 10-day contract

YEAR	GP	MIN	FGM	FGA	PCT	FTM	FTA	PCT	OFF	DEF	REB	AST	PF	DQ	STL	BLK	PTS	AVG
02-03	3	71	7	25	.280	4	6	.667	4	7	11	5	11	0	4	1	18	6.0

Three-point field goals: 0-1 (.000).

LARRY BROWN

Height: 5-9 Weight: 160 North Carolina '63 Born Sept.14, 1940
Acquired: By trade from Virginia in Jan., 1971

YEAR	GP	MIN	FGM	FGA	PCT	FTM	FTA	PCT	OFF	DEF	REB	AST	PF	DQ	STL	BLK	PTS	AVG
70-71	34	813	85	236	.360	112	136	.824	-	-	62	208	96	1	-	-	287	8.4
71-72	76	2012	243	556	.437	198	244	.811	-	-	166	549	207	4	-	-	689	9.1
TOTALS	**110**	**2825**	**328**	**792**	**.414**	**310**	**380**	**.816**	**64**	**164**	**228**	**757**	**303**	**5**	**-**	**-**	**976**	**8.9**

Three-point field goals: '70-71, 5-19 (.263); '71-72, 5-25 (.200). Totals: 10-44 (.227)

PLAYOFFS	GP	MIN	FGM	FGA	PCT	FTM	FTA	PCT	OFF	DEF	REB	AST	PF	DQ	STL	BLK	PTS	AVG
1972	7	211	21	50	.420	23	24	.958	3	7	10	36	25	0	-	-	65	9.3

Three-point field goals: 0-3 (.000).

ROGER BROWN

Height: 6-11 Weight: 225 Kansas '71 Born Feb. 23, 1950
Acquired: Signed as a free agent in 1975

YEAR	GP	MIN	FGM	FGA	PCT	FTM	FTA	PCT	OFF	DEF	REB	AST	PF	DQ	STL	BLK	PTS	AVG
75-76	37	291	28	61	.459	16	24	.667	25	50	75	22	63	x	8	22	74	2.0

Three-point field goals: 2-2 (1.000).

MARK BRYANT

Height: 6-9 Weight: 250 Seton Hall '88 Born Apr. 25, 1965
Acquired: By trade from Philadelphia on Dec. 18, 2002 Departed: Traded to Boston on Feb. 20, 2003

YEAR	GP	MIN	FGM	FGA	PCT	FTM	FTA	PCT	OFF	DEF	REB	AST	PF	DQ	STL	BLK	PTS	AVG
02-03	3	14	0	1	.000	1	2	.500	1	1	2	2	4	0	0	0	1	0.3

Three-point field goals: 0-0.

GREG BUCKNER

Height: 6-4 Weight: 210 Clemson '98 Born Sept. 16, 1976
Acquired: Signed as a free agent on Oct. 5, 2004 Departed: Signed with Dallas on Jul. 13, 2006

YEAR	GP	MIN	FGM	FGA	PCT	FTM	FTA	PCT	OFF	DEF	REB	AST	PF	DQ	STL	BLK	PTS	AVG
04-05	70	1522	160	303	.528	63	81	.778	66	142	208	133	169	0	75	6	432	6.2
05-06	73	1758	181	417	.434	43	55	.782	31	178	209	127	180	0	87	20	491	6.7
TOTALS	**143**	**3280**	**341**	**720**	**.474**	**106**	**136**	**.779**	**97**	**320**	**417**	**260**	**349**	**0**	**162**	**26**	**923**	**6.5**

Three-point field goals: '04-05, 49-121 (.405); '05-06, 86-243 (.354). Totals: 135-364 (.371)

PLAYOFFS	GP	MIN	FGM	FGA	PCT	FTM	FTA	PCT	OFF	DEF	REB	AST	PF	DQ	STL	BLK	PTS	AVG
2005	5	100	4	18	.222	0	0	---	1	15	16	5	14	0	2	1	10	2.0
2006	5	137	23	55	.418	7	8	.875	3	11	14	6	12	0	3	1	63	12.6
TOTALS	**10**	**237**	**27**	**73**	**.370**	**7**	**8**	**.875**	**4**	**26**	**30**	**11**	**26**	**0**	**5**	**2**	**73**	**7.3**

Three-Point Field Goals: 2005, 2-9, (.222); 2006, 10-32, (.313). Totals: 12-41 (.293).

LARRY BUNCE

Height: 7-0 Weight: 245 Utah State '67 Born Jul. 29, 1945
Acquired: By trade from Los Angeles in Aug., 1968 Departed: Traded to Dallas on Jan. 3, 1969

YEAR	GP	MIN	FGM	FGA	PCT	FTM	FTA	PCT	OFF	DEF	REB	AST	PF	DQ	STL	BLK	PTS	AVG
68-69	23	225	22	58	.373	49	70	.700	17	41	58	2	44	1	-	-	93	4.0

Three-point field goals: 0-0.

DAVID BURNS

Height: 6-2 Weight: 180 St. Louis '81 Born Jul. 3, 1958
Acquired: Signed as a free agent on Nov. 27, 1981 Departed: Waived on Dec. 16, 1981

YEAR	GP	MIN	FGM	FGA	PCT	FTM	FTA	PCT	OFF	DEF	REB	AST	PF	DQ	STL	BLK	PTS	AVG
81-82	6	53	5	11	.455	6	9	.667	1	2	3	11	13	0	2	0	16	2.7

Three-point field goals: 0-0.

DAVE BUSTION

Height: 6-8 Weight: 215 Denver '72 Born Aug. 30, 1949
Acquired: Drafted in the fifth round in 1972

YEAR	GP	MIN	FGM	FGA	PCT	FTM	FTA	PCT	OFF	DEF	REB	AST	PF	DQ	STL	BLK	PTS	AVG
72-73	47	355	58	133	.436	42	59	.712	39	62	101	21	82	0	8	4	158	3.4

Three-point field goals: 0-0.

PLAYOFFS	GP	MIN	FGM	FGA	PCT	FTM	FTA	PCT	OFF	DEF	REB	AST	PF	DQ	STL	BLK	PTS	AVG
1973	1	11	2	7	.286	6	7	.857	0	1	1	1	3	0	0	0	10	10.0

Three-point field goals: 0-0.

MACK CALVIN

Height: 6-0 Weight: 175 Southern California '69 Born Jul. 27, 1947
Acquired: By trade from Carolina in Jun. 1974 Departed: Traded to Virginia in 1975
Re-acquired: Claimed off waivers on Feb. 15, 1977 Departed: Waived on Oct. 12, 1978

YEAR	GP	MIN	FGM	FGA	PCT	FTM	FTA	PCT	OFF	DEF	REB	AST	PF	DQ	STL	BLK	PTS	AVG
74-75	74	2463	483	996	.485	475	530	.896	36	174	210	570	206	0	140	8	1444	19.5
76-77	29	625	100	225	.444	123	144	.854	19	30	49	115	53	0	27	1	323	11.1
77-78	77	988	147	333	.441	173	206	.840	11	73	84	148	87	0	46	5	467	6.1
TOTALS	**180**	**4076**	**730**	**1554**	**.470**	**771**	**880**	**.876**	**66**	**277**	**343**	**833**	**346**	**0**	**213**	**14**	**2234**	**12.4**

Three-point field goals: '74-75, 3-16 (.188).

PLAYOFFS	GP	MIN	FGM	FGA	PCT	FTM	FTA	PCT	OFF	DEF	REB	AST	PF	DQ	STL	BLK	PTS	AVG
1975	13	144	76	163	.466	78	82	.951	6	35	41	68	50	0	23	1	223	17.9
1977	6	112	19	40	.475	24	29	.828	1	8	9	13	13	0	1	0	62	10.3
1978	12	135	19	42	.452	27	29	.931	3	5	8	21	11	0	7	0	65	5.4
TOTALS	**31**	**691**	**114**	**245**	**.465**	**129**	**140**	**.921**	**10**	**48**	**58**	**102**	**74**	**0**	**31**	**1**	**360**	**11.6**

Three-point field goals: 1975, 3-8 (.375).

MARCUS CAMBY

Height: 6-11 Weight: 235 Massachusetts '97 Born Mar. 22, 74
Acquired: By trade from New York in Jun. 26, 2002 Departed: Traded to L.A. Clippers on Jul. 15, 2008

YEAR	GP	MIN	FGM	FGA	PCT	FTM	FTA	PCT	OFF	DEF	REB	AST	PF	DQ	STL	BLK	PTS	AVG
02-03	29	616	93	227	.410	33	50	.660	75	133	208	47	69	1	20	40	221	7.2
03-04	72	2161	262	549	.477	98	136	.721	211	516	727	132	239	4	86	187	622	10.1
04-05	66	2015	279	600	.465	125	173	.723	131	530	661	152	177	0	61	199	683	10.0
05-06	56	1857	302	649	.465	111	156	.712	132	536	668	115	158	1	79	184	716	11.9
06-07	70	2369	312	659	.473	161	221	.729	164	652	816	223	183	2	87	231	785	11.7
07-08	79	2758	286	635	.450	143	202	.708	230	807	1037	259	216	2	84	285	721	13.1
TOTALS	**372**	**11775**	**1534**	**3319**	**.462**	**671**	**938**	**.715**	**943**	**3174**	**4117**	**928**	**1042**	**10**	**417**	**1126**	**3748**	**11.1**

Three-Point Field Goals:'02-03, 2-5 (.400); '03-04, 0-2 (.000); '04-05, 0-4 (.000), '05-06, 1-11 (.091), '06-07, 0-2 (.000); '07-08, 6-20 (.300). Totals: 9-44 (.205).

PLAYOFFS	GP	MIN	FGM	FGA	PCT	FTM	FTA	PCT	OFF	DEF	REB	AST	PF	DQ	STL	BLK	PTS	AVG
2004	5	194	27	55	.491	8	14	.571	14	43	57	12	21	0	4	7	63	11.4
2005	5	184	17	41	.415	17	27	.630	4	52	56	9	18	0	3	16	51	11.2
2006	5	175	26	62	.419	5	9	.556	13	42	55	11	14	0	4	14	57	11.0
2007	5	184	17	45	.378	4	6	.667	12	62	74	10	14	0	4	16	38	14.8
2008	4	124	5	21	.238	2	6	.333	11	42	53	12	10	0	4	12	13	13.3
TOTALS	**24**	**861**	**92**	**224**	**.411**	**36**	**62**	**.581**	**54**	**241**	**295**	**54**	**77**	**0**	**19**	**65**	**222**	**12.3**

Three-Point Field Goals: 1999, 0-1, (.000); 2000, 0-1, (.000); 2001, 0-0; 2004, 1-2 (.500); 2005, 0-0; 2006, 0-0; 2007, 0-0; 2008, 1-1 (1.000). Totals: 2-5 (.400).

VLATKO CANCAR

Height: 6-8 Weight: 236 Slovenia Born Apr. 10, 1997
Acquired: Drafted in the second round, 49th overall, in 2017 Departed: Currently on the team

YEAR	GP	MIN	FGM	FGA	PCT	FTM	FTA	PCT	OFF	DEF	REB	AST	PF	DQ	STL	BLK	PTS	AVG
19-20	14	45	6	15	.400	4	4	1.000	5	5	10	3	7	0	1	1	17	1.2

Three-point field goals: '19-20, 1-6 (.167).

PLAYOFFS	GP	MIN	FGM	FGA	PCT	FTM	FTA	PCT	OFF	DEF	REB	AST	PF	DQ	STL	BLK	PTS	AVG
2020	--------DNP - INJURED--------																	

Three-point field goals: 2020, 0-0 (---).

LARRY CANNON

Height: 6-5 Weight: 195 La Salle '69 Born Apr. 12, 1947
Acquired: By trade from Miami in Jun., 1970

YEAR	GP	MIN	FGM	FGA	PCT	FTM	FTA	PCT	OFF	DEF	REB	AST	PF	DQ	STL	BLK	PTS	AVG
70-71	80	3097	751	1722	.436	606	763	.794	207	126	333	414	237	6	-	-	2126	26.6

Three-point field goals: 18-69 (.261).

FRANK CARD

Height: 6-7 Weight: 195 South Carolina State '64 Born Dec. 28, 1944
Acquired: Claimed off waivers in Nov. 1971

YEAR	GP	MIN	FGM	FGA	PCT	FTM	FTA	PCT	OFF	DEF	REB	AST	PF	DQ	STL	BLK	PTS	AVG
71-72	73	1443	225	494	.455	112	172	.651	143	187	330	79	204	4	2	2	562	7.7
72-73	4	36	6	15	.400	9	13	.692	4	3	7	0	4	0	0	0	21	5.3
TOTALS	**77**	**1479**	**231**	**509**	**.454**	**121**	**185**	**.654**	**147**	**190**	**337**	**79**	**208**	**4**	**2**	**2**	**583**	**7.6**

Three-point field goals: '71-72, 0-1 (.000).

PLAYOFFS	GP	MIN	FGM	FGA	PCT	FTM	FTA	PCT	OFF	DEF	REB	AST	PF	DQ	STL	BLK	PTS	AVG
1972	4	28	4	8	.500	0	1	.000	3	4	7	3	10	0	-	-	8	2.0

Three-point field goals: 0-0.

DEMARRE CARROLL

Height: 6-8 Weight: 212 Missouri '09 Born Jul. 27, 1986
Acquired: Signed as a free agent on Dec. 13, 2011 Departed: Waived on Feb. 4, 2012

YEAR	GP	MIN	FGM	FGA	PCT	FTM	FTA	PCT	OFF	DEF	REB	AST	PF	DQ	STL	BLK	PTS	AVG
11-12	4	21	6	6	1.000	0	0	---	0	3	3	3	1	0	0	0	12	3.0

Three-point field goals: 0-0.

JOE BARRY CARROLL

Height: 7-0 Weight: 245 Purdue '80 Born Jul. 24, 1958
Acquired: By trade from New Jersey on Feb. 21, 1990 Departed: Contract expired at end of '89-90 season

YEAR	GP	MIN	FGM	FGA	PCT	FTM	FTA	PCT	OFF	DEF	REB	AST	PF	DQ	STL	BLK	PTS	AVG
89-90	30	719	153	354	.432	52	70	.743	51	142	193	54	70	0	28	59	358	11.9

Three-point field goals: 0-0.

PLAYOFFS	GP	MIN	FGM	FGA	PCT	FTM	FTA	PCT	OFF	DEF	REB	AST	PF	DQ	STL	BLK	PTS	AVG
1990	3	46	9	16	.563	2	2	1.000	1	8	9	3	6	0	1	5	20	6.7

Three-point field goals: 0-0.

ANTHONY CARTER

Height: 6-2 Weight: 195 Hawaii '99 Born June 16, 1975
Acquired: Signed as a free agent on Oct. 2, 2006 Departed: Waived on Oct. 25, 2006
Acquired: Signed as a free agent on Apr. 13, 2007 Departed: Waived on Aug. 29, 2007
Acquired: Signed as a free agent on Aug. 31, 2007 Departed: Traded to New York on Feb. 2, 2011

YEAR	GP	MIN	FGM	FGA	PCT	FTM	FTA	PCT	OFF	DEF	REB	AST	PF	DQ	STL	BLK	PTS	AVG
06-07	2	37	3	8	.375	0	0	---	0	3	3	11	4	0	0	1	6	3.0
07-08	70	1959	218	476	.458	64	85	.753	27	173	200	388	172	2	107	28	545	7.8
08-09	78	1787	167	386	.433	57	78	.731	40	165	205	364	142	0	96	13	412	5.3
09-10	54	859	76	181	.420	11	13	.846	17	72	89	160	72	0	39	13	180	3.3
10-11	14	153	10	30	.333	2	2	1.000	0	12	12	26	19	0	9	1	26	1.9
TOTALS	**218**	**4795**	**474**	**1081**	**.438**	**134**	**178**	**.753**	**84**	**425**	**509**	**949**	**409**	**2**	**251**	**56**	**1169**	**5.4**

Three-point field goals: '06-07, 0-2 (.000); '07-08, 45-129 (.340), '08-09, 21-88 (.239); '09-10, 17-63 (.270); '10-11, 4-12 (.333). Totals: 87-294 (.296)

PLAYOFFS	GP	MIN	FGM	FGA	PCT	FTM	FTA	PCT	OFF	DEF	REB	AST	PF	DQ	STL	BLK	PTS	AVG
2007	1	14	4	4	1.000	0	1	.000	0	1	1	2	2	0	0	0	8	8.0
2008	4	61	4	14	.286	0	0	---	2	8	10	14	6	0	1	1	8	2.0
2009	16	228	20	49	.408	2	4	.500	11	21	32	34	27	0	15	1	44	2.8
2010	1	7	0	3	.000	0	0	---	0	0	0	3	0	0	0	0	0	0.0
TOTALS	**22**	**310**	**28**	**70**	**.400**	**2**	**5**	**.400**	**13**	**30**	**43**	**53**	**35**	**0**	**16**	**2**	**60**	**2.7**

Three-point field goals: 2007, 0-0; 2008, 0-5 (.000); 2009, 2-12 (.167); 2010, 0-10 (.000). Totals: 2-27 (.074).

HOWARD CARTER

Height: 6-5 Weight: 215 Louisiana State '83 Born Oct. 26, 1961
Acquired: Drafted, No. 15 overall, in 1983 Departed: Traded to Dallas on Aug. 23, 1984

YEAR	GP	MIN	FGM	FGA	PCT	FTM	FTA	PCT	OFF	DEF	REB	AST	PF	DQ	STL	BLK	PTS	AVG
83-84	55	688	145	316	.459	47	61	.770	38	48	86	71	81	0	19	4	342	6.2

Three-point field goals: 5-19 (.263).

PLAYOFFS	GP	MIN	FGM	FGA	PCT	FTM	FTA	PCT	OFF	DEF	REB	AST	PF	DQ	STL	BLK	PTS	AVG
1984	5	60	7	22	.318	0	0	---	1	4	5	5	3	0	4	1	15	3.0

Three-point field goals: 1-5 (.200).

WILSON CHANDLER

Height: 6-8 Weight: 225 DePaul '07 Born May 10, 1987
Acquired: By trade from New York on Feb. 22, 2011 Departed: Traded to Philadelphia on Jul. 6, 2018

YEAR	GP	MIN	FGM	FGA	PCT	FTM	FTA	PCT	OFF	DEF	REB	AST	PF	DQ	STL	BLK	PTS	AVG
10-11	21	642	101	241	.419	34	42	.810	13	92	105	34	47	0	14	24	262	12.5
11-12	8	215	31	79	.392	10	12	.833	6	35	41	17	18	0	6	6	75	9.4
12-13	43	1079	210	455	.462	88	111	.793	45	173	218	58	119	0	45	12	560	13.0
13-14	62	1927	307	738	.416	110	152	.724	58	236	294	114	193	4	46	31	846	13.6
14-15	78	2471	418	975	.429	110	142	.775	96	379	475	134	231	2	58	29	1085	13.9
16-17	71	2197	433	939	.461	141	194	.727	103	357	460	141	172	2	51	30	1117	15.7
17-18	74	2346	281	631	.445	88	114	.772	102	296	398	159	156	2	43	39	738	10.0
TOTALS	**357**	**10877**	**1781**	**4058**	**.439**	**581**	**767**	**.757**	**423**	**1568**	**1991**	**657**	**936**	**10**	**263**	**171**	**4683**	**13.1**

Three-point field goals: '10-11, 26-75 (.347); '11-12, 3-12 (.250): '12-13, 52-126 (.413); '13-14, 122-351 (.348); '14-15, 139-406 (.342); '16-17, 110-326 (.337); '17-18, 88-246 (.358). **Totals:** 540-1542 (.350).

PLAYOFFS	GP	MIN	FGM	FGA	PCT	FTM	FTA	PCT	OFF	DEF	REB	AST	PF	DQ	STL	BLK	PTS	AVG
2011	5	115	8	29	.276	7	9	.778	2	20	22	2	15	1	3	4	24	4.8
2013	6	205	27	76	.355	9	12	.750	5	28	33	8	25	1	8	3	72	12.0
TOTALS	**11**	**320**	**35**	**105**	**.333**	**16**	**21**	**.762**	**7**	**48**	**55**	**10**	**40**	**2**	**11**	**7**	**96**	**8.7**

Three-point field goals: 2011, 1-7 (.143); 2013, 9-29 (.310). Totals: 10-36 (.278).

WAYNE CHAPMAN

Height: 6-6 Weight: 190 Western Kentucky '68 Born Jun. 15, 1945
Departed: Traded to Indiana in Feb., 1971

YEAR	GP	MIN	FGM	FGA	PCT	FTM	FTA	PCT	OFF	DEF	REB	AST	PF	DQ	STL	BLK	PTS	AVG
70-71	47	1049	184	484	.380	89	129	.690	43	99	142	107	127	3	-	-	468	9.9

Three-point field goals: 11-48 (.229)

CALBERT CHEANEY

Height: 6-7 Weight: 217 Indiana '93 Born Jul. 17, 1971
Acquired: By trade from Boston on Oct. 16, 2000 Departed: Contract expired at end of '01-02 season

YEAR	GP	MIN	FGM	FGA	PCT	FTM	FTA	PCT	OFF	DEF	REB	AST	PF	DQ	STL	BLK	PTS	AVG
00-01	9	153	10	30	.333	1	2	.500	5	15	20	9	14	0	4	2	21	2.3
01-02	68	1631	224	466	.481	46	67	.687	57	183	240	110	156	1	34	21	494	7.3
TOTALS	**77**	**1784**	**234**	**496**	**.472**	**47**	**69**	**.681**	**62**	**198**	**260**	**119**	**170**	**1**	**38**	**23**	**515**	**6.7**

Three-point field goals: '00-01, 0-0; '01-02, 0-4 (.000).

IAN CLARK

Height: 6-3 Weight: 175 Belmont '13 Born Mar. 7, 1991
Acquired; Claimed on waivers on Mar. 28, 2015 Departed: Contract expired at end of 2014-15 season

YEAR	GP	MIN	FGM	FGA	PCT	FTM	FTA	PCT	OFF	DEF	REB	AST	PF	DQ	STL	BLK	PTS	AVG
14-15	7	31	4	11	.364	4	4	1.000	0	3	3	2	8	0	3	1	13	1.9

Three-point field goals: 1-5 (.200)

KEON CLARK

Height: 6-11 Weight: 220 UNLV '98 Born Apr. 16, 1975
Acquired: By trade from Orlando on Jan. 21, 1999 Departed: Traded to Toronto on Jan. 12, 2001

YEAR	GP	MIN	FGM	FGA	PCT	FTM	FTA	PCT	OFF	DEF	REB	AST	PF	DQ	STL	BLK	PTS	AVG
98-99	28	409	36	80	.450	21	37	.568	36	60	96	10	52	0	10	31	93	3.3
99-00	81	1850	286	528	.542	121	176	.688	162	343	505	71	231	1	45	114	694	8.6
00-01	35	752	82	199	.412	63	105	.600	58	128	186	34	101	3	16	44	227	6.5
TOTALS	**144**	**3011**	**404**	**807**	**.501**	**205**	**318**	**.645**	**256**	**531**	**787**	**115**	**384**	**4**	**71**	**189**	**1014**	**7.0**

Three-point field goals: '98-99, 0-1 (.000); '99-00, 1-8 (.125); '00-01, 0-0. Totals: 1-9 (.111).

JEFF CONGDON

Height: 6-1 Weight: 190 Brigham Young '67 Born Oct. 17, 1943
Acquired: By trade from Anaheim in Dec. 1967

YEAR	GP	MIN	FGM	FGA	PCT	FTM	FTA	PCT	OFF	DEF	REB	AST	PF	DQ	STL	BLK	PTS	AVG
67-68	41	398	67	191	.351	20	25	.800	-	-	34	59	37	0	-	-	159	3.9
68-69	59	979	107	277	.386	69	85	.812	14	79	93	135	104	1	-	-	288	4.9
69-70	83	2461	299	775	.386	151	192	.786	52	181	233	446	205	3	-	-	812	9.8
TOTALS	**183**	**3838**	**473**	**1243**	**.381**	**240**	**302**	**.795**	**-**	**-**	**360**	**640**	**346**	**4**	**-**	**-**	**1259**	**6.9**

Three-point field goals: '67-68, 5-30 (.167); '68-69, 5-31 (.161), '69-70, 63-178 (.354). Totals: 73-239 (.305)

PLAYOFFS	GP	MIN	FGM	FGA	PCT	FTM	FTA	PCT	OFF	DEF	REB	AST	PF	DQ	STL	BLK	PTS	AVG
1968	3	35	7	21	.333	3	7	.429	-	-	4	5	0	-	-	19	6.3	
1969	7	183	20	42	.476	22	22	1.000	6	10	16	34	21	0	-	-	62	8.9
1970	12	313	43	118	.364	24	32	.750	8	25	33	68	31	0	-	-	126	10.5
TOTALS	**22**	**531**	**70**	**181**	**.387**	**49**	**61**	**.803**	**-**	**-**	**53**	**107**	**67**	**0**	**-**	**-**	**207**	**9.4**

Three-point field goals: 1968, 2-8 (.250); 1969, 0-2 (.000); 1970, 16-50 (.320). Totals: 18-60 (.300).

ANTHONY COOK

Height: 6-9 Weight: 215 Arizona '89 Born Mar. 19, 1967
Acquired: By trade from Detroit on Sept. 28, 1990 Departed: Traded to Orlando on Aug. 19, 1993

YEAR	GP	MIN	FGM	FGA	PCT	FTM	FTA	PCT	OFF	DEF	REB	AST	PF	DQ	STL	BLK	PTS	AVG
90-91	58	1121	118	283	.417	71	129	.550	134	192	326	26	100	1	35	72	307	5.3
91-92	22	115	15	25	.600	4	6	.667	13	21	34	2	10	0	5	4	34	1.5
92-93	--------DNP - RIGHT KNEE INJURY--------																	
TOTALS	**80**	**1236**	**133**	**308**	**.431**	**75**	**135**	**.555**	**147**	**213**	**360**	**28**	**110**	**1**	**40**	**76**	**341**	**4.3**

Three-point field goals: '90-91, 0-3 (.000).

DARWIN COOK

Height: 6-3 Weight: 195 Portland '80 Born Aug. 6, 1958
Acquired: By trade from San Antonio on Jan. 26, 1989 Departed: Contract expired at end of '88-89 season

YEAR	GP	MIN	FGM	FGA	PCT	FTM	FTA	PCT	OFF	DEF	REB	AST	PF	DQ	STL	BLK	PTS	AVG
88-89	30	386	71	163	.436	17	22	.773	13	35	48	43	44	0	28	6	161	5.4

Three-point field goals: 2-10 (.200).

PLAYOFFS	GP	MIN	FGM	FGA	PCT	FTM	FTA	PCT	OFF	DEF	REB	AST	PF	DQ	STL	BLK	PTS	AVG
1989	3	66	12	24	.500	6	6	1.000	2	11	13	11	12	0	4	0	31	10.3

Three-point field goals: 1-2 (.500).

NORMAN COOK

Height: 6-9 Weight: 220 Kansas '77 Born Mar. 21, 1955
Acquired: Signed as a free agent on Apr. 7, 1978 Departed: Waived on Apr. 17, 1978

YEAR	GP	MIN	FGM	FGA	PCT	FTM	FTA	PCT	OFF	DEF	REB	AST	PF	DQ	STL	BLK	PTS	AVG
77-78	2	10	1	3	.333	0	0	---	1	2	3	1	4	0	0	0	2	1.0

TYLER COOK

Height: 6-8 Weight: 255 Iowa '19 Born Jan. 23, 1996
Acquired: Signed as a free agent on Jun. 30, 2020 Departed: Contract expired at end of '19-20 season

YEAR	GP	MIN	FGM	FGA	PCT	FTM	FTA	PCT	OFF	DEF	REB	AST	PF	DQ	STL	BLK	PTS	AVG
19-20	2	19	1	2	.500	2	2	1.000	2	2	4	0	1	0	2	0	4	2.0

Three-point field goals: 0-0 (---).

PLAYOFFS	GP	MIN	FGM	FGA	PCT	FTM	FTA	PCT	OFF	DEF	REB	AST	PF	DQ	STL	BLK	PTS	AVG
2020	1	4	0	0	---	0	0	---	0	2	2	0	0	0	0	0	0	0.0

Three-point field goals: 2020, 0-0 (---).

WAYNE COOPER

Height: 6-10 Weight: 220 New Orleans '78 Born Nov. 16, 1956
Acquired: By trade from Portland on Jun. 7, 1984 Departed: Contract expired at end of '88-89 season

YEAR	GP	MIN	FGM	FGA	PCT	FTM	FTA	PCT	OFF	DEF	REB	AST	PF	DQ	STL	BLK	PTS	AVG
84-85	80	2031	404	856	.472	161	235	.685	229	402	631	86	304	2	28	197	969	12.1
85-86	78	2112	422	906	.466	174	219	.795	190	420	610	81	315	6	42	227	1021	13.1
86-87	69	1561	235	524	.448	79	109	.725	162	311	473	68	257	5	13	101	549	8.0
87-88	45	865	118	270	.437	50	67	.746	98	172	270	30	145	3	12	94	286	6.4
88-89	79	1864	220	444	.495	79	106	.745	212	407	619	78	302	7	36	211	520	6.6
TOTALS	**351**	**8433**	**1399**	**3000**	**.466**	**543**	**736**	**.738**	**891**	**1712**	**2603**	**343**	**1329**	**23**	**131**	**830**	**3345**	**9.5**

Three-point field goals: '84-85, 0-2 (.000); '85-86, 3-7 (.429); '86-87, 0-3 (.000); '87-88, 0-1 (.000); '88-89, 1-4 (.250). Totals: 4-17 (.235).

PLAYOFFS	GP	MIN	FGM	FGA	PCT	FTM	FTA	PCT	OFF	DEF	REB	AST	PF	DQ	STL	BLK	PTS	AVG
1985	15	321	67	143	.469	30	40	.750	34	59	93	20	52	0	8	36	164	10.9
1986	8	154	24	56	.429	15	22	.682	11	29	40	7	31	2	2	5	63	7.9
1987	3	41	5	12	.417	2	2	1.000	6	11	17	2	9	0	0	1	12	4.0
1988	9	96	8	23	.348	2	2	1.000	16	17	33	6	19	0	3	8	18	2.0
1989	3	44	6	12	.500	0	0	---	4	9	13	2	10	0	1	2	12	4.0
TOTALS	**40**	**656**	**110**	**246**	**.447**	**49**	**66**	**.742**	**71**	**125**	**196**	**37**	**121**	**2**	**14**	**52**	**269**	**6.7**

Three-point field goals: 1986, 0-1 (.000).

TORREY CRAIG

Height: 6-7 Weight: 215 USC-Upstate '14 Born Dec. 19, 1990
Acquired: Signed a two-way contract on Jul. 18, 2017 Departed: Contract expired at end of '19-20 season

YEAR	GP	MIN	FGM	FGA	PCT	FTM	FTA	PCT	OFF	DEF	REB	AST	PF	DQ	STL	BLK	PTS	AVG
17-18	39	629	62	137	.453	22	35	.629	40	87	127	25	63	0	12	15	163	4.2
18-19	75	1503	160	362	.442	49	70	.700	89	174	263	72	175	4	37	46	430	5.7
19-20	58	1072	124	269	.461	22	36	.611	63	126	189	47	135	2	23	36	315	5.4
TOTALS	**172**	**3204**	**346**	**768**	**.451**	**93**	**141**	**.660**	**192**	**387**	**579**	**144**	**373**	**6**	**72**	**97**	**908**	**5.3**

Three-point field goals: '17-18, 17-58 (.293); '18-19, 61-188 (.324); '19-20, 45-138 (.326). Totals: 123-384 (.320).

PLAYOFFS	GP	MIN	FGM	FGA	PCT	FTM	FTA	PCT	OFF	DEF	REB	AST	PF	DQ	STL	BLK	PTS	AVG
2019	14	330	33	69	.478	9	16	.563	21	51	72	12	38	1	7	5	92	6.6
2020	19	375	33	78	.423	9	13	.692	13	49	62	13	44	1	7	7	86	4.5
TOTALS	**33**	**705**	**66**	**147**	**.449**	**18**	**29**	**.621**	**34**	**100**	**134**	**25**	**82**	**2**	**14**	**12**	**178**	**5.4**

Three-point field goals: 2019, 17-36 (.472); 2020, 11-42 (.262). Totals: 28-78 (.359).

GEOFF CROMPTON

Height: 6-11 Weight: 280 North Carolina '78 Born Jul. 4, 1955
Acquired: By trade from Kansas City on Jul. 8, 1978 Departed: Waived on Apr. 11, 1979

YEAR	GP	MIN	FGM	FGA	PCT	FTM	FTA	PCT	OFF	DEF	REB	AST	PF	DQ	STL	BLK	PTS	AVG
78-79	20	88	10	26	.385	6	12	.500	6	17	23	5	19	0	0	3	26	1.3

JOHN CROTTY

Height: 6-2 Weight: 194 Virginia '91 Born Jul. 15, 1969
Acquired: Signed as a free agent on Dec. 22, 2002 Departed: Waived on Jan. 6, 2003
Re-Acquired: Signed a 10-day contract on Jan. 8, 2003 Departed: 10-day contract terminated on Jan. 27, 2003

YEAR	GP	MIN	FGM	FGA	PCT	FTM	FTA	PCT	OFF	DEF	REB	AST	PF	DQ	STL	BLK	PTS	AVG
02-03	12	180	14	41	.341	9	15	.600	1	14	15	29	16	0	3	0	41	3.4

Three-point field goals: 4-13 (.308).

RASTKO CVETKOVIC

Height: 7-1 Weight: 260 Yugoslavia Born Jun. 22, 1970
Acquired: Signed as a free agent on Sept. 29, 1995 Departed: Contract expired at end of '95-96 season

YEAR	GP	MIN	FGM	FGA	PCT	FTM	FTA	PCT	OFF	DEF	REB	AST	PF	DQ	STL	BLK	PTS	AVG
95-96	14	48	5	16	.313	0	4	.000	4	7	11	3	11	0	2	1	10	0.7

Three-point field goals: 0-1 (.000).

TROY DANIELS

Height: 6-4 Weight: 200 VCU '13 Born Jul. 15, 1991
Acquired: Signed as a free agent on Mar. 5, 2020 Departed: Contract expired at end of '19-20 season

YEAR	GP	MIN	FGM	FGA	PCT	FTM	FTA	PCT	OFF	DEF	REB	AST	PF	DQ	STL	BLK	PTS	AVG
19-20	6	76	10	28	.357	0	0	---	0	6	6	3	7	0	3	0	26	4.3

Three-point field goals: '19-20, 6-20 (.300).

PLAYOFFS	GP	MIN	FGM	FGA	PCT	FTM	FTA	PCT	OFF	DEF	REB	AST	PF	DQ	STL	BLK	PTS	AVG
2020	6	30	6	12	.500	1	2	.500	1	2	3	2	2	0	0	0	16	2.7

Three-point field goals: 2020, 3-6 (.500).

TERRY DAVIS

Height: 6-10 Weight: 270 Virginia Union '89 Born Jun. 17, 1967
Acquired: Signed as a free agent on Sept. 26, 2000 Departed: Contract expired at end of '00-01 season

YEAR	GP	MIN	FGM	FGA	PCT	FTM	FTA	PCT	OFF	DEF	REB	AST	PF	DQ	STL	BLK	PTS	AVG
00-01	19	228	12	25	.480	9	22	.409	24	29	53	7	34	0	1	1	33	1.7

Three-point field goals: 0-0.

WALTER DAVIS

Height: 6-6 Weight: 207 North Carolina '77 Born Sep. 9, 1954
Acquired: Signed as a free agent on Jul. 6, 1988 Departed: Traded to Portland on Jan. 23, 1991
Re-Acquired: Signed as a free agent on Nov. 2, 1991 Departed: Contract expired at end of '91-92 season

YEAR	GP	MIN	FGM	FGA	PCT	FTM	FTA	PCT	OFF	DEF	REB	AST	PF	DQ	STL	BLK	PTS	AVG
88-89	81	1857	536	1076	.498	175	199	.879	41	110	151	190	187	1	72	5	1267	15.6
89-90	69	1635	497	1033	.481	207	227	.912	46	133	179	155	160	1	59	9	1207	17.5
90-91	39	1044	316	667	.474	86	94	.915	52	71	123	84	108	2	62	3	728	18.7
91-92	46	741	185	403	.459	82	94	.872	20	50	70	68	69	0	29	1	457	9.9
TOTALS	**235**	**5277**	**1534**	**3179**	**.483**	**550**	**614**	**.896**	**159**	**364**	**523**	**497**	**524**	**4**	**222**	**18**	**3659**	**15.6**

Three-point field goals: '88-89, 20-69 (.290); '89-90, 6-46 (.130); '90-91, 10-33 (.303); '91-92, 5-16 (.313). Totals: 41-164 (.250).

PLAYOFFS	GP	MIN	FGM	FGA	PCT	FTM	FTA	PCT	OFF	DEF	REB	AST	PF	DQ	STL	BLK	PTS	AVG
1989	3	94	31	60	.517	15	15	1.000	2	3	5	4	11	0	3	0	77	25.7
1990	3	70	18	45	.400	6	6	1.000	4	5	9	6	4	0	1	0	42	14.0
TOTALS	**6**	**164**	**49**	**105**	**.466**	**21**	**21**	**1.000**	**6**	**8**	**14**	**10**	**15**	**0**	**4**	**0**	**119**	**19.8**

Three-point field goals: 1989, 0-4 (.000); 1990, 0-1 (.000). Totals: 0-5 (.000).

BISON DELE (FORMERLY BRIAN WILLIAMS)

Height: 6-11 Weight: 260 Arizona '92 Born Apr. 6, 1969
Acquired: By trade from Orlando on Aug. 19, 1993 Departed: Traded to L.A. Clippers on Sept. 19, 1995

YEAR	GP	MIN	FGM	FGA	PCT	FTM	FTA	PCT	OFF	DEF	REB	AST	PF	DQ	STL	BLK	PTS	AVG
93-94	80	1507	251	464	.541	137	211	.649	138	308	446	50	221	3	49	87	639	8.0
94-95	63	1261	196	333	.589	106	162	.654	98	200	298	53	210	7	38	43	498	7.9
TOTALS	**143**	**2768**	**447**	**797**	**.561**	**242**	**373**	**.649**	**236**	**508**	**744**	**103**	**431**	**10**	**87**	**130**	**1137**	**8.0**

Three-point field goals: '93-94, 0-3 (.000).

PLAYOFFS	GP	MIN	FGM	FGA	PCT	FTM	FTA	PCT	OFF	DEF	REB	AST	PF	DQ	STL	BLK	PTS	AVG
1994	12	289	42	76	.553	27	41	.659	33	56	89	11	36	0	4	11	111	9.3
1995	3	44	10	18	.556	4	4	1.000	5	13	18	2	15	1	0	1	24	8.0
TOTALS	**15**	**333**	**52**	**94**	**.553**	**31**	**45**	**.689**	**38**	**69**	**107**	**13**	**51**	**1**	**4**	**12**	**135**	**9.0**

Three-point field goals: 0-0.

KENNY DENNARD

Height: 6-8 Weight: 220 Duke '81 Born Oct. 18, 1958
Acquired: By trade from Kansas City on Sept. 26, 1983 Departed: Waived on Feb. 25, 1984

YEAR	GP	MIN	FGM	FGA	PCT	FTM	FTA	PCT	OFF	DEF	REB	AST	PF	DQ	STL	BLK	PTS	AVG
83-84	43	413	36	99	.364	15	24	.625	37	64	101	45	83	0	23	8	90	2.1

Three-point field goals: 3-10 (.300).

YAKHOUBA DIAWARA

Height: 6-7 Weight: 225 Pepperdine '05 Born Aug. 29, 1982
Acquired: Signed as a free agent on Aug. 26, 2006 Departed: Contract expired at end of '07-08 season

YEAR	GP	MIN	FGM	FGA	PCT	FTM	FTA	PCT	OFF	DEF	REB	AST	PF	DQ	STL	BLK	PTS	AVG
06-07	64	1177	100	292	.342	35	53	.660	27	83	110	55	132	0	30	7	284	4.4
07-08	54	542	55	134	.410	22	31	.710	23	39	62	37	61	1	8	3	153	2.8
TOTALS	**118**	**1719**	**155**	**426**	**.364**	**57**	**84**	**.679**	**50**	**122**	**172**	**92**	**193**	**1**	**38**	**10**	**437**	**3.7**

Three-point field goals: '06-07, 49-170 (.288); '07-08, 21-66 (.318). Totals: 70-236 (.297).

PLAYOFFS	GP	MIN	FGM	FGA	PCT	FTM	FTA	PCT	OFF	DEF	REB	AST	PF	DQ	STL	BLK	PTS	AVG
2007	1	1	0	0	---	0	0	---	0	0	0	0	0	0	0	0	0	0.0
2008	3	8	2	5	.400	0	0	---	0	1	1	0	0	0	0	0	4	1.3
TOTALS	**4**	**9**	**2**	**5**	**.400**	**0**	**0**	**---**	**0**	**1**	**1**	**0**	**0**	**0**	**0**	**0**	**4**	**1.0**

Three-point field goals: 2008, 0-2 (.000)

MICHAEL DOLEAC

Height: 6-11 Weight: 262 Utah '98 Born Jun. 15, 1977
Acquired: Claimed off waivers on Feb. 20, 2004 Departed: Contract expired at end of '03-04 season

YEAR	GP	MIN	FGM	FGA	PCT	FTM	FTA	PCT	OFF	DEF	REB	AST	PF	DQ	STL	BLK	PTS	AVG
03-04	26	344	40	97	.412	14	16	.875	28	48	76	14	58	0	6	6	94	3.6

Three-point field goals: 0-0.

PLAYOFFS	GP	MIN	FGM	FGA	PCT	FTM	FTA	PCT	OFF	DEF	REB	AST	PF	DQ	STL	BLK	PTS	AVG
2004	5	49	5	10	.500	0	0	---	2	5	7	3	8	0	0	0	10	2.0

Three-point field goals: 0-0.

JACKY DORSEY

Height: 6-7 Weight: 230 Georgia '78 Born Dec. 18, 1954
Acquired: Signed as a free agent on Jun. 24, 1977 Departed: Waived on Nov. 14, 1977

YEAR	GP	MIN	FGM	FGA	PCT	FTM	FTA	PCT	OFF	DEF	REB	AST	PF	DQ	STL	BLK	PTS	AVG
77-78	7	37	3	12	.250	3	5	.600	5	15	20	2	9	0	2	2	9	1.3

PJ DOZIER

Height: 6-6 Weight: 205 South Carolina '17 Born Oct. 25, 1996
Acquired: Signed as a free agent on Aug. 13, 2019 Departed: Currently on the team

YEAR	GP	MIN	FGM	FGA	PCT	FTM	FTA	PCT	OFF	DEF	REB	AST	PF	DQ	STL	BLK	PTS	AVG
19-20	29	412	65	157	.414	21	29	.724	10	45	55	63	45	0	14	6	168	5.8

Three-point field goals: '19-20, 17-49 (.347).

PLAYOFFS	GP	MIN	FGM	FGA	PCT	FTM	FTA	PCT	OFF	DEF	REB	AST	PF	DQ	STL	BLK	PTS	AVG
2020	12	125	14	33	.424	8	14	.571	2	16	18	12	13	0	2	2	38	3.2

Three-point field goals: 2020, 2-8 (.250).

T.R. DUNN

Height: 6-4 Weight: 192 Alabama '77 Born Feb. 1, 1955
Acquired: By trade from Portland on Aug. 15, 1980 Departed: Waived on Dec. 24, 1990

YEAR	GP	MIN	FGM	FGA	PCT	FTM	FTA	PCT	OFF	DEF	REB	AST	PF	DQ	STL	BLK	PTS	AVG
80-81	82	1427	146	345	.412	79	121	.653	133	168	301	81	141	0	66	29	371	4.5
81-82	82	2519	258	504	.512	153	215	.712	211	384	559	188	210	1	135	36	669	8.2
82-83	82	2640	254	527	.482	119	163	.730	231	384	615	189	218	2	147	25	627	7.6
83-84	80	2705	174	370	.470	106	145	.731	195	379	574	228	233	5	173	32	454	5.7
84-85	81	2290	175	358	.489	84	116	.724	169	216	385	153	213	3	140	14	434	5.4
85-86	82	2401	172	379	.454	68	88	.773	143	234	377	171	228	1	155	16	412	5.0
86-87	81	1932	118	276	.428	36	55	.655	91	174	265	147	160	0	100	21	272	3.4
87-88	82	1534	70	156	.449	40	52	.769	110	130	240	87	152	0	101	11	180	2.2
89-90	65	657	44	97	.454	26	39	.667	56	82	138	43	67	1	41	4	114	1.8
90-91	17	217	21	47	.447	9	10	.900	20	22	42	24	30	0	12	1	52	3.1
TOTALS	**734**	**18322**	**1432**	**3068**	**.467**	**720**	**1044**	**.689**	**1359**	**2137**	**3496**	**1311**	**1652**	**13**	**1070**	**189**	**3585**	**4.8**

Three-point field goals: '80-81, 0-2 (.000); '81-82, 0-1 (.000); '82-83, 0-1 (.000); '83-84, 0-1 (.000); '84-85, 0-2 (.000); '85-86, 0-1 (.000); '86-87, 0-2 (.000); '87-88, 0-1 (.000); '89-90, 0-2 (.000); '90-91, 1-4 (.250). Totals: 1-17 (.059)

PLAYOFFS	GP	MIN	FGM	FGA	PCT	FTM	FTA	PCT	OFF	DEF	REB	AST	PF	DQ	STL	BLK	PTS	AVG
1982	3	81	6	13	.462	7	8	.875	10	8	18	10	11	0	8	1	19	6.3
1983	8	300	18	41	.439	5	8	.625	27	51	78	20	21	0	12	3	41	5.1
1984	5	178	14	25	.560	5	7	.714	20	19	39	8	19	0	10	4	33	6.6
1985	15	371	27	65	.415	14	19	.737	27	33	60	34	45	0	24	3	68	4.5
1986	10	276	20	46	.435	9	14	.643	22	31	53	13	34	1	16	0	49	4.9
1987	3	22	1	4	.250	0	0	.000	1	2	3	2	3	0	1	1	2	0.7
1988	11	185	11	20	.550	4	8	.500	11	18	29	3	20	0	8	0	26	2.4
1990	3	31	0	0	---	0	0	---	1	6	7	2	3	0	4	1	0	0.0
TOTALS	**58**	**1444**	**97**	**214**	**.453**	**44**	**64**	**.688**	**119**	**168**	**287**	**92**	**156**	**1**	**83**	**13**	**238**	**4.1**

Three-point field goals: 0-0.

KEITH EDMONSON

Height: 6-5 Weight: 205 Purdue '82 Born Sept. 28, 1960
Acquired: By trade from San Antonio on Jan. 21, 1984 Departed: Contract expired at end of '83-84 season

YEAR	GP	MIN	FGM	FGA	PCT	FTM	FTA	PCT	OFF	DEF	REB	AST	PF	DQ	STL	BLK	PTS	AVG
83-84	15	101	23	47	.489	18	25	.720	6	12	18	7	16	0	4	1	64	4.2

Three-point field goals: 0-0.

HOWARD EISLEY

Height: 6-2 Weight: 180 Boston College '94 Born Dec. 4, 1972
Acquired: Signed for the remainder of the season on Mar. 23, 2006 Departed: Traded to Chicago on Jul. 19. 2006

YEAR	GP	MIN	FGM	FGA	PCT	FTM	FTA	PCT	OFF	DEF	REB	AST	PF	DQ	STL	BLK	PTS	AVG
05-06	19	282	30	86	.349	20	24	.833	2	17	19	44	23	0	8	2	92	4.8

Three-point field goals: 12-38 (316).

DALE ELLIS

Height: 6-7 Weight: 215 Tennessee '83 Born Aug. 6, 1960
Acquired: Signed as a free agent on Oct. 4, 1994 Departed: Contract expired at end of '96-97 season

YEAR	GP	MIN	FGM	FGA	PCT	FTM	FTA	PCT	OFF	DEF	REB	AST	PF	DQ	STL	BLK	PTS	AVG
94-95	81	1996	351	774	.453	110	127	.866	56	166	222	57	142	0	37	9	918	11.3
95-96	81	2626	459	959	.479	136	179	.760	88	227	315	139	191	1	57	7	1204	14.9
96-97	82	2940	477	1151	.414	215	263	.817	99	194	293	165	178	0	60	7	1361	16.6
TOTALS	**244**	**7562**	**1287**	**2884**	**.446**	**461**	**569**	**.810**	**243**	**587**	**830**	**361**	**511**	**1**	**154**	**23**	**3483**	**14.3**

Three-point field goals: '94-95, 106-263 (.403), '95-96, 150-364 (.412), '96-97, 192-528 (.364). Totals: 448-1155 (.388).

PLAYOFFS	GP	MIN	FGM	FGA	PCT	FTM	FTA	PCT	OFF	DEF	REB	AST	PF	DQ	STL	BLK	PTS	AVG
1995	3	73	10	28	.357	12	13	.923	6	8	14	3	6	0	2	1	36	12.0

Three-point field goals: 1995, 4-13 (.308).

HAROLD ELLIS

Height: 6-5 Weight: 200 Morehouse '92 Born Oct. 7, 1970
Acquired: Signed out of the CBA on Dec. 14, 1997 Departed: Contract expired at the end of the '97-98 season

YEAR	GP	MIN	FGM	FGA	PCT	FTM	FTA	PCT	OFF	DEF	REB	AST	PF	DQ	STL	BLK	PTS	AVG
97-98	27	344	62	111	.559	40	63	.635	27	23	50	18	53	0	19	4	164	6.1

Three-point field goals: 0-4 (.000).

LAPHONSO ELLIS

Height: 6-8 Weight: 240 Notre Dame '92 Born May 5, 1970
Acquired: Drafted, No. 5 overall, in 1992 Departed: Contract expired at the end of the '97-98 season

YEAR	GP	MIN	FGM	FGA	PCT	FTM	FTA	PCT	OFF	DEF	REB	AST	PF	DQ	STL	BLK	PTS	AVG
92-93	82	2749	483	958	.504	237	317	.748	274	470	744	151	293	8	72	111	1205	14.7
93-94	79	2699	483	963	.502	242	359	.674	220	462	682	167	304	6	63	80	1215	15.4
94-95	6	58	9	25	.360	6	6	1.000	7	10	17	4	12	0	1	5	24	4.0
95-96	45	1269	189	432	.438	89	148	.601	93	229	322	74	163	3	36	33	471	10.5
96-97	55	2002	445	1014	.439	218	282	.773	107	279	386	131	181	7	44	41	1203	21.9
97-98	76	2575	410	1007	.407	206	256	.805	146	398	544	213	226	2	65	49	1083	14.3
TOTALS	**343**	**11352**	**2019**	**4399**	**.459**	**998**	**1368**	**.730**	**847**	**1848**	**2695**	**740**	**226**	**2**	**281**	**319**	**5201**	**15.2**

Three-point field goals: '92-93, 2-13 (.154); '93-94, 7-23 (.304); '94-95, 0-0; '95-96, 4-22 (.182); '96-97, 95-259 (.367); '97-98, 57-201 (.284). Totals: 165-513 (.322).

PLAYOFFS	GP	MIN	FGM	FGA	PCT	FTM	FTA	PCT	OFF	DEF	REB	AST	PF	DQ	STL	BLK	PTS	AVG
1994	12	436	68	142	.479	38	54	.704	27	70	97	26	46	2	9	11	177	14.8
1995	--------DNP - INJURED LIST--------																	

Three-point field goals: 3-6 (.500).

MAURICE "BO" ELLIS

Height: 6-9 Weight: 200 Marquette '77 Born Aug.. 8, 1954
Acquired: By trade from Washington on Oct. 11, 1977 Departed: Waived on Nov. 2, 1979
Re-Acquired: Signed as a free agent on Nov. 24, 1979 Departed: Contract expired at the end of the '79-80 season

YEAR	GP	MIN	FGM	FGA	PCT	FTM	FTA	PCT	OFF	DEF	REB	AST	PF	DQ	STL	BLK	PTS	AVG
77-78	78	1213	133	320	.416	72	104	.692	114	190	304	73	208	2	49	47	338	4.3
78-79	42	269	42	92	.457	29	36	.806	17	45	62	10	45	0	10	13	113	2.7
79-80	48	502	61	136	.449	40	53	.755	51	65	116	30	67	1	10	24	164	3.4
TOTALS	**168**	**1984**	**236**	**548**	**.431**	**141**	**193**	**.731**	**182**	**300**	**482**	**113**	**320**	**3**	**69**	**84**	**613**	**3.6**

Three-point field goals: '79-80, 0-3 (.000).

PLAYOFFS	GP	MIN	FGM	FGA	PCT	FTM	FTA	PCT	OFF	DEF	REB	AST	PF	DQ	STL	BLK	PTS	AVG
1978	12	170	17	40	.425	12	15	.800	15	28	43	8	25	0	6	8	46	3.8
1979	3	24	2	6	.333	2	2	1.000	1	3	4	1	2	0	2	1	6	2.0
TOTALS	**15**	**194**	**19**	**46**	**.413**	**14**	**17**	**.824**	**16**	**31**	**47**	**9**	**27**	**0**	**8**	**9**	**52**	**3.5**

FRANCISCO ELSON

Height: 7-0 Weight: 235 California '99 Born Feb. 28, 1976
Acquired: Drafted in the second round, No. 41 overall, in 1999 Departed: Contract expired at the end of '05-06 season

YEAR	GP	MIN	FGM	FGA	PCT	FTM	FTA	PCT	OFF	DEF	REB	AST	PF	DQ	STL	BLK	PTS	AVG
03-04	62	875	94	199	.472	30	45	.667	65	138	203	32	145	2	35	39	218	3.5
04-05	67	939	101	216	.468	45	79	.570	61	140	201	34	129	1	34	41	248	3.7
05-06	72	1579	151	284	.532	49	74	.662	99	240	339	47	211	0	54	45	352	4.9
TOTALS	**201**	**3393**	**346**	**699**	**.495**	**124**	**198**	**.626**	**225**	**518**	**743**	**113**	**485**	**3**	**123**	**125**	**818**	**4.1**

Three-point field goals: '03-04, 0-1 (.000); '04-05, 1-3 (.333);' '05-06, 1-5 (.200). Totals: 2-9 (.222)

PLAYOFFS	GP	MIN	FGM	FGA	PCT	FTM	FTA	PCT	OFF	DEF	REB	AST	PF	DQ	STL	BLK	PTS	AVG
2004	4	60	7	12	.583	1	2	.500	1	8	9	2	14	0	2	1	15	3.8
2005	1	6	0	1	.000	0	0	---	0	3	3	0	0	0	0	0	0	0.0
2006	5	75	3	5	.600	0	0	---	5	6	11	2	13	1	4	0	6	1.2
TOTALS	**10**	**141**	**10**	**18**	**.556**	**1**	**2**	**.500**	**6**	**17**	**23**	**4**	**27**	**1**	**6**	**1**	**21**	**2.1**

Three-point field goals: 0-0.

MELVIN ELY

Height: 6-10 Weight: 261 Fresno State '02 Born May 2, 1978
Acquired: Signed as a free agent on Sept. 27, 2010 Departed: Contract expired at the end of '10-11 season

YEAR	GP	MIN	FGM	FGA	PCT	FTM	FTA	PCT	OFF	DEF	REB	AST	PF	DQ	STL	BLK	PTS	AVG
10-11	30	366	28	51	.549	13	21	.619	27	47	74	14	50	1	4	11	69	2.3

Three-point field goals: 0-0 (.000).

WAYNE ENGLESTAD

Height: 6-8 Weight: 245 UC-Irvine '88 Born Dec. 6, 1963
Acquired: Signed as a free agent on Oct. 6, 1988 Departed: Waived on Dec. 27, 1988

YEAR	GP	MIN	FGM	FGA	PCT	FTM	FTA	PCT	OFF	DEF	REB	AST	PF	DQ	STL	BLK	PTS	AVG
88-89	11	50	11	29	.379	6	10	.600	5	11	16	7	12	0	1	0	28	2.5

Three-point field goals: 0-0 (.000).

ALEX ENGLISH

Height: 6-7 Weight: 190 South Carolina '76 Born Jan. 5, 1954
Acquired: By trade from Indiana on Feb. 1, 1980 Departed: Contract expired at the end of '89-90 season

YEAR	GP	MIN	FGM	FGA	PCT	FTM	FTA	PCT	OFF	DEF	REB	AST	PF	DQ	STL	BLK	PTS	AVG
79-80	24	875	207	427	.485	96	126	.762	102	123	225	82	78	0	28	29	512	21.3
80-81	81	3093	768	1555.	.494	390	459	.850	273	373	646	290	255	2	106	100	1929	23.8
81-82	82	3015	855	1553	.551	372	443	.840	210	348	558	433	261	2	87	120	2082	25.4
82-83	82	2988	959	1857	.516	406	490	.829	263	338	601	397	235	1	116	126	2326	28.4
83-84	82	2870	907	1714	.529	352	427	.824	216	248	464	406	252	3	83	95	2167	26.4
84-85	81	2924	939	1812	.518	383	462	.829	203	255	458	344	259	1	101	46	2262	27.9
85-86	81	3024	951	1888	.504	511	593	.862	192	213	405	320	235	1	73	29	2414	29.8
86-87	82	3085	965	1920	.503	411	487	.844	146	198	344	422	216	0	73	21	2345	28.6
87-88	80	2818	843	1704	.495	314	379	.828	166	207	373	377	193	1	70	23	2000	25.0
88-89	82	2990	924	1881	.491	325	379	.858	148	178	326	383	174	0	66	12	2175	26.5
89-90	80	2211	635	1293	.491	161	183	.880	119	167	286	225	130	0	51	23	1433	17.9
TOTALS	**837**	**29893**	**8953**	**17604**	**.509**	**3721**	**4428**	**.840**	**2038**	**2648**	**4686**	**3679**	**2288**	**11**	**854**	**624**	**21645**	**25.9**

Three-point field goals: '79-80, 2-3 (.667); '80-81, 3-5 (.600); '81-82, 0-8 (.000); '82-83, 2-12 (.167); '83-84, 1-7 (.143); '84-85, 1-5 (.200); '85-86, 1-5 (.200); '86-87, 4-15 (.267); '87-88, 0-6 (.000); '88-89, 2-8 (.250); '89-90, 2-5 (.400). Totals: 18-79 (.228).

PLAYOFFS	GP	MIN	FGM	FGA	PCT	FTM	FTA	PCT	OFF	DEF	REB	AST	PF	DQ	STL	BLK	PTS	AVG
1982	3	118	26	55	.473	6	7	.857	8	15	23	17	6	0	3	3	58	19.3
1983	7	270	67	150	.447	47	53	.887	20	24	44	42	21	0	4	7	181	25.9
1984	5	203	60	102	.588	25	28	.893	16	24	40	28	17	0	3	2	145	29.0
1985	14	536	163	304	.536	97	109	.890	36	56	92	63	40	1	17	4	423	30.2
1986	10	394	106	229	.463	61	71	.859	18	17	35	52	29	0	4	4	273	27.3
1987	3	76	25	49	.510	6	7	.857	10	4	14	10	9	1	0	0	56	18.7
1988	11	438	116	255	.455	35	43	.814	31	28	59	48	34	0	7	3	267	24.3
1989	3	108	32	62	.516	14	16	.875	8	5	13	11	6	0	1	0	78	26.0
1990	3	76	25	44	.568	9	11	.818	3	6	9	9	6	0	2	1	59	19.7
TOTALS	**59**	**2219**	**620**	**1250**	**.496**	**300**	**345**	**.870**	**150**	**179**	**329**	**280**	**168**	**2**	**41**	**24**	**1540**	**26.1**

Three-point field goals: 1983, 0-2 (.000); 1984, 0-1 (.000); 1986, 0-1 (.000); 1988, 0-3 (.000). Totals: 0-8 (.000)

MIKE EVANS

Height: 6-1 Weight: 170 Kansas State '78 Born Apr. 19, 1955
Acquired: Drafted, No. 21 overall, in 1978 Departed: Traded to Kansas City on Jun. 26, 1978
Re-Acquired: Signed out of the CBA on Jan. 12, 1983 Departed: Contract expired at end of 87-88 season

YEAR	GP	MIN	FGM	FGA	PCT	FTM	FTA	PCT	OFF	DEF	REB	AST	PF	DQ	STL	BLK	PTS	AVG
82-83	42	695	115	243	.473	33	41	.805	4	54	58	113	94	3	23	3	263	6.3
83-84	78	1687	243	564	.431	111	131	.847	23	115	138	288	175	2	61	4	629	8.1
84-85	81	1437	323	661	.489	113	131	.863	26	93	119	231	174	2	65	12	816	10.1
85-86	81	1389	304	715	.425	126	149	.846	30	71	101	177	159	1	61	1	773	9.5
86-87	81	1567	334	729	.458	96	126	.780	36	92	128	185	149	1	79	12	817	10.1
87-88	56	656	139	307	.453	30	37	.811	9	39	48	81	78	0	34	6	344	6.1
TOTALS	**419**	**7431**	**1458**	**3219**	**.452**	**509**	**612**	**.831**	**128**	**464**	**592**	**1075**	**829**	**9**	**323**	**38**	**3642**	**9.1**

Three-point field goals: '82-83, 0-9 (.000); '83-84, 32-89 (.360); '84-85, 57-157 (.363); '85-86, 39-176 (.222); '86-87, 53-169 (.314);87-88, 36-91 (.396). Totals: 217-691 (.314).

PLAYOFFS	GP	MIN	FGM	FGA	PCT	FTM	FTA	PCT	OFF	DEF	REB	AST	PF	DQ	STL	BLK	PTS	AVG
1983	8	183	36	74	.486	11	17	.647	2	17	19	38	20	0	5	0	86	10.8
1984	5	77	9	28	.321	4	4	1.000	1	2	3	12	13	0	0	0	23	4.6
1985	15	281	62	143	.434	14	17	.824	3	29	32	46	39	0	13	3	155	10.3
1986	10	204	30	82	.366	25	30	.833	6	14	20	25	19	0	10	3	92	9.2
1987	3	57	7	19	.368	2	2	1.000	2	5	7	8	6	0	3	0	18	6.0
1988	11	219	45	114	.395	14	15	.933	6	16	22	23	19	0	12	0	116	10.5
TOTALS	**52**	**1021**	**189**	**460**	**.411**	**70**	**85**	**.824**	**20**	**83**	**103**	**152**	**116**	**0**	**43**	**6**	**490**	**9.4**

Three-point field goals: 1983, 3-10 (.300); 1984, 1-8 (.125); 1985, 17-51 (.333); 1986, 7-29 (.241); 1987, 2-7 (.286); 1988, 12-44 (.273). Totals: 42-149 (.282).

REGGIE EVANS

Height: 6-8 Weight: 245 Iowa '02 Born May 18, 1980
Acquired: By trade from Seattle on Feb. 23, 2006 Departed: Traded to Philadelphia on Sept. 10, 2007

YEAR	GP	MIN	FGM	FGA	PCT	FTM	FTA	PCT	OFF	DEF	REB	AST	PF	DQ	STL	BLK	PTS	AVG
05-06	26	605	43	95	.453	49	97	.505	57	169	226	15	71	0	16	5	135	5.2
06-07	66	1127	117	215	.544	91	183	.497	156	304	460	45	144	0	42	16	325	4.9
TOTALS	**92**	**1732**	**160**	**310**	**.516**	**140**	**280**	**.500**	**213**	**473**	**686**	**60**	**215**	**0**	**58**	**21**	**460**	**5.0**

Three-point field goals: 0-0.

PLAYOFFS	GP	MIN	FGM	FGA	PCT	FTM	FTA	PCT	OFF	DEF	REB	AST	PF	DQ	STL	BLK	PTS	AVG
2006	5	69	3	7	.429	13	18	.722	8	15	23	0	11	0	2	1	19	4.6

Three-point field goals: 0-2 (.000).

JOHN FAIRCHILD

Height: 6-8 Weight: 205 Brigham Young '65 Born Apr. 28, 1943

YEAR	GP	MIN	FGM	FGA	PCT	FTM	FTA	PCT	OFF	DEF	REB	AST	PF	DQ	STL	BLK	PTS	AVG
68-69	11	135	12	34	.353	16	24	.667	7	11	18	9	8	1	-	-	65	3.8

Three-point field goals: 0-0.

KENNETH FARIED

Height: 6-8 Weight: 228 Morehead State '11 Born Nov. 19, 1989
Acquired: Drafted, No. 22 overall, in 2011 Departed: Traded to Brooklyn on July 13th, 2018

YEAR	GP	MIN	FGM	FGA	PCT	FTM	FTA	PCT	OFF	DEF	REB	AST	PF	DQ	STL	BLK	PTS	AVG
11-12	46	1037	181	309	.586	109	164	.665	142	210	352	36	116	0	34	47	471	10.2
12-13	80	2248	380	689	.552	163	266	.613	260	474	734	77	234	1	81	83	923	11.5
13-14	80	2178	447	820	.545	202	311	.650	238	446	684	96	193	0	70	69	1096	13.7
14-15	75	2086	373	736	.507	199	288	.691	242	426	668	89	211	2	62	57	946	12.6
15-16	67	1694	349	626	.558	136	222	.613	235	346	581	79	169	0	32	60	835	12.5
16-17	61	1296	228	416	.548	131	189	.693	183	279	462	55	124	0	43	40	587	9.6
17-18	32	461	76	148	.514	36	51	.706	68	85	153	18	51	0	12	13	188	5.9
TOTALS	**441**	**11000**	**2034**	**3744**	**.543**	**976**	**1491**	**.655**	**1368**	**2266**	**3634**	**450**	**1098**	**3**	**334**	**369**	**5046**	**11.4**

Three-point field goals: '11-12, 0-0 (---); '12-13, 0-0 (---); '13-14, 0-3 (.000); '14-15, 1-8 (.125); '15-16, 1-2 (.500); '16-17, 0-6 (.000); '17-18, 0-1 (.000). **Totals**: 2-20 (.100).

PLAYOFFS	GP	MIN	FGM	FGA	PCT	FTM	FTA	PCT	OFF	DEF	REB	AST	PF	DQ	STL	BLK	PTS	AVG
2012	7	192	32	60	.533	9	12	.750	25	45	70	4	20	0	5	8	73	10.4
2013	5	145	20	32	.625	11	15	.733	12	30	42	1	22	1	5	1	51	10.2
TOTALS	**12**	**337**	**52**	**92**	**.565**	**20**	**27**	**.741**	**37**	**75**	**112**	**5**	**42**	**1**	**10**	**9**	**124**	**10.3**

Three-point field goals: 2012, 0-0 (---); 2013, 0-0 (---). **Totals:** 0-0 (---).

JIM FARMER

Height: 6-4 Weight: 203 Alabama '87 Born Sept. 23, 1964
Acquired: Signed for the remainder of the season on Mar. 17, 1991 Departed: Contract expired at end of '90-91 season
Re-Acquired: Signed the first of consecutive 10-day contracts Feb. 15, 1994 Departed: Released on Mar. 7, 1994

YEAR	GP	MIN	FGM	FGA	PCT	FTM	FTA	PCT	OFF	DEF	REB	AST	PF	DQ	STL	BLK	PTS	AVG
90-91	25	443	99	216	.458	46	63	.730	27	36	63	38	58	0	13	2	249	10.0
93-94	4	29	2	6	.333	0	0	---	0	2	2	4	3	0	0	0	4	1.0
TOTALS	**29**	**472**	**101**	**222**	**.455**	**46**	**63**	**.730**	**27**	**38**	**65**	**42**	**61**	**0**	**13**	**2**	**253**	**8.7**

Three-point field goals: '90-91: 5-22 (.227), '93-94: 0-2 (.000), Totals: 5-24 (.208)

RAYMOND FELTON

Height: 6-1 Weight: 205 North Carolina '05 Born June 12, 1984
Acquired: By trade from New York on Feb. 22, 2011 Departed: Traded to Portland on June 23, 2011

YEAR	GP	MIN	FGM	FGA	PCT	FTM	FTA	PCT	OFF	DEF	REB	AST	PF	DQ	STL	BLK	PTS	AVG
10-11	21	663	88	204	.431	37	60	.617	8	67	75	137	37	0	28	0	241	11.5

Three-point field goals: 28-61 (.459)

PLAYOFFS	GP	MIN	FGM	FGA	PCT	FTM	FTA	PCT	OFF	DEF	REB	AST	PF	DQ	STL	BLK	PTS	AVG
2011	5	151	18	50	.360	18	24	.750	0	9	9	21	10	0	6	0	58	11.6

Three-point field goals: 4-16 (.250).

RUDY FERNANDEZ

Height: 6-6 Weight: 185 Spain '08 Born Apr. 4, 1985
Acquired: By trade from Dallas on Dec. 13, 2011 Departed: Contract expired at end of the '11-12 season

YEAR	GP	MIN	FGM	FGA	PCT	FTM	FTA	PCT	OFF	DEF	REB	AST	PF	DQ	STL	BLK	PTS	AVG
11-12	31	710	99	225	.440	30	43	.698	9	56	65	75	37	0	31	3	268	8.6

Three-point field goals: 40-122 (.328).

MATT FISH

Height: 6-11 Weight: 235 North Carolina-Wilmington '92 Born Nov. 18, 1969
Acquired: Signed for the remainder of the season on Mar. 27, 1996 Departed: Contract expired at end of the '95-96 season

YEAR	GP	MIN	FGM	FGA	PCT	FTM	FTA	PCT	OFF	DEF	REB	AST	PF	DQ	STL	BLK	PTS	AVG
95-96	16	117	15	26	.577	10	18	.556	7	11	18	7	16	0	3	6	40	2.5

Three-point field goals: 0-0.

LUIS FLORES

Height: 6-2 Weight: 195 Manhattan '04 Born Apr. 11, 1981
Acquired: By trade from Golden State on Feb. 24, 2005 Departed: Waived on Aug. 30, 2005

YEAR	GP	MIN	FGM	FGA	PCT	FTM	FTA	PCT	OFF	DEF	REB	AST	PF	DQ	STL	BLK	PTS	AVG
04-05	1	4	1	2	.500	0	0	---	1	0	1	0	0	0	0	0	3	3.0

Three-point field goals: 1-1 (1.000).

GARY FORBES

Height: 6-7 Weight: 220 Massachusetts '08 Born Feb. 25, 1985
Acquired: Signed as a free agent on Sept. 24, 2010 Departed: Contract expired at end of 2010-11 season

YEAR	GP	MIN	FGM	FGA	PCT	FTM	FTA	PCT	OFF	DEF	REB	AST	PF	DQ	STL	BLK	PTS	AVG
10-11	63	790	124	273	.454	59	87	.678	28	88	116	49	77	0	23	6	326	5.2

Three-point field goals: 19-58 (.328)

PLAYOFFS	GP	MIN	FGM	FGA	PCT	FTM	FTA	PCT	OFF	DEF	REB	AST	PF	DQ	STL	BLK	PTS	AVG
2011	1	2	0	1	.000	0	0	-	0	1	1	0	0	0	0	0	0	0.0

Three-point field goals: 0-0.

DANNY FORTSON

Height: 6-7 Weight: 260 Cincinnati '98 Born Mar. 27, 1976
Acquired: By trade from Milwaukee on Jun. 25, 1997 Departed: Traded to Boston on Aug. 3, 1999

YEAR	GP	MIN	FGM	FGA	PCT	FTM	FTA	PCT	OFF	DEF	REB	AST	PF	DQ	STL	BLK	PTS	AVG
97-98	80	1811	276	611	.452	263	339	.776	182	266	448	76	314	7	44	30	816	10.2
98-99	50	1417	191	386	.495	168	231	.727	210	371	581	32	212	9	31	22	550	11.0
TOTALS	**130**	**3228**	**467**	**997**	**.468**	**431**	**570**	**.756**	**392**	**637**	**1029**	**108**	**526**	**16**	**75**	**52**	**1366**	**10.5**

Three point field goals: '97-98, 1-3 (.333); '98-99, 0-3 (.000). Totals: 1-6 (.167).

JIMMY FOSTER

Height: 6-1 Weight: 175 Connecticut '74 Born Dec. 16, 1951
Acquired: By trade St. Louis on Aug. 22, 1975 Departed: Waived on Oct. 5, 1976

YEAR	GP	MIN	FGM	FGA	PCT	FTM	FTA	PCT	OFF	DEF	REB	AST	PF	DQ	STL	BLK	PTS	AVG
75-76	48	352	54	145	.372	39	64	.609	19	23	42	47	78	-	19	4	148	3.1

Three-point field goals: 1-8 (.125)

PLAYOFFS	GP	MIN	FGM	FGA	PCT	FTM	FTA	PCT	OFF	DEF	REB	AST	PF	DQ	STL	BLK	PTS	AVG
1976	2	13	5	8	.625	3	7	.429	1	1	2	1	4	x	1	0	13	6.5

Three-point field goals: 0-0

EVAN FOURNIER

Height: 6-6 Weight: 190 France '12 Born Oct. 29, 1992
Acquired: Drafted in the first round, No. 20 overall, in 2012 Departed: Traded to Orlando on Jun. 27, 2014

YEAR	GP	MIN	FGM	FGA	PCT	FTM	FTA	PCT	OFF	DEF	REB	AST	PF	DQ	STL	BLK	PTS	AVG
12-13	38	428	75	152	.493	30	39	.769	6	29	35	44	65	0	19	1	202	5.3
13-14	76	1503	228	544	.419	93	123	.756	34	168	202	112	179	1	34	7	638	8.4
TOTALS	**114**	**1931**	**303**	**696**	**.435**	**123**	**162**	**.759**	**40**	**197**	**237**	**156**	**244**	**1**	**53**	**8**	**840**	**7.4**

Three-point field goals: '12-13, 22-54 (.406); '13-14, 89-237 (.376). Totals: 111-291 (.381)

PLAYOFFS	GP	MIN	FGM	FGA	PCT	FTM	FTA	PCT	OFF	DEF	REB	AST	PF	DQ	STL	BLK	PTS	AVG
2013	4	53	6	17	.353	7	8	.875	0	0	0	4	6	0	2	0	19	4.8

Three-point field goals: 0-8 (.000).

RANDY FOYE

Height: 6-4 Weight: 213 Villanova '06 Born Sept. 24, 1983
Acquired: By trade from Utah on Jul. 10, 2013 Departed: Traded to OKC on Feb. 18, 2016

YEAR	GP	MIN	FGM	FGA	PCT	FTM	FTA	PCT	OFF	DEF	REB	AST	PF	DQ	STL	BLK	PTS	AVG
13-14	81	2485	361	875	.413	157	185	.849	36	196	232	287	205	4	67	39	1068	13.2
14-15	50	1087	148	402	.368	45	55	.818	9	76	85	119	97	0	34	11	435	8,7
15-16	54	1070	117	333	.351	39	47	.830	16	89	105	112	83	0	26	16	323	6.0
TOTALS	**185**	**4642**	**626**	**1610**	**.389**	**241**	**287**	**.840**	**61**	**361**	**422**	**518**	**385**	**4**	**127**	**66**	**1826**	**9.9**

Three-point field goals: '13-14, 189-498 (.380); '14-15, 94-263 (.357);' '15-16, 50-169 (.296). Totals: 333-930 (.358)

JAMAAL FRANKLIN

Height: 6-5 Weight: 191 San Diego State '13 Born July 7, 1991
Acquired: Signed as free agent on April 12, 2015 Departed: Waived on July 12, 2015

YEAR	GP	MIN	FGM	FGA	PCT	FTM	FTA	PCT	OFF	DEF	REB	AST	PF	DQ	STL	BLK	PTS	AVG
14-15	3	13	1	2	.500	0	0	---	1	1	2	3	4	0	0	1	3	1.0

Three-point field goals: 1-2 (.500).

COREY GAINES

Height: 6-4 Weight: 195 Loyola Marymount '88 Born June 1, 1965
Acquired: Signed as a free agent on Aug. 22, 1990 Departed: Waived on Nov. 21, 1990

YEAR	GP	MIN	FGM	FGA	PCT	FTM	FTA	PCT	OFF	DEF	REB	AST	PF	DQ	STL	BLK	PTS	AVG
90-91	10	226	28	70	.400	22	26	.846	4	10	149	91	25	0	10	2	83	8.3

Three-point field goals: 0-0.

DANILO GALLINARI

Height: 6-10 Weight: 225 Emporio Armani Milano Born Aug. 8, 1988
Acquired: By trade from New York on Feb. 2, 2011 Departed: Signed multi-year contract with the L.A. Clippers on Jul. 6, 2017

YEAR	GP	MIN	FGM	FGA	PCT	FTM	FTA	PCT	OFF	DEF	REB	AST	PF	DQ	STL	BLK	PTS	AVG
10-11	14	433	54	131	.412	78	101	.772	11	65	76	22	27	0	13	9	206	14.7
11-12	43	1351	193	466	.414	182	209	.871	28	174	202	116	86	0	42	23	628	14.6
12-13	71	2309	364	871	.418	286	348	.822	65	302	367	176	130	0	64	36	1149	16.2
14-15	59	1426	228	568	.401	171	191	.895	31	187	218	83	94	0	47	20	734	12.4
15-16	53	1839	287	700	.410	375	432	.868	52	229	281	135	87	1	42	19	1036	19.5
16-17	63	2134	335	750	.447	349	387	.902	39	286	325	135	93	0	40	15	1145	18.2
TOTALS	**303**	**9492**	**1461**	**3486**	**.419**	**1441**	**1668**	**.864**	**226**	**1243**	**1469**	**667**	**517**	**1**	**248**	**122**	**4898**	**16.2**

Three-point field goals: '10-11, 20-54 (.370); '11-12, 60-183 (.328); '12-13, 135-362 (.373); '14-15, 107-301 (.355); '15-16, 87-239 (.364); '16-17, 126-324 (.389); Totals: 535-1,463 (.366).

PLAYOFFS	GP	MIN	FGM	FGA	PCT	FTM	FTA	PCT	OFF	DEF	REB	AST	PF	DQ	STL	BLK	PTS	AVG
2011	5	148	19	44	.432	15	21	.714	1	16	17	10	17		4	0	60	12.0
2012	7	222	34	94	.362	22	24	.917	9	27	16	17	15		5	4	94	13.4
TOTALS	**12**	**370**	**53**	**138**	**.384**	**37**	**45**	**.822**	**10**	**43**	**53**	**27**	**32**		**9**	**4**	**154**	**12.8**

Three-point field goals: 2011, 7-15 (.467); 2012, 4-23 (.174); Totals: 11-38 (.289).

CHUCK GARDNER

Height: 6-8 Weight: 205 Colorado '66 Born Sept. 30, 1944

YEAR	GP	MIN	FGM	FGA	PCT	FTM	FTA	PCT	OFF	DEF	REB	AST	PF	DQ	STL	BLK	PTS	AVG
67-68	42	487	71	175	.406	55	79	.696	-	-	136	13	74	1	-	-	197	4.7

Three-point field goals: 0-4 (.000).

GARY GARLAND

Height: 6-4 Weight: 180 DePaul '79 Born Oct. 12, 1957
Acquired: Drafted in the second round, No. 30 overall, in 1979 Departed: Waived on Sept. 19, 1980

YEAR	GP	MIN	FGM	FGA	PCT	FTM	FTA	PCT	OFF	DEF	REB	AST	PF	DQ	STL	BLK	PTS	AVG
79-80	78	1106	155	356	.435	18	26	.692	50	88	138	145	80	1	54	4	334	4.3

Three-point field goals: 6-19 (.316).

WINSTON GARLAND

Height: 6-2 Weight: 175 Southwest Missouri State '87 Born Dec. 19, 1964
Acquired: By trade from L.A. Clippers on Jun. 26, 1992 Departed: Contract expired at end of '91-92 season

YEAR	GP	MIN	FGM	FGA	PCT	FTM	FTA	PCT	OFF	DEF	REB	AST	PF	DQ	STL	BLK	PTS	AVG
91-92	78	2209	333	750	.444	171	199	.859	67	123	190	411	206	1	98	22	846	10.8

Three-point field goals: 9-28 (.321).

DEAN GARRETT

Height: 6-11 Weight: 250 Indiana '88 Born Nov. 27, 1966
Acquired: Signed as a free agent on Sept. 5, 1997 Departed: Traded to Minnesota on Jan. 21, 1999

YEAR	GP	MIN	FGM	FGA	PCT	FTM	FTA	PCT	OFF	DEF	REB	AST	PF	DQ	STL	BLK	PTS	AVG
97-98	82	2632	242	565	.428	114	176	.648	227	417	644	90	197	0	57	133	598	7.3

Three-point field goals: 0-0.

KIWANE GARRIS

Height: 6-2 Weight: 183 Illinois '97 Born Sept. 24, 1974
Acquired: Signed out of the CBA on Nov. 24, 1997 Departed: Waived on Mar. 13, 1998

YEAR	GP	MIN	FGM	FGA	PCT	FTM	FTA	PCT	OFF	DEF	REB	AST	PF	DQ	STL	BLK	PTS	AVG
97-98	28	225	22	65	.338	19	25	.760	3	16	19	28	22	0	7	1	68	2.4

Three-point field goals: 5-14 (.357).

CHRIS GATLING

Height: 6-10 Weight: 230 Old Dominion '91 Born Sept. 3, 1967
Acquired: By trade from Orlando on Feb. 1, 2000 Departed: Traded to Miami on Jun. 27, 2000

YEAR	GP	MIN	FGM	FGA	PCT	FTM	FTA	PCT	OFF	DEF	REB	AST	PF	DQ	STL	BLK	PTS	AVG
99-00	40	770	155	340	.456	95	128	.742	63	142	205	31	104	2	34	13	416	10.4

Three-point field goals: 11-47 (.234).

ALONZO GEE

Height: 6-6 Weight: 220 Alabama '09 Born May 29, 1987
Acquired: Signed as free agent on Sept. 30, 2014 Departed: Traded to Portland on Feb. 19, 2014
Re-Acquired: Signed as a free agent on Nov. 16, 2016 Departed: Contract expired at end of '16-17 season

YEAR	GP	MIN	FGM	FGA	PCT	FTM	FTA	PCT	OFF	DEF	REB	AST	PF	DQ	STL	BLK	PTS	AVG
14-15	39	511	66	137	.482	48	65	.738	29	41	70	19	42	0	28	6	190	4.9
16-17	13	89	3	14	.214	5	9	.556	4	11	15	6	14	0	5	1	11	0.8
TOTALS	**52**	**600**	**69**	**151**	**.457**	**53**	**74**	**.716**	**33**	**52**	**85**	**25**	**56**	**0**	**33**	**7**	**201**	**3.9**

Three-point field goals: '14-15, 10-24 (.417); '16-17, 0-3 (.000). Totals: 10-27 (.370)

GUS GERARD

Height: 6-8 Weight: 200 Virginia '74 Born Jul. 27, 1953
Acquired: By trade from St. Louis on Dec. 18, 1975 Departed: Traded to Buffalo on Dec. 17, 1976

YEAR	GP	MIN	FGM	FGA	PCT	FTM	FTA	PCT	OFF	DEF	REB	AST	PF	DQ	STL	BLK	PTS	AVG
75-76	60	1185	240	553	.434	111	158	.703	94	207	301	122	169	x	51	54	594	9.9
76-77	24	456	101	210	.481	38	56	.679	38	62	100	49	73	1	21	30	240	10.0
TOTALS	**84**	**1641**	**341**	**763**	**.447**	**149**	**214**	**.696**	**132**	**269**	**401**	**171**	**242**	**1**	**72**	**84**	**834**	**9.9**

Three point field goals: '75-76, 3-7 (.429).

PLAYOFFS	GP	MIN	FGM	FGA	PCT	FTM	FTA	PCT	OFF	DEF	REB	AST	PF	DQ	STL	BLK	PTS	AVG
1976	13	142	22	63	.349	16	24	.667	13	20	33	12	26	0	8	7	60	4.6

Three-point field goals: 0-1 (.000).

ANTHONY GOLDWIRE

Height: 6-2 Weight: 182 Houston '94 Born Sept. 6, 1971
Acquired: By trade from Charlotte on Feb. 20, 1996 Departed: Contract expired at end of '97-98 season
Re-Acquired: Signed for the remainder of the season on Feb. 18, 2001 Departed: Contract expired at end of '00-01 season

YEAR	GP	MIN	FGM	FGA	PCT	FTM	FTA	PCT	OFF	DEF	REB	AST	PF	DQ	STL	BLK	PTS	AVG
96-97	27	612	69	176	.392	31	38	.816	9	37	46	125	46	0	14	1	197	7.3
97-98	82	2212	269	636	.423	150	186	.806	40	107	147	277	149	0	86	7	751	9.2
00-01	20	201	30	80	.375	13	17	.765	1	11	12	34	13	0	9	0	82	4.4
TOTALS	**129**	**3025**	**368**	**892**	**.413**	**194**	**241**	**.805**	**50**	**155**	**205**	**436**	**208**	**0**	**109**	**8**	**1030**	**8.0**

Three-point field goals: '96-97, 28-71(.394), '97-98, 63-164 (.384), '00-01, 9-34 (.265); Totals: 100-269 (.372).

GLEN GONDREZICK

Height: 6-6 Weight: 218 UNLV '77 Born Aug. 30, 1955
Acquired: Signed as a free agent on Nov. 26, 1979 Departed: Contract expired at end of '82-83 season

YEAR	GP	MIN	FGM	FGA	PCT	FTM	FTA	PCT	OFF	DEF	REB	AST	PF	DQ	STL	BLK	PTS	AVG
79-80	59	1020	148	286	.517	92	121	.760	107	152	259	81	119	0	68	16	390	6.6
80-81	73	1077	155	329	.471	112	137	.818	136	171	307	83	185	2	91	20	422	5.8
81-82	80	1699	250	495	.505	160	217	.737	140	283	423	152	229	0	92	36	660	8.3
82-83	76	1130	134	294	.456	82	114	.719	108	193	301	100	161	0	80	9	350	4.6
TOTALS	**288**	**4926**	**687**	**1404**	**.489**	**446**	**589**	**.757**	**491**	**799**	**1290**	**416**	**694**	**2**	**331**	**81**	**1822**	**6.3**

Three-point field goals: '79-80, 2-6 (.333); '80-81, 0-2 (.000); '81-82, 0-3 (.000); '82-83, 0-3 (.000). Totals: 2-14 (.143).

PLAYOFFS	GP	MIN	FGM	FGA	PCT	FTM	FTA	PCT	OFF	DEF	REB	AST	PF	DQ	STL	BLK	PTS	AVG
1982	3	51	8	20	.400	2	3	.667	3	5	8	9	8	0	2	1	18	6.0
1983	6	66	7	19	.368	1	2	.500	12	8	20	4	7	0	0	1	15	2.5
TOTALS	**9**	**117**	**15**	**37**	**.405**	**3**	**5**	**.600**	**15**	**13**	**28**	**16**	**15**	**0**	**2**	**2**	**33**	**3.7**

Three-point field goals: 1982, 0-1 (.000).

BRANDON GOODWIN

Height: 6-2 Weight: 180 UCF '15 Born Oct. 2, 1995
Acquired: Signed as a free agent on Nov. 29, 2018 Departed: Contract expired at end of '18-19 season

YEAR	GP	MIN	FGM	FGA	PCT	FTM	FTA	PCT	OFF	DEF	REB	AST	PF	DQ	STL	BLK	PTS	AVG
18-19	16	57	6	23	.261	9	11	.818	1	2	3	14	7	0	0	0	23	1.4
TOTALS	**288**	**4926**	**687**	**1404**	**.489**	**446**	**589**	**.757**	**491**	**799**	**1290**	**416**	**694**	**2**	**331**	**81**	**1822**	**6.3**

Three-point field goals: '18-19, 2-6 (.333). Totals: 2-6 (.333).

JOEY GRAHAM

Height: 6-7 Weight: 225 Oklahoma State '05 Born June 11, 1982
Acquired: Signed as a free agent on Sept. 26, 2009 Departed: Contract expired at end of '09-10 season

YEAR	GP	MIN	FGM	FGA	PCT	FTM	FTA	PCT	OFF	DEF	REB	AST	PF	DQ	STL	BLK	PTS	AVG
09-10	63	759	105	202	.520	54	73	.740	39	84	123	22	104	0	23	7	266	4.2

Three-point field goals: 2-13 (.154).

PLAYOFFS	GP	MIN	FGM	FGA	PCT	FTM	FTA	PCT	OFF	DEF	REB	AST	PF	DQ	STL	BLK	PTS	AVG
2010	4	29	10	17	.588	3	5	.600	4	6	10	0	6	1	2	1	24	6.0

Three-point field goals: 1-3 (.333).

GREG GRANT

Height: 5-7 Weight: 140 Trenton State (NJ) '89 Born Aug. 29, 1966
Acquired: Signed the first of consecutive 10-day contracts on Mar. 14, 1995 Departed: Contract expired at end of '94-95 season
Re-Acquired: Signed for the remainder of the season on Mar. 29, 1996 Departed: Contract expired at end of '95-96 season

YEAR	GP	MIN	FGM	FGA	PCT	FTM	FTA	PCT	OFF	DEF	REB	AST	PF	DQ	STL	BLK	PTS	AVG
94-95	14	151	10	33	.303	9	12	.750	2	7	9	43	20	1	6	2	31	2.2
95-96	10	109	6	23	.261	0	0	----	3	4	7	14	7	0	2	0	14	1.4
TOTALS	**24**	**260**	**16**	**56**	**.286**	**9**	**12**	**.750**	**5**	**11**	**16**	**57**	**27**	**1**	**8**	**2**	**45**	**1.9**

Three-point field goals: '94-95, 2-7 (.286); '95-96, 2-6 (.333). Totals: 4-13 (.308).

PLAYOFFS	GP	MIN	FGM	FGA	PCT	FTM	FTA	PCT	OFF	DEF	REB	AST	PF	DQ	STL	BLK	PTS	AVG
1995	3	20	0	6	.000	2	2	1.000	3	0	3	5	5	0	1	0	2	0.7

Three-point field goals: 0-1 (.000).

JERAMI GRANT

Height: 6-8 Weight: 210 Syracuse '14 Born Mar. 12, 1994
Acquired: By trade from Oklahoma City on Jul. 8. 2019 Departed: Contract expired at end of '19-20 season

YEAR	GP	MIN	FGM	FGA	PCT	FTM	FTA	PCT	OFF	DEF	REB	AST	PF	DQ	STL	BLK	PTS	AVG
19-20	71	1892	303	634	.478	147	196	.750	58	190	248	88	154	0	50	57	851	12.0

Three-point field goals: '19-20, 98-252 (.389).

PLAYOFFS	GP	MIN	FGM	FGA	PCT	FTM	FTA	PCT	OFF	DEF	REB	AST	PF	DQ	STL	BLK	PTS	AVG
2020	19	653	71	175	.406	48	54	.889	8	55	63	25	59	1	11	15	221	11.6

Three-point field goals: 2020, 31-95 (.326).

ERICK GREEN

Height: 6-3 Weight: 178 Virginia Tech '14 Born May. 9, 1991
Acquired: By trade from Utah on Jun. 27, 2013 Departed: Waived on Nov. 7, 2015

YEAR	GP	MIN	FGM	FGA	PCT	FTM	FTA	PCT	OFF	DEF	REB	AST	PF	DQ	STL	BLK	PTS	AVG
14-15	43	410	61	162	.377	10	12	.833	7	24	31	39	26	0	12	0	146	3.4
15-16	3	7	0	1	.000	0	0	---	0	1	1	1	0	0	0	0	0	0.0
TOTALS	**46**	**417**	**61**	**163**	**.374**	**10**	**12**	**.833**	**7**	**25**	**32**	**40**	**26**	**0**	**12**	**0**	**146**	**3.2**

Three-point field goals: '14-15, 14-47 (.298); '15-16, 0-1 (.000). Totals: 14-48 (.292).

MIKE GREEN

Height: 6-10 Weight: 200 Louisiana Tech '73 Born Aug. 6, 1951
Acquired: Signed as a free agent on Aug. 7, 1973 Departed: Traded to Virginia on Jul. 14, 1975

YEAR	GP	MIN	FGM	FGA	PCT	FTM	FTA	PCT	OFF	DEF	REB	AST	PF	DQ	STL	BLK	PTS	AVG
73-74	79	1648	367	799	.459	169	226	.748	225	359	584	64	191	x	47	126	904	11.4
74-75	81	2557	593	1095	.542	225	305	.738	282	467	749	101	271	x	85	174	1411	17.4
TOTALS	**160**	**4205**	**960**	**1894**	**.507**	**394**	**531**	**.742**	**507**	**826**	**1333**	**165**	**462**	**x**	**132**	**300**	**2315**	**14.5**

Three-point field goals: '73-74, 1-2 (.500); '74-75, 0-4 (.000). Totals:1-6 (.166).

PLAYOFFS	GP	MIN	FGM	FGA	PCT	FTM	FTA	PCT	OFF	DEF	REB	AST	PF	DQ	STL	BLK	PTS	AVG
1975	13	471	102	214	.477	53	68	.779	54	67	121	14	51	x	10	21	277	21.3

Three-point field goals: 0-1 (.000).

TAUREAN GREEN

Height: 6-1 Weight: 177 Florida '08 Born Nov. 28, 1986
Acquired: By trade from Portland on Feb. 21, 2008 Departed: Traded to New York on July 28, 2008

YEAR	GP	MIN	FGM	FGA	PCT	FTM	FTA	PCT	OFF	DEF	REB	AST	PF	DQ	STL	BLK	PTS	AVG
07-08	17	74	7	25	.280	11	12	.917	0	10	10	11	5	0	2	0	27	1.6

Three-point field goals: 2-11 (.182).

DAVID GREENWOOD

Height: 6-9 Weight: 225 UCLA '79 Born May 27, 1957
Acquired: By trade from San Antonio on Jan. 26, 1989 Departed: Contract expired at end of '88-89 season

YEAR	GP	MIN	FGM	FGA	PCT	FTM	FTA	PCT	OFF	DEF	REB	AST	PF	DQ	STL	BLK	PTS	AVG
88-89	29	491	62	148	.419	48	71	.676	48	116	164	41	78	3	17	28	172	5.9

Three-point field goals: 0-0.

PLAYOFFS	GP	MIN	FGM	FGA	PCT	FTM	FTA	PCT	OFF	DEF	REB	AST	PF	DQ	STL	BLK	PTS	AVG
1989	3	34	2	6	.333	1	2	.500	2	9	11	1	7	0	1	1	5	1.7

Three-point field goals: 0-0.

DARVIN HAM

Height: 6-7 Weight: 220 Texas Tech '96 Born Jul. 23, 1973
Acquired: Signed as a free agent on Sept. 25, 1996 Departed: Traded to Indiana on Feb. 20, 1997

YEAR	GP	MIN	FGM	FGA	PCT	FTM	FTA	PCT	OFF	DEF	REB	AST	PF	DQ	STL	BLK	PTS	AVG
96-97	35	313	32	61	.525	16	33	.485	29	27	56	14	57	3	8	8	80	2.3

Three-point field goals: 0-0.

JORDAN HAMILTON

Height: 6-8 Weight: 220 Texas '11 Born Oct.. 6, 1990
Acquired: Acquired from Dallas in a three-team draft-night trade on Jun. 23, 2011 Departed: Traded to Houston on Feb. 20, 2014

YEAR	GP	MIN	FGM	FGA	PCT	FTM	FTA	PCT	OFF	DEF	REB	AST	PF	DQ	STL	BLK	PTS	AVG
11-12	26	258	48	111	.432	2	5	.400	11	51	62	20	15	0	4	3	115	4.4
12-13	40	397	84	201	.418	13	26	.500	32	63	95	23	24	0	15	8	208	5.2
13-14	39	670	99	254	.390	23	31	.742	23	110	133	34	31	0	31	13	266	6.8
TOTALS	**105**	**1325**	**231**	**566**	**.408**	**38**	**62**	**.613**	**66**	**224**	**290**	**77**	**70**	**0**	**50**	**24**	**589**	**5.6**

Three-point field goals: '11-12, 17-47 (.362); '12-13, 27-73; (.370); '13-14, 45-129, (.349). Totals: 89-249 (.357).

PLAYOFFS	GP	MIN	FGM	FGA	PCT	FTM	FTA	PCT	OFF	DEF	REB	AST	PF	DQ	STL	BLK	PTS	AVG
2012	2	5	2	3	.667	0	0	---	0	0	0	0	1	0	1	0	4	2.0
2013	1	2	0	1	.000	0	0	---	0	0	0	0	0	0	0	0	0	0.0
TOTALS	**3**	**7**	**2**	**4**	**.500**	**0**	**0**	**---**	**0**	**0**	**0**	**0**	**1**	**0**	**1**	**0**	**4**	**1.3**

Three-point field goals: 0-0.

ZENDON HAMILTON

Height: 6-11 Weight: 250 St. John's '98 Born Apr. 27, 1975
Acquired: Signed as a free agent on Sept. 29, 2001 Departed: Contract expired at end of '01-02 season

YEAR	GP	MIN	FGM	FGA	PCT	FTM	FTA	PCT	OFF	DEF	REB	AST	PF	DQ	STL	BLK	PTS	AVG
01-02	54	848	103	245	.420	118	181	.652	110	143	253	14	104	0	21	18	324	6.0

Three-point field goals: 0-0.

JULIAN HAMMOND

Height: 6-5 Weight: 205 Tulsa '67 Born May 27, 1943

YEAR	GP	MIN	FGM	FGA	PCT	FTM	FTA	PCT	OFF	DEF	REB	AST	PF	DQ	STL	BLK	PTS	AVG
67-68	74	1364	224	458	.489	143	209	.684	-	-	327	62	112	0	-	-	591	8.0
68-69	78	2235	329	601	.547	165	253	.652	266	334	600	124	213	3	-	-	823	10.6
69-70	69	1847	329	660	.498	169	243	.695	204	267	471	109	183	2	-	-	827	11.9
70-71	83	2082	435	834	.522	273	375	.728	238	286	524	97	189	0	-	-	1143	13.8
71-72	24	411	66	140	.471	31	50	.620	48	67	115	29	47	0	-	-	163	6.5
TOTALS	**328**	**7939**	**1383**	**2693**	**.514**	**781**	**1130**	**.691**	**-**	**-**	**2037**	**421**	**744**	**5**	**-**	**-**	**3547**	**10.8**

Three-point field goals: '69-70, 0-1 (.000).

PLAYOFFS	GP	MIN	FGM	FGA	PCT	FTM	FTA	PCT	OFF	DEF	REB	AST	PF	DQ	STL	BLK	PTS	AVG
1968	5	153	22	38	.579	16	24	.667	-	-	28	18	17	1	-	-	60	12.0
1969	7	191	33	64	.515	25	33	.758	29	21	50	4	26	1	-	-	91	13.0
1970	12	395	85	170	.500	22	36	.611	45	34	79	34	49	1	-	-	192	16.0
TOTALS	**24**	**739**	**140**	**272**	**.515**	**63**	**93**	**.677**	**-**	**-**	**157**	**46**	**92**	**3**	**-**	**-**	**343**	**14.3**

Three-point field goals: 0-0.

TOM HAMMONDS

Height: 6-9 Weight: 225 Georgia Tech '89 Born Mar. 27, 1967
Acquired: Signed as a free agent on Feb. 4, 1993 Departed: Contract expired at end of '96-97 season

YEAR	GP	MIN	FGM	FGA	PCT	FTM	FTA	PCT	OFF	DEF	REB	AST	PF	DQ	STL	BLK	PTS	AVG
92-93	36	572	87	177	.492	33	54	.611	33	63	96	16	57	0	18	8	207	5.8
93-94	74	877	115	230	.500	71	104	.683	62	137	199	34	91	0	20	12	301	4.1
94-95	70	956	139	260	.535	132	177	.746	55	167	222	36	132	1	11	14	410	5.9
95-96	71	1045	127	268	.474	88	115	.765	85	138	223	23	137	0	23	13	342	4.8
96-97	81	1758	191	398	.480	124	172	.721	135	266	401	64	205	0	16	24	506	6.2
TOTALS	**332**	**5208**	**659**	**1333**	**.494**	**448**	**622**	**.720**	**370**	**771**	**1141**	**173**	**622**	**1**	**88**	**71**	**1766**	**5.3**

Three-point field goals: '92-93, 0-1 (.000); '93-94, 0-0; '94-95, 0-1 (.000); '95-96, 0-0; '96-97, 0-2, (.000). Totals: 0-4 (.000).

PLAYOFFS	GP	MIN	FGM	FGA	PCT	FTM	FTA	PCT	OFF	DEF	REB	AST	PF	DQ	STL	BLK	PTS	AVG
1994	8	49	2	9	.222	5	6	.833	5	8	13	2	6	0	0	0	9	1.1
1995	3	44	9	14	.643	2	6	.333	3	4	7	1	12	0	0	2	20	6.
TOTALS	**11**	**93**	**11**	**23**	**.478**	**7**	**12**	**.583**	**8**	**12**	**20**	**3**	**18**	**0**	**0**	**2**	**29**	**2.6**

Three-point field goals: 0-0.

BILL HANZLIK

Height: 6-7 Weight: 200 Notre Dame '80 Born Dec. 6, 1957
Acquired: By trade from Seattle on Jul. 20, 1982 Departed: Contract expired at end of '90-91 season

YEAR	GP	MIN	FGM	FGA	PCT	FTM	FTA	PCT	OFF	DEF	REB	AST	PF	DQ	STL	BLK	PTS	AVG
82-83	82	1547	187	437	.428	125	160	.781	80	156	236	268	220	0	75	15	500	6.1
83-84	80	1469	132	306	.431	167	207	.807	66	139	205	252	255	6	68	19	434	5.4
84-85	80	1673	220	522	.421	180	238	.756	88	119	207	210	291	5	84	26	621	7.8
85-86	79	1982	331	741	.447	318	405	.785	88	176	264	316	277	2	107	16	988	12.5
86-87	73	1990	307	746	.412	316	402	.786	79	177	256	280	245	3	87	28	952	13.0
87-88	77	1334	109	287	.380	129	163	.791	39	132	171	166	185	1	64	17	350	4.5
88-89	41	701	66	151	.437	68	87	.782	18	75	93	86	82	1	25	5	201	4.9
89-90	81	1605	179	396	.452	136	183	.743	67	140	207	186	249	7	78	29	500	6.2
90-91	-------DNP - INJURY--------																	
TOTALS	**593**	**12301**	**1531**	**3586**	**.426**	**1439**	**1845**	**.779**	**525**	**1114**	**1639**	**1764**	**1804**	**25**	**588**	**155**	**4546**	**7.6**

Three-point field goals: '82-83, 1-7 (.143); '83-84, 3-12 (.250); '84-85, 1-15 (.067); '85-86, 8-41 (.195); '86-87, 22-80 (.275); '87-88, 3-16 (.188); '88-89, 1-5; (.200) '89-90, 6-31 (.194). Totals: 45-207 (.217).

PLAYOFFS	GP	MIN	FGM	FGA	PCT	FTM	FTA	PCT	OFF	DEF	REB	AST	PF	DQ	STL	BLK	PTS	AVG
1983	8	157	20	50	.400	14	17	.824	3	22	25	21	26	0	6	5	54	6.8
1984	5	82	11	19	.579	6	6	1.000	3	5	8	21	16	0	3	0	28	5.6
1985	15	310	45	92	.489	30	41	.732	24	22	46	33	57	2	14	6	120	8.0
1986	6	102	15	28	.536	13	16	.813	2	4	6	19	12	0	1	1	44	7.3
1987	3	76	8	25	.320	9	15	.600	0	6	6	7	6	0	4	0	25	8.3
1988	11	212	20	56	.357	18	26	.692	11	18	29	26	40	1	5	9	58	5.3
1989	3	106	14	33	.424	7	12	.583	6	14	20	9	13	0	5	2	38	12.7
1990	3	79	5	17	.294	10	10	1.000	5	5	10	11	13	1	5	2	21	7.0
TOTALS	**54**	**1124**	**138**	**320**	**.431**	**107**	**143**	**.748**	**54**	**96**	**150**	**147**	**183**	**4**	**43**	**24**	**388**	**7.2**

Three-point field goals: '83, 0-2 (.000); '84, 0-2 (.000); '85, 0-1 (.000); '86, 1-1 (1.000); '87, 0-2 (.000); '88, 0-8 (.000); '89, 3-6 (.500). Totals: 5-25 (.200).

TIM HARDAWAY

Height: 6-0 Weight: 195 Texas El-Paso '89 Born Sept. 1, 1966
Acquired: By trade from Dallas on Feb. 21, 2002 Departed: Waived on Jun. 25, 2002

YEAR	GP	MIN	FGM	FGA	PCT	FTM	FTA	PCT	OFF	DEF	REB	AST	PF	DQ	STL	BLK	PTS	AVG
01-02	14	325	47	126	.373	12	19	.632	1	26	27	77	25	0	17	2	134	9.6

Three-point field goals: 28-75 (.373).

ADAM HARRINGTON

Height: 6-5 Weight: 200 Auburn '03 Born Jul. 5, 1980
Acquired: Signed a 10-day contract on Mar. 23, 2003 Departed: Contract expired at end of '02-03 season

YEAR	GP	MIN	FGM	FGA	PCT	FTM	FTA	PCT	OFF	DEF	REB	AST	PF	DQ	STL	BLK	PTS	AVG
02-03	6	74	7	20	.350	1	2	.500	1	5	6	10	6	0	1	0	19	3.2

Three-point field goals: 4-11 (.364).

AL HARRINGTON

Height: 6-9 Weight: 245 St. Patrick HS '98 Born Feb. 17, 1980
Acquired: Signed as a free agent on Jul. 15, 2010 Departed: By trade to Orlando on Aug. 10, 2012

YEAR	GP	MIN	FGM	FGA	PCT	FTM	FTA	PCT	OFF	DEF	REB	AST	PF	DQ	STL	BLK	PTS	AVG
10-11	73	1665	281	675	.416	86	117	.735	76	256	332	101	202	4	39	10	765	10.5
11-12	64	1761	345	773	.446	119	176	.676	72	318	390	88	181	0	58	12	910	14.2
TOTALS	**137**	**3426**	**626**	**1448**	**.432**	**205**	**293**	**.700**	**148**	**571**	**719**	**190**	**383**	**4**	**97**	**22**	**1675**	**12.2**

Three-point field goals: '10-11, 117-328 (.357); '11-12, 101-303 (.333). Totals: 218-631 (.345).

PLAYOFFS	GP	MIN	FGM	FGA	PCT	FTM	FTA	PCT	OFF	DEF	REB	AST	PF	DQ	STL	BLK	PTS	AVG
2011	5	70	10	22	.455	3	4	.750	1	7	8	5	7	0	3	0	28	5.6
2012	7	163	24	75	.320	10	15	.667	7	30	37	6	13	0	3	1	68	9.7
TOTALS	**12**	**233**	**34**	**97**	**.351**	**13**	**19**	**.684**	**8**	**37**	**45**	**11**	**20**	**0**	**6**	**1**	**96**	**8.0**

Three-point field goals: 2011, 5-10 (.500); 2012, 10-35 (.286). Totals: 15-45 (.333).

LORINZA "JUNIOR" HARRINGTON

Height: 6-4 Weight: 190 Wisconsin '04 Born Oct. 2, 1980
Acquired: Signed as a free agent on Jul. 18, 2002 Departed: Waived on Oct. 27, 2003

YEAR	GP	MIN	FGM	FGA	PCT	FTM	FTA	PCT	OFF	DEF	REB	AST	PF	DQ	STL	BLK	PTS	AVG
02-03	82	2003	169	467	.362	73	112	.652	44	206	250	277	250	6	80	15	418	5.1

Three-point field goals: 7-28 (.250).

DEVIN HARRIS

Height: 6-3 Weight: 192 Wingate '02 Born Feb. 27, 1983
Acquired: By trade from Dallas on Feb. 8, 2018 Departed: Contract Expired on July 1, 2018

YEAR	GP	MIN	FGM	FGA	PCT	FTM	FTA	PCT	OFF	DEF	REB	AST	PF	DQ	STL	BLK	PTS	AVG
17-18	27	533	69	170	.406	49	58	.845	3	39	42	67	55	0	14	4	222	8.2

Three-point field goals: 35-102 (.343).

GARY HARRIS

Height: 6-4 Weight: 210 Michigan State '14 Born Sep. 14, 1994
Acquired: By trade from Chicago on Jun.26, 2014 Departed: Currently on the team

YEAR	GP	MIN	FGM	FGA	PCT	FTM	FTA	PCT	OFF	DEF	REB	AST	PF	DQ	STL	BLK	PTS	AVG
14-15	55	719	66	217	.304	35	47	.745	21	43	64	29	71	0	39	7	188	3.4
15-16	76	2439	359	765	.469	109	133	.820	54	166	220	147	143	0	97	18	932	12.3
16-17	57	1782	320	637	.502	104	134	.776	48	130	178	164	92	0	71	8	851	14.9
17-18	67	2304	440	908	.485	134	162	.827	37	139	176	194	119	0	122	15	1170	17.5
18-19	57	1639	270	637	.424	115	144	.799	41	119	160	127	113	0	55	19	737	12.9
19-20	56	1780	218	519	.420	75	92	.815	26	137	163	118	116	1	76	14	581	10.4
TOTALS	**368**	**10663**	**1673**	**3683**	**.454**	**572**	**712**	**.803**	**227**	**734**	**961**	**779**	**654**	**1**	**76**	**14**	**581**	**12.1**

Three-point field goals: '14-15, 21-103 (.204); '15-16, 105-297 (.354); '16-17, 107-255 (.420); '17-18, 156-394 (.396); '18-19, 82-242 (.339); '19-20, 70-210 (.333). Totals: 541-1501 (.360).

PLAYOFFS	GP	MIN	FGM	FGA	PCT	FTM	FTA	PCT	OFF	DEF	REB	AST	PF	DQ	STL	BLK	PTS	AVG
2019	14	517	73	158	.462	33	38	.868	9	49	58	32	38	1	12	8	199	14.2
2020	14	379	34	90	.378	17	22	.773	7	21	28	24	45	2	16	4	104	7.4
TOTALS	**28**	**896**	**107**	**248**	**.431**	**50**	**60**	**.833**	**16**	**70**	**86**	**56**	**83**	**3**	**28**	**12**	**303**	**10.8**

Three-point field goals: 2019, 20-57 (.351); 2020, 19-52 (.365). Totals: 39-109 (.358).

JASON HART

Height: 6-3 Weight: 180 Syracuse '00 Born Apr. 29, 1978
Acquired: Signed as a free agent on Mar. 3, 2009 Departed: Contract expired at end of '08-09 season

YEAR	GP	MIN	FGM	FGA	PCT	FTM	FTA	PCT	OFF	DEF	REB	AST	PF	DQ	STL	BLK	PTS	AVG
08-09	11	36	5	10	.500	3	4	.750	1	3	4	5	4	0	0	0	13	1.2

Three-point field goals: 0-2 (.000).

PLAYOFFS	GP	MIN	FGM	FGA	PCT	FTM	FTA	PCT	OFF	DEF	REB	AST	PF	DQ	STL	BLK	PTS	AVG
2009	9	19	1	2	.500	0	0	---	0	3	3	5	5	0	2	1	2	0.2

Three-point field goals: 0-0.

DONNELL HARVEY

Height: 6-8 Weight: 220 Florida '03 Born Aug. 26, 1980
Acquired: By trade from Dallas on Feb. 21, 2002 Departed: Contract expired at end of '02-03 season

YEAR	GP	MIN	FGM	FGA	PCT	FTM	FTA	PCT	OFF	DEF	REB	AST	PF	DQ	STL	BLK	PTS	AVG
01-02	29	679	94	191	.492	44	68	.647	68	113	181	32	88	1	17	19	232	8.0
02-03	77	1613	246	551	.446	118	176	.670	125	284	409	100	203	2	48	27	611	7.9
TOTALS	**106**	**2292**	**340**	**742**	**.458**	**162**	**244**	**.664**	**193**	**397**	**590**	**132**	**291**	**3**	**65**	**46**	**843**	**7.8**

Three-point field goals: '02-03, 1-7 (.143).

SCOTT HASTINGS

Height: 6-11 Weight: 245 Arkansas '82 Born Jun. 3, 1960
Acquired: By trade from Detroit on Aug. 13, 1991 Departed: Contract expired at end of '92-93 season

YEAR	GP	MIN	FGM	FGA	PCT	FTM	FTA	PCT	OFF	DEF	REB	AST	PF	DQ	STL	BLK	PTS	AVG
91-92	40	421	17	50	.340	24	28	.857	30	68	98	26	56	0	10	15	58	1.5
92-93	76	670	57	112	.508	40	55	.727	44	93	137	34	115	1	12	8	156	2.1
TOTALS	**116**	**1091**	**74**	**162**	**.458**	**64**	**83**	**.771**	**74**	**161**	**235**	**60**	**171**	**1**	**22**	**23**	**214**	**1.8**

Three-point field goals: '91-92, 0-9 (.000); '92-93, 2-8 (.250). Totals: 2-17 (.117).

SPENCER HAYWOOD

Height: 6-9 Weight: 225 Detroit '67 Born Apr. 22, 1949
Acquired: Drafted in the first round in 1970 Departed: Signed with Seattle of the NBA

YEAR	GP	MIN	FGM	FGA	PCT	FTM	FTA	PCT	OFF	DEF	REB	AST	PF	DQ	STL	BLK	PTS	AVG
69-70	84	3808	986	1987	.496	547	705	.776	533	1104	1637	190	221	1	-	-	2519	30.0

Three-point field goals: 0-11 (.000).

PLAYOFFS	GP	MIN	FGM	FGA	PCT	FTM	FTA	PCT	OFF	DEF	REB	AST	PF	DQ	STL	BLK	PTS	AVG
1970	12	568	185	362	.511	69	83	.831	79	158	237	39	31	0	-	-	440	36.7

Three-point field goals: 1-5 (.200).

JUANCHO HERNANGOMEZ

Height: 6-9 Weight: 230 Spain Born Sep. 28, 1995
Acquired: Drafted in the first round (15th overall) in 2016 Departed: Traded to Minnesota on Feb. 5, 2020

YEAR	GP	MIN	FGM	FGA	PCT	FTM	FTA	PCT	OFF	DEF	REB	AST	PF	DQ	STL	BLK	PTS	AVG
16-17	62	842	101	224	.451	57	76	.750	43	144	187	29	62	0	30	12	305	4.9
17-18	25	277	29	75	.387	10	12	.833	18	36	54	12	25	0	6	3	82	3.3
18-19	70	1358	138	314	.439	66	86	.767	64	201	265	55	94	0	27	24	408	5.8
19-20	34	422	38	110	.345	15	25	.640	24	71	95	22	29	0	5	5	107	3.1
TOTALS	**191**	**2899**	**306**	**723**	**.423**	**149**	**199**	**.749**	**149**	**149**	**452**	**601**	**210**	**0**	**68**	**44**	**902**	**4.7**

Three-point field goals: '16-17, 46-113 (.407); '17-18, 14-50 (.280); '18-19, 66-181 (.365); '19-20, 15-60 (.250). Totals: 141-404 (.349).

PLAYOFFS	GP	MIN	FGM	FGA	PCT	FTM	FTA	PCT	OFF	DEF	REB	AST	PF	DQ	STL	BLK	PTS	AVG
2019	5	15	1	3	.333	0	0	---	0	3	3	0	2	0	0	0	3	0.6

Three-point field goals: 2019, 1-2 (.500).

CHRIS HERREN

Height: 6-2 Weight: 197 Fresno State '99 Born Sept. 27, 1975
Acquired: Drafted, No. 33 overall, in 1999 Departed: Traded to Boston on Oct. 16, 2000

YEAR	GP	MIN	FGM	FGA	PCT	FTM	FTA	PCT	OFF	DEF	REB	AST	PF	DQ	STL	BLK	PTS	AVG
99-00	45	597	45	124	.363	27	40	.675	12	40	52	111	74	0	15	2	141	3.1

Three-point field goals: 24-67 (..358).

CARL HERRERA

Height: 6-9 Weight: 225 Houston '91 Born Dec. 14, 1966
Acquired: Signed as a free agent on Mar. 3, 1999 Departed: Contract expired at end of '98-99 season

YEAR	GP	MIN	FGM	FGA	PCT	FTM	FTA	PCT	OFF	DEF	REB	AST	PF	DQ	STL	BLK	PTS	AVG
98-99	24	265	27	63	.429	5	9	.556	20	34	54	1	37	0	12	7	59	2.5

Three-point field goals: 0-1 (.000).

DAN HESTER

Height: 6-8 Weight: 220 Louisiana State '70 Born Nov. 8, 1948
Acquired: Drafted in the fifth round in 1970

YEAR	GP	MIN	FGM	FGA	PCT	FTM	FTA	PCT	OFF	DEF	REB	AST	PF	DQ	STL	BLK	PTS	AVG
70-71	35	462	79	207	.382	42	51	.824	75	123	198	30	66	1	-	-	205	5.9

Three-point field goals: 5-11 (.455).

ROY HIBBERT

Height: 7-2 Weight: 270 Georgetown '08 Born Dec. 11, 1986
Acquired: By trade from Milwaukee on Feb. 2, 2017 Departed: Became a free agent on Jul. 1, 2017

YEAR	GP	MIN	FGM	FGA	PCT	FTM	FTA	PCT	OFF	DEF	REB	AST	PF	DQ	STL	BLK	PTS	AVG
16-17	6	11	2	3	.667	0	0	.000	1	1	2	1	3	0	0	2	4	0.7

Three-point field goals: 0-0 (.000).

PHIL HICKS

Height: 6-7 Weight: 205 Tulane '76 Born Jan. 31, 1953
Acquired: Signed as a free agent on Nov. 13, 1978 Departed: Waived on Jan. 12, 1979

YEAR	GP	MIN	FGM	FGA	PCT	FTM	FTA	PCT	OFF	DEF	REB	AST	PF	DQ	STL	BLK	PTS	AVG
78-79	20	128	18	43	.419	3	5	.600	13	15	28	8	20	0	5	0	39	2.0

J.J. HICKSON

Height: 6-9 Weight: 242 North Carolina State '08 Born Sept. 4, 1988
Acquired: Signed as free agent on Jan. 12, 2013 Departed: Waived on Feb. 9, 2016

YEAR	GP	MIN	FGM	FGA	PCT	FTM	FTA	PCT	OFF	DEF	REB	AST	PF	DQ	STL	BLK	PTS	AVG
13-14	69	1859	332	654	.508	150	290	.517	206	426	632	96	177	0	47	51	814	11.8
14-15	73	1411	218	459	.475	116	201	.577	150	302	452	57	136	0	36	35	552	7.6
15-16	20	305	55	109	.505	27	59	.458	22	65	87	16	35	0	10	12	137	6.9
TOTALS	**162**	**3575**	**605**	**1222**	**.495**	**293**	**550**	**.533**	**278**	**793**	**1171**	**169**	**348**	**0**	**93**	**98**	**1503**	**9.3**

Three-point field goals: '13-14, 0-8 (.000); '14-15, 0-2 (.000); '15-16, 0-0. Totals: 0-10 (.000).

MIKE HIGGINS

Height: 6-9 Weight: 220 Northern Colorado '89 Born Feb. 17, 1967
Acquired: Signed to the first of consecutive 10-day contracts on Dec. 29, 1989 Departed: Released on Jan. 19, 1990

YEAR	GP	MIN	FGM	FGA	PCT	FTM	FTA	PCT	OFF	DEF	REB	AST	PF	DQ	STL	BLK	PTS	AVG
89-90	5	32	3	8	.375	7	8	.875	1	2	3	2	1	0	1	0	13	2.6

Three-point field goals: 0-0.

KENNY HIGGS

Height: 6-0 Weight: 185 Louisiana State '77 Born Jan. 31, 1955
Acquired: Signed as a free agent on Dec. 8, 1980 Departed: Contract expired at the end of the '81-82 season

YEAR	GP	MIN	FGM	FGA	PCT	FTM	FTA	PCT	OFF	DEF	REB	AST	PF	DQ	STL	BLK	PTS	AVG
80-81	72	1689	209	474	.441	140	172	.814	24	121	145	408	243	5	101	6	562	7.8
81-82	76	1696	202	468	.432	161	197	.817	23	121	144	395	263	8	72	6	569	7.5
TOTALS	**148**	**3385**	**411**	**942**	**.436**	**301**	**369**	**.816**	**47**	**242**	**289**	**803**	**506**	**13**	**173**	**12**	**1131**	**7.6**

Three-point field goals: '80-81, 4-34 (.118); '81-82, 4-21 (.190). Totals: 8-55 (.145).

PLAYOFFS	GP	MIN	FGM	FGA	PCT	FTM	FTA	PCT	OFF	DEF	REB	AST	PF	DQ	STL	BLK	PTS	AVG
1982	3	54	8	21	.381	7	12	.583	1	2	3	6	12	0	3	0	23	7.7

Three-point field goals: 0-2 (.000).

WAYNE HIGHTOWER

Height: 6-9 Weight: 205 Kansas '62 Born Jan. 14, 1940
Departed: Sold to Los Angeles on Sept. 9, 1969

YEAR	GP	MIN	FGM	FGA	PCT	FTM	FTA	PCT	OFF	DEF	REB	AST	PF	DQ	STL	BLK	PTS	AVG
67-68	74	2459	431	1126	.383	420	543	.773	-	-	536	143	237	5	-	-	1282	17.3
68-69	67	2318	311	762	.408	311	426	.730	155	486	641	203	241	5	-	-	933	13.9
TOTALS	**141**	**4777**	**742**	**1888**	**.393**	**731**	**969**	**.754**	**-**	**-**	**1177**	**346**	**478**	**10**	**-**	**-**	**2215**	**15.7**

Three-point field goals: '67-68, 0-6 (.000); '68-69, 0-2 (.000). Totals: 0-8 (.000).

PLAYOFFS	GP	MIN	FGM	FGA	PCT	FTM	FTA	PCT	OFF	DEF	REB	AST	PF	DQ	STL	BLK	PTS	AVG
1968	5	209	35	100	.350	43	54	.796	-	-	44	11	25	2	-	-	113	22.6
1969	7	191	33	64	.515	25	33	.758	9	38	47	12	22	1	-	-	84	12.0
TOTALS	**12**	**396**	**60**	**163**	**.368**	**77**	**99**	**.778**	**-**	**-**	**91**	**23**	**47**	**3**	**-**	**-**	**197**	**16.4**

Three-point field goals: 1968, 0-1 (.000).

DARNELL HILLMAN

Height: 6-9 Weight: 215 San Jose State '71 Born Aug. 29, 1949
Acquired: By trade from N.Y. Nets on Jan. 30, 1978 Departed: Traded to Kansas City on Jun. 26, 1978

YEAR	GP	MIN	FGM	FGA	PCT	FTM	FTA	PCT	OFF	DEF	REB	AST	PF	DQ	STL	BLK	PTS	AVG
77-78	33	746	104	209	.498	49	81	.605	73	166	239	53	130	4	14	37	257	7.8

PLAYOFFS	GP	MIN	FGM	FGA	PCT	FTM	FTA	PCT	OFF	DEF	REB	AST	PF	DQ	STL	BLK	PTS	AVG
1978	13	260	31	97	.392	11	15	.733	25	55	80	18	49	1	6	7	73	5.6

JULIUS HODGE

Height: 6-7 Weight: 210 North Carolina State '05 Born Nov. 18, 1983
Acquired: Drafted, No. 20 overall, in 2005 Departed: Traded to Milwaukee on Jan. 11, 2007

YEAR	GP	MIN	FGM	FGA	PCT	FTM	FTA	PCT	OFF	DEF	REB	AST	PF	DQ	STL	BLK	PTS	AVG
05-06	14	33	5	13	.385	3	8	.375	5	2	7	6	7	0	2	0	13	0.9
06-07	4	37	2	5	.400	2	2	1.000	1	2	3	10	3	0	3	0	6	1.5
TOTALS	**18**	**70**	**7**	**18**	**.389**	**5**	**10**	**.500**	**6**	**4**	**10**	**16**	**10**	**0**	**5**	**0**	**19**	**1.1**

Three-point field goals: '05-06, 0-0; '06-07, 0-0. Totals: 0-0.

TOM HOOVER

Height: 6-10 Weight: 250 Villanova '63 Born Jan. 23, 1941
Departed: Sold to Houston in May, 1968

YEAR	GP	MIN	FGM	FGA	PCT	FTM	FTA	PCT	OFF	DEF	REB	AST	PF	DQ	STL	BLK	PTS	AVG
67-68	70	1588	161	357	.451	128	206	.621	-	-	491	64	268	8	-	-	454	6.5

Three-point field goals: 4-10 (.400).

PLAYOFFS	GP	MIN	FGM	FGA	PCT	FTM	FTA	PCT	OFF	DEF	REB	AST	PF	DQ	STL	BLK	PTS	AVG
1968	2	16	4	7	.571	5	7	.714	-	-	4	1	6	0	-	-	13	6.5

Three-point field goals: 0-0.

CEDRICK HORDGES

Height: 6-8 Weight: 220 South Carolina '80 Born Jan. 8, 1957
Acquired: By trade from Chicago on Jun. 9, 1980 Departed: Contract expired at end of the '81-82 season

YEAR	GP	MIN	FGM	FGA	PCT	FTM	FTA	PCT	OFF	DEF	REB	AST	PF	DQ	STL	BLK	PTS	AVG
80-81	68	1599	221	480	.460	130	186	.699	120	338	458	104	226	4	33	19	572	8.4
81-82	77	1372	204	414	.493	116	199	.583	119	276	395	65	230	1	26	19	527	6.8
TOTALS	**145**	**2971**	**425**	**894**	**.475**	**246**	**385**	**.639**	**239**	**614**	**853**	**169**	**456**	**5**	**59**	**38**	**1099**	**8.1**

Three-point field goals: '80-81, 0-3 (.000); '81-82, 3-13 (.231). Totals: 3-16 (.188).

PLAYOFFS	GP	MIN	FGM	FGA	PCT	FTM	FTA	PCT	OFF	DEF	REB	AST	PF	DQ	STL	BLK	PTS	AVG
1982	3	45	8	19	.421	3	4	.750	2	11	13	2	4	0	1	0	19	6.3

Three-point field goals: 0-1 (.000).

RON HORN

Height: 6-7 Weight: 225 Indiana '59 Born May 24, 1938

YEAR	GP	MIN	FGM	FGA	PCT	FTM	FTA	PCT	OFF	DEF	REB	AST	PF	DQ	STL	BLK	PTS	AVG
67-68	1	6	0	2	.000	2	2	1.000	-	-	1	0	0	0	-	-	2	2.0

Three-point field goals: 0-0.

JUWAN HOWARD

Height: 6-9 Weight: 260 Michigan '95 Born Feb. 7, 1973
Acquired: By trade from Dallas on Feb. 21, 2002 Departed: Contract expired at end of the '02-03 season
Acquired: Signed as a free agent on Oct. 3, 2008 Departed: Waived on Nov. 3, 2008

YEAR	GP	MIN	FGM	FGA	PCT	FTM	FTA	PCT	OFF	DEF	REB	AST	PF	DQ	STL	BLK	PTS	AVG
01-02	28	976	192	420	.457	117	152	.770	85	137	222	76	95	3	18	17	501	17.9
02-03	77	2730	567	1261	.450	282	351	.803	181	404	585	234	239	2	77	27	1418	18.4
08-09	3	22	1	2	.500	0	0	---	1	3	4	2	4	0	1	1	2	0.7
TOTALS	**108**	**3728**	**760**	**1683**	**.452**	**399**	**503**	**.793**	**267**	**544**	**811**	**312**	**338**	**5**	**96**	**45**	**1921**	**17.8**

Three-point field goals: '01-02, 0-1 (.000); '02-03, 2-4 (.500); '08-09, 0-0. Totals: 2-5 (.400).

EDDIE HUGHES

Height: 5-10 Weight: 165 Colorado State '82 Born May 26, 1960
Acquired: Signed the first of consecutive 10-day contracts on Jan. 2, 1989 Departed: Contract expired at end of '89-90 season

YEAR	GP	MIN	FGM	FGA	PCT	FTM	FTA	PCT	OFF	DEF	REB	AST	PF	DQ	STL	BLK	PTS	AVG
88-89	26	224	28	64	.438	7	12	.583	6	13	19	35	30	0	17	2	70	2.7
89-90	60	892	83	202	.411	23	34	.676	15	55	70	116	87	0	48	1	209	3.5
TOTALS	**86**	**1116**	**111**	**266**	**.417**	**30**	**46**	**.652**	**21**	**68**	**89**	**151**	**117**	**0**	**65**	**3**	**279**	**3.2**

Three-point field goals: 88-89, 7-22 (.318); 89-90, 20-49 (.408). Totals: 27-71 (.333).

KIM HUGHES

Height: 6-11 Weight: 220 Wisconsin '74 Born Jun. 4, 1952
Acquired: Signed as a free agent on Jul. 8, 1978 Departed: Traded to Cleveland on Oct. 30, 1980

YEAR	GP	MIN	FGM	FGA	PCT	FTM	FTA	PCT	OFF	DEF	REB	AST	PF	DQ	STL	BLK	PTS	AVG
78-79	81	1086	98	182	.538	18	45	.400	112	223	335	74	215	2	56	102	214	2.6
79-80	70	1208	102	202	.505	15	41	.366	125	201	326	74	184	3	66	77	219	3.1
80-81	8	159	11	25	.440	1	2	.500	19	31	50	11	33	2	11	14	23	2.9
TOTALS	**159**	**2453**	**211**	**409**	**.516**	**34**	**88**	**.386**	**256**	**455**	**711**	**159**	**432**	**7**	**133**	**193**	**456**	**2.9**

Three-point field goals: 0-0.

PLAYOFFS	GP	MIN	FGM	FGA	PCT	FTM	FTA	PCT	OFF	DEF	REB	AST	PF	DQ	STL	BLK	PTS	AVG
1979	3	35	1	2	.500	1	2	.500	3	8	11	0	8	0	3	0	3	1.0

STEVEN HUNTER

Height: 7-0 Weight: 240 DePaul Born Oct. 31, 1981
Acquired: By trade from Philadelphia on Sept. 10, 2007 Departed: Traded to Memphis on Aug. 7, 2009

YEAR	GP	MIN	FGM	FGA	PCT	FTM	FTA	PCT	OFF	DEF	REB	AST	PF	DQ	STL	BLK	PTS	AVG
07-08	19	120	15	28	.536	9	20	.450	10	19	29	0	20	0	0	6	39	2.1
08-09	-------DNP - KNEE INJURY--------																	
TOTALS	**19**	**120**	**15**	**28**	**.536**	**9**	**20**	**.450**	**10**	**19**	**29**	**0**	**20**	**0**	**0**	**6**	**39**	**2.1**

Three-point field goals: 0-0.

PLAYOFFS	GP	MIN	FGM	FGA	PCT	FTM	FTA	PCT	OFF	DEF	REB	AST	PF	DQ	STL	BLK	PTS	AVG
2008	2	5	0	1	.000	0	0	---	0	2	2	0	0	0	0	0	0	0.0

Three-point field goals: 0-0.

ANDRE IGUODALA

Height: 6-6 Weight: 207 Arizona '04 Born Jan. 28, 1984
Acquired: By trade from Philadelphia on Aug. 10, 2012 Departed: Traded to Memphis on Aug. 7, 2009

YEAR	GP	MIN	FGM	FGA	PCT	FTM	FTA	PCT	OFF	DEF	REB	AST	PF	DQ	STL	BLK	PTS	AVG
12-13	80	2779	396	879	.451	155	270	.574	82	341	423	433	127	0	139	52	1038	13.0

Three-point field goals: 91-287 (.317).

PLAYOFFS	GP	MIN	FGM	FGA	PCT	FTM	FTA	PCT	OFF	DEF	REB	AST	PF	DQ	STL	BLK	PTS	AVG
2013	6	243	38	76	.500	18	25	.720	9	39	48	32	9	0	12	2	108	18.0

Three-point field goals: 14-29 (.483)

GEORGE IRVINE

Height: 6-6 Weight: 200 Washington '70 Born Feb. 1, 1948
Acquired: By trade from Virginia on Jul. 14, 1975

YEAR	GP	MIN	FGM	FGA	PCT	FTM	FTA	PCT	OFF	DEF	REB	AST	PF	DQ	STL	BLK	PTS	AVG
75-76	3	14	2	6	.333	0	0	---	1	0	1	0	1	0	0	0	4	1.3

Three-point field goals: 0-1 (.000).

DAN ISSEL

Height: 6-9 Weight: 240 Kentucky '70 Born Oct. 25, 1948
Acquired: By trade from Baltimore in 1975 Departed: Retired at the end of the '84-85 season

YEAR	GP	MIN	FGM	FGA	PCT	FTM	FTA	PCT	OFF	DEF	REB	AST	PF	DQ	STL	BLK	PTS	AVG
75-76	84	2858	752	1472	.511	425	521	.816	303	620	923	201	266	x	100	56	1930	23.0
76-77	79	2507	660	1282	.515	445	558	.797	211	485	696	177	246	7	91	29	1765	22.3
77-78	82	2851	659	1287	.512	428	547	.782	253	577	830	304	279	5	100	41	1746	21.3
78-79	81	2742	532	1030	.517	316	419	.754	240	498	738	255	233	6	61	46	1380	17.0
79-80	82	2938	715	1416	.505	517	667	.775	236	483	719	198	190	1	88	54	1951	23.8
80-81	80	2641	614	1220	.503	519	684	.759	229	447	676	158	249	6	83	53	1749	21.9
81-82	81	2472	651	1236	.527	546	655	.834	174	434	608	179	245	4	67	55	1852	22.9
82-83	80	2431	661	1296	.510	400	479	.835	151	445	596	223	227	0	83	43	1726	21.6
83-84	76	2076	569	1153	.493	364	428	.850	112	401	513	173	182	2	60	44	1506	19.8
84-85	77	1684	363	791	.459	257	319	.806	80	251	331	137	171	1	65	31	984	12.8
TOTALS	**802**	**25200**	**6176**	**12183**	**.507**	**4214**	**5277**	**.799**	**1989**	**4641**	**6630**	**2005**	**2304**	**32**	**798**	**455**	**16589**	**20.6**

Three-point field goals: '75-76, 1-4 (.250); '79-80, 4-12 (.333); '80-81, 2-12 (.167); '81-82, 4-6 (.667); '82-83, 4-19 (.211); '83-84, 4-19 (.211); '84-85, 1-7 (.143). Totals: 20-79 (.253).

PLAYOFFS	GP	MIN	FGM	FGA	PCT	FTM	FTA	PCT	OFF	DEF	REB	AST	PF	DQ	STL	BLK	PTS	AVG
1976	13	470	111	226	.491	44	56	.786	48	108	156	32	62	x	13	8	266	20.5
1977	6	222	49	96	.510	34	45	.756	18	40	58	17	20	0	5	4	132	22.0
1978	13	460	103	212	.486	56	65	.862	41	93	134	53	43	1	7	3	262	20.2
1979	3	109	24	45	.533	25	31	.806	7	21	28	10	15	0	0	0	73	24.3
1982	3	103	32	60	.533	12	12	1.000	8	13	21	5	10	0	3	1	76	25.3
1983	8	227	69	136	.507	25	29	.862	13	45	58	25	18	0	9	5	163	20.4
1984	5	153	52	102	.510	32	39	.821	10	30	40	8	15	0	6	6	137	27.4
1985	15	325	73	159	.459	39	48	.813	14	40	54	27	36	0	12	5	186	12.4
TOTALS	**66**	**2069**	**513**	**1037**	**.495**	**267**	**325**	**.822**	**159**	**390**	**549**	**177**	**219**	**1**	**55**	**33**	**1295**	**19.6**

Three-point field goals: 1976, 0-1 (.000); 1983, 0-1 (.000); 1984, 1-2 (.500); 1985, 1-1 (1.000). Totals: 2-5 (.400).

ALLEN IVERSON

Height: 6-0 Weight: 165 Georgetown '96 Born Jun. 7, 1975
Acquired: By trade from Philadelphia on Dec.19, 2006 Departed: By trade to Detroit on Nov. 3, 2008

YEAR	GP	MIN	FGM	FGA	PCT	FTM	FTA	PCT	OFF	DEF	REB	AST	PF	DQ	STL	BLK	PTS	AVG
06-07	50	2121	430	947	.454	331	436	.759	16	136	152	359	74	0	90	12	1241	24.8
07-08	82	3424	712	1556	.458	645	797	.809	47	196	243	586	109	0	160	12	2164	26.4
08-09	3	123	18	40	.450	18	25	.720	3	5	8	20	3	0	3	1	56	18.7
TOTALS	**135**	**5668**	**1160**	**2543**	**.456**	**994**	**1258**	**.790**	**66**	**337**	**403**	**965**	**186**	**0**	**253**	**25**	**3461**	**25.6**

Three-point field goals: '06-07, 50-144 (.347); '07-08, 95-275, (.345); '08-09, 2-8 (.250). Totals: 147-427 (.344).

PLAYOFFS	GP	MIN	FGM	FGA	PCT	FTM	FTA	PCT	OFF	DEF	REB	AST	PF	DQ	STL	BLK	PTS	AVG
2007	5	223	42	114	.368	25	31	.806	0	3	3	29	11	0	7	0	114	22.8
2008	4	158	36	83	.434	23	33	.697	4	8	12	18	3	0	4	1	98	24.5
TOTALS	**9**	**381**	**78**	**197**	**.396**	**48**	**64**	**.750**	**4**	**11**	**15**	**47**	**14**	**0**	**11**	**1**	**212**	**23.6**

Three-point field goals: 2007, 5-17 (.294); 2008, 3-14 (.214). Totals: 8-31 (.258).

WARREN JABALI (FORMERLY WARREN ARMSTRONG)

Height: 6-2 Weight: 200 Wichita State '68 Born Aug. 29, 1946
Acquired: Selected in dispersal draft in 1972 Departed: Left as free agent in 1974

YEAR	GP	MIN	FGM	FGA	PCT	FTM	FTA	PCT	OFF	DEF	REB	AST	PF	DQ	STL	BLK	PTS	AVG
72-73	82	2738	441	974	.453	480	596	.805	129	295	424	539	280	8	175	31	1398	17.0
73-74	49	1711	257	657	.391	220	274	.803	82	164	246	358	167	x	97	10	779	15.9
TOTALS	**131**	**4449**	**698**	**1631**	**.428**	**700**	**870**	**.805**	**211**	**459**	**670**	**897**	**447**	**8**	**272**	**41**	**2177**	**16.6**

Three-point field goals: '72-73, 36-140 (.257); '73-74, 45-123 (.366). Totals: 81-263 (.308).

PLAYOFFS	GP	MIN	FGM	FGA	PCT	FTM	FTA	PCT	OFF	DEF	REB	AST	PF	DQ	STL	BLK	PTS	AVG
1973	5	126	9	27	.333	12	16	.750	2	5	7	14	11	0	5	11	30	6.0

Three-point field goals: 0-0.

BOBBY JACKSON

Height: 6-1 Weight: 185 Minnesota '97 Born March 13, 1973
Acquired: By trade from Seattle on June 25, 1997 Departed: Traded to Minnesota on Jan. 21, 1999

YEAR	GP	MIN	FGM	FGA	PCT	FTM	FTA	PCT	OFF	DEF	REB	AST	PF	DQ	STL	BLK	PTS	AVG
97-98	68	2042	310	791	.392	149	183	.814	78	224	302	317	160	0	105	11	790	11.6

Three-point field goals: 21-81 (.259).

MARK JACKSON

Height: 6-3 Weight: 185 St. John's '87 Born April 1, 1965
Acquired: By trade from Indiana on June 13, 1996 Departed: Traded to Indiana on Feb. 20, 1997

YEAR	GP	MIN	FGM	FGA	PCT	FTM	FTA	PCT	OFF	DEF	REB	AST	PF	DQ	STL	BLK	PTS	AVG
96-97	52	2001	192	452	.425	109	136	.801	71	200	271	641	104	0	51	9	541	10.4

Three-point field goals: 48-121 (.397).

RICHARD JEFFERSON

Height: 6-7 Weight: 233 Arizona '01 Born June 21, 1980
Acquired:Signed as a free agent on Oct. 19, 2017 Departed: Contract expired on July 1, 2018

YEAR	GP	MIN	FGM	FGA	PCT	FTM	FTA	PCT	OFF	DEF	REB	AST	PF	DQ	STL	BLK	PTS	AVG
17-18	20	163	12	27	.444	4	7	.571	2	15	17	15	11	0	2	1	30	1.5

Three-point field goals: 2-7 (.286).

AVERY JOHNSON

Height: 5-10 Weight: 175 Southern University '88 Born March 25, 1965
Acquired: By trade from Seattle on Oct. 24, 1990 Departed: Waived on Dec. 24, 1990
Re-Acquired: Signed as a free agent on July 19, 2001 Departed: Traded to Dallas on Feb. 21, 2002

YEAR	GP	MIN	FGM	FGA	PCT	FTM	FTA	PCT	OFF	DEF	REB	AST	PF	DQ	STL	BLK	PTS	AVG
90-91	21	217	29	68	.426	21	32	.656	9	12	21	77	22	0	14	2	79	3.8
01-02	51	1200	186	383	.486	109	146	.747	14	50	64	258	69	0	35	8	481	9.4
TOTALS	**72**	**1417**	**215**	**451**	**.477**	**130**	**178**	**.730**	**23**	**62**	**85**	**335**	**91**	**0**	**49**	**10**	**560**	**7.8**

Three-point field goals: '90-91, 0-4 (.000); '01-02, 0-5 (.000). Totals: 0-9 (.000).

DERMARR JOHNSON

Height: 6-9 Weight: 201 Cincinnati '03 Born May 5, 1980
Acquired: Signed as a free agent on Oct. 18, 2004 Departed: Contract expired at the end of '06-07 season

YEAR	GP	MIN	FGM	FGA	PCT	FTM	FTA	PCT	OFF	DEF	REB	AST	PF	DQ	STL	BLK	PTS	AVG
04-05	71	1232	185	371	.499	80	101	.792	43	108	151	75	140	0	43	18	503	7.1
05-06	58	924	132	306	.431	34	42	.810	19	77	96	55	86	0	25	26	354	6.1
06-07	39	419	50	154	.325	16	21	.762	10	47	57	17	39	0	16	12	135	3.5
TOTALS	**168**	**2575**	**367**	**831**	**.442**	**130**	**164**	**.793**	**72**	**232**	**304**	**147**	**265**	**0**	**84**	**56**	**992**	**5.9**

Three-point field goals: '04-05, 53-148 (.358); '05-06, 56-160, (.350); '06-07, 19-88 (.216). Totals: 128-396 (.323).

PLAYOFFS	GP	MIN	FGM	FGA	PCT	FTM	FTA	PCT	OFF	DEF	REB	AST	PF	DQ	STL	BLK	PTS	AVG
2005	4	78	11	20	.550	3	3	1.000	3	5	8	3	9	0	2	2	29	7.3
2006	3	34	3	13	.231	0	0	---	2	8	10	2	1	0	0	1	7	2.3
TOTALS	**7**	**112**	**14**	**33**	**.424**	**3**	**3**	**1.000**	**5**	**13**	**18**	**5**	**10**	**0**	**2**	**3**	**36**	**5.1**

Three-point field goals: 2005, 4-11 (.364); 2006, 1-10 (.100). Totals: 5-21 (.238).

ERVIN JOHNSON

Height: 6-11 Weight: 245 New Orleans '93 Born Dec. 21, 1967
Acquired: Signed as a free agent on Jul. 23, 1996 Departed: Traded to Milwaukee on Jun. 25, 1997

YEAR	GP	MIN	FGM	FGA	PCT	FTM	FTA	PCT	OFF	DEF	REB	AST	PF	DQ	STL	BLK	PTS	AVG
96-97	82	2599	243	467	.520	96	156	.615	231	682	913	71	288	5	65	227	582	7.1

Three-point field goals: 0-2 (.000).

GEORGE JOHNSON

Height: 6-7 Weight: 218 St. John's '78 Born Dec. 8, 1956
Acquired: By trade from Milwaukee on Oct. 19, 1979 Departed: Sold to Milwaukee on May 16, 1980

YEAR	GP	MIN	FGM	FGA	PCT	FTM	FTA	PCT	OFF	DEF	REB	AST	PF	DQ	STL	BLK	PTS	AVG
79-80	75	1938	309	649	.476	148	189	.783	190	394	584	157	260	4	84	67	768	10.2

Three-point field goals: 2-9 (.222).

NIKOLA JOKIC

Height: 7-0 Weight: 250 Serbia Born Feb. 19, 1995
Acquired: Drafted in the second round (41st overall) in 2014 Departed: Currently on the team

YEAR	GP	MIN	FGM	FGA	PCT	FTM	FTA	PCT	OFF	DEF	REB	AST	PF	DQ	STL	BLK	PTS	AVG
15-16	80	1733	307	600	.512	154	190	.811	181	379	560	189	208	3	79	50	796	10.0
16-17	73	2038	494	854	.578	188	228	.825	212	506	718	359	214	1	61	55	1221	16.7
17-18	75	2443	504	1010	.499	266	313	.850	195	608	803	458	212	2	90	61	1385	18.5
18-19	80	2504	616	1206	.511	289	352	.821	228	637	865	580	228	2	108	55	1604	20.1
19-20	73	2336	565	1071	.528	246	301	.817	166	545	711	512	222	1	85	44	1456	19.9
TOTALS	**381**	**11054**	**2486**	**4741**	**.524**	**1143**	**1384**	**.826**	**982**	**2675**	**3657**	**2098**	**1084**	**9**	**423**	**265**	**6462**	**17.0**

Three-point field goals: '15-16, 28-84 (.333); '16-17, 45-139, (.324); '17-18, 111-280 (.396); '18-19, 83-270 (.307); '19-20, 80-255 (.314). Totals: 347-1028 (.338).

PLAYOFFS	GP	MIN	FGM	FGA	PCT	FTM	FTA	PCT	OFF	DEF	REB	AST	PF	DQ	STL	BLK	PTS	AV
2019	14	557	132	261	.506	66	78	.846	54	128	182	118	54	2	16	13	352	25.1
2020	19	694	178	343	.519	66	79	.835	37	150	187	109	68	0	20	15	464	24.4
TOTALS	**33**	**1251**	**310**	**604**	**.513**	**132**	**157**	**.841**	**91**	**278**	**369**	**227**	**122**	**2**	**36**	**28**	**816**	**24.7**

Three-point field goals: 2019, 22-56 (.393); 2020, 42-98 (.429). Totals: 64-154 (.416).

BOBBY RAY JONES

Height: 6-7 Weight: 215 Washington '06 Born Jan. 9, 1984
Acquired: By trade from Philadelphia on Sept. 10, 2007 Departed: Waived on Jan. 7, 2008
Re-acquired: Signed for the remainder of the season on Apr. 11, 2008 Departed: By trade to New York on Jul. 28, 2008

YEAR	GP	MIN	FGM	FGA	PCT	FTM	FTA	PCT	OFF	DEF	REB	AST	PF	DQ	STL	BLK	PTS	AVG
07-08	25	222	26	64	.406	23	28	.821	11	27	38	11	46	0	5	1	84	3.4

Three-point field goals: 9-23 (.391).

ROBERT "BOBBY" CLYDE JONES

Height: 6-9 Weight: 212 North Carolina '74 Born Dec. 18, 1951
Acquired: Signed away from Carolina in 1974 Departed: Traded to Philadelphia on Aug. 16, 1978

YEAR	GP	MIN	FGM	FGA	PCT	FTM	FTA	PCT	OFF	DEF	REB	AST	PF	DQ	STL	BLK	PTS	AVG
74-75	84	2706	529	876	.604	187	269	.695	230	462	692	303	263	x	167	153	1245	14.8
75-76	83	2845	510	878	.581	215	308	.698	241	550	791	331	253	x	170	184	1235	14.9
76-77	82	2419	501	879	.570	236	329	.717	174	504	678	264	238	3	186	162	1238	15.1
77-78	75	2440	440	761	.578	208	277	.751	164	472	636	252	221	2	137	126	1088	14.5
TOTALS	**324**	**10410**	**1980**	**3394**	**.583**	**846**	**1183**	**.759**	**809**	**1988**	**2797**	**1150**	**975**	**5**	**660**	**625**	**4806**	**14.8**

Three-point field goals: 74-75, 0-1 (.000).

PLAYOFFS	GP	MIN	FGM	FGA	PCT	FTM	FTA	PCT	OFF	DEF	REB	AST	PF	DQ	STL	BLK	PTS	AVG
1975	13	428	69	129	.535	31	40	.775	35	76	111	38	49	x	12	12	169	13.0
1976	13	431	74	127	.583	30	41	.732	41	71	112	59	53	x	16	20	178	13.7
1977	6	187	31	64	.484	10	17	.588	11	24	35	21	25	1	17	14	72	12.0
1978	13	390	66	116	.569	34	46	.739	36	66	102	35	42	1	16	9	166	12.8
TOTALS	**45**	**1436**	**240**	**436**	**.550**	**105**	**144**	**.729**	**123**	**237**	**360**	**153**	**169**	**2**	**61**	**55**	**585**	**13.0**

Three-point field goals: 74-75, 0-1 (.000).

DAHNTAY JONES

Height: 6-6 Weight: 210 Duke '03 Born Dec. 27, 1980
Acquired: Signed as a free agent on Jul. 30, 2008 Departed: Contract expired at the end of the '08-09 season

YEAR	GP	MIN	FGM	FGA	PCT	FTM	FTA	PCT	OFF	DEF	REB	AST	PF	DQ	STL	BLK	PTS	AVG
08-09	79	1426	154	336	.458	110	151	.728	58	110	168	78	199	0	49	19	429	5.4

Three-point field goals: 11-17 (.647).

PLAYOFFS	GP	MIN	FGM	FGA	PCT	FTM	FTA	PCT	OFF	DEF	REB	AST	PF	DQ	STL	BLK	PTS	AVG
2009	16	280	38	79	.481	33	43	.767	16	22	38	10	41	0	13	5	112	7.0

Three-point field goals: 3-12 (.250).

LARRY JONES

Height: 6-3 Weight: 180 Toledo '64 Born Sept. 22, 1942
Departed: Traded to Miami in Jun. 1970

YEAR	GP	MIN	FGM	FGA	PCT	FTM	FTA	PCT	OFF	DEF	REB	AST	PF	DQ	STL	BLK	PTS	AVG
67-68	76	3085	602	1409	.427	530	683	.776	-	-	599	270	268	4	-	-	1742	22.9
68-69	75	3042	759	1631	.466	591	760	.778	165	328	493	258	273	3	-	-	2133	28.4
69-70	75	3027	625	1441	.434	579	732	.791	143	248	391	426	228	1	-	-	1870	24.9
TOTALS	**226**	**9154**	**1986**	**4481**	**.443**	**1700**	**2175**	**.782**	**-**	**-**	**1483**	**954**	**769**	**8**	**-**	**-**	**5745**	**25.4**

Three-point field goals: '67-68, 8-42 (.190); '68-69, 24-100 (.240); '69-70, 41-165 (.248). Totals: 73-307 (.238).

PLAYOFFS	GP	MIN	FGM	FGA	PCT	FTM	FTA	PCT	OFF	DEF	REB	AST	PF	DQ	STL	BLK	PTS	AVG
1968	1	41	12	20	.625	5	8	.625	-	-	4	4	5	0	-	-	29	29.0
1969	7	282	48	134	.358	55	76	.724	19	35	54	32	21	0	-	-	154	22.0
1970	12	535	113	207	.546	88	101	.871	23	41	64	76	41	0	-	-	319	26.6
TOTALS	**20**	**858**	**173**	**361**	**.479**	**148**	**185**	**.800**	**-**	**-**	**122**	**112**	**67**	**0**	**-**	**-**	**502**	**25.1**

Three-point field goals: 1969, 3-8 (.375); 1970, 5-20 (.250). Totals: 8-28 (.286).

RONALD "POPEYE" JONES

Height: 6-8 Weight: 250 Murray State '92 Born Jun. 17, 1970
Acquired: By trade from Boston on Aug. 3, 1999 Departed: Traded to Washington on Sept. 25, 2000

YEAR	GP	MIN	FGM	FGA	PCT	FTM	FTA	PCT	OFF	DEF	REB	AST	PF	DQ	STL	BLK	PTS	AVG
99-00	40	330	44	104	.423	14	19	.737	41	62	103	19	50	1	3	6	104	2.6

Three-point field goals: 2-3 (.667).

STEVE "SNAPPER" JONES

Height: 6-5 Weight: 205 Oregon '64 Born Oct. 17, 1942
Acquired: By trade from Carolina in Jan. 1974 Departed: Left as a free agent in 1974

YEAR	GP	MIN	FGM	FGA	PCT	FTM	FTA	PCT	OFF	DEF	REB	AST	PF	DQ	STL	BLK	PTS	AVG
73-74	42	1157	239	534	.448	84	109	.771	32	107	139	128	127	x	13	6	575	13.7

Three-point field goals: 13-36 (.361).

ADONIS JORDAN

Height: 5-11 Weight: 170 Kansas '93 Born Aug. 21, 1970
Acquired: Signed a 10-day contract on Jan. 11, 1993 Departed: Released on Jan. 21, 1992

YEAR	GP	MIN	FGM	FGA	PCT	FTM	FTA	PCT	OFF	DEF	REB	AST	PF	DQ	STL	BLK	PTS	AVG
93-94	6	79	6	23	.261	0	0	---	3	3	6	19	6	0	0	1	15	2.5

Three-point field goals: 3-10 (.300).

GARTH JOSEPH

Height: 7-2 Weight: 306 College of St. Rose '97 Born Aug. 8, 1973
Acquired: By trade from Toronto on Jan. 12, 2001 Departed: Waived on Jan. 29, 2001

YEAR	GP	MIN	FGM	FGA	PCT	FTM	FTA	PCT	OFF	DEF	REB	AST	PF	DQ	STL	BLK	PTS	AVG
00-01	2	8	0	3	.000	0	2	.000	0	0	0	0	0	0	0	1	0	0.0

Three-point field goals: 0-0.

RICH KELLEY

Height: 7-0 Weight: 240 Stanford '75 Born Mar. 23, 1953
Acquired: By trade from Phoenix on Jun. 21, 1982 Departed: Traded to Utah on Feb. 7, 1983

YEAR	GP	MIN	FGM	FGA	PCT	FTM	FTA	PCT	OFF	DEF	REB	AST	PF	DQ	STL	BLK	PTS	AVG
82-83	38	565	59	141	.418	55	70	.786	61	111	172	59	115	3	21	18	173	4.6

Three-point field goals: 0-0.

TIM KEMPTON

Height: 6-10 Weight: 245 Notre Dame '86 Born Jan. 25, 1964
Acquired: By trade from Charlotte on Sept. 11, 1989 Departed: Contract expired at end of '89-90 season

YEAR	GP	MIN	FGM	FGA	PCT	FTM	FTA	PCT	OFF	DEF	REB	AST	PF	DQ	STL	BLK	PTS	AVG
89-90	71	1061	153	312	.490	77	114	.675	51	167	218	118	144	2	30	9	383	5.4

Three-point field goals: 0-1 (.000).

PLAYOFFS	GP	MIN	FGM	FGA	PCT	FTM	FTA	PCT	OFF	DEF	REB	AST	PF	DQ	STL	BLK	PTS	AVG
1990	3	32	7	9	.778	4	4	1.000	1	4	5	4	8	0	0	0	18	6.0

Three-point field goals: 0-0.

JULIUS KEYE

Height: 6-10 Weight: 225 South Carolina State '69 Born Sept. 5, 1946
Acquired: Drafted in the third five rounds in 1968 Departed: Traded to Memphis in Aug., 1974

YEAR	GP	MIN	FGM	FGA	PCT	FTM	FTA	PCT	OFF	DEF	REB	AST	PF	DQ	STL	BLK	PTS	AVG
69-70	77	1641	245	618	.396	116	193	.601	188	342	530	47	209	2	-	-	606	7.9
70-71	83	3634	505	1182	.427	212	317	.669	370	1084	1454	140	317	5	-	-	1222	14.7
71-72	84	2557	192	476	.403	108	174	.621	315	667	982	153	346	13	-	-	492	5.9
72-73	83	3016	163	375	.435	130	233	.558	275	617	892	180	269	3	58	226	459	5.5
73-74	79	2595	147	329	.447	57	84	.679	225	464	689	135	240	x	40	149	361	4.5
TOTALS	**406**	**13443**	**1252**	**2980**	**.420**	**623**	**1001**	**.622**	**1373**	**3174**	**4547**	**655**	**1381**	**23**	**98**	**375**	**3131**	**7.7**

Three-point field goals: '60-70, 0-7 (.000); '70-71, 0-5 (.000); '71-72, 0-2 (.000); '72-73, 3-8 (.375); '73-74, 1-5 (.200). Totals: 4-27 (.148).

PLAYOFFS	GP	MIN	FGM	FGA	PCT	FTM	FTA	PCT	OFF	DEF	REB	AST	PF	DQ	STL	BLK	PTS	AVG
1970	7	138	10	42	.238	3	6	.500	10	21	31	6	16	0	-	-	23	3.1
1972	7	302	27	59	.458	3	8	.375	45	68	113	20	30	1	-	-	57	8.1
1973	5	203	20	34	.588	9	17	.529	28	40	68	16	16	0	2	17	49	9.8
TOTALS	**19**	**643**	**57**	**135**	**.422**	**15**	**31**	**.484**	**83**	**129**	**212**	**42**	**62**	**1**	**2**	**17**	**129**	**6.8**

Three-point field goals: 1970, 0-1 (.000); 1973, 0-1 (.000). Totals: 0-2 (.000).

SEAN KILPATRICK

Height: 6-4 Weight: 210 Cincinatti '14 Born Jan. 6, 1990
Acquired: Signed first of two 10-day contracts on Jan. 12, 2016 Departed: Contract expired on Feb. 2, 2016

YEAR	GP	MIN	FGM	FGA	PCT	FTM	FTA	PCT	OFF	DEF	REB	AST	PF	DQ	STL	BLK	PTS	AVG
15-16	8	82	8	21	.381	7	8	.875	2	4	6	3	7	0	2	0	27	3.4

Three-point field goals: 4-17 (.235(.

JIMMY KING

Height: 6-5 Weight: 210 Michigan '95 Born Aug. 9, 1973
Acquired: Signed for the remainder of the season on Apr. 5, 1997 Departed: Contract expired at end of '96-97 season

YEAR	GP	MIN	FGM	FGA	PCT	FTM	FTA	PCT	OFF	DEF	REB	AST	PF	DQ	STL	BLK	PTS	AVG
96-97	2	22	2	6	.333	2	4	.500	2	0	2	2	2	0	3	0	6	3.0

Three-point field goals: 0-0.

LINAS KLEIZA

Height: 6-8 Weight: 245 Missouri Born Jan. 3, 1985
Acquired: By trade from Portland on Jun. 28, 2005 Departed: Signed with Olympiakos (Greece) as a restricted free agent in Aug. '09

YEAR	GP	MIN	FGM	FGA	PCT	FTM	FTA	PCT	OFF	DEF	REB	AST	PF	DQ	STL	BLK	PTS	AVG
05-06	61	519	77	173	.445	57	81	.704	38	78	116	15	87	0	10	13	213	3.5
06-07	79	1488	200	474	.422	115	135	.852	77	189	266	45	200	0	28	14	598	7.6
07-08	79	1889	311	659	.472	164	213	.770	92	241	333	95	181	0	44	19	880	11.1
08-09	82	1824	289	646	.447	148	204	.725	92	235	327	64	155	0	31	14	813	9.9
TOTALS	**301**	**5720**	**877**	**1952**	**.449**	**484**	**633**	**.765**	**299**	**743**	**1042**	**219**	**623**	**0**	**113**	**60**	**2504**	**8.3**

Three-point field goals: '05-06, 2-13 (.154); '06-07, 83-221 (.376); '07-08, 94-277 (.339); '08-09, 87-267 (.326). Totals: 266-778 (.342).

PLAYOFFS	GP	MIN	FGM	FGA	PCT	FTM	FTA	PCT	OFF	DEF	REB	AST	PF	DQ	STL	BLK	PTS	AVG
2006	3	14	3	8	.375	0	0	---	1	3	4	2	3	0	0	0	6	2.0
2007	5	66	3	13	.231	1	2	.500	0	8	8	2	6	0	0	0	8	1.6
2008	4	122	22	41	.537	9	13	.692	8	18	26	3	11	0	1	0	56	14.0
2009	14	210	31	66	.470	18	24	.750	8	37	45	7	17	0	5	1	97	6.9
TOTALS	**26**	**412**	**59**	**128**	**.461**	**28**	**39**	**.718**	**17**	**66**	**83**	**14**	**37**	**0**	**6**	**1**	**167**	**6.4**

Three-point field goals: 2006, 0-1 (.000); 2007, 1-6 (.167); 2008, 3-14 (.214); 2009, 17-40 (.425). Totals: 21-61 (.344).

JOE KOPICKI

Height: 6-9 Weight: 240 Detroit '82 Born Jun. 12, 1960
Acquired: Signed as a free agent on Oct. 31, 1984 Departed: Waived on Oct. 22, 1985

YEAR	GP	MIN	FGM	FGA	PCT	FTM	FTA	PCT	OFF	DEF	REB	AST	PF	DQ	STL	BLK	PTS	AVG
84-85	42	308	50	95	.526	43	54	.796	29	57	86	29	58	0	13	1	145	3.5

Three-point field goals: 2-3 (.667).

PLAYOFFS	GP	MIN	FGM	FGA	PCT	FTM	FTA	PCT	OFF	DEF	REB	AST	PF	DQ	STL	BLK	PTS	AVG
1985	7	32	6	16	.375	9	17	.529	2	11	13	3	5	0	1	1	21	3.0

Three-point field goals: 0-0 (.000).

KOSTA KOUFOS

Height: 7-0 Weight: 265 Ohio St. '08 Born Feb. 24, 1989
Acquired: By trade from Minnesota on Feb. 11, 2011 Departed: Traded to Memphis on June 27, 2013

YEAR	GP	MIN	FGM	FGA	PCT	FTM	FTA	PCT	OFF	DEF	REB	AST	PF	DQ	STL	BLK	PTS	AVG
10-11	11	98	21	42	.500	12	19	.632	15	18	33	0	9	0	2	5	54	4.9
11-12	48	792	115	192	.599	33	55	.600	95	163	258	15	96	1	24	41	263	5.5
12-13	81	1817	295	508	.581	58	104	.558	211	351	562	32	246	4	44	103	648	8.0
TOTALS	**140**	**2707**	**431**	**742**	**.580**	**103**	**178**	**.578**	**321**	**532**	**853**	**47**	**351**	**5**	**70**	**149**	**965**	**6.9**

PLAYOFFS	GP	MIN	FGM	FGA	PCT	FTM	FTA	PCT	OFF	DEF	REB	AST	PF	DQ	STL	BLK	PTS	AVG
2011	1	2	1	1	1.000	0	0	---	0	0	0	0	0	0	0	0	2	2.0
2012	3	26	1	3	.333	0	0	---	4	7	11	0	5	0	0	1	2	0.7
2013	6	100	7	19	.368	5	6	.833	9	12	21	3	13	0	3	4	20	3.3
TOTALS	**10**	**128**	**9**	**23**	**.391**	**5**	**6**	**.833**	**13**	**19**	**32**	**3**	**18**	**0**	**3**	**5**	**24**	**2.4**

ARVID KRAMER

Height: 6-9 Weight: 220 Augustana '79 Born Oct. 2, 1956
Acquired: Signed to consecutive 10-day contracts on Mar. 2, 1980 Departed: Contract expired at end of '79-80 season

YEAR	GP	MIN	FGM	FGA	PCT	FTM	FTA	PCT	OFF	DEF	REB	AST	PF	DQ	STL	BLK	PTS	AVG
79-80	8	45	7	22	.318	2	2	1.000	6	6	12	3	8	0	0	5	16	2.0

Three-point field goals: 0-0.

JOHN KUESTER

Height: 6-2 Weight: 180 North Carolina '77 Born Feb. 6, 1955
Acquired: Signed as a free agent on Oct. 15, 1978 Departed: Contract expired at end of '78-'79 season

YEAR	GP	MIN	FGM	FGA	PCT	FTM	FTA	PCT	OFF	DEF	REB	AST	PF	DQ	STL	BLK	PTS	AVG
78-79	33	212	16	52	.307	13	14	.929	5	8	13	37	29	0	18	1	45	1.4

RAEF LaFRENTZ

Height: 6-11 Weight: 240 Kansas '98 Born May 29, 1976
Acquired: Drafted, No. 3 overall, in 1998 Departed: Traded to Dallas on Feb. 21, 2002

YEAR	GP	MIN	FGM	FGA	PCT	FTM	FTA	PCT	OFF	DEF	REB	AST	PF	DQ	STL	BLK	PTS	AVG
98-99	12	387	59	129	.457	36	48	.750	33	58	91	8	38	2	9	17	166	13.8
99-00	81	2435	392	879	.446	162	236	.686	170	471	641	97	292	6	42	180	1006	12.4
00-01	78	2457	387	812	.477	183	262	.698	173	434	607	107	290	9	37	206	1008	12.9
01-02	51	1668	307	659	.466	70	105	.667	117	262	379	60	173	5	31	153	759	14.9
TOTALS	**222**	**6947**	**1145**	**2479**	**.462**	**451**	**651**	**.693**	**493**	**791**	**1718**	**272**	**793**	**22**	**119**	**556**	**2939**	**13.2**

Three-point field goals: '98-99, 12-31 (.387); '99-00, 60-183 (.328); '00-01, 51-139 (.367); '01-02, 75-173 (.434). Totals: 198-526 (.376).

TOM LaGARDE

Height: 6-10 Weight: 220 North Carolina '77 Born Feb. 10, 1955
Acquired: Drafted, No. 9 overall, in 1977 Departed: Traded to Seattle on June 9, 1978

YEAR	GP	MIN	FGM	FGA	PCT	FTM	FTA	PCT	OFF	DEF	REB	AST	PF	DQ	STL	BLK	PTS	AVG
77-78	77	868	96	237	.405	114	150	.760	75	139	214	47	146	1	17	17	306	4.0
PLAYOFFS	**GP**	**MIN**	**FGM**	**FGA**	**PCT**	**FTM**	**FTA**	**PCT**	**OFF**	**DEF**	**REB**	**AST**	**PF**	**DQ**	**STL**	**BLK**	**PTS**	**AVG**
1978	9	77	10	19	.526	5	7	.714	9	9	18	7	12	0	0	2	25	2.8

JEROME LANE

Height: 6-6 Weight: 230 Pittsburgh '88 Born Dec. 4, 1966
Acquired: Drafted, No. 23 overall, in 1988 Departed: Waived on Nov. 23, 1991

YEAR	GP	MIN	FGM	FGA	PCT	FTM	FTA	PCT	OFF	DEF	REB	AST	PF	DQ	STL	BLK	PTS	AVG
88-89	54	550	109	256	.426	43	112	.384	87	113	200	60	105	1	20	4	261	4.8
89-90	67	956	145	309	.469	44	120	.367	144	217	361	105	189	1	53	17	334	5.0
90-91	62	1383	202	461	.438	58	141	.411	280	298	578	123	192	1	51	14	463	7.5
91-92	9	141	10	40	.250	8	19	.421	22	22	44	13	18	0	2	1	28	3.1
TOTALS	**192**	**3030**	**466**	**1066**	**.437**	**153**	**392**	**.390**	**533**	**650**	**1183**	**301**	**504**	**3**	**126**	**36**	**1086**	**5.6**

Three-point field goals: '88-89, 0-7 (.000); '89-90, 0-5 (.000); '90-91, 1-4 (.250). Totals: 1-16 (.062).

PLAYOFFS	GP	MIN	FGM	FGA	PCT	FTM	FTA	PCT	OFF	DEF	REB	AST	PF	DQ	STL	BLK	PTS	AVG
1989	2	21	2	7	.286	2	2	1.000	1	5	6	2	4	0	0	0	6	3.0
1990	2	14	0	3	.000	1	2	.500	1	1	1	2	4	0	0	0	1	0.5
TOTALS	**4**	**35**	**2**	**10**	**.200**	**3**	**4**	**.750**	**1**	**6**	**7**	**4**	**8**	**0**	**0**	**0**	**7**	**1.8**

Three-point field goals: 1990, 0-1 (.000).

PRIEST LAUDERDALE

Height: 7-4 Weight: 325 Central State (Ohio) '94 Born Aug. 31, 1973
Acquired: By trade from Atlanta on Sept. 9, 1997 Departed: Contract expired at end of '97-98 season

YEAR	GP	MIN	FGM	FGA	PCT	FTM	FTA	PCT	OFF	DEF	REB	AST	PF	DQ	STL	BLK	PTS	AVG
97-98	39	345	53	127	.417	38	69	.551	27	73	100	21	63	0	7	17	144	3.7

Three-point field goals: 0-0.

JOFFREY LAUVERGNE

Height: 6-11 Weight: 220 France '14 Born Sept. 30, 1991
Acquired: By trade from Memphis on Jun. 27, 2013 Departed: Traded to Oklahoma City on Aug. 30, 2016

YEAR	GP	MIN	FGM	FGA	PCT	FTM	FTA	PCT	OFF	DEF	REB	AST	PF	DQ	STL	BLK	PTS	AVG
14-15	24	268	36	89	.404	18	28	.643	27	50	77	13	43	1	8	10	93	3.9
15-16	59	1041	195	380	.513	62	69	.899	77	213	290	56	115	1	13	15	465	7,9
TOTALS	**83**	**1309**	**231**	**469**	**.493**	**80**	**97**	**.825**	**104**	**263**	**367**	**69**	**158**	**2**	**21**	**25**	**558**	**6.7**

Three-point field goals: '14-15, 3-16 (.`88); '15-16, 13-53 (.232). Totals: 16-69 (.232).

TY LAWSON

Height: 5-11 Weight: 195 North Carolina '09 Born Nov. 3, 1987
Acquired: By trade from Minnesota on draft night 2009 Departed: Traded to Houston on July 20, 2015

YEAR	GP	MIN	FGM	FGA	PCT	FTM	FTA	PCT	OFF	DEF	REB	AST	PF	DQ	STL	BLK	PTS	AVG
09-10	65	1318	201	390	.515	106	140	.757	42	82	124	203	89	0	48	2	542	8.3
10-11	80	2103	346	688	.503	172	225	.764	67	142	209	377	133	1	80	4	933	11.7
11-12	61	2124	374	767	.488	178	216	.824	54	173	227	401	94	0	82	6	999	16.4
12-13	73	2513	448	971	.461	235	311	.756	36	162	198	501	135	0	107	8	1216	16.7
13-14	62	2222	347	806	.431	324	406	.798	40	175	215	543	113	1	100	10	1090	17.6
14-15	75	2665	404	926	.436	265	363	.730	42	192	234	720	128	0	92	9	1143	15.2
TOTALS	**416**	**12945**	**2120**	**4548**	**.466**	**1280**	**1661**	**.771**	**281**	**926**	**1207**	**2745**	**692**	**2**	**509**	**39**	**5923**	**14.2**

Three-point field goals: '09-10, 34-83 (.410); '10-11, 69-171 (.404); '11-12, 73-220 (.365); '12-13, 85-232 (.366); '13-14, 72-202 (.356); '14-15, 70-205 (.341) Totals: 403-1093 (.369).

PLAYOFFS	GP	MIN	FGM	FGA	PCT	FTM	FTA	PCT	OFF	DEF	REB	AST	PF	DQ	STL	BLK	PTS	AVG
2010	6	118	15	35	.429	13	19	.684	4	4	8	16	18	0	6	0	47	7.8
2011	5	167	26	52	.500	21	23	.913	7	10	17	19	9	0	5	1	78	15.6
2012	7	242	56	109	.514	12	19	.632	4	14	18	42	12	0	7	1	133	19.0
2013	6	236	48	109	.440	28	33	.848	5	15	20	48	13	0	10	0	128	21.3
TOTALS	**24**	**763**	**145**	**305**	**.475**	**74**	**94**	**.787**	**20**	**43**	**63**	**125**	**52**	**0**	**28**	**2**	**386**	**16.1**

Three-point field goals: 2010, 4-10 (.400); 2011, 5-11 (.455); 2012, 9-28 (.321); 2013, 4-21 (.191). Totals: 22-70 (.314)

TIM LEGLER

Height: 6-4 Weight: 210 La Salle '88 Born Dec. 26, 1966
Acquired: Signed first of consecutive 10-day contracts on Dec. 28, 1990 Departed: Released on Jan. 17, 1991

YEAR	GP	MIN	FGM	FGA	PCT	FTM	FTA	PCT	OFF	DEF	REB	AST	PF	DQ	STL	BLK	PTS	AVG
90-91	10	148	25	72	.347	5	6	.833	8	10	18	12	20	0	2	0	58	5.8

Three-point field goals: 3-12 (.250).

VOSHON LENARD

Height: 6-4 Weight: 215 Minnesota '95 Born May 14, 1973
Acquired: By trade from Miami on Jun. 27, 2000 Departed: Contract expired at end of '01-02 season
Acquired: Signed as a free agent on Sept. 12, 2003 Departed: Traded to Portland on Feb. 23, 2006

YEAR	GP	MIN	FGM	FGA	PCT	FTM	FTA	PCT	OFF	DEF	REB	AST	PF	DQ	STL	BLK	PTS	AVG
00-01	80	2331	336	846	.397	153	192	.797	47	184	231	190	170	1	65	18	972	12.2
01-02	71	1665	315	769	.410	94	120	.783	38	145	183	130	105	0	59	25	813	11.5
03-04	73	2233	394	933	.422	144	182	.791	46	154	200	151	177	1	61	12	1038	14.2
04-05	3	54	10	26	.385	5	8	.625	0	6	6	6	2	0	1	2	29	9.7
05-06	12	238	42	103	.408	5	13	.385	2	26	28	18	21	0	8	2	99	8.3
TOTALS	**239**	**6521**	**1097**	**2677**	**.404**	**401**	**515**	**.676**	**133**	**515**	**648**	**495**	**475**	**2**	**194**	**59**	**2951**	**11.2**

Three-point field goals: '00-01, 147-382 (.385); '01-02, 89-240 (.371); '03-04, 106-289 (.367); '04-05, 4-10 (.400); '05-06, 10-35 (.286). Totals: 356-956 (.372).

PLAYOFFS	GP	MIN	FGM	FGA	PCT	FTM	FTA	PCT	OFF	DEF	REB	AST	PF	DQ	STL	BLK	PTS	AVG
2004	5	161	32	75	.427	10	14	.714	4	9	13	12	13	0	4	0	85	17.0

Three-point field goals: 11-24 (.458).

LAFAYETTE "FAT" LEVER

Height: 6-3 Weight: 175 Arizona State '82 Born Aug. 18, 1960
Acquired: By trade from Portland on Jun. 7, 1984 Departed: Traded to Dallas on Jun. 21, 1990

YEAR	GP	MIN	FGM	FGA	PCT	FTM	FTA	PCT	OFF	DEF	REB	AST	PF	DQ	STL	BLK	PTS	AVG
84-85	82	2559	424	985	.430	197	256	.770	147	264	411	613	226	1	202	30	1051	12.8
85-86	78	2616	468	1061	.441	132	182	.725	136	284	420	584	204	3	178	15	1080	13.8
86-87	82	3054	643	1370	.469	244	312	.782	216	513	729	659	219	1	201	34	1552	18.9
87-88	82	3061	643	1360	.473	248	316	.785	203	462	665	639	214	0	223	21	1546	18.9
88-89	71	2745	558	1221	.457	270	344	.785	187	475	662	559	178	1	195	20	1409	19.8
89-90	79	2832	568	1284	.443	271	337	.804	230	504	734	517	172	1	168	13	1443	18.3
TOTALS	**474**	**16867**	**3304**	**7281**	**.454**	**1362**	**1747**	**.780**	**1119**	**2502**	**3621**	**3566**	**1213**	**7**	**1167**	**125**	**8081**	**17.0**

Three-point field goals: '84-85, 6-24 (.250); '85-86, 12-38 (.316); '86-87, 22-92 (.239); '87-88, 12-57 (.211); '88-89, 23-66 (.348); '89-90, 36-87 (.414). Totals: 111-372 (.298).

PLAYOFFS	GP	MIN	FGM	FGA	PCT	FTM	FTA	PCT	OFF	DEF	REB	AST	PF	DQ	STL	BLK	PTS	AVG
1985	11	342	49	122	.402	48	63	.762	23	48	71	93	33	0	26	2	146	13.3
1986	10	347	59	131	.450	17	24	.708	15	33	48	53	33	0	20	2	143	14.3
1987	3	99	19	50	.380	6	9	.667	5	13	18	22	7	0	7	0	46	15.3
1988	7	273	45	98	.459	26	33	.788	16	49	65	49	15	0	13	4	119	17.0
1989	2	58	9	24	.375	2	2	1.000	2	11	13	19	4	0	4	0	22	11.0
1990	3	113	19	51	.373	13	14	.929	11	21	32	21	7	0	8	1	521	7.3
TOTALS	**36**	**1232**	**200**	**476**	**.420**	**112**	**145**	**.772**	**72**	**175**	**247**	**257**	**99**	**0**	**78**	**9**	**528**	**14.7**

Three-point field goals: 1985, 0-2 (.000); 1986, 8-14 (.571); 1987, 2-8 (.250); 1988, 3-7 (.429); 1989, 2-3 (.667); 1990, 1-7 (.143). Totals: 16-41 (.390).

CLIFF LEVINGSTON

Height: 6-8 Weight: 225 Wichita State '82 Born Jan. 4, 1961
Acquired: Signed as a free agent on Oct. 6, 1994 Departed: Contract expired at end of '94-95 season

YEAR	GP	MIN	FGM	FGA	PCT	FTM	FTA	PCT	OFF	DEF	REB	AST	PF	DQ	STL	BLK	PTS	AVG
94-95	57	469	55	130	.423	19	45	.422	49	75	124	27	93	0	13	20	129	2.3

Three-point field goals: 0-1 (.000).

PLAYOFFS	GP	MIN	FGM	FGA	PCT	FTM	FTA	PCT	OFF	DEF	REB	AST	PF	DQ	STL	BLK	PTS	AVG
1995	3	35	3	6	.500	1	2	.500	6	3	9	1	4	0	3	2	7	2.3

Three-point field goals: 0-0.

MARCUS LIBERTY

Height: 6-8 Weight: 208 Illinois '91 Born Oct. 27, 1968
Acquired: Drafted, No. 42 overall, in 1990 Departed: Traded to Detroit on Nov. 19, 1993

YEAR	GP	MIN	FGM	FGA	PCT	FTM	FTA	PCT	OFF	DEF	REB	AST	PF	DQ	STL	BLK	PTS	AVG
90-91	76	1171	216	513	.421	58	92	.630	117	104	221	64	153	2	48	19	507	6.7
91-92	75	1527	275	621	.443	131	180	.728	144	164	308	58	165	3	66	29	698	9.3
92-93	78	1585	252	620	.406	102	156	.654	131	204	335	105	143	0	64	21	628	8.1
93-94	3	11	4	7	.571	1	2	.500	0	5	5	2	5	0	0	0	9	3.0
TOTALS	**232**	**4294**	**747**	**1761**	**.424**	**292**	**430**	**.679**	**292**	**477**	**869**	**229**	**466**	**5**	**178**	**69**	**1842**	**7.9**

Three-point field goals: '90-91, 17-57 (.298); '91-92, 17-50 (.340); '92-93, 22-59 (.373), '93-94, 0-1 (.000); Totals: 56-167 (.335).

TODD LICHTI

Height: 6-4 Weight: 205 Stanford '89 Born Jan. 8, 1967
Acquired: Drafted, No. 15 overall, in 1989 Departed: Traded to Orlando on Aug. 19, 1993

YEAR	GP	MIN	FGM	FGA	PCT	FTM	FTA	PCT	OFF	DEF	REB	AST	PF	DQ	STL	BLK	PTS	AVG
89-90	79	1326	250	514	.486	130	174	.747	49	102	151	116	145	1	55	13	630	8.0
90-91	29	860	166	378	.439	59	69	.855	49	63	112	72	65	1	46	8	405	14.0
91-92	68	1176	173	376	.460	99	118	.839	36	82	118	74	131	0	43	12	446	6.6
92-93	48	752	124	276	.449	81	102	.794	35	67	102	52	60	0	28	11	331	6.9
TOTALS	**224**	**4114**	**713**	**1544**	**.461**	**369**	**463**	**.796**	**169**	**314**	**401**	**314**	**301**	**2**	**172**	**44**	**1812**	**8.4**

Three-point field goals: '89-90, 0-14 (.000); '90-91, 14-47 (.298), '91-92, 1-9 (.111); '92-93 2-6 (.333). Totals: 17-76 (.223).

PLAYOFFS	GP	MIN	FGM	FGA	PCT	FTM	FTA	PCT	OFF	DEF	REB	AST	PF	DQ	STL	BLK	PTS	AVG
1990	3	70	15	29	.517	14	19	.737	5	13	18	9	6	0	1	0	44	14.7

Three-point field goals: 0-1 (.000).

WILLIE LONG

Height: 6-8 Weight: 225 New Mexico '71 Born Mar. 1, 1950

YEAR	GP	MIN	FGM	FGA	PCT	FTM	FTA	PCT	OFF	DEF	REB	AST	PF	DQ	STL	BLK	PTS	AVG
72-73	56	1050	183	458	.400	138	177	.780	99	191	290	43	147	3	24	4	504	9.0
73-74	82	2058	383	925	.414	270	325	.831	197	269	466	100	244	x	54	13	1036	12.6
TOTALS	**138**	**3108**	**566**	**1383**	**.409**	**408**	**502**	**.813**	**296**	**460**	**756**	**143**	**391**	**3**	**78**	**17**	**1540**	**11.2**

Three-point field goals: '72-73, 0-2 (.000); '73-74, 0-2 (.000). Totals: 0-4 (.000).

PLAYOFFS	GP	MIN	FGM	FGA	PCT	FTM	FTA	PCT	OFF	DEF	REB	AST	PF	DQ	STL	BLK	PTS	AVG
1973	4	53	5	20	.250	5	6	.833	4	5	9	1	13	1	1	0	15	3.8

Three-point field goals: 0-0.

TYLER LYDON

Height: 6-10 Weight: 225 Syracuse '17 Born Apr. 9, 1996

Acquired: By trade from Utah on Jun. 22, 2017 Departed: Contract expired at end of '18-19 season

YEAR	GP	MIN	FGM	FGA	PCT	FTM	FTA	PCT	OFF	DEF	REB	AST	PF	DQ	STL	BLK	PTS	AVG
17-18	1	2	0	0	---	0	0	.000	0	0	0	0	0	0	0	0	0	0.0
18-19	25	94	9	18	.500	1	3	.333	7	11	18	6	10	0	2	0	23	0.9
TOTALS	**26**	**96**	**9**	**18**	**.500**	**1**	**3**	**.333**	**7**	**11**	**18**	**6**	**10**	**0**	**2**	**0**	**23**	**0.9**

Three-point field goals: '17-18, 0-0 (---); '18-19, 4-10 (.400). Totals: 4-10 (.400).

TREY LYLES

Height: 6-10 Weight: 234 Kentucky '15 Born Nov. 5, 1995

Acquired: By trade from Utah on Jun. 22, 2017 Departed: Contract expired at end of '18-19 season

YEAR	GP	MIN	FGM	FGA	PCT	FTM	FTA	PCT	OFF	DEF	REB	AST	PF	DQ	STL	BLK	PTS	AVG
17-18	73	1391	270	550	.491	101	143	.706	55	292	347	91	111	1	30	34	111	9.9
18-19	64	1120	207	495	.418	81	116	.698	44	202	246	87	93	0	30	23	93	8.5
TOTALS	**137**	**2511**	**477**	**1045**	**.456**	**182**	**259**	**.703**	**99**	**494**	**593**	**178**	**204**	**1**	**60**	**57**	**204**	**9.3**

Three-point field goals: '17-18, 83-218 (.381); '18-19, 51-200 (.255). Totals: 134-418 (.321).

PLAYOFFS	GP	MIN	FGM	FGA	PCT	FTM	FTA	PCT	OFF	DEF	REB	AST	PF	DQ	STL	BLK	PTS	AVG
2019	3	8	0	3	.000	0	0	---	1	0	1	2	1	0	0	0	0	0.0

Three-point field goals: 2019, 0-1 (.000). Totals: 0-1 (.000).

R.B. LYNAM

Height: 6-1 Weight: 200 Oklahoma Baptist '66 Born in 1944

YEAR	GP	MIN	FGM	FGA	PCT	FTM	FTA	PCT	OFF	DEF	REB	AST	PF	DQ	STL	BLK	PTS	AVG
67-68	7	39	5	17	.294	7	8	.875	-	-	5	0	10	0	-	-	17	2.4

Three-point field goals: 0-1 (.000).

LONNIE LYNN

Height: 6-7 Weight: 215 Wilberforce '66 Born May 24, 1943

YEAR	GP	MIN	FGM	FGA	PCT	FTM	FTA	PCT	OFF	DEF	REB	AST	PF	DQ	STL	BLK	PTS	AVG
69-70	12	140	20	46	.435	8	12	.667	15	35	50	4	18	0	-	-	48	4.0

Three-point field goals: 0-0.

DON MacLEAN

Height: 6-10 Weight: 235 UCLA '92 Born Jan. 16, 1970

Acquired: By trade from Washington on Oct. 30, 1995 Departed: Contract expired at end of '95-96 season

YEAR	GP	MIN	FGM	FGA	PCT	FTM	FTA	PCT	OFF	DEF	REB	AST	PF	DQ	STL	BLK	PTS	AVG
95-96	56	1107	233	547	.426	145	198	.732	62	143	205	89	105	1	21	5	625	11.2

Three-point field goals: 14-49 (.286).

MARK MACON

Height: 6-5 Weight: 185 Temple '91 Born Apr. 14, 1969

Acquired: Drafted, No. 8 overall, in 1992 Departed: Traded to Detroit on Nov. 19, 1993

YEAR	GP	MIN	FGM	FGA	PCT	FTM	FTA	PCT	OFF	DEF	REB	AST	PF	DQ	STL	BLK	PTS	AVG
91-92	76	2304	333	889	.375	135	185	.730	80	140	220	168	242	4	154	14	805	10.6
92-93	48	1141	158	381	.414	42	60	.700	33	70	103	126	135	2	69	3	358	7.5
93-94	7	126	14	45	.311	8	10	.800	3	4	7	11	17	0	6	1	36	5.1
TOTALS	**131**	**3571**	**505**	**1315**	**.384**	**185**	**255**	**.725**	**126**	**214**	**330**	**305**	**394**	**6**	**229**	**18**	**1199**	**9.1**

Three-point field goals: '91-92: 4-30 (.133); '92-93: 0-6 (.000); '93-94: 0-3 (.000); Totals: 4-39 (.103).

ROY MARBLE

Height: 6-6 Weight: 190 Iowa '89 Born Dec. 13, 1966
Acquired: Signed first of consecutive 10-day contracts on Jan. 21, 1994 Departed: Released on Feb. 11, 1994

YEAR	GP	MIN	FGM	FGA	PCT	FTM	FTA	PCT	OFF	DEF	REB	AST	PF	DQ	STL	BLK	PTS	AVG
93-94	5	32	2	12	.167	0	3	.000	3	5	8	1	1	0	0	2	4	0.8

Three-point field goals: 0-0.

SARUNAS MARCIULIONIS

Height: 6-5 Weight: 215 Lithuania Born Jun. 13, 1964
Acquired: By trade from Sacramento on Jun. 13, 1996 Departed: Contract expired at end of '96-97 season

YEAR	GP	MIN	FGM	FGA	PCT	FTM	FTA	PCT	OFF	DEF	REB	AST	PF	DQ	STL	BLK	PTS	AVG
96-97	17	255	38	101	.376	29	36	.806	12	18	30	25	38	0	12	1	116	6.8

Three-point field goals: 11-30 (.367).

KENYON MARTIN

Height: 6-9 Weight: 240 Cincinatti '00 Born Dec. 30, 1977
Acquired: By trade from New Jersey on July 15, 2004 Departed: Contract expired at end of '10-11 season

YEAR	GP	MIN	FGM	FGA	PCT	FTM	FTA	PCT	OFF	DEF	REB	AST	PF	DQ	STL	BLK	PTS	AVG
04-05	70	2275	444	907	.490	199	308	.646	146	365	511	170	228	4	100	78	1087	15.5
05-06	56	1545	297	600	.495	121	170	.712	93	260	353	79	171	1	43	52	720	12.9
06-07	2	62	8	16	.500	3	12	.250	6	14	20	1	10	0	0	0	19	9.5
07-08	71	2158	376	699	.538	123	212	.580	105	356	461	90	235	3	88	85	877	12.4
08-09	66	2110	318	648	.491	119	197	.604	81	314	395	132	201	1	96	74	769	11.7
09-10	58	1986	283	620	.456	93	167	.557	142	404	546	109	186	2	72	61	667	11.5
10-11	48	1233	185	362	.511	42	72	.583	67	230	297	109	136	2	43	35	414	8.6
TOTALS	**367**	**11369**	**1911**	**3852**	**.496**	**700**	**1138**	**.615**	**640**	**1943**	**2583**	**690**	**1167**	**13**	**442**	**385**	**4553**	**12.4**

Three-point field goals: '04-05, 0-12 (.000); '05-06, 5-22 (.227); '06-07, 0-1 (.000); '07-08, 2-11 (.182); '08-09, 14-38 (.368); '09-10, 8-29 (.276); '10-11, 2-9 (.222). Totals: 31-122 (.254).

PLAYOFFS	GP	MIN	FGM	FGA	PCT	FTM	FTA	PCT	OFF	DEF	REB	AST	PF	DQ	STL	BLK	PTS	AVG
2005	5	163	27	58	.466	8	13	.615	7	21	28	6	22	1	5	5	62	12.4
2006	2	34	4	13	.308	1	2	.500	6	3	9	1	5	0	4	2	9	4.5
2007	--------DNP - KNEE INJURY--------																	
2008	4	118	15	34	.441	5	8	.625	13	12	25	5	20	2	4	2	35	8.8
2009	16	538	75	151	.497	23	35	.657	24	70	94	34	60	3	18	14	174	10.9
2010	6	204	24	50	.480	12	19	.632	14	36	50	8	27	0	9	7	60	10.0
2011	5	148	24	50	.480	11	18	.611	6	33	39	8	18	0	2	2	59	11.8
TOTALS	**38**	**1205**	**169**	**356**	**.478**	**60**	**95**	**.632**	**70**	**175**	**245**	**62**	**152**	**6**	**42**	**32**	**399**	**10.5**

Three-point field goals: 2005, 0-1 (.000); 2006, 0-0; 2008, 0-0; 2009, 1-5 (.200); 2010, 0-1 (.000); 2011, 0-0. Totals: 1-7 (.143).

MAURICE "MO" MARTIN

Height: 6-6 Weight: 200 St. Joseph's (Pa) '86 Born Jul. 2, 1964
Acquired: Drafted, No. 16 overall, in 1986 Departed: Contract expired at end of '88-89 season

YEAR	GP	MIN	FGM	FGA	PCT	FTM	FTA	PCT	OFF	DEF	REB	AST	PF	DQ	STL	BLK	PTS	AVG
86-87	43	286	51	135	.378	42	66	.636	12	29	41	35	48	0	13	6	147	3.4
87-88	26	136	23	61	.377	10	21	.476	13	11	24	14	21	0	6	3	57	2.2
88-89	--------DNP - KNEE INJURY--------																	
TOTALS	**69**	**422**	**74**	**196**	**.377**	**52**	**87**	**.598**	**25**	**40**	**65**	**49**	**69**	**0**	**19**	**9**	**204**	**2.9**

Three-point field goals: '86-87, 3-15 (.200); '87-88, 1-4 (.250). Totals: 4-19 (.211).

PLAYOFFS	GP	MIN	FGM	FGA	PCT	FTM	FTA	PCT	OFF	DEF	REB	AST	PF	DQ	STL	BLK	PTS	AVG
1987	3	54	12	29	.414	7	12	.583	4	5	9	10	12	0	0	1	31	10.3
1988	3	9	1	5	.200	5	6	.833	0	1	1	0	1	0	0	1	7	2.3
1989	--------DNP - KNEE INJURY--------																	
TOTALS	**6**	**63**	**13**	**34**	**.382**	**12**	**18**	**.667**	**4**	**6**	**10**	**10**	**13**	**0**	**0**	**2**	**38**	**6.3**

Three-point field goals: 1987, 0-1 (.000); 1988, 0-1 (.000). Totals: 0-2 (.000).

ANTHONY MASON

Height: 6-7 Weight: 250 Tennessee State '88 Born Dec. 14, 1966
Acquired: Signed 10-day contract on Dec. 28, 1990 Departed: Released on Jan. 8, 1991

YEAR	GP	MIN	FGM	FGA	PCT	FTM	FTA	PCT	OFF	DEF	REB	AST	PF	DQ	STL	BLK	PTS	AVG
90-91	3	21	2	4	.500	6	8	.750	3	2	5	0	6	0	1	0	10	3.3

Three-point field goals: 0-0.

KELLY McCARTY

Height: 6-7 Weight: 200 Southern Mississippi '98 Born Aug. 24, 1975
Acquired: Signed as a free agent on Jan. 22, 1999 Departed: Contract expired at end of '98-99 season

YEAR	GP	MIN	FGM	FGA	PCT	FTM	FTA	PCT	OFF	DEF	REB	AST	PF	DQ	STL	BLK	PTS	AVG
98-99	2	4	2	3	.667	0	0	---	2	1	3	0	0	0	0	0	4	2.0

Three-point field goals: 0-0.

TED McCLAIN

Height: 6-2 Weight: 190 Tennessee State '71 Born Aug. 30, 1947
Acquired: By trade from N.Y. Nets on Sept. 15, 1976 Departed: Contract expired at end of '76-77 season

YEAR	GP	MIN	FGM	FGA	PCT	FTM	FTA	PCT	OFF	DEF	REB	AST	PF	DQ	STL	BLK	PTS	AVG
76-77	72	2002	245	551	.445	99	133	.744	52	177	229	324	255	9	106	13	589	8.2
PLAYOFFS	**GP**	**MIN**	**FGM**	**FGA**	**PCT**	**FTM**	**FTA**	**PCT**	**OFF**	**DEF**	**REB**	**AST**	**PF**	**DQ**	**STL**	**BLK**	**PTS**	**AVG**
1977	6	170	19	46	.413	6	8	.750	5	9	14	27	12	0	10	1	44	7.3

DAN McCLINTOCK

Height: 7-0 Weight: 270 Northern Arizona '00 Born Apr. 19, 1977
Acquired: Signed from ABA 2000 on Apr. 4, 2001 Departed: Contract expired at end of '00-01 season

YEAR	GP	MIN	FGM	FGA	PCT	FTM	FTA	PCT	OFF	DEF	REB	AST	PF	DQ	STL	BLK	PTS	AVG
00-01	6	58	9	18	.500	0	5	.000	10	7	17	1	11	1	0	2	18	3.0

Three-point field goals: 0-0.

GEORGE McCLOUD

Height: 6-8 Weight: 230 Florida State '89 Born May 27, 1967
Acquired: Signed as a free agent on Aug. 4, 1999 Departed: Traded to Washington on Oct. 24, 2002

YEAR	GP	MIN	FGM	FGA	PCT	FTM	FTA	PCT	OFF	DEF	REB	AST	PF	DQ	STL	BLK	PTS	AVG
99-00	78	2118	266	638	.417	148	181	.818	72	213	285	246	180	2	48	26	787	10.1
00-01	76	2007	250	655	.382	152	181	.840	55	169	224	279	165	1	53	27	729	9.6
01-02	69	1830	206	576	.358	132	163	.810	67	184	251	204	175	3	58	19	604	8.8
TOTALS	**223**	**5955**	**722**	**1869**	**.386**	**432**	**525**	**.823**	**194**	**566**	**760**	**729**	**520**	**6**	**159**	**72**	**2120**	**9.5**

Three-point field goals: '99-00, 107-283 (.378); '00-01, 77-234 (.329); '01-02, 60-222 (.270). Totals: 244-739 (.330).

JELANI McCOY

Height: 6-10 Weight: 245 UCLA Born Dec. 8, 1977
Acquired: Signed as a free agent on Oct. 1, 2007 Departed: Waived on Oct. 23, 2007
Re-acquired: Signed as a free agent on Nov. 29, 2007 Departed: Waived on Dec. 19, 2007
Re-acquired: Signed as a free agent on Dec. 21, 2007 Departed: Waived on Dec. 27, 2007

YEAR	GP	MIN	FGM	FGA	PCT	FTM	FTA	PCT	OFF	DEF	REB	AST	PF	DQ	STL	BLK	PTS	AVG
07-08	6	33	1	1	1.000	1	2	.500	1	6	7	0	7	0	0	5	3	0.5

Three-point field goals: 0-0.

ANTONIO McDYESS

Height: 6-9 Weight: 245 Alabama '97 Born Sept. 7, 1974
Acquired: By trade from the L.A. Clippers on Jun. 28, 1995 Departed: Traded to Phoenix on Oct. 1, 1997
Re-Acquired: Signed as a free agent on Jan. 22, 1999 Departed: Traded to New York on Jun. 26, 2002
Re-Acquired: By trade from Detroit on Nov. 3, 2008 Departed: Waived on Nov. 10, 2008

YEAR	GP	MIN	FGM	FGA	PCT	FTM	FTA	PCT	OFF	DEF	REB	AST	PF	DQ	STL	BLK	PTS	AVG
95-96	76	2280	427	881	.485	166	243	.683	229	343	572	75	250	4	54	114	1020	13.4
96-97	74	2565	536	1157	.463	274	387	.708	155	382	537	106	276	9	62	126	1352	18.3
98-99	50	1937	415	882	.471	230	338	.680	168	369	537	82	175	5	73	115	1061	21.2
99-00	81	2698	614	1211	.507	323	516	.626	234	451	685	159	316	12	69	139	1551	19.1
00-01	70	2555	577	1165	.495	304	434	.700	240	605	845	146	220	2	43	102	1458	20.8
01-02	10	236	43	75	.573	27	33	.818	18	37	55	18	20	0	10	8	113	11.3
08-09	--------INACTIVE--------																	
TOTALS	**361**	**12271**	**2612**	**5371**	**.486**	**1324**	**1951**	**.679**	**1044**	**2187**	**3231**	**586**	**1257**	**32**	**311**	**604**	**6555**	**18.2**

Three-point field goals: '95-96, 0-4 (.000); '96-97, 6-35 (.171); '98-99, 1-9 (.111); '99-00, 0-2 (.000); '00-01, 0-0; '01-02, 0-0. Totals: 7-50 (.140).

PAT McFARLAND

Height: 6-5 Weight: 185 St. Joseph's (Pa) '73 Born Dec. 7, 1951
Acquired: Drafted in the fourth round in 1973 Departed: Traded to San Diego on Aug. 1, 1975

YEAR	GP	MIN	FGM	FGA	PCT	FTM	FTA	PCT	OFF	DEF	REB	AST	PF	DQ	STL	BLK	PTS	AVG
73-74	67	757	159	359	.443	35	52	.673	60	74	134	64	69	x	23	6	361	5.4
74-75	70	945	200	424	.472	52	66	.787	37	83	120	116	60	x	47	5	454	6.5
TOTALS	**137**	**1702**	**359**	**783**	**.458**	**87**	**118**	**.737**	**97**	**157**	**254**	**180**	**129**	**x**	**70**	**11**	**815**	**5.9**

Three-point field goals: '73-74, 8-24 (.250); '74-75, 2-16 (.125). Totals: 10-40 (.250).

PLAYOFFS	GP	MIN	FGM	FGA	PCT	FTM	FTA	PCT	OFF	DEF	REB	AST	PF	DQ	STL	BLK	PTS	AVG
1975	5	30	2	8	.250	2	2	1.000	1	2	3	2	3	x	0	0	6	1.2

Three-point field goals: 0-2 (.000).

JaVALE McGEE

Height: 7-0 Weight: 270 Nevada '08 Born Jan. 19, 1988
Acquired: By trade from Washington on Mar. 15, 2012 Departed: Traded to Philadelphia on Feb. 19, 2015

YEAR	GP	MIN	FGM	FGA	PCT	FTM	FTA	PCT	OFF	DEF	REB	AST	PF	DQ	STL	BLK	PTS	AVG
11-12	20	411	93	152	.612	19	51	.373	36	79	115	6	48	0	10	31	205	10.3
12-13	79	1433	303	527	.575	110	186	.591	158	223	381	24	184	1	30	157	717	9.1
13-14	5	79	17	38	.447	1	1	1.000	10	7	17	2	16	0	1	7	35	7.0
14-15	17	195	34	61	.557	20	29	.690	14	34	48	1	28	0	2	19	88	5.2
TOTALS	**121**	**2118**	**447**	**778**	**.575**	**150**	**267**	**.562**	**218**	**343**	**561**	**33**	**276**	**1**	**43**	**214**	**1045**	**8.6**

Three-point field goals: '11-12, 0-0; '12-13, 1-1 (1.000); '13-14, 0-0; '14-`5, 0-0. Totals: 1-1 (1.000).

PLAYOFFS	GP	MIN	FGM	FGA	PCT	FTM	FTA	PCT	OFF	DEF	REB	AST	PF	DQ	STL	BLK	PTS	AVG
2012	7	181	23	53	.434	14	26	.538	23	44	67	5	21	0	5	4	60	8.6
2013	6	112	18	31	.581	7	18	.389	17	14	31	0	17	0	4	6	43	7.2
TOTALS	**25**	**801**	**197**	**380**	**.518**	**118**	**148**	**.797**	**48**	**130**	**178**	**85**	**60**	**0**	**10**	**8**	**513**	**20.5**

Three-point field goals: 2012, 0-0; 2013, 0-0.

BILL McGILL

Height: 6-9 Weight: 225 Utah '62 Born Sept. 16, 1939
Departed: Sold to Los Angeles on Sept. 9, 1969

YEAR	GP	MIN	FGM	FGA	PCT	FTM	FTA	PCT	OFF	DEF	REB	AST	PF	DQ	STL	BLK	PTS	AVG
68-69	78	1760	411	745	.552	180	264	.682	145	315	460	102	289	13	-	-	1002	12.8

Three-point field goals: 0-0.

PLAYOFFS	GP	MIN	FGM	FGA	PCT	FTM	FTA	PCT	OFF	DEF	REB	AST	PF	DQ	STL	BLK	PTS	AVG
1969	7	96	19	39	.485	9	10	.900	14	9	23	6	26	2	-	-	47	6.7

Three-point field goals: 0-0.

GEORGE McGINNIS

Height: 6-8 Weight: 235 Indiana '73 Born Aug. 12, 1950
Acquired: By trade from Philadelphia on Aug. 16, 1978 Departed: Traded to Indiana on Feb. 1, 1980

YEAR	GP	MIN	FGM	FGA	PCT	FTM	FTA	PCT	OFF	DEF	REB	AST	PF	DQ	STL	BLK	PTS	AVG
78-79	76	2552	603	1273	.474	509	765	.665	256	608	864	283	321	16	129	52	1715	22.6
79-80	45	1424	268	584	.459	166	307	.541	134	328	462	221	187	8	69	17	703	15.6
TOTALS	**121**	**3976**	**871**	**1857**	**.469**	**675**	**1072**	**.630**	**390**	**936**	**1326**	**504**	**508**	**24**	**198**	**69**	**2418**	**20.0**

Three-point field goals: '79-80, 1-7 (.143).

JEFF McINNIS

Height: 6-4 Weight: 190 North Carolina '97 Born October 22, 1974
Acquired: Drafted, No. 37 overall, in 1996 Departed: Waived on Dec. 12, 1996

YEAR	GP	MIN	FGM	FGA	PCT	FTM	FTA	PCT	OFF	DEF	REB	AST	PF	DQ	STL	BLK	PTS	AVG
96-97	13	117	23	49	.469	7	10	.700	2	4	6	18	16	0	2	1	65	5.0

Three-point field goals: 12-26 (.462).

BILLY McKINNEY

Height: 6-0 Weight: 160 Northwestern '77 Born June 5, 1955
Acquired: By trade from Utah on Dec. 22, 1980 Departed: Traded to San Diego on Oct. 4, 1983

YEAR	GP	MIN	FGM	FGA	PCT	FTM	FTA	PCT	OFF	DEF	REB	AST	PF	DQ	STL	BLK	PTS	AVG
80-81	49	1134	203	412	.493	118	140	.843	24	86	110	203	124	0	61	7	525	10.7
81-82	81	1963	369	699	.528	137	170	.806	29	113	142	338	186	0	69	16	875	10.8
82-83	68	1559	266	546	.487	136	167	.814	21	100	121	288	142	0	39	5	668	9.8
TOTALS	**198**	**4656**	**838**	**1657**	**.506**	**391**	**477**	**.820**	**74**	**299**	**373**	**829**	**452**	**0**	**169**	**28**	**2068**	**10.4**

Three-point field goals: '80-81, 0-7 (.000); '81-82, 0-17 (.000); '82-83, 0-7 (.000). Totals: 0-31 (.000).

PLAYOFFS	GP	MIN	FGM	FGA	PCT	FTM	FTA	PCT	OFF	DEF	REB	AST	PF	DQ	STL	BLK	PTS	AVG
1982	3	91	16	27	.593	10	12	.833	2	4	6	10	9	0	3	0	42	14.0
1983	8	113	26	46	.565	10	18	.556	5	8	13	18	15	0	2	0	62	7.8
TOTALS	**11**	**204**	**42**	**73**	**.575**	**20**	**30**	**.667**	**7**	**12**	**19**	**28**	**24**	**0**	**5**	**0**	**104**	**9.4**

Three-point field goals: 1982, 0-1 (.000).

JORDAN McRAE

Height: 6-5 Weight: 179 Tennessee '14 Born Mar. 28, 1991
Acquired: By trade from Washington on Feb. 6, 2020 Departed: Waived on Mar. 2, 2020

YEAR	GP	MIN	FGM	FGA	PCT	FTM	FTA	PCT	OFF	DEF	REB	AST	PF	DQ	STL	BLK	PTS	AVG
19-20	4	32	2	6	.333	3	4	.750	1	4	5	4	2	0	2	1	9	2.3

Three-point field goals: '19-20, 2-4 (.500).

DARNELL MEE

Height: 6-5 Weight: 177 Western Kentucky '93 Born Feb. 11, 1971
Acquired: By trade from Golden State on Jun. 30, 1993 Departed: Waived on Feb. 1, 1994

YEAR	GP	MIN	FGM	FGA	PCT	FTM	FTA	PCT	OFF	DEF	REB	AST	PF	DQ	STL	BLK	PTS	AVG
93-94	38	285	28	88	.318	12	27	.444	17	18	35	16	34	0	15	13	73	1.9
94-95	2	8	1	5	.200	0	0	----	0	1	1	2	0	0	1	0	3	1.5
TOTALS	**40**	**293**	**29**	**93**	**.312**	**12**	**27**	**.444**	**17**	**19**	**36**	**18**	**34**	**0**	**16**	**13**	**76**	**1.9**

Three-point field goals: '93-94, 5-24 (.208); '94-95, 1-3 (.133). Totals: 6-27 (.222).

DARNELL MEE (CONT.)

PLAYOFFS	GP	MIN	FGM	FGA	PCT	FTM	FTA	PCT	OFF	DEF	REB	AST	PF	DQ	STL	BLK	PTS	AVG
1994	3	30	3	6	.500	0	0	---	0	2	2	2	4	0	3	0	7	2.3

Three-point field goals: 1-4 (.250).

RON MERCER

Height: 6-7 Weight: 210 Kentucky '99 Born May 18, 1976
Acquired: By trade from Boston on Aug. 3, 1999 Departed: Traded to Orlando on Feb. 1, 2000

YEAR	GP	MIN	FGM	FGA	PCT	FTM	FTA	PCT	OFF	DEF	REB	AST	PF	DQ	STL	BLK	PTS	AVG
99-00	37	1408	272	612	.444	119	151	.788	29	123	152	104	75	0	33	15	678	18.3

Three-point field goals: 15-39 (.385).

LOREN MEYER

Height: 6-10 Weight: 260 Iowa State '95 Born Dec. 30, 1972
Acquired: Signed as a free agent on Jan. 23, 1999 Departed: Contract expired at end of '98-99 season

YEAR	GP	MIN	FGM	FGA	PCT	FTM	FTA	PCT	OFF	DEF	REB	AST	PF	DQ	STL	BLK	PTS	AVG
98-99	14	70	7	28	.250	1	2	.500	4	12	16	1	22	0	0	3	16	1.1

Three-point field goals: 1-5 (.200).

ANDRE MILLER

Height: 6-2 Weight: 200 Utah '99 Born Mar. 19, 1976
Acquired: Signed as a free agent on Aug. 1, 2003 Departed: Traded to Philadelphia on Dec. 19, 2006
Acquired: by trade from Portland in a three-team draft night trade on Jun. 23, 2011 Departed: Traded to Washington on Feb . 20, 2014

YEAR	GP	MIN	FGM	FGA	PCT	FTM	FTA	PCT	OFF	DEF	REB	AST	PF	DQ	STL	BLK	PTS	AVG
03-04	82	2838	430	941	.457	342	411	.832	127	239	366	501	194	2	142	25	1214	14.8
04-05	82	2852	427	895	.477	253	302	.838	100	238	338	569	204	1	121	8	1113	13.6
05-06	82	2937	404	872	.463	313	424	.738	92	259	351	674	213	1	106	18	1126	13.7
06-07	23	822	117	248	.472	62	85	.729	25	79	104	209	58	1	37	4	300	13.0
11-12	66	1809	242	552	.438	137	169	.811	53	168	221	441	133	0	63	9	639	9.7
12-13	82	2151	303	632	.479	163	194	.840	60	178	238	484	171	0	73	11	786	9.6
13-14	30	570	66	144	.458	35	47	.745	16	57	73	100	32	0	15	7	176	5.9
TOTALS	**447**	**13979**	**1989**	**4284**	**.464**	**1305**	**1632**	**.800**	**473**	**1218**	**1691**	**2978**	**993**	**5**	**557**	**82**	**5354**	**12.0**

Three-point field goals: '03-04, 12-65 (.185); '04-05, 6-39 (.154); '05-06, 5-27 (.185), '06-07, 4-16 (.250); '11-12, 18-83 (.217); '12-13, 17-64 (.266); '13-14, 9-18 (.500). Totals: 71-312 (.228).

PLAYOFFS	GP	MIN	FGM	FGA	PCT	FTM	FTA	PCT	OFF	DEF	REB	AST	PF	DQ	STL	BLK	PTS	AVG
2004	5	174	34	72	.472	9	11	.818	15	8	23	16	16	1	8	0	77	15.4
2005	5	184	28	66	.424	23	32	.719	9	17	26	26	22	2	10	1	81	16.2
2006	5	182	34	77	.442	14	17	.824	8	14	22	36	12	0	5	1	82	16.4
2012	7	200	31	73	.425	13	15	.867	14	25	39	42	19	0	9	1	79	11.3
2013	6	154	29	69	.420	21	27	.778	11	9	20	23	8	0	2	0	84	14.0
TOTALS	**28**	**894**	**156**	**357**	**.437**	**80**	**102**	**.784**	**57**	**73**	**130**	**143**	**77**	**3**	**34**	**3**	**403**	**14.4**

Three-point field goals: 2004, 0-2 (.000); 2005, 2-4 (.500); 2006, 0-0; 2012, 4-7 (.571); 2013, 5-11 (.455). Totals: 11-24 (.458).

MIKE MILLER

Height: 6-8 Weight: 218 Florida '00 Born Feb. 19, 1980
Acquired: Signed as a free agent on Sep. 30, 2015 Departed: Waived on Jul. 11, 2017

YEAR	GP	MIN	FGM	FGA	PCT	FTM	FTA	PCT	OFF	DEF	REB	AST	PF	DQ	STL	BLK	PTS	AVG
15-16	47	373	22	62	.355	0	0	.000	6	47	53	40	53	0	13	4	63	1.3
16-17	20	151	9	23	.391	2	2	1.000	2	36	38	22	9	0	2	0	28	1.4
TOTALS	**67**	**524**	**31**	**85**	**.365**	**2**	**2**	**1.000**	**8**	**83**	**91**	**62**	**62**	**0**	**15**	**4**	**91**	**1.4**

Three-point field goals: '15-16, 19-52 (.365); '16-17, 8-20 (.400); Totals: 27-72 (.375).

TERRY MILLS

Height: 6-10 Weight: 250 Michigan '90 Born Dec. 21, 1967
Acquired: By trade from Milwaukee on Aug. 1, 1990 Departed: Traded to New Jersey on Jan. 23, 1991

YEAR	GP	MIN	FGM	FGA	PCT	FTM	FTA	PCT	OFF	DEF	REB	AST	PF	DQ	STL	BLK	PTS	AVG
90-91	17	279	56	120	.467	16	22	.727	31	57	88	16	44	0	16	9	128	7.5

Three-point field goals: 0-2 (.000).

PAUL MILLSAP

Height: 6-8 Weight: 246 Louisiana Tech '06 Born Feb. 10, 1985
Acquired: Signed as a free agent on Jul. 13, 2017 Departed: Currently on the team

YEAR	GP	MIN	FGM	FGA	PCT	FTM	FTA	PCT	OFF	DEF	REB	AST	PF	DQ	STL	BLK	PTS	AVG
17-18	38	1143	202	435	.464	112	161	.696	65	180	245	105	99	1	39	44	555	14.6
18-19	70	1895	322	665	.484	181	249	.727	153	352	505	141	183	0	83	54	883	12.6
19-20	51	1240	211	438	.482	115	141	.816	98	195	293	83	150	0	44	30	591	11.6
TOTALS	**159**	**4278**	**735**	**1538**	**.478**	**408**	**551**	**.740**	**316**	**727**	**1043**	**329**	**432**	**1**	**166**	**128**	**2029**	**12.8**

Three-point field goals: '17-18, 39-113 (.345); '18-19, 58-159 (.365); '19-20, 54-124 (.435). Totals: 151-396 (.381).

PLAYOFFS	GP	MIN	FGM	FGA	PCT	FTM	FTA	PCT	OFF	DEF	REB	AST	PF	DQ	STL	BLK	PTS	AVG
2019	14	469	73	157	.465	47	61	.770	24	70	94	11	48	1	12	15	205	14.6
2020	19	459	47	118	.398	43	54	.796	26	63	89	23	49	0	12	9	152	8.0
TOTALS	**33**	**928**	**120**	**275**	**.436**	**90**	**115**	**.783**	**50**	**133**	**183**	**34**	**97**	**1**	**24**	**24**	**357**	**10.8**

Three-point field goals: 2019, 12-38 (.316); 2020, 15-44 (.341). Totals: 27-82 (.329).

STEVE MIX

Height: 6-7 Weight: 215 Toledo '69 Born Dec. 30, 1947

YEAR	GP	MIN	FGM	FGA	PCT	FTM	FTA	PCT	OFF	DEF	REB	AST	PF	DQ	STL	BLK	PTS	AVG
71-72	1	4	1	1	1.000	0	0	---	1	0	1	0	1	0	-	-	2	2.0

Three-point field goals: 0-0.

ANDRE MOORE

Height: 6-9 Weight: 215 Loyola (Chicago) '87 Born Jul. 2, 1964
Acquired: Drafted, No. 31 overall, in 1987 Departed: Waived on Dec. 2, 1987

YEAR	GP	MIN	FGM	FGA	PCT	FTM	FTA	PCT	OFF	DEF	REB	AST	PF	DQ	STL	BLK	PTS	AVG
87-88	7	34	7	24	.292	6	6	1.000	5	7	12	5	4	0	2	1	20	2.9

Three-point field goals: 0-0.

RICHIE MOORE

Height: 6-2 Weight: 190 Hiram Scott '67 Born in 1945

YEAR	GP	MIN	FGM	FGA	PCT	FTM	FTA	PCT	OFF	DEF	REB	AST	PF	DQ	STL	BLK	PTS	AVG
67-68	18	211	24	71	.338	21	28	.750	-	-	19	8	16	0	-	-	69	3.8

Three-point field goals: 0-2 (.000).

MONTE MORRIS

Height: 6-3 Weight: 175 Iowa State '17 Born Jun. 27, 1995
Acquired: Drafted in the second round (51st overall) in 2017 Departed: Curently on the team

YEAR	GP	MIN	FGM	FGA	PCT	FTM	FTA	PCT	OFF	DEF	REB	AST	PF	DQ	STL	BLK	PTS	AVG
17-18	3	25	4	6	.667	2	2	1.000	0	2	2	7	1	0	3	0	10	3.3
18-19	82	1970	346	702	.493	65	81	.802	35	159	194	297	102	0	73	4	851	10.4
19-20	73	1636	260	566	.459	75	89	.517	24	113	137	255	73	0	55	17	660	9.0
TOTALS	**158**	**3631**	**610**	**1274**	**.479**	**142**	**172**	**.541**	**59**	**274**	**333**	**559**	**176**	**0**	**131**	**21**	**1521**	**9.6**

Three-point field goals: '17-18, 0-1 (.000); '18-19, 94-227 (.414); '19-20, 65-172 (.378). Totals: 159-400 (.398).

PLAYOFFS	GP	MIN	FGM	FGA	PCT	FTM	FTA	PCT	OFF	DEF	REB	AST	PF	DQ	STL	BLK	PTS	AVG
2019	14	224	33	86	.384	9	13	.692	3	16	19	36	15	0	5	1	75	5.4
2020	19	406	66	133	.496	28	34	.824	4	25	29	52	20	0	12	2	172	9.1
TOTALS	**33**	**630**	**99**	**219**	**.452**	**37**	**47**	**.787**	**7**	**41**	**48**	**88**	**35**	**0**	**17**	**3**	**247**	**7.5**

Three-point field goals: 2019, 0-13 (.000); 2020, 12-40 (.300). Totals: 12-53 (.226).

JOHN MORRISON

Height: 6-2 Weight: 190 Canisius '67 Born May 2, 1945

YEAR	GP	MIN	FGM	FGA	PCT	FTM	FTA	PCT	OFF	DEF	REB	AST	PF	DQ	STL	BLK	PTS	AVG
67-68	9	76	10	34	.394	6	9	.667	-	-	9	7	15	0	-	-	27	3.0

Three-point field goals: 1-6 (.167).

TIMOFEY MOZGOV

Height: 7-1 Weight: 2275 Russia Born Jul. 16, 1986
Acquired: By trade from New York on Feb. 22, 12011 Departed: Traded to Cleveland on Jan. 7, 2015

YEAR	GP	MIN	FGM	FGA	PCT	FTM	FTA	PCT	OFF	DEF	REB	AST	PF	DQ	STL	BLK	PTS	AVG
10-11	11	66	11	21	.524	6	8	.750	5	12	17	0	8	0	1	2	28	2.5
11-12	44	687	100	190	.526	39	57	.684	53	126	179	22	86	0	15	42	239	5.4
12-13	41	366	44	87	.506	20	26	.769	50	57	107	9	57	1	6	18	108	2.6
13-14	82	1770	285	545	.523	196	260	.754	171	357	528	62	213	3	27	100	770	9.4
14-15	35	897	117	232	.504	63	86	.733	91	181	272	16	114	2	15	41	299	8.5
TOTALS	**213**	3786	557	1075	.518	324	437	.741	370	733	1103	109	478	6	64	203	1444	6.8

Three-point field goals: '10-11, 0-0 (---); '85-86, 2-6 (.333); '86-87, 0-0; '87-88, 0-1 (.000); '88-89, 0-1 (.000). Totals: 6-32 (.188).

PLAYOFFS	GP	MIN	FGM	FGA	PCT	FTM	FTA	PCT	OFF	DEF	REB	AST	PF	DQ	STL	BLK	PTS	AVG
2012	7	99	12	25	.480	4	8	.500	10	13	23	3	16	0	2	6	28	4.0

Three-point field goals: 2012, 0-0 (---).

EMMANUEL MUDIAY

Height: 6-5 Weight: 200 Grace Preparatory Academy Born Mar. 5, 1996
Acquired: Drafted, No. 7 overall, in 2015 Departed: Traded to New York on Feb. 8, 2018

YEAR	GP	MIN	FGM	FGA	PCT	FTM	FTA	PCT	OFF	DEF	REB	AST	PF	DQ	STL	BLK	PTS	AVG
15-16	68	2068	329	905	.364	140	209	.670	32	200	232	372	141	1	65	35	872	12.8
16-17	55	1406	208	551	.377	131	167	.784	29	149	178	217	95	0	41	13	603	11.0
17-18	42	752	129	322	.401	63	78	.808	16	78	94	121	47	0	21	4	359	8.5
TOTALS	**165**	**4226**	**666**	**1778**	**.375**	**334**	**454**	**.736**	**77**	**427**	**504**	**710**	**283**	**1**	**127**	**52**	**1834**	**11.1**

Three-point field goals: '15-16, 74-232 (.319); '16-17, 56-178 (.315); '17-18, 47-148 (.318). **Totals:** 168-512 (.328).

ERIC MURDOCK

Height: 6-1 Weight: 200 Providence '91 Born Jun. 14, 1968
Acquired: Signed as a free agent on Sept. 25, 1996 Departed: Waived on Nov. 26, 1996

YEAR	GP	MIN	FGM	FGA	PCT	FTM	FTA	PCT	OFF	DEF	REB	AST	PF	DQ	STL	BLK	PTS	AVG
96-97	12	114	15	33	.455	11	12	.917	1	10	11	24	9	0	9	2	45	3.8

Three-point field goals: 4-10 (.400).

JAMAL MURRAY

Height: 6-4 Weight: 207 Kentucky '16 Born Feb. 23, 1997
Acquired: Drafted in the first round (seventh overall) in 2016 Departed: Currently on the team

YEAR	GP	MIN	FGM	FGA	PCT	FTM	FTA	PCT	OFF	DEF	REB	AST	PF	DQ	STL	BLK	PTS	AVG
16-17	82	1764	295	730	.404	106	120	.883	41	173	214	170	124	0	51	24	811	9.9
17-18	81	2565	479	1062	.451	229	253	.905	82	215	297	274	173	2	79	28	1352	16.7
18-19	75	2447	513	1173	.437	189	223	.848	65	252	317	363	153	0	67	27	1367	18.2
19-20	59	1904	408	894	.456	163	185	.881	45	191	236	284	102	0	67	17	1091	18.5
TOTALS	**297**	**8680**	**1695**	**3859**	**.439**	**687**	**781**	**.880**	**233**	**831**	**1064**	**1091**	**552**	**2**	**264**	**96**	**4621**	**15.6**

Three-point field goals: '16-17, 115-344 (.334); '17-18, 165-436 (.378); '18-19, 152-414 (.367); '19-20, 112-324 (.346). Totals: 544-1518 (.358).

PLAYOFFS	GP	MIN	FGM	FGA	PCT	FTM	FTA	PCT	OFF	DEF	REB	AST	PF	DQ	STL	BLK	PTS	AVG
2019	14	508	107	252	.425	56	62	.903	19	42	61	66	24	0	14	2	298	21.3
2020	19	753	186	368	.505	70	78	.897	20	72	92	126	42	0	18	6	504	26.5
TOTALS	**33**	**1261**	**293**	**620**	**.473**	**126**	**140**	**.900**	**39**	**114**	**153**	**192**	**66**	**0**	**32**	**8**	**802**	**24.3**

Three-point field goals: 2019, 28-83 (.337); 2020, 62-137 (.453). Totals: 90-220 (.409).

TRACY MURRAY

Height: 6-7 Weight: 228 UCLA '93 Born Jul. 25, 1971
Acquired: By trade from Washington on Sept. 25, 2000 Departed: Traded to Toronto on Jan. 12, 2001

YEAR	GP	MIN	FGM	FGA	PCT	FTM	FTA	PCT	OFF	DEF	REB	AST	PF	DQ	STL	BLK	PTS	AVG
00-01	13	135	17	55	.309	9	10	.900	4	18	22	9	8	0	4	1	50	3.8

Three-point field goals: 7-23 (.304).

WILLIE MURRELL

Height: 6-6 Weight: 225 Kansas State '64 Born Sept. 13, 1941
Departed: Traded to Miami in Aug. 1968

YEAR	GP	MIN	FGM	FGA	PCT	FTM	FTA	PCT	OFF	DEF	REB	AST	PF	DQ	STL	BLK	PTS	AVG
67-68	71	2459	489	1069	.466	166	236	.703	-	-	637	64	200	1	-	-	1165	16.4

Three-point field goals: 3-11 (.273).

PLAYOFFS	GP	MIN	FGM	FGA	PCT	FTM	FTA	PCT	OFF	DEF	REB	AST	PF	DQ	STL	BLK	PTS	AVG
1968	5	198	45	88	.511	22	26	.846	-	-	47	7	24	1	-	-	112	22.4

Three-point field goals: 0-1 (.000).

DIKEMBE MUTOMBO

Height: 7-2 Weight: 25 Georgetown '91 Born Jun. 25, 1966
Acquired: Drafted, No. 4 overall, in 1991 Departed: Left as free agent in 1996

YEAR	GP	MIN	FGM	FGA	PCT	FTM	FTA	PCT	OFF	DEF	REB	AST	PF	DQ	STL	BLK	PTS	AVG
91-92	71	2716	428	869	.493	321	500	.642	316	554	870	156	273	1	43	210	1177	16.6
92-93	82	3029	398	781	.510	335	492	.681	344	726	1070	147	284	5	43	287	1131	13.8
93-94	82	2853	365	642	.569	256	439	.583	286	685	971	127	262	2	59	336	986	12.0
94-95	82	3100	349	628	.556	248	379	.654	319	710	1029	113	284	2	40	321	946	11.5
95-96	74	2713	284	569	.499	246	354	.695	249	622	871	108	258	4	38	332	814	11.0
TOTALS	**391**	**14411**	**1824**	**3489**	**.523**	**1406**	**2164**	**.650**	**1514**	**3297**	**4811**	**651**	**1361**	**14**	**223**	**1486**	**5054**	**12.9**

Three-point field goals: '93-94, 0-1 (.000), '95-96, 0-1 (.000); Totals: 0-2 (.000).

PLAYOFFS	GP	MIN	FGM	FGA	PCT	FTM	FTA	PCT	OFF	DEF	REB	AST	PF	DQ	STL	BLK	PTS	AVG
1994	12	511	50	108	.463	59	98	.602	40	104	144	21	42	0	8	69	159	13.3
1995	3	84	6	10	.600	6	9	.667	4	15	19	1	15	1	0	7	18	6.0
TOTALS	**15**	**595**	**56**	**118**	**.475**	**65**	**107**	**.607**	**44**	**119**	**163**	**22**	**57**	**1**	**8**	**76**	**177**	**11.8**

Three-point field goals: 0-0.

EDUARDO NAJERA

Height: 6-8 Weight: 235 Oklahoma Born Jul. 11, 1976
Acquired: By trade from Golden State on Feb. 24, 2005 Departed:Contract expired at end of 2007-08 Season

YEAR	GP	MIN	FGM	FGA	PCT	FTM	FTA	PCT	OFF	DEF	REB	AST	PF	DQ	STL	BLK	PTS	AVG
04-05	26	1185	145	322	.450	58	91	.637	102	141	243	65	148	0	41	24	354	3.6
05-06	64	1449	127	301	.422	89	114	.781	128	197	325	52	165	0	53	34	347	5.1
06-07	75	1658	204	354	.576	88	123	.715	131	179	310	64	207	3	73	26	497	4.1
07-08	78	1664	174	368	.473	63	89	.708	113	224	337	95	199	3	69	40	464	4.3
TOTALS	**243**	**5346**	**580**	**1173**	**.494**	**269**	**372**	**.723**	**421**	**676**	**1097**	**239**	**648**	**6**	**218**	**114**	**1487**	**4.5**

Three-Point Field Goals: '04-05, 6-21 (.286), '05-06, 4-12 (.333); '06-07, 1-12 (.083); '07-08, 53-147 (.361). Totals: 58-177 (.328).

PLAYOFFS	GP	MIN	FGM	FGA	PCT	FTM	FTA	PCT	OFF	DEF	REB	AST	PF	DQ	STL	BLK	PTS	AVG
2005	2	13	0	2	.000	0	0	---	1	1	2	1	1	0	0	0	0	1.0
2006	4	89	3	14	.214	2	4	.500	4	11	15	2	13	0	3	0	8	3.8
2007	5	96	4	17	.235	1	2	.500	11	17	28	2	10	0	2	1	9	5.6
2008	4	78	7	14	.500	0	0	---	5	8	13	6	15	1	3	1	16	3.3
TOTALS	**15**	**276**	**14**	**47**	**.300**	**3**	**6**	**.500**	**21**	**37**	**58**	**11**	**39**	**1**	**8**	**2**	**33**	**3.9**

Three-Point Field Goals: 2007, 0-3 (.000); 2008, 2-5 (.400) Totals: 2-8 (.250).

CALVIN NATT

Height: 6-6 Weight: 220 Northeast Louisiana '79 Born Jan. 8, 1957
Acquired: By trade from Portland on Jun. 7, 1984 Departed: Traded to San Antonio on Jan. 26, 1989

YEAR	GP	MIN	FGM	FGA	PCT	FTM	FTA	PCT	OFF	DEF	REB	AST	PF	DQ	STL	BLK	PTS	AVG
84-85	78	2658	685	1255	.546	447	564	.793	209	401	610	238	182	1	75	33	1817	23.3
85-86	69	2007	469	930	.504	278	347	.801	125	311	436	164	143	0	58	13	1218	17.7
86-87	1	20	4	10	.400	2	2	1.000	2	3	5	2	2	0	1	0	10	10.0
87-88	27	533	102	208	.490	54	73	.740	35	61	96	47	43	0	13	3	258	9.6
88-89	14	168	22	50	.440	22	31	.710	12	34	46	7	13	0	6	1	66	4.7
TOTALS	**189**	**5386**	**1282**	**2453**	**.523**	**803**	**1017**	**.790**	**383**	**810**	**1193**	**458**	**383**	**1**	**153**	**50**	**3369**	**17.8**

Three-point field goals: '84-85, 0-3 (.000); '85-86, 2-6 (.333); '86-87, 0-0; '87-88, 0-1 (.000); '88-89, 0-1 (.000). Totals: 2-11 (.182).

PLAYOFFS	GP	MIN	FGM	FGA	PCT	FTM	FTA	PCT	OFF	DEF	REB	AST	PF	DQ	STL	BLK	PTS	AVG
1985	15	508	131	238	.550	72	89	.809	31	68	99	57	35	0	8	5	334	22.3
1986	10	293	66	142	.465	46	59	.780	17	62	79	28	25	0	2	3	179	17.9
TOTALS	**25**	**801**	**197**	**380**	**.518**	**118**	**148**	**.797**	**48**	**130**	**178**	**85**	**60**	**0**	**10**	**8**	**513**	**20.5**

Three-point field goals: 1986, 1-2 (.500).

CRAIG NEAL

Height: 6-6 Weight: 180 Georgia Tech '88 Born Feb. 16, 1964
Acquired: Signed the first of consecutive 10-day contracts on Feb. 11, 1991 Departed: Released on Mar. 3, 1991

YEAR	GP	MIN	FGM	FGA	PCT	FTM	FTA	PCT	OFF	DEF	REB	AST	PF	DQ	STL	BLK	PTS	AVG
90-91	10	125	14	35	.400	13	22	.591	2	14	16	37	26	1	4	0	44	4.4

Three-point field goals: 3-9 (.333).

JAMEER NELSON

Height: 6-0 Weight: 190 St. Josephs '04 Born Feb. 9, 1982
Acquired: By trade from Boston on Jan. 13, 2015 Departed: Waived on Oct. 18, 2017

YEAR	GP	MIN	FGM	FGA	PCT	FTM	FTA	PCT	OFF	DEF	REB	AST	PF	DQ	STL	BLK	PTS	AVG
14-15	34	702	135	300	.450	11	19	.579	16	50	66	125	70	1	25	4	327	9.6
15-16	39	1036	113	307	.368	30	35	.857	19	96	115	190	100	1	25	5	299	7.7
16-17	75	2045	268	604	.444	45	63	.714	28	164	192	385	197	0	54	8	687	9.2
TOTALS	**148**	**3783**	**516**	**1211**	**.426**	**86**	**117**	**.735**	**63**	**310**	**373**	**700**	**367**	**2**	**104**	**17**	**1313**	**8.9**

Three-point field goals: '14-15, 46-130 (.354); '15-16, 43-144 (.299); '16-17, 106-273 (.388). **Totals:** 195-547 (.356).

NENE

Height: 6-11 Weight: 250 Brazil '02 Born Sep. 13, 1982
Acquired: By trade from New York on Jun. 26, 2002 Departed: By trade to Washington on Mar. 15, 2012

YEAR	GP	MIN	FGM	FGA	PCT	FTM	FTA	PCT	OFF	DEF	REB	AST	PF	DQ	STL	BLK	PTS	AVG
02-03	80	2258	321	619	.519	197	341	.578	208	283	491	149	295	4	127	65	839	10.5
03-04	77	2504	334	630	.530	240	352	.682	154	349	503	168	280	3	116	41	908	11.8
04-05	55	1317	194	386	.503	140	212	.660	104	221	325	84	167	0	50	48	528	9.6
05-06	1	3	0	1	.000	0	0	---	0	0	0	0	1	0	0	0	0	0.0
06-07	64	1715	294	516	.570	195	283	.689	150	299	449	77	209	3	62	59	783	12.2
07-08	16	266	29	71	.408	27	49	.551	30	57	87	15	46	1	9	14	85	5.3
08-09	77	2510	428	709	.604	266	368	.723	183	415	598	108	278	5	95	101	1123	14.6
09-10	82	2755	421	717	.587	293	416	.704	166	461	627	203	281	7	115	82	1135	13.8
10-11	75	2291	405	654	.615	286	402	.711	145	426	571	149	238	5	84	73	1091	14.5
11-12	28	826	143	281	.509	90	133	.677	43	165	208	61	69	0	36	25	376	13.4
TOTALS	**555**	**16445**	**2566**	**4584**	**.560**	**1734**	**2556**	**.678**	**1183**	**2676**	**3859**	**1014**	**1864**	**28**	**694**	**508**	**6868**	**12.4**

Three-point field goals: '02-03, 0-3 (.000); '03-04, 0-2 (.000); '04-05, 0-2 (.000); '05-06, 0-0 (---); '06-07, 0-1 (.000); '07-08, 0-1 (.000); '08-09, 1-5 (.200); '09-10, 0-2 (.000); '10-11, 1-5 (.200); '11-12, 0-2 (.000). Totals: 2-23 (.089).

PLAYOFFS	GP	MIN	FGM	FGA	PCT	FTM	FTA	PCT	OFF	DEF	REB	AST	PF	DQ	STL	BLK	PTS	AVG
2004	5	132	16	36	.444	7	13	.538	12	13	25	15	22	0	5	3	39	7.8
2005	5	101	9	21	.429	15	23	.652	9	16	25	2	16	0	2	2	33	6.6
2006	DNP - INJURED																	
2007	5	179	31	53	.585	14	18	.778	22	17	39	12	21	1	3	3	76	15.2
2008	3	30	5	9	.556	3	3	1.000	3	4	7	1	8	1	2	1	13	4.3
2009	16	525	69	126	.548	46	70	.657	37	83	120	42	65	3	20	10	184	11.5
2010	5	169	18	29	.621	21	36	.583	8	21	29	11	17	0	6	1	57	11.4
2011	5	162	22	46	.478	27	48	.563	14	31	45	8	17	0	5	4	71	14.2
TOTALS	**44**	**1298**	**170**	**320**	**.531**	**133**	**211**	**.630**	**105**	**185**	**290**	**91**	**166**	**5**	**43**	**24**	**473**	**10.8**

Three-point field goals: 2004, 0-0 (---); 2005, 0-0 (---); 2007, 0-0 (---); 2008, 0-0 (---); 2009, 0-0 (---); 2010, 0-0 (---); 2011, 0-0 (---). Totals: 0-0 (---).

JOHNNY NEWMAN

Height: 6-7 Weight: 205 Richmond '86 Born Nov. 28, 1963
Acquired: By trade from Milwaukee on June 25, 1997 Departed: Contract expired at end of '97-98 season

YEAR	GP	MIN	FGM	FGA	PCT	FTM	FTA	PCT	OFF	DEF	REB	AST	PF	DQ	STL	BLK	PTS	AVG
97-98	74	2176	344	799	.431	365	445	.820	50	91	141	138	208	2	77	24	1089	14.7

Three-point field goals: 36-105 (.343).

CARL NICKS

Height: 6-3 Weight: 185 Indiana State '80 Born Oct. 6, 1958
Acquired: Drafted, No. 23 overall, in 1980 Departed: Traded to Utah on Dec. 22, 1980

YEAR	GP	MIN	FGM	FGA	PCT	FTM	FTA	PCT	OFF	DEF	REB	AST	PF	DQ	STL	BLK	PTS	AVG
80-81	27	493	65	149	.436	35	59	.593	13	36	49	80	52	0	28	2	165	6.1

Three-point field goals: 0-1 (.000).

JUSUF NURKIC

Height: 7-0 Weight: 280 Cedevita (Croatia) Born Aug. 23, 1984
Acquired: By draft night trade from Chicago on Jun. 26, 2014 Departed: Traded to Portland on Feb. 13, 2017

YEAR	GP	MIN	FGM	FGA	PCT	FTM	FTA	PCT	OFF	DEF	REB	AST	PF	DQ	STL	BLK	PTS	AVG
14-15	62	1103	171	383	.446	84	132	.636	125	257	382	50	207	6	52	68	426	6.9
15-16	32	547	101	242	.417	61	99	.616	65	110	175	40	91	0	24	44	263	8.2
16-17	45	807	151	298	.507	56	113	.496	89	171	260	60	88	0	25	36	358	8.0
TOTALS	**139**	**2457**	**423**	**923**	**.458**	**201**	**344**	**.584**	**279**	**538**	**817**	**150**	**386**	**6**	**101**	**148**	**1047**	**7.5**

Three-point field goals: '14-15, 0-2 (.000); '15-16, 0-3, (.000); '16-17, 0-0 (.000). Totals: 0-5 (.000).

JOHNNY O'BRYANT

Height: 6-9 Weight: 257 LSU '14 Born Jun. 1, 1993
Acquired: Signed as a free agent on Jan. 26, 2017 Departed: Contract expired on Feb. 16, 2017

YEAR	GP	MIN	FGM	FGA	PCT	FTM	FTA	PCT	OFF	DEF	REB	AST	PF	DQ	STL	BLK	PTS	AVG
16-17	7	46	7	15	.467	4	4	1.000	5	6	11	2	4	0	0	1	20	2.9

Three-point field goals: 2-3 (.667).

JAWANN OLDHAM

Height: 7-0 Weight: 215 Seattle '80 Born Jul. 4, 1957
Acquired: Drafted, No. 41 overall, in 1980 Departed: Waived on Oct. 21, 1980

YEAR	GP	MIN	FGM	FGA	PCT	FTM	FTA	PCT	OFF	DEF	REB	AST	PF	DQ	STL	BLK	PTS	AVG
80-81	4	21	2	6	.333	0	0	---	3	2	5	0	3	0	0	2	4	1.0

Three-point field goals: 0-0.

DOUG OVERTON

Height: 6-3 Weight: 19 La Salle '91 Born Aug. 3, 1969
Acquired: By trade from Washington on Oct. 30, 1995 Departed: Contract expired at end of '95-96 season

YEAR	GP	MIN	FGM	FGA	PCT	FTM	FTA	PCT	OFF	DEF	REB	AST	PF	DQ	STL	BLK	PTS	AVG
95-96	55	607	67	178	.376	40	55	.727	8	55	63	106	49	0	13	5	182	3.3

Three-point field goals: 8-26 (.308).

ROBERT PACK

Height: 6-2 Weight: 190 USC '91 Born Feb. 3, 1969
Acquired: By trade from Portland on Oct. 23, 1992 Departed: Traded to Washington on Oct. 30, 1995
Re-Acquired: By trade from Boston on Oct. 16, 2000 Departed: Contract expired at end of '00-01 season

YEAR	GP	MIN	FGM	FGA	PCT	FTM	FTA	PCT	OFF	DEF	REB	AST	PF	DQ	STL	BLK	PTS	AVG
92-93	77	1579	285	606	.470	239	311	.768	52	108	160	335	182	1	81	10	810	10.5
93-94	66	1382	223	503	.443	179	236	.758	25	98	123	356	147	1	81	9	631	9.6
94-95	42	1144	170	395	.430	137	175	.783	19	94	113	290	101	1	61	6	507	12.1
00-01	74	1260	181	426	.425	105	137	.766	30	107	137	293	114	0	65	1	479	6.5
TOTALS	**259**	**5365**	**859**	**1930**	**.445**	**660**	**859**	**.768**	**126**	**407**	**533**	**1274**	**544**	**3**	**288**	**26**	**2427**	**9.4**

Three-point field goals: '92-93, 1-8 (.125); '93-94, 6-29, (.207); '94-95, 30-72 (.417); '00-01, 12-31 (.387). Totals: 49-140 (.350).

PLAYOFFS	GP	MIN	FGM	FGA	PCT	FTM	FTA	PCT	OFF	DEF	REB	AST	PF	DQ	STL	BLK	PTS	AVG
1994	12	332	48	118	.407	39	55	.709	5	23	28	51	41	0	18	6	141	11.8
1995	-------DNP-INJURED--------																	

Three-point field goals: 6-20 (.300).

KOSTAS PAPANIKOLAOU

Height: 6-8 Weight: 225 Greece '12 Born July 31, 1990
Acquired: By trade from Houston on July 20, 2015 Departed: Waived on Jan. 9, 2016

YEAR	GP	MIN	FGM	FGA	PCT	FTM	FTA	PCT	OFF	DEF	REB	AST	PF	DQ	STL	BLK	PTS	AVG
15-16	26	294	24	66	.364	9	14	.643	8	32	40	16	24	0	13	5	67	2.6

Three-point field goals: 10-32 (.313).

CHARLEY PARKS

Height: 6-5 Weight: 210 Idaho State '68 Born in 1946

YEAR	GP	MIN	FGM	FGA	PCT	FTM	FTA	PCT	OFF	DEF	REB	AST	PF	DQ	STL	BLK	PTS	AVG
68-69	2	5	0	1	.000	0	0	---	0	0	0	0	1	0	-	-	0	0.0

Three-point field goals: 0-0.

RUBEN PATTERSON

Height: 6-5 Weight: 224 Cincinnati '98 Born Jul. 31, 1975
Acquired: By trade from Portland on Feb. 23, 2006 Departed: Traded to Milwaukee on Aug. 10, 2006

YEAR	GP	MIN	FGM	FGA	PCT	FTM	FTA	PCT	OFF	DEF	REB	AST	PF	DQ	STL	BLK	PTS	AVG
05-06	26	736	139	256	.543	65	112	.580	45	45	90	67	71	0	8	2	99	13.2

Three-point field goals: 1-6 (.167).

PLAYOFFS	GP	MIN	FGM	FGA	PCT	FTM	FTA	PCT	OFF	DEF	REB	AST	PF	DQ	STL	BLK	PTS	AVG
2006	4	58	9	17	.529	2	5	.400	5	1	6	3	6	0	1	0	20	5.0

Three-point field goals: 0-0.

WESLEY PERSON

Height: 6-6 Weight: 205 Auburn '94 Born Mar. 28, 1971
Acquired: As a free agent on Mar. 3, 2005 Departed: Contract expired at the end of '04-05 season

YEAR	GP	MIN	FGM	FGA	PCT	FTM	FTA	PCT	OFF	DEF	REB	AST	PF	DQ	STL	BLK	PTS	AVG
04-05	25	461	82	169	.485	5	9	.556	2	59	61	28	24	0	13	4	202	8.1

Three-point field goals: 33-68 (.485).

PLAYOFFS	GP	MIN	FGM	FGA	PCT	FTM	FTA	PCT	OFF	DEF	REB	AST	PF	DQ	STL	BLK	PTS	AVG
2005	4	54	6	14	.429	0	0	---	1	0	1	1	0	0	1	0	15	3.8

Three-point field goals: 3-8 (.375).

JOHAN PETRO

Height: 7-0 Weight: 247 France Born Jan. 27, 1986
Acquired: By trade from Oklahoma City on Jan. 7, 2009 Departed: Contract expired at the end of '09-10 season

YEAR	GP	MIN	FGM	FGA	PCT	FTM	FTA	PCT	OFF	DEF	REB	AST	PF	DQ	STL	BLK	PTS	AVG
08-09	27	217	27	63	.429	6	14	.429	15	48	63	10	56	0	3	10	60	2.2
09-10	36	436	54	101	.535	14	21	.667	32	97	129	14	80	0	10	13	122	3.4
TOTALS	**63**	**653**	**80**	**163**	**.491**	**20**	**35**	**.571**	**47**	**145**	**192**	**24**	**136**	**0**	**13**	**23**	**182**	**2.9**

Three-point field goals: '08-09, 0-1 (.000); '09-10, 0-1 (.000). Totals: 0-2 (.000).

PLAYOFFS	GP	MIN	FGM	FGA	PCT	FTM	FTA	PCT	OFF	DEF	REB	AST	PF	DQ	STL	BLK	PTS	AVG
2009	10	26	2	9	.222	5	8	.625	2	4	6	1	4	0	0	1	9	0.9
2010	6	45	6	11	.545	1	2	.500	2	9	11	1	13	0	1	3	13	2.2
TOTALS	**16**	**71**	**8**	**20**	**.400**	**6**	**10**	**.600**	**4**	**13**	**17**	**2**	**17**	**0**	**1**	**4**	**22**	**1.4**

Three-point field goals: 0-0.

WALT PIATKOWSKI

Height: 6-8 Weight: 225 Bowling Green '68 Born Jun. 11, 1945
Acquired: Drafted in the second round in 1968 Departed: Traded to Kentucky in 1970

YEAR	GP	MIN	FGM	FGA	PCT	FTM	FTA	PCT	OFF	DEF	REB	AST	PF	DQ	STL	BLK	PTS	AVG
68-69	77	1819	399	956	.417	117	151	.775	147	216	363	46	226	2	-	-	942	12.2
69-70	75	1302	215	535	.402	76	99	.768	106	146	252	41	180	1	-	-	517	7.0
TOTALS	**152**	**3121**	**614**	**1491**	**.412**	**193**	**250**	**.772**	**253**	**362**	**615**	**87**	**406**	**3**	**-**	**-**	**1459**	**9.6**

Three-point field goals: '68-69, 27-82 (.329); '69-70, 11-50 (.220). Totals 38-132 (.288).

PLAYOFFS	GP	MIN	FGM	FGA	PCT	FTM	FTA	PCT	OFF	DEF	REB	AST	PF	DQ	STL	BLK	PTS	AVG
1969	7	201	48	111	.432	10	11	.909	10	19	29	6	32	1	-	-	107	15.3
1970	6	50	12	24	.500	2	4	.500	9	2	11	4	9	0	-	-	27	4.5
TOTALS	**13**	**251**	**60**	**135**	**.444**	**12**	**15**	**.800**	**19**	**21**	**40**	**10**	**41**	**1**	**-**	**-**	**134**	**10.3**

Three-point field goals: 1969, 1-9 (.111); 1970, 1-4 (.250). Totals: 2-13 (.154).

RICKY PIERCE

Height: 6-4 Weight: 215 Rice '83 Born Aug. 19, 1959
Acquired: By trade from Indiana on Jun. 13, 1996 Departed: Traded to Charlotte on Feb. 20, 1997

YEAR	GP	MIN	FGM	FGA	PCT	FTM	FTA	PCT	OFF	DEF	REB	AST	PF	DQ	STL	BLK	PTS	AVG
96-97	33	600	120	260	.462	83	92	.902	17	36	53	31	49	0	14	5	335	10.2

Three-point field goals: 12-39 (.308).

MASON PLUMLEE

Height: 6-11 Weight: 235 Duke '13 Born Mar. 5, 1990
Acquired: By trade from Portland on Feb. 13, 2017 Departed: Contract expired at end of '19-20 season

YEAR	GP	MIN	FGM	FGA	PCT	FTM	FTA	PCT	OFF	DEF	REB	AST	PF	DQ	STL	BLK	PTS	AVG
16-17	27	632	99	181	.547	47	76	.618	50	123	173	70	77	0	19	29	245	9.1
17-18	74	1439	221	368	.601	82	179	.458	132	268	400	142	184	2	49	81	524	7.1
18-19	82	1731	262	442	.593	111	198	.561	165	359	524	243	252	5	66	76	637	7.8
19-20	61	1057	177	288	.615	83	155	.535	98	219	317	154	143	1	33	38	437	7.2
TOTALS	**244**	**4859**	**759**	**1279**	**.593**	**323**	**608**	**.531**	**445**	**969**	**1414**	**609**	**656**	**8**	**167**	**224**	**1843**	**7.6**

Three-point field goals: '16-17, 0-1 (.000); '17-18, 0-1 (.000); '18-19, 2-10 (.200); '19-20, 0-5 (.000). Totals: 2-17 (.118).

PLAYOFFS	GP	MIN	FGM	FGA	PCT	FTM	FTA	PCT	OFF	DEF	REB	AST	PF	DQ	STL	BLK	PTS	AVG
2019	14	218	24	47	.511	16	28	.571	26	36	62	21	39	0	7	10	64	4.6
2020	19	206	19	39	.487	8	12	.667	31	30	61	25	40	0	4	8	46	2.4
TOTALS	**33**	**424**	**43**	**86**	**.500**	**24**	**40**	**.600**	**57**	**66**	**123**	**46**	**79**	**0**	**11**	**18**	**110**	**3.3**

Three-point field goals: 2019, 0-1 (.000); 2020, 0-2 (.000). Totals: 0-3 (.000).

GARY PLUMMER

Height: 6-9 Weight: 255 Boston University '84 Born Feb. 21, 1962
Acquired: Signed as a free agent on Oct. 1, 1992 Departed: Contract expired at end of '92-93 season

YEAR	GP	MIN	FGM	FGA	PCT	FTM	FTA	PCT	OFF	DEF	REB	AST	PF	DQ	STL	BLK	PTS	AVG
92-93	60	737	106	228	.465	69	95	.726	53	120	173	40	141	1	14	11	281	4.7

Three-point field goals: 0-3 (.000).

MARK POPE

Height: 6-10 Weight: 235 Kentucky '96 Born Sept. 11, 1972
Acquired: Signed as a free agent on Sept. 29, 2003 Departed: Contract expired at end of '03-04 season

YEAR	GP	MIN	FGM	FGA	PCT	FTM	FTA	PCT	OFF	DEF	REB	AST	PF	DQ	STL	BLK	PTS	AVG
03-04	4	20	1	2	.500	0	1	.000	0	3	3	0	8	0	1	0	2	0.5
04-05	9	27	2	6	.333	0	0	---	5	3	8	1	5	0	1	2	4	0.4
TOTALS	**13**	**47**	**3**	**8**	**.375**	**0**	**1**	**.000**	**5**	**6**	**11**	**1**	**13**	**0**	**2**	**2**	**6**	**0.5**

Three-point field goals: 0-0.

MICHAEL PORTER JR.

Height: 6-10 Weight: 218 Missouri '18 Born Jun. 29, 1998
Acquired: Drafted in the first round, No. 14 overall, in 2018 Departed: Currently on the team

YEAR	GP	MIN	FGM	FGA	PCT	FTM	FTA	PCT	OFF	DEF	REB	AST	PF	DQ	STL	BLK	PTS	AVG
18-19		--------DNP - INJURED--------																
19-20	55	903	195	383	.509	60	72	.833	66	193	259	46	100	0	27	25	512	9.3
TOTALS	**55**	**903**	**195**	**383**	**.509**	**60**	**72**	**.833**	**66**	**193**	**259**	**46**	**100**	**0**	**27**	**25**	**512**	**9.3**

Three-point field goals: '18-19, 0-0 (---); '19-20, 62-147 (.422). Totals: 62-147 (.422).

PLAYOFFS	GP	MIN	FGM	FGA	PCT	FTM	FTA	PCT	OFF	DEF	REB	AST	PF	DQ	STL	BLK	PTS	AVG
2019		--------DNP - INJURED--------																
2020	19	451	78	164	.476	26	35	.743	21	106	127	16	43	0	13	6	216	11.4
TOTALS	**19**	**451**	**78**	**164**	**.476**	**26**	**35**	**.743**	**21**	**106**	**127**	**16**	**43**	**0**	**13**	**6**	**216**	**11.4**

Three-point field goals: 2019, 0-0 (---); 2020, 34-89 (.382). Totals: 34-89 (.382).

JAMES POSEY

Height: 6-8 Weight: 215 Xavier (OH) '99 Born Jan. 13, 1977
Acquired: Drafted, No. 18 overall, in 1999 Departed: Traded to Houston on Dec. 18, 2002

YEAR	GP	MIN	FGM	FGA	PCT	FTM	FTA	PCT	OFF	DEF	REB	AST	PF	DQ	STL	BLK	PTS	AVG
99-00	81	2052	230	536	.429	120	150	.800	85	232	317	146	207	1	98	33	662	8.2
00-01	82	2255	243	590	.412	115	141	.816	125	306	431	163	226	2	93	40	666	8.1
01-02	73	2238	277	736	.376	161	203	.793	109	320	429	180	224	3	114	39	782	10.7
02-03	25	872	121	324	.373	86	102	.843	38	107	145	78	63	1	29	6	352	14.1
TOTALS	**261**	**7417**	**871**	**2186**	**.398**	**482**	**596**	**.809**	**357**	**965**	**1322**	**567**	**720**	**7**	**334**	**118**	**2462**	**9.4**

Three-point field goals: '99-00, 82-220 (.373); '00-01, 65-217 (.300); '01-02, 67-237 (.283); '02-03, 24-88 (.273). Totals: 238-762.(.312).

JIM PRICE

Height: 6-3 Weight: 195 Louisville '72 Born Nov. 27, 1949
Acquired: By trade from Buffalo on Dec. 17, 1976 Departed: Traded to Detroit on Feb. 1, 1978

YEAR	GP	MIN	FGM	FGA	PCT	FTM	FTA	PCT	OFF	DEF	REB	AST	PF	DQ	STL	BLK	PTS	AVG
76-77	55	1384	188	422	.445	59	74	.797	41	143	184	208	181	3	96	14	435	7.9
77-78	49	1090	141	293	.481	51	66	.773	30	129	159	158	118	0	69	4	333	6.8
TOTALS	**104**	**2474**	**329**	**715**	**.460**	**110**	**140**	**.786**	**71**	**272**	**343**	**366**	**299**	**3**	**165**	**18**	**768**	**7.4**

PLAYOFFS	GP	MIN	FGM	FGA	PCT	FTM	FTA	PCT	OFF	DEF	REB	AST	PF	DQ	STL	BLK	PTS	AVG
1977	6	158	19	53	.358	5	8	.625	6	18	24	25	18	0	12	1	43	7.2

MARK RANDALL

Height: 6-9 Weight: 235 Kansas '91 Born Sept. 30, 1967
Acquired: Signed as a free agent on Nov. 29, 1993 Departed: Waived on Nov. 1, 1994
Re-Acquired: Signed the first of two consecutive 10-day contracts on Feb. 23, 1995 Departed: Contract expired at end of '94-95 season
Re-Acquired: Signed as a free agent on Jan. 22, 1999 Departed: Waived on Feb. 19, 1999

YEAR	GP	MIN	FGM	FGA	PCT	FTM	FTA	PCT	OFF	DEF	REB	AST	PF	DQ	STL	BLK	PTS	AVG
93-94	28	155	17	50	.340	22	28	.786	9	13	22	11	18	0	8	3	58	2.1
94-95	8	39	3	10	.300	0	0	-----	4	8	12	1	5	0	0	0	6	0.8
TOTALS	**36**	**194**	**20**	**60**	**.333**	**22**	**28**	**.786**	**13**	**21**	**34**	**12**	**23**	**0**	**8**	**3**	**64**	**1.8**

Three-point field goals: '93-94, 2-14 (.143); '94-95, 0-1 (.000). Totals: 2-15 (.133).

PLAYOFFS	GP	MIN	FGM	FGA	PCT	FTM	FTA	PCT	OFF	DEF	REB	AST	PF	DQ	STL	BLK	PTS	AVG
1994	2	6	0	1	.000	0	0	.000	1	4	5	0	1	0	0	1	0	0.0
1995	-------DNP - INJURED--------																	

Three-point field goals: 0-0.

ANTHONY RANDOLPH

Height: 6-10 Weight: 205 LSU '08 Born Jul. 15, 1989
Acquired: Signed as a free agent on Jul. 20, 2012 Departed: Traded to Chicago in a draft-night deal on Jun. 26, 2014

YEAR	GP	MIN	FGM	FGA	PCT	FTM	FTA	PCT	OFF	DEF	REB	AST	PF	DQ	STL	BLK	PTS	AVG
12-13	39	329	56	114	.491	31	45	.689	29	66	95	12	41	0	19	21	143	3.7
13-14	43	527	68	176	.386	52	69	.754	20	102	122	32	64	0	26	19	206	4.8
TOTALS	**82**	**856**	**124**	**290**	**.428**	**83**	**114**	**.728**	**49**	**168**	**217**	**44**	**105**	**0**	**45**	**40**	**349**	**4.3**

Three-point field goals: '12-13, 0-8 (.000); '13-14, 18-61 (.295). Totals: 18-69 (.261).

PLAYOFFS	GP	MIN	FGM	FGA	PCT	FTM	FTA	PCT	OFF	DEF	REB	AST	PF	DQ	STL	BLK	PTS	AVG
2013	5	30	9	11	.818	8	11	.727	0	6	6	0	4	0	2	0	26	5.2

Three-point field goals: 0-0.

BLAIR RASMUSSEN

Height: 7-0 Weight: 250 Oregon '85 Born Nov. 13, 1962
Acquired: Drafted, No. 15 overall, in 1985 Departed: Traded to Atlanta on Jul. 1, 1991

YEAR	GP	MIN	FGM	FGA	PCT	FTM	FTA	PCT	OFF	DEF	REB	AST	PF	DQ	STL	BLK	PTS	AVG
85-86	48	330	31	150	.407	31	39	.795	37	60	97	16	63	0	3	10	153	3.2
86-87	74	1421	268	570	.470	169	231	.732	183	282	465	60	224	6	24	58	705	9.5
87-88	79	1779	435	884	.492	132	170	.776	130	307	437	78	241	2	22	81	1002	12.7
88-89	77	1308	257	577	.445	69	81	.852	105	182	287	49	194	2	29	41	583	7.6
89-90	81	1995	445	895	.497	111	134	.828	174	420	594	82	200	10	40	104	1001	12.4
90-91	70	2325	405	885	.458	63	93	.677	170	508	678	70	307	15	52	132	875	12.5
TOTALS	**429**	**9158**	**1841**	**3961**	**.465**	**575**	**748**	**.769**	**799**	**1759**	**2558**	**355**	**1229**	**35**	**170**	**426**	**4319**	**10.1**

Three-point field goals: '89-90, 0-1 (.000); '90-91, 2-5 (.400). Totals: 2-6 (.333).

PLAYOFFS	GP	MIN	FGM	FGA	PCT	FTM	FTA	PCT	OFF	DEF	REB	AST	PF	DQ	STL	BLK	PTS	AVG
1986	10	175	39	96	.406	33	41	.805	27	33	60	10	28	1	5	9	111	11.1
1987	3	92	22	45	.489	5	10	.500	8	15	23	7	12	0	2	2	49	16.3
1988	11	277	60	127	.472	18	20	.900	25	46	71	7	33	0	1	12	138	12.5
1989	2	4	0	0	.000	0	0	.000	0	0	0	0	1	0	0	0	0	0.0
1990	3	84	19	48	.396	9	10	.900	8	18	26	1	10	0	2	4	47	15.7
TOTALS	**29**	**632**	**140**	**316**	**.443**	**65**	**81**	**.802**	**68**	**112**	**180**	**25**	**84**	**1**	**10**	**27**	**345**	**11.9**

Three-point field goals: 0-0.

JAMES RAY

Height: 6-8 Weight: 215 Jacksonville '80 Born Jul. 27, 1957
Acquired: Drafted, No. 5 overall, in 1980 Departed: Contract expired at end of '82-83 season

YEAR	GP	MIN	FGM	FGA	PCT	FTM	FTA	PCT	OFF	DEF	REB	AST	PF	DQ	STL	BLK	PTS	AVG
80-81	18	148	15	49	.306	7	10	.700	13	24	37	11	31	0	4	4	37	2.1
81-82	40	262	51	116	.440	21	36	.583	18	47	65	26	59	0	10	16	124	3.1
82-83	45	433	70	153	.458	33	51	.647	37	89	126	39	83	2	24	19	173	3.8
TOTALS	**103**	**843**	**136**	**318**	**.428**	**61**	**97**	**.629**	**68**	**160**	**228**	**76**	**173**	**2**	**38**	**39**	**334**	**3.2**

Three-point field goals: '80-81, 0-1 (.000); '81-82, 1-1 (1.000); '82-83, 0-1 (.000). Totals: 1-3 (.333).

PLAYOFFS	GP	MIN	FGM	FGA	PCT	FTM	FTA	PCT	OFF	DEF	REB	AST	PF	DQ	STL	BLK	PTS	AVG
1982	1	2	0	0	.000	0	0	.000	0	0	0	0	1	0	0	1	0	0.0
1983	3	18	1	6	.167	1	4	.250	1	2	3	0	3	0	0	1	3	1.0
TOTALS	**4**	**20**	**1**	**6**	**.167**	**1**	**4**	**.250**	**1**	**2**	**3**	**0**	**4**	**0**	**0**	**2**	**3**	**0.8**

Three-point field goals: 0-0.

ELDRIDGE RECASNER

Height: 6-3 Weight: 190 Washington '90 Born Dec. 14, 1967
Acquired: Signed a 10-day contract on Mar. 3, 1995 Departed: Was not offered a second 10-day contract

YEAR	GP	MIN	FGM	FGA	PCT	FTM	FTA	PCT	OFF	DEF	REB	AST	PF	DQ	STL	BLK	PTS	AVG
94-95	3	13	1	6	.167	4	4	1.000	0	2	2	1	0	0	3	0	6	2.0

Three-point field goals: 0-1 (.000).

ISAIAH RIDER

Height: 6-5 Weight: 215 UNLV '93 Born Mar. 12, 1971
Acquired: Signed as a free agent on Sept. 29, 2001 Departed: Waived on Nov. 19, 2001

YEAR	GP	MIN	FGM	FGA	PCT	FTM	FTA	PCT	OFF	DEF	REB	AST	PF	DQ	STL	BLK	PTS	AVG
01-02	10	173	37	81	.457	13	17	.765	10	23	33	12	11	0	3	2	93	9.3

Three-point field goals: 6-15 (.400).

ANTHONY ROBERTS

Height: 6-5 Weight: 185 Oral Roberts '77 Born April 15, 1955
Acquired: Signed as a free agent on Aug. 9, 1977 Departed: Waived on Nov. 27, 1979
Re-Acquired: Signed for the remainder of the season on Feb. 25, 1984 Departed: Waived on Jul. 25, 1984

YEAR	GP	MIN	FGM	FGA	PCT	FTM	FTA	PCT	OFF	DEF	REB	AST	PF	DQ	STL	BLK	PTS	AVG
77-78	82	1598	311	736	.423	153	212	.722	135	216	351	105	212	1	40	7	775	9.5
78-79	63	1236	211	498	.424	76	110	.691	106	152	258	107	142	2	20	2	498	7.9
79-80	23	486	69	181	.381	39	60	.650	54	55	109	20	52	1	13	3	177	7.7
83-84	19	197	34	91	.374	13	18	.722	20	31	51	13	43	1	5	1	81	4.3
TOTALS	**187**	**3517**	**625**	**1506**	**.445**	**281**	**400**	**.702**	**315**	**454**	**769**	**245**	**449**	**5**	**78**	**13**	**1531**	**8.2**

Three-point field goals: '79-80, 0-1 (.000).

PLAYOFFS	GP	MIN	FGM	FGA	PCT	FTM	FTA	PCT	OFF	DEF	REB	AST	PF	DQ	STL	BLK	PTS	AVG
1978	13	400	86	199	.432	40	50	.300	45	63	108	30	57	3	11	6	212	16.3
1979	3	80	13	33	.394	7	11	.636	5	8	13	6	9	0	2	1	33	11.0
TOTALS	**16**	**480**	**99**	**232**	**.427**	**47**	**61**	**.770**	**50**	**71**	**121**	**36**	**66**	**3**	**13**	**7**	**245**	**15.3**

MARV ROBERTS

Height: 6-8 Weight: 220 Utah State '71 Born Jan. 29, 1950
Acquired: Drafted in the second round in 1971 Departed: Traded to Carolina in Jan. 1974

YEAR	GP	MIN	FGM	FGA	PCT	FTM	FTA	PCT	OFF	DEF	REB	AST	PF	DQ	STL	BLK	PTS	AVG
71-72	68	1047	217	533	.407	86	120	.717	121	173	294	61	150	3	-	-	521	7.7
72-73	77	1959	374	807	.463	201	253	.788	180	218	398	95	194	3	49	6	950	12.3
73-74	35	645	106	237	.447	48	62	.774	58	73	131	44	72	x	13	2	261	7.5
TOTALS	**180**	**3651**	**697**	**1577**	**.442**	**335**	**435**	**.767**	**359**	**464**	**823**	**200**	**416**	**6**	**62**	**8**	**1732**	**9.6**

Three-point field goals: '71-72, 1-4 (.250); '72-73, 1-3 (.333); '73-74, 1-1 (1.000). Totals: 3-8 (.375).

PLAYOFFS	GP	MIN	FGM	FGA	PCT	FTM	FTA	PCT	OFF	DEF	REB	AST	PF	DQ	STL	BLK	PTS	AVG
1972	3	20	2	7	.286	2	2	1.000	1	1	2	0	1	0	-	-	6	2.0
1973	2	24	4	8	.500	2	2	1.000	0	3	3	1	5	0	0	0	10	5.0
TOTALS	**5**	**44**	**6**	**15**	**.400**	**4**	**4**	**1.000**	**1**	**4**	**5**	**1**	**6**	**0**	**0**	**0**	**16**	**3.2**

Three-point field goals: '71-72, 0-1 (.000).

NATE ROBINSON

Height: 5-9 Weight: 180 Washington '05 Born May 31, 1985
Acquired: Signed as a free agent on July 26, 2013 Departed: Traded to Boston on Jan. 13, 2015

YEAR	GP	MIN	FGM	FGA	PCT	FTM	FTA	PCT	OFF	DEF	REB	AST	PF	DQ	STL	BLK	PTS	AVG
13-14	44	866	164	383	.428	71	85	.835	21	60	81	112	92	0	36	4	457	10.4
14-15	33	465	71	204	.348	26	40	.650	14	25	39	77	68	0	14	3	192	5.8
TOTALS	**77**	**1331**	**235**	**587**	**.400**	**97**	**125**	**.776**	**35**	**85**	**120**	**189**	**160**	**0**	**50**	**7**	**649**	**8.4**

Three-point field goals: '13-14, 58-154 (.377); '14-15, 24-92 (.261). Totals: 82-246 (.333)

DAVE ROBISCH

Height: 6-10 Weight: 240 Kansas '71 Born Dec. 22, 1949
Acquired: Drafted in the second round in 1971 Departed: Traded to Baltimore in 1975
Re-Acquired: By trade from Cleveland on Oct. 31, 1980 Departed: Waived on Dec. 13, 1983

YEAR	GP	MIN	FGM	FGA	PCT	FTM	FTA	PCT	OFF	DEF	REB	AST	PF	DQ	STL	BLK	PTS	AVG
71-72	84	2420	505	1133	.446	294	419	.702	287	517	804	201	251	6	-	-	1304	15.5
72-73	83	2647	521	1009	.516	309	409	.756	248	496	744	170	271	8	46	61	1351	16.3
73-74	84	2469	449	950	.473	318	411	.774	217	491	708	152	225	x	45	66	1216	14.5
74-75	84	1899	392	778	.504	304	346	.879	161	342	503	153	205	x	46	48	1088	13.0
80-81	73	1744	293	642	.456	200	247	.810	157	342	499	173	173	0	37	34	757	10.2
81-82	12	257	48	106	.453	48	55	.873	14	49	63	32	29	0	3	4	144	12.0
82-83	61	711	96	251	.382	92	118	.780	34	117	151	53	61	0	10	9	284	4.7
83-84	19	141	13	40	.325	11	13	.846	1	20	21	13	13	0	0	1	37	1.9
TOTALS	**500**	**11988**	**2317**	**4909**	**.472**	**1576**	**2018**	**.781**	**1119**	**2374**	**3493**	**947**	**1228**	**14**	**187**	**223**	**6181**	**12.7**

Three-point field goals: '71-72, 0-5 (.000); '72-73, 0-1 (.000); '74-75, 0-1 (.000); '82-83 0-1 (.000);. Totals: 0-8 (.000).

PLAYOFFS	GP	MIN	FGM	FGA	PCT	FTM	FTA	PCT	OFF	DEF	REB	AST	PF	DQ	STL	BLK	PTS	AVG
1972	7	288	50	138	.362	37	52	.712	32	67	99	15	25	0	-	-	137	19.6
1973	5	184	40	85	.471	21	31	.677	30	38	68	8	21	1	3	1	101	20.2
1975	13	354	73	151	.483	46	53	.868	27	48	75	22	31	x	11	8	192	14.8
1983	3	22	1	7	.143	0	2	.000	3	6	9	1	2	0	0	1	2	0.7
TOTALS	**28**	**848**	**164**	**381**	**.430**	**104**	**138**	**.754**	**92**	**159**	**251**	**46**	**79**	**1**	**14**	**10**	**432**	**15.4**

Three-point field goals: 0-0.

JOHN ROCHE

Height: 6-3 Weight: 170 South Carolina '71 Born Sept. 26, 1949
Acquired: Signed as a free agent on Jul. 27, 1979 Departed: Retired at end of '81-82 season

YEAR	GP	MIN	FGM	FGA	PCT	FTM	FTA	PCT	OFF	DEF	REB	AST	PF	DQ	STL	BLK	PTS	AVG
79-80	82	2286	354	741	.478	175	202	.866	24	91	115	405	139	0	82	12	932	11.4
80-81	26	611	82	179	.458	58	77	.753	5	32	37	140	44	0	17	8	231	8.9
81-82	39	501	68	150	.453	28	38	.737	4	19	23	89	40	0	15	2	187	4.8
TOTALS	**147**	**3398**	**504**	**1070**	**.471**	**261**	**317**	**.823**	**33**	**142**	**175**	**634**	**223**	**0**	**114**	**22**	**1350**	**9.2**

Three-point field goals: '79-80, 49-129(.380); '80-81, 9-27 (.333); '81-82; 23-52 (.442). Totals: 81-208 (.389).

RODNEY ROGERS

Height: 6-7 Weight: 255 Wake Forest '94 Born Jun. 20, 1971
Acquired: Drafted, No. 9 overall, in 1993 Departed: Traded to L.A. Clippers on Jun. 28, 1995

YEAR	GP	MIN	FGM	FGA	PCT	FTM	FTA	PCT	OFF	DEF	REB	AST	PF	DQ	STL	BLK	PTS	AVG
93-94	79	1406	239	545	.439	127	189	.672	90	136	226	101	195	3	63	48	640	8.1
94-95	80	2142	375	769	.488	179	275	.651	132	253	385	161	281	7	95	46	979	12.2
TOTALS	**159**	**3548**	**614**	**1314**	**.467**	**306**	**464**	**.659**	**222**	**389**	**611**	**262**	**476**	**10**	**158**	**94**	**1619**	**10.2**

Three-point field goals: '93-94, 35-92, (.380); '94-95, 50-148 (.338). Totals: 85-240 (.354).

PLAYOFFS	GP	MIN	FGM	FGA	PCT	FTM	FTA	PCT	OFF	DEF	REB	AST	PF	DQ	STL	BLK	PTS	AVG
1994	12	190	19	49	.388	17	27	.630	8	13	21	16	25	0	7	6	61	5.1
1995	3	76	12	22	.545	1	4	.250	1	11	12	5	13	1	3	4	26	8.7
TOTALS	**15**	**266**	**31**	**71**	**.437**	**18**	**31**	**.581**	**9**	**24**	**33**	**21**	**38**	**1**	**10**	**10**	**87**	**5.8**

Three-point field goals: '93-94, 6-19 (.315); '94-95, 1-4 (.250). Totals: 7-23 (.304).

ROY ROGERS

Height: 6-10 Weight: 235 Alabama '96 Born: Aug. 18, 1973
Acquired: Signed as a free agent on Oct. 1, 1999 Departed: Contract expired at end of '99-00 season

YEAR	GP	MIN	FGM	FGA	PCT	FTM	FTA	PCT	OFF	DEF	REB	AST	PF	DQ	STL	BLK	PTS	AVG
99-00	40	355	35	88	.398	19	41	.463	33	47	80	9	36	0	2	38	89	2.2

Three-point field goals: 0-0.

WILLIE ROGERS

Height: 6-3 Weight: 195 Oklahoma '68 Born Sept. 11, 1945

YEAR	GP	MIN	FGM	FGA	PCT	FTM	FTA	PCT	OFF	DEF	REB	AST	PF	DQ	STL	BLK	PTS	AVG
68-69	40	294	27	80	.338	31	52	.596	17	30	47	16	51	1	-	-	85	2.1

Three-point field goals: 0-3 (.000).

JALEN ROSE

Height: 6-8 Weight: 210 Michigan '95 Born Jan. 30, 1973
Acquired: Drafted, No. 13 overall, in 1994 Departed: Traded to Indiana on Jun. 13, 1996

YEAR	GP	MIN	FGM	FGA	PCT	FTM	FTA	PCT	OFF	DEF	REB	AST	PF	DQ	STL	BLK	PTS	AVG
94-95	81	1798	227	500	.454	173	234	.739	57	160	217	389	206	0	65	22	663	8.2
95-96	80	2134	290	604	.480	191	277	.690	46	214	260	495	229	3	53	39	803	10.0
TOTALS	**161**	**3932**	**517**	**1104**	**.468**	**364**	**511**	**.712**	**103**	**374**	**477**	**884**	**435**	**3**	**118**	**61**	**1466**	**9.1**

Three-point field goals: '94-95, 36-114 (.316); '95-96, 32-108 (.296). Totals: 68-222 (.306).

PLAYOFFS	GP	MIN	FGM	FGA	PCT	FTM	FTA	PCT	OFF	DEF	REB	AST	PF	DQ	STL	BLK	PTS	AVG
1995	3	99	13	28	.464	3	5	.600	4	7	11	18	9	0	3	2	30	10.0

Three-point field goals: 1-4 (.250).

BRYON RUSSELL

Height: 6-7 Weight: 225 Long Beach State '93 Born Dec. 31, 1970
Acquired: Signed as a free agent on Oct. 5, 2005 Departed: Traded to Seattle on Feb. 23, 2006

YEAR	GP	MIN	FGM	FGA	PCT	FTM	FTA	PCT	OFF	DEF	REB	AST	PF	DQ	STL	BLK	PTS	AVG
04-05	70	1026	95	252	.377	61	77	.792	50	122	172	72	130	0	44	11	307	4.4
05-06	1	3	0	0	---	0	0	---	0	1	1	1	0	0	0	0	0	0.0
TOTALS	**71**	**1029**	**95**	**252**	**.377**	**61**	**77**	**.792**	**50**	**123**	**173**	**73**	**130**	**0**	**44**	**11**	**307**	**4.4**

Three-point field goals: '04-05, 56-149 (.376); '05-06, 0-0 (---). Totals: 56-149 (.376).

PLAYOFFS	GP	MIN	FGM	FGA	PCT	FTM	FTA	PCT	OFF	DEF	REB	AST	PF	DQ	STL	BLK	PTS	AVG
2005	3	9	0	1	.000	3	3	1.000	0	0	0	0	0	0	0	0	3	1.0

Three-point field goals: 1-4 (.250).

CHEIKH SAMB

Height: 7-1 Weight: 245 Senegal Born: Oct. 22, 1984
Acquired: By trade from Detroit on Nov. 3, 2008 Departed: By trade to L.A. Clippers on Jan. 5, 2009

YEAR	GP	MIN	FGM	FGA	PCT	FTM	FTA	PCT	OFF	DEF	REB	AST	PF	DQ	STL	BLK	PTS	AVG
08-09	6	24	2	13	.154	0	0	---	2	7	9	1	4	0	2	5	4	0.7

Three-point field goals: 0-1 (.000).

JAMAL SAMPSON

Height: 6-11 Weight: 235 California Born May 15, 1983
Acquired: Signed as a free agent on Jul. 28, 2006 Departed: Contract expired at end of '06-07 season

YEAR	GP	MIN	FGM	FGA	PCT	FTM	FTA	PCT	OFF	DEF	REB	AST	PF	DQ	STL	BLK	PTS	AVG
06-07	22	125	9	14	.643	6	14	.429	15	33	48	5	17	0	2	7	24	1.1

Three-point field goals: 0-0.

KENNY SATTERFIELD

Height: 6-2 Weight: 170 Cincinnati '03 Born Apr. 10, 1981
Acquired: By trade from Dallas on Sept. 24, 2001 Departed: Waived on Dec. 18, 2002

YEAR	GP	MIN	FGM	FGA	PCT	FTM	FTA	PCT	OFF	DEF	REB	AST	PF	DQ	STL	BLK	PTS	AVG
01-02	36	560	73	199	.367	36	46	.783	17	35	52	108	43	0	31	1	189	5.3
02-03	22	420	51	165	.309	16	23	.696	12	23	35	53	30	0	18	2	123	5.6
TOTALS	**58**	**980**	**124**	**364**	**.341**	**52**	**69**	**.754**	**29**	**58**	**87**	**161**	**73**	**0**	**49**	**3**	**312**	**5.4**

Three-point field goals: '01-02, 7-27 (.259); '02-03, 5-28 (.179). Totals: 12-55 (.218).

PREDRAG SAVOVIC

Height: 6-6 Weight: 225 Hawaii '02 Born: May 21, 1976
Acquired: Signed as a free agent on July 18, 2002 Departed: Waived on Aug. 4, 2003

YEAR	GP	MIN	FGM	FGA	PCT	FTM	FTA	PCT	OFF	DEF	REB	AST	PF	DQ	STL	BLK	PTS	AVG
02-03	27	256	29	93	.312	21	29	.724	9	16	25	22	33	0	14	1	83	3.1

Three-point field goals: 4-26 (.154).

DAN SCHAYES

Height: 6-11 Weight: 245 Syracuse '81 Born May 10, 1959
Acquired: By trade from Utah on Feb. 7, 1982 Departed: Traded to Milwaukee on Aug. 1, 1990

YEAR	GP	MIN	FGM	FGA	PCT	FTM	FTA	PCT	OFF	DEF	REB	AST	PF	DQ	STL	BLK	PTS	AVG
82-83	32	646	111	235	.472	71	100	.710	63	123	186	40	109	1	15	58	293	9.2
83-84	82	1420	183	371	.493	215	272	.790	145	288	433	91	308	5	32	60	581	7.1
84-85	56	542	60	129	.465	79	97	.814	48	96	144	38	98	2	20	25	199	3.6
85-86	80	1654	221	440	.502	216	278	.777	154	285	439	79	298	7	42	63	658	8.2
86-87	76	1556	210	405	.519	229	294	.779	120	260	380	85	266	5	20	74	649	8.5
87-88	81	2166	361	668	.540	407	487	.836	200	462	662	106	323	9	62	92	1129	13.9
88-89	76	1918	317	607	.522	332	402	.826	142	358	500	105	320	8	42	81	969	12.8
89-90	53	1194	163	330	.494	225	264	.852	117	225	342	61	200	7	41	45	551	10.4
TOTALS	**536**	**11096**	**1626**	**3185**	**.511**	**1774**	**2194**	**.809**	**989**	**2097**	**3086**	**605**	**1922**	**44**	**274**	**498**	**5029**	**9.4**

Three-point field goals: '82-83, 0-1 (.000); '83-84, 0-2 (.000); '85-86, 0-1 (.000); '87-88, 0-2 (.000); '88-89, 3-9 (.333); '89-90, 0-4 (.000). Totals: 3-19 (.159).

PLAYOFFS	GP	MIN	FGM	FGA	PCT	FTM	FTA	PCT	OFF	DEF	REB	AST	PF	DQ	STL	BLK	PTS	AVG
1983	8	163	21	43	.488	15	15	1.000	11	29	40	14	25	0	2	5	57	7.1
1984	5	81	11	18	.611	6	8	.750	3	21	24	4	20	0	4	3	28	5.6
1985	9	118	11	26	.423	14	20	.700	8	22	30	12	22	0	3	4	36	4.0
1986	10	295	46	86	.535	24	30	.800	34	48	82	9	37	1	4	17	116	11.6
1987	3	75	12	17	.706	6	9	.667	6	11	17	2	10	0	1	2	30	10.0
1988	11	314	55	88	.625	70	83	.843	30	49	79	18	46	1	3	10	180	16.4
1989	2	36	1	7	.143	6	8	.750	2	9	11	1	4	0	1	1	8	4.0
TOTALS	**48**	**1082**	**157**	**285**	**.551**	**141**	**175**	**.806**	**94**	**189**	**283**	**60**	**162**	**2**	**18**	**42**	**455**	**9.5**

Three-point field goals: 0-0.

STEVE SCHEFFLER

Height: 6-9 Weight: 250 Purdue '90 Born Sept. 3, 1967
Acquired: Signed for the remainder of the season on Mar. 31, 1992 Departed: Contract expired at end of '91-92 season

YEAR	GP	MIN	FGM	FGA	PCT	FTM	FTA	PCT	OFF	DEF	REB	AST	PF	DQ	STL	BLK	PTS	AVG
91-92	7	46	4	7	.571	4	6	.667	8	3	11	0	8	0	3	0	12	1.7

Three-point field goals: 0-0.

CHARLES SCOTT

Height: 6-6 Weight: 175 North Carolina '71 Born Dec. 15, 1948
Acquired: By trade from Los Angeles on Jun. 26, 1978 Departed: Contract expired at end of '79-80 season

YEAR	GP	MIN	FGM	FGA	PCT	FTM	FTA	PCT	OFF	DEF	REB	AST	PF	DQ	STL	BLK	PTS	AVG
78-79	79	2617	393	854	.460	161	215	.749	54	156	210	428	284	12	78	30	947	12.0
79-80	69	1860	276	688	.401	85	118	.720	51	115	166	250	197	3	47	23	639	9.3
TOTALS	**148**	**4477**	**669**	**1542**	**.434**	**246**	**333**	**.739**	**105**	**271**	**376**	**678**	**481**	**15**	**125**	**53**	**1586**	**10.7**

Three-point field goals: '79-80, 2-11 (.182).

PLAYOFFS	GP	MIN	FGM	FGA	PCT	FTM	FTA	PCT	OFF	DEF	REB	AST	PF	DQ	STL	BLK	PTS	AVG
1979	3	104	20	42	.476	8	14	.571	2	12	14	10	11	0	2	2	48	16.0

SHAWNELLE SCOTT

Height: 6-11 Weight: 250 St. John's '94 Born Jun. 16, 1972
Acquired: Signed as a free agent on Oct. 13, 2001 Departed: Waived on Jan. 6, 2002

YEAR	GP	MIN	FGM	FGA	PCT	FTM	FTA	PCT	OFF	DEF	REB	AST	PF	DQ	STL	BLK	PTS	AVG
01-02	21	252	37	75	.493	8	20	.400	53	50	103	8	49	0	3	6	82	3.9

Three-point field goals: 0-0.

DON SIDLE

Height: 6-9 Weight: 215 Oklahoma '68 Born Jun. 21, 1946
Acquired: By trade from Miami in Jun. 1970 Departed: Traded to Indiana in Feb. 1971

YEAR	GP	MIN	FGM	FGA	PCT	FTM	FTA	PCT	OFF	DEF	REB	AST	PF	DQ	STL	BLK	PTS	AVG
70-71	54	1623	339	694	.488	192	257	.747	213	275	488	66	167	0	-	-	870	16.1

Three-point field goals: 0-5 (.000).

PAUL SILAS

Height: 6-7 Weight: 220 Creighton '63 Born Jul. 12, 1943
Acquired: By trade from Boston on Oct. 20, 1976 Departed: Traded to Seattle on May 24, 1977

YEAR	GP	MIN	FGM	FGA	PCT	FTM	FTA	PCT	OFF	DEF	REB	AST	PF	DQ	STL	BLK	PTS	AVG
76-77	81	1959	206	572	.360	170	255	.667	236	370	606	132	183	0	58	23	582	7.2
PLAYOFFS	**GP**	**MIN**	**FGM**	**FGA**	**PCT**	**FTM**	**FTA**	**PCT**	**OFF**	**DEF**	**REB**	**AST**	**PF**	**DQ**	**STL**	**BLK**	**PTS**	**AVG**
1977	6	141	14	33	.424	13	24	.542	16	24	40	16	23	1	1	4	41	6.8

GRANT SIMMONS

Height: 6-3 Weight: 190 Nebraska '66 Born Mar. 7, 1943

YEAR	GP	MIN	FGM	FGA	PCT	FTM	FTA	PCT	OFF	DEF	REB	AST	PF	DQ	STL	BLK	PTS	AVG
67-68	78	2264	292	688	.424	208	295	.705	-	-	240	182	236	3	-	-	793	10.2
68-69	17	252	22	59	.373	20	29	.690	6	20	26	15	42	2	-	-	65	3.8
TOTALS	**95**	**2516**	**314**	**747**	**.420**	**228**	**324**	**.704**	**-**	**-**	**266**	**197**	**278**	**5**	**-**	**-**	**858**	**9.0**

Three-point field goals: '67-68, 1-22 (.045); '68-69, 1-2 (.500). Totals: 2-24 (.083).

PLAYOFFS	GP	MIN	FGM	FGA	PCT	FTM	FTA	PCT	OFF	DEF	REB	AST	PF	DQ	STL	BLK	PTS	AVG
1968	5	145	13	36	.361	12	16	.750	-	-	22	15	20	1	-	-	38	7.6
1969	2	9	0	1	.000	0	0	---	0	0	0	0	1	0	-	-	0	0.0
TOTALS	**7**	**154**	**13**	**37**	**.351**	**12**	**16**	**.750**	**-**	**-**	**22**	**15**	**21**	**1**	**-**	**-**	**38**	**5.4**

Three-point field goals: 1968, 0-1 (.000).

RALPH SIMPSON

Height: 6-5 Weight: 200 Michigan State '70 Born Aug. 10, 1949
Acquired: Drafted in the first round in 1971 Departed: Traded to Detroit on Oct. 20, 1976
Re-Acquired: By trade from Detroit on Feb. 1, 1978 Departed: Traded to Philadelphia on Aug. 16, 1978

YEAR	GP	MIN	FGM	FGA	PCT	FTM	FTA	PCT	OFF	DEF	REB	AST	PF	DQ	STL	BLK	PTS	AVG
70-71	81	1820	460	1108	.415	215	285	.754	125	106	231	168	152	1	-	-	1152	14.2
71-72	84	3006	920	2000	.460	457	568	.805	171	227	398	258	244	3	-	-	2300	27.4
72-73	81	2589	732	1670	.438	421	556	.757	140	231	371	222	241	2	127	11	1890	23.3
73-74	75	2244	597	1395	.428	208	276	.754	113	213	326	191	190	x	103	12	1404	18.7
74-75	82	2863	694	1374	.505	303	402	.754	108	283	391	442	214	x	166	19	1692	20.6
75-76	84	3121	619	1211	.511	273	350	.780	121	333	454	597	183	x	153	23	1515	18.0
77-78	32	584	73	230	.317	31	40	.775	26	49	75	72	42	0	43	4	177	4.4
TOTALS	**519**	**16227**	**4095**	**8988**	**.456**	**1908**	**2477**	**.770**	**804**	**1442**	**2246**	**1950**	**1266**	**6**	**592**	**69**	**10130**	**19.5**

Three-point field goals: '70-71, 17-60 (.283); '71-72, 3-22 (.136); '72-73, 5-24 (.208); '73-74, 2-24 (.083); '74-75, 1-12 (.083); '75-76, 4-24 (.167). Totals: 32-166 (.193).

PLAYOFFS	GP	MIN	FGM	FGA	PCT	FTM	FTA	PCT	OFF	DEF	REB	AST	PF	DQ	STL	BLK	PTS	AVG
1972	7	291	70	162	.432	47	57	.825	14	17	31	24	21	0	-	-	187	26.7
1973	5	197	51	138	.370	28	37	.757	8	16	24	14	20	1	3	1	132	26.4
1975	13	471	102	241	.477	53	68	.779	18	47	67	74	30	x	22	3	258	19.9
1976	13	542	99	217	.456	58	64	.906	17	44	61	73	33	x	21	4	257	19.8
1978	13	225	43	95	.453	16	23	.696	5	14	19	38	20	0	4	2	102	7.8
TOTALS	**51**	**1546**	**365**	**826**	**.442**	**202**	**249**	**.811**	**62**	**138**	**200**	**223**	**124**	**1**	**50**	**10**	**936**	**18.4**

Three-point field goals: 1972, 0-2 (.000); 1973, 2-6 (.333); 1975, 1-6 (.167); 1976, 1-2 (.500). Totals: 4-16 (.250).

REGGIE SLATER

Height: 6-7 Weight: 250 Wyoming '92 Born Aug. 27, 1970
Acquired: Signed as a free agent on Aug. 2, 1994 Departed: Selected by Vancouver in 1995 Expansion Draft
Re-Acquired: Signed as a free agent on Dec. 26, 1995 Departed: Waived on Jan. 5, 1996

YEAR	GP	MIN	FGM	FGA	PCT	FTM	FTA	PCT	OFF	DEF	REB	AST	PF	DQ	STL	BLK	PTS	AVG
94-95	25	236	40	81	.494	40	55	.727	21	36	57	12	47	0	7	3	120	4.8
95-96	4	26	6	11	.545	2	5	.400	3	4	7	2	4	0	1	1	14	3.5
TOTALS	**29**	**262**	**46**	**92**	**.500**	**42**	**60**	**.700**	**24**	**40**	**64**	**14**	**51**	**0**	**8**	**4**	**134**	**4.6**

Three-point field goals: 0-0.

AL SMITH

Height: 6-1 Weight: 195 Bradley '71 Born Jan. 15, 1947
Acquired: Drafted in the fourth round in 1971 Departed: Traded to Utah on Sept. 18, 1974

YEAR	GP	MIN	FGM	FGA	PCT	FTM	FTA	PCT	OFF	DEF	REB	AST	PF	DQ	STL	BLK	PTS	AVG
71-72	83	1764	292	675	.433	153	211	.725	85	141	226	249	244	4	-	-	769	9.3
72-73	83	2343	315	767	.411	272	352	.773	68	146	214	477	295	7	74	11	919	11.1
73-74	76	2435	311	779	.399	187	242	.773	56	185	241	619	257	x	100	7	831	10.9
TOTALS	**242**	**6542**	**918**	**2221**	**.413**	**612**	**805**	**.760**	**209**	**472**	**681**	**1345**	**796**	**11**	**174**	**18**	**2519**	**10.4**

Three-point field goals: '71-72, 32-107 (.299); '72-73, 17-90 (.189); '73-74, 22-72 (.306). Totals: 71-269 (.264).

PLAYOFFS	GP	MIN	FGM	FGA	PCT	FTM	FTA	PCT	OFF	DEF	REB	AST	PF	DQ	STL	BLK	PTS	AVG
1972	7	99	12	27	.444	4	5	.800	3	15	18	7	14	0	-	-	30	4.3
1973	5	185	15	54	.278	18	20	.900	10	15	25	26	17	0	4	0	48	9.6
TOTALS	**12**	**284**	**27**	**81**	**.333**	**22**	**25**	**.880**	**13**	**30**	**43**	**33**	**31**	**0**	**4**	**0**	**78**	**6.5**

Three-point field goals: 1972, 2-3 (.667); 1973, 0-2 (.000). Totals: 2-5 (.400).

CHARLES SMITH

Height: 6-4 Weight: 200 New Mexico '97 Born Aug. 22, 1975
Acquired: By trade from Portland on Feb. 23, 2006 Departed: Waived on Mar. 1, 2006

YEAR	GP	MIN	FGM	FGA	PCT	FTM	FTA	PCT	OFF	DEF	REB	AST	PF	DQ	STL	BLK	PTS	AVG
05-06	1	2	0	1	.000	0	0	---	0	0	0	0	1	0	0	0	0	0.0

Three-point field goals: 0-1 (.000).

J.R. SMITH

Height: 6-6 Weight: 220 St. Benedict's Prep (New Jersey) '04 Born Sept. 8, 19485
Acquired: By trade from Chicago on July 20, 2006 Departed: Contract expired at end of 2010-11 season

YEAR	GP	MIN	FGM	FGA	PCT	FTM	FTA	PCT	OFF	DEF	REB	AST	PF	DQ	STL	BLK	PTS	AVG
06-07	63	1471	284	644	.441	102	126	.810	30	113	143	91	147	1	49	9	819	13.0
07-08	74	1420	311	674	.461	128	178	.719	43	109	152	128	144	0	62	12	907	12.3
08-09	81	2244	424	950	.446	205	272	.754	43	254	297	227	190	1	78	14	1233	15.2
09-10	75	2081	428	1033	.414	142	201	.706	28	206	234	183	174	1	99	20	1156	15.4
10-11	79	1967	341	784	.435	163	221	.738	45	277	322	175	173	0	92	16	969	12.3
TOTALS	**372**	**9183**	**1788**	**4085**	**.438**	**740**	**998**	**.741**	**189**	**959**	**1148**	**804**	**828**	**3**	**380**	**71**	**5084**	**13.7**

Three-point field goals: '06-07, 149-382 (.390); '07-08, 157-390 (.403); '08-09, 180-453 (.397); '09-10, 158-467 (.338); '10-11, 124-318 (.390). Totals: 768-2010 (.382).

PLAYOFFS	GP	MIN	FGM	FGA	PCT	FTM	FTA	PCT	OFF	DEF	REB	AST	PF	DQ	STL	BLK	PTS	AVG
2007	4	46	6	22	.273	6	6	1.000	1	8	9	2	6	0	4	1	18	4.5
2008	4	107	23	43	.535	7	22	.833	1	6	7	7	12	1	4	0	73	18.3
2009	16	434	88	194	.454	25	46	.543	11	42	53	45	26	0	17	4	239	14.9
2010	6	159	21	57	.368	14	16	.875	5	18	23	10	17	0	4	2	67	11.2
2011	5	76	16	45	.356	8	11	.727	1	9	10	5	8	0	2	0	49	9.8
TOTALS	**35**	**825**	**154**	**361**	**.427**	**73**	**103**	**.709**	**19**	**83**	**102**	**69**	**94**	**1**	**31**	**7**	**446**	**12.7**

Three-point field goals: 2007, 0-12 (.000); 2008, 7-22 (.318); 2009, 38-106 (.358); 2010, 11-31 (.355); 2011, 9-21 (.429). Totals: 65-192 (.339).

JOE SMITH

Height: 6-10 Weight: 225 Maryland '95 Born Jul. 26, 1975
Acquired: By trade from Milwaukee on Aug. 10, 2006 Departed: Traded to Philadelphia on Dec. 19, 2006

YEAR	GP	MIN	FGM	FGA	PCT	FTM	FTA	PCT	OFF	DEF	REB	AST	PF	DQ	STL	BLK	PTS	AVG
06-07	11	148	23	48	.479	10	12	.833	13	27	40	3	23	0	6	7	56	5.1

Three-point field goals: 0-1 (.000).

KENNY SMITH

Height: 6-3 Weight: 179 North Carolina '87 Born Mar. 8, 1965
Acquired: Signed for the remainder of the season on Mar. 3, 1997 Departed: Contract expired at end of '96-97 season

YEAR	GP	MIN	FGM	FGA	PCT	FTM	FTA	PCT	OFF	DEF	REB	AST	PF	DQ	STL	BLK	PTS	AVG
96-97	33	654	87	206	.422	35	41	.854	3	34	37	102	25	0	18	0	260	7.9

Three-point field goals: 51-120 (.425).

OTIS SMITH

Height: 6-5 Weight: 210 Jacksonville '86 Born Jan. 30, 1964
Acquired: Drafted, No. 41 overall, in 1986 Departed: Traded to Golden State on Dec. 2, 1987

YEAR	GP	MIN	FGM	FGA	PCT	FTM	FTA	PCT	OFF	DEF	REB	AST	PF	DQ	STL	BLK	PTS	AVG
86-87	28	168	33	79	.418	12	21	.571	17	17	34	22	30	0	1	1	78	2.8
87-88	15	191	37	93	.398	21	28	.750	16	14	30	11	23	0	5	6	95	6.3
TOTALS	**43**	**359**	**70**	**172**	**.406**	**33**	**49**	**.673**	**33**	**31**	**64**	**33**	**53**	**0**	**6**	**7**	**173**	**4.0**

Three-point field goals: '86-87, 0-2 (.000).

PLAYOFFS	GP	MIN	FGM	FGA	PCT	FTM	FTA	PCT	OFF	DEF	REB	AST	PF	DQ	STL	BLK	PTS	AVG
1987	3	19	2	6	.333	6	9	.667	1	4	5	4	1	0	0	2	10	3.3

Three-point field goals: 0-0.

ROBERT SMITH

Height: 5-11 Weight: 165 UNLV '77 Born Mar. 10, 1955
Acquired: Signed as a free agent on Aug. 11, 1977 Departed: Waived on Jan. 30, 1978
Re-Acquired: Re-Signed on Feb. 8, 1978 Departed: Traded to Utah on Oct. 9, 1979

YEAR	GP	MIN	FGM	FGA	PCT	FTM	FTA	PCT	OFF	DEF	REB	AST	PF	DQ	STL	BLK	PTS	AVG
77-78	45	378	50	97	.515	21	24	.875	6	30	36	39	52	0	18	3	121	2.7
78-79	82	1479	184	436	.422	159	180	.883	41	105	146	208	165	1	58	13	527	6.4
TOTALS	**127**	**1857**	**234**	**533**	**.439**	**180**	**204**	**.882**	**47**	**135**	**182**	**247**	**217**	**1**	**76**	**16**	**648**	**5.1**
PLAYOFFS	**GP**	**MIN**	**FGM**	**FGA**	**PCT**	**FTM**	**FTA**	**PCT**	**OFF**	**DEF**	**REB**	**AST**	**PF**	**DQ**	**STL**	**BLK**	**PTS**	**AVG**
1978	11	96	17	26	.654	5	7	.714	5	4	9	17	13	0	6	0	39	3.5
1979	3	25	0	7	.000	2	2	1.000	1	1	2	4	2	0	2	0	2	0.7
TOTALS	**14**	**121**	**17**	**33**	**.515**	**7**	**9**	**.778**	**5**	**5**	**11**	**21**	**15**	**0**	**8**	**0**	**41**	**2.9**

ELMORE SPENCER

Height: 7-0 Weight: 270 UNLV '92 Born Dec. 6, 1969
Acquired: By trade from L.A. Clippers on Sept. 19, 1995 Departed: Waived on Dec. 12, 1995

YEAR	GP	MIN	FGM	FGA	PCT	FTM	FTA	PCT	OFF	DEF	REB	AST	PF	DQ	STL	BLK	PTS	AVG
95-96	6	21	0	1	.000	0	0	----	1	3	4	0	8	1	0	3	0	0.0

Three-point field goals: 0-0.

BRYANT STITH

Height: 6-5 Weight: 210 Virginia '92 Born Dec. 10, 1970
Acquired: Drafted, No. 13 overall, in 1992 Departed: Traded to Boston on Oct. 16, 2000

YEAR	GP	MIN	FGM	FGA	PCT	FTM	FTA	PCT	OFF	DEF	REB	AST	PF	DQ	STL	BLK	PTS	AVG
92-93	39	865	124	278	.446	99	119	.832	39	85	124	49	82	0	24	5	347	8.9
93-94	82	2853	365	811	.450	291	351	.829	119	230	349	199	165	0	116	18	1023	12.5
94-95	81	2329	312	661	.472	267	324	.824	95	173	268	153	142	0	91	18	911	11.2
95-96	82	2810	379	911	.416	320	379	.844	125	275	400	241	187	3	114	16	1119	13.6
96-97	52	1788	251	603	.416	202	234	.863	74	143	217	133	119	1	60	20	774	14.9
97-98	31	718	75	225	.333	75	86	.872	15	50	65	50	52	0	21	8	235	7.6
98-99	46	1194	114	290	.393	61	71	.859	30	77	107	82	65	0	28	15	320	7.0
99-00	45	691	86	189	.455	64	77	.831	23	61	84	61	56	0	18	12	253	5.6
TOTALS	**458**	**13248**	**1706**	**3968**	**.430**	**1379**	**1641**	**.840**	**520**	**1094**	**1614**	**968**	**868**	**4**	**472**	**110**	**4982**	**10.9**

Three-point field goals: '92-93, 0-4 (.000); '93-94, 2-9 (.222); '94-95, 20-68 (.294); '95-96, 41-148 (.277); '96-97, 70-182 (.385); '97-98, 10-48 (.208); '98-99, 31-106 (.292); '99-00, 7-56 (.304). Totals: 191-621 (.308).

PLAYOFFS	GP	MIN	FGM	FGA	PCT	FTM	FTA	PCT	OFF	DEF	REB	AST	PF	DQ	STL	BLK	PTS	AVG
1994	12	413	43	102	.422	50	60	.833	23	33	56	26	23	0	11	2	136	11.3
1995	3	85	17	32	.531	15	19	.789	3	6	9	7	7	0	1	1	50	16.7
TOTALS	**15**	**498**	**60**	**134**	**.448**	**65**	**79**	**.823**	**26**	**39**	**65**	**33**	**30**	**0**	**12**	**3**	**186**	**12.4**

Three-point field goals: 1994, 0-1 (.000); 1995, 1-6 (.167). Totals: 1-7 (.143).

JARNELL STOKES

Height: 6-9 Weight: 263 Tennessee '14 Born Jan. 7, 1994
Acquired: Signed as a free agent on Sep. 7, 2016 Departed: Waived on Nov. 15, 2016

YEAR	GP	MIN	FGM	FGA	PCT	FTM	FTA	PCT	OFF	DEF	REB	AST	PF	DQ	STL	BLK	PTS	AVG
16-17	2	7	1	1	1.000	1	2	.500	1	1	2	2	3	0	1	0	0	1.5

Three-point field goals: 0-0 (.000).

JULYAN STONE

Height: 6-7 Weight: 200 UTEP '11 Born Oct. 10, 1988
Acquired: Signed as undrafted free agent on Dec. 9, 2011 Departed: Contract expired at end of 2012-13 season

YEAR	GP	MIN	FGM	FGA	PCT	FTM	FTA	PCT	OFF	DEF	REB	AST	PF	DQ	STL	BLK	PTS	AVG
11-12	22	179	13	31	.419	8	11	.727	5	20	25	37	18	0	8	6	36	1.6
12-13	4	28	2	2	1.000	3	4	.750	2	1	3	2	4	0	1	0	7	1.8
TOTALS	**26**	**207**	**15**	**33**	**.455**	**11**	**15**	**.733**	**7**	**21**	**28**	**39**	**22**	**0**	**9**	**6**	**43**	**1.8**

Three-point field goals: '11-12,2-11 (.182); '12-13, 0-0 (---). Totals: 2-11 (.182).

PLAYOFFS	GP	MIN	FGM	FGA	PCT	FTM	FTA	PCT	OFF	DEF	REB	AST	PF	DQ	STL	BLK	PTS	AVG
2012	2	5	1	2	.500	0	0	---	1	0	1	2	0	0	0	0	2	1.0
2013	2	13	0	0	---	2	2	1.000	0	0	0	1	3	0	0	0	2	1.0
TOTALS	**4**	**18**	**1**	**2**	**.500**	**2**	**2**	**1.000**	**1**	**0**	**1**	**3**	**3**	**0**	**0**	**0**	**4**	**1.0**

Three-point field goals: 0-0 (---).

MARK STRICKLAND

Height: 6-10 Weight: 220 Temple '92 Born Jul. 14, 1970
Acquired: By trade from Miami on Jun. 27, 2000 Departed: Waived on Mar. 22, 2001

YEAR	GP	MIN	FGM	FGA	PCT	FTM	FTA	PCT	OFF	DEF	REB	AST	PF	DQ	STL	BLK	PTS	AVG
00-01	46	517	82	185	.443	37	59	.627	43	77	120	17	58	0	12	19	201	4.4

Three-point field goals: 0-1 (.000).

LEVERN TART

Height: 6-3 Weight: 196 Bradley '64 Born Jun. 1, 1942
Acquired: By trade from Houston on Feb. 12, 1969 Departed: Sold to New York on Jun. 26, 1969

YEAR	GP	MIN	FGM	FGA	PCT	FTM	FTA	PCT	OFF	DEF	REB	AST	PF	DQ	STL	BLK	PTS	AVG
68-69	20	345	56	159	.352	42	56	.750	25	26	51	44	40	1	-	-	154	7.7

Three-point field goals: 0-2 (.000).

BRIAN TAYLOR

Height: 6-2 Weight: 185 Princeton '73 Born Jun. 9, 1951
Acquired: By trade from Kansas City on May 25, 1977 Departed: Left team on Jan. 16, 1978

YEAR	GP	MIN	FGM	FGA	PCT	FTM	FTA	PCT	OFF	DEF	REB	AST	PF	DQ	STL	BLK	PTS	AVG
77-78	39	1222	182	403	.452	88	115	.765	30	68	98	132	120	1	71	9	452	11.6

JOHNNY TAYLOR

Height: 6-9 Weight: 220 Tennessee-Chattanooga '97 Born Jun. 4, 1974
Acquired: By trade from Orlando on Jan. 21, 1999 Departed: Traded to Orlando on Feb. 1, 2000

YEAR	GP	MIN	FGM	FGA	PCT	FTM	FTA	PCT	OFF	DEF	REB	AST	PF	DQ	STL	BLK	PTS	AVG
98-99	36	724	82	198	.414	17	23	.739	30	71	101	24	97	1	28	17	207	5.8
99-00	1	5	0	2	.000	0	0	----	0	1	1	0	1	0	0	0	0	0.0
TOTALS	**37**	**729**	**82**	**200**	**.410**	**17**	**23**	**.739**	**30**	**72**	**102**	**24**	**98**	**1**	**28**	**17**	**207**	**5.8**

Three-point field goals: '98-99, 26-68 (.382); '99-00, 0-0. Totals: 26-68 (.382).

ROLAND "FATTY" TAYLOR

Height: 6-0 Weight: 175 LaSalle '69 Born Mar. 13, 1946
Departed: Traded to Virginia in 1975
Re-Acquired: By trade from Philadelphia on Aug. 5, 1976 Departed: Waived on Oct. 17, 1977

YEAR	GP	MIN	FGM	FGA	PCT	FTM	FTA	PCT	OFF	DEF	REB	AST	PF	DQ	STL	BLK	PTS	AVG
74-75	76	2018	251	586	.428	129	172	.750	85	136	221	337	238	x	172	16	637	8.4
76-77	79	1548	132	314	.420	37	65	.569	90	121	211	288	202	0	132	9	301	3.8
TOTALS	**155**	**3566**	**383**	**900**	**.426**	**166**	**237**	**.700**	**175**	**257**	**432**	**632**	**440**	**0**	**304**	**25**	**938**	**6.1**

Three-point field goals: '74-75, 6-21 (.286).

PLAYOFFS	GP	MIN	FGM	FGA	PCT	FTM	FTA	PCT	OFF	DEF	REB	AST	PF	DQ	STL	BLK	PTS	AVG
1975	13	275	29	64	.453	15	19	.789	16	22	38	37	36	x	27	2	73	5.6
1977	1	1	0	0	---	0	0	---	0	0	0	0	0	0	0	0	0	0.0
TOTALS	**14**	**276**	**29**	**64**	**.453**	**15**	**19**	**.789**	**16**	**22**	**38**	**37**	**36**	**0**	**27**	**2**	**73**	**5.2**

Three-point field goals: 1975, 0-1 (.000).

CLAUDE TERRY

Height: 6-5 Weight: 195 Stanford '72 Born Jan. 12, 1950
Acquired: Drafted in the second round in 1972

YEAR	GP	MIN	FGM	FGA	PCT	FTM	FTA	PCT	OFF	DEF	REB	AST	PF	DQ	STL	BLK	PTS	AVG
72-73	68	667	120	285	.421	74	114	.649	45	30	75	62	111	0	24	0	324	4.8
73-74	60	587	113	255	.443	60	69	.870	26	45	71	73	64	x	12	3	300	5.0
74-75	70	989	193	364	.530	70	92	.760	57	83	140	111	82	x	33	2	466	6.7
75-76	79	1349	232	500	.464	80	89	.899	42	110	152	146	116	x	40	5	557	7.1
TOTALS	**277**	**3592**	**658**	**1404**	**.469**	**284**	**364**	**.780**	**170**	**268**	**438**	**392**	**373**	**0**	**109**	**10**	**1647**	**5.9**

Three-point field goals: '72-73, 10-24 (.417); '73-74, 14-35 (.400); '74-75, 10-25 (.400); '75-76, 13-55 (.236). Totals: 47-139 (.338).

PLAYOFFS	GP	MIN	FGM	FGA	PCT	FTM	FTA	PCT	OFF	DEF	REB	AST	PF	DQ	STL	BLK	PTS	AVG
1973	4	36	2	9	.222	1	1	1.000	1	2	3	2	5	0	2	0	5	1.3
1975	12	135	23	58	.397	3	5	.600	5	8	13	13	18	x	1	1	50	4.2
1976	12	159	18	50	.360	13	17	.765	4	17	21	17	15	x	7	1	49	4.1
TOTALS	**28**	**330**	**43**	**117**	**.368**	**17**	**23**	**.739**	**10**	**27**	**37**	**32**	**38**	**0**	**10**	**2**	**104**	**3.7**

Three-point field goals: 1973, 0-2 (.000); 1975, 1-10 (.100); 1976, 0-7 (.000). Totals: 1-19 (.053).

FLOYD THEARD

Height: 6-1 Weight: 170 Kentucky State '69 Born Sept. 5, 1944

YEAR	GP	MIN	FGM	FGA	PCT	FTM	FTA	PCT	OFF	DEF	REB	AST	PF	DQ	STL	BLK	PTS	AVG
69-70	25	406	39	113	.345	18	28	.643	8	43	51	44	49	1	-	-	96	3.8

Three-point field goals: 0-1 (.000).

ISAIAH THOMAS

Height: 5-9 Weight: 185 Washington '11 Born Feb. 7, 1989
Acquired: Signed as a free agent on Jul. 16, 2018 Departed: Contract expired at the end of the '18-19 season

YEAR	GP	MIN	FGM	FGA	PCT	FTM	FTA	PCT	OFF	DEF	REB	AST	PF	DQ	STL	BLK	PTS	AVG
18-19	12	181	34	99	.343	17	27	.630	5	8	13	23	17	0	5	1	97	8.1

Three-point field goals: '18-19, 12-43 (.279).

WILLIS "LEFTY" THOMAS

Height: 6-2 Weight: 185 Tennessee State '67 Born in 1937
Departed: Traded Anaheim in Dec., 1967

YEAR	GP	MIN	FGM	FGA	PCT	FTM	FTA	PCT	OFF	DEF	REB	AST	PF	DQ	STL	BLK	PTS	AVG
67-68	24	542	136	305	.446	22	32	.688	-	-	58	25	45	1	-	-	294	12.3

Three-point field goals: 0-2 (.000).

BROOKS THOMPSON

Height: 6-4 Weight: 195 Oklahoma State '94 Born Jul. 19, 1970
Acquired: Signed as a free agent on Nov. 21, 1996 Departed: Contract expired at end of '96-97 season

YEAR	GP	MIN	FGM	FGA	PCT	FTM	FTA	PCT	OFF	DEF	REB	AST	PF	DQ	STL	BLK	PTS	AVG
96-97	65	1047	162	405	.400	24	38	.632	18	78	96	179	125	0	55	2	445	6.8

Three-point field goals: 97-244 (.398).

DAVID THOMPSON

Height: 6-4 Weight: 195 North Carolina State '75 Born Jul. 13, 1954
Acquired: By trade from Virginia in 1975 Departed: Traded to Seattle on Jun. 17, 1982

YEAR	GP	MIN	FGM	FGA	PCT	FTM	FTA	PCT	OFF	DEF	REB	AST	PF	DQ	STL	BLK	PTS	AVG
75-76	83	3101	807	1567	.515	541	681	.794	228	297	525	308	282	x	136	102	2158	26.0
76-77	82	3001	824	1626	.507	477	623	.766	138	196	334	337	236	1	114	53	2125	25.9
77-78	80	3025	826	1524	.521	520	668	.778	156	234	390	362	213	1	92	99	2172	27.2
78-79	76	2670	693	1353	.512	439	583	.753	109	165	274	225	180	2	70	82	1825	24.0
79-80	39	1239	289	617	.468	254	335	.758	56	118	174	124	106	0	39	38	839	21.5
80-81	77	2620	734	1451	.506	489	615	.795	107	180	287	231	231	3	53	60	1967	25.5
81-82	61	1246	313	644	.486	276	339	.814	57	91	148	117	149	1	34	29	906	14.9
TOTALS	**498**	**16902**	**4486**	**8782**	**.507**	**2996**	**3844**	**.779**	**851**	**1281**	**2132**	**1704**	**1397**	**8**	**538**	**463**	**11992**	**24.1**

Three-point field goals: '75-76, 3-19 (.158); '79-80, 7-19 (.368); '80-81, 10-39 (.256); '81-82, 4-14 (.286). Totals: 24-91 (.264).

PLAYOFFS	GP	MIN	FGM	FGA	PCT	FTM	FTA	PCT	OFF	DEF	REB	AST	PF	DQ	STL	BLK	PTS	AVG
1976	13	508	127	237	.536	88	105	.838	32	51	83	39	54	x	16	5	343	26.4
1977	6	237	56	121	.463	36	53	.679	13	18	31	24	22	1	9	4	148	24.7
1978	13	481	131	291	.450	66	80	.825	18	35	53	52	34	0	9	21	328	25.5
1979	3	122	38	69	.551	8	11	.727	7	14	21	12	12	0	4	1	84	28.0
1982	3	66	15	33	.455	4	7	.571	4	6	10	6	8	0	1	0	35	11.7
TOTALS	**38**	**1414**	**367**	**751**	**.489**	**202**	**256**	**.789**	**74**	**124**	**198**	**133**	**130**	**1**	**39**	**31**	**938**	**24.7**

Three-point field goals: 1976, 1-4 (.250); 1982, 1-3 (.333). Totals: 2-7 (.286).

LASALLE THOMPSON

Height: 6-10 Weight: 260 Texas '82 Born Jun. 23, 1961
Acquired: Signed as a free agent prior to '96-97 season Departed: Traded to Indiana on Feb. 20, 1997

YEAR	GP	MIN	FGM	FGA	PCT	FTM	FTA	PCT	OFF	DEF	REB	AST	PF	DQ	STL	BLK	PTS	AVG
96-97	17	105	3	16	.188	1	2	.500	5	21	26	0	26	0	3	6	7	0.4

Three-point field goals: 0-0.

MONTE TOWE

Height: 5-7 Weight: 150 North Carolina State '75 Born Sept. 27, 1953
Acquired: Drafted in the fourth round in 1975 Departed: Waived on Sept. 29, 1977

YEAR	GP	MIN	FGM	FGA	PCT	FTM	FTA	PCT	OFF	DEF	REB	AST	PF	DQ	STL	BLK	PTS	AVG
75-76	64	576	72	179	.402	36	44	.818	6	49	55	136	84	x	37	5	189	3.0
76-77	51	409	56	138	.406	18	25	.720	8	26	34	87	61	0	16	0	130	2.5
TOTALS	**115**	**985**	**128**	**317**	**.404**	**54**	**69**	**.783**	**14**	**75**	**89**	**223**	**145**	**0**	**53**	**5**	**319**	**2.8**

Three-point field goals: '75-76, 9-42 (.214).

PLAYOFFS	GP	MIN	FGM	FGA	PCT	FTM	FTA	PCT	OFF	DEF	REB	AST	PF	DQ	STL	BLK	PTS	AVG
1976	4	30	3	8	.375	4	5	.800	0	0	0	6	6	x	1	0	10	2.5
1977	1	6	2	3	.667	0	0	.000	0	0	0	1	0	0	0	0	4	4.0
TOTALS	**5**	**36**	**5**	**11**	**.455**	**4**	**5**	**.800**	**0**	**0**	**0**	**7**	**6**	**0**	**1**	**0**	**14**	**2.8**

Three-point field goals: 0-0.

JOHN Q. TRAPP

Height: 6-7 Weight: 215 UNLV '68 Born Oct. 2, 1945

YEAR	GP	MIN	FGM	FGA	PCT	FTM	FTA	PCT	OFF	DEF	REB	AST	PF	DQ	STL	BLK	PTS	AVG
72-73	25	342	54	128	.422	19	32	.594	27	45	72	20	76	1	16	6	127	5.1

Three-point field goals: 0-2 (.000).

PLAYOFFS	GP	MIN	FGM	FGA	PCT	FTM	FTA	PCT	OFF	DEF	REB	AST	PF	DQ	STL	BLK	PTS	AVG
72-73	5	51	7	16	.438	8	12	.667	4	3	7	2	13	0	0	1	22	4.4

Three-point field goals: 0-0.

JEFF TREPAGNIER

Height: 6-4 Weight: 200 Southern California '01 Born Jul. 11, 1979
Acquired: Signed the first of two consecutive 10-day contracts on Mar. 23, 2003 Departed: Contract expired at end of '03-04 season

YEAR	GP	MIN	FGM	FGA	PCT	FTM	FTA	PCT	OFF	DEF	REB	AST	PF	DQ	STL	BLK	PTS	AVG
02-03	8	97	17	40	.425	7	7	1.000	8	8	16	6	5	0	8	0	45	5.6
03-04	11	96	10	38	.263	3	6	.500	6	9	15	4	7	0	3	0	25	2.3
TOTALS	**19**	**193**	**27**	**78**	**.346**	**10**	**13**	**.769**	**14**	**17**	**31**	**10**	**12**	**0**	**11**	**0**	**70**	**3.7**

Three-point field goals: '02-03, 4-8 (.500), '03-04, 2-4 (.500). Totals: 6-12 (.500).

NIKOLOZ TSKITISHVILI

Height: 7-0 Weight: 245 Republic of Georgia Born Apr. 14, 1983
Acquired: Drafted , No. 5 overall, in 2002 Departed: Traded to Golden State on Feb. 24, 2005

YEAR	GP	MIN	FGM	FGA	PCT	FTM	FTA	PCT	OFF	DEF	REB	AST	PF	DQ	STL	BLK	PTS	AVG
02-03	81	1320	115	393	.293	48	65	.738	64	117	181	91	136	1	31	29	315	3.9
03-04	39	307	40	122	.328	23	29	.793	24	39	63	10	50	0	6	8	106	2.7
04-05	23	158	15	51	.294	4	7	.571	11	18	29	4	24	0	8	8	34	1.5
TOTALS	**143**	**1785**	**170**	**566**	**.300**	**75**	**101**	**.743**	**99**	**174**	**273**	**105**	**210**	**1**	**45**	**45**	**455**	**3.2**

Three-point field goals: '02-03, 37-152 (.243), '03-04, 3-11 (.273),'04-05, 0-7 (.000). Totals: 40-170 (.235).

ELSTON TURNER

Height: 6-5 Weight: 200 Mississippi '81 Born Jun. 10, 1959
Acquired: By trade from Dallas on Aug. 23, 1984 Departed: Contract expired at end of '85-86 season
Re-Acquired: Signed as a free agent on Oct. 6, 1988 Departed: Contract expired at end of '88-89 season

YEAR	GP	MIN	FGM	FGA	PCT	FTM	FTA	PCT	OFF	DEF	REB	AST	PF	DQ	STL	BLK	PTS	AVG
84-85	81	1491	181	388	.466	51	65	.785	88	128	216	158	152	0	96	7	414	5.1
85-86	73	1324	165	379	.435	39	53	.736	64	137	201	165	150	1	70	6	369	5.1
88-89	78	1746	151	353	.428	33	56	.589	109	178	287	144	209	2	90	8	337	4.3
TOTALS	**232**	**4561**	**497**	**1120**	**.444**	**123**	**174**	**.707**	**261**	**443**	**704**	**467**	**511**	**3**	**256**	**21**	**1120**	**4.8**

Three-point field goals: '84-85, 1-6 (.167); '85-86, 0-9 (.000); '88-89, 2-7 (.286). Totals: 3-22 (.136).

PLAYOFFS	GP	MIN	FGM	FGA	PCT	FTM	FTA	PCT	OFF	DEF	REB	AST	PF	DQ	STL	BLK	PTS	AVG
1985	15	358	50	102	.490	12	19	.632	30	43	73	46	42	0	17	1	114	7.6
1986	10	196	29	54	.537	7	8	.875	12	17	29	22	19	1	7	0	66	6.6
1989	3	74	6	13	.462	2	6	.333	2	9	11	3	9	0	1	0	14	4.7
TOTALS	**28**	**628**	**85**	**169**	**.503**	**21**	**33**	**.636**	**44**	**69**	**113**	**71**	**70**	**1**	**25**	**1**	**194**	**6.9**

Three-point field goals: 1985, 2-2 (1.000); 1986, 1-1 (1.000); 1989, 0-1 (.000). Totals: 3-4 (.750).

RON VALENTINE

Height: 6-7 Weight: 210 Old Dominion '80 Born Nov. 27, 1957
Acquired: Drafted, No. 51 overall, in 1980 Departed: Waived on Oct. 8, 1980
Re-Acquired: Signed as a free agent on Dec. 2, 1980 Departed: Traded to Washington on Dec. 17, 1981

YEAR	GP	MIN	FGM	FGA	PCT	FTM	FTA	PCT	OFF	DEF	REB	AST	PF	DQ	STL	BLK	PTS	AVG
80-81	24	123	37	98	.378	9	19	.474	10	20	30	7	23	0	7	4	84	3.5

Three-point field goals: 1-2 (.500).

JAN VAN BREDA KOLFF

Height: 6-7 Weight: 200 Vanderbilt '74 Born Dec. 16, 1951
Departed: Traded to Virginia on Jul. 14, 1975

YEAR	GP	MIN	FGM	FGA	PCT	FTM	FTA	PCT	OFF	DEF	REB	AST	PF	DQ	STL	BLK	PTS	AVG
74-75	84	1639	155	342	.453	177	211	.839	121	237	358	181	164	x	48	43	487	5.8

Three-point field goals: 0-3 (.000).

PLAYOFFS	GP	MIN	FGM	FGA	PCT	FTM	FTA	PCT	OFF	DEF	REB	AST	PF	DQ	STL	BLK	PTS	AVG
1975	12	192	17	40	.425	29	31	.935	18	22	40	15	27	x	4	6	63	5.3

Three-point field goals: 0-0.

JARRED VANDERBILT

Height: 6-9 Weight: 214 Kentucky '18 Born Apr. 3, 1999
Acquired: By trade from Orlando on Jun. 21, 2018 Departed: Traded to Minnesota on Feb. 5, 2020

YEAR	GP	MIN	FGM	FGA	PCT	FTM	FTA	PCT	OFF	DEF	REB	AST	PF	DQ	STL	BLK	PTS	AVG
18-19	17	69	9	19	.474	6	10	.600	7	16	23	3	8	0	6	1	24	1.4
19-20	9	41	5	7	.714	0	0	---	3	5	8	2	6	0	3	1	10	1.1
TOTALS	**26**	**110**	**14**	**26**	**.538**	**6**	**10**	**.600**	**10**	**21**	**31**	**5**	**14**	**0**	**9**	**2**	**34**	**1.3**

Three-point field goals: '18-19, 0-1 (.000); '19-20, 0-0 (---). Totals: 0-1 (.000).

PLAYOFFS	GP	MIN	FGM	FGA	PCT	FTM	FTA	PCT	OFF	DEF	REB	AST	PF	DQ	STL	BLK	PTS	AVG
2019	3	5	0	0	---	0	0	---	0	1	1	0	0	0	0	1	0	0.0

Three-point field goals: 0-0 (---).

NICK VAN EXEL

Height: 6-1 Weight: 195 Cincinnati '93 Born Nov. 27, 1971
Acquired: By trade from the L.A. Lakers on Jun. 24, 1998 Departed: Traded to Dallas on Feb. 21, 2002

YEAR	GP	MIN	FGM	FGA	PCT	FTM	FTA	PCT	OFF	DEF	REB	AST	PF	DQ	STL	BLK	PTS	AVG
98-99	50	1802	306	769	.398	142	175	.811	14	99	113	368	90	0	40	3	826	16.5
99-00	79	2950	473	1213	.390	196	240	.817	34	277	311	714	148	0	68	11	1275	16.1
00-01	71	2688	460	1112	.414	204	249	.819	44	197	241	600	109	1	61	18	1259	17.7
01-02	45	1737	372	912	.408	136	174	.782	19	150	169	365	69	0	30	7	965	21.4
TOTALS	**245**	**9177**	**1611**	**4006**	**.402**	**678**	**838**	**.809**	**111**	**723**	**834**	**2047**	**506**	**1**	**199**	**39**	**4325**	**17.7**

Three-point field goals: '98-99, 72-234 (.308); '99-00, 133-401 (.332); '00-01, 135-358 (.377); '01-02, 85-252 (.337). Totals: 425-1245 (.341).

KIKI VANDEWEGHE

Height: 6-8 Weight: 220 UCLA '80 Born Aug. 1, 1958
Acquired: By trade from Dallas on Dec. 10, 1980 Departed: Traded to Portland on Jun. 7, 1984

YEAR	GP	MIN	FGM	FGA	PCT	FTM	FTA	PCT	OFF	DEF	REB	AST	PF	DQ	STL	BLK	PTS	AVG
80-81	51	1376	229	537	.426	130	159	.818	86	184	270	94	116	0	29	24	588	11.5
81-82	82	2775	706	1260	.560	347	405	.857	149	312	461	247	217	1	52	29	1760	21.5
82-83	82	2909	841	1537	.547	489	559	.875	124	313	437	203	198	0	66	38	2186	26.7
83-84	78	2734	895	1603	.558	494	580	.852	84	289	373	238	187	1	53	50	2295	29.4
TOTALS	**293**	**9794**	**2671**	**4937**	**.541**	**1460**	**1703**	**.857**	**443**	**1098**	**1541**	**782**	**718**	**2**	**200**	**141**	**6829**	**23.3**

Three-point field goals: '80-81, 0-7 (.000); '81-82, 1-13 (.076); '82-83, 15-51 (.294); '83-84, 11-30 (.367). Totals: 27-101 (.267).

PLAYOFFS	GP	MIN	FGM	FGA	PCT	FTM	FTA	PCT	OFF	DEF	REB	AST	PF	DQ	STL	BLK	PTS	AVG
1982	3	109	25	43	.581	18	18	1.000	4	14	18	9	7	0	2	4	68	22.7
1983	8	317	87	160	.544	40	50	.800	6	46	52	32	16	0	4	7	214	26.8
1984	5	180	49	96	.510	27	28	.964	6	17	23	20	14	1	9	5	127	25.4
TOTALS	**16**	**606**	**161**	**299**	**.538**	**85**	**96**	**.885**	**16**	**77**	**93**	**61**	**37**	**1**	**15**	**16**	**409**	**25.6**

Three-point field goals: 1983, 0-4 (.000); 1984, 2-5 (.400). Totals: 2-9 (.222).

BOB VERGA

Height: 6-1 Weight: 190 Duke '67 Born Sept. 7, 1945
Acquired: By trade from Dallas in Jul., 1968 Departed: Traded to New York on Nov. 8, 1968

YEAR	GP	MIN	FGM	FGA	PCT	FTM	FTA	PCT	OFF	DEF	REB	AST	PF	DQ	STL	BLK	PTS	AVG
68-69	6	150	24	77	.312	18	28	.643	10	11	21	11	16	0	-	-	67	11.2

Three-point field goals: 1-3 (.333).

JAN VESELY

Height: 6-11 Weight: 240 Czech Republic '11 Born Apr. 24, 1990
Acquired: By trade from Washington on Feb. 20, 2014 Departed: Contract expired at end of 2013-14 season

YEAR	GP	MIN	FGM	FGA	PCT	FTM	FTA	PCT	OFF	DEF	REB	AST	PF	DQ	STL	BLK	PTS	AVG
13-14	21	306	41	81	.506	11	26	.423	28	50	78	11	57	2	27	16	93	4.4

Three-point field goals: 0-0.

JAY VINCENT

Height: 6-8 Weight: 220 Michigan State '81 Born Jun. 10, 1959
Acquired: By trade from Washington on Nov. 2, 1987 Departed: Traded to San Antonio on Jan. 26, 1989

YEAR	GP	MIN	FGM	FGA	PCT	FTM	FTA	PCT	OFF	DEF	REB	AST	PF	DQ	STL	BLK	PTS	AVG
87-88	73	1755	446	958	.466	231	287	.805	80	229	309	143	198	1	46	26	1124	15.4
88-89	5	95	13	38	.342	5	9	.556	2	16	18	5	11	0	1	1	32	6.4
TOTALS	**78**	**1850**	**459**	**996**	**.461**	**236**	**296**	**.797**	**82**	**245**	**327**	**148**	**209**	**1**	**47**	**27**	**1156**	**14.8**

Three-point field goals: '87-88, 1-4 (.250); '88-89, 1-2 (.500). Totals: 2-6 (.333).

PLAYOFFS	GP	MIN	FGM	FGA	PCT	FTM	FTA	PCT	OFF	DEF	REB	AST	PF	DQ	STL	BLK	PTS	AVG
1988	8	200	53	104	.510	34	40	.850	10	27	37	49	15	0	4	4	140	17.0

Three-point field goals: 0-1 (.000).

NOAH VONLEH

Height: 6-10 Weight: 257 Indiana '14 Born Aug. 24, 1995
Acquired: By trade from Minnesota on Feb. 5, 2020 Departed: Contract expired at end of '19-20 season

YEAR	GP	MIN	FGM	FGA	PCT	FTM	FTA	PCT	OFF	DEF	REB	AST	PF	DQ	STL	BLK	PTS	AVG
19-20	7	30	5	6	.833	2	4	.500	3	5	8	2	4	0	0	0	13	1.9

Three-point field goals: '19-20, 1-1 (1.000).

PLAYOFFS	GP	MIN	FGM	FGA	PCT	FTM	FTA	PCT	OFF	DEF	REB	AST	PF	DQ	STL	BLK	PTS	AVG
2020	1	3	0	1	.000	0	0	---	0	0	0	0	0	0	0	0	0	0.0

Three-point field goals: 0-0 (---).

VON WAFER

Height: 6-5 Weight: 210 Florida State Born Jul. 21, 1985
Acquired: Signed for remainder of season on Apr. 13, 2007 Departed: Traded to Portland on Feb. 21, 2008

YEAR	GP	MIN	FGM	FGA	PCT	FTM	FTA	PCT	OFF	DEF	REB	AST	PF	DQ	STL	BLK	PTS	AVG
07-08	21	90	10	38	.263	6	8	.750	1	9	10	5	4	0	2	1	27	1.3

Three-point field goals: 1-15 (.067).

DARRELL WALKER

Height: 6-4 Weight: 180 Arkansas '83 Born Mar. 9, 1961
Acquired: By trade from New York on Oct. 2, 1986 Departed: Traded to Washington on Nov. 2, 1987

YEAR	GP	MIN	FGM	FGA	PCT	FTM	FTA	PCT	OFF	DEF	REB	AST	PF	DQ	STL	BLK	PTS	AVG
86-87	81	2020	358	742	.482	272	365	.745	157	170	327	282	229	0	120	37	988	12.2

Three-point field goals: 0-4 (.000).

PLAYOFFS	GP	MIN	FGM	FGA	PCT	FTM	FTA	PCT	OFF	DEF	REB	AST	PF	DQ	STL	BLK	PTS	AVG
1987	3	68	11	34	.324	4	7	.521	3	7	10	5	4	0	2	0	26	8.7

Three-point field goals: 0-0.

DWIGHT WALLER

Height: 6-7 Weight: 230 Tennessee State '68 Born Oct. 10, 1945

YEAR	GP	MIN	FGM	FGA	PCT	FTM	FTA	PCT	OFF	DEF	REB	AST	PF	DQ	STL	BLK	PTS	AVG
69-70	7	87	10	24	.417	9	19	.474	16	22	38	4	12	0	-	-	29	4.1
71-72	2	10	2	4	.500	0	0	---	1	4	5	1	3	0	-	-	4	2.0
TOTALS	**9**	**97**	**12**	**28**	**.429**	**9**	**19**	**.474**	**17**	**26**	**43**	**5**	**15**	**0**	**-**	**-**	**33**	**3.7**

Three-point field goals: 69-70, 0-1 (.000).

BEN WARLEY

Height: 6-6 Weight: 200 Tennessee State '61 Born Sept. 4, 1936

YEAR	GP	MIN	FGM	FGA	PCT	FTM	FTA	PCT	OFF	DEF	REB	AST	PF	DQ	STL	BLK	PTS	AVG
69-70	42	475	60	170	.353	58	76	.763	26	84	110	30	98	0	-	-	193	4.6

Three-point field goals: 15-58 (.259).

PLAYOFFS	GP	MIN	FGM	FGA	PCT	FTM	FTA	PCT	OFF	DEF	REB	AST	PF	DQ	STL	BLK	PTS	AVG
1970	10	129	16	38	.421	6	10	.600	5	24	29	11	27	1	-	-	45	4.5

Three-point field goals: 7-16 (.438).

DON WASHINGTON

Height: 6-8 Weight: 210 North Carolina '74 Born Apr. 22, 1952
Acquired: Signed as a free agent on Oct. 17, 1974 Departed: Contract expired at end of '74-'75 season

YEAR	GP	MIN	FGM	FGA	PCT	FTM	FTA	PCT	OFF	DEF	REB	AST	PF	DQ	STL	BLK	PTS	AVG
74-75	50	438	79	138	.432	38	56	.679	41	48	89	30	92	x	12	19	196	3.9

Three-point field goals: 0-2 (.000).

PLAYOFFS	GP	MIN	FGM	FGA	PCT	FTM	FTA	PCT	OFF	DEF	REB	AST	PF	DQ	STL	BLK	PTS	AVG
1975	4	26	5	10	.500	1	1	1.000	2	4	6	2	9	x	1	2	11	2.8

Three-point field goals: 0-0.

ERIC WASHINGTON

Height: 6-4 Weight: 190 Alabama '97 Born Mar. 23, 1974
Acquired: By trade from Orlando on Jun. 25, 1997 Departed: Traded to Boston on Aug. 3, 1999

YEAR	GP	MIN	FGM	FGA	PCT	FTM	FTA	PCT	OFF	DEF	REB	AST	PF	DQ	STL	BLK	PTS	AVG
97-98	66	1539	201	498	.404	65	83	.783	47	80	127	78	143	0	53	25	511	7.7
98-99	38	761	73	184	.397	22	32	.688	35	54	89	30	87	2	25	18	205	5.4
TOTALS	**104**	**2300**	**274**	**682**	**.402**	**87**	**115**	**.757**	**82**	**134**	**216**	**108**	**230**	**2**	**78**	**43**	**716**	**6.9**

Three-point field goals: '97-98, 44-137 (.321); '98-99, 37-97 (.381). Totals: 81-234 (.346).

EARL WATSON

Height: 6-1 Weight: 195 UCLA '01 Born Jun. 12, 1979
Acquired: Signed as a free agent on Sept. 7, 2005 Departed: Traded to Seattle on Feb. 23, 2006

YEAR	GP	MIN	FGM	FGA	PCT	FTM	FTA	PCT	OFF	DEF	REB	AST	PF	DQ	STL	BLK	PTS	AVG
05-06	46	975	121	282	.429	37	59	.627	17	69	86	160	95	1	37	7	347	7.5

Three-point field goals: '05-06, 68-172 (.395).

MARVIN WEBSTER

Height: 7-1 Weight: 240 Morgan State '75 Born Apr. 13, 1952
Acquired: Drafted in the first round in 1975 Departed: Traded to Seattle on May 24, 1977

YEAR	GP	MIN	FGM	FGA	PCT	FTM	FTA	PCT	OFF	DEF	REB	AST	PF	DQ	STL	BLK	PTS	AVG
75-76	38	398	55	120	.458	55	78	.705	63	111	174	30	30	x	9	53	165	3.0
76-77	80	1276	198	400	.495	143	220	.650	152	332	484	62	149	2	23	118	539	6.7
TOTALS	**118**	**1674**	**253**	**520**	**.487**	**198**	**298**	**.664**	**215**	**443**	**658**	**92**	**209**	**2**	**32**	**171**	**704**	**6.0**

Three-point field goals: '75-76, 0-1 (.000).

PLAYOFFS	GP	MIN	FGM	FGA	PCT	FTM	FTA	PCT	OFF	DEF	REB	AST	PF	DQ	STL	BLK	PTS	AVG
1976	13	155	21	50	.420	15	28	.536	24	47	71	9	28	x	1	14	57	4.4
1977	6	96	13	26	.500	4	6	.667	14	26	40	3	12	0	2	11	30	5.0
TOTALS	**19**	**251**	**34**	**76**	**.447**	**19**	**34**	**.559**	**38**	**73**	**111**	**12**	**40**	**0**	**3**	**25**	**87**	**4.6**

Three-point field goals: 0-0.

CLARENCE "SONNY" WEEMS

Height: 6-6 Weight: 203 Arkansas Born Jul. 8, 1986
Acquired: By trade from Chicago on Jun. 26, 2008 Departed: By trade to Milwaukee on Jul. 27, 2009

YEAR	GP	MIN	FGM	FGA	PCT	FTM	FTA	PCT	OFF	DEF	REB	AST	PF	DQ	STL	BLK	PTS	AVG
08-09	12	55	8	25	.320	3	8	.375	0	4	4	3	8	0	1	0	19	1.6

Three-point field goals: 0-3 (.000).

THOMAS WELSH

Height: 7-0 Weight: 255 UCLA '18 Born Feb. 3, 1996
Acquired: Drafted in the second round (58th overall) in 2018 Departed: Waived on Jul. 31, 2019

YEAR	GP	MIN	FGM	FGA	PCT	FTM	FTA	PCT	OFF	DEF	REB	AST	PF	DQ	STL	BLK	PTS	AVG
18-19	11	36	7	13	.538	1	2	.500	0	4	4	5	3	0	0	0	18	1.6

Three-point field goals: 3-7 (.429).

ROBERT WERDANN

Height: 6-11 Weight: 250 St. John's '92 Born Sept. 12, 1970
Acquired: Drafted, No. 46 overall, in 1992 Departed: Contract expired at end of '92-93 season

YEAR	GP	MIN	FGM	FGA	PCT	FTM	FTA	PCT	OFF	DEF	REB	AST	PF	DQ	STL	BLK	PTS	AVG
92-93	28	149	18	59	.305	17	31	.548	23	29	52	7	38	1	6	4	53	1.9

Three-point field goals: 0-1 (.000).

TYSON WHEELER

Height: 5-10 Weight: 165 Rhode Island '98 Born Oct. 8, 1975
Acquired: By trade from Toronto on Jan. 21, 1999 Departed: Waived on Feb. 19, 1999

YEAR	GP	MIN	FGM	FGA	PCT	FTM	FTA	PCT	OFF	DEF	REB	AST	PF	DQ	STL	BLK	PTS	AVG
98-99	1	3	1	1	1.000	1	2	.500	0	0	0	2	1	0	0	0	4	4.0

Three-point field goals: 1-1 (1.000).

RODNEY WHITE

Height: 6-9 Weight: 230 Charlotte '04 Born Jun. 28, 1980
Acquired: By trade from Detroit on Oct. 1, 2002 Departed: Traded to Golden State on Feb. 24, 2005

YEAR	GP	MIN	FGM	FGA	PCT	FTM	FTA	PCT	OFF	DEF	REB	AST	PF	DQ	STL	BLK	PTS	AVG
02-03	72	1563	260	638	.408	98	125	.784	43	170	213	121	134	1	45	32	650	9.0
03-04	72	985	215	468	.459	78	104	.750	44	121	165	60	105	0	32	20	541	7.5
04-05	42	531	98	227	.432	21	34	.618	20	54	74	36	51	0	30	10	236	5.6
TOTALS	**186**	**3,079**	**573**	**1,333**	**.430**	**197**	**263**	**.750**	**107**	**345**	**452**	**217**	**290**	**1**	**107**	**62**	**1427**	**7.7**

Three-point field goals: '02-03, 32-134 (.239); '03-04, 33-87 (.379); '03-04, 19-44 (.432). Totals: 86-274 (.315).

PLAYOFFS	GP	MIN	FGM	FGA	PCT	FTM	FTA	PCT	OFF	DEF	REB	AST	PF	DQ	STL	BLK	PTS	AVG
2004	4	26	4	15	.267	0	0	---	1	4	5	0	3	0	2	0	8	2.0

Three-point field goals: 0-0.

WILLIE WHITE

Height: 6-3 Weight: 195 Tennessee-Chattanooga '84 Born Aug. 20, 1962
Acquired: Drafted, No. 42 overall, in 1984 Departed: Contract expired at end of '85-86 season

YEAR	GP	MIN	FGM	FGA	PCT	FTM	FTA	PCT	OFF	DEF	REB	AST	PF	DQ	STL	BLK	PTS	AVG
84-85	39	234	52	124	.419	21	31	.677	15	21	36	29	24	0	5	2	129	3.3
85-86	43	343	74	168	.440	19	23	.826	17	27	44	53	24	0	18	2	173	4.0
TOTALS	**82**	**577**	**126**	**292**	**.432**	**40**	**54**	**.740**	**32**	**48**	**80**	**82**	**48**	**0**	**23**	**4**	**302**	**3.7**

Three point field goals: '84-85, 4-11 (.363); '85-86, 6-21 (.286). Totals: 10-32 (.312).

PLAYOFFS	GP	MIN	FGM	FGA	PCT	FTM	FTA	PCT	OFF	DEF	REB	AST	PF	DQ	STL	BLK	PTS	AVG
1985	10	123	27	57	.474	7	12	.583	9	8	17	17	6	0	5	0	63	6.3
1986	4	21	2	7	.286	0	0	---	1	2	3	6	4	0	1	0	5	1.3
TOTALS	**14**	**144**	**29**	**64**	**.453**	**7**	**12**	**.583**	**10**	**10**	**20**	**23**	**10**	**0**	**6**	**0**	**68**	**4.9**

Three-point field goals: 1985, 2-3 (.667); 1986, 1-4 (.250). Totals: 3-7 (.429).

CHRIS WHITNEY

Height: 6-0 Weight: 175 Clemson '93 Born Oct. 5, 1971
Acquired: By trade from Washington on Oct. 24, 2002 Departed: Waived on Feb. 26, 2003

YEAR	GP	MIN	FGM	FGA	PCT	FTM	FTA	PCT	OFF	DEF	REB	AST	PF	DQ	STL	BLK	PTS	AVG
02-03	29	762	94	261	.360	46	57	.807	1	45	46	124	77	1	17	1	277	9.6

Three-point field goals: 43-128 (.336).

KEN WILBURN

Height: 6-6 Weight: 195 Central State (OH) '67 Born Jun. 8, 1944

YEAR	GP	MIN	FGM	FGA	PCT	FTM	FTA	PCT	OFF	DEF	REB	AST	PF	DQ	STL	BLK	PTS	AVG
68-69	37	409	72	181	.398	30	57	.526	80	97	177	22	56	1	-	-	174	4.7

Three-point field goals: 0-0.

PLAYOFFS	GP	MIN	FGM	FGA	PCT	FTM	FTA	PCT	OFF	DEF	REB	AST	PF	DQ	STL	BLK	PTS	AVG
1969	7	93	16	33	.485	4	16	.250	15	17	32	5	21	0	-	-	36	5.1

Three-point field goals: 0-0.

BOBBY WILKERSON

Height: 6-6 Weight: 200 Indiana '76 Born Aug. 15, 1954
Acquired: By trade from Seattle on May 24, 1977 Departed: Contract expired at end of '79-80 season

YEAR	GP	MIN	FGM	FGA	PCT	FTM	FTA	PCT	OFF	DEF	REB	AST	PF	DQ	STL	BLK	PTS	AVG
77-78	81	2780	382	936	.408	157	210	.748	98	376	474	439	275	3	126	21	921	11.4
78-79	80	2425	396	869	.456	119	173	.688	100	314	414	284	190	0	118	21	911	11.4
79-80	75	2238	430	1030	.417	166	222	.748	85	231	316	243	194	1	93	27	1033	13.8
TOTALS	**236**	**7443**	**1208**	**2835**	**.426**	**442**	**605**	**.731**	**283**	**921**	**1204**	**966**	**659**	**4**	**337**	**68**	**2865**	**12.1**

Three-point field goals: '79-80, 7-34 (.206).

PLAYOFFS	GP	MIN	FGM	FGA	PCT	FTM	FTA	PCT	OFF	DEF	REB	AST	PF	DQ	STL	BLK	PTS	AVG
1978	13	426	47	127	.370	26	42	.619	20	51	71	78	55	2	19	4	120	9.2
1979	3	101	14	34	.412	1	3	.333	7	19	26	15	7	0	3	1	29	9.7
TOTALS	**16**	**527**	**61**	**161**	**.379**	**27**	**45**	**.600**	**27**	**70**	**97**	**93**	**62**	**2**	**22**	**5**	**149**	**9.3**

Three-point field goals: 0-0.

MIKE WILKS

Height: 5-10 Weight: 180 Rice '01 Born May 7, 1979
Acquired: Signed as a free agent on Oct. 18, 2007 Departed: Waived on Oct. 23, 2007
Re-acquired: Signed as a free agent on Oct. 27, 2007 Departed: Waived on Nov. 28, 2007

YEAR	GP	MIN	FGM	FGA	PCT	FTM	FTA	PCT	OFF	DEF	REB	AST	PF	DQ	STL	BLK	PTS	AVG
07-08	8	122	10	23	.435	2	2	1.000	4	8	12	6	9	0	5	0	24	3.0

Three-point field goals: '07-08, 2-5 (.400).

AARON WILLIAMS

Height: 6-9 Weight: 220 Xavier, Ohio '93 Born Oct. 2, 1971
Acquired: Signed from the CBA on Dec. 22, 1996 Departed: Waived on Jan. 6, 1997

YEAR	GP	MIN	FGM	FGA	PCT	FTM	FTA	PCT	OFF	DEF	REB	AST	PF	DQ	STL	BLK	PTS	AVG
96-97	1	10	3	5	.600	0	0	----	2	3	5	0	0	0	0	3	6	6.0

Three-point field goals: 0-0.

CHUCK WILLIAMS

Height: 6-2 Weight: 185 Colorado '68 Born Jun. 6, 1946
Re-Acquired: By trade from Virginia in 1975 Departed: Traded to Buffalo on Dec. 17, 1976

YEAR	GP	MIN	FGM	FGA	PCT	FTM	FTA	PCT	OFF	DEF	REB	AST	PF	DQ	STL	BLK	PTS	AVG
71-72	84	1580	263	583	.451	205	275	.745	62	95	157	160	144	1	-	-	731	8.7
75-76	79	2529	339	660	.514	188	231	.814	41	169	210	375	215	x	115	7	866	11.0
76-77	21	311	35	93	.376	30	39	.769	8	26	34	44	26	0	8	0	100	4.8
TOTALS	**184**	**4425**	**637**	**1336**	**.477**	**423**	**545**	**.776**	**111**	**290**	**401**	**579**	**385**	**1**	**123**	**7**	**1697**	**9.2**

Three-point field goals: '71-72, 0-4 (.000); '75-76, 0-4 (.000). Totals: 0-8 (.000)

PLAYOFFS	GP	MIN	FGM	FGA	PCT	FTM	FTA	PCT	OFF	DEF	REB	AST	PF	DQ	STL	BLK	PTS	AVG
1972	7	108	18	42	.429	9	12	.750	5	14	19	6	14	0	-	-	45	6.4
1976	13	444	62	132	.470	39	43	.907	11	37	48	48	31	x	6	5	164	12.6
TOTALS	**20**	**652**	**80**	**174**	**.460**	**48**	**55**	**.873**	**16**	**51**	**67**	**54**	**44**	**0**	**6**	**5**	**109**	**10.4**

Three-point field goals: '75-76, 1-3 (.333).

ERIC WILLIAMS

Height: 6-8 Weight: 220 Providence '95 Born Jul. 17, 1972
Acquired: By trade from Boston on Aug. 21, 1997 Departed: Traded to Boston on Aug. 3, 1999

YEAR	GP	MIN	FGM	FGA	PCT	FTM	FTA	PCT	OFF	DEF	REB	AST	PF	DQ	STL	BLK	PTS	AVG
97-98	4	145	24	61	.393	31	45	.689	10	11	21	12	9	0	4	0	79	19.8
98-99	38	780	80	219	.365	111	139	.799	34	47	81	37	76	0	27	8	277	7.3
TOTALS	**42**	**925**	**104**	**278**	**.374**	**142**	**184**	**.772**	**44**	**58**	**102**	**49**	**85**	**0**	**31**	**8**	**356**	**8.5**

Three-point field goals: '97-98, 0-0; '98-99, 6-26 (.231). Totals: 6-26 (.231).

MONTY WILLIAMS

Height: 6-8 Weight: 225 Notre Dame '94 Born Oct. 8, 1971
Acquired: Signed as a free agent on Jan. 23, 1999 Departed: Waived on Feb. 19, 1999

YEAR	GP	MIN	FGM	FGA	PCT	FTM	FTA	PCT	OFF	DEF	REB	AST	PF	DQ	STL	BLK	PTS	AVG
98-99	1	6	0	2	.000	1	2	.500	0	0	0	0	0	0	0	0	1	1.0

Three-point field goals: 0-0.

PETE WILLIAMS

Height: 6-7 Weight: 190 Arizona '85 Born Mar. 10, 1965
Acquired: Drafted, No. 89 overall, in 1985 Departed: Contract expired at the end of the '86-87 season

YEAR	GP	MIN	FGM	FGA	PCT	FTM	FTA	PCT	OFF	DEF	REB	AST	PF	DQ	STL	BLK	PTS	AVG
85-86	53	573	67	111	.604	17	40	.425	47	99	146	14	68	1	19	23	151	2.8
86-87	5	10	1	2	.500	0	0	---	0	1	1	1	1	0	0	0	2	0.4
TOTALS	**58**	**583**	**68**	**113**	**.602**	**17**	**40**	**.425**	**47**	**100**	**147**	**15**	**69**	**1**	**19**	**23**	**153**	**2.6**

Three-point field goals: 0-0.

PLAYOFFS	GP	MIN	FGM	FGA	PCT	FTM	FTA	PCT	OFF	DEF	REB	AST	PF	DQ	STL	BLK	PTS	AVG
1986	4	18	2	4	.500	0	0	---	1	3	4	3	2	0	0	0	4	1.0

Three-point field goals: 0-1 (.000).

REGGIE WILLIAMS

Height: 6-7 Weight: 195 Georgetown '87 Born Mar. 5, 1964
Acquired: Signed as a free agent on Jan. 5, 1991 Departed: Traded to Indiana on Jun. 13, 1996

YEAR	GP	MIN	FGM	FGA	PCT	FTM	FTA	PCT	OFF	DEF	REB	AST	PF	DQ	STL	BLK	PTS	AVG
90-91	51	1542	323	728	.444	131	156	.840	116	131	247	87	189	7	93	30	820	16.1
91-92	81	2623	601	1277	.471	216	269	.803	145	260	405	235	270	4	148	68	1474	18.2
92-93	79	2722	535	1167	.458	238	296	.804	132	296	428	295	284	6	126	76	1341	17.0
93-94	82	2654	418	1014	.412	165	225	.733	98	294	392	300	288	3	117	66	1065	13.0
94-95	74	2198	388	846	.459	132	174	.759	94	235	329	231	264	4	114	67	993	13.4
95-96	52	817	94	254	.370	33	39	.846	25	97	122	74	137	1	34	21	241	4.6
TOTALS	**419**	**12556**	**2359**	**5286**	**.446**	**915**	**1159**	**.789**	**610**	**1313**	**1923**	**1222**	**1432**	**25**	**632**	**328**	**5934**	**14.2**

Three-point field goals: '90-91, 43-131 (.328); '91-92, 56-156 (.359); '92-93, 33-122 (.270); '93-94, 64-230 (.278.); '94-95, 85-266 (.320), '95-96, 20-89 (.225) Totals: 301-994 (.303).

PLAYOFFS	GP	MIN	FGM	FGA	PCT	FTM	FTA	PCT	OFF	DEF	REB	AST	PF	DQ	STL	BLK	PTS	AVG
1994	12	405	62	149	.416	27	35	.771	18	43	61	42	53	1	9	12	171	14.3
1995	3	84	8	36	.222	6	6	1.000	5	11	16	12	11	0	3	1	26	8.7
TOTALS	**15**	**489**	**70**	**185**	**.378**	**33**	**41**	**.805**	**23**	**54**	**77**	**54**	**64**	**1**	**12**	**13**	**197**	**13.1**

Three-point field goals: 1994, 20-50 (.400); 1995, 4-13 (.308). Totals: 24-65 (.369).

ROB WILLIAMS

Height: 6-2 Weight: 175 Houston '83 Born May 5, 1951
Acquired: Drafted, No. 19 overall, in 1982 Departed: Waived on Oct. 23, 1984

YEAR	GP	MIN	FGM	FGA	PCT	FTM	FTA	PCT	OFF	DEF	REB	AST	PF	DQ	STL	BLK	PTS	AVG
82-83	74	1443	191	468	.408	131	174	.753	37	99	136	361	221	4	89	12	515	7.0
83-84	79	1924	309	671	.461	171	209	.818	54	140	194	464	268	4	84	5	804	10.2
TOTALS	**153**	**3367**	**500**	**1139**	**.439**	**302**	**383**	**.789**	**91**	**239**	**330**	**825**	**489**	**8**	**173**	**17**	**1319**	**8.6**

Three-point field goals: '82-83, 2-15 (.133); '83-84, 15-47 (.319). Totals: 17-62 (.274).

PLAYOFFS	GP	MIN	FGM	FGA	PCT	FTM	FTA	PCT	OFF	DEF	REB	AST	PF	DQ	STL	BLK	PTS	AVG
1983	7	134	24	54	.444	7	7	1.000	2	11	13	37	27	1	8	1	57	8.1
1984	5	149	21	47	.447	10	12	.833	5	14	19	24	19	1	3	1	57	11.8
TOTALS	**12**	**283**	**45**	**101**	**.446**	**17**	**19**	**.895**	**7**	**25**	**32**	**61**	**46**	**2**	**11**	**2**	**114**	**9.5**

Three-point field goals: 1983, 2-3 (.667); 1984, 5-13 (.385). Totals: 7-16 (.438).

SCOTT WILLIAMS

Height: 6-10 Weight: 245 North Carolina '90 Born Mar. 21, 1968
Acquired: By trade from Milwaukee on Oct. 22, 2001 Departed: Contract expired at end of '01-02 season

YEAR	GP	MIN	FGM	FGA	PCT	FTM	FTA	PCT	OFF	DEF	REB	AST	PF	DQ	STL	BLK	PTS	AVG
01-02	41	737	86	217	.396	30	41	.732	82	127	209	13	98	1	17	33	202	4.9

Three-point field goals: 0-2 (.000).

SHAMMOND WILLIAMS

Height: 6-1 Weight: 201 North Carolina '98 Born Apr. 5, 1975
Acquired: By trade from Boston on Feb. 20, 2003 Departed: Contract expired at end of '02-03 season

YEAR	GP	MIN	FGM	FGA	PCT	FTM	FTA	PCT	OFF	DEF	REB	AST	PF	DQ	STL	BLK	PTS	AVG
02-03	27	712	94	241	.390	30	45	.667	12	49	61	138	56	0	16	3	255	9.4

Three-point field goals: 37-102 (.363).

SHELDEN WILLIAMS

Height: 6-9 Weight: 250 Duke '06 Born Oct. 21, 1983
Acquired: Signed as a free agent on July 15, 2010 Departed: Traded to New York on Feb. 22, 2011

YEAR	GP	MIN	FGM	FGA	PCT	FTM	FTA	PCT	OFF	DEF	REB	AST	PF	DQ	STL	BLK	PTS	AVG
10-11	42	712	82	181	.453	34	46	.739	74	149	223	19	92	0	18	22	198	4.7

Three-point field goals: 0-0.

KEVIN WILLIS

Height: 7-0 Weight: 245 Michigan state '84 Born Sept. 6, 1962
Acquired: By trade from Toronto on Jan. 12, 2001 Departed: Trade to Milwaukee on Oct. 22, 2001

YEAR	GP	MIN	FGM	FGA	PCT	FTM	FTA	PCT	OFF	DEF	REB	AST	PF	DQ	STL	BLK	PTS	AVG
00-01	43	1059	180	421	.428	52	66	.788	109	200	309	29	138	0	38	31	413	9.6

Three-point field goals: 1-4 (.250).

STEVE WILSON

Height: 6-5 Weight: 185 Hanover (Indiana) '70 Born Oct. 16, 1948

YEAR	GP	MIN	FGM	FGA	PCT	FTM	FTA	PCT	OFF	DEF	REB	AST	PF	DQ	STL	BLK	PTS	AVG
70-71	39	261	52	132	.394	22	41	.537	22	26	48	29	43	1	-	-	134	3.4
71-72	9	36	5	23	.217	4	7	.571	3	1	4	6	9	0	-	-	14	1.6
TOTALS	**48**	**297**	**57**	**155**	**.368**	**26**	**48**	**.542**	**25**	**27**	**52**	**35**	**52**	**1**	**-**	**-**	**148**	**3.1**

Three-point field goals: '70-71, 8-33 (.242); '71-72, 0-2 (.000). Totals: 8-35 (.229).

WILLIE WISE

Height: 6-6 Weight: 215 Drake '69 Born Mar. 3, 1947
Acquired: Signed as a free agent on Sept. 21, 1976 Departed: Traded to Seattle on May 24, 1977

YEAR	GP	MIN	FGM	FGA	PCT	FTM	FTA	PCT	OFF	DEF	REB	AST	PF	DQ	STL	BLK	PTS	AVG
76-77	75	1403	237	513	.462	142	218	.651	76	177	253	142	180	2	60	18	616	8.2

PLAYOFFS	GP	MIN	FGM	FGA	PCT	FTM	FTA	PCT	OFF	DEF	REB	AST	PF	DQ	STL	BLK	PTS	AVG
1977	6	106	14	41	.341	17	25	.880	6	22	28	3	16	0	0	1	45	7.5

GREG WITTMAN

Height: 6-8 Weight: 210 Western Carolina '69 Born May 10, 1947
Departed: Traded to Miami in Jun., 1970

YEAR	GP	MIN	FGM	FGA	PCT	FTM	FTA	PCT	OFF	DEF	REB	AST	PF	DQ	STL	BLK	PTS	AVG
69-70	50	453	80	204	.392	33	59	.542	30	68	98	15	87	2	-	-	196	3.9

Three-point field goals: 4-17 (.235).

PLAYOFFS	GP	MIN	FGM	FGA	PCT	FTM	FTA	PCT	OFF	DEF	REB	AST	PF	DQ	STL	BLK	PTS	AVG
1970	2	4	1	2	.500	1	3	.333	0	0	0	0	2	0	-	-	4	2.0

Three-point field goals: 1-1 (1.000).

JOE WOLF

Height: 6-11 Weight: 253 North Carolina '87 Born Dec. 17, 1964
Acquired: Signed as a free agent on Oct. 5, 1990 Departed: Contract expired at end of '91-92 season
Re-Acquired: By trade from Milwaukee on Jun. 25, 1997 Departed: Traded to Indiana on Jun. 13, 1996

YEAR	G	MIN	FGM	FGA	PCT	FTM	FTA	PCT	OFF	DEF	REB	AST	PF	DQ	STL	BLK	PTS	AVG
90-91	74	1593	234	519	.451	69	83	.831	136	264	400	107	244	8	60	31	539	7.3
91-92	67	1160	100	277	.361	53	66	.803	97	143	240	61	124	1	32	14	254	3.8
97-98	57	621	40	121	.331	5	10	.500	36	90	126	30	92	0	20	7	87	1.5
TOTALS	**198**	**3374**	**374**	**917**	**.408**	**127**	**159**	**.799**	**269**	**497**	**766**	**198**	**460**	**9**	**112**	**52**	**880**	**4.4**

Three-point field goals: '90-91, 2-15 (.133); '91-92, 1-11 (.091); '97-98, 2-10 (.200). Totals: 5-36 (.139).

RANDY WOODS

Height: 6-0 Weight: 162 La Salle '92 Born Sept. 23, 1970
Acquired: By trade from L.A. Clippers on Jun. 28, 1995 Departed: Waived on Dec. 21, 1995

YEAR	G	MIN	FGM	FGA	PCT	FTM	FTA	PCT	OFF	DEF	REB	AST	PF	DQ	STL	BLK	PTS	AVG
95-96	8	72	6	22	.273	2	2	1.000	3	3	6	12	13	0	6	1	19	2.4

Three-point field goals: 5-21 (.238).

ORLANDO WOOLRIDGE

Height: 69 Weight: 215 Notre Dame '81 Born Dec. 16, 1959
Acquired: By trade from L.A. Lakers on Aug. 8, 1990 Departed: Traded to Detroit on Aug. 13, 1991

YEAR	G	MIN	FGM	FGA	PCT	FTM	FTA	PCT	OFF	DEF	REB	AST	PF	DQ	STL	BLK	PTS	AVG
90-91	53	1823	490	983	.498	350	439	.797	141	220	361	119	145	2	69	23	1330	25.1

Three-point field goals: 0-4 (.000).

TOM WORKMAN

Height: 6-7 Weight: 218 Seattle '67 Born Nov. 14, 1944

YEAR	G	MIN	FGM	FGA	PCT	FTM	FTA	PCT	OFF	DEF	REB	AST	PF	DQ	STL	BLK	PTS	AVG
70-71	39	489	89	199	.447	57	68	.838	39	94	133	37	81	0	-	-	236	6.1

Three-point field goals: 1-11 (.091).

BRAD WRIGHT

Height: 6-11 Weight: 225 UCLA '85 Born Mar. 27, 1962

YEAR	G	MIN	FGM	FGA	PCT	FTM	FTA	PCT	OFF	DEF	REB	AST	PF	DQ	STL	BLK	PTS	AVG
87-88	2	7	1	5	.200	0	0	---	0	1	1	0	3	0	0	0	2	1.0

Three-point field goals: 0-0.

LONNIE WRIGHT

Height: 6-2 Weight: 205 Colorado State '67 Born Jan. 3, 1944
Departed: Traded to Floridians on Jan. 26, 1971

YEAR	GP	MIN	FGM	FGA	PCT	FTM	FTA	PCT	OFF	DEF	REB	AST	PF	DQ	STL	BLK	PTS	AVG
67-68	38	896	146	346	.422	79	121	.653	-	-	96	68	96	0	-	-	373	9.8
68-69	69	2538	453	1089	.416	205	276	.743	50	240	290	175	250	2	-	-	1130	16.4
69-70	79	2237	393	952	.413	121	175	.691	49	167	216	149	278	7	-	-	961	12.2
70-71	41	769	98	328	.299	53	77	.688	36	53	89	61	86	1	-	-	264	6.4
TOTALS	**227**	**6440**	**1090**	**2715**	**.401**	**458**	**649**	**.706**	**-**	**-**	**691**	**453**	**710**	**10**	**-**	**-**	**2728**	**12.0**

Three-point field goals: '67-68, 2-9 (.282); '68-69, 19-86 (.221); '69-70, 54-193 (.280); '70-71, 15-56 (.268); Totals: 90-344 (.262).

PLAYOFFS	GP	MIN	FGM	FGA	PCT	FTM	FTA	PCT	OFF	DEF	REB	AST	PF	DQ	STL	BLK	PTS	AVG
67-68	5	149	13	50	.260	9	14	.643	-	-	13	10	9	0	-	-	36	7.2
68-69	7	224	31	86	.360	20	28	.714	10	27	37	14	24	0	-	-	84	12.0
69-70	11	334	32	109	.294	18	23	.783	13	19	32	44	33	0	-	-	84	7.6
TOTALS	**23**	**707**	**76**	**245**	**.310**	**47**	**65**	**.723**	**-**	**-**	**82**	**68**	**66**	**0**	**-**	**-**	**204**	**8.9**

Three-point field goals: 67-68, 1-4 (.250); 68-69, 2-8 (.250); 69-70, 2-8 (.250). Totals: 5-20 (.250).

VINCENT YARBROUGH

Height: 6-7 Weight: 205 Tennessee '02 Born Mar. 21, 1981
Acquired: Drafted, No. 33 overall, in 2002 Departed: Waived on Oct. 27, 2003

YEAR	G	MIN	FGM	FGA	PCT	FTM	FTA	PCT	OFF	DEF	REB	AST	PF	DQ	STL	BLK	PTS	AVG
02-03	59	1381	168	428	.393	49	62	.790	36	126	162	130	145	2	57	33	406	6.9

Three-point field goals: 21-78 (.269).

NICK YOUNG

Height: 6-7 Weight: 210 USC '07 Born Jun. 1, 1985
Acquired: Signed as a free agent on Dec. 10, 2018 Departed: Waived on Dec. 30, 2018

YEAR	G	MIN	FGM	FGA	PCT	FTM	FTA	PCT	OFF	DEF	REB	AST	PF	DQ	STL	BLK	PTS	AVG
18-19	4	37	3	9	.333	0	0	---	0	1	1	2	4	0	0	1	9	2.3

Three-point field goals: 3-8 (.375).

GEORGE ZIDEK

Height: 7-0 Weight: 162 UCLA '95 Born Aug. 2, 1973
Acquired: By trade from Charlotte on Feb. 20, 1997 Departed: Waived on Feb. 28, 1998

YEAR	G	MIN	FGM	FGA	PCT	FTM	FTA	PCT	OFF	DEF	REB	AST	PF	DQ	STL	BLK	PTS	AVG
96-97	16	88	16	33	.485	20	25	.800	10	13	23	5	17	0	1	0	52	3.3
97-98	6	42	4	15	.267	10	12	.833	4	9	13	1	5	0	0	2	18	3.0
TOTALS	**22**	**130**	**20**	**48**	**.417**	**30**	**37**	**.811**	**14**	**22**	**36**	**6**	**22**	**0**	**1**	**2**	**70**	**3.2**

Three-point field goals: 0-0.

A - STATISTICS FOR THAT CATEGORY WERE NOT KEPT THAT YEAR.
X - A PLAYER COULD NOT FOUL OUT OF AN ABA GAME THAT YEAR.

ALL-TIME NUMBERS

#00
Anthony Cook (1991-93)
Darrell Arthur (2013-18)

#0
Orlando Woolridge (1990-91)
Taurean Green (2007-08)
Gary Forbes (2010-11)
DeMarre Carroll (2011-12)
Aaron Brooks (2014)
Emmanuel Mudiay (2015-18)
Isaiah Thomas (2018-19)

#1
Kenny Higgs (1980-82)
Darwin Cook (1988-89)
Eddie Hughes (1989-90)
Corey Gaines (1990-91)
Mark Macon (1991-92)
Adonis Jordan (1993-94)
Mahmoud Abdul-Rauf (1994-96)
Kiwane Garris (1997-98)
Donnell Harvey (2001-03)
Voshon Lenard (2003-06)
J.R. Smith (2006-09)
Chauncey Billups (2009-11)
Jordan Hamilton (2011-14)
Alonzo Gee (2014-2015)
Jameer Nelson (2015-17)
Michael Porter Jr. (2018-Pres.)

#2*
Alex English (1979-90)*

#3
Carl Nicks (1980-81)
Mahmoud Abdul-Rauf (1990-94)
Dale Ellis (1994-97)
Harold Ellis (1997-98)
Monty Williams (1998-99)
Tracy Murray (2000-01)
Vincent Yarbrough (2002-03)
DerMarr Johnson (2004-06)
Allen Iverson (2006-09)
Ty Lawson (2009-2015)
Mike Miller (2015-17)
Torrey Craig (2017-20)

#4
Darrell Walker (1986-87)
Darnell Mee (1993-95)
Tony Battie (1997-98)
Chauncey Billups (1998-00)
Anthony Goldwire (2000-01)
Predrag Savovic (2002-03)
Jeff Trepagnier (2003-04)
Anthony Carter (2006-07)
Kenyon Martin (2007-11)
Randy Foye (2013-2016)
Paul Millsap (2017-Pres.)

#5
Robert Smith (1977-79)
David Burns (1981-82)
Mike Evans (1982-88)
Terry Mills (1990-91)

#5 (CONT.)
Kenny Battle (1990-91)
Roy Marble (1993-94)
Jalen Rose (1994-96)
McInnis (1996-97)
Anthony Goldwire (1996-98)
Tyson Wheeler (1998-99)
Ron Mercer (1999-00)
Voshon Lenard (2000-02)
Juwan Howard (2002-03, '08-09)
Rodney White (2003-05)
Charles Smith (2005-06)
Yakhouba Diawara (2006-08)
J.R. Smith (2009-2011)
Rudy Fernandez (2011-2012)
Nate Robinson (2014-15)
Will Barton (2015-Pres.)

#6
Walter Davis (1988-92)
Brooks Thompson (1996-97)
Avery Johnson (2001-02)
Junior Harrington (2002-03)
Kenyon Martin (2004-07)
Jason Hart (2008-09)
Arron Afflalo (2009-2012)
Sean Kilpatrick (2016)
Axel Toupane (2015-16)
Brandon Goodwin (2018-19)
Jarred Vanderbilt (2018-2020)
Keita Bates-Diop (2020)

#7
Billy McKinney (1980-82)
Eldridge Recasner (1994-95)
Don MacLean (1995-96)
Cory Alexander (1997-00)
Juwan Howard (2001-02)
Rodney White (2002-03)
Greg Buckner (2004-06)
Jamal Sampson (2006-07)
Chauncey Billups (2008-09)
Al Harrington (2010-12)
J.J. Hickson (2013-2016)
Alonzo Gee (2017)
Trey Lyles (2017-19)
Mason Plumlee (2020)

#8
Bison Dele (1993-95)
Rastko Cvetkovic (1995-96)
Sarunas Marciulionis (1996-97)
Chris Herren (1999-00)
Earl Watson (2005-06)
Joe Smith (2006-07)
DerMarr Johnson (2006-07)
Danillo Gallinari (2010-17)
Jarred Vanderbilt (2018-Pres.)

#9
Greg Grant (1994-95, '95-96)
Tariq Abdul-Wahad (1999-02)
Mark Bryant (2002-03)
Bryon Russell (2004-06)
Andre Iguodala (2012-13)
JaKarr Sampson (2016)
Johnny O'Bryant (2017)
Jerami Grant (2019-20)

#10
Grant Simmons (1967-68)
Wayne Chapman (1970-71)
Al Smith (1971-74)
Don Washington (1974-75)
Jim Bradley (1975-76)
Marvin Webster (1975-77)
Ralph Simpson (1977-78)
John Kuester (1978-79)
John Roche (1979-81)
Keith Edmonson (1983-84)
Willie White (1984-86)
Scott Hastings (1991-93)
Randy Woods (1995-96)
Tim Hardaway (2001-02)
Wesley Person (2004-05)
Howard Eisley (2005-06)
Julyan Stone (2011-13)
Nate Robinson (2013-14)
Arron Afflalo (2014-15)
Bol Bol (2019-Pres.)

#11
Bob Verga (1968-69)
Floyd Theard (1969-70)
Larry Brown (1970-72)
Chuck Williams (1971-77)
Charles Scott (1978-80)
Maurice Martin (1986-89)
Joe Barry Carroll (1989-90)
Doug Overton (1995-96)
Kelly McCarty (1998-99)
Kenny Satterfield (2001-03)
Shammond Williams (2002-03)
Earl Boykins (2003-07)
Bobby Jones (2007-08)
Chris Andersen (2008-12)
Erick Green (2014-15)
Monte Morris (2017-Pres.)

#12*
Chuck Gardner (1967-68)
John Fairchild (1968-69)
Lavern Tart (1968-69)
Steve Wilson (1970-72)
Warren Jabali (1971-73)
Ted McClain (1976-77)
Lafayette "Fat" Lever (1984-90)
Winston Garland (1991-92)
Mark Macon (1992-93)
Chris Whitney (2002-03)
Chris Andersen (2003-04)
Luis Flores (2004-05)
Chucky Atkins (2007-09)
DJ Augustin (2016)
Jarnell Stokes (2016)

#13
Julius Keye (1972-74)
Monte Towe (1975-77)
Mark Jackson (1996-97)
Jimmy King (1996-97)
Bobby Jackson (1997-98)
Keon Clark (1998-99)
Sonny Weems (2008-09)
Corey Brewer (2011-13)

#14
John Morrison (1967-68)
Cliff Anderson (1969-70)
Art Becker (1970-72)
Dan Hester (1970-71)
Dave Bustion (1972-73)
Roland "Fatty" Taylor (1974-77)
Brian Taylor (1977-78)
Michael Adams (1987-91)
Robert Pack (1992-95, '00-01)
Eric Murdock (1996-97)
Melvin Booker (1996-97)
Elmer Bennett (1996-97)
Eric Washington (1997-99)
Devin Brown (2002-03)
Joey Graham (2009-10)
Gary Harris (2014-Pres.)

#15
Pat McFarland (1973-75)
Jimmy Foster (1975-76)
Jim Price (1976-78)
Eddie Hughes (1988-89)
Avery Johnson (1990-91)
Danny Fortson (1997-99)
Keon Clark (1999-01)
Chris Andersen (2001-03)
Carmelo Anthony (2003-11)
Anthony Randolph (2012-14)
Nikola Jokic (2015-Pres.)

#16
Kostas Papanikolaou (2015)

#17
Vincent Askew (1996-97)
Joe Wolf (1997-98)
Johnny Taylor (1998-00)

#19
Lonnie Lynn (1969-70)

#20
Lefty Thomas (1967-68)
Frank Card (1971-73)
Mack Calvin (1974-75, '76-78)
Roger Brown (1975-76)
George Johnson (1979-80)
Dwight Anderson (1982-83)
Elston Turner (1984-86, '88-89)
LaPhonso Ellis (1992-98)
Jeff Trepagnier (2002-03)
Jon Barry (2003-04)
Raymond Felton (2010-11)
Ian Clark (2015)
Tyler Lydon (2017-19)

#21
Claude Terry (1972-76)
Anthony Roberts (1977-80)
Rob Williams (1985-86)
Todd Lichti (1989-92)
Tom Hammonds (1992-97)
Dean Garrett (1997-98)
Carl Herrera (1998-99)
George McCloud (1999-02)
Adam Harrington (2002-03)
Eduardo Najera (2005-08)
Wilson Chandler (2010-18)

#22
Julian Hammond (1967-68, '71-72)
Mike Green (1973-75)
Gus Gerard (1975-77)
Geoff Crompton (1978-79)
Glen Gondrezick (1979-80, '82-83)
Otis Smith (1986-88)
David Greenwood (1988-89)
Tim Legler (1990-91)
Craig Neal (1990-91)
Jim Farmer (1990-91, '93-94)
Ricky Pierce (1996-97)
Johnny Newman (1997-98)
Nikoloz Tskitishvili (2002-05)
Ruben Patterson (2005-06)
Von Wafer (2007-08)
Jamaal Franklin (2015)
Richard Jefferson (2017-18)

#23
Jeff Congdon (1967-68; '69-70)
John Barnhill (1970-71)
Steve Mix (1971-72)
Steve Jones (1973-74)
T.R. Dunn (1980-88; '89-91)
Bryant Stith (1992-00)
Marcus Camby (2002-08)
Shelden Williams (2010-11)
Jusuf Nurkic (2014-16)
DeVaughn Akoon-Purcell (2018-19)

#24
Tom Hoover (1967-68)
Bill McGill (1968-69)
Spencer Haywood (1969-70)
Dwight Waller (1970-72)
John Q. Trapp (1972-73)
Bobby Jones (1974-78)
Gary Garland (1979-80)
Bill Hanzlik (1982-91)
Todd Lichti (1992-93)
Antonio McDyess (1995-97, '98-02, '08-09)
Andre Miller ('03-06, '11-14)
Jan Vesely (2014)
Mason Plumlee (2016-2020)

#25
Dave Robisch (1971-75, '80-84)
Dan Issel (1975-76)\
George Zidek (1996-98)
Roy Rogers (1999-00)
Zendon Hamilton (2001-02)
John Crotty (2002-03)
Steve Blake (2006-07)
Anthony Carter (2006-11)
Timofey Mozgov (2010-2015)
Malik Beasley (2016-2020)
Tyler Cook (2020)

#27
Elmore Spencer (1995-96)
Mengke Bateer (2001-02)
Johan Petro (2008-10)
Jamal Murray (2016-Pres.)

#28
Robert Werdann (1992-93)
Jameer Nelson (2014-15)

#29
Calbert Cheaney (2000-02)
Mike Wilks (2007-08)

#30
Ron Horn (1967-68)
R.B. Lynam (1967-68)
Richie Moore (1967-68)
Ken Wilburn (1968-69)
Tom Workman (1970-71)
Willie Long (1972-74)
George Irvine (1975-76)
Jacky Dorsey (1977-78)
Darnell Hillman (1977-78)
Norman Cook (1977-78)
George McGinnis (1978-81)
Anthony Roberts (1983-84)
Jay Vincent (1987-89)
Marcus Liberty (1990-94)
Kenny Smith (1996-97)
Priest Lauderdale (1997-98)
Mark Strickland (2000-01
Carlos Arroyo (2001-02)
Mark Blount (2002-03)
Reggie Evans (2005-07)
Dahntay Jones (2008-09)
Malik Allen (2009-10)
Quincy Miller (2012-14)
Troy Daniels (2020)

#31
Marv Roberts (1971-74)
Maurice "Bo" Ellis (1977-80)
Pete Williams (1985-87)
Andre Moore (1987-88)
Nick Van Exel (1998-02)
Nenê (2002-2012)
Vlatko Cancar (2019-Pres.)

#32
Larry Jones (1967-70)
Jan Van Breda Kolff (1974-75)
Bobby Wilkerson (1977-80)
Howard Carter (1983-84)
Mark Alarie (1986-87)
Eric Williams (1997-99)
Chris Gatling (1999-00)
Garth Joseph (2000-01)
Ryan Bowen (2001-04)
Julius Hodge (2005-07)
Renaldo Balkman (2008-11)
Noah Vonleh (2020)

#33*
Don Sidle (1970-71)
David Thompson (1975-82)*
Ken Dennard (1983-84)
Calvin Natt (1984-89)
Greg Anderson (1990-92)

#34
Walt Piatkowski (1968-70)
Cedric Hordges (1980-82)
Dan Schayes (1982-90)
Anthony Mason (1990-91)
Reggie Williams (1990-96)
Loren Meyer (1998-99)
Isaiah Rider (2001-02)
Jelani McCoy (2007-08)
Melvin Ely (2010-11)
JaVale McGee (2012-15)
Roy Hibbert (2017)
Devin Harris (2017-18)
Nick Young (2018)

#35
Larry Cannon (1970-71)
Paul Silas (1976-77)
Kim Hughes (1978-81)
Richard Anderson (1983-84)
Joe Kopicki (1984-85)
Brad Wright (1987-88)
Michael Brooks (1987-88)
Jerome Lane (1988-92)
Reggie Slater (1994-95)
Darvin Ham (1996-97)
Cheikh Samb (2008-09)
Kenneth Faried (2011-18)
PJ Dozier (2019-Pres.)

#36
Shawnelle Scott (2001-02)

#40*
Byron Beck (1967-77)*

#41
Tom Boswell (1978-80)
Arvid Kramer (1979-80)
Blair Rasmussen (1985-91)
LaSalle Thompson (1996-97)
James Posey (1999-03)
Mark Pope (2003-04)
Kosta Koufos (2010-13)
Juancho Hernangomez (2016-2020)

#42
Lonnie Wright (1967-68, '70-71)
Willie Wise (1976-77)
Ron Valentine (1980-81)
Wayne Cooper (1984-89)
Mike Higgins (1989-90)
Joe Wolf (1990-92)
Mark Randall (1993-94; '94-95)
Ryan Bowen (1999-01)
Scott Williams (2001-02)

#43
James Ray (1980-83)
Wayne Englestad (1988-89
Kevin Brooks (1991-94)
Kevin Willis (2000-01)
Linas Kleiza (2005-09)

#44*
Willie Murrell (1967-68)
Willie Rogers (1968-69)
Ben Warley (1969-70)
Ralph Simpson (1970-76)
Dan Issel (1976-85)*

#45
Tom LaGarde (1977-78)
Jawann Oldham (1980-81)
Tim Kempton (1989-90)
Anthony Cook (1990-91)
Gary Plummer (1992-93)
Mark Randall (1993-94)
Raef LaFrentz (1998-02)
Steven Hunter (2007-09)
Thomas Welsh (2018-19)

#50
Tom Bowens (1967-68)
Charlie Parks (1968-69)
Julius Keye (1970-71)
Steve Mix (1971-72)
Steve Scheffler (1991-92)
Reggie Slater (1995-96)
Matt Fish (1995-96)
Ervin Johnson (1996-97)
Dan McClintock (2000-01)

#51
Michael Doleac (2003-04)

#52
Larry Bunce (1968-69)
Julius Keye (1969-70)
Jordan McRae (2020)

#53
Rich Kelley (1982-83)
Cliff Levingston (1994-95)
Jerome Allen (1996-97)

#54
Wayne Hightower (1967-69)
Greg Wittman (1969-70)
Rodney Rogers (1993-95)
Ronald "Popeye" Jones (1999-00)
Terry Davis (2000-01)

#55*
Phil Hicks (1978-79)
Kiki Vandeweghe (1980-84)
Dikembe Mutombo (1991-96)
Aaron Williams (1996-97)

#56
Francisco Elson (2003-06)

#77
Joffrey Lauvergne (2015-2016)

#94
Evan Fournier (2012-14)

***Number retired**

ALL-TIME COLLEGIATE ROSTER

NORTH CAROLINA (15)
Larry Brown (1970-72)
Geoff Crompton (1977-78)
Walter Davis (1988-92)
Raymond Felton (2010-11)
Bobby Jones (1974-78)
John Kuester (1978-79)
Tom Lagarde (1977-78)
Ty Lawson (2009-2015)
Jeff McInnis (1996-97)
Charles Scott (1978-80)
Kenny Smith (1996-97)
Don Washington (1974-75)
Scott Williams (2001-02)
Shammond Williams (2002-03)
Joe Wolf (1990-92; '97-98)

UCLA (10)
Thomas Welsh (2018-19)
Arron Afflalo (2009-2012; 2014-15)
Jelani McCoy (2007-08)
Earl Watson (2005-06)
Tracy Murray (2000-01)
George Zidek (1996-98)
Don MacLean (1995-96)
David Greenwood (1988-89)
Brad Wright (1987-88)
Kiki Vandeweghe (1980-84)

KANSAS (8)
Darrell Arthur (2013-18)
Roger Brown (1975-76)
Norman Cook (1977-78)
Wayne Hightower (1967-69)
Adonis Jordan (1993-94)
Raef LaFrentz (1998-02)
Mark Randall (1993-95)
Dave Robisch (1971-75, '80-84)

CINCINNATI (7)
Sean Kilpatrick (2016)
Danny Fortson (1997-99)
DerMarr Johnson (2004-07)
Kenyon Martin (2004-2011)
Ruben Patterson (2005-06)
Kenny Satterfield (2001-02)
Nick Van Exel (1998-02)

ALABAMA (6)
T.R. Dunn (1980-91)
Jim Farmer (1990-91, '93-94)
Alonzo Gee (2014-15, '17)
Antonio McDyess (1995-97; '98-02)
Roy Rogers (1999-00)
Eric Washington (1997-99)

DUKE (6)
Mason Plumlee (2017-20)
Shelden Williams (2010-11)
Mark Alarie (1986-87)
Ken Dennard (1983-84)
Dahntay Jones (2008-09)
Bob Verga (1968-69)

INDIANA (6)
Noah Vonleh (2020)
Calbert Cheaney (2000-02)
Dean Garrett (1997-98)
Ron Horn (1967-68)
George McGinnis (1978-80)
Bobby Wilkerson (1977-80)

KENTUCKY (6)
Jarred Vanderbilt (2018-Pres.)
Jamal Murray (2016-Pres.)
Trey Lyles (2017-19)
Mark Pope (2003-05)
Dan Issel (1975-85)
Ron Mercer (1999-00)

LA SALLE (6)
Michael Brooks (1987-88)
Larry Cannon (1970-71)
Tim Legler (1990-91)
Doug Overton (1995-96)
Fatty Taylor (1974-75, '76-77)
Randy Woods (1995-96)

LOUISIANA STATE (6)
Johnny O'Bryant (2017)
Anthony Randolph (2012-14)
Mahmoud Abdul-Rauf (1990-96)
Howard Carter (1983-84)
Kenny Higgs (1980-82)
Dan Hester (1970-71)

NOTRE DAME (6)
Elmer Bennett (1996-97)
LaPhonso Ellis (1992-98)
Bill Hanzlik (1982-91)
Tim Kempton (1989-90)
Monty Williams (1998-99)
Orlando Woolridge (1990-91)

SOUTH CAROLINA (6)
P.J Dozier (2019-Pres.)
Renaldo Balkman (2008-11)
Cedric Hordges (1980-82)
Alex English (1979-90)
John Roche (1979-82)
Tom Boswell (1978-80)

ST. JOHN'S (6)
JaKarr Sampson (2016-Pres.)
Zendon Hamilton (2001-02)
Mark Jackson (1996-97)
George Johnson (1979-80)
Shawnelle Scott (2001-02)
Robert Werdann (1992-93)

SYRACUSE (6)
Jerami Grant (2019-20)
Tyler Lydon (2017-19)
Carmelo Anthony (2003-11)
Jason Hart (2008-09)
Dan Schayes (1982-90)
Stephen Thompson (1989-90)

TENNESSEE STATE (6)
John Barnhill (1970-71)
Anthony Mason (1990-91)
Ted McClain (1976-77)
Lefty Thomas (1967-68)
Dwight Waller (1969-70, '71-72)
Ben Warley (1969-70)

UNLV (6)
Keon Clark (1998-01)
Glen Gondrezick (1979-83)
Isaiah Rider (2001-02)
Robert Smith (1977-79)
Elmore Spencer (1995-96)
John Q. Trapp (1972-73)

ARIZONA (5)
Richard Jefferson (2017-18)
Anthony Cook (1990-93)
Bison Dele (1993-95)
Andre Iguodala (2012-13)
Pete Williams (1985-87)

WASHINGTON (5)
Isaiah Thomas (2018-19)
Nate Robinson (2013-15)
Bobby Jones (2007-08)
Eldridge Recasner (1994-95)
George Irvine (1975-76)

FLORIDA (4)
Mike Miller (2015-17)
Corey Brewer (2011-13)
Taurean Green (2007-08)
Donnell Harvey (2001-03)

GEORGETOWN (4)
Dikembe Mutombo (1991-96)
Reggie Williams (1990-96)
Allen Iverson (2006-09)
Roy Hibbert (2017)

HOUSTON (4)
Greg Anderson (1990-92)
Anthony Goldwire (1996-98; '00-01)
Carl Herrera (1998-99)
Rob Williams (1982-84)

IOWA (4)
Tyler Cook (2020)
Reggie Evans (2005-07)
Ryan Bowen (1999-04)
Roy Marble (1993-94)

MICHIGAN (4)
Juwan Howard (2001-03, '08-09)
Jimmy King (1996-97)
Terry Mills (1990-91)
Jalen Rose (1994-96)

MICHIGAN STATE (4)
Gary Harris (2014-Pres.)
Ralph Simpson (1970-78)
Jay Vincent (1987-89)
Kevin Willis (2000-01)

MISSOURI (4)
Michael Porter Jr. (2018-Pres.)
DeMarre Carroll (2011-12)
Linas Kleiza (2005-09)
Melvin Booker (1996-97)

NORTH CAROLINA STATE (4)
J.J. Hickson (2013-2016)
Julius Hodge (2005-07)
David Thompson (1975-82)
Monte Towe (1975-77)

OREGON (4)
Bol Bol (2019-Pres.)
Aaron Brooks (2014)
Steve Jones (1973-74)
Blair Rasmussen (1985-91)

SOUTHERN CALIFORNIA (4)
Dwight Anderson (1982-83)
Mack Calvin (1974-75, '76-78)
Robert Pack (1992-95; '00-01)
Jeff Trepagnier (2002-04)

ALL-TIME COLLEGIATE ROSTER

ST. JOSEPH'S (PA) (4)
Jameer Nelson (2015-17)
Cliff Anderson (1969-70)
Maurice Martin (1986-89)
Pat McFarland (1973-75)

VIRGINIA (4)
Cory Alexander (1997-00)
John Crotty (2002-03)
Gus Gerard (1975-77)
Bryant Stith (1992-00)

ARKANSAS (3)
Scott Hastings (1991-93)
Darrell Walker (1986-87)
Sonny Weems (2008-09)

COLORADO (3)
Chauncey Billups (1998-00, '08-11)
Chuck Gardner (1967-68)
Chuck Williams (1971-72, '75-77)

DEPAUL (3)
Wilson Chandler (2010-18)
Gary Garland (1979-80)
Steven Hunter (2007-09)

FLORIDA STATE (3)
Malik Beasley (2016-2020)
George McCloud (1999-02)
Von Wafer (2007-08)

GEORGIA TECH (3)
Jon Barry (2003-04)
Craig Neal (1990-91)
Tom Hammonds (1992-97)

ILLINOIS (3)
Kenny Battle (1990-91)
Kiwane Garris (1997-98)
Marcus Liberty (1990-94)

OKLAHOMA (3)
Willie Rogers (1968-69)
Don Sidle (1970-71)
Eduardo Najera (2005-08)

PURDUE (3)
Joe Barry Carroll (1989-90)
Keith Edmonson (1983-84)
Steve Scheffler (1991-92)

STANFORD (3)
Rich Kelley (1982-83)
Todd Lichti (1989-93)
Claude Terry (1972-76)

TENNESSEE (3)
Jordan McRae (2020)
Jarnell Stokes (2016)
Vincent Yarbrough (2002-03)
Dale Ellis (1994-97)

TEXAS (3)
DJ Augustin (2016)
Jordan Hamilton (2011-14)
LaSalle Thompson (1996-97)

UTAH (3)
Michael Doleac (2003-04)
Bill McGill (1968-69)
Andre Miller ('03-07, '11-14)

VILLANOVA (3)
Randy Foye (2013-2016)
Malik Allen (2009-10)
Tom Hoover (1967-68)

ARIZONA STATE (2)
Art Becker (1970-72)
Fat Lever (1984-90)

AUBURN (2)
Adam Harrington (2002-03)
Wesley Person (2004-05)

BOSTON COLLEGE (2)
Michael Adams (1987-91)
Howard Eisley (2005-06)

BRADLEY (2)
Al Smith (1971-74)
Levern Tart (1968-69)

BRIGHAM YOUNG (2)
Jeff Congdon (1967-70)
John Fairchild (1968-69)

CALIFORNIA (2)
Francisco Elson (2003-06)
Jamal Sampson (2006-07)

CENTRAL STATE (OH) (2)
Priest Lauderdale (1997-98)
Ken Wilburn (1968-69)

CLEMSON (2)
Greg Buckner (2004-06)
Chris Whitney (2002-03)

COLORADO STATE (2)
Eddie Hughes (1988-90)
Lonnie Wright (1967-71)

DENVER (2)
Byron Beck (1967-77)
Dave Bustion (1972-73)

DETROIT (2)
Spencer Haywood (1969-70)
Joe Kopicki (1984-85)

FRESNO STATE (2)
Melvin Ely (2010-11)
Chris Herren (1999-00)

HAWAII (2)
Anthony Carter (2006-11)
Predrag Savovic (2002-03)

IOWA STATE (2)
Monte Morris (2017-Pres.)
Loren Meyer (1998-99)

JACKSONVILLE (2)
James Ray (1980-83)
Otis Smith (1986-88)

KANSAS STATE (2)
Mike Evans (1982-88)
Willie Murrell (1967-68)

LOUISIANA TECH (2)
Paul Millsap (2017-Pres.)
Mike Green (1973-75)

MARYLAND (2)
Steve Blake (2006-07)
Joe Smith (2006-07)

MASSACHUSETTS (2)
Marcus Camby (2002-08)
Gary Forbes (2010-11)

MINNESOTA (2)
Bobby Jackson (1997-98)
Voshon Lenard (2000-02, '03-06)

MEMPHIS (2)
Will Barton (2015-Pres.)
Vincent Askew (1996-97)

NEW MEXICO (2)
Willie Long (1972-74)
Charles Smith (2005-06)

NEW ORLEANS (2)
Wayne Cooper (1984-89)
Ervin Johnson (1996-97)

OHIO STATE (2)
Keita Bates-Diop (2020)
Kosta Koufos (2010-13)

OKLAHOMA STATE (2)
Joey Graham (2009-10)
Brooks Thompson (1996-97)

OLD DOMINION (2)
Chris Gatling (1999-00)
Ron Valentine (1980-81)

PITTSBURGH (2)
Mark Blount (2002-03)
Jerome Lane (1988-92)

PROVIDENCE (2)
Eric Murdock (1996-97)
Eric Williams (1997-99)

RICE (2)
Ricky Pierce (1996-97)
Mike Wilks (2007-08)

SAN JOSE STATE (2)
Tariq Abdul-Wahad (1999-02)
Darnell Hillman (1977-78)

SEATTLE (2)
Jawann Oldham (1980-81)
Tom Workman (1970-71)

SOUTH CAROLINA STATE (2)
Frank Card (1971-73)
Julius Keye (1969-74)

TEMPLE (2)
Mark Macon (1991-94)
Mark Strickland (2000-01)

TENNESSEE-CHATTANOOGA (2)
Johnny Taylor (1998-00)
Willie White (1984-86)

TEXAS-EL PASO (2)
Tim Hardaway (2001-02)
Julyan Stone (2011-13)

TEXAS TECH (2)
Tony Battie (1997-98)
Darvin Ham (1996-97)

TOLEDO (2)
Larry Jones (1967-70)
Steve Mix (1971-72)

UTAH STATE (2)
Larry Bunce (1968-69)
Marv Roberts (1971-74)

WESTERN KENTUCKY (2)
Wayne Chapman (1970-71)
Darnell Mee (1993-95)

ALL-TIME COLLEGIATE ROSTER

WICHITA STATE (2)
Warren Jabali (1972-74)
Cliff Levingston (1994-95)

WISCONSIN (2)
Devin Harris (2017-18)
Kim Hughes (1978-81)

XAVIER (OH) (2)
James Posey (1999-03)
Aaron Williams (1996-97)

AUGUSTANA (1)
Arvid Kramer (1979-80)

BAYLOR (1)
Quincy Miller (2012-14)

BELMONT (1)
Ian Clark (2015)

BLINN (TX) J.C. (1)
Chris Andersen (2001-04, '08-12

BOWLING GREEN (1)
Walt Piatkowski (1969-70)

BOSTON (1)
Gary Plummer (1992-93)

CANISIUS (1)
John Morrison (1967-68)

CENTRAL FLORIDA (1)
Brandon Goodwin (2018-19)

CHARLOTTE (1)
Rodney White (2002-05)

COLLEGE OF ST. ROSE (1)
Garth Joseph (2000-01)

CONNECTICUT (1)
Jimmy Foster (1975-76)

CREIGHTON (1)
Paul Silas (1975-76)

DRAKE (1)
Willie Wise (1976-77)

EASTERN CAROLINA (1)
Greg Wittman (1969-70)

EASTERN MICHIGAN (1)
Earl Boykins (2003-07)

FLORIDA INTERNATIONAL (1)
Carlos Arroyo (2001-02)

GEORGIA (1)
Jacky Dorsey (1977-78)

GRAMBLING (1)
Tom Bowens (1967-68)

HANOVER (IN) (1)
Steve Wilson (1970-72)

HIRAM SCOTT (1)
Richie Moore (1967-68)

IDAHO STATE (1)
Charley Parks (1968-69)

ILLINOIS STATE (1)
DeVaughn Akoon-Purcell (2018-19)

INDIANA STATE (1)
Carl Nicks (1980-81)

KENTUCKY STATE (1)
Floyd Theard (1969-70)

LONG BEACH STATE (1)
Bryon Russell (2004-06)

LOUISVILLE (1)
Jim Price (1976-78)

LOYOLA, CHICAGO (1)
Andre Moore (1987-88)

LOYOLA, MARYMOUNT (1)
Corey Gaines (1990-91)

MANHATTAN (1)
Luis Flores (2004-05)

MARQUETTE (1)
Bo Ellis (1977-80)

MISSISSIPPI (1)
Elston Turner (1984-86, '88-89)

MOREHEAD ST. (1)
Kenneth Faried (2011-18)

MOREHOUSE (1)
Harold Ellis (1997-98)

MORGAN STATE (1)
Marvin Webster (1975-77)

MURRAY STATE (1)
Ronald "Popeye" Jones (1999-00)

NEBRASKA (1)
Grant Simmons (1967-69)

NEVADA (1)
JaVale McGee (2012-2015)

NE LOUISIANA (1)
Calvin Natt (1984-89)

NORTHERN ARIZONA (1)
Dan McClintock (2000-01)

NORTHERN COLORADO (1)
Mike Higgins (1989-90)

NORTHERN ILLINOIS (1)
Jim Bradley (1975-76)

NORTHWESTERN (1)
Billy McKinney (1980-83)

OKLAHOMA BAPTIST (1)
R.B. Lynam (1967-68)

ORAL ROBERTS (1)
Anthony Roberts (1977-80, '83-84)

PENNSYLVANIA (1)
Jerome Allen (1996-97)

PEPPERDINE (1)
Yakhouba Diawara (2006-08)

PORTLAND (1)
Darwin Cook (1988-89)

PRINCETON (1)
Brian Taylor (1977-78)

RHODE ISLAND (1)
Tyson Wheeler (1998-99)

RICHMOND (1)
Johnny Newman (1997-98)

SAINT LOUIS (1)
David Burns (1981-82)

SAN DIEGO STATE (1)
Jamaal Franklin (2015)

SETON HALL (1)
Mark Bryant (2002-03)

SOUTH FLORIDA (1)
Chucky Atkins (2007-09)

SOUTHERN (1)
Avery Johnson (1990-91)

SOUTHERN MISSISSIPPI (1)
Kelly McCarty (1998-99)

SOUTHWEST MISSOURI ST. (1)
Winston Garland (1991-92)

SOUTHWEST LOUISIANA (1)
Kevin Brooks (1991-94)

TEXAS-SAN ANTONIO (1)
Devin Brown (2002-03)

TRENTON STATE (NJ) (1)
Greg Grant (1994-95; '95-96)

TULANE (1)
Phil Hicks (1978-79)

TULSA (1)
Julian Hammond (1967-72)

UC-IRVINE (1)
Wayne Englestad (1988-89)

UNC-WILMINGTON (1)
Matt Fish (1995-96)

UC-SANTA BARBARA (1)
Richard Anderson (1983-84)

USC (1)
Nick Young (2018)

USC-UPSTATE (1)
Torrey Craig (2017-20)

VANDERBILT (1)
Jan Van Breda Kolff (1974-75)

VCU (1)
Troy Daniels (2020)

VIRGINIA TECH (1)
Erick Green (2014-2015)

VIRGINIA UNION (1)
Terry Davis (2000-01)

WAKE FOREST (1)
Rodney Rogers (1993-95)

WILBERFORCE (1)
Lonnie Lynn (1969-70)

WINGATE (1)
Junior Harrington (2002-03)

WYOMING (1)
Reggie Slater (1994-95; '95-96)

1977 NBA DRAFT

ROUND	OVERALL PICK	PLAYER, SCHOOL
1	9	Tom LaGarde, F, North Carolina
1	21	Anthony Roberts, F, Oral Roberts
3	65	Robert Smith, G, UNLV
5	109	John Billips, G, Mississippi
6	130	Jim Town, F, Massachusetts
7	148	Willie High, Alabama State
8	169	Len Saunders, G, Florida

1978 NBA DRAFT

ROUND	OVERALL PICK	PLAYER, SCHOOL
1	17	Rod Griffin, F, Wake Forest
1	21	Mike Evans, G, Kansas State
3	46	Hollis Copeland, F, Rutgers
5	106	Mike Edwards, G, Pan American
6	127	Robert Heard, G, Columbus College (GA.)
7	148	Jack Gilloon, G, South Carolina
8	166	Larry Vaculik, F, Colorado
9	183	Tom Schneeberger, F, Air Force
10	198	Phil Taylor, F, Arizona

1979 NBA DRAFT

ROUND	OVERALL PICK	PLAYER, SCHOOL
2	30	Gary Garland, G, DePaul
5	102	Larry Williams, F, Louisville
6	122	Odell Ball, C, Marquette
7	144	John Johnson, G, Creighton
8	162	Matt Teahan, F, Denver
9	179	Emmett Lewis, G, Colorado

1980 NBA DRAFT

ROUND	OVERALL PICK	PLAYER, SCHOOL
1	5	James Ray, F, Jacksonville
1	23	Carl Nicks, G, Indiana State
2	41	Jawaan Oldham, C, Seattle
3	47	Kurt Nimphius, C, Arizona State
3	48	Eddie Lee, G, Cincinnati
3	51	Ron Valentine, F, Old Dominion
4	73	Sammie Ellis, F, Pittsburgh
5	97	James Patrick, G, Sthwst Texas State
6	119	Ernie Hill, G, Oklahoma City
7	143	Tommy Springer, G, Vanderbilt
9	184	Jim Graziano, F, South Carolina
10	202	Earl Sango, F, Regis College (Denver)

1981 NBA DRAFT

ROUND	OVERALL PICK	PLAYER, SCHOOL
2	34	Kenneth Green, F, Texas Pan American
5	101	Willie Sims, G, Louisiana State
6	124	Alonzo Weatherly, F, Denver
7	147	Greg Manning, G, Maryland
8	169	Curtis Redding, G, St. John's
9	191	Andrew Burton, G, Austin Peay
10	211	Derrick Rowland, F, Potsdam State

1982 NBA DRAFT

ROUND	OVERALL PICK	PLAYER, SCHOOL
1	19	Rob Williams, G, Houston
3	62	Roylin Bond, G, Pepperdine
4	84	Alford Turner, G, Southwest Louisiana
5	109	Bill Duffy, G, Santa Clara
6	131	Chris Brust, F, North Carolina
7	153	Jeb Barlow, F, North Carolina
8	178	Donnie Speer, F, Alabama-Birmingham
9	200	Dean Sears, F, UCLA
10	220	Mike Philips, G, Niagara

1983 NBA DRAFT

ROUND	OVERALL PICK	PLAYER, SCHOOL
1	15	Howard Carter, G, Louisiana State
2	37	David Russell, F, St. John's
3	61	David Little, F, Oklahoma
4	83	York Gross, G, Cal-Santa Barbara
5	107	James Braddock, G, North Carolina
6	129	Glen Green, F, Murray State
7	153	Maurice McDaniel, F, Catawba College
8	175	Cliff Tribus, C, Davidson
9	198	Bobby Van Noy, F, Catawba College
10	218	Cleveland McCrae, F, Catawba College

1984 NBA DRAFT

ROUND	OVERALL PICK	PLAYER, SCHOOL
2	42	Willie White, G, Tenn.-Chattanooga
4	79	Karl Tilleman, G, Calgary
5	103	Prince Bridges, G, Missouri
6	125	Willie Burton, F, Tennessee
7	149	Mark Simpson, F, Catawba College
8	171	Bill Wendlandt, F, Texas
9	194	Cecil Exum, F, North Carolina
10	215	Dexter Bailey, G, Xavier (Ohio)

1985 NBA DRAFT

ROUND	OVERALL PICK	PLAYER, SCHOOL
1	15	Blair Rasmussen, C, Oregon
2	43	Barry Stevens, G, Iowa State
4	89	Pete Williams, F, Arizona
5	112	Kenny Brown, G, Texas A&M
6	135	Joe Carrobino, F, Harvard
7	158	Eddie Smith, F, Arizona

1986 NBA DRAFT

ROUND	OVERALL PICK	PLAYER, SCHOOL
1	16	Maurice Martin, G, St. Joseph's
1	18	Mark Alarie, F, Duke
2	41	Otis Smith, G, Jacksonville
3	64	Don Redden, F, Louisiana State
4	87	Anthony Watson, G, San Diego State
5	110	Jon Collins, G, Eastern Illinois
6	133	Anthony Frederick, F, Pepperdine
7	156	Mike Marshall, G, McNeese State

1987 NBA DRAFT

ROUND	OVERALL PICK	PLAYER, SCHOOL
2	31	Andre Moore, F, Loyola (Chicago)
3	54	Tom Schafer, F, Iowa State
4	77	David Boone, F, Marquette
5	100	Ronnie Grandison, F, New Orleans
6	123	Kelvin Scarborough, G, New Mexico
7	156	Curtis Hunter, G, North Carolina

1988 NBA DRAFT

ROUND	OVERALL PICK	PLAYER, SCHOOL
1	23	Jerome Lane, F, Pittsburgh
2	43	Todd Mitchell, F, Purdue
2	47	Vernon Maxwell, G, Florida *
3	66	Dwight Boyd, G, Memphis State

1989 NBA DRAFT

ROUND	OVERALL PICK	PLAYER, SCHOOL
1	15	Todd Lichti, G, Stanford
2	42	Michael Cutright, G, McNeese State
2	47	Reginald Turner, F, Alabama-Birmingham

1990 NBA DRAFT

ROUND	OVERALL PICK	PLAYER, SCHOOL
1	3	Mahmoud Abdul-Rauf, G, Louisiana State
2	42	Marcus Liberty, F, Illinois

1991 NBA DRAFT

ROUND	OVERALL PICK	PLAYER, SCHOOL
1	4	Dikembe Mutombo, C, Georgetown
1	8	Mark Macon, G, Temple

1992 NBA DRAFT

ROUND	OVERALL PICK	PLAYER, SCHOOL
1	5	LaPhonso Ellis, F, Notre Dame
1	13	Bryant Stith, G, Virginia
2	46	Robert Werdann, C, St. John's

1993 NBA DRAFT

ROUND	OVERALL PICK	PLAYER, SCHOOL
1	9	Rodney Rogers, F, Wake Forest
2	43	Josh Grant, F, Utah *

1994 NBA DRAFT

ROUND	OVERALL PICK	PLAYER, SCHOOL
1	13	Jalen Rose, G/F, Michigan

1995 NBA DRAFT

ROUND	OVERALL PICK	PLAYER, SCHOOL
1	15	Brent Barry, G/F, Oregon State *
2	44	Anthony Pelle, C, Fresno State

1996 NBA DRAFT

ROUND	OVERALL PICK	PLAYER, SCHOOL
1	23	Efthimios Rentzias, F, PAOK (Greece)
2	37	Jeff McInnis, G, North Carolina

1997 NBA DRAFT

ROUND	OVERALL PICK	PLAYER, SCHOOL
1	5	Tony Battie, F, Texas Tech
2	33	James Cotton, G, Long Beach State *
2	42	Jason Lawson, C, Villanova *

1998 NBA DRAFT

ROUND	OVERALL PICK	PLAYER, SCHOOL
1	3	Raef LaFrentz, F/C, Kansas
1	23	Tyronn Lue, G, Nebraska *
2	54	Tremaine Fowlkes, F, Fresno State
2	55	Ryan Bowen, F, Iowa

1999 NBA DRAFT

ROUND	OVERALL PICK	PLAYER, SCHOOL
1	18	James Posey, F, Xavier (Ohio)
2	33	Chris Herren, G, Fresno State
2	41	Francisco Elson, C, California

2000 NBA DRAFT

ROUND	OVERALL PICK	PLAYER, SCHOOL
1	26	Mamadou N'diaye, C, Auburn
2	53	Dan McClintock, C, Northern Ariz.

2001 NBA DRAFT

ROUND	OVERALL PICK	PLAYER, SCHOOL
2	47	Ousmane Cisse, F, St. Jude H.S. (Ala.)

2002 NBA DRAFT

ROUND	OVERALL PICK	PLAYER, SCHOOL
1	5	Nikoloz Tskitishvili, F, Rep. of Georgia
1	25	Frank Williams, G, Illinois *
2	33	Vincent Yarbrough, F, Tennessee

2003 NBA DRAFT

ROUND	OVERALL PICK	PLAYER, SCHOOL
1	3	Carmelo Anthony, F, Syracuse
2	46	Sani Becirovic, G, Vertus Bologna (Italy)
2		~

2004 NBA DRAFT

ROUND	OVERALL PICK	PLAYER, SCHOOL
1	20	Jameer Nelson, G, St. Josephs *

2005 NBA DRAFT

ROUND	OVERALL PICK	PLAYER, SCHOOL
1	20	Julius Hodge, G/F, N.C. State
1	22	Jarrett Jack, G, Georgia Tech *
2	52	Axel Hervelle, F, Belgium

2006 NBA DRAFT

ROUND	OVERALL PICK	PLAYER, SCHOOL
2	49	Leon Powe, F, California *

2007 NBA DRAFT

ROUND	OVERALL PICK	PLAYER, SCHOOL

Did not have pick

2008 NBA DRAFT

ROUND	OVERALL PICK	PLAYER, SCHOOL

Did not have pick *

2009 NBA DRAFT

ROUND	OVERALL PICK	PLAYER, SCHOOL
1	Did not have pick *	
2	34	Sergio Llull, G, Spain *

2010 NBA DRAFT

ROUND	OVERALL PICK	PLAYER, SCHOOL

Did not have pick

2011 NBA DRAFT

ROUND	OVERALL PICK	PLAYER, SCHOOL
1	22	Kenneth Faried, F, Morehead State

2012 NBA DRAFT

ROUND	OVERALL PICK	PLAYER, SCHOOL
1	20	Evan Fournier, G, France
2	38	Quincy Miller, F, Baylor
2	50	Izzet Turkyilmaz, F, Turkey

2013 NBA DRAFT

ROUND	OVERALL PICK	PLAYER, SCHOOL
1	27	Rudy Gobert, C, France *

2014 NBA DRAFT

ROUND	OVERALL PICK	PLAYER, SCHOOL
1	11	Doug McDermott, F, Creighton *
2	41	Nikola Jokic, C, Serbia

2015 NBA DRAFT

ROUND	OVERALL PICK	PLAYER, SCHOOL
1	7	Emmanuel Mudiay, G, China
2	57	Nikola Radicevic, G, Serbia

2016 NBA DRAFT

ROUND	OVERALL PICK	PLAYER, SCHOOL
1	7	Jamal Murray, G, Kentucky
1	16	Juancho Hernangomez, F, Spain
1	19	Malik Beasley, G, Florida State
2	53	Petr Cornelie, F, France

2017 NBA DRAFT

ROUND	OVERALL PICK	PLAYER, SCHOOL
1	13	Donovan Mitchell, G, Louisville *
2	49	Vlatko Cancar, F, Slovenia
2	51	Monte Morris, G, Iowa State

2018 NBA DRAFT

ROUND	OVERALL PICK	PLAYER, SCHOOL
1	14	Michael Porter Jr., F, Missouri
2	43	Justin Jackson, F, Maryland *
2	58	Thomas Welsh, C, UCLA

2019 NBA DRAFT

ROUND	OVERALL PICK	PLAYER, SCHOOL

Did not have a pick

2020 NBA DRAFT

ROUND	OVERALL PICK	PLAYER, SCHOOL
1	22	Zeke Nnaji, F, Arizona

* View transaction history

1976-77

Aug. 5: Acquired Fatty Taylor from Philadelphia in exchange for a second-round pick in 1977 (Herm Harris).

Sept. 15: Acquired Ted McClain from the New York Nets in exchange for a third-round draft choice (Dave Batton) and a fourth-round pick (Walter Jordan) in the 1978 draft & cash.

Sept. 21: Traded Claude Terry to Buffalo for future considerations.

Sept. 21: Signed Willie Wise as a free agent. Oct. 5: Waived Jimmy Foster.

Oct. 20: Acquired Paul Silas from Boston in a three-team trade that sent Ralph Simpson from Denver to Detroit & Curtis Rowe from Detroit to Boston.

Dec. 17: Traded Gus Gerard and Chuck Williams to Buffalo for Jim Price.

Feb. 15: Acquired Mack Calvin off waivers from San Antonio.

1977-78

May 24: Traded Marvin Webster, Paul Silas & Willie Wise to Seattle for Tom Burleson, Bobby Wilkerson and a second-round draft choice in the 1977 draft (Nuggets traded pick to Kansas City who traded it to Chicago, who selected Steve Sheppard).

May 25: Traded Tom Burleson & a second-round pick in the 1977 draft (Kings traded pick to Chicago who selected Steve Sheppard) to Kansas City in exchange for Brian Taylor & a first-round pick in the 1977 draft (Tom LaGarde).

June 24: Signed Jack Dorsey as a free agent.

Aug. 9: Signed Anthony Roberts.

Aug. 11: Signed Robert Smith.

Aug. 31: Named George Irvine assistant coach.

Sept. 4: Signed Tom LaGarde.

Sept. 29: Waived Monte Towe.

Oct. 6: Obtained a third-round draft choice in 1978 (Hollis Copeland) from Buffalo as compensation for the free agent signing of Ted McClain.

Oct. 11: Acquired Bo Ellis from Washington in exchange for Denver's first pick in 1978 (Dave Corzine).

Oct. 17: Waived Byron Beck & Fatty Taylor.

Nov. 14: Waived Jack Dorsey.

Jan. 30: Waived Robert Smith.

Jan. 30: Acquired Darnell Hillman from the New York Nets in exchange for a second-round pick in 1979 (Clint Richardson) & cash.

Feb. 1: Acquired Ralph Simpson from Detroit in exchange for Jim Price & a first-round pick in the 1979 draft (Phil Hubbard).

Feb. 8: Re-signed Robert Smith.

Feb. 15: Brian Taylor, who left team on Jan. 16 was signed as a veteran free agent by San Diego. Denver received two second-round draft choices as compensation.

1978-79

June 9: Acquired Seattle's first-round pick in the 1978 draft (Rod Griffin) in exchange for Tom LaGarde.

June 26: Acquired Ron Boone and a second-round pick in the 1979 draft from Kansas City in exchange for Darnell Hillman and the draft rights to Mike Evans. Traded the pick (Mark Young) and an additional second-round pick in '79 (Oliver Mack) to Los Angeles in exchange for Charlie Scott.

July 8: Acquired Geoff Crompton from Kansas City in exchange for Denver's fourth-round pick in 1981 (Kenny Dennard). Signed Kim Hughes as a free agent.

Aug. 16: Traded Bobby Jones & Ralph Simpson to Philadelphia for George McGinnis.

Aug. 23: Signed Phil Hicks as a free agent.

Sept. 8: Signed Tom Boswell as a free agent.

Oct. 12: Waived Mack Calvin and Phil Hicks.

Nov. 13: Re-signed Phil Hicks.

Jan. 12: Waived Phil Hicks.

April 11: Waived Geoff Crompton.

1979-80

June 14: Received two second-round picks in the 1979 draft (Gary Garland; traded second pick to Chicago who selected Lawrence Butler) from San Diego as compensation for the free-agent signing of Brian Taylor.

July 23: Sold two draft choices in the 1979 draft to Chicago.

July 27: Signed John Roche as a free agent.

Oct. 9: Traded Robert Smith to Utah in exchange for a third-round draft choice in 1980 (Eddie Lee) and a second-round draft choice in 1981 (Kenneth Green).

Oct. 19: Acquired George Johnson from Milwaukee for cash.

Nov. 2: Waived Bo Ellis.

Nov. 20: Traded Tom Boswell to Utah for a second-round pick in 1980 (Jawaan Oldham).

Nov. 24: Re-signed Bo Ellis.

Nov. 26: Signed Glen Gondrezick as a free agent.

Nov. 27: Waived Anthony Roberts.

Feb. 1: Acquired Alex English and a first-round pick in 1980 (Carl Nicks) from Indiana in exchange for George McGinnis.

Mar. 2: Signed Arvid Kramer to first of two 10-day contracts.

1980-81

May 16: Sold George Johnson to Milwaukee.

June 9: Acquired the rights to Cedrick Hordges from Chicago in exchange for a second-round draft choice in 1981 (Mike Olliver)

Aug. 15: Acquired T.R. Dunn & a first-round draft choice in 1983 (Howard Carter) from Portland in exchange for a first-round draft choice in 1983 (Clyde Drexler) & a second-round choice in 1984 (Steve Colter)

Aug. 18: Signed Ken Higgs as a free agent.

Sept. 19: Waived Gary Garland.

Oct. 8: Sold Bobby Wilkerson to Chicago. Waived Ron Valentine.

Oct. 21: Waived Jawann Oldham.

Oct. 31: Acquired Dave Robisch from Cleveland in exchange for Kim Hughes, a third-round choice in the 1981 draft (Mickey Dillard), a second-round choice in the 1982 draft (Cleveland traded the pick to Indiana, who selected Guy Morgan) and future considerations.

Dec. 2: Re-signed Ron Valentine. Waived Ken Higgs.

Dec. 8: Re-signed Ken Higgs.

Dec. 10: Acquired Kiki Vandeweghe and a first-round pick in 1986 (Maurice Martin) from Dallas in exchange for first-round choices in 1981 (Rolando Blackman) and 1985 (pick was traded to Boston who selected Sam Vincent).

Dec. 22: Traded Carl Nicks to Utah in exchange for Billy McKinney.

1981-82

Nov. 27: Signed David Burns as a free agent.

Dec. 16: Waived David Burns.

Dec. 17: Traded Ron Valentine to Washington for future considerations. Announced the retirement of John Roche following the season.

1982-83

June 17: Acquired the draft rights to Wally Walker & a first-round draft choice in 1982 (Rob Williams) from Seattle in exchange for David Thompson.

June 21: Acquired Rick Kelley from Phoenix in exchange for a first-round draft pick in 1982 (David Thirdkill).

July 16: The NBA Player's Association won a ruling before an arbitrator which disallowed Seattle's ability to trade the rights to Wally Walker - a free agent.

July 20: Acquired Bill Hanzlik from Seattle to complete the David Thompson trade.

Dec. 30: Signed Dwight Anderson to a 10-day contract.

Jan. 9: Did not offer Dwight Anderson a second 10-day contract.

Jan. 12: Signed Mike Evans from the CBA to a contract.

Feb. 7: Acquired Dan Schayes from Utah in exchange for Rich Kelley & cash.

1983-84

Sept. 26: Acquired Ken Dennard from Kansas City in exchange for a third-round pick in the 1985 NBA Draft (Michael Adams).

Oct. 4: Acquired Richard Anderson from San Diego in exchange for Billy McKinney.

Dec. 13: Waived Dave Robisch.

Jan. 21: Acquired Keith Edmondson from San Antonio in exchange for a third-round pick in the 1984 draft (Joe Binion).

Feb. 16: Signed Anthony Roberts to a 10-day contract.

Feb. 25: Waived Ken Dennard.

Feb. 25: Signed Anthony Roberts for the remainder of the season.

1984-85

June 7: Traded Kiki Vandeweghe to Portland in exchange for Wayne Cooper, Lafayette Lever, Calvin Natt, a second-round pick in the 1984 NBA Draft (Willie White) & a first-round pick in the 1985 draft (Blair Rasmussen).

July 25: Waived Anthony Roberts.

Aug. 23: Traded Howard Carter to Dallas in exchange for Elston Turner.

Oct. 20: Signed Russell Cross as a free agent.

Oct. 23: Waived Rob Williams.

Oct. 31: Signed Joe Kopicki as a free agent.

Feb. 11: Waived Russell Cross.

Jan. 22: Announced the retirement of Dan Issel, effective at the end of the season..

1985-86

Sept. 30: Placed Dan Issel on voluntarily retired list.

Oct. 22: Waived Joe Kopicki and Barry Stevens.

1986-87

Oct. 2: Acquired Darrell Walker from New York in exchange for a first-round pick in the 1987 NBA Draft (New York traded pick to Chicago who selected Olden Polynice).

1987-88

Nov. 2: Traded Mark Alarie and Darrell Walker to Washington in exchange for Jay Vincent & Michael Adams.
Dec. 2: Waived Andre Moore.
Dec. 2: Traded Otis Smith to Golden State for cash.
Feb. 22: Signed Brad Wright to a 10-day contract.
Mar. 4: Signed Michael Brooks for the remainder of the season.

1988-89

July 28: Traded the draft rights to Vernon Maxwell to San Antonio in exchange for a second-round draft pick in 1989 (Reggie Turner).
Oct. 6: Signed Wayne Engelstad & Elston Turner as a free agents.
Nov. 4: Signed Eddie Hughes as a free agent.
Dec. 27: Waived Wayne Engelstad & Eddie Hughes.
Jan. 2: Signed Eddie Hughes to the first of consecutive 10-day contracts.
Jan. 26: Traded Jay Vincent and Calvin Natt to San Antonio in exchange for Darwin Cook & David Greenwood.

1989-90

Sept. 11: Acquired Tim Kempton from Charlotte in exchange for a second-round draft choice in 1991 (Kevin Lynch).
Nov. 6: Signed T.R. Dunn as a free agent.
Dec. 29: Signed Mike Higgins to the first of two 10-day contracts.
Jan. 19: Released Mike Higgins after second contract expired.
Feb. 21: Acquired Joe Barry Carroll from the New Jersey Nets in exchange for Michael Cutright.

1990-91

June 21: Traded Lafayette Lever to Dallas in exchange for a first-round draft choice in 1990 (traded pick to Miami, who selected Willie Burton) &1991 (traded pick to Washington, who selected LaBradford Smith).
June 22: Traded the No. 9 (Willie Burton) and No. 15 (Dave Jamerson) picks in the 1990 draft to Miami in exchange for the No. 3 pick (Mahmoud Abdul-Rauf).
Aug. 1: Traded Dan Schayes to Milwaukee in exchange for the draft rights to Terry Mills.
Aug. 8: Acquired Orlando Woolridge from the L.A. Lakers in exchange for second-round draft picks in 1993 & 1995.
Aug. 22: Signed Corey Gaines as a free agent.
Sept. 4: Signed Stephen Thompson as a free agent.
Sept. 28: Acquired Anthony Cook from Detroit in exchange for a 1992 second-round pick.
Oct. 5 Acquired Joe Wolf from the L.A. Clippers as a restricted free agent after Clippers opt to not match Nuggets offer.
Oct. 24: Acquired Avery Johnson from Seattle in exchange for a second-round draft pick in 1997.
Nov. 15: Waived Stephen Thompson.
Nov. 21: Waived Corey Gaines.
Dec. 24: Waived Avery Johnson and T.R. Dunn.
Dec. 28: Signed Tim Legler to consecutive 10-day contracts. Signed Anthony Mason to a 10-day contract.
Jan. 5: Signed Reggie Williams as a free agent.
Jan. 8: Released Anthony Mason after 10-day contract expired.
Jan. 17: Released Tim Legler after second contract expired.
Jan. 23: Traded Walter Davis to Portland in a three-team trade that sent Terry Mills and Drazen Petrovic to New Jersey & sent Greg Anderson & New Jersey's first-round pick in the 1992 draft (Bryant Stith) to Denver.
Jan. 25: Claimed Kenny Battle off waivers.
Feb. 11: Signed Craig Neal to the first of consecutive 10-day contracts.
Mar. 3: Released Craig Neal after second 10-day contract expired.
Mar. 7: Signed Jim Farmer to a 10-day contract.
Mar. 17: Signed Jim Farmer for the remainder of the season.

1991-92

June 11: Traded Michael Adams, the 19th pick in the 1991 NBA Draft (LaBradford Smith) & future considerations to Washington in exchange for the 8th pick in the 1991 NBA Draft (Mark Macon).
July 1: Traded Blair Rasmussen to Atlanta in exchange for a second-round draft pick in 1993 (Josh Grant) &the draft rights to Anthony Avent. Denver then sent the rights to Avent to Milwaukee in exchange for the draft rights to Kevin Brooks, a 1994 second-round draft pick (traded pick to Washington, who traded pick to Orlando, who selected Rodney Dent) &future considerations.
Aug. 13: Traded Orlando Woolridge to Detroit in exchange for Scott Hastings and a 1992 second-round pick (Robert Werdann).
Nov. 23: Waived Jerome Lane.
Feb. 27: Signed Steve Scheffler to the first of consecutive 10-day contracts.
Mar. 31: Signed Steve Scheffler for the remainder of the season.

1992-93

May 20: Named Dan Issel head coach.
June 26: Acquired Winston Garland from the L.A. Clippers for a 1996 (Clippers traded pick to Detroit, who traded pick to Phoenix, who selected Russ Millard).
Oct. 1: Signed Gary Plummer as a free agent.
Oct. 23: Acquired Robert Pack from Portland in exchange for a second-round draft pick in 1993 (Kevin Thompson).
Feb. 4: Signed Tom Hammonds as a free agent.

1993-94

June 30: Acquired the draft rights to Darnell Mee from Golden State in exchange for the draft rights to Josh Grant & a second-round draft choice in 1994 (Anthony Miller).

Aug. 19: Acquired Brian Williams from Orlando in exchange for Todd Lichti & Anthony Cook.

Nov. 19: Acquired Alvin Robertson from Detroit along with a 1995 second-round draft pick and future considerations in exchange for Mark Macon & Marcus Liberty.

Nov. 20: Signed Adonis Jordan as a free agent.

Nov. 29: Signed Mark Randall as a free agent.

Dec. 1: Waived Adonis Jordan.

Jan. 11: Signed Adonis Jordan to a 10-day contract.

Jan. 21: Released Adonis Jordan. Signed Roy Marble to the first of consecutive 10-day contracts.

Feb. 11: Released Roy Marble.

Feb. 15: Signed Jim Farmer to the first of consecutive 10-day contracts.

Mar. 7: Released Jim Farmer.

1994-95

Oct. 6: Signed Cliff Levingston as a free agent.

Jan. 15: Announced the resignation of Head Coach Dan Issel. Named Gene Littles interim head coach.

Feb. 1: Waived Darnell Mee.

Feb. 20: Named Bernie Bickerstaff president & head coach.

Feb. 23: Signed Mark Randall to the first of consecutive 10-day contracts.

Mar. 3: Signed Eldridge Recasner to a 10-day contract.

Mar. 14: Signed Greg Grant to the first of consecutive 10-day contracts. Did not offer Eldridge Recasner a second 10-day contract.

Mar.17: Signed Mark Randall for the remainder of the season.

April 5: Signed Greg Grant for the remainder of the season.

1995-96

June 28: Acquired the draft rights to Antonio McDyess along with Randy Woods from the L.A. Clippers in exchange for Rodney Rogers & the draft rights to Brent Barry.

Sept. 19: Acquired Elmore Spencer from the L.A. Clippers in exchange for Brian Williams.

Oct. 30: Acquired Don MacLean & Doug Overton from Washington in exchange for Robert Pack.

Dec. 21: Waived Elmore Spencer & Randy Woods.

Dec. 26: Signed free agent Reggie Slater.

Jan. 5: Waived Reggie Slater.

Feb. 1: Named Todd Eley General Manager & Jim Brovelli Director of Player Development.

Mar. 7: Signed Matt Fish to a 10-day contract.

Mar. 17: Signed Matt Fish to a second 10-day contract.

Mar. 27: Signed Matt Fish for the remainder of the season.

Mar. 29: Signed Greg Grant for the remainder of the season.

1996-97

June 13: Acquired Sarunas Marciulionis and the 37th pick of the 1996 draft (Jeff McInnis) from Sacramento in exchange for Mahmoud Abdul-Rauf.

Acquired Mark Jackson, Ricky Pierce & the 23rd pick of the 1996 draft (Efthimios Rentzias) from Indiana in exchange for Jalen Rose, Reggie Williams & the 10th pick of the 1996 draft (Erick Dampier).

July 19: Re-signed Dale Ellis.

July 22: Re-signed Bryant Stith.

July 23: Signed free agent Ervin Johnson.

Sept. 25: Signed free agents Darvin Ham, Eric Murdock, Keith Jennings & Rich King.

Nov. 19: Waived Rich King.

Nov. 21: Signed free agent Brooks Thompson

Nov. 26: Bernie Bickerstaff stepped down as head coach, but retained role as team president and assumed title of general manager. Named Dick Motta head coach. Waived Eric Murdock.

Dec. 12: Signed Melvin Booker out of the CBA. Waived Jeff McInnis.

Dec. 22: Signed Aaron Williams out of the CBA.

Dec. 28: Waived Melvin Booker.

Jan. 6: Waived Aaron Williams.

Jan. 7: Signed Elmer Bennett to a 10-day contract.

Jan. 17: Signed Elmer Bennett to a second 10-day contract.

Jan. 23: Waived Elmer Bennett.

Jan. 24: Signed Kenny Smith to a 10-day contract.

Feb. 3: Signed Kenny Smith for the remainder of the season.

Feb. 10: Announced the resignation of President and General Manager Bernie Bickerstaff.

Feb. 12: Named Allan Bristow Vice President of Basketball Operations.

Feb. 20: Acquired Vincent Askew, Eddie Johnson & a second-round draft pick in 1997 (Jason Lawson) & 1998 (Tremaine Fowlkes) from Indiana in exchange for Mark Jackson & LaSalle Thompson.

Traded Darvin Ham to Indiana in exchange for Jerome Allen.

Acquired Anthony Goldwire & George Zidek from Charlotte in exchange for Ricky Pierce.

Feb. 26: Waived Eddie Johnson.

April 5: Signed Jimmy King for the remainder of the season.

1997-98

May 29: Named Bill Hanzlik head coach.

June 25: Acquired the draft rights to G Bobby Jackson from Seattle in exchange for the draft rights to G James Cotton & Denver's second-round pick in 1998 (Rashard Lewis).

Acquired F Johnny Newman, C/F Joe Wolf & the draft rights to F Danny Fortson from Milwaukee in exchange for C Ervin Johnson.

Traded the draft rights to C Jason Lawson to Orlando in exchange for the draft rights to G Eric Washington and Orlando's second-round pick in 1999 (traded to Boston, who selected Kris Clack).

Aug. 4: Re-signed G Anthony Goldwire.

Aug. 21: Acquired F Eric Williams from Boston in exchange for a second-round pick in 1999 (Orlando's=Kris Clack) & Denver's second-round choice in 2001.

Sept. 5: Signed free-agent C Dean Garrett.

Sept. 29: Traded the rights to F Efthimios Rentzias & a second-round draft pick in 2000 (Hanno Mottola) to Atlanta in exchange for C Priest Lauderdale.

Oct. 1: Traded F Antonio McDyess to Phoenix in exchange for Phoenix's first-round pick in 1998 (Tyronn Lue), Milwaukee's first round pick in either '98 or '99 (James Posey) & either Cleveland's first-round pick in 2000 or the first-round pick of Cleveland or Phoenix in 2001 (traded to Boston, Joseph Forte) & two second-round picks (2000, Dan McClintock - and 2002, traded to Washington, Rod Grizzard). Signed F Eric Williams to a contract extension.

Oct. 2: Acquired G Greg Graham, F/C Steve Scheffler & two future second-round draft picks (1998, Ryan Bowen & 1999, Francisco Elson) from Seattle in exchange for F Dale Ellis.

Oct. 18: Waived F Alvin Sims.

Oct. 20: Acquired G Sherman Douglas & a second-round draft pick in 2000 from Cleveland (traded to Miami, who selected Ernest Brown) in exchange for G Greg Graham.

Oct. 27: Waived G Sherman Douglas. Signed G Ruben Nembhard.

Oct. 30: Placed F LaPhonso Ellis & C Steve Scheffler on the injured list. Waived G Ruben Nembhard & G Merl Code.

Nov. 7: Named Mike D'Antoni assistant coach.

Nov. 24: Signed G Kiwane Garris from the CBA.

Dec. 14: Waived C Steve Scheffler. Signed G Harold Ellis from the CBA.

Feb. 4: Announced that Allan Bristow agreed to step down as Vice President of Basketball Operations. Named Mike D'Antoni interim General Manager.

Feb. 28: Waived C George Zidek.

Mar. 4: Signed G Cory Alexander for the remainder of the season.

Mar. 13: Waived G Kiwane Garris.

Mar. 25: Named Dan Issel Vice President & General Manager.

April 20: Announced the dismissal of Head Coach Bill Hanzlik & his assistants T.R. Dunn and Brian Winters.

1998-99

June 24: Acquired G Nick Van Exel from the L.A. Lakers in exchange for F Tony Battie & the draft rights to G Tyronn Lue.

Sept. 22: Named Mike D'Antoni head coach. Named John Lucas, Mike Evans & Louie Dampier assistant coaches.

Jan. 21: Acquired G Chauncey Billups & the draft rights to G Tyson Wheeler from Toronto in a three-team trade. The Nuggets sent G Bobby Jackson & C Dean Garrett to Minnesota & a 1999 first-round draft choice (Jonathan Bender) to Toronto. Minnesota traded G Michael Williams, a future first-round draft choice (2000, Morris Peterson) & the rights to Zeljko Rebraca to Toronto.

1999-00

Aug. 3: Re-signed G Nick Van Exel. Acquired G/F Ron Mercer, F Popeye Jones and C Dwayne Schintzius from Boston in exchange for F Danny Fortson, F Eric Williams, G Eric Washington and a future draft choice (2001, Kedrick Brown).

Aug. 4: Signed free-agent F George McCloud.

Sept. 13: Signed G Chris Herren, the club's second-round draft choice.

Sept. 14: Announced Dan Issel as president and head coach, replacing Head Coach Mike D'Antoni.

Oct. 1: Signed F Ryan Bowen and F/C Roy Rogers.

Oct. 7: Named Dennis McGowan Vice President of Basketball Operations & Kim Hughes Director of Player Personnel.

Nov. 1: Waived C Dwayne Schintzius.

Feb. 1: Acquired F/C Chris Gatling, G/F Tariq Abdul-Wahad & a first-round draft choice (Omar Cook) from Orlando in exchange for G/F Ron Mercer, G Chauncey Billups & F Johnny Taylor.

Signed President & Head Coach Dan Issel to a four-year contract.

April 24: Announced that E. Stanley Kroenke had agreed to purchase the Nuggets, Colorado Avalanche & Ball Arena (known as Pepsi Center at the time) from Liberty Media.



2000-01

June 23: Acquired the 26th pick (Mamadou N'diaye) in the 2000 NBA Draft from Utah in exchange for a first-round draft choice in 2001 (Joseph Forte).

June 27: Acquired G Voshon Lenard & F Mark Strickland from Miami in exchange for F Chris Gatling and the 37th pick (Eddie House) in the 2000 NBA Draft.

July 17: Signed draft picks Mamadou N'diaye & Dan McClintock.

Aug. 1: Re-signed G/F Tariq Abdul-Wahad & F Ryan Bowen.

Sept. 11: Signed G Andre Woolridge.

Sept. 25: Acquired F Tracy Murray from Washington in exchange for F Popeye Jones & a future second-round draft choice (2002, Rod Grizzard).

Sept. 26: Signed F/C Terry Davis.

Oct. 2: Signed G Anthony Goldwire.

Oct. 16: Acquired G Robert Pack & G/F Calbert Cheaney from Boston in exchange for G's Bryant Stith & Chris Herren. Exercised the options on the fourth year of both Raef LaFrentz & Keon Clark's contracts.

Oct. 25: Waived G's Anthony Goldwire & Andre Woolridge.

Oct. 30: Waived G Cory Alexander & C Dan McClintock.

Jan. 12: Acquired F/C Kevin Willis, C Garth Joseph & C Aleksandar Radojevic & a second round draft choice in 2001 (Ousmane Cisse) from Toronto in exchange for F Keon Clark, F Tracy Murray & C Mamadou N'diaye.

Jan. 29: Signed G Anthony Goldwire to a 10-day contract. Waived C Garth Joseph.

Feb. 8: Signed G Anthony Goldwire to a second 10-day contract.

Feb. 18: Signed G Anthony Goldwire for the remainder of the season.

Mar. 22: Waived F Mark Strickland.

April 4: Signed C Dan McClintock for the remainder of the season.

2001-02

July 19: Signed free agent G Avery Johnson.

Aug. 9: Named Kiki Vandeweghe General Manager.

Sept. 24: Acquired the draft rights to G Kenny Satterfield from Dallas in exchange for a future second-round draft choice.

Sept. 29: Signed free agents G Isaiah Rider, F Cedric Ceballos, F Zendon Hamilton, C Mengke Bateer, G Reed Rawlings, G Paul McPherson & G Saddi Washington.

Oct. 8: Exercised the fourth-year option on the contract of F James Posey. Waived G's Reed Rawlings, Paul McPherson & Saddi Washington.

Oct. 9: Signed G Omar Cook.

Oct. 13: Signed C Shawnelle Scott.

Oct. 22: Acquired F/C Scott Williams & a future first-round draft choice (traded to Detroit then to Atlanta, Josh Smith) from Milwaukee in a three-team trade. The Nuggets sent F/C Kevin Willis & C Aleksandar Radojevic to Milwaukee. The Bucks then sent Willis to Houston for a 2002 second round draft choice.

Oct. 25: Waived F Cedric Ceballos, G Omar Cook & C Mengke Bateer.

Nov. 19: Waived G Isaiah Rider.

Nov. 21: Signed F Chris Andersen from the NBDL.

Dec. 26: Announced the resignation of President & Head Coach Dan Issel. Named Mike Evans Interim Head Coach.

Dec. 31: Named Clyde Drexler Assistant Coach.

Jan. 6: Waived C Shawnelle Scott.

Feb. 21: Acquired F Juwan Howard, G Tim Hardaway, F Donnell Harvey, Dallas' 2002 first-round draft pick (Frank Williams) & cash in exchange for G Nick Van Exel, C Raef LaFrentz, G Avery Johnson & G/F Tariq Abdul-Wahad.

Feb. 26 Signed C Mengke Bateer.

Mar. 7: Signed G Carlos Arroyo to the first of consecutive 10-day contracts.

Mar. 26: Signed G Carlos Arroyo for the remainder of the season.

2002-03

June 26: Acquired C Marcus Camby, G, Mark Jackson & the draft rights to F Nenê in exchange for F Antonio McDyess, the draft rights to G Frank Williams & a second-round draft pick in 2003 (Maciej Lampe).

July 17: Re-signed F Ryan Bowen.

July 18: Signed free agents G Predrag Savovic & G Junior Harrington & second-round pick F/G Vincent Yarbrough.

July 20: Signed first-round pick F Nikoloz Tskitishvili.

July 23: Signed first-round pick F Nenê Hilario.

Aug. 1: Acquired F Don Reid & a future first-round draft choice from Orlando in exchange for a second round draft choice in 2004. (Sergei Lishouk)

Aug. 8 Signed free agent C Mark Blount.

Aug. 15: Waived G Carlos Arroyo.

Aug. 19: Re-signed G Kenny Satterfield.

Aug. 21: Named Jeff Bzdelik Head Coach, John MacLeod Associate Head Coach and Doug Moe Coaching Consultant.

Aug. 26: Named T.R. Dunn Assistant Coach.

Sept. 27: Waived G Mark Jackson.

Oct. 1: Acquired F Rodney White from Detroit in exchange for F Don Reid, C Mengke Bateer and a conditional first-round draft choice. (Milwaukee's, 2004 Josh Smith)

Oct. 24: Acquired G Chris Whitney from Washington in exchange for F George McCloud & cash.

Dec. 18: Acquired F/C Mark Bryant, F Art Long, a future first-round draft choice from Philadelphia & a future second-round choice from Houston (traded to Dallas, Vassillis Spanoulis) in a three-team trade. The Nuggets sent F/G James Posey to the Rockets, while Houston sent F Kenny Thomas to Philadelphia.

Dec. 18: Waived G Kenny Satterfield.

Dec. 20: Waived F Art Long.

Dec. 22: Signed G John Crotty.

Jan. 6: Waived G John Crotty.

Jan. 8: Signed G John Crotty to a 10-day contract.

Jan. 18: Signed G John Crotty to a second 10-day contract.

Jan. 27: Terminated the 10-day contract of John Crotty.

Feb. 20: Acquired G Shammond Williams, a second round draft pick in 2003 (Sani Becirovic) & cash from Boston in exchange for C Mark Blount & F/C Mark Bryant.

Feb. 26: Waived G Chris Whitney.

March 23: Signed G's Jeff Trepagnier & Adam Harrington to 10-day contracts.

April 2: Signed G Jeff Trepagnier to a second 10-day contract & G Adam Harrington for the remainder of the season.

April 4: Signed G Devin Brown to a 10-day contract.

April 12: Signed G Jeff Trepagnier for the remainder of the season.

2003-04

June 28: Acquired the draft rights to C Xue Yuyang from Dallas in exchange for a 2004 second round draft pick (Vassillis Spanoulis).
July 17: Signed F Carmelo Anthony, the club's first round draft choice.
Aug. 1: Signed free-agent G Andre Miller.
Aug. 4: Waived G Predrag Savovic.
Aug. 18: Signed free-agent G Earl Boykins.
Aug. 19: Signed free-agent G Jon Barry.
Sept. 5: Signed F/C Francisco Elson
Sept. 12: Signed free-agent G Voshon Lenard.
Sept. 25: Signed free-agent C Chris Marcus.
Sept. 26: Signed G Yuta Tabuse.
Sept. 29: Signed F Mark Pope & G Eric Washington. Re-signed F Chris Andersen.
Oct. 11: Waived G Eric Washington.
Oct. 24: Waived G Yuta Tabuse.
Oct. 27: Waived G's Junior Harrington & Vincent Yarbrough. Placed F Mark Pope, C Chris Marcus & G Jeff Trepagnier on the injured list.
Nov. 7: Waived C Chris Marcus.
Feb. 20: Claimed C Michael Doleac off waivers.

2004-05

June 24: Traded the draft rights to G Jameer Nelson to Orlando in exchange for a future first round draft choice (Julius Hodge).
July 15: Acquired F Kenyon Martin from the New Jersey Nets in a sign-and-trade deal in exchange for three future first round draft choices (2005: Joey Graham; 2006: Renaldo Balkman, Marcus Williams)
July 16: Re-signed C/F Marcus Camby
Oct. 5: Signed free agents G/F Greg Buckner, F Rodney White, G/F Bryon Russell, G Billy Keys, G Mitchell Butler, G Marcus Hatten, F Arthur Johnson, F Desmond Penigar, F/C Mark Pope, C Soumalia Samake & G/F Melvin Sanders.
Oct. 15: Waived G Billy Keys, F Desmond Penigar & C Soumalia Samake.
Oct. 18: Signed G DerMarr Johnson.
Oct. 27: Waived G Mitchell Butler & G/F Melvin Sanders.
Oct. 29: Exercised the fourth-year option on the contract of F/C Nenê. Declined the fourth-year option on the contract of F Nikoloz Tskitishvili.
Oct. 30: Waived G Marcus Hatten.
Dec. 28: Relieved Head Coach Jeff Bzdelik of his duties. Named Michael Cooper Interim Head Coach.
Jan. 5: Waived F/C Mark Pope & F Arthur Johnson.
Jan. 27: Named George Karl Head Coach.
Feb. 15: Signed F/C Mark Pope to a 10-day contract.
Feb. 24: Acquired F Eduardo Najera, G Luis Flores and a future first-round draft choice from Golden State (traded to Philadelphia, Petteri Koponen) in exchange for F Rodney White and F Nikoloz Tskitishvili.
Feb. 25: Signed F/C Mark Pope to a second 10-day contract.
March 3: Signed G Wesley Person.
March 7: Signed F/C Mark Pope for the remainder of the season.

2005-06

June 28: Acquired the draft rights to F Linas Kleiza and the draft rights to F Ricky Sanchez from the Portland Trail Blazers in exchange for the draft rights to G Jarrett Jack.
Aug. 18: Signed C Luke Schenscher.
Aug. 30: Waived G Luis Flores.
Sept. 7: Signed G Earl Watson.
Sept. 13: Re-signed DerMarr Johnson.
Sept. 30: Re-signed Greg Buckner.
Oct. 3: Signed F Bryon Russell, F/C Mark Pope, F Theron Smith & C Nigel Dixon. Waived C Luke Schenscher.
Oct. 4: Signed C Eric Chenowith.
Oct. 27: Waived C Eric Chenowith, F/C Mark Pope, F Theron Smith & C Nigel Dixon.
Oct. 28: Exercised the fourth-year option on the contract of F Carmelo Anthony.
Feb. 23: Acquired F Ruben Patterson and G Charles Smith from Portland & F Reggie Evans from Seattle in a four-team trade. The Nuggets sent G Earl Watson and G/F Bryon Russell & a future second round pick to Seattle & G Voshon Lenard to Portland. Sacramento received C Vitaly Potapenko from Seattle & G/F Sergei Monia from Portland. The Kings sent C Brian Skinner to the Blazers.
March 1: Waived G Charles Smith
March 3: Signed G Howard Eisley to a 10-day contract.
March 13: Signed G Howard Eisley to a second 10-day contract.
March 23: Signed G Howard Eisley for the remainder of the season.

2006-07

June 28: Traded the draft rights to F Leon Powe to the Boston Celtics in exchange for a second round pick in 2007 (traded to Chicago, JamesOn Curry).
July 12: Signed F Carmelo Anthony to a multi-year contract extension.
July 20: Re-signed F/C Nenê to a multi-year contract.
July 20: Acquired G J.R. Smith from the Chicago Bulls in exchange for G Howard Eisley & two second-round draft choices (JamesOn Curry, Aaron Gray).
July 26: Signed F Yakhouba Diawara.
July 28: Signed F/C Jamal Sampson.
Aug. 10: Acquired F/C Joe Smith from the Milwaukee Bucks in exchange for G/F Ruben Patterson.
Sept. 8: Re-signed F Reggie Evans to a multi-year contract.
Oct. 2: Signed G Larry Ayuso, G Anthony Carter, G Antoine Hood & G Corey Williams.
Oct. 3: Signed F Jefferson Sobral.
Oct. 8: Signed G Courtney Alexander.
Oct. 8: Waived G Larry Ayuso, F Jefferson Sobral & G Corey Williams.
Oct. 10: Exercised option on George Karl's contract.

2006-07 (CONT.)

Oct. 15: Signed G DerMarr Johnson.

Oct. 16: Waived G Courtney Alexander.

Oct. 25: Waived G Anthony Carter & G Antoine Hood.

Oct. 29: Exercised the fourth-year option on the contract of G J.R. Smith & the third-year option on the contract of F Linas Kleiza.

Oct. 30: Hired Dean Oliver as Director of Quantitative Analysis & named Greg Knight Director of Basketball Operations.

Dec. 1: Assigned G Julius Hodge to the Colorado 14ers on the NBA Development League.

Dec. 19: Acquired G Allen Iverson and F Ivan McFarlin from the Philadelphia 76ers in exchange for G Andre Miller, F Joe Smith & two first round draft picks (Daequan Cook, Petteri Koponen).

Dec. 22: Waived F Ivan McFarlin.

Jan. 2: Recalled G Julius Hodge from the Colorado 14ers of the NBA Development League.

Jan. 11: Acquired G Steve Blake from the Milwaukee Bucks in exchange for G Earl Boykins, G Julius Hodge & cash considerations.

Jan. 18: Hired Rick Brunson as a Player Development Coach.

April 13: Signed G Anthony Carter & G Von Wafer for the remainder of the season.

2007-08

July 16: Signed G Chucky Atkins to a multi-year contract.

Aug. 29: Waived G Anthony Carter.

Aug. 31: Signed G Anthony Carter.

Sept. 10: Acquired C/F Steven Hunter & G/F Bobby Jones from the Philadelphia 76ers in exchange for F Reggie Evans& the draft rights to F Ricky Sanchez.

Oct. 1: Signed F/C Alvin Jones, F/C Jelani McCoy, G Anthony Roberson & F/C Brad Stricker.

Oct. 3: Signed F Stacey Augmon.

Oct. 4: Waived F/C Alvin Jones.

Oct. 18: Signed G Mike Wilks.

Oct. 23: Waived F Stacey Augmon, F/C Jelani McCoy, G Anthony Roberson, F/C Brad Stricker & G Mike Wilks.

Oct. 27: Signed G Mike Wilks.

Oct. 29: Exercised the fourth-year option on the contract of F Linas Kleiza.

Nov. 26: Hired Stacey Augmon as a Player Development Coach.

Nov. 28: Waived G Mike Wilks.

Nov. 29: Signed F/C Jelani McCoy.

Dec. 19: Waived F/C Jelani McCoy.

Dec. 21: Signed F/C Jelani McCoy.

Dec. 27: Waived F/C Jelani McCoy.

Jan. 7: Waived G/F Bobby Jones.

Feb. 21: Acquired G Taurean Green from the Portland Trail Blazers in exchange for G Von Wafer.

April 5: Assigned G Taurean Green to the Colorado 14ers of the NBA Development League.

April 11: Re-signed G/F Bobby Jones for the remainder of the season.

April 16: Recalled G Taurean Green from the Colorado 14ers of the NBA Development League.

2008-09

June 25: Traded a 2008 first round draft pick (Alexis Ajinca) to the Charlotte Bobcats in exchange for a future protected first round pick (traded to Minnesota then to Portland, Luke Babbitt).

June 28: Acquired the draft rights to G/F Sonny Weems from the Chicago Bulls, in exchange for a 2009 second round pick (sent to Portland, Patrick Mills).

July 9: Re-signed G Anthony Carter.

July 15: Traded C Marcus Camby to the Los Angeles Clippers, in exchange for the right to swap second round picks in the 2010 NBA Draft.

July 24: Signed F/C Chris Andersen.

Aug. 22: Re-signed G J.R. Smith.

Sept. 15: Signed G/F Sonny Weems.

Sept. 30: Signed G Mateen Cleaves, F Nick Fazekas, F James Mays, G Smush Parker & F Ruben Patterson.

Oct. 3: Signed F Juwan Howard.

Oct. 23: Waived G Mateen Cleaves, F Nick Fazekas, F James Mays, G Smush Parker & F Ruben Patterson.

Oct. 29: Exercised the fourth-year option on the contract of F Renaldo Balkman.

Nov. 3: Waived F Juwan Howard.

Nov. 3: Acquired G Chauncey Billups, F Antonio McDyess & C Cheikh Samb in exchange for G Allen Iverson.

Nov. 10: Waived F Antonio McDyess.

Dec. 10: Assigned C Cheikh Samb & G/F Sonny Weems to the Colorado 14ers of the NBA Development League.

Jan. 5: Traded C Cheikh Samb & cash considerations to the Los Angeles Clippers, in exchange for a future conditional second round draft pick.

Jan. 6: Recalled G/F Sonny Weems from the Colorado 14ers of the NBA Development League.

Jan. 7: Acquired C Johan Petro & a second round draft pick in 2009 (traded to Houston, Sergio Llull) from Oklahoma City, in exchange for G Chucky Atkins, a conditional first round draft pick in 2009 (traded to Chicago, Taj Gibson) and cash considerations.

March 3: Signed G Jason Hart.

March 6: Assigned G/F Sonny Weems to the Colorado 14ers of the NBA Development League.

March 31: Recalled G/F Sonny Weems to the Colorado 14ers of the NBA Development League.

April 10: Assigned G/F Sonny Weems to the Colorado 14ers of the NBA Development League.

April 25: Recalled G/F Sonny Weems to the Colorado 14ers of the NBA Development League.

2009-10

June 25: Acquired the draft rights to G Ty Lawson from the Minnesota Timberwolves in exchange for a future protected first round pick of the Charlotte Bobcats owned by Denver (sent to Portland, Luke Babbitt).
July 8: Re-signed F/C Chris Andersen.
July 13: Acquired G Arron Afflalo and F Walter Sharpe from the Detroit Pistons in exchange for a future second round draft pick.
July 15: Signed G Ty Lawson.
July 31: Acquired F Malik Allen from Milwaukee in exchange for F Walter Sharpe and G/F Sonny Weems.
Aug. 7: Traded C/F Steven Hunter and a 2010 protected first round draft pick to Memphis (sent to Dallas, Dominique Jones) in exchange for a future conditional second round pick.
Aug. 14: Re-signed G Anthony Carter.
Aug. 27: Re-signed C Johan Petro.
Sept. 22: Acquired G/F James White from the Houston Rockets in exchange for the draft rights to Axel Hervelle.
Sept. 25: Signed F Keith Brumbaugh, G Dontaye Draper and C Kurt Looby.
Sept. 26: Signed F Joey Graham.
Oct. 5: Waived F Keith Brumbaugh.
Oct. 21: Waived G/F James White, G Dontaye Draper and C Kurt Looby.
Oct. 31: Exercised the fourth-year option on the contract of G Arron Afflalo.
Oct. 31: Signed F Renaldo Balkman to a contract extension.
Feb. 12: Signed head coach George Karl to a contract extension.
April 11: Signed C Brian Butch and G Coby Karl.

2010-11

July 15: Signed F Al Harrington and F/C Shelden Williams and re-signed G Anthony Carter.
Aug. 15: Waived C Brian Butch and G Coby Karl.
Aug. 27: Named Masai Ujiri the new Executive Vice President of Basktball Operations.
Sept. 27: Signed C Eric Boateng, F Shane Edwards, F/C Melvin Ely, F Gary Forbes and Courtney Sims.
Oct. 11: Waived F Shane Edwards and C Courtney Sims.
Oct.. 20: Waived C Eric Boateng.
Oct. 21: Exercised the third-year option on G Ty Lawson.
Feb. 22: Acquired F Wilson Chandler, G Raymond Felton, F Danilo Gallinari, C Timofey Mozgov, a 2012 second-round draft pick (Golden State via New York), a 2013 second-round draft pick (Golden State via New York), a 2014 first-round draft pick (New York) and cash considerations from the New York Knicks in exchange for F Carmelo Anthony, G Chauncey Billups, G Anthony Carter, F Renaldo Balkman and F Shelden Williams. The Nuggets also recieved C Kosta Koufos from the Minnesota Timberwolves in exchange for a 2015 second-round draft pick.
March 8: Signed head coach George Karl to a contract extension.

2011-12

June 23: Acquired draft rights to F Jordan Hamilton from Dallas along with G Andre Miller and a future second-round pick from Portland in exvhange for G Raymond Felton.
Dec. 9: Signed F Kenneth Faried, G Jordan Hamilton, G Cory Higgins and G Julyan Stone.
Dec. 13: Signed F DeMarre Carroll.
Dec. 13: Acquired F Corey Brewer and G/F Rudy Fernandez from Dallas in exchange for a future secon-round draft pick.
Dec. 14: Re-signed C Nene.
Dec. 15: Signed F Michael Ruffin.
Dec. 20: Re-signed G Arron Afflalo.
Dec. 23: Waived G Cory Higgins and F Michael Ruffin.
Jan. 3: Assigned G/F Jordan Hamilton and G Julyan Stone to the Idaho Stampeded of the NBA D-League.
Jan. 10: Recalled G Julyan Stone from Idaho Stampede of the NBA D-League.
Jan. 15: Recalled G/F Jordan Hamilton from Idaho Stampede of the NBA D-League.
Jan. 25: Signed F Danilo Gallinari and F/C Kosta Koufos to multi-year contract extensions.
Feb. 4: Waived F DeMarre Carroll.
Mar. 15: Acquired C JaVale McGee, F/C Ronny Turiaf and a future second-round draft pick in a three-team deal with Washington and L.A. Clippers that sent C Nene, F Brian Cook and a future second-round draft pick to Washington and G Nick Young to L.A. Clippers.
Mar. 18: Waived F/C Ronny Turiaf
Mar. 18: Re-signed F Wilson Chandler to multi-year contract extension.

2012-13

July 9: Signed G Evan Fournier to multiyear contract.
July 11: Re-signed G Andre Miller to multiyear contract.
July 17: Waived F/C Chris Andersen under amnesty provision
July 18: Signed free agent F Anthony Randolph to multiyear contract
July 18: Re-signed C JaVale McGee to multiyear contract.
Aug. 10: Acquired G/F Andre Iguodala from Philadelphia in a four-team, 12-player deal involving Orlando, Philadelphia and the L.A. Lakers. Denver sent G Arron Afflalo, F Al Harrington and a future draft pick to Orlando in the trade.
Sept.. 6: Signed F Quincy Miller to multiyear contract
Oct.. 1: Signed free agent G Anthony Carter and G Ben Uzoh to contracts
Oct. 23: Exercised third-year options on F Kenneth Faried and G Jordan Hamilton Oct. 25: Waived G Anthony Carter and G Ben Uzoh
Nov. 12: Assigned F Quincy Miller to Iowa Energy of the D-League
Dec. 2: Recalled F Quincy Miller from Iowa Energy
Dec. 27: Assigned F Quincy Miller to Iowa Energy of the D-League
Jan. 30: Assigned G Julyan Stone to Iowa Energy of the D-League
Feb. 13: Recalled F Quincy Miller and G Julyan Stone from the Iowa Energy

2013-14

June 17: Acquired F Darrell Arthur in a draft-night trade from Mamphis in exchange for Kosta Koufos.

July 10: Acquired G Randy Foye in a sing-and-trade from Utah.

July 11: Signed free agent F J.J. Hickson

July 26: Signed free agent G Nate Robinson

July 27: Re-signed C Timofey Mozgov

Sept. 9: Signed free agent F Damion James

Sept. 13 Signed free agent F Reginald Becton

Sept. 30 Signed free agent G Kyle Fogg

Oct. 16: Waived F Reginald Becton and G Kyle Fogg

Oct. 28: Waived F Damion James

Feb. 20: Acquired G Aaron Brooks from Houston in exchange for G Jordan Hamilton.

Feb. 20: Acquired F Jan Vesely from Washignton in a three-team trade involving Philadelphia in exchange for G Andre Miller and a future second round pick.

2014-15

June 26: Acquired draft rights to F Jordan Hamilton from Dallas along with G Andre Miller and a future second-round pick from Portland in exchange for G Raymond Felton ... Also acquired G Arron Afflalo from Orlando in exchange for G Evan Fournier and the 56th pick of the 2014 Draft.

Sept. 29: Signed F Alonzo Gee to contract. 9/23/14: Signed free agent F Jerrelle Benimon and free agent F Marcus Williams to contracts.

Oct. 8: Signed F Kenneth Faried to multi-year contract extension.

Oct. 22: Waived F Jerrelle Benimon and F Marcus Williams.

Oct. 27: Waived F Quincy Miller.

Jan. 7: Acquired two protected 2015 first round draft picks from Cleveland in exchange for C Timofey Mozgov and a 2015 second round pick.

Jan. 13: Acquired G Jameer Nelson from Boston in exchange for G Nate Robinson.

Jan. 20: Assigned G Erick Green to Fort Wayne of the NBA D-League.

Jan. 25: Recalled G Erick Green to Fort Wayne of the NBA D-League.

Feb. 19: Acquired rights to G Cenk Akyol from Philadelphia in exchange for JaVale Mcgee, a protected first round pick (OKC) and rights to F Chu Maduabum ... Also acquired G Will Barton, F Victor Claver, F Thomas Robinson and a lottery-protected 2016 first round pick from Portland in exchange for G Arron Afflalo and F Alonzo Gee ... Signed F Joffrey Lauvergne to contract.

Feb. 20: Waived F Victor Claver and F Thomas Robinson.

Mar. 3: Relieved Brian Shaw of head coaching duties and named Melvin Hunt interim head coach.

Mar. 30: Claimed G Ian Clark off waivers.

Apr. 8: Claimed F Shavlik Randolph off waivers … Subsequently waived Randolph.

Apr. 12: Signed G Jamaal Franklin to contract.

2015-16

June 26: Drafted Emmanuel Mudiay with the 7th overall pick of the 2015 Draft and Nikola Radicevic with the 57th selection.

July 11: Signed F Wilson Chandler to contract extension.

July 12: Signed free agent G Jameer Nelson to contract extension ... Waived G Jamaal Franklin

July 20: Acquired Joey Dorsey, Nick Johnson, Kostas Papanikolaou, Pablo Prigioni, a 2016 first round pick and cash from Houston in exchange for Ty Lawson ... Waived Pablo Prigioni.

July 23: Signed F Will Barton to contract extension.

Aug. 2: Signed F Danilo Gallinari to contract extension.

Aug. 7: Signed F Darrell Arthur to contract extension.

Aug. 18: Waived F/C Joey Dorsey.

Sept.. 15: Signed G Matt Janning, C Oleksiy Pecherov and F Devin Sweetney to contracts.

Sept. 25: Waived F Kostas Papanikolaou.

Sept. 30: Signed free agnet G Mike Miller to contract.

Oct. 11: Exercised 3rd-year options for G Gary Harris and C Jusuf Nurkic.

Oct. 15: Waived Matt Janning.

Oct. 24: Waived Nick Johnson, Oleksiy Pecherov and Devin Sweetney.

Nov. 5: Signed F Kostas Papanikolaou ... Waived G Erick Green.

Jan. 7: Waived Kostas Papanikolaou.

Jan. 12: Signed G Sean Kilpatrick to 10-day contract.

Jan. 23: Signed G Sean Kilpatrick to second 10-day contract.

Feb. 18: Acquired G DJ Augustin, Steve Novak, two second round picks and cash from Oklahoma CIty in exchange for Randy Foye.

Feb. 19: Waived F J.J. Hickson and F Steve Novak.

Feb. 22: Signed F JaKarr Sampson to contract.

Mar. 2: Signed F Axel Toupane to 10-day contract.

Mar. 14: Signed F Axel Toupane to second 10-day contract.

Mar. 25: Signed Axel Toupane for remainder of season.

2016-17

June 23: Drafted Jamal Murray with the 7th, Juancho Hernangomez with the 15th and Malik Beasley with the 19th pick of the 2016 Draft and drafted Petr Cornelie with the 53rd pick of the second round ... Also traded the draft rights to Daniel Hamilton (56th pick) to Oklahoma City for cash considerations.

July 1: Signed free agent F Darrell Arthur and free agent G Mike Miller to multi-year contract extensions.

Aug. 16: Signed free agent G D.J. Kennedy to a contract.

Aug. 30: Traded F Joffrey Lauvergne to Oklahoma City in exchange for a conditional 2017 second round pick (OKC own) and a conditional 2017 second round pick (MEM own).

Sep. 7: Signed F's Robbie Hummel and Jarnell Stokes to multi-year contracts.

Sep. 12: Signed G Nate Wolters to a multi-year contract.

Oct. 15: Waived F Axel Toupane, F JaKarr Sampson and G D.J. Kennedy.

Oct. 20: Excercised team option to extend the contract of G Gary Harris.

Oct. 21: Excercised team options to extend the contracts of C Jusuf Nurkic and G Emmanuel Mudiay.

Oct. 22: Waived G Nate Wolters and F Robbie Hummel.

Nov. 15: Waived F Jarnell Stokes.

Nov. 16: Signed free agent G Alonzo Gee to a contract.

Dec. 9: Assigned G Malik Beasley to the Sioux Falls Skyforce.

Dec. 17: Recalled G Malik Beasley from the Sioux Falls Skyforce.

Jan. 4: Assigned G Malik Beasley and F Juancho Hernangomez to the Sioux Falls Skyforce.

Jan. 6: Waived G Alonzo Gee.

Jan. 23: Recalled F Juancho Hernangomez from the Sioux Falls Skyforce.

Jan. 8: Recalled G Malik Beasley from the Sioux Falls Skyforce ... Signed free agent G Alonzo Gee to a 10-day contract.

Jan. 18: Traded the draft rights to C Cenk Akyol and a traded player exception to Atlanta in exchange for G Mo Williams and cash ... Waived G Mo Williams ... G Alonzo Gee became a free agent.

Jan. 23: Claimed G Mo Williams off of waivers.

Jan. 24: Waived G Mo Williams.

Jan. 26: Signed F Johnny O'Bryant to a 10-day contract.

Feb. 6: Signed F Johnny O'Bryant to a second 10-day contract.

Feb. 13: Traded C Jusuf Nurkic and a traded player exception to Portland in exchange for F/C Mason Plumlee and cash.

Feb. 16: F Johnny O'Bryant became a free agent.

Feb. 21: Assigned G Malik Beasley to the Sioux Falls Skyforce.

Feb. 23: Aquired C Roy Hibbert from Milwaukee in exchange for a traded player exception.

Feb. 26: Recalled G Malik Beasley from the Sioux Falls Skyforce.

Feb. 28: Assigned G Malik Beasley to the Sioux Falls Skyforce.

Mar. 6: Recalled G Malik Beasley from the Sioux Falls Skyforce.

Mar. 10: Assigned G Malik Beasley to the Sioux Falls Skyforce.

Mar. 13: Recalled G Malik Beasley from the Sioux Falls Skyforce.

Mar. 22: Assigned G Malik Beasley to the Sioux Falls Skyforce.

Apr. 2: Recalled G Malik Beasley from the Sioux Falls Skyforce.

Jun. 21: Tendered qualifying offer to make F/C Mason Plumlee a restricted free agent.

2017-18

June 22: Drafted Donovan Mitchell with the 13th, Vlatko Cancar with the 49th and Monte Morris with the 51st overall pick of the 2017 Draft ... Traded the draft rights to Donovan Mitchell to the Utah Jazz for Trey Lyles and the draft rights to Tyler Lydon.

July 6: Signed F Tyler Lydon and F Danilo Gallinari to multi-year contracts ... Traded Danilo Gallinari to the LA Clippers as part of three-team trade with the Athlanta Hawks and LA Clippers. Denver received a 2019 second round pick from Atlanta.

July 11: Waived Mike Miller

July 13: Signed F Paul Millsap to a multi-year contract.

July 19: Signed F Torrey Craig to a two-way contract.

July 21: Signed G Monte Morris to a two-way contract.

Sept. 20: Signed F/C Mason Plumlee to a multi-year contract ... Signed F Josh Childress.

Oct. 12: Signed G Gary Harris to a contract extension ... Waived Josh Childress.

Oct. 18: Waived Jameer Nelson.

Oct. 19: Signed Richard Jefferson.

Oct. 22: Assigned Tyler Lydon and Monte Morris to the Rio Grande Valley Vipers and Torrey Craig to the Sioux Falls Skyforce.

Nov. 8: Recalled Tyler Lydon from the Rio Grande Valley Vipers.

Nov. 28: Recalled Torrey Craig from the Sioux Falls Skyforce.

Dec. 1: Assigned Torrey Craig to the Sioux Falls Skyforce.

Dec. 4: Assigned Tyler Lydon to the Rio Grande Valley Vipers.

Dec. 10: Recalled Monte Morris from the Rio Grande Valley Vipers.

Dec. 13: Assigned Monte Morris to the Rio Grande Valley Vipers.

Dec. 15: Recalled Torrey Craig from the Sioux Falls Skyforce.

Dec. 16: Recalled Tyler Lydon from the Rio Grande Valley Vipers.

Dec. 20: Recalled Monte Morris from the Rio Grande Valley Vipers.

Dec. 22: Assigned Monte Morris to the Rio Grande Valley Vipers.

Dec. 27: Assigned Tyler Lydon to the Rio Grande Valley Vipers.

Jan. 15: Recalled Tyler Lydon from the Rio Grande Valley Vipers.

Jan. 22: Assigned Tyler Lydon to the Rio Grande Valley Vipers..

Feb. 7: Recalled Monte Morris from the Rio Grande Valley Vipers.

Feb. 8: Acquired G Devin Harris from the Dallas Mavericks and a second round pick from the New York Knicks in exchange for Emmanuel Mudiay to New York and a second round pick to Dallas.

Mar. 1: Assigned Monte Morris to the Rio Grande Valley Vipers.

Mar. 2: Assigned Torrey Craig to the Sioux Falls Skyforce.

Mar. 5: Recalled Monte Morris from the Rio Grande Valley Vipers.

Mar. 7: Assigned Monte Morris to the Rio Grande Valley Vipers.

Mar. 13: Recalled Torrey Craig from the Sioux Falls Skyforce.

Mar. 23: Assigned Monte Morris to the Rio Grande Valley Vipers.

2018-19

June 21: Drafted Michael Porter Jr. with the 14th, Justin Jackson with the 43rd and Thomas Welsh with the 58th overall picks of the 2018 Draft ... Traded the draft rights to Justin Jackson to the Orlando Magic for the draft rights to Jarred Vanderbilt.

July 3: Signed F Michael Porter Jr. toa multi-year contract.

July 6: Traded F Wilson Chandler, a 2021 second round pick and swapped 2022 second round picks with the Philadelphia 76ers for cash.

July 9: Signed C Nikola Jokic, G Will Barton and F Torrey Craig to multi-year contracts.

July 11: Signed F Jarred Vanderbilt to a multi-year contract.

July 13: Traded F's Darrell Arthur, Kenneth Faried, a 2019 first round pick and a 2020 second round pick to the Brooklyn Nets for G Isaiah Whitehead.

July 16: Signed G Isaiah Thomas.

July 17: Signed C Thomas Welsh to a two-way contract and waived G Isaiah Whitehead.

July 25: Signed G Monte Morris to a multi-year contract.

Aug. 6: Signed F Emanuel Terry.

Aug. 7: Signed G DeVaughn Akoon-Purcell to a two-way contract.

Sept. 21: Signed G Xavier Silas.

Sept. 26: Signed G Donald Sloan.

Oct. 8: Waived F Emanuel Terry.

Oct. 12: Waived G's Xavier Silas and Donald Sloan.

Nov 29: Signed G Brandon Goodwin.

Dec. 10: Signed G Nick Young and waived G Brandon Goodwin.

Dec. 16: Signed G Brandon Goodwin to a two-way contract and waived G DeVaughn Akoon-Purcell.

Dec. 30: Waived G Nick Young.

Jan. 26: Assigned Jarred Vanderbilt to the Delaware Blue Coats.

Feb. 6: Recalled Jarred Vanderbilt from the Delaware Blue Coats.

Mar. 3: Assigned Tyler Lydon to the Capital City Go-Go.

Mar. 23: Assigned Monte Morris to the Rio Grande Valley Vipers.

2019-20

June 20: Aquired the draft rights to Bol Bol from Miami for a 2022 second round pick.

July 8: Traded a 2020 first round pick to Oklahoma City for Jerami Grant.

July 24: Signed G Jamal Murray to a multi-year contract extension.

July 31: Waived C Thomas Welsh.

Aug. 1: Signed F Vlatko Cancar.

Aug. 13: Signed G P.J Dozier ... Signed F Tyler Cook to a two-way contract.

Sep. 6: Signed C Bol Bol to a two-way contract.

Sep. 19: Signed C Tyler Zeller as a free agent.

Oct. 1: Signed G Jorge Gutierrez.

Oct.. 4: Signed G Elijah Millsap as a free agent.

Oct. 7: Waived G's Elijah Millsap and Jorge Gutierrez

Oct. 16: Waived F Tyler Cook

Oct. 18: Signed G P.J Dozier to a two-way contract ... Waived C Tyler Zeller

Nov. 8: Assigned F Vlatko Cancar to the Erie BayHawks

Nov. 20: Assigned F Jarred Vanderbilt to the Rio Grand Valley Vipers

Dec. 8: Recalled F Vlatko Cancar from the Erie BayHawks

Jan. 17: Recalled F Jarred Vanderbilt from the Windy City Bulls

Feb. 5: Traded G Malik Beasley, F Juancho Hernangomez and F Jarred Vanderbilt to Minnesota in a four-team trade ... Houston traded F Gerlad Green and a 2020 first round pick to Denver ... Minnesota traded F Keita Bates-Diop, G Shabazz Napier and F Noah Vonleh to Denver.

Feb. 6: Traded G Shabazz Napoer to Washington for G Jordan McRae.

Feb. 7: Waived G Gerald Green

Mar. 1: Assigned Keita Bates-Diop to the Windy City Bulls.

Mar. 2: Waived G Jordan McRae.

Mar. 5: Signed G Troy Daniels for the rest of the season.

Mar. 8: Recalled F Keita Bates-Diop from the Windy City Bulls.

Jun. 30: Converted G PJ Dozier to a regular contract ... Signed F Tyler Cook to a substituion contract.

INDIVIDUAL AWARDS

BASKETBALL HALL OF FAME INDUCTEE

1993	Dan Issel (1975-85; 92-95; '98-01)
1996	David Thompson (1975-82)
1997	Alex English (1979-90)
1998	Alex Hannum (1971-74)
2002	Larry Brown (1970-72;'74-79)
2015	Louis Dampier (1998-02)
2015	Spencer Haywood (1969-70)
2015	Dikembe Mutombo (1991-96)
2016	Allen Iverson (2006-09)
2019	Bobby Jones (1974-78)

NBA EXECUTIVE OF THE YEAR

1984-85	Vince Boryla
2008-09	Mark Warkentien
2012-13	Masai Ujiri

NBA COACH OF THE YEAR

1987-88	Doug Moe
2012-13	George Karl

NBA DEFENSIVE PLAYER OF THE YEAR

1994-95	Dikembe Mutombo
2006-07	Marcus Camby

NBA MOST IMPROVED PLAYER

1992-93	Mahmoud Abdul-Rauf

ALL-NBA TEAM

1976-77	David Thompson (1st Team)
1977-78	David Thompson (1st Team)
1981-82	Alex English (2nd Team)
1982-83	Alex English (2nd Team)
1985-86	Alex English (2nd Team)
1986-87	Fat Lever (2nd Team)
1998-99	Antonio McDyess (3rd Team)
2005-06	Carmelo Anthony (3rd Team)
2006-07	Carmelo Anthony (3rd Team)
2008-09	Carmelo Anthony (3rd Team)
2008-09	Chauncey Billups (3rd Team)
2009-10	Carmelo Anthony (2nd Team)
2018-19	Nikola Jokic (1st Team)
2019-20	Nikola Jokic (2nd Team)

NBA ALL-DEFENSIVE TEAM

1976-77	Bobby Jones (1st Team)
1977-78	Bobby Jones (1st Team)
1982-83	T.R. Dunn (2nd Team)
1983-84	T.R. Dunn (2nd Team)
1984-85	T.R. Dunn (2nd Team)
1985-86	Bill Hanzlik (2nd Team)
1987-88	Fat Lever (2nd Team)
1994-95	Dikembe Mutombo (2nd Team)
2004-05	Marcus Camby (2nd Team)
2005-06	Marcus Camby (2nd Team)
2006-07	Marcus Camby (1st Team)
2007-08	Marcus Camby (1st Team)

J. WALTER KENNEDY CITIZENSHIP

(Award for outstanding community service, originated in 1974-75; selected by the PBWA)

1984-85	Dan Issel
1987-88	Alex English
2012-13	Kenneth Faried

NBA SPORTSMANSHIP AWARD

(Award for on-court professionalism, originated in 1995; voted on by the players)

2008-09	Chauncey Billups

NBA ALL-ROOKIE TEAM

1990-91	Mahmoud Abdul-Rauf (2nd Team)
1991-92	Dikembe Mutombo (1st Team), Mark Macon (2nd Team)
1992-93	LaPhonso Ellis (1st Team)
1994-95	Jalen Rose (2nd Team)
1995-96	Antonio McDyess (1st Team)
1997-98	Bobby Jackson (2nd Team)
1999-00	James Posey (2nd Team)
2002-03	Nenê (1st Team)
2003-04	Carmelo Anthony (1st Team)
2011-12	Kenneth Faried (1st Team)
2014-15	Jusuf Nurkic (2nd Team)
2015-16	Nikola Jokic (1st Team) Emmanuel Mudiay (2nd Team)
2016-17	Jamal Murray (2nd Team)

NBA FREE THROW CHAMPION

1993-94	Mahmoud Abdul-Rauf (.956)
1995-96	Mahmoud Abdul-Rauf (.930)

NBA FIELD GOAL PCT. CHAMPION

1977-78	Bobby Jones (.578)
2010-11	Nenê (.615)

NBA SCORING CHAMPION

1982-83	Alex English (2326/28.4)

NBA BLOCKED SHOTS CHAMPION

1993-94	Dikembe Mutombo (336/4.10)
1994-95	Dikembe Mutombo (321/3.91)
1995-96	Dikembe Mutombo (332/4.49)
2005-06	Marcus Camby (184/3.29)
2006-07	Marcus Camby (231/3.30)
2007-08	Marcus Camby (285/3.61)

NBA PLAYER OF THE WEEK

11/2/80	David Thompson
11/29/81	Alex English
11/21/82	Alex English
1/2/83	Kiki Vandeweghe
1/16/83	Alex English
11/20/83	Kiki Vandeweghe
11/11/84	Alex English
4/1/85	Calvin Natt
11/24/85	Alex English
1/12/86	Calvin Natt
2/2/86	Alex English
1/25/87	Alex English
2/1/87	Fat Lever
4/17/88	Fat Lever
12/11/88	Michael Adams
1/27/91	Michael Adams
3/28/93	Dikembe Mutombo
4/10/94	Dikembe Mutombo
4/16/95	Dikembe Mutombo
12/10/95	Dikembe Mutombo
11/17/96	Dale Ellis
2/22/99	Antonio McDyess
12/3/00	Antonio McDyess
11/30/03	Voshon Lenard
3/14/04	Carmelo Anthony, Western Conference
4/11/04	Carmelo Anthony, Western Conference
3/7/05	Marcus Camby, Western Conference
11/13/05	Marcus Camby, Western Conference
3/19/06	Carmelo Anthony, Western Conference
11/27/06	Carmelo Anthony, Western Conference
12/4/06	Carmelo Anthony, Western Conference
2/12/07	Carmelo Anthony, Western Conference
11/19/07	Allen Iverson, Western Conference
12/24/07	Carmelo Anthony, Western Conference
1/7/08	Allen Iverson, Western Conference
3/31/08	Carmelo Anthony, Western Conference
4/14/08	Allen Iverson, Western Conference
11/17/08	Chauncey Billups, Western Conference
11/2/09	Carmelo Anthony, Western Conference
1/19/10	Carmelo Anthony, Western Conference
1/25/10	Chauncey Billups, Western Conference
12/27/10	Chauncey Billups, Western Conference
3/4/12	Ty Lawson, Western Conference
11/11/12	Kenneth Faried, Western Conference
3/12/13	Ty Lawson, Western Conference
11/13/17	Nikola Jokic, Western Conference
4/9/18	Nikola Jokic, Western Conference
10/22/18	Nikola Jokic, Western Conference
12/3/18	Paul Millsap, Western Conference
1/7/19	Nikola Jokic, Western Conference
2/4/19	Nikola Jokic, Western Conference
2/10/20	Nikola Jokic, Western Conference

NBA PLAYER OF THE MONTH

March, 1982	Alex English
Jan., 1983	Alex English
Nov., 1984	Alex English
April, 1988	Fat Lever
March, 2006	Carmelo Anthony, Western Conference
April, 2007	Carmelo Anthony, Western Conference
Oct./Nov., 2009	Carmelo Anthony, Western Conference

NBA ROOKIE OF THE MONTH

Nov. 1991	Dikembe Mutombo
Jan. 1992	Dikembe Mutombo
Nov. 2003	Carmelo Anthony, Western Conference
Dec. 2003	Carmelo Anthony, Western Conference
Jan. 2004	Carmelo Anthony, Western Conference
Feb. 2004	Carmelo Anthony, Western Conference
Mar. 2004	Carmelo Anthony, Western Conference
Apr. 2004	Carmelo Anthony, Western Conference
Apr. 2012	Kenneth Faried, Western Conference
Oct./Nov. 2016	Jamal Murray, Western Conference

NBA COACH OF THE MONTH

Nov., 1984	Doug Moe
March, 1988	Doug Moe
March, 1995	Bernie Bickerstaff
Feb., 2005	George Karl, Western Conference
March, 2005	George Karl, Western Conference
Jan., 2010	George Karl, Western Conference
Jan., 2013	George Karl, Western Conference
Mar., 2013	George Karl, Western Conference

ALL-TIME PLAYERS
AMONG NBA TOP 10 LEADERS

SCORING

Carmelo Anthony%	3rd	25.6	2010-11
Carmelo Anthony	3rd	28.2	2009-10
Carmelo Anthony	T-7th	22.8	2008-09
Allen Iverson	3rd	26.4	2007-08
Carmelo Anthony	4th	25.7	2007-08
Carmelo Anthony	2nd	28.9	2006-07
Allen Iverson	7th	26.3	2006-07
Carmelo Anthony	8th	26.5	2005-06
Antonio McDyess	9th	21.2	1998-99
Michael Adams	6th	26.5	1990-91
Alex English	T-5th	26.5	1988-89
Alex English	9th	25.0	1987-88
Alex English	3rd	28.6	1986-87
Alex English	3rd	29.8	1985-86
Alex English	5th	27.9	1984-85
Kiki Vandeweghe	3rd	29.4	1983-84
Alex English	4th	26.4	1983-84
Alex English	1st	28.4	1982-83
Kiki Vandeweghe	2nd	26.7	1982-83
Alex English	4th	25.4	1981-82
David Thompson	5th	25.5	1980-81
Alex English	10th	23.8	1980-81
Dan Issel	7th	23.8	1979-80
David Thompson	6th	24.0	1978-89
David Thompson	2nd	27.15	1977-78
David Thompson	4th	25.9	1976-77

%Finished season with New York

REBOUNDING

Nikola Jokic	9th	10.7	2017-18
Marcus Camby	2nd	13.1	2007-08
Marcus Camby	5th	11.7	2006-07
Antonio McDyess	5th	12.1	2000-01
Antonio McDyess	7th	10.7	1998-99
Ervin Johnson	4th	11.1	1996-97
Dikembe Mutombo	3rd	11.8	1995-96
Dikembe Mutombo	2nd	12.5	1994-95
Dikembe Mutombo	6th	11.8	1993-94
Dikembe Mutombo	3rd	13.0	1992-93
Dikembe Mutombo	3rd	12.3	1991-92
Greg Anderson	7th	11.5	1991-92
George McGinnis	9th	11.4	1978-79

STEALS

Gary Harris	6th	1.82	2017-18
Raymond Felton	8th	1.67	2010-11
Allen Iverson	8th	1.95	2007-08
Andre Miller	10th	1.73	2003-04
Mark Macon	10th	2.03	1991-92
Michael Adams	T-7th	2.23	1990-91
Fat Lever	7th	2.13	1989-90
Fat Lever	4th	2.75	1988-89
Fat Lever	4th	2.72	1987-88
Fat Lever	6th	2.45	1986-87
Fat Lever	5th	2.28	1985-86
Fat Lever	3rd	2.46	1984-85
T.R. Dunn	6th	2.16	1983-84
Bobby Jones	6th	2.27	1976-77

ASSISTS

Nikola Jokic	9th	7.3	2018-19
Ty Lawson	3rd	9.6	2014-15
Ty Lawson	3rd	8.8	2013-14
Andre Miller	9th	6.7	2011-12
Ty Lawson	10th	6.6	2011-12
Raymond Felton	T-6th	8.3	2010-11
Allen Iverson	9th	7.1	2007-08
Andre Miller^	7th	7.8	2006-07
Allen Iverson	T-8th	7.2	2006-07
Andre Miller	6th	8.2	2005-06
Andre Miller	8th	6.9	2004-05
Andre Miller	T-10th	6.1	2003-04
Nick Van Exel	3rd	8.5	2000-01
Nick Van Exel	T-2nd	9.0	1999-00
Nick Van Exel	T-10th	7.4	1998-99
Mark Jackson*	1st	11.4	1996-97
Michael Adams	3rd	10.5	1990-91
Fat Lever	9th	7.8	1987-88
Fat Lever	9th	8.0	1986-87
Kenny Higgs	10th	5.7	1980-81

^Finished season with Philadelphia
*Finished season with Indiana

FIELD GOAL PERCENTAGE

Nikola Jokic	6th	.578	2016-17
Kenneth Faried	7th	.558	2015-16
Kenneth Faried	9th	.545	2013-14
JaVale McGee	3rd	.575	2012-13
Kenneth Faried	9th	.552	2012-13
JaVale McGee	5th	.556	2011-12
Nenê	1st	.615	2010-11
Nenê	3rd	.587	2009-10
Nenê	2nd	.604	2008-09
Nenê	5th	.530	2003-04
Nenê	6th	.519	2002-03
Antonio McDyess	9th	.507	1999-00
Danny Fortson	9th	.495	1998-99
Dikembe Mutombo	7th	.556	1994-95
Dikembe Mutombo	2nd	.569	1993-94
Bobby Jones	1st	.578	1977-78
Bobby Jones	3rd	.570	1976-77

%Started season with Washington



FREE THROW PERCENTAGE

Jamal Murray	5th	.905	2017-18
Danilo Gallinari	4th	.902	2016-17
Danilo Gallinari	6th	.895	2014-15
Chauncey Billups%	2nd	.916	2010-11
Chauncey Billups	4th	.910	2009-10
Chauncey Billups	4th	.913	2008-09
Earl Boykins*	6th	.898	2006-07
Earl Boykins	10th	.874	2005-06
Earl Boykins	2nd	.921	2004-05
Earl Boykins	T-8th	.877	2003-04
Chauncey Billups	2nd	.913	1998-99
M. Abdul-Rauf	1st	.930	1995-96
M. Abdul-Rauf	7th	.885	1994-95
M. Abdul-Rauf	1st	.956	1993-94
M. Abdul-Rauf	2nd	.935	1992-93
Walter Davis	3rd	.912	1989-90
Walter Davis	8th	.879	1988-89
Kiki Vandeweghe	9th	.852	1983-84
Kiki Vandeweghe	2nd	.875	1982-83
Billy McKinney	9th	.862	1980-81
John Roche	10th	.866	1979-80
Robert Smith	4th	.883	1978-79

%Finished season with New York
*Finished season with Milwaukee

3-POINT FIELD GOAL PERCENTAGE

Gary Harris	10th	.420	2016-17
Arron Afflalo	T-8th	.423	2010-11
Arron Afflalo	8th	.434	2009-10
Fat Lever	10th	.414	1989-90
Mike Evans	8th	.363	1984-85
Mike Evans	2nd	.360	1983-84
John Roche	4th	.380	1979-80

BLOCKED SHOTS

JaVale McGee	8th	1.99	2012-13
JaVale McGee	2nd	2.16	2011-12
Chris Andersen	6th	1.88	2009-10
Chris Andersen	2nd	2.46	2008-09
Marcus Camby	1st	3.61	2007-08
Marcus Camby	1st	3.30	2006-07
Marcus Camby	1st	3.29	2005-06
Marcus Camby	2nd	3.02	2004-05
Marcus Camby	5th	2.60	2003-04
Raef LaFrentz*	2nd	2.73	2001-02
Raef LaFrentz	7th	2.64	2000-01
Raef LaFrentz	8th	2.22	1999-00
Antonio McDyess	10th	2.30	1998-99
Ervin Johnson	5th	2.77	1996-97
Dikembe Mutombo	1st	4.49	1995-96
Dikembe Mutombo	1st	3.91	1994-95
Dikembe Mutombo	1st	4.10	1993-94
Dikembe Mutombo	3rd	3.50	1992-93
Dikembe Mutombo	T-5th	2.96	1991-92
Wayne Cooper	7th	2.67	1988-89
Wayne Cooper	4th	2.91	1985-86
Wayne Cooper	4th	2.46	1984-85

*Finished season with Dallas
% Started season with Washington

FOREIGN BORN / HOMETOWN HEROES / OLYMPIC PLAYERS

FOREIGN-BORN PLAYERS

NAME	COUNTRY
Tariq Abdul-Wahad (2000-02)	France
Carlos Arroyo (2001-02)	Puerto Rico
Mengke Bateer (2001-02)	China
Bol Bol (2019-Pres.)	Sudan
Vlatko Cancar (2019-Pres.)	Slovenia
Rastko Cvetkovic (1995-96)	Yugoslavia
Yakhouba Diawara (2006-08)	France
Francisco Elson (2003-06)	The Netherlands
Rudy Fernandez (2011-2012)	Spain
Luis Flores (2004-05)	Dominican Republic
Gary Forbes (2010-11)	Panama
Evan Fournier (2012-14)	France
Danilo Gallinari (2010-17)	Italy
Juancho Hernangomez (2016-2020)	Spain
Carl Herrera (1998-99)	Trinidad
Linas Kleiza (2005-09)	Lithuania
Nikola Jokic (2015-Pres.)	Serbia
Garth Joseph (2000-01)	Dominica West Indies

NAME	COUNTRY
Joffrey Lauvergne (2015-16)	France
Trey Lyles (2017-2019)	Canada
Sarunas Marciulionis (1996-97)	Lithuania
Timofey Mozgov (2010-2015)	Russia
Emmanuel Mudiay (2015-2018)	Dem. Republic of Congo
Jamal Murray (2016-Present)	Canada
Dikembe Mutombo (1991-96)	Zaire
Eduardo Najera (2005-08)	Mexico
Nenê (2002-12)	Brazil
Jusuf Nurkic (2014-17)	Bosnia-Herzegovina
Kostas Papnikolaou (2015-16)	Greece
Johan Petro (2008-10)	France
Cheikh Samb (2008-09)	Senegal
Predrag Savovic (2002-03)	Yugoslavia
Axel Toupane (2016)	France
Nikoloz Tskitishvili (2002-05)	Georgia
Kiki Vandeweghe (1980-84)	Germany
Jan Vesely (2014)	Czech Republic
George Zidek (1996-98)	Czechoslovakia

HOMETOWN HEROES – PLAYERS WITH DENVER/COLORADO TIES

PLAYER	SCHOOL
Byron Beck (1967-77)	University of Denver
Chauncey Billups (1998-00; 2008-11)	George Washington H.S./ University of Colorado
Dave Bustion (1972-73)	University of Denver
Joe Barry Carroll (1989-90)	Denver East H.S.
Chuck Gardner (1967-68)	University of Colorado
Glen Gondrezick (1979-83)	Boulder High School
Mike Higgins (1989-90)	Greeley West H.S. / University of Northern Colorado

PLAYER	SCHOOL
Eddie Hughes (1988-90)	Colorado State University
Mark Randall (1993-95)	Cherry Creek H.S
Brooks Thompson (1996-97)	Littleton H.S.
Rodney White (2002-04)	George Washington H.S.
Chuck Williams (1971-72; 75-77)	Denver East H.S./ University of Colorado
Lonnie Wright (1967-71)	Colorado State University

NUGGETS ON OLYMPIC TEAMS

1968	Spencer Haywood, USA
	Charlie Scott, USA
1972	Bobby Jones, USA
1976	Tom LaGarde, USA
	Walter Davis, USA
1980	Bill Hanzlik, USA
	Larry Brown, coach, USA
1988	Sarunas Marciulionis, USSR
1992	Sarunas Marciulionis, Lithuania
1996	Sarunas Marciulionis, Lithuania
	Mengke Bateer, China
2000	Antonio McDyess, USA
	Mengke Bateer, China
2004	Carmelo Anthony, USA
	Allen Iverson, USA
2008	Carmelo Anthony, USA
	Linas Kleiza, Lithuania
2012	Andre Iguodala, USA
	Timofey Mozgov, Russia
2016	Nikola Jokić, Serbia



Bill Hanzlik, USA 1980
(photo courtesy of USA Basketball)



Antonio McDyess, USA 2000



Nikola Jokić, Serbia 2016

NUGGETS IN NBA ALL-STAR GAMES

PLAYER	GAMES	STARTS	YEARS
Alex English	8	4	1982-89
Carmelo Anthony	4	3	2007-08, '10-11
Dikembe Mutombo	3	0	1992, '95-96
David Thompson	3	3	1977-79
Chauncey Billups	2	0	2009-10
Allen Iverson	2	1	2007-08
Bobby Jones	2	1	1977-78
Fat Lever	2	1	1988, '90
Kiki Vandeweghe	2	0	1983-84
Nikola Jokic	2	0	2019-20
Dan Issel	1	1	1977
Antonio McDyess	1	0	2001
George McGinnis	1	1	1979
Calvin Natt	1	0	1985

COACH	YEAR	W-L	SCORE	SITE
Larry Brown	1977	W	125-124	Milwaukee, Wis.
George Karl	2010	L	139-141	Dallas, Texas
Michael Malone	2019	W	178-164	Charlotte, NC

NUGGETS NBA ALL-STAR HONORS

MOST VALUABLE PLAYER

PLAYER	YEAR	SITE
David Thompson	1979	Detroit, Mich.

STARTER

PLAYER	YEAR	SITE
David Thompson	1977	Milwaukee, Wis.
Dan Issel	1977	Milwaukee, Wis.
Bobby Jones	1977	Milwaukee, Wis.
David Thompson	1978	Atlanta, Ga.
David Thompson	1979	Detroit, Mich.
George McGinnis	1979	Detroit, Mich.
Alex English	1983	Los Angeles, Calif.
Alex English	1984	Denver, Colo.
Alex English	1988	Chicago, Ill.
Fat Lever	1988	Chicago, Ill.
Alex English	1989	Houston, Texas
Carmelo Anthony	2008	New Orleans, La.
Allen Iverson	2008	New Orleans, La.
Carmelo Anthony	2010	Dallas, Texas

NUGGETS NBA ALL-STAR SATURDAY PARTICIPANTS

SLAM DUNK CHAMPIONSHIP

PLAYER	YEAR	FINISH	SITE
Mahmoud Abdul-Rauf	1993	6th	Salt Lake City, Utah
Robert Pack	1994	2nd	Minneapolis, Min.
Darvin Ham	1997	4th	Cleveland, Ohio
Chris Andersen	2004	3rd	Los Angeles, Calif.
J.R. Smith	2009	3rd	Phoenix, Ariz.
Kenneth Faried	2013	T-3rd	Houston, Texas
Will Barton	2016	T-3rd	Toronto, Canada

LONG DISTANCE SHOOTOUT

PLAYER	YEAR	FINISH	SITE
Michael Adams	1989	T-5th	Houston, Texas
Dale Ellis	1997	6th	Cleveland, Ohio
Voshon Lenard	2004	1st	Los Angeles,Calif.
Voshon Lenard	2005	3rd	Denver, Colo.
Chauncey Billups	2010	3rd	Dallas, Texas

SHOOTING STARS

PLAYER	YEAR	FINISH	SITE
Andre Miller	2005	2nd	Denver, Colo.

RISING STARS GAME

PLAYER	YEAR	FINISH	SITE
Jalen Rose	1995	L	Phoenix, Ariz.
Antonio McDyess	1996	L	San Antonio, Texas
Danny Fortson	1998	L	New York, N.Y.
Bobby Jackson	1998	L	New York, N.Y.
Raef LaFrentz	2000	L	Oakland, Calif.
James Posey	2000	W	Oakland, Calif.
Nenê	2003	L	Atlanta, Ga.
Nenê	2004	W	Los Angeles, Calif.
Carmelo Anthony	2004	L	Los Angeles, Calif.
Carmelo Anthony (MVP)	2005	W	Denver, Colo
Kenneth Faried (MVP)	2013	W	Houston, Texas
Nikola Jokic	2016	L	Toronto, Canada
Emmauel Mudiay	2016	L	Toronto, Canada
Jamal Murray (MVP)	2017	W	New Orleans, Louis.
Nikola Jokic	2017	W	New Orleans, Louis.
Emmanuel Mudiay	2017	W	New Orleans, Louis.
Jamal Murray	2018	W	Los Angeles, Calif.

SKILLS COMPETITION

PLAYER	YEAR	FINISH	SITE
Earl Boykins	2004	3rd	Los Angeles, Calif.
Earl Boykins	2005	2nd	Denver, Colo.
Emmanuel Mudiay	2016	--	Toronto, Canada
Nikola Jokic	2017	--	New Orleans, Louis.
Jamal Murray	2018	--	Los Angeles, Calif.
Nikola Jokic	2019	--	Charlotte, NC

CARMELO ANTHONY

YR	MIN	FG	FGA	PCT	3FG	3FGA	PCT	FT	FTA	PCT	REB	AST	PF	STL	BLK	PTS
'07	25	10	15	.667	0	0	------	0	0	------	9	1	2	1	0	20
'08*	22	8	17	.471	0	0	------	2	3	.667	7	1	0	0	0	18
'10*	29	13	22	.591	1	4	.250	0	1	.000	10	2	0	0	0	27
'11*	23	4	10	.400	0	1	.000	0	0	------	7	2	3	1	1	8
TOTAL	**99**	**35**	**64**	**.547**	**1**	**5**	**.200**	**2**	**4**	**.500**	**33**	**6**	**5**	**2**	**1**	**73**

CHAUNCEY BILLUPS

YR	MIN	FG	FGA	PCT	3FG	3FGA	PCT	FT	FTA	PCT	REB	AST	PF	STL	BLK	PTS
'09	19	2	5	.400	1	3	.333	0	0	------	2	3	2	1	0	5
'10	26	6	11	.546	5	8	.625	0	0	------	0	5	1	1	0	17
TOTAL	**45**	**8**	**16**	**.500**	**6**	**11**	**.546**	**0**	**0**	**-----**	**2**	**8**	**3**	**2**	**0**	**22**

ALEX ENGLISH

YR	MIN	FG	FGA	PCT	3FG	3FGA	PCT	FT	FTA	PCT	REB	AST	PF	STL	BLK	PTS
'82	12	2	6	.333	0	0	------	0	0	------	5	1	2	1	0	4
'83*	23	7	14	.500	0	0	------	0	1	.000	4	0	2	1	2	14
'84*	19	6	8	.750	0	0	------	1	1	1.000	0	2	2	1	1	13
'85	14	0	3	.000	0	0	------	0	0	------	2	1	1	0	0	0
'86	16	8	12	.667	0	0	------	0	0	------	1	2	0	0	1	16
'87	13	0	6	.000	0	0	------	0	0	------	0	1	1	0	0	0
'88*	22	5	10	.500	0	0	------	0	0	------	3	4	0	1	0	10
'89*	29	8	13	.615	0	0	------	0	0	------	3	4	0	2	0	16
TOTAL	**161**	**36**	**72**	**.500**	**0**	**0**	**-----**	**1**	**2**	**.500**	**18**	**13**	**8**	**6**	**3**	**60**

DAN ISSEL

YR	MIN	FG	FGA	PCT	3FG	3FGA	PCT	FT	FTA	PCT	REB	AST	PF	STL	BLK	PTS
'77*	10	0	3	.000	0	0	------	0	0	------	1	0	0	-----	0	0
TOTAL	**10**	**0**	**3**	**.000**	**0**	**0**	**-----**	**0**	**0**	**-----**	**1**	**0**	**0**	**0**	**0**	**0**

ALLEN IVERSON

YR	MIN	FG	FGA	PCT	3FG	3FGA	PCT	FT	FTA	PCT	REB	AST	PF	STL	BLK	PTS
'07	Did Not Play --- Injury															
'08*	14	3	4	.750	0	0	------	1	2	.500	3	1	0	1	0	7
TOTAL	**14**	**3**	**4**	**.750**	**0**	**0**	**-----**	**1**	**2**	**.500**	**3**	**1**	**0**	**1**	**0**	**7**

BOBBY JONES

YR	MIN	FG	FGA	PCT	3FG	3FGA	PCT	FT	FTA	PCT	REB	AST	PF	STL	BLK	PTS
'77*	14	1	4	.250	0	0	------	0	0	------	0	3	0	-----	1	2
'78	18	1	3	.333	0	0	------	0	0	------	6	2	4	-----	1	2
TOTAL	**32**	**2**	**7**	**.286**	**0**	**0**	**-----**	**0**	**0**	**-----**	**6**	**5**	**4**	**----**	**2**	**6**

NIKOLA JOKIC

YR	MIN	FG	FGA	PCT	3FG	3FGA	PCT	FT	FTA	PCT	REB	AST	PF	STL	BLK	PTS
'19	13	3	4	.750	0	0	---	0	0	---	9	0	1	0	0	6
'20	12	2	4	.500	1	3	.333	0	0	---	2	1	1	1	0	5
TOTAL	**25**	**5**	**8**	**.635**	**1**	**3**	**.333**	**0**	**0**	**---**	**11**	**1**	**2**	**1**	**0**	**11**

FAT LEVER

YR	MIN	FG	FGA	PCT	3FG	3FGA	PCT	FT	FTA	PCT	REB	AST	PF	STL	BLK	PTS
'88*	31	7	14	.500	0	0	------	3	4	.750	4	3	4	0	0	17
'90	22	7	13	.539	0	2	.000	2	2	1.000	3	2	0	2	0	16
TOTAL	**53**	**14**	**27**	**.519**	**0**	**2**	**.000**	**5**	**6**	**.833**	**7**	**5**	**4**	**2**	**0**	**33**

ANTONIO McDYESS

YR	MIN	FG	FGA	PCT	3FG	3FGA	PCT	FT	FTA	PCT	REB	AST	PF	STL	BLK	PTS
'01	15	4	9	.444	0	0	------	0	0	------	8	2	2	1	0	8
TOTAL	**15**	**4**	**9**	**.444**	**0**	**0**	**-----**	**0**	**0**	**-----**	**8**	**2**	**2**	**1**	**0**	**8**

GEORGE McGINNIS

YR	MIN	FG	FGA	PCT	3FG	3FGA	PCT	FT	FTA	PCT	REB	AST	PF	STL	BLK	PTS
'79*	25	5	12	.417	0	0	------	6	11	.546	6	3	4	-----	0	16
TOTAL	**25**	**5**	**12**	**.417**	**0**	**0**	**-----**	**6**	**11**	**.546**	**6**	**3**	**4**	**-----**	**0**	**16**

DIKEMBE MUTOMBO

YR	MIN	FG	FGA	PCT	3FG	3FGA	PCT	FT	FTA	PCT	REB	AST	PF	STL	BLK	PTS
'92	10	2	4	.500	0	0	------	0	0	------	2	1	0	1	0	4
'95	20	6	8	.750	0	0	------	0	0	------	8	1	3	0	4	12
'96	11	2	4	.500	0	0	------	0	0	------	9	0	3	0	0	4
TOTAL	**41**	**10**	**16**	**.625**	**0**	**0**	**-----**	**0**	**0**	**-----**	**19**	**2**	**6**	**1**	**4**	**20**

CALVIN NATT

YR	MIN	FG	FGA	PCT	3FG	3FGA	PCT	FT	FTA	PCT	REB	AST	PF	STL	BLK	PTS
'85	11	1	3	.333	0	0	------	1	2	.500	3	1	1	0	0	3
TOTAL	**11**	**1**	**3**	**.333**	**0**	**0**	**-----**	**1**	**2**	**.500**	**3**	**1**	**1**	**0**	**0**	**3**

DAVID THOMPSON

YR	MIN	FG	FGA	PCT	3FG	3FGA	PCT	FT	FTA	PCT	REB	AST	PF	STL	BLK	PTS
'77*	29	7	9	.778	0	0	------	4	6	.667	7	3	3	-----	0	18
'78*	35	10	16	.625	0	0	------	2	4	.500	3	3	4	-----	0	22
'79*	34	11	17	.647	0	0	------	3	7	.429	5	2	4	-----	1	25
TOTAL	**98**	**28**	**42**	**.667**	**0**	**0**	**-----**	**9**	**17**	**.529**	**15**	**8**	**11**	**----**	**1**	**65**

KIKI VANDEWEGHE

YR	MIN	FG	FGA	PCT	3FG	3FGA	PCT	FT	FTA	PCT	REB	AST	PF	STL	BLK	PTS
'83	14	3	4	.750	0	0	------	1	2	.500	3	1	0	1	0	7
'84	26	7	13	.538	0	0	------	0	0	------	3	1	2	0	0	14
TOTAL	**40**	**10**	**17**	**.588**	**0**	**0**	**-----**	**1**	**2**	**.500**	**6**	**2**	**6**	**1**	**0**	**21**

*Denotes Starter



40 | BYRON BECK

Jersey Number Retired: December 16, 1977

Byron Beck's name can be found next to the word "first" in several places in the Nuggets history books. He was the first player signed by the original Denver Rockets franchise in 1967 and fittingly, his was the first number retired by the Nuggets.

Beck, who played for the Rockets/Nuggets from 1967-77, was one of the best pure shooters in ABA history, and his sweeping hook shot was a team trademark for its first 10 years.

The two-time ABA All-Star (1969; '76) never averaged more than 14.5 points per game in a season; nonetheless, he stands in sixth place on the Nuggets all-time scoring list (8,603) - a true reflection of his consistency. In addition, he ranks second in rebounds (5,261) and third in games played (747).

Beck always stepped up his play at crunch time. In the 1973 ABA Playoffs, Beck averaged nearly 20 points per night. In 1976, he helped lead the Nuggets to the ABA Finals. Beck appeared in 66 playoff games with Denver, posting a 12.8 scoring average - more than a point per game higher than his career regular season average.

The former University of Denver star was a fan-favorite and his work in the community earned him considerable respect off the court. Beck was the leading Nugget in personal appearances and he was the Denver sports co-chairman for Labor Day's Muscular Dystrophy Telethon.



44 | DAN ISSEL

Jersey Number Retired: April 5, 1985

The name Dan Issel became synonymous with the Denver Nuggets during his playing days from 1975-85 and it still is today. Nicknamed "The Horse", Issel is one of the most popular sports figures in Colorado history.

Issel never failed to respond when duty called and was one of the most durable players in pro basketball history. In his 15-year pro career, Issel played in 1,218 of 1,242 possible games.

When he retired in 1985, he left as the Nuggets all-time leading scorer and rebounder after notching 16,589 points and 6,630 boards. He still ranks among the top five in nearly every statistical category on the Nuggets all-time list.

One of the most prolific scorers in basketball history, Issel ranks eighth on the combined ABA/NBA all-time scoring list with 27,482 points. He trails only Kareem Abdul-Jabbar, Karl Malone, Michael Jordan, Wilt Chamberlain, Julius Erving, Moses Malone and Shaquille O'Neal.

There was more to Issel than his on the court prowess, however. He was also a leader in the community. In 1985, the Professional Basketball Writers Association of America recognized that and presented Issel with the J. Walter Kennedy Award for community service.

In 1992, Issel returned to the Nuggets, this time as their head coach. He orchestrated a tremendous turnaround, taking a club that had won just 44 games in two years prior to his arrival and leading them to the NBA Playoffs in just two seasons. He re-joined the franchise in 1998 as General Manager and subsequently served as President and Head Coach until 2001.

"The Horse", a 1976 ABA All-Star and a '77 NBA All-Star, became the first Nugget to be elected into the Basketball Hall of Fame in 1993.



33 | DAVID THOMPSON

Jersey Number Retired: November 7, 1992

Before there was Michael Jordan, there was David Thompson. Nicknamed "Skywalker", Thompson dazzled Nuggets fans from 1975-82 with his incredible leaping ability, crowd-pleasing dunks and seemingly effortless scoring ability.

In his seven seasons, Thompson racked up 11,992 points - good for fourth on Denver's all-time scoring list. In addition, he still ranks in the top five in nearly every major scoring category in Nuggets history.

After the Nuggets acquired his draft rights in 1975, Thompson made an immediate impact. In his first year, he captured ABA and pro basketball Rookie of the Year honors after averaging 26.0 points per game. He was also named MVP of the 1976 ABA All-Star Game.

Nothing changed when the Nuggets entered the NBA. "DT" was named to the All-NBA First Team in 1977 and '78 and he made three-straight NBA All-Star appearances, earning MVP honors in the 1979 contest. He is the only player to ever be named MVP in both an ABA and NBA All-Star game.

On April 9, 1978, the 6'4" guard poured in a career-high 73 points against the Detroit Pistons. The 73 points are a Nugget single-game record and are tied for the third-most ever scored by an individual in a non-overtime game in NBA history.

Thompson was traded to Seattle in the summer of 1982, ending his illustrious seven-year career in Denver. DT was inducted into the Basketball Hall of Fame in 1996.



2 | ALEX ENGLISH

Jersey Number Retired: March 2, 1993

Alex English's career can best be summed up with one word: consistency. In 10 of his 11 seasons with the Nuggets (1979-90), English averaged better than 21 points per game. In eight of those 11 years, he scored more than 25 per game.

When he departed as a free agent in 1990, English left as the Nuggets all-time leading scorer - having notched 21,645 points - and his career average of 25.9 ppg is the best in Nuggets history. He also ranks 13th on the NBA's all-time scoring list.

The eight-time NBA All-Star is also the Nuggets career leader in games played, minutes played, field goals made, field goals attempted and assists. Additionally, he ranks third in steals, fourth in rebounds and fifth in blocked shots.

In each of his first 10 seasons with the Nuggets, English finished among the top 10 in the NBA in scoring. In 1982-83, he became the first and only Nugget to lead the league in scoring with a 28.4 average. English also holds the distinction of leading the NBA in scoring during the decade of the '80s, after compiling 19,682 points.

A second-team All-NBA member in 1982, '83 and '86, English guided the Nuggets to Division championships in 1984-85 and '87-88.

Also a leader in the community, English was presented the J. Walter Kennedy Citizenship Award for community service in 1988. In 1985, he convinced NBA players to donate their shares from the All-Star game to Interaction Ethiopia, a relief fund.

He was inducted into the Basketball Hall of Fame in 1997.



432 | DOUG MOE

Nuggets Total Wins Retired: November 7, 2002

Doug Moe was the face and personality of the Nuggets throughout the '80s - one of the most successful eras in club history - serving as the team's charismatic head coach from 1980-90.

On Dec. 18, 1980, Moe assumed head coaching duties following the departure of Donnie Walsh. Over the next 10 years, he racked up 432 regular season wins and 24 postseason victories - both team records. He guided the Nuggets to nine-straight playoff appearances, including a trip to the 1985 Western Conference Finals, and two Midwest Division titles in '84-85 and '87-88. In '87-88, the Nuggets won a franchise-record 54 games, earning Moe NBA Coach of the Year honors.

Moe's "passing game" offense was one of the most feared in the NBA during the '80s. The Nuggets averaged no fewer than 114.6 ppg in each of his years and averaged better than 120.0 ppg for five-straight seasons ('80-85). In fact, the Nuggets led the NBA in scoring in six of Moe's 10 years in Denver.

Moe's clubs produced 13 All-Star selections and three of his players, David Thompson, Dan Issel and Alex English, have been inducted into the Basketball Hall of Fame.

Affectionately known as the "Big Stiff", Moe began his career with the Nuggets in the ABA as an assistant coach on Larry Brown's staff from '74-76. During those two seasons, the Nuggets posted a 125-43 record and advanced to the 1976 ABA Finals.

He also served as head coach of the San Antonio Spurs ('76-80) and Philadelphia 76ers ('92-93) and compiled 628 career wins, the 20th-most in NBA history.



55 | DIKEMBE MUTOMBO

Jersey Number Retired: October 29, 2016

Dikembe Mutombo was inducted into the Naismith Basketball Hall of Fame in September 2015 and will become the fifth player and sixth representative in team history to have his number enshrined in the rafters. He joins fellow Nuggets greats Byron Beck (#40), Alex English (#2), Dan Issel (#44), David Thompson (#33) and Doug Moe, who coached the team to a franchise-record 432 wins. This will mark the first time that the Nuggets have retired a player's number at Pepsi Center.

Drafted fourth overall by Denver in the 1991 NBA Draft, Mutombo played for the Nuggets from 1991 to 1996, compiling averages of 12.9 points, 12.3 rebounds and 3.81 blocks in 391 total games. As a member of the Nuggets, Mutombo was a three-time NBA All-Star ('92, '95 and '96), three-time NBA blocked shots leader ('93-94, '94-95, '95-96), named Defensive Player of the Year in '94-95 and was instrumental in helping the Nuggets become the first eighth-seeded team to defeat a number one seed in NBA Playoff history. Mutombo still remains the Nuggets all-time leader in blocked shots (1,486) and career rebounding average (12.3 per game) while ranking third in rebounds (4,811) and 19th in points (5,054).

In addition to his on-court accolades, Mutombo's humanitarian efforts shine even brighter. He created the Dikembe Mutombo Foundation in 1997, opened the Biamba Marie Mutombo Hospital in the Democratic Republic of Congo in 2007 and has been one of the leaders of the Basketball Without Borders program in Africa for over 15 years. Former NBA Commissioner David Stern appointed Mutombo to the role of Global Ambassador in 2009.



12 | LAFAYETTE "FAT" LEVER

Jersey Number Retired: December 2, 2017

Lever was a member of the Nuggets from 1984 through 1990. In 474 games spanning six seasons with Denver, he averaged 17.0 points, 7.6 rebounds, 7.5 assists and 2.46 steals per game. The Nuggets reached the postseason in all six of Lever's years while playing under Head Coach Doug Moe and his up-tempo system, including a trip to the Western Conference Finals in 1985.

Lever earned an All-Star spot in both the 1988 and 1990 seasons and was named to the All-NBA Second Team in 1986-87 and the All-Defensive Second Team in 1987-88. He is scattered throughout the Nuggets' all-time leaderboards, ranking 1st in steals (1,167), 2nd in assists (3,566), 7th in points (8,081), 7th in made field goals (3,304), 7th in minutes played (16,867) and 8th in rebounds (3,621).

The Pine Bluff, Arkansas native also earned the reputation as a prolific triple-double threat during his time in Denver. He registered 46 triple-doubles as a Nugget (including three in the playoffs), far and away the most in franchise history. He is currently one of only seven NBA players since 1983-84 to have registered a triple-double with steals and is the only Nugget in team history to ever do so. Lever led the NBA in triple-doubles (16) in 1986-87, tied for the most in the league (12) in 1987-88 and came in 3rd (10) in 1988-89. Over that three-year span, Lever ranked 2nd in the NBA in total triple-doubles with 38, trailing only Magic Johnson (43) and ahead of Michael Jordan (18).



ALL-TIME NUGGETS COACHES (ABA 1967-75, NBA 1976 TO PRESENT)

		REGULAR SEASON		PLAYOFFS	
YEAR	**COACH**	**WON**	**LOST**	**WON**	**LOST**
1967-68	Bob Bass	45	33	2	3
1968-69	Bob Bass	44	34	3	4
1969-70	John McClendon	9	19	-	-
	Joe Belmont	42	14	5	7
1970-71	Joe Belmont	3	10	-	-
	Stan Albeck	27	44	-	-
1971-72	Alex Hannum	34	50	3	4
1972-73	Alex Hannum	47	37	1	4
1973-74	Alex Hannum	37	47	-	-
1974-75	Larry Brown	65	19	7	6
1975-76	Larry Brown	60	24	6	7
1976-77	Larry Brown	50	32	2	4
1977-78	Larry Brown	48	34	6	7
1978-79	Larry Brown	28	25	-	-
	Donnie Walsh	19	10	1	2
1979-80	Donnie Walsh	30	52	-	-
1980-81	Donnie Walsh	11	20	-	-
	Doug Moe	26	25	-	-
1981-82	Doug Moe	46	36	1	2
1982-83	Doug Moe	45	37	3	5
1983-84	Doug Moe	38	44	2	3
1984-85	Doug Moe	52	30	8	7
1985-86	Doug Moe	47	35	5	5
1986-87	Doug Moe	37	45	0	3
1987-88	Doug Moe	54	28	5	6
1988-89	Doug Moe	44	38	0	3
1989-90	Doug Moe	43	39	0	3
1990-91	Paul Westhead	20	62	-	-
1991-92	Paul Westhead	24	58	-	-
1992-93	Dan Issel	36	46	-	-
1993-94	Dan Issel	42	40	6	6
1994-95	Dan Issel	18	16	-	-
	Gene Littles	3	13	-	-
	Bernie Bickerstaff	20	12	0	3
1995-96	Bernie Bickerstaff	35	47	-	-
1996-97	Bernie Bickerstaff	4	9	-	-
	Dick Motta	17	52	-	-
1997-98	Bill Hanzlik	11	71	-	-
1998-99	Mike D'Antoni	14	36	-	-
1999-00	Dan Issel	35	47	-	-
2000-01	Dan Issel	40	42	-	-
2001-02	Dan Issel	9	17	-	-
	Mike Evans	18	38	-	-
2002-03	Jeff Bzdelik	17	65	-	-
2003-04	Jeff Bzdelik	43	39	1	4
2004-05	Jeff Bzdelik	13	15	-	-
	Michael Cooper	4	10	-	-
	George Karl	32	8	1	4
2005-06	George Karl	44	38	1	4
2006-07	George Karl	45	37	1	4
2007-08	George Karl	50	32	0	4
2008-09	George Karl	54	28	10	6
2009-10	George Karl	53	29	2	4
2010-11	George Karl	50	32	1	4
2011-12	George Karl	38	28	3	4
2012-13	George Karl	57	25	2	4
2013-14	Brian Shaw	36	46	-	-
2014-15	Brian Shaw	20	39	-	-
	Melvin Hunt	10	13	-	-
2015-16	Michael Malone	33	49	-	-
2016-17	Michael Malone	40	42	-	-
2017-18	Michael Malone	46	36	-	-
2018-19	Michael Malone	54	28	7	7
2019-20	Michael Malone	46	27	9	10

ALL-TIME COACHING RECORDS

	REGULAR SEASON			PLAYOFFS		
COACH	**WON**	**LOST**	**PCT.**	**WON**	**LOST**	**PCT.**
Bob Bass	89	67	.571	5	7	.471
John McClendon	9	19	.321	-	-	-
Joe Belmont	45	24	.652	5	7	.471
Stan Albeck	27	44	.380	-	-	-
Alex Hannum	118	134	.468	4	8	.333
Larry Brown	251	134	.649	21	24	.467
Donnie Walsh	60	82	.423	1	2	.333
Doug Moe	432	357	.548	24	37	.393
Paul Westhead	44	120	.268	-	-	-
Dan Issel	180	208	.464	6	6	.500
Gene Littles	3	13	.188	-	-	-
Bernie Bickerstaff	59	68	.465	0	3	.000
Dick Motta	17	52	.246	-	-	-
Bill Hanzlik	11	71	.134	-	-	-
Mike D'Antoni	14	36	.280	-	-	-
Mike Evans	18	38	.321	-	-	-
Jeff Bzdelik	60	104	.366	1	4	.200
Michael Cooper	4	10	.286	-	-	-
George Karl	423	257	.622	21	38	.355
Brian Shaw	56	85	.397	-	-	-
Melvin Hunt	10	13	.434	-	-	-
Michael Malone	219	182	.546	16	17	.500
ABA Totals	**413**	**331**	**.555**	**27**	**35**	**.436**
NBA Totals	**1749**	**1802**	**.493**	**77**	**118**	**.395**

RECORD AGAINST NBA OPPONENTS

NBA REGULAR SEASON

TEAM	SEASONS	HOME W-L	ROAD W-L	OVERALL W-L	PCT.
Atlanta Hawks	43	31-15	10-35	41-50	.451
Boston Celtics	44	28-18	9-37	37-55	.402
Brooklyn Nets	8	4-4	2-6	6-10	.375
New Jersey Nets	36	31-8	13-24	44-32	.579
Total (Nets)	44	35-12	15-30	50-42	.543
Charlotte Hornets	20	13-8	6-14	19-22	.463
Charlotte Bobcats	10	7-2	5-5	12-7	.631
Total (Charlotte)	30	20-10	11-19	31-29	.517
Chicago Bulls	42	36-10	17-30	53-40	.570
Cleveland Cavaliers	43	32-14	17-27	49-41	.544
Dallas Mavericks	40	56-33	30-57	86-90	.489
Detroit Pistons	43	27-19	13-32	40-51	.440
Golden State Warriors	44	65-24	31-58	96-82	.539
Houston Rockets	44	55-39	33-63	88-102	.463
Indiana Pacers	44	29-16	17-30	46-46	.500
Los Angeles Clippers	36	50-21	23-46	73-67	.521
San Diego Clippers	6	13-2	6-9	19-11	.633
Buffalo Braves	2	4-0	1-3	5-3	.625
Total (Clippers)	44	67-23	30-58	97-81	.545
Los Angeles Lakers	44	43-47	28-61	71-108	.397
Memphis Grizzlies	19	26-7	14-21	40-28	.588
Vancouver Grizzlies	6	10-2	6-6	16-8	.667
Total (Grizzlies)	25	36-9	20-27	56-36	.609
Miami Heat	32	20-14	12-20	32-34	.485
Milwaukee Bucks	43	40-9	21-27	61-36	.629
Minnesota Timberwolves	31	44-21	37-28	81-49	.623
New Orleans Pelicans	7	7-5	7-6	14-11	.560
New Orleans Hornets	9	10-5	6-8	16-13	.552
New Orleans/OKC Hornets	2	1-2	3-1	4-3	.571
Total (New Orleans)	18	18-12	16-15	34-27	.557
New York Knicks	43	30-15	17-29	47-44	.516
Oklahoma City Thunder	12	14-8	10-14	24-22	.522
Seattle SuperSonics	32	42-27	19-50	61-77	.442
Total (Thunder)	44	56-35	29-64	85-99	.462
Orlando Magic	30	21-10	10-22	31-32	.492
Philadelphia 76ers	43	24-20	15-31	39-51	.433
Phoenix Suns	44	55-36	27-61	82-97	.458
Portland Trail Blazers	44	62-30	23-69	85-99	.462
Sacramento Kings	35	48-20	22-47	70-67	.511
Kansas City Kings	9	17-7	8-16	25-23	.521
Total (Kings)	44	65-27	30-63	95-90	.514
San Antonio Spurs	44	51-43	20-75	71-118	.376
Toronto Raptors	25	17-7	12-12	29-19	.604
Utah Jazz	41	56-37	18-75	74-112	.398
New Orleans Jazz	3	6-0	3-3	9-3	.750
Total (Jazz)	44	62-37	21-78	83-115	.419
Washington Wizards	44	28-18	25-21	53-39	.576
TOTALS	**44**	**1,153-623**	**596-1,198**	**1,749-1,802**	**.493**

NBA PLAYOFFS

TEAM	SERIES	HOME W-L	ROAD W-L	OVERALL W-L	PCT.
Dallas Mavericks	2	4-2	2-3	6-5	.546
Golden State Warriors	1	2-1	0-3	2-4	.333
Houston Rockets	1	2-1	0-3	2-4	.333
Los Angeles Clippers	2	2-3	3-4	5-7	.417
Los Angeles Lakers	7	5-10	3-15	8-25	.242
Milwaukee Bucks	1	3-1	1-2	4-3	.571
Minnesota Timberwolves	1	1-1	0-3	1-4	.200
New Orleans Hornets	1	3-0	1-1	4-1	.800
Phoenix Suns	3	2-2	1-4	3-6	.333
Portland Trail Blazers	3	5-4	3-5	8-9	.471
San Antonio Spurs	7	6-9	4-14	10-23	.303
Seattle Sonics/OKC Thunder	4	7-3	2-9	9-12	.429
Utah Jazz	5	11-4	4-11	15-15	.500
TOTALS	**38**	**53-41**	**24-79**	**77-120**	**.391**

YEAR-BY-YEAR NBA RECORDS

	REGULAR SEASON				PLAYOFFS		
YEAR	**W**	**L**	**PCT**	**PLACE**	**W**	**L**	**PCT**
1976-77	50	32	.610	1st MW	2	4	.333
1977-78	48	34	.585	1st MW	6	7	.462
1978-79	47	35	.573	2nd MW	1	2	.333
1979-80	30	52	.366	3rd MW	-	-	-----
1980-81	37	45	.451	4th MW	-	-	-----
1981-82	46	36	.561	2nd MW	1	2	.333
1982-83	45	37	.549	2nd MW	3	5	.375
1983-84	38	44	.463	3rd MW	2	3	.400
1984-85	52	30	.634	1st MW	8	7	.533
1985-86	47	35	.573	2nd MW	5	5	.500
1986-87	37	45	.451	4th MW	0	3	.000
1987-88	54	28	.659	1st MW	5	6	.455
1988-89	44	38	.537	3rd MW	0	3	.000
1989-90	43	39	.524	4th MW	0	3	.000
1990-91	20	62	.244	7th MW	-	-	-----
1991-92	24	58	.293	4th MW	-	-	-----
1992-93	36	46	.439	4th MW	-	-	-----
1993-94	42	40	.512	4th MW	6	6	.500
1994-95	41	41	.500	4th MW	0	3	.000
1995-96	35	47	.427	4th MW	-	-	-----
1996-97	21	61	.256	5th MW	-	-	-----
1997-98	11	71	.134	7th MW	-	-	-----
1998-99	14	36	.280	6th MW	-	-	-----
1999-00	35	47	.427	5th MW	-	-	-----
2000-01	40	42	.488	6th MW	-	-	-----
2001-02	27	55	.329	6th MW	-	-	-----
2002-03	17	65	.207	7th MW	-	-	-----
2003-04	43	39	.524	6th MW	1	4	.200
2004-05	49	33	.598	2nd NW	1	4	.200
2005-06	44	38	.537	1st NW	1	4	.200
2006-07	45	37	.549	2nd NW	1	4	.200
2007-08	50	32	.610	2nd NW	0	4	.000
2008-09	54	28	.659	1st NW	10	6	.625
2009-10	53	29	.646	1st NW	2	4	.333
2010-11	50	32	.610	2nd NW	1	4	.200
2011-12	38	28	.576	2nd NW	3	4	.429
2012-13	57	25	.695	2nd NW	2	4	.333
2013-14	36	46	.439	4th NW	-	-	-----
2014-15	30	52	.366	4th NW	-	-	-----
2015-16	33	49	.402	4th NW	-	-	-----
2016-17	40	42	.488	4th NW	-	-	-----
2017-18	46	36	.561	5th NW	-	-	-----
2018-19	54	28	.659	1st NW	7	7	.500
2019-20	46	27	.630	1st NW	9	10	
TOTALS	**1,749**	**1,802**	**.493**		**77**	**118**	**.395**

HOME-ROAD

YEAR	HOME	ROAD	OVERALL
1976-77	36-5	14-27	50-32
1977-78	33-8	15-26	48-34
1978-79	29-12	18-23	47-35
1979-80	24-17	6-35	30-52
1980-81	23-18	14-27	37-45
1981-82	29-12	17-24	46-36
1982-83	29-12	16-25	45-37
1983-84	27-14	11-30	38-44
1984-85	34-7	18-23	52-30
1985-86	34-7	13-28	47-35
1986-87	27-14	10-31	37-45
1987-88	35-6	19-22	54-28
1988-89	35-6	9-32	44-38
1989-90	28-13	15-26	43-39
1990-91	17-24	3-38	20-62
1991-92	18-23	6-35	24-58
1992-93	28-13	8-33	36-46
1993-94	28-13	14-27	42-40
1994-95	23-18	18-23	41-41
1995-96	24-17	11-30	35-47
1996-97	12-29	9-32	21-61
1997-98	9-32	2-39	11-71
1998-99	12-13	2-23	14-36
1999-00	25-16	10-31	35-47
2000-01	29-12	11-30	40-42
2001-02	20-21	7-34	27-55
2002-03	13-28	4-37	17-65
2003-04	29-12	14-27	43-39
2004-05	31-10	18-23	49-33
2005-06	26-15	18-23	44-38
2006-07	23-18	22-19	45-37
2007-08	33-8	17-24	50-32
2008-09	33-8	21-20	54-28
2009-10	34-7	19-22	53-29
2010-11	33-8	17-24	50-32
2011-12	20-13	18-15	38-28
2012-13	38-3	19-22	57-25
2013-14	22-19	14-27	36-46
2014-15	19-22	11-30	30-52
2015-16	18-23	15-26	33-49
2016-17	22-19	18-23	40-42
2017-18	31-10	15-26	46-36
2018-19	34-7	20-21	54-28
2019-20	26-11	20-16	46-27
TOTALS	**1,153-623**	**596-1,198**	**1,749-1,802**

MONTH-BY-MONTH NBA RECORDS

YEAR		OCT	NOV	DEC	JAN	FEB	MAR	APR
76-77	Home	3-0	7-0	7-1	7-2	6-0	5-2	1-0
	Road	1-0	2-5	3-4	2-3	2-5	2-7	2-3
	Total	4-0	9-5	10-5	9-5	8-5	7-9	3-3
77-78	Home	4-0	6-0	5-1	6-2	6-1	4-4	2-0
	Road	0-2	4-6	2-4	4-2	2-5	1-5	2-2
	Total	4-2	10-6	7-5	10-4	8-6	5-9	4-2
78-79	Home	4-0	2-3	5-3	7-2	5-2	6-2	0-0
	Road	2-3	2-7	2-3	4-4	2-4	3-0	3-2
	Total	6-3	4-10	7-6	11-6	7-6	9-2	3-2
79-80	Home		2-4	4-3	5-1	4-4	5-3	4-2
	Road		0-4	3-6	0-8	1-7	1-2	1-8
	Total		2-8	7-9	5-9	5-11	6-5	5-10
80-81	Home		1-4	4-2	3-3	4-4	6-3	5-2
	Road		1-3	4-5	0-7	3-4	1-3	5-5
	Total		2-7	8-7	3-10	7-8	7-6	10-7
81-82	Home	1-0	5-1	3-4	5-2	4-4	8-1	3-0
	Road	0-1	2-3	3-6	4-3	2-4	5-1	1-6
	Total	1-1	7-4	6-10	9-5	6-8	13-2	4-6
82-83	Home	1-1	3-4	3-3	7-1	4-1	7-2	4-0
	Road	0-0	3-5	3-4	2-6	3-5	3-3	2-2
	Total	1-1	6-9	6-7	9-7	7-6	10-5	6-2
83-84	Home	1-0	5-3	4-3	4-2	3-4	8-0	2-2
	Road	0-1	3-4	1-7	1-5	3-6	2-5	1-2
	Total	1-1	8-7	5-10	5-7	6-10	10-5	3-4
84-85	Home	1-0	7-0	4-4	8-2	5-0	7-0	2-1
	Road	0-1	4-2	3-5	3-3	3-4	3-5	2-3
	Total	1-1	11-2	7-9	11-5	8-4	10-5	4-4
85-86	Home	2-0	7-2	5-1	6-1	7-0	6-2	1-1
	Road	2-0	1-4	2-5	2-7	2-4	2-5	2-3
	Total	4-0	8-6	7-6	8-8	9-4	8-7	3-4
86-87	Home	1-0	7-1	2-3	6-2	3-4	5-3	3-1
	Road	0-0	0-6	3-7	1-6	1-5	3-4	2-3
	Total	1-0	7-7	5-10	7-8	4-9	8-7	5-4
87-88	Home		6-1	5-1	5-1	6-2	7-1	6-0
	Road		2-3	3-6	3-5	3-2	5-4	3-2
	Total		8-4	8-7	8-6	9-4	12-5	9-2
88-89	Home		8-1	5-2	4-2	8-0	5-0	5-1
	Road		1-3	3-5	1-9	0-4	3-6	1-4
	Total		9-4	8-7	5-11	8-4	8-6	6-5
89-90	Home		8-0	4-1	3-4	5-3	6-2	1-3
	Road		2-4	5-5	1-5	1-4	2-7	5-1
	Total		10-4	9-6	4-9	6-7	8-9	6-4
90-91	Home		3-5	2-3	6-3	2-4	4-5	1-3
	Road		0-6	1-9	1-4	0-6	0-7	0-7
	Total		3-11	3-12	7-7	2-10	4-12	1-10
91-92	Home		7-3	3-3	4-4	2-3	1-7	1-3
	Road		0-5	2-5	1-6	1-8	2-6	0-5
	Total		7-8	5-8	5-10	3-11	3-13	1-8
92-93	Home		4-2	2-4	7-1	5-1	5-4	5-1
	Road		1-5	0-8	1-6	2-5	2-5	2-4
	Total		5-7	2-12	8-7	7-6	7-9	7-5
93-94	Home		4-2	6-0	5-4	4-2	7-1	2-4
	Road		2-5	2-6	1-4	3-5	1-4	5-3
	Total		6-7	8-6	6-8	7-7	8-5	7-7
94-95	Home		4-4	5-2	4-3	3-4	4-1	3-4
	Road		2-2	3-5	1-7	2-4	6-4	4-1
	Total		6-6	8-7	5-10	5-8	10-5	7-5
95-96	Home		2-3	6-1	2-5	5-2	5-3	4-3
	Road		2-6	3-6	3-4	0-5	2-6	1-3
	Total		4-9	9-7	5-9	5-7	7-9	5-6
96-97	Home		2-6	2-4	3-5	2-4	3-5	0-5
	Road		3-5	1-7	3-4	1-6	0-5	1-5
	Total		5-11	3-11	6-9	3-10	3-10	1-10
97-98	Home	0-1	1-4	1-6	1-7	1-7	3-3	2-3
	Road	0-0	0-7	0-8	1-7	0-5	1-8	0-5
	Total	0-1	1-11	1-14	2-14	1-12	4-11	2-8
98-99	Home					5-3	3-5	4-5*
	Road					0-6	0-9	2-8
	Total					5-9	3-14	6-13*
99-00	Home		6-2	6-2	5-4	2-2	2-4	4-2
	Road		0-5	3-4	0-5	3-6	2-9	2-2
	Total		6-7	9-6	5-9	5-8	4-13	6-4
00-01	Home		6-3	6-2	8-1	3-2	2-3	4-0
	Road		2-5	2-5	2-4	1-7	3-7	1-3
	Total		8-8	8-7	10-5	4-9	5-10	5-3
01-02	Home	0-0	5-5	3-4	2-5	1-4	4-4	5-0
	Road	1-0	1-4	0-6	1-6	2-4	2-8	0-5
	Total	1-0	6-9	3-10	3-11	3-8	6-12	5-5
02-03	Home	0-0	3-6	1-6	3-3	2-6	4-3	0-4
	Road	0-1	2-4	0-7	1-8	0-6	1-7	0-4
	Total	0-1	5-10	1-13	4-11	2-12	5-10	0-8
03-04	Home	1-0	6-1	6-3	5-4	4-1	4-3	3-0
	Road	0-1	3-4	3-4	4-4	1-6	2-6	1-2
	Total	1-1	9-5	9-7	9-8	5-7	6-9	4-2
04-05	Home		7-3	3-3	2-3	4-0	9-1	6-0
	Road		1-3	3-6	3-7	4-4	3-1	4-2
	Total		8-6	6-9	5-10	8-4	12-2	10-2
05-06	Home		6-3	3-4	6-2	3-3	6-1	2-2
	Road		2-5	3-5	5-3	2-2	5-4	1-4
	Total		8-8	6-9	11-5	5-5	11-5	3-6
06-07	Home		4-3	5-3	3-6	3-3	4-3	4-0
	Road		4-2	3-4	3-3	3-4	3-5	6-1
	Total		8-5	8-7	6-9	6-7	7-8	10-1
07-08	Home	1-0	6-2	5-3	7-0	4-2	7-0	3-1
	Road	0-0	3-5	3-2	2-6	4-3	3-6	2-2
	Total	1-0	9-7	8-5	9-6	8-5	10-6	5-3
08-09	Home		6-2	5-2	8-2	3-1	7-1	4-0
	Road	1-1	5-3	4-4	2-2	5-3	3-5	1-2
	Total	1-1	11-5	9-6	10-4	8-4	10-6	5-2
09-10	Home	1-0	6-1	6-1	8-1	4-2	5-1	4-1
	Road	1-0	4-4	2-6	4-2	3-3	4-6	1-1
	Total	2-0	10-5	8-7	12-3	7-5	9-7	5-2
10-11	Home	1-0	6-1	6-2	7-2	5-2	6-0	2-1
	Road	1-1	2-4	2-5	3-5	2-4	4-2	3-2
	Total	2-1	8-5	8-7	10-7	7-6	10-3	5-3
11-12	Home			1-0	6-3	3-5	5-4	5-1
	Road			1-2	6-2	2-5	4-3	5-3
	Total			2-2	12-5	5-10	9-7	10-4
12-13	Home	---	4-1	5-0	10-2	5-0	9-0	5-0
	Road	0-1	4-7	4-6	2-1	3-4	4-2	2-1
	Total	0-1	8-8	9-6	12-3	8-4	13-2	7-1
13-14	Home	---	6-2	1-5	5-4	2-4	5-3	3-1
	Road	0-1	3-3	4-5	3-3	1-5	2-7	1-3
	Total	0-1	9-5	5-10	8-7	3-9	7-10	4-4
14-15	Home	1-0	4-3	4-5	3-5	0-4	5-3	2-2
	Road	---	3-5	1-6	3-5	1-5	3-5	0-4
	Total	1-0	7-8	5-11	6-10	1-9	8-8	2-6
15-16	Home	0-1	3-5	2-4	4-5	2-3	6-2	1-3
	Road	1-0	2-6	4-5	2-4	3-4	3-6	0-1
	Total	1-1	5-11	6-9	6-9	5-7	9-8	1-4
16-17	Home	0-1	3-5	4-3	5-2	4-3	5-4	1-1
	Road	1-1	3-4	3-5	2-5	2-4	3-3	4-1
	Total	1-2	6-9	7-8	7-7	6-7	8-7	5-2
17-18	Home	1-1	8-1	3-2	7-3	5-2	3-1	4-0
	Road	2-3	1-4	4-6	0-5	2-1	5-6	1-1
	Total	3-4	9-5	7-8	7-8	7-3	8-7	5-1
18-19	Home	4-0	5-3	5-0	8-1	5-1	4-2	3-0
	Road	2-1	4-3	3-4	4-3	2-3	5-4	0-3
	Total	6-1	9-6	8-4	12-4	7-4	9-6	3-3
19-20	Home	1-1	7-1	7-2	4-2	4-1	2-1	1-3**
	Road	2-1	3-1	3-4	7-3	2-3	1-2	2-2**
	Total	3-2	10-2	10-6	11-5	6-4	3-3	3-5**

*April record includes 0-3 in Mays

**April Record indicates games played in August due to COVID-19

SEASON OPENERS
ABA 1967-75 & NBA 1976-PRESENT

DATE	TEAMS	ATTENDANCE	RECORD
10/15/67	@Denver 110, Anaheim 105	2,748#	1-0
10/28/68	@New York 108, Denver 89	NA	1-1
10/19/69	New Orleans 109, @Denver 103	5,092#	2-1
10/14/70	@Utah 134, Denver 99	NA	2-2
10/13/71	@Utah 135, Denver 121	NA	2-3
10/14/72	@Denver 96, Indiana 90	4,731#	3-3
10/11/73	@Denver 135, San Diego 111	5,013#	4-3
10/19/74	@Denver 111, New York 103	6,252#	5-3
10/25/75	@Denver 118, St. Louis 101	12,202$	6-3
10/22/76	Denver 123, @Indiana 110	7,266	1-0
10/19/77	@Denver 133, Milwaukee 115	14,792	2-0
10/13/78	@Denver 118, San Antonio 117	14,099	3-0
10/13/79	Milwaukee 125, @Denver 99	12,554	3-1
10/10/80	San Antonio 113, @Denver 112	10,027	3-2
10/30/81	@Denver 134, Golden State 121	11,989	4-2
10/29/82	Dallas 125, @Denver 117	12,099	4-3
10/28/83	@Denver 139, Utah 125	10,439	5-3
10/27/84	@Denver 125, Golden State 121	8,526	6-3
10/25/85	Denver 119, @Golden State 105	6,593	7-3
10/31/86	@Denver 134, San Antonio 104	14,835	8-3
11/6/87	@Denver 139, L.A. Clippers 93	11,534	9-3
11/4/88	@Denver 120, Houston 117	14,876	10-3
11/3/89	@Utah 122, Denver 113	12,616	10-4
11/2/90	Golden State 162, @Denver 158	9,838	10-5
11/1/91	Golden State 108, @Denver 105	11,713	10-6
11/7/92	@Denver 125, San Antonio 121 (2OT)	17,022	11-6
11/5/93	@Sacramento 109, Denver 100	17,317	11-7
11/4/94	@Denver 130, Minnesota 108	17,171	12-7
11/3/95	@L.A. Lakers 98, Denver 96	16,345	12-8
11/1/96	Dallas 92, @Denver 91	16,104	12-9
10/31/97	San Antonio 107, @Denver 96	15,031	12-10
2/5/99	Minnesota 110, @Denver 92	17,171	12-11
11/2/99	@Denver 107, Phoenix 102 (OT)	19,099^	13-11
11/1/00	@Seattle 112, Denver 99	17,072	13-12
10/30/01	Denver 99, @Phoenix 96	16,421	14-12
10/30/02	@Minnesota 83, Denver 77	16,113	14-13
10/29/03	@Denver 80, San Antonio 72	17,429	15-13
11/2/04	@L.A. Lakers 89, Denver 78	18,997	15-14
11/1/05	@San Antonio 102, Denver 91	18,797	15-15
11/2/06	@L.A. Clippers 96, Denver 95	18,050	15-16
10/31/07	@Denver 120, Seattle 103	19,380	16-16
10/29/08	@Utah 98, Denver 94	19,911	16-17
10/28/09	@Denver 114, Utah 105	19,155	17-17
10/27/10	@Denver110, Utah 88	19,155	18-17
12/26/11	Denver 115, @Dallas 93	20,408	19-17
10/31/12	@Philadelphia 84, Denver 75	19,101	19-18
10/30/13	@Sacramento 90, Denver 88	17,317	19-19
10/29/14	@Denver 89, Detroit 79	17,136	20-19
10/28/15	Denver 105, @Houston 85	18,240	21-19
10/26/16	Denver 107, @New Orleans 102	15,869	22-19
10/18/17	@Utah 106, Denver 96	17,588	22-20
10/17/18	Denver 107, @L.A. Clippers 98	19,068	23-20
10/23/19	Denver 108, @Portland 100	19,991	24-20

Played in Denver's Auditorium Arena, capacity 6,985.

$ First regular season game played in McNichols Sports Arena.

^ First regular season game played in Pepsi Center

HOME OPENERS
ABA 1967-75 & NBA 1976-PRESENT

DATE	TEAMS	ATTENDANCE	RECORD
10/15/67	Denver 110, Anaheim 105	2,748#	1-0
11/6/68	Denver 109, Indiana 107	3,238#	2-0
10/19/69	New Orleans 109, Denver 103	5,092#	2-1
10/21/70	Denver 133, Texas 115	4,066#	3-1
10/19/71	Indiana 122, Denver 117	3,714#	3-2
10/14/72	Denver 96, Indiana 90	4,731#	4-2
10/11/73	Denver 135, San Diego 111	5,013#	5-2
10/19/74	Denver 111, New York 103	6,252#	6-2
10/25/75	Denver 118, St. Louis 101	12,202$	7-2
10/23/76	Denver 120, Kansas City 99	15,683	1-0
10/19/77	Denver 133, Milwaukee 115	14,792	2-0
10/13/78	Denver 118, San Antonio 117	14,099	3-0
10/13/79	Milwaukee 125, Denver 99	12,554	3-1
10/10/80	San Antonio 113, Denver 112	10,027	3-2
10/30/81	Denver 134, Golden State 121	11,989	4-2
10/29/82	Dallas 125, Denver 117	12,099	4-3
10/28/83	Denver 139, Utah 125	10,439	5-3
10/27/84	Denver 125, Golden State 121	8,526	6-3
10/26/85	Denver 126, Sacramento 112	9,309	7-3
10/31/86	Denver 134, San Antonio 104	14,835	8-3
11/6/87	Denver 139, L.A. Clippers 93	11,534	9-3
11/4/88	Denver 120, Houston 117	14,876	10-3
11/4/89	Denver 135, Phoenix 132	12,439	11-3
11/2/90	Golden State 162, Denver 158	9,838	11-4
11/1/91	Golden State 108, Denver 105	11,713	11-5
11/7/92	Denver 125, San Antonio 121 (2OT)	17,022	12-5
11/7/93	Denver 99, L.A. Clippers 97	17,171	13-5
11/4/94	Denver 130, Minnesota 108	17,171	14-5
11/4/95	San Antonio 116, Denver 108	17,171	14-6
11/1/96	Dallas 92, Denver 91	16,104	14-7
10/31/97	San Antonio 107, Denver 96	15,031	14-8
2/5/99	Minnesota 110, Denver 92	17,171	14-9
11/2/99	Denver 107, Phoenix 102 (OT)	19,099^	15-9
11/2/00	Denver 101, Golden State 97	15,790	16-9
11/1/01	Milwaukee 102, Denver 101	18,634	16-10
11/1/02	Houston 84, Denver 73	18,030	16-11
10/29/03	Denver 80, San Antonio 72	17,429	17-11
11/4/04	Denver 94, Minnesota 92 (OT)	19,099	18-11
11/2/05	L.A. Lakers 99, Denver 97 (OT)	19,245	18-12
11/3/06	Minnesota 112, Denver 109	19,234	18-13
10/31/07	Denver 120, Seattle 103	19,380	19-13
11/1/08	L.A. Lakers 104, Denver 97	19,651	19-14
10/28/09	Denver 114, Utah 105	19,155	20-14
10/27/10	Denver 110, Utah 88	19,155	21-14
12/28/11	Denver 117, Utah 100	19,155	22-14
11/6/12	Denver 109, Detroit 97	19,155	23-14
11/1/13	Portland 113, Denver 98	19,155	23-15
10/29/14	Denver 89, Detroit 79	17,136	24-15
10/30/15	Minnesota 95, Denver 78	17,660	24-16
10/29/16	Portland 115, Denver 113 (OT)	18,055	24-17
10/21/17	Denver 96, Sacramento 79	19,520	25-17
10/20/18	Denver 119, Phoenix 91	19,592	26-17
10/25/19	Denver 108, Phoenix 107 (OT)	19,557	27-17

Played in Denver's Auditorium Arena, capacity 6,985.

$ First regular season game played in McNichols Sports Arena.

^ First regular season game played in the Pepsi Center

ROAD OPENERS
ABA 1967-75 & NBA 1976-PRESENT

DATE	TEAMS	RECORD
10/19/67	Denver 104, Oakland 91	1-0
10/28/68	New York 108, Denver 89	1-1
10/21/69	Dallas 120, Denver 108	1-2
10/14/70	Utah 134, Denver 99	1-3
10/13/71	Utah 135, Denver 121	1-4
10/12/72	Utah 115, Denver 104	1-5
10/12/73	Kentucky 111, Denver 100	1-6
10/18/74	Kentucky 117, Denver 99	1-7
10/24/75	Denver 120, San Diego 108	2-7
10/22/76	Denver 123, Indiana 110	1-0
10/22/77	Detroit 126, Denver 106	1-1
10/15/78	Denver 98, San Diego 94	2-1
10/14/79	Portland 109, Denver 93	2-2
10/17/80	Denver 129, San Diego 116	3-2
10/31/81	San Antonio 145, Denver 120	3-3
11/4/82	L.A. Lakers 131, Denver 108	3-4
10/29/83	San Diego 141, Denver 128	3-5
10/30/84	San Antonio 126, Denver 118	3-6
10/25/85	Denver 119, Golden State 105	4-6
11/1/86	Golden State 131, Denver 109	4-7
11/7/87	Denver 103, Golden State 99	5-7
11/5/88	Seattle 142, Denver 141	5-8
11/3/89	Utah 122, Denver 113	5-9
11/3/90	Dallas 140, Denver 110	5-10
11/8/91	L.A. Clippers 106, Denver 82	5-11
11/8/92	Portland 123, Denver 104	5-12
11/5/93	Sacramento 109, Denver 100	5-13
11/8/94	Denver 115, Dallas 107	6-13
11/3/95	L.A. Lakers 98, Denver 96	6-14
11/3/96	Denver 88, San Antonio 79	7-14
11/1/97	Utah 102, Denver 84	7-15
2/7/99	Phoenix 115, Denver 108	7-16
11/5/99	Portland 95, Denver 83	7-17
11/1/00	Seattle 112, Denver 99	7-18
10/30/01	Denver 99, Phoenix 96	8-18
10/30/02	Minnesota 83, Denver 77	8-19
10/30/03	Houston 102, Denver 85	8-20
11/2/04	L.A. Lakers 89, Denver 78	8-21
11/1/05	San Antonio 102, Denver 91	8-22
11/2/06	L.A. Clippers 96, Denver 95	8-23
11/2/07	Denver 99, Minnesota 91	9-23
10/29/08	Utah 98, Denver 94	9-24
10/29/09	Denver 97, Portland 94	10-24
10/29/10	New Orleans 101, Denver 95	10-25
12/26/11	Denver 115, Dallas 93	11-25
10/31/12	Philadelphia 84, Denver 75	11-26
10/30/13	Sacramento 90, Denver 88	11-27
11/1/14	Oklahoma City 102, Denver 91	11-28
10/28/15	Denver 105, Houston 85	12-28
10/26/16	Denver 107, New Orleans 102	13-28
10/18/17	Utah 106, Denver 96	13-29
10/17/18	Denver 107, L.A. Clippers 98	14-29
10/23/19	Denver 108, Portland 100	

OVERTIME SUMMARY

TEAM	DATE	SITE	DEN-OPP	W/L
ATLANTA (1-2)	3/13/12	Denver	118-117	W
	12/18/05	Atlanta	107-110	L
	12/11/92	Atlanta	107-112	L
BOSTON (0-3)	2/10/13	Boston	114-118#	L
	12/10/00	Boston	102-104	L
	3/6/77	Boston	110-112	L
BROOKLYN (1-3)	3/4/16	Denver	120-121	L
	1216/05	New Jersey	106-115	L
	11/19/01	Denver	99-96	W
	3/17/78	New Jersey	109-111	L
CHICAGO (6-0)	10/31/18	Chicago	108-107	W
	3/18/13	Chicago	119-118	W
	2/4/03	Denver	102-100	W
	3/26/01	Chicago	109-104	W
	11/8/80	Chicago	130-126*	W
	3/21/80	Chicago	134-128#	W
CLEVELAND (2-1)	2/18/10	Cleveland	118-116	W
	1/16/97	Denver	88-87	W
	1/21/95	Denver	100-101*	L
DALLAS (4-8)	3/6/16	Denver	116-114	W
	2/26/16	Dallas	116-122	L
	4/10/15	Denver	143-144*	L
	4/12/13	Dallas	105-108	L
	1/6/06	Denver	112-114	L
	3/3/02	Denver	110-116	L
	4/6/00	Denver	115-116	L
	11/24/95	Dallas	112-109	W
	11/26/94	Denver	123-124	L
	12/30/89	Dallas	109-116	L
	3/1/85	Dallas	141-140	W
	11/28/80	Dallas	119-117	W
DETROIT (0-4)	2/2/20	Detroit	123-128	L
	3/26/07	Detroit	109-113	L
	11/13/96	Detroit	94-95	L
	12/13/83	Denver	184-186#	L
GOLDEN STATE (7-3)	1/16/20	Golden State	134-131	W
	1/2/16	Golden State	108-111	L
	11/10/12	Golden State	107-101*	W
	1/20/10	Golden State	123-118	W
	4/10/97	Golden State	107-109	L
	4/22/95	Golden State	130-129*	W
	4/7/87	Golden State	129-126	W
	12/18/84	Golden State	126-122	W
	2/28/84	Golden State	137-140	L
	2/22/80	Golden State	122-121	W

TEAM	DATE	SITE	DEN-OPP	W/L
HOUSTON (7-7)	12/17/14	Denver	111-115	L
	4/6/14	Houston	125-130	L
	12/20/07	Denver	112-111*	W
	1/20/07	Houston	121-113	W
	11/30/00	Denver	105-109	L
	1/2/98	Denver	115-116	L
	11/7/96	Denver	108-110	L
	1/20/94	Denver	111-106*	W
	11/2/91	Denver	109-101	W
	4/19/90	Houston	130-127	W
	11/9/89	Houston	128-127	W
	3/5/85	Denver	133-131*	W
	2/2/85	Houston	128-131*	L
	2/3/81	Houston	128-135	L
INDIANA (1-4)	12/10/17	Indiana	116-126	L
	1/30/16	Indiana	105-109	L
	2/7/90	Denver	130-138	L
	12/28/82	Denver	155-150	W
	3/2/82	Denver	124-132	L
LA CLIPPERS (4-3)	10/31/08	Los Angeles	113-103	W
	11/7/03	Denver	102-104	L
	4/15/00	Los Angeles	115-114	W
	3/2/97	Denver	109-107	W
	12/6/91	Denver	100-102	L
	3/12/91	Denver	123-126	L
(BUFFALO)	1/25/78	Denver	121-119	W
LA LAKERS (6-7)	2/12/20	Denver	116-120	L
	11/23/14	Los Angeles	101-94	W
	4/6/06	Denver	110-108	W
	11/2/05	Denver	97-99	L
	2/22/99	Denver	117-113	W
	11/11/94	Los Angeles	124-117	W
	4/1/89	Denver	114-108	W
	11/15/88	Denver	146-148*	L
	11/3/82	Denver	134-135	L
	3/29/81	Los Angeles	148-146	W
	11/29/80	Denver	123-124*	L
	11/16/79	Denver	128-135	L
	11/9/79	Los Angeles	122-126	L
MEMPHIS (1-1)	1/31/12	Memphis	97-100	L
	2/25/05	Memphis	97-94	W
MIAMI (1-5)	2/12/08	Miami	114-113	W
	1/29/02	Denver	94-100	L
	3/15/93	Denver	100-103	L
	2/15/93	Miami	129-130*	L
	3/10/89	Miami	130-131	L
	3/19/18	Miami	141-149*	L
MILWAUKEE (3-1)	4/1/18	Denver	128-125	W
	1/8/95	Denver	102-96	W
	1/25/92	Denver	107-100	W
	3/23/91	Denver	136-140	L

*-Indicates double-overtime game
#-Indicates triple-overtime game

OVERTIME SUMMARY

TEAM	DATE	SITE	DEN-OPP	W/L
MINNESOTA (8-5)	11/10/19	Minnesota	100-98	W
	4/11/18	Minnesota	106-112	L
	12/27/17	Minnesota	125-128	L
	12/11/15	Denver	111-108	W
	2/20/12	Denver	103-101	W
	2/24/06	Minnesota	102-101	W
	11/4/04	Denver	94-92	W
	11/8/00	Denver	109-107	W
	2/15/00	Minnesota	107-104	W
	2/5/00	Denver	97-105	L
	12/28/96	Minnesota	96-103	L
	1/3/95	Minnesota	108-99*	W
	3/31/92	Denver	114-121	L
NEW YORK (1-3)	1/21/12	New York	119-114*	W
	2/28/97	Denver	108-112	L
	12/6/88	New York	123-124	L
	1/22/78	Denver	141-143	L
NEW ORLEANS (3-4)	12/15/17	Denver	117-111	W
	3/15/15	NO	118-111	W
	3/9/14	NO	107-111	L
	1/23/10	Denver	116-110	W
	2/7/07	Denver	112-114	L
CHARLOTTE (0-2)	1/13/97	Denver	100-102	L
	3/26/96	Denver	112-119*	L
ORLANDO (1-1)	12/5/18	Orlando	124-118	W
	1/20/95	Denver	108-112	L
OKLA. CITY (3-2)	3/8/20	OKC	121-113	W
	3/30/18	OKC	126-125	W
	11/25/16	Denver	129-132	L
	1/20/13	Denver	121-118	W
	2/19/12	OKC	118-124	L
PHILADELPHIA (1-2)	1/18/12	Philadelphia	108-104	W
	11/15/78	Philadelphia	103-109	L
	3/9/77	Philadelphia	125-129	L
PHOENIX (9-2)	10/25/19	Denver	108-107	W
	2/18/14	Denver	107-112	L
	1/15/09	Denver	119-113	W
	1/15/09	Denver	119-113	W
	1/10/06	Denver	139-137#	W
	11/2/99	Denver	107-102	W
	12/23/96	Phoenix	112-109	W
	11/15/95	Phoenix	137-127#	W
	1/10/87	Denver	127-120	W
	12/26/83	Phoenix	133-140	L
	3/27/82	Denver	140-134*	W
	3/17/82	Phoenix	135-133	W
PORTLAND (6-5)	10/29/16	Denver	113-115	L
	1/15/13	Denver	115-111	W
	2/25/11	Portland	106-107	L
	2/4/08	Portland	105-103	W
	2/2/07	Denver	114-107	W
	4/10/04	Denver	110-100	W
	3/9/02	Denver	109-106	W
	1/18/94	Denver	103-104	L
	4/22/88	Portland	135-141	L
	3/17/88	Denver	116-115	W
	1/26/87	Portland	141-145	L

TEAM	DATE	SITE	DEN-OPP	W/L
SACRAMENTO (5-3)	11/30/19	Sacramento	97-100	L
	3/5/12	Denver	119-116	W
	2/1/10	Denver	112-109	W
	2/21/00	Denver	123-117	W
	11/25/94	Sacramento	105-108	L
	12/1/88	Sacramento	133-126	W
	3/7/88	Sacramento	114-116	L
KANSAS CITY (1-0)	3/18/81	Kansas City	126-124*	W
SAN ANTONIO (2-3)	4/16/95	Denver	109-112	L
	11/7/92	Denver	125-121*	W
	4/8/88	San Antonio	129-124	W
	2/17/87	San Antonio	126-131	L
	2/22/81	San Antonio	129-133	L
SEATTLE (3-5)	4/6/08	Seattle	147-151*	L
	2/12/06	Seattle	120-112	W
	1/18/05	Seattle	116-110	W
	3/21/03	Seattle	99-101	L
	11/5/88	Seattle	141-142	L
	11/30/85	Denver	123-131*	L
	3/30/82	Denver	145-142	W
	2/10/78	Seattle	123-126	L
TORONTO (0-5)	11/18/16	Denver	111-113	L
	12/8/14	Toronto	107-112	L
	12/7/01	Toronto	96-98	L
	3/19/98	Toronto	103-104	L
	2/25/97	Denver	122-124	L
UTAH (4-4)	8/8/20	Denver	134-132*	W
	2/6/08	Denver	115-118	L
	4/18/00	Denver	105-104	W
	1/6/90	Denver	120-123	L
	1/21/86	Utah	114-117	L
	11/28/81	Denver	131-124	W
	10/12/80	Denver	121-125	L
	1/10/78	Denver	115-110	W
WASHINGTON (0-3)	1/25/15	Denver	115-117	L
	12/16/77	Denver	112-117	L
	3/2/77	Washington	113-115	L

*-Indicates double-overtime game
#-Indicates triple-overtime game

OVERTIME RECORDS / YEAR-BY-YEAR INJURIES

NUGGETS OVERTIME RECORD (REGULAR SEASON SINCE 1976-77)

YEAR	HOME	ROAD	TOTAL
76-77	0-0	0-3	0-3
77-78	2-2	0-2	2-4
78-79	0-0	0-1	0-1
79-80	0-1	2-1	2-2#
80-81	0-2	4-2	4-4***
81-82	3-1	1-0	4-1*
82-83	1-1	0-0	1-1
83-84	0-1	0-2	0-3#
84-85	1-0	2-1	3-1**
85-86	0-1	0-1	0-2*
86-87	1-0	1-2	2-2
87-88	1-0	1-2	2-2
88-89	1-1	1-3	2-4*
89-90	0-2	2-1	2-3
90-91	0-2	0-0	0-2
91-92	2-2	0-0	2-2
92-93	1-1	0-2	1-3**
93-94	1-1	0-0	1-1*
94-95	1-4	3-1	4-5***
95-96	0-1	2-0	2-1*#
96-97	2-4	1-3	3-7
97-98	0-1	0-1	0-2
98-99	1-0	0-0	1-0
99-00	4-1	1-1	5-2
00-01	1-1	1-1	2-2
01-02	2-2	0-1	2-3
02-03	1-0	0-1	1-1
03-04	1-1	0-0	1-1
04-05	1-0	2-0	3-0
05-06	2-2	2-2	4-4#
06-07	1-1	1-1	2-2
07-08	1-1	2-1	3-2**
08-09	1-0	1-0	2-0
09-10	2-0	2-0	4-0
10-11	0-0	0-1	0-1
11-12	3-0	2-2	5-2
12-13	2-0	2-2	4-2
13-14	0-1	0-2	0-3
14-15	0-3	2-1	2-4
15-16	2-1	0-3	2-4
16-17	0-3	0-0	0-3
17-18	2-1	1-2	3-3*
18-19	0-0	2-0	2-0
18-20	2-1	3-2	5-3*
TOTAL	**42-44**	**41-47**	**83-91**

* Indicates double-overtime game
(Nuggets are 9-9 all-time in double-overtime games)
\# Indicates triple-overtime game
(Nuggets are 3-1 all-time in double-overtime games)

NUGGETS YEAR-BY-YEAR INJURIES

YEAR	NUMBER OF PLAYERS	MISSED GAMES
77-78	6	NA
78-79	NA	NA
79-80	7	NA
80-81	10	NA
81-82	8	NA
82-83	6	NA
83-84	9	NA
84-85	7	NA
85-86	9	39
86-87	8	131
87-88	8	168
88-89	12	221
89-90	9	99
90-91	12	276*
91-92	11	146
92-93	10	232
93-94	18	118
94-95	11	233
95-96	10	169
96-97	11	272
97-98	12	241
98-99	9	117
99-00	15	236
00-01	14	287
01-02	17	262
02-03	12	213
03-04	11	218
04-05	13	260
05-06	10	237
06-07	11	150
07-08	10	183
08-09	10	154
09-10	10	98
10-11	14	143
11-12	12	126
12-13	9	116
13-14	11	274
14-15	11	129
15-16	12	225
16-17	12	155
17-18	13	138
18-19	13	278
19-20	13	155

ALL-TIME ATTENDANCE TOTALS

		REGULAR SEASON			PLAYOFFS			OVERALL		
SEASON	ARENA	GAMES	ATTEND.	AVG.	GAMES	ATTEND.	AVG.	GAMES	ATTEND.	AVG.
1967-68	DA	39	161,007	4,128	2	7,163	3,582	41	168,170	4,102
1968-69	DA	39	167,806	4,303	3	17,334	5,778	42	185,140	4,408
1969-70	DA	41	257,505	6,281	7	57,404	8,201	48	314,909	6,561
1970-71	DA	42	173,849	4,139	1	2,594	2,594	43	176,443	4,103
1971-72	DA	40	172,120	4,303	3	17,228	5,743	43	189,348	4,403
1972-73	DA	41	203,468	4,963	2	12,239	6,120	43	215,707	5,016
1973-74	DA	42	173,539	4,132	1	3,305	3,305	43	176,844	4,113
1974-75	DA	42	281,890	6,712	7	51,824	7,403	49	333,714	6,811
1975-76	MSA	42	545,253*	12,982*	7	124,549	17,793	49	669,802	13,669
1976-77#	MSA	41	703,133	17,150**	3	53,487	17,829	44	756,620	17,196
1977-78	MSA	41	657,673	16,041**	7	123,493	17,642	48	781,166	16,274
1978-79	MSA	41	603,356	14,716	2	32,192	16,096	43	635,548	14,780
1979-80	MSA	41	527,208	12,859	Did not play in playoffs			41	527,208	12,859
1980-81	MSA	41	423,287	10,324	Did not play in playoffs			41	423,287	10,324
1981-82	MSA	41	475,688	11,602	2	34,741	17,371	43	510,429	11,870
1982-83	MSA	41	496,307	12,105	3	47,907	15,969	44	544,214	12,369
1983-84	MSA	41	462,397	11,278	2	30,789	15,395	43	493,186	11,469
1984-85	MSA	41	448,464	10,938	8	125,684	15,711	49	574,148	11,717
1985-86	MSA	41	531,814	12,971	5	73,129	14,625	46	604,943	13,150
1986-87	MSA	41	494,943	12,072	1	15,137	15,137	42	510,080	12,144
1987-88	MSA	41	520,913	12,705	6	101,150	16,858	47	622,063	13,235
1988-89	MSA	41	555,498	13,549	1	12,660	12,660	42	568,158	13,528
1989-90	MSA	41	519,404	12,668	1	15,604	15,604	42	535,008	12,738
1990-91	MSA	41	438,103	10,685	Did not play in playoffs			41	438,103	10,685
1991-92	MSA	41	534,323	13,032	Did not play in playoffs			41	534,323	13,032
1992-93	MSA	41	603,459	14,719	Did not play in playoffs			41	603,459	14,719
1993-94	MSA	41	673,738	16,433	5	85,855	17,171	46	759,593	16,513
1994-95	MSA	41	704,011	17,171	1	17,171	17,171	42	721,182	17,171
1995-96	MSA	41	675,426	16,474	Did not play in playoffs			41	675,426	16,474
1996-97	MSA	41	461,408	11,254	Did not play in playoffs			41	461,408	11,254
1997-98	MSA	41	483,791	11,800	Did not play in playoffs			41	483,791	11,800
1998-99	MSA	25	296,965	11,879	Did not play in playoffs			25	296,965	11,879
1999-00	PC	41	637,718	15,554	Did not play in playoffs			41	637,718	15,554
2000-01	PC	41	619,300	15,105	Did not play in playoffs			41	619,300	15,105
2001-02	PC	41	633,846	15,460	Did not play in playoffs			41	633,846	15,460
2002-03	PC	41	607,813	14,825	Did not play in playoffs			41	607,813	14,825
2003-04	PC	41	721,476	17,597	2	39,407	19,704	43	760,883	17,695
2004-05	PC	41	723,949	17,657	2	39,679	19,840	43	763,627	17,760
2005-06	PC	41	702,645	17,138	2	38,198	19,099	43	740,843	17,229
2006-07	PC	41	706,437	17,230	2	39,595	19,798	43	746,032	17,350
2007-08	PC	41	711,962	17,365	2	38,866	19,433	43	750,828	17,461
2008-09	PC	41	706,165	17,224	9	178,415	19,824	50	884,580	17,692
2009-10	PC	41	737,812	17,995	3	57,465	19,155	44	795,277	18,074
2010-11	PC	41	692,968	16,902	2	39,113	19,557	43	732,081	17,025
2011-12	PC	33	561,966	17,029	3	58,080	19,360	36	620,046	17,224
2012-13	PC	41	730,616	17,820	3	57,465	19,155	44	788,081	17,911
2013-14	PC	41	692,898	16,900	Did not play in playoffs			41	692,898	16,900
2014-15	PC	41	602,707	14,700	Did not play in playoffs			41	602,707	14,700
2015-16	PC	41	577,898	14,095	Did not play in playoffs			41	577,898	14,095
2016-17	PC	41	605,585	14,770	Did not play in playoffs			41	605,585	14,770
2017-18	PC	41	702,796	17,141	Did not play in playoffs			41	702,796	17,141
2018-19	PC	41	756,457	18,450	8	156,570	19,571	49	913,027	18,633
2019-20^	PC	33	633,153	19,186	Playoffs played in Orlando Bubble			33	633,153	19,186
TOTALS		**2,140**	**28,493,913**	**13,314**	**118**	**1,805,492**	**15,300**	**2,258**	**30,299,404**	**13,418**
NUGGETS (NBA)		**1,772**	**26,357,476**	**14,874**	**85**	**1,511,852**	**17,786**	**1,857**	**27,869,327**	**15,007**

* ABA Regular Season Record
** NBA Leader
# Joined the NBA
^ = COVID-19 Impact

DA = Denver Auditorium Arena
MSA = McNichols Sports Arena
PC = Pepsi Center

LARGEST CROWDS (SINCE 1976-77)

ATTEND.	ARENA	OPPONENT	DATE
20,106	Pepsi Center	Houston	2/1/19
20,103	Pepsi Center	Golden State	2/3/18
20,076	Pepsi Center	San Antonio	12/28/18
20,062	Pepsi Center	Cleveland	3/7/18
20,053*	Pepsi Center	L.A. Lakers	5/29/09
20,044	Pepsi Center	Houston	2/25/18
20,044	Pepsi Center	L.A. Lakers	4/8/10
20,037*	Pepsi Center	L.A. Lakers	5/25/09
20,027	Pepsi Center	San Antonio	2/23/18
19,996	Pepsi Center	Cleveland	1/8/10

ATTEND.	ARENA	OPPONENT	DATE
19,978	Pepsi Center	New Orleans	3/2/19
19,962*	Pepsi Center	Dallas	5/13/09
19,956	Pepsi Center	L.A. Clippers	2/24/19
19,951*	Pepsi Center	San Antonio	4/28/07
19,939*	Pepsi Center	L.A. Lakers	5/23/09
19,928	Pepsi Center	Portland	4/5/19
19,920	Pepsi Center	L.A. Lakers	2/27/09
19,913*	Pepsi Center	San Antonio	4/30/05
19,896	Pepsi Center	Golden State	1/15/19
19,894	Pepsi Center	Boston	2/19/08

*Playoffs

SMALLEST CROWDS (SINCE 1976-77)

ATTEND.	ARENA	OPPONENT	DATE
6,106	McNichols Sports Arena	Seattle	12/16/84
6,184	McNichols Sports Arena	Orlando	11/27/90
6,379	McNichols Sports Arena	Sacramento	11/29/90
6,495	McNichols Sports Arena	San Diego	11/18/81
6,497	McNichols Sports Arena	Kansas City	12/14/84

+ATTEND.	ARENA	OPPONENT	DATE
6,500	McNichols Sports Arena	Phoenix	11/26/83
6,663	McNichols Sports Arena	Minnesota	11/15/90
6,702	McNichols Sports Arena	Phoenix	11/13/84
6,715	McNichols Sports Arena	L.A. Clippers	11/27/84
6,791	McNichols Sports Arena	Portland	12/1/81


LAKERS
3
NUGG
1



PRESENTED BY

WesternUnion \\WU

DENVER
IN THE ABA

2020-21 DENVER NUGGETS MEDIA GUIDE

1967-68 GAME-BY-GAME RESULTS

NO.	DATE	OPPONENT	W-L	SCORE	HOME	ROAD	TOTAL
1	10/15	ANAHEIM	W	110-105	1-0	0-0	1-0
2	10/17	HOUSTON	L	85-102	1-1	0-0	1-1
3	10/19	@Oakland	W	104-91	1-1	1-0	2-1
4	10/20	@Oakland at St. Joe's	L	102-112	1-1	1-1	2-2
5	10/27	@Pittsburgh	L	77-91	1-1	1-2	2-3
6	10/28	@New Jersey	W	126-109	1-1	2-2	3-3
7	11/1	PITTSBURGH	L	103-112*	1-2	2-2	3-4
8	11/6	ANAHEIM	W	121-100	2-2	2-2	4-4
9	11/8	OAKLAND	W	118-97	3-2	2-2	5-4
10	11/10	HOUSTON	W	88-86*	4-2	2-2	6-4
11	11/11	@New Orleans	L	107-131	4-2	2-3	6-5
12	11/12	INDIANA	W	110-103	5-2	2-3	7-5
13	11/16	@Minnesota	L	106-124	5-2	2-4	7-6
14	11/17	@New Jersey	W	120-104	5-2	3-4	8-6
15	11/19	MINNESOTA	L	96-97	5-3	3-4	8-7
16	11/21	@New Orleans	L	90-107	5-3	3-5	8-8
17	11/22	@Houston	L	100-106	5-3	3-6	8-9
18	11/24	OAKLAND	L	90-113	5-4	3-6	8-10
19	11/25	PITTSBURGH	W	119-99	6-4	3-6	9-10
20	11/26	PITTSBURGH	W	112-99	7-4	3-6	10-10
21	11/28	OAKLAND	W	126-108	8-4	3-6	11-10
22	11/30	@Houston	W	98-92	8-4	4-6	12-10
23	12/3	ANAHEIM	W	100-87	9-4	4-6	13-10
24	12/4	@Kentucky	L	85-107	9-4	4-7	13-11
25	12/5	@Pittsburgh	L	98-101	9-4	4-8	13-12
26	12/7	@Indiana	L	99-110	9-4	4-9	13-13
27	12/9	ANAHEIM	W	116-96	10-4	4-9	14-13
28	12/13	NEW JERSEY	W	111-92	11-4	4-9	15-13
29	12/14	@Anaheim at Fresno	L	93-96	11-4	4-10	15-14
30	12/15	NEW ORLEANS	L	93-100	11-5	4-10	15-15
31	12/18	INDIANA	W	126-104	12-5	4-10	16-15
32	12/21	@Oakland	L	94-116	12-5	4-11	16-16
33	12/22	@Anaheim	L	102-108	12-5	4-12	16-17
34	12/26	OAKLAND	W	102-95	13-5	4-12	17-17
35	12/27	@Houston	W	108-82	13-5	5-12	18-17
36	12/28	NEW JERSEY	W	119-102	14-5	5-12	19-17
37	12/30	HOUSTON	W	96-80	15-5	5-12	20-17
38	1/1	INDIANA	W	98-80	16-5	5-12	21-17
39	1/3	@Houston	L	83-89	16-5	5-13	21-18
40	1/4	NEW ORLEANS	W	122-107	17-5	5-13	22-18
41	1/10	KENTUCKY	W	99-83	18-5	5-13	23-18
42	1/11	@Houston	W	100-93	18-5	6-13	24-18
43	1/16	MINNESOTA	W	111-94	19-5	6-13	25-18
44	1/18	NEW ORLEANS	W	126-97	20-5	6-13	26-18
45	1/19	@Anaheim	W	117-110	20-5	7-13	27-18
46	1/21	@Anaheim	W	112-85	20-5	8-13	28-18
47	1/24	KENTUCKY	L	100-101	20-6	8-13	28-19
48	1/26	NEW ORLEANS	W	104-97	21-6	8-13	29-19
49	1/27	@Dallas	W	112-101	21-6	9-13	30-19
50	1/29	DALLAS	L	107-110*	21-6	9-14	30-20
51	1/30	@Oakland	W	137-113	21-6	10-14	31-20
52	1/31	@Anaheim	L	105-112	21-6	10-15	31-21
53	2/4	NEW ORLEANS	L	100-105	21-7	10-15	31-22
54	2/7	DALLAS	W	97-87	22-7	10-15	32-22
55	2/8	@Indiana at Kok	W	98-91	22-7	11-15	33-22
56	2/9	@Kentucky at Louis	L	99-106*	22-7	11-16	33-23
57	2/11	@New Orleans	L	90-98	22-7	11-17	33-24
58	2/12	@Dallas	L	101-114	22-7	11-18	33-25
59	2/15	ANAHEIM	W	142-10	23-7	11-18	34-25
60	2/16	@Dallas	L	112-116	23-7	11-19	34-26
61	2/17	KENTUCKY	W	116-106	24-7	11-19	35-26
62	2/18	@Pittsburgh	L	92-103	24-7	11-20	35-27
63	2/20	@Minnesota	L	117-119	24-7	11-21	35-28
64	2/21	@Indiana	L	110-123	24-7	11-22	35-29
65	2/23	@New Orleans	W	108-102	24-7	12-22	36-29
66	2/24	NEW JERSEY	W	110-108	25-7	12-22	37-29
67	2/26	HOUSTON	W	115-92	26-7	12-22	38-29
68	3/3	@Oakland	W	115-95	26-7	13-22	39-29
69	3/4	DALLAS	W	108-98	27-7	13-22	40-29
70	3/6	MINNESOTA	W	102-100	28-7	13-22	41-29
71	3/9	@Kentucky at Louis	L	102-107	28-7	13-23	41-30
72	3/11	DALLAS	W	119-105	29-7	13-23	42-30
73	3/12	OAKLAND	W	112-92	30-7	13-23	43-30
74	3/13	@New Jersey	L	87-96	30-7	13-24	43-31
75	3/15	@Minnesota	L	95-106	30-7	13-25	43-32
76	3/16	@Dallas	L	96-108	30-7	13-26	43-33
77	3/18	NEW ORLEANS	W	108-101	31-7	13-26	44-33
78	3/22	DALLAS	W	110-92	32-7	13-26	45-33

* Denotes number of overtime periods.

1968-69 GAME-BY-GAME RESULTS

NO.	DATE	OPPONENT	W-L	SCORE	HOME	ROAD	TOTAL
1	10/29	@New York	L	89-108	0-0	0-1	0-1
2	10/30	@Kentucky	L	100-123	0-0	0-2	0-2
3	10/31	@Indiana	L	100-122	0-0	0-3	0-3
4	11/2	@Oakland	L	106-120*	0-0	0-4	0-4
5	11/6	INDIANA	W	109-107	1-0	0-4	1-4
6	11/7	DALLAS	W	98-95	2-0	0-4	2-4
7	11/12	OAKLAND	W	134-127	3-0	0-4	3-4
8	11/14	HOUSTON	W	105-89	4-0	0-4	4-4
9	11/16	@Dallas	L	95-110	4-0	0-5	4-5
10	11/19	@Minnesota	W	126-121	4-0	1-5	5-5
11	11/20	@Kentucky	L	101-109	4-0	1-6	5-6
12	11/21	OAKLAND	L	114-125	4-1	1-6	5-7
13	11/26	@Dallas	W	115-109	4-1	2-6	6-7
14	11/27	HOUSTON	W	126-107	5-1	2-6	7-7
15	11/29	@New Orleans	L	128-131	5-1	2-7	7-8
16	11/30	@Miami	W	129-122	5-1	3-7	8-8
17	12/1	@Houston	L	106-108	5-1	3-8	8-9
18	12/3	NEW YORK	W	127-108	6-1	3-8	9-9
19	12/5	MINNESOTA	W	119-118	7-1	3-8	10-9
20	12/8	MIAMI	W	121-113	8-1	3-8	11-9
21	12/10	DALLAS	L	101-107	8-2	3-8	11-10
22	12/13	NEW ORLEANS	W	127-108	9-2	3-8	12-10
23	12/15	LOS ANGELES	W	113-110*	10-2	3-8	13-10
24	12/18	@Houston	W	111-102*	10-2	4-8	14-10
25	12/19	KENTUCKY	W	116-95	11-2	4-8	15-10
26	12/21	@Los Angeles	L	119-124	11-2	4-9	15-11
27	12/22	NEW ORLEANS	W	122-96	12-2	4-9	16-11
28	12/25	@New York	W	129-110	13-2	4-9	17-11
29	12/28	LOS ANGELES	W	127-112	14-2	4-9	18-11
30	12/29	DALLAS	W	102-92	15-2	4-9	19-11
31	1/2	HOUSTON	W	120-102	16-2	4-9	20-11
32	1/4	DALLAS	W	115-90	17-2	4-9	21-11
33	1/5	@Minnesota	L	111-120	17-2	4-10	21-12
34	1/8	@Los Angeles	L	112-117	17-2	4-11	21-13
35	1/9	@Oakland	L	115-136	17-2	4-12	21-14
36	1/11	@Oakland	L	105-108	17-2	4-13	21-15
37	1/12	HOUSTON	W	124-117	18-2	4-13	22-15
38	1/15	@New Orleans at Jacks.	W	112-107	18-2	5-13	23-15
39	1/16	@New Orleans	L	106-136	18-2	5-14	23-16
40	1/17	LOS ANGELES	W	120-102	19-2	5-14	24-16
41	1/19	DALLAS	W	111-88	20-2	5-14	25-16
42	1/22	NEW YORK	W	124-103	21-2	5-14	26-16
43	1/24	LOS ANGELES	L	120-128	21-2	5-15	26-17
44	1/25	@Indiana	L	122-131	21-2	5-16	26-18
45	1/26	@Miami	L	97-108	21-2	5-17	26-19
46	1/29	INDIANA	W	131-128	22-2	5-17	27-19
47	1/30	NEW YORK	W	128-103	23-2	5-17	28-19
48	2/1	@Oakland	L	114-124	23-2	5-18	28-20
49	2/2	@Oakland	W	119-105	23-2	6-18	29-20
50	2/4	MINNESOTA	L	99-112	23-2	6-19	29-21
51	2/5	@Indiana	L	109-125	23-2	6-20	29-22
52	2/7	@Minnesota	W	110-106	23-2	7-20	30-22
53	2/8	@New York	W	119-115	23-2	8-20	31-22
54	2/11	MIAMI	W	108-98	24-2	8-20	32-22
55	2/14	INDIANA	W	112-103	25-2	8-20	33-22
56	2/16	NEW ORLEANS	W	105-94	26-2	8-20	34-22
57	2/18	OAKLAND	L	116-118*	26-2	8-21	34-23
58	2/23	MIAMI	L	106-109	26-3	8-21	34-24
59	2/25	NEW ORLEANS	L	106-121	26-4	8-21	34-25
60	2/26	@Houston	L	122-136	26-4	8-22	34-26
61	2/27	@Los Angeles	W	115-101	26-4	9-22	35-26
62	3/2	NEW ORLEANS	W	147-120	27-4	9-22	36-26
63	3/4	MINNESOTA	W	126-120	28-4	9-22	37-26
64	3/6	KENTUCKY	W	123-114	29-4	9-22	38-26
65	3/8	@Dallas	L	111-121	29-4	9-23	38-27
66	3/9	LOS ANGELES	W	118-103	30-4	9-23	39-27
67	3/12	@Los Angeles	L	122-125*	30-4	9-24	39-28
68	3/13	@Los Angeles	L	119-142	30-4	9-25	39-29
69	3/16	OAKLAND	W	131-119	31-4	9-25	40-29
70	3/18	@Miami	W	123-119	31-4	10-25	41-29
71	3/19	@Kentucky	L	106-131	31-4	10-26	41-30
72	3/21	HOUSTON	W	133-123	32-4	10-26	42-30
73	3/22	@Dallas	L	99-127	32-4	10-27	42-31
74	3/24	@Houston	L	115-124	32-4	10-28	42-32
75	3/25	@New Orleans	L	100-112	32-4	10-29	42-33
76	3/28	@Dallas	L	123-134	32-4	10-30	42-34
77	3/29	HOUSTON	W	121-99	33-4	10-30	43-34
78	4/1	KENTUCKY	W	94-90	34-4	10-30	44-34

* Denotes number of overtime periods.

1969-70 GAME-BY-GAME RESULTS

NO.	DATE	OPPONENT	W-L	SCORE	HOME	ROAD	TOTAL
1	10/19	NEW ORLEANS	L	103-109	0-1	0-0	0-1
2	10/21	@Dallas	L	108-120	0-1	0-1	0-2
3	10/22	@Indiana	L	107-117	0-1	0-2	0-3
4	10/24	@New York	L	91-97	0-1	0-3	0-4
5	10/25	@Washington	L	82-99	0-1	0-4	0-5
6	10/26	PITTSBURGH	L	105-127	0-2	0-4	0-6
7	10/28	@Los Angeles	L	118-126	0-2	0-5	0-7
8	10/31	WASHINGTON	W	116-106	1-2	0-5	1-7
9	11/1	LOS ANGELES	W	121-88	2-2	0-5	2-7
10	11/5	@New Orleans	L	105-119	2-2	0-6	2-8
11	11/6	@Kentucky	L	119-145	2-2	0-7	2-9
12	11/7	@Carolina	L	104-105	2-2	0-8	2-10
13	11/8	@Indiana	L	96-99	2-2	0-9	2-11
14	11/12	@Pittsburgh	W	125-114	2-2	1-9	3-11
15	11/13	@Kentucky	L	104-109*	2-2	1-10	3-12
16	11/14	NEW YORK	W	100-83	3-2	1-10	4-12
17	11/16	DALLAS	W	89-87	4-2	1-10	5-12
18	11/18	INDIANA	L	105-108	4-3	1-10	5-13
19	11/21	@Dallas	W	103-100	4-3	2-10	6-13
20	11/26	@New Orleans	L	105-109	4-3	2-11	6-14
21	11/28	@Dallas	W	109-103	4-3	3-11	7-14
22	11/29	@New Orleans	L	101-105**	4-3	3-12	7-15
23	11/30	@Miami	L	98-103	4-3	3-13	7-16
24	12/2	@Pittsburgh	W	127-101	4-3	4-13	8-16
25	12/3	@Washington	L	87-99	4-3	4-14	8-17
26	12/6	@Washington	W	108-97	4-3	5-14	9-17
27	12/7	@New York	L	96-102	4-3	5-15	9-18
28	12/8	@New Orleans	L	99-105*	4-3	5-16	9-19
29	12/11	WASHINGTON	L	113-126	4-4	5-16	9-20
30	12/14	@Los Angeles	W	122-101	4-4	6-16	10-20
31	12/18	NEW YORK	W	108-105*	5-4	6-16	11-20
32	12/19	@New Orleans	L	97-102	5-4	6-17	11-21
33	12/20	@Miami	W	123-114	5-4	7-17	12-21
34	12/23	DALLAS	W	102-96	6-4	7-17	13-21
35	12/26	MIAMI	W	141-122	7-4	7-17	14-21
36	12/28	KENTUCKY	W	135-112	8-4	7-17	15-21
37	12/30	LOS ANGELES	W	123-116	9-4	7-17	16-21
38	1/2	WASHINGTON	W	129-113	10-4	7-17	17-21
39	1/4	DALLAS	W	122-85	11-4	7-17	18-21
40	1/6	@Los Angeles at Fresno	W	120-112	11-4	8-17	19-21
41	1/7	@Washington at LA	W	129-118	11-4	9-17	20-21
42	1/9	LOS ANGELES	W	124-119	12-4	9-17	21-21
43	1/13	PITTSBURGH	W	138-122	13-4	9-17	22-21
44	1/15	DALLAS	W	126-123	14-4	9-17	23-21
45	1/18	CAROLINA	W	135-112	15-4	9-17	24-21
46	1/22	WASHINGTON	W	130-121	16-4	9-17	25-21
47	1/25	DALLAS	W	127-118	17-4	9-17	26-21
48	1/30	@New York	L	98-115	17-4	9-18	26-22
49	1/31	@Carolina	W	109-104	17-4	10-18	27-22
50	2/1	INDIANA	L	105-118	17-5	10-18	27-23
51	2/2	@Los Angeles at Witc.	W	115-113	17-5	11-18	28-23
52	2/3	@Washington at Albany	L	125-142	17-5	11-19	28-24
53	2/5	NEW ORLEANS	W	125-98	18-5	11-19	29-24
54	2/6	@Los Angeles	L	103-117	18-5	11-20	29-25
55	2/8	MIAMI	W	115-103	19-5	11-20	30-25
56	2/12	KENTUCKY	W	125-111	20-5	11-20	31-25
57	2/18	at Los Angeles	W	118-107	21-5	11-20	32-25
58	2/22	NEW ORLEANS	W	113-107	22-5	11-20	33-25
59	2/25	CAROLINA	W	120-110	23-5	11-20	34-25
60	2/27	INDIANA	W	132-100	24-5	11-20	35-25
61	3/1	WASHINGTON	W	137-128	25-5	11-20	36-25
62	3/3	@Dallas	L	130-142	25-5	11-21	36-26
63	3/4	@Los Angeles	L	122-135	25-5	11-22	36-27
64	3/5	PITTSBURGH	W	114-97	26-5	11-22	37-27
65	3/7	@Washington	L	128-144	26-5	11-23	37-28
66	3/8	NEW ORLEANS	W	108-103**	27-5	11-23	38-28
67	3/10	@Dallas	L	116-124	27-5	11-24	38-29
68	3/11	WASHINGTON	W	126-106	28-5	11-24	39-29
69	3/12	@New Orleans	L	105-113	28-5	11-25	39-30
70	3/13	@Carolina	W	103-98	28-5	12-25	40-30
71	3/15	@Miami	W	126-111	28-5	13-25	41-30
72	3/17	@Kentucky	L	110-119	28-5	13-26	41-31
73	3/18	@Indiana	W	128-112	28-5	14-26	42-31
74	3/19	@Pittsburgh	L	92-94	28-5	14-27	42-32
75	3/21	CAROLINA	W	128-105	29-5	14-27	43-32
76	3/27	NEW ORLEANS	W	113-110	30-5	14-27	44-32
77	3/28	@Dallas	L	126-150	30-5	14-28	44-33
78	3/31	LOS ANGELES	W	119-98	31-5	14-28	45-33
79	4/3	NEW YORK	W	105-102	32-5	14-28	46-33
80	4/5	KENTUCKY	W	112-98	33-5	14-28	47-33
81	4/8	DALLAS	W	152-113	34-5	14-28	48-33
82	4/10	MIAMI	W	145-141	35-5	14-28	49-33
83	4/12	NEW ORLEANS	W	132-123	36-5	14-28	50-33
84	4/15	LOS ANGELES	W	152-116	37-5	14-28	51-33

* Denotes number of overtime periods.

1970-71 GAME-BY-GAME RESULTS

NO.	DATE	OPPONENT	W-L	SCORE	HOME	ROAD	TOTAL
1	10/14	@Utah	L	99-134	0-0	0-1	0-1
2	10/16	@Indiana	L	103-115	0-0	0-2	0-2
3	10/17	@Kentucky	L	103-109	0-0	0-3	0-3
4	10/21	TEXAS	W	133-115	1-0	0-3	1-3
5	10/23	PITTSBURGH	L	123-127	1-1	0-3	1-4
6	10/25	INDIANA	W	122-116*	2-1	0-3	2-4
7	10/27	MEMPHIS	L	94-102	2-2	0-3	2-5
8	10/31	@Utah	L	113-122	2-2	0-4	2-6
9	11/1	UTAH	L	111-117	2-3	0-4	2-7
10	11/6	@Kentucky	L	114-131	2-3	0-5	2-8
11	11/7	@Virginia	L	133-138**	2-3	0-6	2-9
12	11/8	@New York	L	104-114	2-3	0-7	2-10
13	11/10	@Floridians	W	119-116	2-3	0-8	2-11
14	11/15	UTAH	W	110-107	3-3	0-8	3-11
15	11/18	INDIANA	L	114-119	3-4	0-8	3-12
16	11/20	NEW YORK	W	121-103	4-4	0-8	4-12
17	11/22	MEMPHIS	L	121-141	4-5	0-8	4-13
18	11/24	UTAH	L	102-115	4-6	0-8	4-14
19	11/25	@Kentucky	L	138-153	4-6	0-9	4-15
20	11/26	@Pittsburgh	W	130-124	4-6	1-9	5-15
21	11/29	@Indiana	L	107-130	4-6	1-10	5-16
22	11/30	@Memphis	W	103-93	4-6	2-10	6-16
23	12/3	VIRGINIA	W	124-111	5-6	2-10	7-16
24	12/4	@Texas	L	134-141	5-6	2-11	7-17
25	12/6	KENTUCKY	L	125-140	5-6	2-12	7-18
26	12/9	@Virginia at N.Y.	L	109-113	5-6	2-13	7-19
27	12/10	PITTSBURGH	W	131-109	6-6	2-13	8-19
28	12/11	@Memphis	L	100-102	6-6	2-14	8-20
29	12/15	CAROLINA	W	126-116	7-6	2-14	9-20
30	12/17	MEMPHIS	W	108-99	8-6	2-14	10-20
31	12/18	@Pittsburgh	L	121-143	8-6	2-15	10-21
32	12/19	@Carolina	L	124-128	8-6	2-16	10-22
33	12/22	@Memphis	W	104-102	8-6	3-16	11-22
34	12/23	FLORIDIANS	W	109-102	9-6	3-16	12-22
35	12/26	VIRGINIA	L	120-122	9-7	3-16	12-23
36	12/29	INDIANA	W	116-106	10-7	3-16	13-23
37	12/30	CAROLINA	L	132-136	10-8	3-16	13-24
38	1/3	TEXAS	W	129-124*	11-8	3-16	14-24
39	1/5	UTAH	L	99-114	11-9	3-16	14-25
40	1/7	PITTSBURGH	L	116-131	11-10	3-16	14-26
41	1/8	@Texas	W	129-124*	11-10	4-16	15-26
42	1/10	CAROLINA	W	124-118	12-10	4-16	16-26
43	1/12	TEXAS	W	120-112	13-10	4-16	17-26
44	1/15	@Carolina	L	114-125	13-10	4-17	17-27
45	1/16	@Virginia	L	121-141	13-10	4-18	17-28
46	1/17	TEXAS	W	129-123	14-10	4-18	18-28
47	1/19	@Texas	L	127-148	14-10	4-19	18-29
48	1/20	@Memphis	L	103-120	14-10	4-20	18-30
49	1/21	INDIANA	L	106-118	14-11	4-20	18-31
50	1/24	KENTUCKY	W	119-116	15-11	4-20	19-31
51	1/27	@Utah	L	105-111	15-11	4-21	19-32
52	1/29	@Indiana	L	123-127	15-11	4-22	19-33
53	1/30	@Carolina	L	109-114	15-11	4-23	19-34
54	1/31	INDIANA	L	104-124	15-12	4-23	19-35
55	2/3	TEXAS	L	119-127	15-13	4-23	19-36
56	2/5	FLORIDIANS	W	132-120	16-13	4-23	20-36
57	2/6	@Pittsburgh	W	115-114	16-13	5-23	21-36
58	2/7	@Indiana	W	133-131*	16-13	6-23	22-36
59	2/10	MEMPHIS	L	106-123	16-14	6-23	22-37
60	2/12	KENTUCKY	L	138-142	16-15	6-23	22-38
61	2/14	NEW YORK	L	117-118	16-16	6-23	22-39
62	2/16	MEMPHIS	W	125-120	17-16	6-23	23-39
63	2/21	UTAH	L	107-120	17-17	6-23	23-40
64	2/23	@Utah	L	103-133	17-17	6-24	23-41
65	2/24	@Floridians	L	110-112	17-17	6-25	23-42
66	2/26	@Texas	W	142-120	17-17	7-25	24-42
67	2/27	@New York	L	115-122	17-17	7-26	24-43
68	2/28	@Memphis	W	118-111	17-17	8-26	25-43
69	3/3	@Utah	L	106-139	17-17	8-27	25-44
70	3/5	@Texas	L	153-158***	17-17	9-27	26-44
71	3/7	@Floridians	W	142-141*	17-17	10-27	27-44
72	3/9	@Texas	W	146-127	17-17	11-27	28-44
73	3/10	FLORIDIANS	L	113-116	17-18	11-27	28-45
74	3/12	@New York	L	127-132	17-18	11-28	28-46
75	3/14	@Indiana	L	121-131	17-18	11-29	28-47
76	3/16	MEMPHIS	L	118-127	17-19	11-29	28-48
77	3/18	UTAH	L	123-124	17-20	11-29	28-49
78	3/23	@Utah	L	117-124	17-20	11-30	28-50
79	3/24	@Memphis	L	118-132	17-20	11-31	28-51
80	3/25	INDIANA	L	110-129	17-21	11-31	28-52
81	3/27	TEXAS	W	120-118	18-21	11-31	29-52
82	3/28	@Indiana	L	126-146	18-21	11-32	29-53
83	3/30	VIRGINIA	W	129-119	19-21	11-32	30-53
84	3/31	NEW YORK	W	132-121	20-21	11-32	31-53
%	4/1	TEXAS	L	109-115			

* Denotes number of overtime periods. % Denotes Division Tiebreaker

1971-72 GAME-BY-GAME RESULTS

NO.	DATE	OPPONENT	W-L	SCORE	HOME	ROAD	TOTAL
1	10/13	@Utah	L	121-135	0-0	0-1	0-1
2	10/15	@Indiana	L	104-115	0-0	0-2	0-2
3	10/16	@Pittsburgh	L	136-140*	0-0	0-3	0-3
4	10/19	INDIANA	L	117-122	0-1	0-3	0-4
5	10/23	NEW YORK	W	100-96	1-1	0-3	1-4
6	10/26	MEMPHIS	W	115-100	2-1	0-3	2-4
7	10/29	DALLAS	W	119-111	3-1	0-3	3-4
8	10/30	@Kentucky at Louisville	L	105-133	3-1	0-4	3-5
9	10/31	@Memphis	L	106-117	3-1	0-5	3-6
10	11/2	PITTSBURGH	W	133-114	4-1	0-5	4-6
11	11/9	@Kentucky at Ind.	L	96-106	4-1	0-6	4-7
12	11/11	UTAH	L	106-112	4-2	0-6	4-8
13	11/13	DALLAS	L	92-97	4-3	0-6	4-9
14	11/16	INDIANA	W	111-108	5-3	0-6	5-9
15	11/17	@Carolina	L	101-113	5-3	0-7	5-10
16	11/19	@Virginia	W	115-113	5-3	1-7	6-10
17	11/20	FLORIDIANS	W	117-97	6-3	1-7	7-10
18	11/23	@Dallas	L	101-104	6-3	1-8	7-11
19	11/24	@FLORIDIANS	L	129-133**	6-3	1-9	7-12
20	11/26	@Indiana	L	96-110	6-3	1-10	7-13
21	11/27	MEMPHIS	W	128-109	7-3	1-10	8-13
22	11/30	DALLAS	W	106-91	8-3	1-10	9-13
23	12/4	KENTUCKY	L	106-109	8-4	1-10	9-14
24	12/5	@Pittsburgh	W	118-114	9-4	1-10	10-14
25	12/7	@Floridians	L	105-107	9-4	1-11	10-15
26	12/8	@Memphis	L	91-109	9-4	1-12	10-16
27	12/10	@Utah at Logan	L	102-110	9-4	1-13	10-17
28	12/11	CAROLINA	W	130-125	10-4	1-13	11-17
29	12/14	NEW YORK	W	119-118	11-4	1-13	12-17
30	12/17	@Utah	L	109-136	11-4	1-14	12-18
31	12/18	@Memphis	L	94-103	11-4	1-15	12-19
32	12/21	INDIANA	W	113-109	12-4	1-15	13-19
33	12/23	@Indiana	L	101-104	12-4	1-16	13-20
34	12/28	PITTSBURGH	W	114-105	13-4	1-16	14-20
35	12/30	UTAH	L	98-103	13-5	1-16	14-21
36	12/31	@Memphis at Dallas	W	108-91	13-5	2-16	15-21
37	1/2	DALLAS	W	103-84	14-5	2-16	16-21
38	1/4	KENTUCKY	L	103-106	14-6	2-16	16-22
39	1/7	@New York	W	107-104	14-6	3-16	17-22
40	1/8	@Memphis at Jacks.	L	122-134	14-6	3-17	17-23
41	1/11	INDIANA	L	99-114	14-6	3-18	17-24
42	1/12	@Dallas	L	102-107	14-6	3-19	17-25
43	1/13	@Pittsburgh	L	116-118	14-6	3-20	17-26
44	1/15	@Virginia at Richmond	L	107-116	14-6	3-21	17-27
45	1/16	UTAH	W	110-102	15-6	3-21	18-27
46	1/19	DALLAS	W	116-92	16-6	3-21	19-27
47	1/21	@Memphis	W	110-98	16-6	4-21	20-27
48	1/22	@Dallas	L	93-94	16-6	4-22	20-28
49	1/23	VIRGINIA	W	130-123	17-6	4-22	21-28
50	1/27	@Dallas	L	98-99	17-6	4-23	21-29
51	2/1	CAROLINA	L	108-117	17-7	4-23	21-30
52	2/2	@Utah	W	122-116	18-7	4-23	22-30
53	2/4	@Dallas	L	102-118	18-7	4-24	22-31
54	2/5	@Kentucky at Louisville	L	106-117	18-7	4-25	22-32
55	2/6	INDIANA	W	115-107	19-7	4-25	23-32
56	2/8	MEMPHIS	W	136-124	20-7	4-25	24-32
57	2/9	@Virginia at Norfolk	L	111-124	20-7	4-26	24-33
58	2/11	@Carolina at W.S.	L	105-110	20-7	4-27	24-34
59	2/12	@Indiana	L	111-133	20-7	4-28	24-35
60	2/13	VIRGINIA	L	123-124	20-8	4-28	24-36
61	2/15	FLORIDIANS	L	124-125	20-9	4-28	24-37
62	2/20	PITTSBURGH	W	146-123	21-9	4-28	25-37
63	2/22	VIRGINIA	W	121-105	22-9	4-28	26-37
64	2/24	@Floridians	L	118-130	22-9	4-29	26-38
65	2/25	@New York	L	116-124	22-9	4-30	26-39
66	2/27	@Carolina at Grnsboro	W	113-105	22-9	5-30	27-39
67	3/1	FLORIDIANS	W	138-125	23-9	5-30	28-39
68	3/4	@Utah	L	130-136	23-9	5-31	28-40
69	3/5	MEMPHIS	W	137-129	24-9	5-31	29-40
70	3/7	UTAH	L	108-116	24-10	5-31	29-41
71	3/9	@Memphis	L	102-113	24-10	5-32	29-42
72	3/10	@Indiana	L	115-127	24-10	5-33	29-43
73	3/11	@New York	L	114-132	24-10	5-34	29-44
74	3/12	MEMPHIS	L	100-105	24-11	5-34	29-45
75	3/14	INDIANA	W	123-106	25-11	5-34	30-45
76	3/16	CAROLINA	W	131-121	26-11	5-34	31-45
77	3/17	@Dallas	W	91-87	26-11	6-34	32-45
78	3/19	@Utah	L	113-125	26-11	6-35	32-46
79	3/21	@Utah	L	120-132	26-11	6-36	32-47
80	3/22	@Dallas	L	96-105	26-11	6-37	32-48
81	3/24	@Indiana at Fort Wayne	W	93-92	26-11	7-37	33-48
82	3/25	@Kentucky at Louisville	L	117-134	26-11	7-38	33-49
83	3/26	NEW YORK	W	108-91	27-11	7-38	34-49
84	3/29	UTAH	L	109-112	27-12	7-38	34-50

* Denotes number of overtime periods.

1972-73 GAME-BY-GAME RESULTS

NO.	DATE	OPPONENT	W-L	SCORE	HOME	ROAD	TOTAL
1	10/12	@Utah	L	104-115	0-0	0-1	0-1
2	10/13	@San Diego	W	109-100	0-0	1-1	1-1
3	10/14	INDIANA	W	96-90	1-0	1-1	2-1
4	10/18	VIRGINIA	W	115-109	2-0	1-1	3-1
5	10/20	INDIANA	W	116-99	3-0	1-1	4-1
6	10/25	CAROLINA	L	112-118	3-1	1-1	4-2
7	10/26	@Virginia at Richmond	L	0-2	3-1	1-2	4-3
8	10/27	@New York	L	112-117	3-1	1-3	4-4
9	1028	INDIANA	L	106-119	3-2	1-3	4-5
10	10/31	UTAH	W	116-103	4-2	1-3	5-5
11	11/1	@Utah	L	113-122	4-2	1-4	5-6
12	11/3	@Dallas	W	107-94	4-2	2-4	6-6
13	11/5	NEW YORK	W	137-107	5-2	2-4	7-6
14	11/8	VIRGINIA	L	111-116	5-3	2-4	7-7
15	11/11	MEMPHIS	W	114-111*	6-3	2-4	8-7
16	11/14	INDIANA	W	118-108	7-3	2-4	9-7
17	11/18	DALLAS	W	111-103	8-3	2-4	10-7
18	11/19	@San Diego	L	116-122*	8-3	2-5	10-8
19	11/21	UTAH	W	106-100	9-3	2-5	11-8
20	11/24	SAN DIEGO	W	130-111	10-3	2-5	12-8
21	11/29	KENTUCKY	L	113-114	10-4	2-5	12-9
22	11/30	@Utah	L	95-111	10-4	2-6	12-10
23	12/2	MEMPHIS	W	127-99	11-4	2-6	13-10
24	12/6	@Dallas	L	104-110	11-4	2-7	13-11
25	12/7	SAN DIEGO	W	108-89	12-4	2-7	14-11
26	12/8	@Carolina	L	104-107	12-4	2-8	14-12
27	12/9	@Virginia at Norfolk	L	98-101	12-4	2-9	14-13
28	12/12	@San Diego	W	110-103*	12-4	3-9	15-13
29	12/14	VIRGINIA	W	103-99	13-4	3-9	16-13
30	12/15	@Dallas	L	99-104	13-4	3-10	16-14
31	12/16	@Kentucky	L	110-117	13-4	3-11	16-15
32	12/17	@San Diego	L	104-113	13-4	3-12	16-16
33	12/19	DALLAS	W	137-115	14-4	3-12	17-16
34	12/21	NEW YORK	W	116-106	15-4	3-12	18-16
35	12/22	@Kentucky	L	116-128	15-4	3-13	18-17
36	12/26	@San Diego	W	103-101	15-4	4-13	19-17
37	12/27	VIRGINIA	W	115-113	16-4	4-13	20-17
38	12/30	NEW YORK	W	136-98	17-4	4-13	21-17
39	1/3	@Utah	L	108-130	17-4	4-14	21-18
40	1/4	DALLAS	W	125-111	18-4	4-14	22-18
41	1/7	CAROLINA	L	111-113	18-5	4-14	22-19
42	1/9	@San Diego	L	109-113	18-5	4-15	22-20
43	1/10	INDIANA	W	106-105	19-5	4-15	23-20
44	1/11	@San Diego at Dallas	W	113-109	19-5	5-15	24-20
45	1/12	@Indiana at Fort Wayne	W	128-119	19-5	6-15	25-20
46	1/16	@Indiana	L	113-130	19-5	6-16	25-21
47	1/17	@New York	L	92-102	19-5	6-17	25-22
48	1/18	@Virginia at Norfolk	L	110-116	19-5	6-18	25-23
49	1/19	@Carolina	L	113-117	19-5	6-19	25-24
50	1/21	KENTUCKY	L	111-118	19-6	6-19	25-25
51	1/23	@Utah	L	104-108	19-6	6-20	25-26
52	1/24	@Kentucky	W	98-87	19-6	7-20	26-26
53	1/26	@Memphis	L	107-114	19-6	7-21	26-27
54	1/28	NEW YORK	W	106-77	20-6	7-21	27-27
55	1/31	MEMPHIS	W	134-106	21-6	7-21	28-27
56	2/1	@Indiana	W	97-92	21-6	8-21	29-27
57	2/2	@Carolina	L	105-113	21-6	8-22	29-28
58	2/4	@Memphis	W	104-99	21-6	9-22	30-28
59	2/11	CAROLINA	W	117-108	22-6	9-22	31-28
60	2/12	@Utah	L	107-119	22-6	9-23	31-29
61	2/14	KENTUCKY	L	103-111	22-7	9-23	31-30
62	2/16	@Memphis at St. Paul	W	127-121	22-7	10-23	32-30
63	2/18	UTAH	W	109-90	23-7	10-23	33-30
64	2/21	SAN DIEGO	W	110-109	24-7	10-23	34-30
65	2/23	@Memphis	W	130-129	24-7	11-23	35-30
66	2/24	@Carolina at Charlotte	W	115-104	24-7	12-23	36-30
67	2/25	KENTUCKY	W	87-86	25-7	12-23	37-30
68	2/28	CAROLINA	L	96-104	25-8	12-23	37-31
69	3/2	@Indiana	L	105-114	25-8	12-24	37-32
70	3/3	@Dallas at Denton	W	124-106	25-8	13-24	38-32
71	3/4	UTAH	W	133-125	26-8	13-24	39-32
72	3/7	DALLAS	W	116-111	27-8	13-24	40-32
73	3/8	@New York	W	120-105	27-8	14-24	41-32
74	3/10	@Virginia at Hampton	L	103-106	27-8	14-25	41-33
75	3/11	@Kentucky	L	82-119	27-8	14-26	41-34
76	3/13	SAN DIEGO	W	114-96	28-8	14-26	42-34
77	3/17	@Dallas	L	107-124	28-8	14-27	42-35
78	3/18	DALLAS	W	122-105	29-8	14-27	43-35
79	3/20	@Memphis	W	113-97	29-8	15-27	44-35
80	3/21	@New York	W	116-101	29-8	16-27	45-35
81	3/23	INDIANA	W	101-92	30-8	16-27	46-35
82	3/24	@Indiana	L	94-116	30-8	16-28	46-36
83	3/25	DALLAS	W	114-106	31-8	16-28	47-36
84	3/27	UTAH	L	109-115	31-9	16-28	47-37

* Denotes number of overtime periods.

1973-74 GAME-BY-GAME RESULTS

NO.	DATE	OPPONENT	W-L	SCORE	HOME	ROAD	TOTAL
1	10/11	SAN DIEGO	W	135-111	1-0	0-0	1-0
2	10/12	@Kentucky at Lexington	L	100-111	1-0	0-1	1-1
3	10/13	@Virginia at Hampton	W	125-100	1-0	1-1	2-1
4	10/17	UTAH	W	112-97	2-0	1-1	3-1
5	10/19	@San Diego	W	113-100	2-0	2-1	4-1
6	10/24	@Indiana	L	89-98	2-0	2-2	4-2
7	10/26	@Carolina at Grnsboro	L	104-109*	2-0	2-3	4-3
8	10/27	@Kentucky at Louisville	L	87-90	2-0	2-4	4-4
9	10/31	NEW YORK	W	107-104	3-0	2-4	5-4
10	11/2	@Indiana	L	103-107*	3-0	2-5	5-5
11	11/3	@San Antonio	L	72-95	3-0	2-6	5-6
12	11/6	@San Diego	W	110-104	3-0	3-6	6-6
13	11/10	@San Antonio	W	88-78	3-0	4-6	7-6
14	11/13	INDIANA	W	127-109	4-0	4-6	8-6
15	11/16	@San Diego	W	130-126	4-0	5-6	9-6
16	11/17	MEMPHIS	W	112-102	5-0	5-6	10-6
17	11/20	CAROLINA	L	107-113	5-1	5-6	10-7
18	11/23	NEW YORK	L	86-128	5-2	5-6	10-8
19	11/24	@Carolina at Charlotte	W	127-122*	5-2	6-6	11-8
20	11/25	@Memphis	L	86-87	5-2	6-7	11-9
21	11/27	UTAH	L	91-103	5-3	6-7	11-10
22	11/29	@Indiana	W	127-111	5-3	7-7	12-10
23	11/30	@New York	L	102-123	5-3	7-8	12-11
24	12/1	SAN ANTONIO	W	107-86	6-3	7-8	13-11
25	12/5	SAN DIEGO	W	138-108	7-3	7-8	14-11
26	12/7	@San Antonio	L	94-116	7-3	7-9	14-12
27	12/8	UTAH	L	111-121	7-4	7-9	14-13
28	12/12	@Utah	L	112-123	7-4	7-10	14-14
29	12/15	KENTUCKY	L	114-120	7-5	7-10	14-15
30	12/19	SAN DIEGO	L	113-118	7-6	7-10	14-16
31	12/21	@Memphis	W	92-83	7-6	8-10	15-16
32	12/22	CAROLINA	W	113-108	8-6	8-10	16-16
33	12/26	@Virginia at Norfolk	L	113-118	8-6	8-11	16-17
34	12/27	@Kentucky at Cincinnati	W	105-100	8-6	9-11	17-17
35	12/29	INDIANA	L	108-114	8-7	9-11	17-18
36	1/2	SAN ANTONIO	W	110-108	9-7	9-11	18-18
37	1/3	@Indiana	L	97-100	9-7	9-12	18-19
38	1/4	@New York	L	92-109	9-7	9-13	18-20
39	1/5	SAN DIEGO	W	146-122	10-7	9-13	19-20
40	1/7	@Utah	L	108-116	10-7	9-14	19-21
41	1/9	VIRGINIA	W	119-103	11-7	9-14	20-21
42	1/11	@Carolina at Grnsboro	L	95-122	11-7	9-15	20-22
43	1/12	@Virginia at Norfolk	L	94-117	11-7	9-16	20-23
44	1/16	KENTUCKY	L	102-105	11-8	9-16	20-24
45	1/18	@San Diego	W	120-113	11-8	10-16	21-24
46	1/19	CAROLINA	W	120-110	12-8	10-16	22-24
47	1/23	MEMPHIS	W	106-99	13-8	10-16	23-24
48	1/26	UTAH	L	117-119	13-9	10-16	23-25
49	1/27	@San Antonio	L	87-93	13-9	10-17	23-26
50	2/2	VIRGINIA	W	138-120	14-9	10-17	24-26
51	2/3	INDIANA	L	102-111	14-10	10-17	24-27
52	2/5	SAN ANTONIO	W	82-79	15-10	10-17	25-27
53	2/7	MEMPHIS	W	105-94	16-10	10-17	26-27
54	2/8	@Kentucky at Cincinnati	L	105-106	16-10	10-18	26-28
55	2/9	@Indiana	W	102-97	16-10	11-18	27-28
56	2/10	SAN ANTONIO	L	90-99	16-11	11-18	27-29
57	2/12	VIRGINIA	W	125-112	17-11	11-18	28-29
58	2/13	KENTUCKY	L	115-119	17-12	11-18	28-30
59	2/15	@Memphis	L	98-102	17-12	11-19	28-31
60	2/16	@Indiana at Teh.	L	89-102	17-12	11-20	28-32
61	2/17	INDIANA	L	92-93	17-13	11-20	28-33
62	2/20	KENTUCKY	W	124-117	18-13	11-20	29-33
63	2/21	@Memphis	L	106-111	18-13	11-21	29-34
64	2/23	@Carolina at Raleigh	L	117-121	18-13	11-22	29-35
65	2/24	UTAH	W	103-91	19-13	11-22	30-35
66	2/27	INDIANA	W	118-114	20-13	11-22	31-35
67	2/28	@Utah	L	105-127	20-13	11-23	31-36
68	3/2	@San Antonio	L	104-113	20-13	11-24	31-37
69	3/3	SAN DIEGO	W	139-112	21-13	11-24	32-37
70	3/5	MEMPHIS	W	135-101	22-13	11-24	33-37
71	3/7	NEW YORK	L	100-114	22-14	11-24	33-38
72	3/8	@Utah	L	111-132	22-14	11-25	33-39
73	3/9	@San Diego	L	96-100	22-14	11-26	33-40
74	3/10	SAN DIEGO	L	99-114	22-15	11-26	33-41
75	3/13	SAN ANTONIO	L	108-111*	22-16	11-26	33-42
76	3/15	@New York	L	93-112	22-16	11-27	33-43
77	3/16	@Virginia at Norfolk	L	101-107	22-16	11-28	33-44
78	3/17	VIRGINIA	W	101-90	23-16	11-28	34-44
79	3/20	UTAH	L	107-111	23-17	11-28	34-45
80	3/22	@Utah	W	105-103	23-17	12-28	35-45
81	3/23	NEW YORK	L	100-112	23-18	12-28	35-46
82	3/24	CAROLINA	W	109-107	24-18	12-28	36-46
83	3/27	@New York	L	96-102	24-18	12-29	36-47
84	3/28	@San Antonio	W	96-92	24-18	13-29	37-47

* Denotes number of overtime periods.

1974-75 GAME-BY-GAME RESULTS

NO.	DATE	OPPONENT	W-L	SCORE	HOME	ROAD	TOTAL
1	10/18	@Kentucky	L	99-117	0-0	0-1	0-1
2	10/19	NEW YORK	W	111-103	1-0	0-1	1-1
3	10/23	@Utah	W	120-106	1-0	1-1	2-1
4	10/26	SAN DIEGO	W	137-101	2-0	1-1	3-1
5	10/29	NEW YORK	W	126-115	3-0	1-1	4-1
6	10/30	@Memphis	W	105-95	3-0	2-1	5-1
7	11/1	MEMPHIS	W	128-112	4-0	2-1	6-1
8	11/2	ST. LOUIS	W	138-106	5-0	2-1	7-1
9	11/5	UTAH	W	145-101	6-0	2-1	8-1
10	11/6	@Indiana	L	116-136	6-0	2-2	8-2
11	11/8	@St. Louis	L	121-132	6-0	2-3	8-3
12	11/9	VIRGINIA	W	130-108	7-0	2-3	9-3
13	11/10	SAN DIEGO	W	125-101	8-0	2-3	10-3
14	11/13	@San Diego	W	132-108	8-0	3-3	11-3
15	11/15	INDIANA	W	120-114	9-0	3-3	12-3
16	11/17	UTAH	W	114-91	10-0	3-3	13-3
17	11/20	@Indiana	W	117-106	10-0	4-3	14-3
18	11/22	@Virginia	W	115-110	10-0	5-3	15-3
19	11/23	@Virginia	W	122-110	10-0	6-3	16-3
20	11/24	@New York	L	90-99	10-0	6-4	16-4
21	11/26	@St. Louis	W	134-124*	10-0	7-4	17-4
22	11/27	@San Antonio	W	112-106	10-0	8-4	18-4
23	11/29	SAN ANTONIO	W	139-124	11-0	8-4	19-4
24	11/30	ST. LOUIS	W	128-109	12-0	8-4	20-4
25	12/4	@San Diego	W	114-110	12-0	9-4	21-4
26	12/5	@Utah	W	89-85	12-0	10-4	22-4
27	12/7	MEMPHIS	W	122-103	13-0	10-4	23-4
28	12/11	INDIANA	W	117-114	14-0	10-4	24-4
29	12/14	SAN DIEGO	W	121-114*	15-0	10-4	25-4
30	12/19	@Kentucky	L	107-125	15-0	10-5	25-5
31	12/20	@Virginia	W	143-123	15-0	11-5	26-5
32	12/21	SAN ANTONIO	W	119-104	16-0	11-5	27-5
33	12/26	UTAH	W	107-102	17-0	11-5	28-5
34	12/27	@San Diego	W	115-108	17-0	12-5	29-5
35	12/28	ST. LOUIS	W	128-121	18-0	12-5	30-5
36	12/29	SAN ANTONIO	W	124-121	19-0	12-5	31-5
37	1/3	INDIANA	W	120-111	20-0	12-5	32-5
38	1/5	UTAH	W	110-93	21-0	12-5	33-5
39	1/8	SAN ANTONIO	W	130-128	22-0	12-5	34-5
40	1/10	@Virginia	W	109-106*	22-0	13-5	35-5
41	1/11	@San Antonio	L	108-130	22-0	13-6	35-6
42	1/14	KENTUCKY	W	118-99	23-0	13-6	36-6
43	1/15	@San Diego	L	109-121	23-0	13-7	36-7
44	1/16	@Utah	W	115-104	23-0	14-7	37-7
45	1/18	MEMPHIS	W	126-104	24-0	14-7	38-7
46	1/19	@Kentucky	L	101-114	24-0	14-8	38-8
47	1/22	@Indiana	L	110-120	24-0	14-9	38-9
48	1/23	@San Antonio	W	127-117	24-0	15-9	39-9
49	1/24	@Utah	L	116-119*	24-0	15-10	39-10
50	1/25	VIRGINIA	W	119-99	25-0	15-10	40-10
51	1/30	@St. Louis	W	123-111	25-0	16-10	41-10
52	1/31	@New York	L	101-114	25-0	16-11	41-11
53	2/1	SAN DIEGO	W	128-111	26-0	16-11	42-11
54	2/2	@Memphis	L	103-120	26-0	16-12	42-12
55	2/5	@Indiana	W	123-113	26-0	17-12	43-12
56	2/7	@San Antonio	L	96-101	26-0	17-13	43-13
57	2/8	SAN ANTONIO	L	115-120	26-1	17-13	43-14
58	2/12	@San Diego	W	115-109	26-1	18-13	44-14
59	2/13	@Utah	W	116-112	26-1	19-13	45-14
60	2/15	KENTUCKY	W	109-107	27-1	19-13	46-14
61	2/16	NEW YORK	W	117-115*	28-1	19-13	47-14
62	2/19	@Utah	L	80-99	28-1	19-14	47-15
63	2/23	KENTUCKY	W	109-107	29-1	19-14	48-15
64	2/26	NEW YORK	W	148-114	30-1	19-14	49-15
65	2/28	@Memphis	L	105-109	30-1	19-15	49-16
66	3/1	INDIANA	L	109-124	30-2	19-15	49-17
67	3/2	@San Diego	W	133-117	30-2	20-15	50-17
68	3/4	MEMPHIS	W	133-116	31-2	20-15	51-17
69	3/6	@St. Louis	W	119-107	31-2	21-15	52-17
70	3/7	@San Antonio	W	100-95	31-2	22-15	53-17
71	3/8	SAN ANTONIO	W	156-144*	32-2	22-15	54-17
72	3/11	VIRGINIA	W	137-123	33-2	22-15	55-17
73	3/12	@Kentucky	L	103-108	33-2	22-16	55-18
74	3/14	@New York	W	102-95	33-2	23-16	56-18
75	3/16	KENTUCKY	W	128-125*	34-2	23-16	57-18
76	3/19	VIRGINIA	W	124-108	35-2	23-16	58-18
77	3/22	INDIANA	W	122-105	36-2	23-16	59-18
78	3/23	@New York	W	114-111	36-2	24-16	60-18
79	3/25	@Memphis	W	97-95	36-2	25-16	61-18
80	3/26	UTAH	W	121-109	37-2	25-16	62-18
81	3/29	ST. LOUIS	W	140-130	38-2	25-16	63-18
82	3/30	@Indiana	L	121-120	38-2	25-17	63-19
83	4/1	INDIANA	W	126-115	39-2	25-17	64-19
84	4/3	SAN DIEGO	W	148-121	40-2	25-17	65-19

* Denotes number of overtime periods.

1975-76 GAME-BY-GAME RESULTS

NO.	DATE	OPPONENT	W-L	SCORE	HOME	ROAD	TOTAL
1	10/24	@San Diego	W	120-108	0-0	1-0	1-0
2	10/25	ST. LOUIS	W	118-101	1-0	1-0	2-0
3	10/29	UTAH	W	122-117	2-0	1-0	3-0
4	10/31	@Indiana	L	99-111	2-0	1-1	3-1
5	11/2	@Kentucky	L	103-106	2-0	1-2	3-2
6	11/5	ST. LOUIS	W	111-98	3-0	1-2	4-2
7	11/6	@Utah	W	111-105	3-0	2-2	5-2
8	11/8	NEW YORK	W	128-121	4-0	2-2	6-2
9	11/11	INDIANA	W	126-117	5-0	2-2	7-2
10	11/14	KENTUCKY	W	117-111	6-0	2-2	8-2
11	11/19	@St. Louis	W	119-106	6-0	3-2	9-2
12	11/20	@Indiana	L	112-117	6-0	3-3	9-3
13	11/21	@New York	L	116-128	6-0	3-4	9-4
14	11/22	VIRGINIA	W	144-119	7-0	3-4	10-4
15	11/26	KENTUCKY	L	107-115	7-1	3-4	10-5
16	11/28	@San Antonio	W	140-136*	7-1	4-4	11-5
17	11/29	SAN ANTONIO	W	123-112	8-1	4-4	12-5
18	12/6	INDIANA	W	126-118	9-1	4-4	13-5
19	12/7	@New York	W	123-119	9-1	5-4	14-5
20	12/10	@St. Louis	W	146-137	9-1	6-4	15-5
21	12/11	@Virginia at Richmond	W	111-100	9-1	7-4	16-5
22	12/12	@Virginia at Halifax	W	110-107	9-1	8-4	17-5
23	12/15	@Virginia at Norfolk	W	131-110	9-1	9-4	18-5
24	12/17	NEW YORK	W	106-103	10-1	9-4	19-5
25	12/20	@San Antonio	L	121-132	10-1	9-5	19-6
26	12/21	INDIANA	W	122-117	11-1	9-5	20-6
27	12/26	SAN ANTONIO	L	106-117	11-2	9-5	20-7
28	12/27	NEW YORK	W	130-113	12-2	9-5	21-7
29	12/28	@Indiana	W	110-105	12-2	10-5	22-7
30	12/30	@St. Louis	L	104-106	12-2	10-6	22-8
31	12/31	KENTUCKY	W	141-137	13-2	10-6	23-8
32	1/2	INDIANA	W	137-125	14-2	10-6	24-8
33	1/3	ST. LOUIS	W	126-115	15-2	10-6	25-8
34	1/5	KENTUCKY	W	127-120	16-2	10-6	26-8
35	1/7	@San Antonio	L	118-121	16-2	10-7	26-9
36	1/9	VIRGINIA	W	155-128	17-2	10-7	27-9
37	1/12	SAN ANTONIO	W	139-122	18-2	10-7	28-9
38	1/13	NEW YORK	W	137-113	19-2	10-7	29-9
39	1/16	@Indiana	W	124-118	19-2	11-7	30-9
40	1/17	KENTUCKY	W	137-113	20-2	11-7	31-9
41	1/18	@Kentucky	L	117-119	20-2	11-8	31-10
42	1/20	@New York	L	123-134	20-2	11-9	31-11
43	1/23	SAN ANTONIO	W	131-123	21-2	11-9	32-11
44	1/30	VIRGINIA	W	136-117	22-2	11-9	33-11
45	1/31	VIRGINIA	W	129-117	23-2	11-9	34-11
46	2/1	@Kentucky	L	94-98	23-2	11-10	34-12
47	2/4	VIRGINIA	W	135-131*	24-2	11-10	35-12
48	2/6	ST. LOUIS	W	123-109	25-2	11-10	36-12
49	2/8	KENTUCKY	W	116-114	26-2	11-10	37-12
50	2/9	@New York	W	138-119	26-2	12-10	38-12
51	2/11	@San Antonio	W	137-133	26-2	13-10	39-12
52	2/14	NEW YORK	W	108-103*	27-2	13-10	40-12
53	2/15	@San Antonio	L	118-125	27-2	13-11	40-13
54	2/18	SAN ANTONIO	W	142-111	28-2	13-11	41-13
55	2/19	INDIANA	W	128-123	29-2	13-11	42-13
56	2/20	@Indiana	L	101-106	29-2	13-12	42-14
57	2/22	@New York	L	95-115	29-2	13-13	42-15
58	2/25	INDIANA	W	122-110	30-2	13-13	43-15
59	2/27	SAN ANTONIO	W	140-116	31-2	13-13	44-15
60	2/28	@San Antonio	L	122-134	31-2	13-14	44-16
61	2/29	@Kentucky	W	112-111	31-2	14-14	45-16
62	3/1	@Virginia	W	115-109	31-2	15-14	46-16
63	3/3	NEW YORK	W	121-100	32-2	15-14	47-16
64	3/5	ST. LOUIS	W	137-125	33-2	15-14	48-16
65	3/7	VIRGINIA	W	116-101	34-2	15-14	49-16
66	3/9	NEW YORK	W	128-112	35-2	15-14	50-16
67	3/10	@Indiana	L	119-129	35-2	15-15	50-17
68	3/11	@New York	L	136-141*	35-2	15-16	50-18
69	3/12	@St. Louis	L	97-101	35-2	15-17	50-19
70	3/16	ST. LOUIS	W	111-94	36-2	15-17	51-19
71	3/17	@Indiana	W	111-108	36-2	16-17	52-19
72	3/18	@New York	L	98-110	36-2	16-18	52-20
73	3/19	@Virginia	W	113-108	36-2	17-18	53-20
74	3/21	ST. LOUIS	W	131-115	37-2	17-18	54-20
75	3/23	@Kentucky	L	117-118*	37-2	17-19	54-21
76	3/24	SAN ANTONIO	L	122-135	37-3	17-19	54-22
77	3/26	INDIANA	W	138-120	38-3	17-19	55-22
78	3/27	@Virginia	W	124-123*	38-3	18-19	56-22
79	3/28	@Indiana	W	110-98	38-3	19-19	57-22
80	3/30	@St. Louis	W	133-112	38-3	20-19	58-22
81	3/31	@San Antonio	L	110-117	38-3	20-20	58-23
82	4/3	@San Antonio	L	121-129	38-3	20-21	58-24
83	4/4	INDIANA	W	140-134	39-3	20-21	59-24
84	4/7	@Kentucky	W	130-103	39-3	21-21	60-24

* Denotes number of overtime periods.

RECORD AGAINST ABA OPPONENTS

REGULAR SEASON

TEAM	SEASONS	HOME W-L	ROAD W-L	OVERALL W-L	PCT
Anaheim Amigos	1	5-0	2-3	7-3	.700
Carolina Cougars	5	11-6	5-12	16-18	.471
Dallas Chaparrals	5	24-4	7-19	31-23	.574
Floridians	2	4-2	2-4	6-6	.500
Houston Mavericks	2	8-1	5-5	13-6	.684
Indiana Pacers	9	33-13	14-31	47-44	.516
Kentucky Colonels	9	20-12	4-30	24-42	.364
Los Angeles Stars	2	10-1	4-7	14-8	.634
Memphis Pros	3	9-5	9-9	18-14	.563
Memphis Sounds	1	4-0	2-2	6-2	.750
Memphis Tams	1	4-0	1-3	5-3	.625
Miami Floridians	2	5-1	4-2	9-3	.750
Minnesota Muskies	1	2-1	0-3	2-4	.333
Minnesota Pipers	1	2-1	2-1	4-2	.667
New Jersey Americans	1	3-0	2-1	5-1	.833
New Orleans Buccaneers	3	12-4	3-12	15-16	.484
New York Nets	8	27-5	9-21	36-26	.581
Oakland Oaks	2	6-3	4-6	10-9	.526
Pittsburgh Condors	2	4-2	3-3	7-5	.583
Pittsburgh Pipers	2	4-2	2-4	6-6	.500
San Antonio Spurs	3	13-5	7-12	20-17	.540
San Diego Conquistadors	3	13-2	13-5	26-7	.788
San Diego Sails	1	—-	1-0	1-0	1.000
Spirits of St. Louis	2	11-0	6-31	7-3	.850
Texas Chaparrals	1	5-1	2-4	7-5	.583
Utah Stars	6	14-15	7-23	21-38	.356
Virginia Squires	6	21-3	12-12	33-15	.688
Washington Capitols	1	5-1	2-4	7-5	.583
TOTALS	**9**	**279-90**	**134-241**	**413-331**	**.555**

Anaheim moved to Los Angeles after the '67-68 season and then to Utah after the '69-70 season. Houston moved to Carolina after the '68-69 season and then to St. Louis after the '73-74 season. Dallas changed its name to the Texas Chaparrals for the '70-71 season and back to the Dallas Chaparrals after the '70-71 season, and moved to San Antonio after the '72-73 season. The Minnesota Muskies moved to Miami after the '67-68 season and became the Floridians after the '69-70 season. New Orleans moved to Memphis after the '69-70 season and changed the nickname to the Tams for the '73-74 season and changed the nickname again to the Sounds for the '74-75 season. Pittsburgh moved to Minnesota and retained nickname after the '67-68 season and returned to Pittsburgh after the '68-69 season and changed nickname to Condors in '70-71. New Jersey moved to New York after the '67-68. Oakland moved to Washington after the '68-69 season and then to Virginia after the '69-70 season. The San Diego Conquistadors were an expansion team in '72-73 and changed nicknames to the Sails after the '74-75 season.

PLAYOFFS

TEAM	PLAYOFF SERIES	HOME W-L	ROAD W-L	OVERALL W-L	PCT
Indiana Pacers	3	4-5	3-7	7-12	.368
Kentucky Colonels	1	3-1	1-2	4-3	.571
Los Angeles Stars	1	1-2	0-2	1-4	.200
New Orleans Buccaneers	1	2-0	0-3	2-3	.400
New York Nets	1	2-1	0-3	2-4	.333
Oakland Oaks	1	2-1	1-3	3-4	.429
Utah Stars	1	3-0	1-2	4-2	.667
Washington Capitols	1	4-0	0-3	4-3	.571
TOTALS	**10**	**21-10**	**6-25**	**27-35**	**.435**

* The Denver Nuggets/Rockets advanced to the playoffs in seven of their nine seasons in the ABA.

ABA INDIVIDUAL HONORS

ABA COACH OF THE YEAR

(Originated in 1967-68; selected by the media)

1969-70	Joe Belmont
1974-75	Larry Brown
1975-76	Larry Brown

ABA MOST VALUABLE PLAYER

(Originated in 1967-68; selected by ABA players)

1970	Spencer Haywood

ABA ROOKIE OF THE YEAR

(Originated in 1967-68; selected by the media)

1970	Spencer Haywood
1976	David Thompson

ABA ALL-DEFENSIVE TEAMS

(Originated in 1972-73; selected by the coaches)

1973	Julius Keye
1974	Julius Keye
1975	Bobby Jones
1976	Bobby Jones

ALL-ABA TEAMS

1968-69	Larry Jones (1st Team)
1969-70	Spencer Haywood (1st Team)
1969-70	Larry Jones (1st Team)
1970-71	Larry Cannon (2nd Team)
1971-72	Ralph Simpson (2nd Team)
1972-73	Warren Jabali (1st Team)
1972-73	Ralph Simpson (2nd Team)
1974-75	Mack Calvin (1st Team)
1975-76	Ralph Simpson (1st Team)
1975-76	David Thompson (2nd Team)
1975-76	Bobby Jones (2nd Team)
1975-76	Dan Issel (2nd Team)

ABA ALL-ROOKIE TEAMS

(Originated in 1967-68; selected by the coaches)

1969	Walt Piatkowski
1970	Spencer Haywood
1974	Mike Green
1975	Bobby Jones
1976	David Thompson

ABA ALL-STAR GAME INDIVIDUAL HONORS

MOST VALUABLE PLAYER

1976	David Thompson
1973	Warren Jabali
1970	Spencer Haywood

NUGGETS/ROCKETS IN ABA ALL-STAR GAMES

PLAYER	TOTAL	CONSECUTIVE	FIRST	LAST
Ralph Simpson	5	5	1972	1976
Larry Jones	3	3	1968	1970
Byron Beck	2	-	1969	1976
Warren Jabali	2	2	1973	1974
Art Becker	1	-	1972	——
Mack Calvin	1	-	1975	——
Gus Gerard	1	-	1976	——
Mike Green	1	-	1975	——
Spencer Haywood	1	-	1970	——
Wayne Hightower	1	-	1969	——
Dan Issel	1	-	1976	——
Bobby Jones	1	-	1976	——
Julius Keye	1	-	1971	——
Claude Terry	1	-	1976	——
David Thompson	1	-	1976	——
Monte Towe	1	-	1976	——
Marvin Webster	1	-	1976	——
Chuck Williams	1	-	1976	——

NUGGETS ABA ALL-STAR COACHES

COACH	YEAR	RECORD	YEAR
Larry Brown	1	1-0	1976*

* The 1976 ABA All-Star Game was an ABA All-Star squad vs. the Western Division-leading Denver Nuggets team.

ABA YEAR-BY-YEAR PLAYOFF RESULTS

1967-68

RECORD: 45-33 PCT: .577 PLACE: 3RD

ABA FIRST ROUND (ELIMINATED 2-3)

3/26/68	@New Orleans 130, Denver 104
3/27/68	@New Orleans 105, Denver 93
3/30/68	@Denver 105, New Orleans 93
3/31/68	@Denver 108, New Orleans 100
4/3/68	@New Orleans 102, Denver 97

1968-69

RECORD: 44-34 PCT: .564 PLACE: 3RD

ABA FIRST ROUND (ELIMINATED 3-4)

4/5/69	@Oakland 125, Denver 99
4/6/69	Denver 122, @Oakland 119
4/8/69	Oakland 121, @Denver 99
4/10/69	@Denver 109, Oakland 108
4/12/69	@Oakland 128, Denver 118
4/13/69	@Denver 126, Oakland 115
4/16/69	@Oakland 115, Denver 102

1969-70

RECORD: 51-33 PCT: .607 PLACE: 1ST

ABA FIRST ROUND (WON 4-3)

4/18/70	@Denver 130, Washington 111
4/19/70	@Denver 143, Washington 133
4/20/70	@Washington 125, Denver 120
4/22/70	@Washington 131, Denver 114
4/23/70	@Denver 132, Washington 110
4/25/70	@Washington 116, Denver 111
4/28/70	@Denver 143, Washington 119

ABA WESTERN FINALS (ELIMINATED 1-4)

4/30/70	@Denver 123, Los Angeles 113 (OT)
5/1/70	Los Angeles 114, @Denver 105
5/4/70	@Los Angeles 119, Denver 113
5/5/70	@Los Angeles 114, Denver 110
5/9/70	Los Angeles 109, @Denver 107

1970-71 (NOT IN PLAYOFFS)

RECORD: 30-54 PCT: .357 PLACE: 4TH

NOT IN PLAYOFFS

1971-72

RECORD: 34-50 PCT: .405 PLACE: 4TH

ABA FIRST ROUND (ELIMINATED 3-4)

3/31/72	@Indiana 102, Denver 96
4/1/72	Denver 106, @Indiana 105
4/4/72	Indiana 122, @Denver 120
4/6/72	@Denver 112, Indiana 96
4/8/72	@Indiana 91, Denver 79
4/9/72	@Denver 106, Indiana 99
4/13/72	@Indiana 91, Denver 89

1972-73

RECORD: 47-37 PCT: .560 PLACE: 3RD

ABA FIRST ROUND (ELIMINATED 1-4)

3/31/73	@Indiana 114, Denver 91
4/1/73	@Indiana 106, Denver 98
4/3/73	@Denver 105, Indiana 94
4/5/73	Indiana 97, @Denver 95
4/7/73	@Indiana 121, Denver 107

1973-74 (NOT IN PLAYOFFS)

RECORD: 37-47 PCT: .440 PLACE: 4TH

NOT IN PLAYOFFS

1973-74

RECORD: 65-19 PCT: .774 PLACE: 1ST

ABA FIRST ROUND (WON 4-2)

4/6/75	@Denver 122, Utah 107
4/7/75	@Denver 126, Utah 120
4/11/75	@Utah 122, Denver 108
4/12/75	@Utah 132, Denver 110
4/14/75	@Denver 130, Utah 119
4/15/75	Denver 115, @Utah 113

ABA WESTERN FINALS (ELIMINATED 3-4)

4/20/75	@Denver 131, Indiana 128
4/22/75	Indiana 131, @Denver 124
4/24/75	@Indiana 118, Denver 112
4/25/75	Denver 126, @Indiana 109
4/27/75	Indiana 109, @Denver 90
4/30/75	Denver 101, @Indiana 90
5/3/75	Indiana 104, @Denver 96

1975-76

RECORD: 60-24 PCT: .714 PLACE: 1ST

ABA SEMIFINALS (WON 4-3)

4/15/76	@Denver 110, Kentucky 107
4/17/76	Kentucky 138, @Denver 110
4/19/76	@Kentucky 126, Denver 114
4/21/76	Denver 108, @Kentucky 106
4/22/76	@Denver 127, Kentucky 117
4/25/76	@Kentucky 119, Denver 115 (2OT)
4/28/76	@Denver 133, Kentucky 110

ABA CHAMPIONSHIP (ELIMINATED 2-4)

5/1/76	New York 120, @Denver 118
5/4/76	@Denver 127, New York 121
5/6/76	@New York 117, Denver 111
5/8/76	@New York 121, Denver 112
5/11/76	@Denver 118, New York 110
5/13/76	@New York 112, Denver 106

OVERALL ABA PLAYOFF RECORD

27 WON, 35 LOST (.435)

CAREER ABA PLAYOFF LEADERS

GAMES

Byron Beck	61
Ralph Simpson	38

POINTS

Byron Beck	840
Ralph Simpson	834

FIELD GOALS MADE

Byron Beck	343
Ralph Simpson	322

FIELD GOALS ATTEMPTED

Ralph Simpson	731
Byron Beck	728

FIELD GOAL PERCENTAGE

Bobby Jones	(.559/143-256)
David Thompson	(.536/127-237)

THREE-POINT FIELD GOALS

Jeff Congdon	18
Larry Jones	8

THREE-POINT FIELD GOALS ATTEMPTED

Jeff Congdon	60
Larry Jones	28

FREE THROWS MADE

Ralph Simpson	186
Byron Beck	152

FREE THROWS ATTEMPTED

Ralph Simpson	226
Byron Beck	186

FREE THROW PERCENTAGE

Larry Brown	(.958/23-24)
Mack Calvin	(.951/78-82)

OFFENSIVE REBOUNDS

Byron Beck	172
Dave Robisch	89

DEFENSIVE REBOUNDS

Byron Beck	308
Ralph Simpson	181

TOTAL REBOUNDS

Byron Beck	486
Dave Robisch	242

ASSISTS

Larry Jones	122
Ralph Simpson	112

BLOCKED SHOTS

Bobby Jones	32
Julius Keye	17

STEALS

Ralph Simpson	46
Bobby Jones	28

1967

1. Walt Frazier, Southern Illinois
2. Neville Shedd, Texas Western
3. Bob Rule, Colorado State
4. Gary Keller, Florida
5. Byron Beck, Denver*
   Rick Dean, Syracuse
   Vaughn Harper, Syracuse
   Neil Heskin, Georgetown
   Dave Lattin, Texas Western
   John Morrison, Canisius*
   Neil Roberts, Brigham Young
   Bill Turner, Akron

1968

1. Tom Boerwinkle, Tennessee
2. Walt Piatkowski, Bowling Green*
3. Bill Hewitt, Southern California
5. Hal Booker, Cheyney State

Second Five Rounds:
Harry Hollines, Denver
Charley Parks, Idaho State
Vernon Payne, Indiana
Willie Rogers, Oklahoma*
Glynn Saulters, N.E. Louisiana

Third Five Rounds:
Ken Hall, Westminster Utah
Melvin Jones, Albany State
Julius Keye, Alcorn A&M*
Mickey Smith, Memphis State
Oscar Smith, Elizabeth City, NC

1969

1. Bob Presley, California
2. Bob Portman, Creighton
3. Isiah King, Hiram Scott
4. Greg Wittman, Western Carolina
4. Jerry King, Louisville
5. Bob Tallent, George Washington
6. Elnardo Webster, St. Peters
7. Bill Justus, Tennessee
8. Larry Jeffries, Trinity
9. Harry Hall, Wyoming
10. Jim Healey, Rockhurst
11. Roy Hinton, Central (Ohio) State
12. Al Cueto, Tulsa

1970

1. Spencer Haywood, Detroit*
2. John Valley, UCLA
3. Greg Hyder, Eastern New Mexico
4. Rob St. Pierre, Hanover Ind.
5. Greg Daust, Missouri
5. Dan Hester, Louisiana State*
6. John Marren, Manhattan
6. Larry Mikan, Minnesota
7. Joe McBride, Augusta
8. Ron Becker, New Mexico
9. Jim Penix, Bowling Green
10. Mike Price, Illinois
11. Ken Warzynski, DePaul
12. Fred Taylor, Pan American

1971

1. Ralph Simpson, Michigan State*
1. Cliff Meely, Colorado
2. Marvin Roberts, Utah State*
3. Mike Newlin, Utah
4. Al Smith, Bradley*
5. Dave Robisch, Kansas*
6. William Graham, Kentucky
7. Ken Gardner, Utah
8. Tyrone Marionneaux, Loyola (New Orleans)
9. Mike Childress, Colorado State
10. George Faerber, Purdue
11. John Ribock, South Carolina
12. Gary Brell, Marquette
13. Glen Richgels, Wisconsin
14. Jerry Hyder, Eastern New Mexico
15. David Hall, Kansas State
16. Richard Dixon, Loyola (California)
17. David Walls, Jackson State
18. Paul Botts, Central Michigan
19. Ron Smith, Wichita State
20. Bobby Jones, Drake

1972

1. Bud Stallworth, Kansas
2. Claude Terry, Stanford*
2. Paul Westphal, Southern California
4. Doug Collins, Illinois State
5. Dave Bustion, Denver*
6. Sam Sibert, Kentucky State
7. Ron Riley, Southern California
8. Ted Martiniuk, St. Peter's
9. Bernie Fryer, Brigham Young
10. Jerry Pender, Fresno State
11. Gary Stewart, Canisius
12. Mike Reid, California Riverside
13. John Burks, San Francisco
14. John Tschogl, California Santa Barbara
15. Leon Huff, Drake
16. Larry Morris, Tulsa
17. Dave Hullman, Arizona State
18. Harold Little, New Mexico
19. Andy Knowles, Louisiana Tech
20. John Belcher, Arkansas State

1973 SENIOR DRAFT

1. Ed Ratleff, Long Beach State
2. Steve Mitchell, Kansas State
3. Kevin Stacom, Providence
4. Pat McFarland, St. Joseph's*
5. Larry Farmer, UCLA
6. Martinez Denmon, Iowa State
7. James Brown, Harvard
8. Gary Rhodes, Colorado State
9. Connie Warren, Xavier
10. Jeff Dawson, Illinois

SPECIAL JANUARY DRAFT

1. Mike Bantom, St. Joseph's
2. Clyde Turner, Minnesota

UNDERCLASS DRAFT

1. Marvin Barnes, Providence
2. Dennis DuVal, Syracuse

1974

1. James Williams, Austin Peay
2. Frank Kendrick, Purdue
3. Mike Sojourner, Utah
4. Coniel Morman, Arizona
5. Bernard Hardin, New Mexico
6. Luther Burden, Utah
7. Eric Money, Arizona
8. Larry Fogle, Canisius
9. Tony Byers, Wake Forest
10. Roscoe Pondexter, Long Beach State

1975

1. Marvin Webster, Morgan State*
2. Bill Willoughby, Morrow (NJ) High School
3. Tom Kropp, Kearney State
4. Monte Towe, North Carolina State*
5. Bob Fleisher, Duke
6. Jimmy Moore, Utah
7. Charles Russell, Alabama
8. Mike Odemns, Western Kentucky
9. Owen Brown, Maryland

* Played for Denver


NBA
4
NUGGETS
9
LAKERS
23
LAYOFFS
KIA



PRESENTED BY

WesternUnion \\WU

RECORD BOOK

2020-21 DENVER NUGGETS MEDIA GUIDE

SEASONS

MOST SEASONS

11	Alex English, 1979-90
10	Nene, 2002-2012
10	T.R. Dunn, 1980-88; '89-91
10	Dan Issel, 1975-85
10	Byron Beck, 1967-77

GAMES

MOST GAMES, CAREER

837	Alex English, 1979-90
802	Dan Issel, 1975-85
747	Byron Beck, 1967-77
734	T.R. Dunn, 1980-88; 89-91
593	Bill Hanzlik, 1982-91

MOST CONSECUTIVE GAMES, CAREER

387	Alex English, 11/26/80 - 4/13/85
295	Dikembe Mutombo, 11/7/92 - 2/15/96
269	Andre Miller, 10/29/03 - 06
256	T.R. Dunn, 10/10/80 - 11/18/83
247	Fat Lever, 11/24/85 - 12/2/88

MOST GAMES, SEASON

84	14 times, last by Dan Issel and Ralph Simpson (ABA), 1975-76
82	53 times, last by Monte Morris, 2018-19

MINUTES

MOST MINUTES, CAREER

29,893	Alex English, 1979-90
25,198	Dan Issel, 1975-85
20,521	Carmelo Anthony, 2003-11
19,197	Byron Beck, 1967-77
18,322	T.R. Dunn, 1980-88; '89-91

HIGHEST AVERAGE, MINUTES PER GAME, CAREER (MINIMUM 100 GAMES)

42.0	Allen Iverson, 2006-09
40.5	Larry Jones (ABA), 1967-70
37.5	Nick Van Exel, 1998-02
36.9	Dikembe Mutombo, 1991-96
36.4	Carmelo Anthony, 2003-11

MOST MINUTES, SEASON (NBA ONLY)

3,424	Allen Iverson, 2007-08
3,100	Dikembe Mutombo, 1994-95
3,093	Alex English, 1980-81
3,085	Alex English, 1986-87
3,061	Fat Lever, 1987-88

MOST MINUTES, SEASON (ABA ONLY)

3,808	Spencer Haywood, 1969-70
3,634	Julius Keye, 1970-71
3,121	Ralph Simpson, 1975-76
3,101	David Thompson, 1975-76
3,097	Larry Cannon, 1970-71

MINUTES (CONT.)

HIGHEST AVERAGE, MINUTES PER GAME, SEASON (NBA ONLY)

42.4	Allen Iverson, 2006-07
41.8	Allen Iverson, 2007-08
38.7	Fat Lever, 1988-89
38.7	Antonio McDyess, 1998-99
38.5	Mark Jackson, 1996-97
38.3	Dikembe Mutombo, 1991-92

MOST MINUTES, ROOKIE, SEASON (NBA ONLY)

2,995	Carmelo Anthony, 2003-04
2,749	LaPhonso Ellis, 1992-93
2,716	Dikembe Mutombo, 1991-92

MOST MINUTES, GAME

63	Julius Keye (ABA) @ Dallas (3OT), 3/5/71
57	Allen Iverson vs. Houston (2OT), 12/20/07
56	Allen Iverson @ Seattle (2OT), 4/6/08
56	M. Abdul-Rauf @ Phx. (3OT), 11/15/95

MOST MINUTES, NON-OVERTIME GAME (NBA ONLY)

48	17 times, last by A. Iverson @ G.S., 4/10/08

COMPLETE GAMES

MOST COMPLETE GAMES, CAREER

6	Dale Ellis, 1994-97
3	Allen Iverson, 2006-09
3	Dikembe Mutombo, 1991-96
2	Antonio McDyess, 1995-97; '98-02
1	James Posey, 1999-03
1	Mark Jackson, 1996-97
1	Ervin Johnson, 1996-97

MOST COMPLETE GAMES, SEASON

6	Dale Ellis, 1996-97
3	Allen Iverson, 2007-08
3	Dikembe Mutombo, 1994-95
1	James Posey, 2002-03
1	Antonio McDyess, 1998-99
1	Mark Jackson, 1996-97
1	Ervin Johnson, 1996-97
1	Antonio McDyess, 1996-97

SCORING

MOST POINTS, CAREER

21,645	Alex English, 1979-90
16,589	Dan Issel, 1975-85
13,970	Carmelo Anthony, 2003-11
11,992	David Thompson, 1975-82
10,130	Ralph Simpson, 1970-76; '77-78

HIGHEST AVERAGE, POINTS PER GAME, CAREER (MINIMUM 200 GAMES)

25.9	Alex English, 1979-90
25.4	Larry Jones (ABA), 1967-70
24.8	Carmelo Anthony, 2003-11
24.1	David Thompson, 1975-82
23.3	Kiki Vandeweghe, 1980-84

SCORING (CONT.)

MOST POINTS, SEASON

2,519	Spencer Haywood (ABA), 1969-70
2,414	Alex English, 1985-86
2,345	Alex English, 1986-87
2,326	Alex English, 1982-83
2,300	Ralph Simpson (ABA), 1971-72

HIGHEST AVERAGE, POINTS PER GAME, SEASON

30.0	Spencer Haywood (ABA), 1969-70
29.8	Alex English, 1985-86
29.4	Kiki Vandeweghe, 1983-84
28.9	Carmelo Anthony, 2006-07
28.6	Alex English, 1986-87

MOST POINTS, ROOKIE, SEASON (NBA ONLY)

1,725	Carmelo Anthony, 2003-04
1,205	LaPhonso Ellis, 1992-93
1,177	Dikembe Mutombo, 1991-92

HIGHEST AVG., POINTS PER GAME, ROOKIE, SEASON (NBA ONLY)

21.0	Carmelo Anthony, 2003-04
16.6	Dikembe Mutombo, 1991-92
14.7	LaPhonso Ellis, 1992-93

MOST SEASONS, 2,000 OR MORE POINTS

8	Alex English, 1981-89
3	David Thompson, 1975-78
2	Kiki Vandeweghe, 1982-84

MOST CONSECUTIVE SEASONS, 2,000 OR MORE PTS.

8	Alex English, 1981-89
3	David Thompson, 1975-78
2	Kiki Vandeweghe, 1982-84

MOST SEASONS, 1,000 OR MORE POINTS

10	Alex English, 1980-90
9	Dan Issel, 1975-84
8	Carmelo Anthony, 2003-11
6	Fat Lever, 1984-90
6	Ralph Simpson, 1970-76

MOST CONSECUTIVE SEASONS, 1,000 OR MORE PTS.

10	Alex English, 1980-90
9	Dan Issel, 1975-84
8	Carmelo Anthony, 2003-11
6	Fat Lever, 1984-90
6	Ralph Simpson, 1970-76

MOST POINTS, GAME

73	David Thompson @ Detroit, 4/9/78
54	Michael Adams vs. Mil. (OT), 3/23/91
54	Alex English vs. Houston, 11/19/85
51	Allen Iverson vs. L.A. Lakers, 12/5/07
51	Mahmoud Abdul-Rauf @ Utah, 12/7/95
51	Alex English @ Miami (2OT), 3/10/89
51	Kiki Vandeweghe vs. Detroit (3OT), 12/13/83
50	Carmelo Anthony vs. Houston, 2/7/11

SCORING (CONT.)

MOST POINTS, ROOKIE, GAME

41	Carmelo Anthony vs. Seattle, 3/30/04
39	Carmelo Anthony vs. Portland, 2/2/04
39	Dikembe Mutombo @ Minnesota, 2/3/92
37	Carmelo Anthony vs. Houston, 12/26/03
37	Michael Porter Jr. @ Oklahoma City, 8/3/20*

*Orlando Bubble Due to COVID-19

MOST GAMES, 50 OR MORE POINTS, CAREER

2	Carmelo Anthony, 2003-11
2	Alex English, 1979-90
2	Kiki Vandeweghe, 1980-84

MOST GAMES, 50 OR MORE POINTS, SEASON

2	Kiki Vandeweghe, 1983-84

MOST GAMES, 40 OR MORE POINTS, CAREER

33	Alex English, 1979-80
19	Carmelo Anthony, 2003-11
17	David Thompson, 1975-82
11	Kiki Vandeweghe, 1980-84
6	Michael Adams, 1987-91
4	Nikola Jokic, 2017-20

MOST GAMES, 40 OR MORE POINTS, SEASON

8	Alex English, 1985-86
8	Kiki Vandeweghe, 1983-84
7	Carmelo Anthony, 2009-10
7	David Thompson, 1977-78
6	Michael Adams, 1990-91
6	Alex English, 1986-87

MOST CONSECUTIVE GAMES, 40 OR MORE POINTS

2	Carmelo Anthony, 10/29/09 (41) - 11/1/09 (42)
2	Michael Adams, 1/29/91 (41) - 1/31/91 (45)
2	Alex English, 11/8/84 (45) - 11/10/84 (44)
2	Alex English, 12/23/82 (43) - 12/27/82 (41)
2	Kiki Vandeweghe, 12/30/82 (40) - 1/1/83 (49)

MOST GAMES, 30 OR MORE POINTS, CAREER

273	Alex English, 1979-90
163	Carmelo Anthony, 2003-11
101	David Thompson, 1975-82
86	Dan Issel, 1975-85
80	Kiki Vandeweghe, 1980-84

MOST GAMES, 30 OR MORE POINTS, SEASON

44	Alex English, 1985-86
42	Alex English, 1986-87
42	Kiki Vandeweghe, 1983-84
37	Alex English, 1982-83
34	Carmelo Anthony, 2006-07
34	Alex English, 1984-85

MOST CONSECUTIVE GAMES, 30 OR MORE POINTS

6	Alex English, 11/13 - 11/24/82
6	Carmelo Anthony, 11/22 - 12/2/06
6	Carmelo Anthony, 11/8 - 11/18/06
5	Carmelo Anthony, 12/8 - 12/16/09
5	Michael Adams, 1/24 - 2/2/91
5	Alex English, 11/12 - 11/21/85
5	Kiki Vandeweghe, 12/30/82 - 1/5/83
5	David Thompson, 11/1 - 11/8/80

SCORING (CONT.)

MOST CONSECUTIVE GAMES, 10 OR MORE POINTS

222	Carmelo Anthony, 12/2/05 - 11/29/08
200	Alex English, 2/3/87 - 11/9/89
160	Alex English, 2/6/80 - 2/24/82
147	David Thompson, 12/23/76 - 11/14/78
134	Carmelo Anthony, 12/2/08 - 11/26/10

MOST POINTS, ONE HALF

53	David Thompson @ Detroit (1st), 4/9/78

MOST POINTS, ONE QUARTER

33	Carmelo Anthony vs. Minnesota (3rd), 12/10/08
32	David Thompson @ Detroit (1st), 4/9/78

MOST POINTS, OVERTIME PERIOD

15	Earl Boykins @ Sea., 1/18/05

FIELD GOAL PERCENTAGE

HIGHEST FG PERCENTAGE, CAREER (MINIMUM 1,000 MADE)

.583	Bobby Jones (1,980-3,394),1974-78
.560	Nenê, (2,566-4,584), 2002-12
.544	Kenneth Faried (2,034-3,744), 2011-18
.541	Kiki Vandeweghe (2,671-4,937), 1980-84
.524	Nikola Jokic (2,486-4,741), 2015-Pres.
.523	Dikembe Mutombo (1,824-3,489), 1991-96

HIGHEST FG PERCENTAGE, SEASON (MINIMUM 350 MADE)

.615	Nenê (405-654), 2010-11
.604	Bobby Jones (529-876), 1974-75 (ABA)
.604	Nenê (428-709), 2008-09
.587	Nenê (421-717), 2009-10
.581	Bobby Jones (510-878), 1975-76 (ABA)

HIGHEST FG PERCENTAGE, ROOKIE, SEASON (MINIMUM 200 MADE, NBA ONLY)

.519	Nenê (321-619), 2002-03
.515	Ty Lawson (201-390), 2009-10
.512	Nikola Jokic (307-600), 2015-16
.504	LaPhonso Ellis (483-958), 1992-93
.493	Dikembe Mutombo (428-869), 1991-92

MOST FIELD GOALS MADE, NONE MISSED, GAME

12	Nenê vs. Utah, 1/25/09
12	Bobby Jones vs. Golden State, 3/15/78

MOST FIELD GOAL ATTEMPTS, NONE MADE, GAME

13	Gary Harris @ Utah, 2/5/20
12	Ty Lawson @ Atlanta, 3/15/14
12	Paul Silas vs. Indiana, 11/27/76
11	Yakhouba Diawara vs. Dallas, 12/31/06
11	Andre Miller @ LAC, 11/2/06

FIELD GOALS MADE

MOST FIELD GOALS, CAREER

8,953	Alex English, 1979-90
6,176	Dan Issel, 1975-85
4,989	Carmelo Anthony, 2003-11
4,486	David Thompson, 1975-82
4,095	Ralph Simpson, 1970-76

FIELD GOALS MADE (CONT.)

MOST FIELD GOALS, SEASON

986	Spencer Haywood (ABA), 1969-70
965	Alex English, 1986-87
959	Alex English, 1982-83
951	Alex English, 1985-86
939	Alex English, 1984-85

MOST CONSECUTIVE FGM, NO MISSES, SEASON

17	Bobby Jones, 12/21 - 12/23/76

MOST FIELD GOALS, GAME

28	David Thompson @ Detroit, 4/9/78

MOST FIELD GOALS, ONE HALF

20	David Thompson @ Detroit (1st), 4/9/78

MOST FIELD GOALS, ONE QUARTER

13	David Thompson @ Detroit (1st), 4/9/78

FIELD GOAL ATTEMPTS

MOST FIELD GOAL ATTEMPTS, CAREER

17,604	Alex English, 1979-90
12,183	Dan Issel, 1975-85
10,877	Carmelo Anthony, 2003-11
8,988	Ralph Simpson, 1970-76; '77-78
8,842	David Thompson, 1975-82

MOST FIELD GOAL ATTEMPTS, SEASON

2,000	Ralph Simpson (ABA, 1971-72
1,998	Spencer Haywood (ABA), 1969-70
1,920	Alex English, 1986-87
1,888	Alex English, 1985-86
1,881	Alex English, 1988-89

MOST FIELD GOAL ATTEMPTS, GAME

38	David Thompson @ Detroit, 4/9/78

3-POINT FG PERCENTAGE

HIGHEST THREE-POINT FG PERCENTAGE, CAREER (MINIMUM 150 MADE)

.399	Arron Afflalo (383-961), 2009-12; 2014-15
.398	Monte Morris (159-400), 2017-Pres.
.392	Chauncey Billups (514-1,311), 1998-00; 2008 - 11
.388	Dale Ellis (448-1,155), 1994-97
.382	Malik Beasley (258-676), 2016-20
.382	J.R. Smith (768-2,010), 2006-11

HIGHEST THREE-POINT FG PERCENTAGE, SEASON (MINIMUM 50 MADE)

.453	Darrell Arthur (53-117), 2016-17
.441	Chauncey Billups (105-238), 2010-11
.435	Paul Millsap (54-124), 2019-20
.434	Arron Afflalo (108-249), 2009-10
.434	Raef LaFrentz (75-173), 2001-02

MOST THREE-POINT FGM, NONE MISSED, GAME

6	Chauncey Billups @ Minnesota, 12/29/10
5	9 times, last by Will Barton @ LA Lakers, 1/17/17

3-POINT FG PERCENTAGE (CONT.)

MOST THREE-POINT FGA, NONE MADE, GAME

9	Will Barton @ Atlanta, 2/8/17
8	Michael Adams vs. Indiana, 3/17/91
8	Michael Adams vs. Washington, 2/15/89
8	Nikola Jokic vs. Atlanta, 1/10/18
8	Will Barton @ Oklahoma City, 12/18/17

3-POINT FG MAKES

MOST THREE-POINT FIELD GOALS, CAREER

768	J.R. Smith, 2006-11
630	Michael Adams, 1987-91
549	Will Barton, 2015-Pres.
544	Jamal Murray, 2016-Pres.
541	Gary Harris, 2014-Pres.

MOST THREE-POINT FIELD GOALS, SEASON

192	Dale Ellis, 1996-97
189	Randy Foye, 2013-14
180	J.R. Smith, 2008-09
167	Michael Adams, 1990-91
166	Michael Adams, 1988-89
165	Jamal Murray, 2017-18

MOST THREE-POINT FIELD GOALS, GAME

11	J.R. Smith vs. Sacramento, 4/13/09
10	Ty Lawson vs. Minnesota, 4/9/11
10	J.R. Smith vs. Atlanta, 12/23/09
9	5 times, last by Jamal Murray at Phx, 12/29/18

MOST CONSECUTIVE GAMES, THREE-POINT FGM

79	Michael Adams, 1/28/88 - 1/23/89 (43 games in '87-88 and 36 games in '88-89)

MOST THREE-POINT FIELD GOALS MADE, ONE HALF

7	Ty Lawson vs. Minnesota (2nd), 4/9/11
7	J.R. Smith @ Memphis, 3/24/08
7	J.R. Smith @ Chicago, 2/22/08
7	J.R. Smith vs. Miami, 12/8/06
7	Michael Adams vs. Milwaukee (2nd), 1/21/89
7	John Roche vs. Seattle (2nd), 1/9/82

MOST THREE-POINT FGM, ONE QUARTER

7	Ty Lawson vs. Minnesota (3rd), 4/9/11
7	J.R. Smith @ Memphis (4th), 3/24/08
7	J.R. Smith @ Chicago (4th), 2/22/08
7	John Roche vs. Seattle (4th), 1/9/82
5	3 times, last byJ.R. Smith vs. Sac. (4th), 4/13/09

3-POINT FG ATTEMPTS

MOST THREE-POINT FIELD GOAL ATTEMPTS, CAREER

2,010	J.R. Smith, 2006-11
1,841	Michael Adams, 1987-91
1,542	Wilson Chandler, 2011-18
1,533	Will Barton, 2015-Pres.
1,518	Jamal Murray, 2016-Pres.

MOST THREE-POINT FIELD GOAL ATTEMPTS, SEASON

564	Michael Adams, 1990-91
528	Dale Ellis, 1996-97
498	Randy Foye, 2013-14
467	J.R. Smith, 2009-10
466	Michael Adams, 1988-89

3-POINT FG ATTEMPTS (CONT.)

MOST THREE-POINT FIELD GOAL ATTEMPTS, GAME

20	Michael Adams @ L.A. Clippers, 4/12/91

MOST THREE-POINT FGA, ONE HALF

13	Michael Adams @ L.A. Clippers (2nd), 4/12/91

FREE THROW PERCENTAGE

HIGHEST FREE THROW PERCENTAGE, CAREER (MINIMUM 500 MADE)

.916	Mahmoud Abdul-Rauf (898-980), 1990-96
.912	Chauncey Billups (1,334-1,463), 1998-00; '08-11
.899	Earl Boykins (692-770), 2003-07
.896	Walter Davis (550-614), 1988-92
.880	Jamal Murray (687-781), 2016-pres.

HIGHEST FREE THROW PERCENTAGE, SEASON (MINIMUM 140 MADE)

.956	Mahmoud Abdul-Rauf (219-229), 1993-94
.935	Mahmoud Abdul-Rauf (217-235), 1992-93
.930	Mahmoud Abdul-Rauf (146-157), 1995-96
.923	Chauncey Billups (265-287), 2010-11
.921	Earl Boykins (279-303), 2004-05
.913	Chauncey Billups (409-448), 2008-09

HIGHEST FT PERCENTAGE, ROOKIE SEASON (MINIMUM 90 MADE)

.883	Jamal Murray, (106-120), 2016-17
.832	Bryant Stith (99-119), 1992-93
.818	Kiki Vandeweghe (130-159), 1980-81
.814	Bobby Jackson (149-183), 1997-98
.811	Nikola Jokic (154-190), 2015-16

MOST FREE THROWS MADE, NONE MISSED, GAME

18	Danilo Gallinari vs. Chicago, 2/5/16
18	Dan Schayes vs. Houston, 4/15/88
17	Chauncey Billups vs. Milwaukee, 3/20/10
17	Carmelo Anthony @ Golden State, 11/22/10
17	Michael Adams vs. Seattle, 4/7/91

FREE THROWS MADE

MOST FREE THROWS MADE, CAREER

4,217	Dan Issel, 1975-85
3,721	Alex English, 1979-90
3,582	Carmelo Anthony, 2003-11
2,996	David Thompson, 1975-82
1,908	Ralph Simpson, 1970-76; '77-78

MOST FREE THROWS MADE, SEASON

645	Allen Iverson, 2007-08
606	Larry Cannon, 1970-71 (ABA)
591	Larry Jones, 1968-69 (ABA)
579	Larry Jones, 1969-70 (ABA)
573	Carmelo Anthony, 2005-06

MOST CONSECUTIVE FREE THROWS MADE

81	Mahmoud Abdul-Rauf, 3/15 - 11/16/93

FREE THROWS MADE (CONT.)

MOST FREE THROWS MADE, GAME

21	Larry Cannon (ABA) vs. Virginia, 12/26/70
20	David Thompson @ N.O. Jazz, 4/10/77
19	Carmelo Anthony vs. Houston, 12/16/09
19	Carmelo Anthony @ Chicago, 1/16/06
19	Carmelo Anthony @ Atlanta, 12/18/05

MOST FREE THROWS MADE, QUARTER

14	Johnny Newman vs. Boston (4th), 2/10/98

FREE THROWS ATTEMPTED

MOST FREE THROW ATTEMPTS, CAREER

5,277	Dan Issel, 1975-85
4,462	Carmelo Anthony, 2003-11
4,428	Alex English, 1979-90
3,844	David Thompson, 1975-82
2,556	Nenê Hilario, 2002-12

MOST FREE THROW ATTEMPTS, SEASON

797	Allen Iverson, 2007-08
765	George McGinnis, 1978-79
763	Larry Cannon (ABA), 1970-71
760	Larry Jones (ABA), 1968-69
732	Larry Jones (ABA), 1969-70

MOST FREE THROW ATTEMPTS, GAME

27	Larry Cannon (ABA) vs. Virginia, 12/26/70
24	Carmelo Anthony @ Atlanta (OT), 12/18/05
23	Dan Issel vs. New Jersey, 1/31/80
23	George McGinnis vs. Phoenix, 10/25/78
22	Carmelo Anthony @ Washington, 11/22/05

MOST FREE THROW ATTEMPTS, QUARTER

16	Johnny Newman vs. Boston (4th), 2/10/98

REBOUNDS

MOST REBOUNDS, CAREER

6,630	Dan Issel, 1975-85
5,261	Byron Beck, 1967-77
4,811	Dikembe Mutombo, 1991-96
4,686	Alex English, 1979-90
4,547	Julius Keye, 1969-74

HIGHEST AVERAGE, REBOUNDS PER GAME, CAREER

12.3	Dikembe Mutombo (4,811/391), 1991-96
11.2	Julius Keye (4,547/406), 1969-74
11.1	Marcus Camby (4,117/372), 2002-08
11.0	George McGinnis (1,326/121), 1979-80
9.6	Nikola Jokic (3,657/381), 2015-Pres.

MOST REBOUNDS, SEASON

1,637	Spencer Haywood (ABA), 1969-70
1,454	Julius Keye (ABA), 1970-71
1,070	Dikembe Mutombo, 1992-93
1,037	Marcus Camby, 2007-08
1,029	Dikembe Mutombo, 1994-95

MOST REBOUNDS, ROOKIE, SEASON (NBA ONLY)

870	Dikembe Mutombo, 1991-92
744	LaPhonso Ellis, 1992-93
572	Antonio McDyess, 1995-96

REBOUNDS (CONT.)

HIGHEST AVERAGE, REBOUNDS PER GAME, SEASON

13.1	Marcus Camby, 2007-08
13.0	Dikembe Mutombo, 1992-93
12.5	Dikembe Mutombo, 1994-95
12.3	Dikembe Mutombo, 1991-92
12.1	Antonio McDyess, 2000-01

MOST REBOUNDS, GAME

31	Dikembe Mutombo vs. Char. (2OT), 3/26/96
31	Spencer Haywood (ABA) vs. Ky., 11/13/69
29	Timofey Mozgov @ Golden State, 4/10/14
26	Ervin Johnson @ Dallas, 4/19/97
26	Dikembe Mutombo @ LAL (OT), 11/11/94

MOST REBOUNDS, ROOKIE, GAME

22	Dikembe Mutombo vs Golden St., 12/26/91
21	Dikembe Mutombo @ Minnesota, 2/3/92
20	Dikembe Mutombo vs. Charlotte, 11/26/91
19	Dikembe Mutombo vs. Dallas, 2/14/92
19	Dikembe Mutombo @ Sacramento, 1/21/92

MOST REBOUNDS, ONE HALF

19	Spencer Haywood (ABA) vs Indiana, 2/1/70
18	Marcus Camby vs. Chi. (1st), 1/28/04
16	4 times, last by Marcus Camby vs. Ind. (2nd), 3/3/05

OFFENSIVE REBOUNDS

MOST OFFENSIVE REBOUNDS, CAREER

2,038	Alex English, 1979-90
1,989	Dan Issel, 1975-85
1,635	Byron Beck, 1967-77
1,514	Dikembe Mutombo, 1991-96
1,373	Julius Keye, 1969-74

MOST OFFENSIVE REBOUNDS, SEASON

533	Spencer Haywood (ABA), 1969-70
370	Julius Keye (ABA), 1970-71
344	Dikembe Mutombo, 1992-93
337	Greg Anderson, 1991-92
319	Dikembe Mutombo, 1994-95

MOST OFFENSIVE REBOUNDS, GAME

15	J.J. Hickson, vs. Portland, 2/25/14
15	Spencer Haywood (ABA) @ Kentucky, 2/12/70
13	Dikembe Mutombo @ Minnesota, 2/3/92
13	Jerome Lane vs. San Antonio, 4/19/91
13	Jerome Lane @ Houston, 4/21/91

DEFENSIVE REBOUNDS

MOST DEFENSIVE REBOUNDS, CAREER

4,641	Dan Issel, 1975-85
3,478	Byron Beck, 1967-77
3,297	Dikembe Mutombo, 1991-96
3,174	Marcus Camby, 2002-08
3,147	Julius Keye, 1969-74

MOST DEFENSIVE REBOUNDS, SEASON

1,104	Spencer Haywood (ABA), 1969-70
1,084	Julius Keye (ABA), 1970-71
807	Marcus Camby, 2007-08
726	Dikembe Mutombo, 1992-93
710	Dikembe Mutombo, 1994-95

DEFENSIVE REBOUNDS (CONT.)

MOST DEFENSIVE REBOUNDS, GAME

26	Julius Keye (ABA) @ Pittsburgh, 2/6/71
23	Dikembe Mutombo vs. Charlotte (2OT), 3/26/96
22	Ervin Johnson vs. Sacramento, 12/18/96
20	Marcus Camby vs. Atlanta, 1/23/08
20	Ervin Johnson @ Dallas, 4/19/97

ASSISTS

MOST ASSISTS, CAREER

3,679	Alex English, 1979-90
3,566	Fat Lever, 1984-90
2,978	Andre Miller, 2003-06, 2011-2014
2,745	Ty Lawson, 2010-15
2,181	Michael Adams, 1987-91
2,098	Nikola Jokic, 2015-Pres.

HIGHEST AVERAGE, ASSISTS PER GAME, CAREER

8.4	Nick Van Exel (2,047/245), 1998-02
7.5	Fat Lever (3,566/474), 1984-90
7.2	Michael Adams (2,181/304), 1987-91
7.1	Allen Iverson (965/135), 2006-08

MOST ASSISTS, SEASON

720	Ty Lawson, 2014-15
714	Nick Van Exel, 1999-00
693	Michael Adams, 1990-91
674	Andre Miller, 2005-06
654	Fat Lever, 1986-87

MOST ASSISTS, ROOKIE, SEASON (NBA ONLY)

389	Jalen Rose, 1994-95
372	Emmanuel Mudiay, 2015-16
361	Rob Williams, 1982-83

HIGHEST AVERAGE, ASSISTS PER GAME, SEASON (MINIMUM 50 GAMES)

12.3	Mark Jackson, 1996-97
10.5	Michael Adams, 1990-91
9.6	Ty Lawson, 2014-15
9.0	Nick Van Exel, 1999-00
8.8	Ty Lawson, 2013-14

MOST ASSISTS, GAME

23	Fat Lever @ Golden State, 4/21/89
23	Larry Brown (ABA) vs. Pittsburgh, 2/20/72
22	George McCloud @ Chicago, 3/26/01
22	Mark Jackson vs. New Jersey, 1/20/97

MOST ASSISTS, ROOKIE, GAME

16	Jalen Rose vs. Sacramento, 3/16/95
14	Bobby Jackson vs. Boston, 2/10/98
13	5 times, last by Jalen Rose vs. San Antonio, 4/16/95

MOST ASSISTS, ONE HALF

18	Larry Brown (ABA) vs. Pittsburgh, 2/20/72
16	Fat Lever @ Golden St. (2nd), 4/21/89
14	Mark Jackson vs. New Jersey (1st), 1/20/97

MOST ASSISTS, ONE QUARTER

12	Mark Jackson vs. New Jersey (1st), 1/20/97

PERSONAL FOULS

MOST PERSONAL FOULS, CAREER

2,288	Dan Issel, 1975-85
2,288	Alex English, 1979-90
2,267	Byron Beck, 1967-77
1,922	Dan Schayes, 1982-90
1,864	Nenê, 2003-12

MOST PERSONAL FOULS, SEASON

346	Julius Keye (ABA), 1971-72
323	Dan Schayes, 1987-88
321	George McGinnis, 1978-79
320	Dan Schayes, 1988-89
317	Julius Keye (ABA), 1970-71

DISQUALIFICATIONS

MOST DISQUALIFICATIONS, CAREER

51	Byron Beck, 1967-77*
44	Dan Schayes, 1982-90
35	Blair Rasmussen, 1985-91
32	Dan Issel, 1975-85*
32	Antonio McDyess, 1995-97; '98-02

*ABA did not keep stat every year

MOST DISQUALIFICATIONS, SEASON

16	George McGinnis, 1978-79
15	Blair Rasmussen, 1990-91
12	Antonio McDyess, 1999-00
10	Blair Rasmussen, 1989-90
10	George McGinnis, 1979-80

STEALS

MOST STEALS, CAREER

1,167	Fat Lever, 1984-90
1,070	T.R. Dunn, 1980-88; 89-91
854	Alex English, 1979-90
798	Dan Issel, 1975-85
694	Nenê, 2003-12

HIGHEST AVERAGE, STEALS PER GAME, CAREER

2.46	Fat Lever, 1984-90
2.08	Warren Jabali, 1972-74
2.04	Bobby Jones, 1974-78
1.98	Michael Adams, 1987-91
1.96	Roland Taylor, 1974-75; '76-77

MOST STEALS, SEASON

223	Fat Lever, 1987-88
202	Fat Lever, 1984-85
201	Fat Lever, 1986-87
195	Fat Lever, 1988-89
186	Bobby Jones, 1976-77

HIGHEST AVERAGE, STEALS PER GAME, SEASON

2.75	Fat Lever, 1988-89
2.72	Fat Lever, 1987-88
2.46	Fat Lever, 1984-85
2.45	Fat Lever, 1986-87
2.28	Fat Lever, 1985-86

STEALS (CONT.)

MOST STEALS, ROOKIE, SEASON (NBA ONLY)

154	Mark Macon, 1991-92
127	Nenê, 2002-03
105	Bobby Jackson, 1997-98
98	James Posey, 1999-00

HIGHEST AVERAGE, SPG, ROOKIE, SEASON (NBA ONLY)

2.03	Mark Macon, 1991-92

MOST STEALS, GAME

10	Fat Lever vs. Indiana, 3/9/85

MOST STEALS, ONE HALF

8	Fat Lever vs. Indiana (2nd), 3/9/85
8	Rob Williams @ New Jersey, 2/17/83

MOST STEALS, ONE QUARTER

8	Fat Lever vs. Indiana (3rd), 3/9/85

BLOCKED SHOTS

MOST BLOCKED SHOTS, CAREER

1,486	Dikembe Mutombo, 1991-96
1,126	Marcus Camby, 2002-08
830	Wayne Cooper, 1984-89
625	Bobby Jones, 1974-78
624	Alex English, 1979-90

HIGHEST AVERAGE, BPG, CAREER

3.81	Dikembe Mutombo, 1991-96
3.03	Marcus Camby, 2002-08
2.77	Ervin Johnson, 1996-97
2.50	Raef LaFrentz, 1998-02
2.36	Wayne Cooper, 1984-89

MOST BLOCKED SHOTS, SEASON

336	Dikembe Mutombo, 1993-94
332	Dikembe Mutombo, 1995-96
321	Dikembe Mutombo, 1994-95
287	Dikembe Mutombo, 1992-93
285	Marcus Camby, 2007-08

HIGHEST AVERAGE, BPG, SEASON

4.49	Dikembe Mutombo, 1995-96
4.10	Dikembe Mutombo, 1993-94
3.91	Dikembe Mutombo, 1994-95
3.61	Marcus Camby, 2007-08
3.50	Dikembe Mutombo, 1992-93

MOST BLOCKED SHOTS, ROOKIE, SEASON

210	Dikembe Mutombo, 1991-92
114	Antonio McDyess, 1995-96
111	LaPhonso Ellis, 1992-93

MOST BLOCKED SHOTS, GAME

12	Dikembe Mutombo vs. LA Clippers, 4/18/93
12	Julius Keye, (ABA) vs. Virginia Squires, 12/14/72

TURNOVERS

MOST TURNOVERS, CAREER

2,263	Alex English, 1979-90
1,726	Carmelo Anthony, 2003-11
1,653	Ralph Simpson, 1970-76; '77-78
1,481	Dan Issel, 1975-85
1,189	David Thompson, 1975-82

MOST TURNOVERS, SEASON

360	Ralph Simpson (ABA), 1975-76
346	George McGinnis, 1978-79
346	Larry Cannon (ABA), 1970-71
314	Ralph Simpson (ABA), 1974-75
302	Warren Jabali (ABA), 1972-73

MOST TURNOVERS, GAME

13	Warren Jabali (ABA) vs. Carolina, 11/20/70
11	Emmanuel Mudiay at Houston, 10/28/15
10	Carmelo Anthony vs. Chicago, 11/21/06
10	Andre Miller @ Golden State, 1/17/05
10	Michael Adams, at Chicago, 3/18/91
10	Rob Williams, vs. Detroit, 3/25/83

DOUBLE-DOUBLES

MOST DOUBLE-DOUBLES, CAREER

227	Dikembe Mutombo, 1991-96
220	Dan Issel, 1975-85
198	Fat Lever, 1984-90
192	Nikola Jokic, 2015-pres.
150	Antonio McDyess, 1995-97; '98-02

MOST DOUBLE-DOUBLES, SEASON

58	Dikembe Mutombo, 1992-93
56	Nikola Jokic, 2018-19
51	Antonio McDyess, 2000-01
50	Dikembe Mutombo, 1991-92
47	George McGinnis, 1978-79

TRIPLE-DOUBLES

MOST TRIPLE-DOUBLES, CAREER

43	Fat Lever, 1985-90
41	Nikola Jokic, 2015-pres.

MOST TRIPLE-DOUBLES, SEASON

16	Fat Lever, 1986-87
13	Nikola Jokic, 2019-20
12	Nikola Jokic, 2018-19
11	Fat Lever, 1987-88
10	Nikola Jokic, 2017-18

SCORING (NBA ONLY)

HIGHEST AVERAGE, POINTS PER GAME, SEASON

126.5	1981-82
123.7	1983-84
123.2	1982-83

LOWEST AVERAGE, POINTS PER GAME, SEASON

84.2	2002-03
89.0	1997-98
92.2	2001-02

MOST CONSECUTIVE GAMES, 100 OR MORE POINTS

136	1/21/81 - 12/8/82
75	12/2/86 - 11/20/87
68	12/5/84 - 10/29/85

MOST CONSECUTIVE GAMES, 100 OR MORE POINTS, SEASON

82	1981-82
66	1986-87
64	1984-85

MOST CONSECUTIVE GAMES, FEWER THAN 100 POINTS, SEASON

23	10/30 - 12/13/02
21	12/16/02 - 1/28/03
20	2/15 - 3/24/03
20	2/12 - 3/17/98

MOST POINTS, GAME

184	vs. Detroit (3OT), 12/13/83
168	vs. Seattle, 3/16/08
163	vs. San Antonio, 1/11/84
162	vs. Portland, 2/13/81

FEWEST POINTS, GAME

53	@ Detroit, 11/16/02
58	@ Boston, 1/24/03
60	@ Indiana, 11/4/03

MOST POINTS, HALF

90	@ San Antonio (1st), 11/7/90
86	vs. Portland (1st), 11/20/86
84	vs. Seattle (2nd), 3/16/08
84	vs. Seattle (1st), 3/16/08

FEWEST POINTS, HALF

22	@ Philadelphia (1st), 12/16/02
22	@ San Antonio (1st), 11/27/02
22	@ Portland (1st), 4/16/97

MOST POINTS, QUARTER

51	vs. San Diego (3rd), 1/6/82
49	@ Portland (4th), 2/10/84
48	6 times, last vs. Houston (1st), 2/1/19

FEWEST POINTS, QUARTER

3	@ San Antonio (1st), 11/27/02
5	@ Dallas (3rd), 11/28/15
7	4 times, last @ Indiana (3rd), 11/4/03

SCORING (NBA ONLY) (CONT.)

LARGEST MARGIN OF VICTORY, GAME

52	vs. Seattle, 3/16/08 (168-116)
46	vs. LA Clippers, 11/6/87 (139-93)
42	@ Seattle, 2/27/08 (138-96)

LARGEST MARGIN OF DEFEAT, GAME

48	@ Milwaukee, 3/26/80 (95-143)
47	@ Seattle, 1/15/91 (99-146)
45	@ Golden State, 11/7/81 (107-152)

OVERTIME

MOST POINTS, OVERTIME PERIOD

23	@ Phoenix, 12/23/96
21	@ Golden State, 1/16/20
21	@ Seattle, 1/18/05

MOST POINTS ALLOWED, OVERTIME PERIOD

21	@ New Jersey, 12/16/05

FEWEST POINTS, OVERTIME PERIOD

0	vs. Charlotte, 1/13/97
2	@ Indiana, 12/10/17
4	@ Dallas, 12/30/89

FEWEST POINTS ALLOWED, OVERTIME PERIOD

2	vs. Charlotte, 1/13/97
3	@ Memphis, 2/25/05

LARGEST MARGIN OF VICTORY, OVERTIME GAME

10	@ LA Clippers, 10/31/08 (113-103)
10	vs. Portland, 4/10/04 (110-100)
10	@ Phoenix (3OT), 11/15/95 (137-127)
9	@ Minnesota (2OT), 1/3/95 (108-99)

LARGEST MARGIN OF DEFEAT, OVERTIME GAME

10	@ Indiana, 12/10/17 (116-126)
9	@ New Jersey, 12/16/05 (106-115)
8	@ Miami, 3/19/18 (141-149)
8	vs. Minnesota, 2/5/00 (97-105)
8	vs. Indiana, 2/7/90 (130-138)

FIELD GOAL PERCENTAGE

HIGHEST FIELD-GOAL PERCENTAGE, SEASON

.520	(3,980-7,656) 1981-82
.494	(3,951-7,999) 1982-83
.493	(3,935-7,983) 1983-84

LOWEST FIELD-GOAL PERCENTAGE, SEASON

.411	(2,689-6,544) 2002-03
.417	(2,677-6,412) 1997-98
.421	(1,681-3,989) 1998-99

HIGHEST FIELD-GOAL PERCENTAGE, GAME

.670	@ Seattle (59-88), 2/27/08
.667	@ New Jersey (46-69), 10/20/78
.663	vs. San Antonio (57-86), 1/2/77

FIELD GOAL PCT. (CONT.)

LOWEST FIELD-GOAL PERCENTAGE, GAME

.263	@ Phoenix (20-76), 4/1/03
.274	@ Portland (20-73), 11/23/96
.284	@ Portland (21-74), 4/16/97

FIELD GOALS MADE

MOST FIELD GOALS, SEASON

3,980	1981-82
3,951	1982-83
3,935	1983-84

FEWEST FIELD GOALS, SEASON

1,681	1998-99 (Shortened season)
2,572	2011-12 (Shortened season)
2,677	1997-98

MOST FIELD GOALS, GAME

68	vs. Detroit (3OT), 12/13/83
64	@ LA Lakers, 11/6/84
64	vs. Portland, 2/13/81

FEWEST FIELD GOALS, GAME

20	@ Phoenix, 4/1/03
20	@ Portland, 11/23/96
21	four times, last vs. NJ, 1/27/03

FIELD GOALS ATTEMPTED

MOST FIELD GOAL ATTEMPTS, SEASON

8,868	1990-91
8,140	1988-89
8,015	1989-90

FEWEST FIELD GOAL ATTEMPTS, SEASON

3,989	1998-99 (Shortened season)
5,404	2011-12 (Shortened season)
6,412	1997-98

MOST FIELD GOAL ATTEMPTS, GAME

130	vs. Golden State, 11/2/90
127	@ Boston, 12/5/90
127	vs. Houston, 1/10/91
126	vs. Philadelphia, 1/5/91

FEWEST FIELD GOAL ATTEMPTS, GAME

56	vs. New Jersey, 1/27/03
61	@ Portland, 10/29/09
61	@ Seattle, 1/3/03

3-POINT FG PERCENTAGE

HIGHEST THREE-POINT FIELD GOAL PERCENTAGE, SEASON

.388	(662-1704) 2010-11
.372	(636-1,711) 1996-97
.371	(940-2,536) 2017-18

LOWEST THREE-POINT FIELD GOAL PERCENTAGE, SEASON

.190	(24-126) 1982-83
.207	(30-145) 1980-81
.233	(71-305) 1985-86

3-POINT FG PERCENTAGE (CONT.)

HIGHEST THREE-POINT FIELD GOAL PERCENTAGE, GAME (MIN. 5 ATT)

.833	@ Houston (5-6), 4/19/90
.800	@ Miami (4-5), 12/9/88
.800	vs. New Jersey (4-5) , 1/28/93
.750	@ San Antonio (9-12), 1/31/10

3-POINT FG MAKES

MOST THREE-POINT FIELD GOALS, SEASON

940	2017-18
903	2018-19
870	2016-17

FEWEST THREE-POINT FIELD GOALS, SEASON

24	1982-83
30	1980-81
40	1981-82

MOST THREE-POINT FIELD GOALS, GAME

24	@ Milwaukee, 2/15/18
24	vs. Golden State, 2/13/17
22	@ Milwaukee, 1/31/20
21	@ New York, 5/12/19

FEWEST THREE-POINT FIELD GOALS, GAME

0	several times, last at San Antonio (0-10), 3/27/13

MOST THREE-POINT FIELD GOALS, ONE HALF

11	6 times, last vs. Milwaukee (2nd), 1/31/20

3-POINT FG ATTEMPTS

MOST THREE-POINT FIELD GOAL ATTEMPTS, SEASON

2,571	2018-19
2,536	2017-18
2,365	2016-17

FEWEST THREE-POINT FIELD GOAL ATTEMPTS, SEASON

126	1982-83
145	1980-81
149	1981-82

MOST THREE-POINT FIELD GOAL ATTEMPTS, GAME

46	@ Milwaukee, 1/31/20
45	@ Memphis, 1/28/20
44	@ Atlanta, 2/8/17

FEWEST THREE-POINT FG ATTEMPTS,GAME

0	43 times, last @ New Jersey, 11/30/91

FREE THROW PERCENTAGE

HIGHEST FREE THROW PERCENTAGE, SEASON

.818	1983-84 (2,200-2,690)
.808	1982-83 (2,179-2,696)
.804	1987-88 (1,841-2,289)

LOWEST FREE THROW PERCENTAGE, SEASON

.699	2002-03 (1,294-1,850)
.701	2012-13 (1505-2148)
.718	1993-94 (1,739-2,423)

FREE THROW PERCENTAGE (CONT.)

MOST FREE THROWS MADE, NONE MISSED, GAME

24	vs. Philadelphia, 12/26/89
21	vs. Phoenix, 4/4/97
21	@ Houston, 1/22/90

LOWEST FREE THROW PERCENTAGE, GAME

.313	@ San Antonio, 4/18/07 (5-16)
.375	@ Portland, 11/2/02 (3-8)
.375	@ Cleveland, 3/7/20 (3-8)

FREE THROWS MADE

MOST FREE THROWS MADE, SEASON

2,388	1980-81
2,371	1981-82
2,200	1983-84

FEWEST FREE THROWS MADE, SEASON

1,010	1998-99 (Shortened season)
1,185	2019-20 (COVID-19 season)
1,293	2011-12 (Shortened season)

MOST FREE THROWS MADE, GAME

51	@ San Diego, 10/29/83
51	vs. Atlanta, 1/13/81
49	@ New Orleans Jazz, 4/10/77

FEWEST FREE THROWS MADE, GAME

3	2 times, @ Cleveland, 3/7/20
4	7 times, last @ San Antonio, 3/4/19

FREE THROWS ATTEMPTED

MOST FREE THROW ATTEMPTS, SEASON

3,051	1980-81
2,978	1981-82
2,841	1978-79

FEWEST FREE THROW ATTEMPTS, SEASON

1,325	1998-99 (Shortened season)
1,526	2019-20 (COVID-19 season)
1,714	2018-19

MOST FREE THROW ATTEMPTS, GAME

65	@ New Orleans Jazz, 4/10/77
63	vs. Phoenix, 2/19/81
61	vs. Atlanta, 1/13/81
60	vs. Milwaukee, 12/30/00

FEWEST FREE THROW ATTEMPTS, GAME

4	@ San Antonio, 3/4/19
5	vs. San Antonio, 12/18/01
5	vs. Cleveland (OT), 1/16/97
6	@ San Antonio, 12/26/15

REBOUNDS

MOST REBOUNDS, SEASON

4,050	1990-91
3,988	1976-77
3,913	1977-78

REBOUNDS (CONT.)

FEWEST REBOUNDS, SEASON

2,039	1998-99 (Shortened season)
2,843	2011-12 (Shortened season)
3,197	1997-98

MOST REBOUNDS, GAME

73	vs. Philadelphia, 1/5/91
68	@ Utah, 4/12/83
67	@ LA Lakers (OT), 11/11/94

FEWEST REBOUNDS, GAME

22	@ Detroit, 3/18/08
23	@ Utah, 2/1/06
23	vs. Orlando, 1/13/98

OFFENSIVE REBOUNDS

MOST OFFENSIVE REBOUNDS, SEASON

1,520	1990-91
1,350	1991-92
1,331	1984-85

FEWEST OFFENSIVE REBOUNDS, SEASON

647	1998-99 (Shortened season)
738	2011-12 (Shortened season)
786	2019-20 (COVID-19 season)

MOST OFFENSIVE REBOUNDS, GAME

33	vs. Philadelphia, 1/5/91
33	@ Atlanta, 2/26/85
33	vs. Washington, 11/23/76

FEWEST OFFENSIVE REBOUNDS, GAME

1	vs. Portland, 12/5/96
2	@ Cleveland, 3/25/07
2	vs. New York, 1/25/18

DEFENSIVE REBOUNDS

MOST DEFENSIVE REBOUNDS, SEASON

2,837	2016-17
2,832	2018-19
2,748	2017-18

FEWEST DEFENSIVE REBOUNDS, SEASON

1,392	1998-99 (Shortened season)
2,105	2011-12 (Shortened season)
2,157	1997-98

MOST DEFENSIVE REBOUNDS, GAME

54	vs. New York Nets, 11/17/76
50	vs. Toronto, 11/18/16
50	@ Boston, 2/10/13
48	vs. Washington, 11/26/19

FEWEST DEFENSIVE REBOUNDS, GAME

14	@ Chicago, 1/14/85
15	@ Portland, 2/15/98
16	6 times, last @ Cleveland, 12/14/02

TEAM REGULAR SEASON RECORDS

ASSISTS

MOST ASSISTS, SEASON

2,482	1983-84
2,336	1982-83
2,317	1986-87

FEWEST ASSISTS, SEASON

969	1998-99 (Shortened season)
1,547	1997-98
1,553	1991-92

MOST ASSISTS, GAME

52	@ Golden State, 4/21/89
47	vs. Sacramento, 12/2/87
46	vs. Detroit, 12/13/83

FEWEST ASSISTS, GAME

7	@ Houston, 1/27/10
7	@ Miami, 2/21/04
8	@ Houston, 11/24/28
8	vs. Dallas, 11/19/91

PERSONAL FOULS

MOST PERSONAL FOULS, SEASON

2,279	1983-84
2,235	1990-91
2,184	1986-87

FEWEST PERSONAL FOULS, SEASON

1,145	1998-99 (Shortened season)
1,297	2011-12 (Shortened season)
1,485	2019-20 (COVID-19 season)

MOST PERSONAL FOULS, GAME

44	at Phoenix, 12/26/83
43	vs. Detroit, 12/13/83
42	@ Golden State, 4/22/95
42	@ LA Clippers, 1/14/87

FEWEST PERSONAL FOULS, GAME

7	vs. Orlando, 1/9/13
8	vs. Detroit, 3/12/11
9	vs. New York, 12/15/19

DISQUALIFICATIONS

MOST DISQUALIFICATIONS, SEASON

48	1978-79
46	1990-91
31	1989-90

FEWEST DISQUALIFICATIONS, SEASON

2	2011-12 (Shortened season)
6	2005-06
7	2004-05

MOST DISQUALIFICATIONS, GAME

4	vs. Detroit (3OT), 12/13/83
4	@ Atlanta, 10/21/78

STEALS

MOST STEALS, SEASON

953	1976-77
894	1984-85
856	1990-91

FEWEST STEALS, SEASON

376	1998-99 (Shortened season)
503	1996-97
521	1995-96

MOST STEALS, GAME

20	@ L.A. Clippers, 12/16/88
20	vs. L.A. Clippers, 4/23/88
20	vs. Phoenix, 10/29/85
20	vs. New Jersey, 12/2/77
20	vs. Seattle, 1/21/77

FEWEST STEALS, GAME

0	@ Sacramento, 1/6/11
0	@ Atlanta, 10/21/78

BLOCKED SHOTS

MOST BLOCKED SHOTS, SEASON

686	1993-94
618	1999-00
597	1995-96

FEWEST BLOCKED SHOTS, SEASON

275	1998-99 (Shortened season)
323	2016-17
329	1989-90

MOST BLOCKED SHOTS, GAME

19	vs. New Jersey, 11/24/87
18	vs. LA Clippers, 4/5/94
18	vs. Vancouver, 3/15/99

FEWEST BLOCKED SHOTS, GAME

0	several times, last @ Cleveland, 3/7/20

TURNOVERS

MOST TURNOVERS, SEASON

2,011	1976-77
1,748	1977-78
1,666	1983-84

FEWEST TURNOVERS, SEASON

739	1998-99 (Shortened season)
1,005	2019-20 (COVID-19 season)
1,015	2011-12 (Shortened season)

MOST TURNOVERS, GAME

38	vs. Phoenix, 10/24/80
38	@ Philadelphia (2OT), 3/9/77
38	@ Indiana, 3/16/77

FEWEST TURNOVERS, GAME

3	vs. Atlanta, 11/12/19
4	2 times, last @ Atlanta, 1/6/20

TEAM DEFENSE – SCORING

FEWEST POINTS ALLOWED, GAME

67	vs. New Orleans, 11/29/04
68	vs. Portland, 11/4/05
70	vs. L.A. Clippers, 11/22/02
70	vs. Houston, 4/16/02
70	@ Chicago, 3/24/00

FEWEST POINTS ALLOWED PER GAME, SEASON

92.4	2002-03 (7,580/82)
96.1	2003-04 (7884/82)
97.5	2004-05 (7,995/82)

MOST POINTS ALLOWED PER GAME, SEASON

130.8	1990-91 (10,723/82)
126.0	1981-82 (10,328/82)
124.8	1983-84 (10,237/82)

MOST CONSECUTIVE GAMES, FEWER THAN 100 POINTS ALLOWED, SEASON

16	2002-03 (12/30 - 1/28)
12	2002-03 (11/7 - 11/29)
8	2004-05 (11/19-12/4)
7	2003-04 (1/13 - 1/23)

MOST CONSECUTIVE GAMES, 100 OR MORE POINTS ALLOWED, SEASON

82	1990-91 (entire season)
82	1981-82 (entire season)
73	1986-87 (10/31/86 - 3/31/87) Gms 1-73

TEAM DEF. – FG PERCENTAGE

LOWEST OPPONENT FG PERCENTAGE, SEASON

.438	(3,065/7,000) 1993-94
.440	(2,966-6,738) 2008-09
.443	(2,696-6,087), 2002-03

HIGHEST OPPONENT FG PERCENTAGE, SEASON

.524	(4,265/8,142) 1981-82
.518	(4,016/7,747) 1983-84
.5119	(4,076/7,962) 1990-91
.5115	(3,775/7,379) 1984-85

TEAM DEFENSE – TURNOVERS

MOST TURNOVERS FORCED PER GAME, SEASON

23.7	(1,944/82) 1976-77
21.3	(1,744/82) 1984-85
21.2	(1,741/82) 1985-86

FEWEST TURNOVERS FORCED PER GAME, SEASON

12.0	(982/82) 2016-17
12.9	(1,057/82) 1996-97
13.1	(1,075/82) 2000-01

INDIVIDUAL - SINGLE GAME

		PLAYER	TEAM	DATE
MINUTES PLAYED	58	Raja Bell	Phoenix Suns (3OT)	1/10/06
	55	Doug Collins	at Philadelphia 76ers (3OT)	3/9/77
	Non-overtime			
	48	several times last by Harrison Barnes	Golden State Warriors	4/16/14
POINTS	55	Adrian Dantley	at Utah Jazz	2/6/81
FIELD GOALS MADE	24	Hakeem Olajuwon	at Houston Rockets	1/30/97
		Adrian Dantley	at Utah Jazz	2/6/81
FIELD GOALS ATTEMPTED	40	Hakeem Olajuwon	at Houston Rockets	1/30/97
		George Gervin	at San Antonio Spurs	1/8/80
MOST FIELD GOALS MADE, NO MISSES	10	Charles Smith	Los Angeles Clippers	4/11/92
3-POINT FIELD GOALS MADE	11	Damian Lillard	Portland Trail Blazers	8/6/20
3-POINT FIELD GOALS ATTEMPTED	18	Damian Lillard	Portland Trail Blazers	8/6/20
3-POINT FIELD GOALS MADE, NO MISSES	9	Ben Gordon	Detroit Pistons	3/21/12
FREE THROWS MADE	27	Adrian Dantley	at Utah Jazz	11/25/83
FREE THROWS ATTEMPTED	31	Adrian Dantley	at Utah Jazz	11/25/83
MOST FREE THROWS MADE, NO MISSES	15	Dominique Wilkins	Atlanta Hawks	2/4/90
		Tom Owens	at Portland Trail Blazers	12/17/78
OFFENSIVE REBOUNDS	16	Charles Barkley	Philadelphia 76ers	3/20/87
DEFENSIVE REBOUNDS	25	Herb Williams	at Indiana Pacers	1/23/89
		Swen Nater	at San Diego Clippers	12/14/79
TOTAL REBOUNDS	32	Swen Nater	at San Diego Clippers	12/14/79
ASSISTS	30*	Scott Skiles	at Orlando Magic	12/30/90
TURNOVERS	12	Sleepy Floyd	at Golden State Warriors	10/25/85
STEALS	9	Doug Christie	Toronto Raptors	2/25/97
		Rickey Green	Utah Jazz	11/10/82
BLOCKED SHOTS	12	Mark Eaton	Utah Jazz	2/5/83

*NBA Record

TEAM - SINGLE GAME

		TEAM	DATE
MINUTES PLAYED	315	5 times, last at Boston Celtics (3OT)	2/10/13
MOST POINTS - GAME	186* Non-overtime 173	Detroit Pistons (3OT) at Phoenix Suns	12/13/83 11/10/90
POINTS - HALF	107*	at Phoenix Suns (1st)	11/10/90
POINTS - QUARTER	57	at Phoenix Suns (2nd)	11/10/90
FEWEST POINTS	67	New Orleans Hornets	11/29/04
FIELD GOALS MADE	74*	Detroit Pistons (3OT)	12/13/83
FIELD GOALS ATTEMPTED	136	Detroit Pistons (3OT)	12/13/83
FIELD GOAL PERCENTAGE	.655 (55-84)	at Phoenix Suns	3/20/84
3-POINT FIELD GOALS MADE	23	Portland Trail Blazers	8/6/20
3-POINT FIELD GOALS ATTEMPTED	55	Utah Jazz (2OT)	8/8/20
FREE THROWS MADE	52	Minnesota Timberwolves	3/3/14
FREE THROWS ATTEMPTED	66	at Utah Jazz	12/23/83
MOST FREE THROWS MADE, NO MISSES	27	Los Angeles Lakers	1/30/92
OFFENSIVE REBOUNDS	37	Kansas City Kings	1/4/83
DEFENSIVE REBOUNDS	52	at San Antonio Spurs	12/19/90
TOTAL REBOUNDS	75	at Indiana Pacers Kansas City Kings	11/28/86 1/4/83
ASSISTS	52	at Seattle SuperSonics	3/18/83
TURNOVERS	39	at Phoenix Suns	10/29/85
STEALS	22	Seattle SuperSonics	3/20/97
PERSONAL FOULS	46	Indiana Pacers	12/28/82
BLOCKED SHOTS	22	at New Jersey Nets	12/12/91

*NBA Record

NUGGETS & OPPONENTS ALL-TIME LOWS

POINTS (GAME)

DEN: 53 @ Detroit, 11/16/02
OPP: 67 by New Orleans, 11/29/04

POINTS (HALF)

DEN: 22 three times, last @ Philadelphia, 12/16/02
OPP: 23 by L.A. Lakers (2nd), 11/13/09

POINTS (QUARTER)

DEN: 3 @ San Antonio (1st), 11/27/02
OPP: 8 four times, last by L.A. Lakers (3rd), 11/13/09

FIELD GOALS MADE

DEN: 20 @ Phoenix, 4/1/03
20 @ Portland, 11/23/96
OPP: 21 @ Orlando, 2/11/09

FIELD GOALS ATTEMPTED

DEN: 56 vs. New Jersey, 1/27/03
OPP: 59 @ Seattle, 2/24/95

FIELD GOAL PERCENTAGE

DEN: .263 (20-76) @ Phoenix, 4/1/03
OPP: .268 (26-97) San Antonio, 10/29/03

3-POINT FIELD GOALS MADE

DEN: 0 several times, last at Portland, 12/20/12
OPP: 0 several times, last @ NO/OKC., 11/16/05

3-POINT FG ATTEMPTS

DEN: 0 several times, last @ N.J., 11/30/91
OPP: 0 several times, last by LAL, 12/19/92

FREE THROWS MADE

DEN: 3, two times, last @ Cleveland, 3/7/20
OPP: 2 by Houston, 1/27/78

FREE THROWS ATTEMPTED

DEN: 5 vs. SA, 12/18/01
5 vs. Cleveland (OT), 1/16/97
OPP: 4 by Houston, 1/27/78

FREE THROW PERCENTAGE

DEN: .313 (5-16) @ San Antonio, 4/18/07
OPP: .333 (3-9) @ Phoenix, 12/23/96
.333 (3-9) by Vancouver, 12/20/96

OFFENSIVE REBOUNDS

DEN: 1 vs. Portland, 12/5/96
OPP: 2, three times, last @ New Orleans, 10/17/19

DEFENSIVE REBOUNDS

DEN: 14 @ Chicago, 1/14/85
OPP: 13 @ Portland, 11/2/02

TOTAL REBOUNDS

DEN: 22 @ Detroit, 3/18/08
OPP: 21 by Memphis, 3/6/06

ASSISTS

DEN: 7 @ Houston, 1/27/10
7 @ Miami, 2/21/04
OPP: 8 by Houston, 11/2/91

PERSONAL FOULS

DEN: 8 vs. Detroit, 3/12/11
OPP: 10 four times, last @ Cleveland, 1/24/14

STEALS

DEN: 0 twice, last @ Sacramento, 1/6/11
OPP: 1 several times, last by Indiana, 1/19/20

TURNOVERS

DEN: 3 vs. Atlanta, 11/12/19
OPP: 4 vs. Dallas, 3/28/16
4 @ Minnesota, 3/23/01
4 by L.A. Lakers, 4/9/95

BLOCKED SHOTS

DEN: 0 several times, last @ Cleveland, 3/7/20
OPP: 0 several times, last @ Phoenix, 12/23/19

POINTS

Carmelo Anthony ('03-04)	1,725
LaPhonso Ellis ('92-93)	1,205
Dikembe Mutombo ('91-92)	1,177
Antonio McDyess ('95-96)	1,020
Mahmoud Abdul-Rauf ('90-91)	942

SCORING AVERAGE

Carmelo Anthony ('03-04)	21.0
Dikembe Mutombo ('91-92)	16.6
LaPhonso Ellis ('92-93)	14.7
Mahmoud Abdul-Rauf ('90-91)	14.1
Antonio McDyess ('95-96)	13.4

REBOUNDS

Dikembe Mutombo ('91-92)	871
LaPhonso Ellis ('92-93)	744
Antonio McDyess ('95-96)	572
Nikola Jokic ('15-16)	560
Carmelo Anthony ('03-04)	498

ASSISTS

Jalen Rose ('94-95)	389
Emmanuel Mudiay ('15-16)	372
Rob Williams ('82-83)	361
Bobby Jackson ('97-98)	317
Junior Harrington ('02-03)	277

BLOCKED SHOTS

Dikembe Mutombo ('91-92)	210
Antonio McDyess ('95-96)	114
LaPhonso Ellis ('92-93)	111
Gary Garland ('79-80)	73
Tony Battie ('97-98)	69

STEALS

Mark Macon ('91-92)	154
Nenê ('02-03)	127
Bobby Jackson ('97-98)	105
James Posey ('99-00)	98
Carmelo Anthony ('03-04)	97

FIELD GOALS MADE

Carmelo Anthony ('03-04)	624
LaPhonso Ellis ('92-93)	483
Dikembe Mutombo ('91-92)	428
Antonio McDyess ('95-96)	427
Mahmoud Abdul-Rauf ('90-91)	417

FIELD GOALS ATTEMPTED

Carmelo Anthony ('03-04)	1,465
Mahmoud Abdul-Rauf ('90-91)	1,009
LaPhonso Ellis ('92-93)	958
Emmanuel Mudiay ('15-16)	905
Mark Macon ('91-92)	889

FIELD GOAL PERCENTAGE

Kenneth Faried ('11-12)	(.586/181-309)
Nenê ('02-03)	(.519/321-619)
Ty Lawson ('09-10)	(.515/201-390)
Nikola Jokic ('15-16)	(.512/307-600)
Michael Porter Jr. ('19-20)	(.509/195-383)

FREE THROWS MADE

Carmelo Anthony ('03-04)	408
Dikembe Mutombo ('91-92)	321
Danny Fortson ('97-98)	263
LaPhonso Ellis ('92-93)	237
Nenê ('02-03)	197

FREE THROWS ATTEMPTED

Carmelo Anthony ('03-04)	525
Dikembe Mutombo ('91-92)	500
Nenê ('02-03)	341
Danny Fortson ('97-98)	339
LaPhonso Ellis ('92-93)	317

FREE THROW PERCENTAGE

Jamal Murray ('16-17)	(.883/106-120)
Michael Porter Jr. ('19-20)	(.833/60-72)
Bryant Stith ('92-93)	(.832/99-119)
Kiki Vandeweghe ('80-81)	(.818/130-159)
Bobby Jackson ('97-98)	(.814/149-183)

3-POINT FIELD GOALS MADE

Jamal Murray ('16-17)	115
James Posey ('99-00)	82
Emmanuel Mudiay ('15-16)	74
Carmelo Anthony ('03-04)	69
Michael Porter Jr. ('19-20)	62

MINUTES

Carmelo Anthony ('03-04)	2,995
LaPhonso Ellis ('92-93)	2,749
Dikembe Mutombo ('91-92)	2,716
Mark Macon ('91-92)	2,304
Antonio McDyess ('95-96)	2,280

ALL-TIME CAREER LEADERS

GAMES PLAYED

1. Alex English	837
2. Dan Issel	802
3. Byron Beck	747
4. T.R. Dunn	734
5. Bill Hanzlik	593

MINUTES PLAYED

1. Alex English	29,893
2. Dan Issel	25,198
3. Carmelo Anthony	20,521
4. Byron Beck	19,197
5. T.R. Dunn	18,322

TOTAL POINTS

1. Alex English	21,645
2. Dan Issel	16,589
3. Carmelo Anthony	13,970
4. David Thompson	11,992
5. Ralph Simpson	10,130

FIELD GOALS MADE

1. Alex English	8,953
2. Dan Issel	6,176
3. Carmelo Anthony	4,989
4. David Thompson	4,486
5. Ralph Simpson	4,095

FIELD GOALS ATTEMPTED

1. Alex English	17,604
2. Dan Issel	12,183
3. Carmelo Anthony	10,877
4. Ralph Simpson	8,988
5. David Thompson	8,842

3-POINT FIELD GOALS MADE

1. J.R. Smith	768
2. Michael Adams	630
3. Will Barton	549
4. Jamal Murray	544
5. Gary Harris	541

3-POINT FG ATTEMPTED

1. J.R. Smith	2,010
2. Michael Adams	1,841
3. Wilson Chandler	1,542
4. Will Barton	1,533
5. Jamal Murray	1,518

FREE THROWS MADE

1. Dan Issel	4,217
2. Alex English	3,721
3. Carmelo Anthony	3,582
4. David Thompson.	2,996
5. Ralph Simpson	1,908

FREE THROWS ATTEMPTED

1. Dan Issel	5,277
2. Carmelo Anthony	4,462
3. Alex English	4,428
4. David Thompson	3,844
5. Nene	2,556

REBOUNDS

1. Dan Issel	6,630
2. Byron Beck	5,261
3. Dikembe Mutombo	4,811
4. Alex English	4,686
5. Julius Keye	4,547

STEALS

1. Fat Lever	1,167
2. T.R. Dunn	1,070
3. Alex English	854
4. Dan Issel	798
5. Nene	694

ASSISTS

1. Alex English	3,679
2. Fat Lever	3,566
3. Andre Miller	2,978
4. Ty Lawson	2,745
5. Michael Adams	2,181

PERSONAL FOULS

1. Dan Issel	2,288
2. Alex English	2,288
3. Byron Beck	2,267
4. Dan Schayes	1,922
5. Nene	1,864

BLOCKED SHOTS

1. Dikembe Mutombo	1,486
2. Marcus Camby	1,126
3. Wayne Cooper	830
4. Bobby Jones	625
5. Chris Andersen	624

TURNOVERS

1. Alex English	2,263
2. Carmelo Anthony	1,726
3. Ralph Simpson	1,653
4. Dan Issel	1,481
5. David Thompson	1,189

NUGGETS ALL-TIME SCORING LEADERS

PLAYER	SP	GP	MIN	FGM	FGA	PCT	3FGM	FTM	FTA	PCT	OFF	DEF	REB	AST	PF	ST	BS	PTS	AVG
1. English	11	837	29,893	8,953	17,604	.509	18	3,721	4,428	.840	2,038	2,648	4,686	3,679	2,288	854	622	21,645	25.9
2. Issel+	10	802	25,200	6,176	12,183	.507	2	4,214	5,277	.799	1,989	4,641	6,630	2,005	2,304	798	455	16,589	20.6
3. Anthony	8	564	20,521	4,989	10,877	.459	410	3,582	4,462	.803	1,102	2,464	3,566	1,729	1,693	634	259	13,970	24.8
4. Thompson+	7	498	16,902	4,486	8,842	.507	24	2,996	3,844	.779	851	1,281	2,132	1,704	1,397	538	463	11,992	24.1
5. Simpson+	7	519	16,227	4,095	8,988	.456	32	1,908	2,477	.770	804	1,442	2,246	1,950	1,266	592	69	10,130	19.5
6. Beck+	10	747	19,192	3,681	7,295	.505	13	1,228	1,516	.810	1,786	3,478	5,261	978	2,267	220	55	8,603	11.5
7. Lever	6	474	16,867	3,304	7,281	.454	111	1,362	1,747	.780	1,119	2,502	3,621	3,557	1,213	1,167	125	8,081	17.0
8. Abdul-Rauf	6	439	12,481	2,880	6,500	.443	371	898	980	.916	192	711	903	1,756	851	406	38	7,029	16.0
9. Nenê	9	555	16,445	2,566	4,584	.560	2	1,734	2,556	.678	1,183	2,676	3,859	1,014	1,864	694	508	6,868	12.4
10. Vandeweghe	4	293	9,794	2,671	4,937	.541	27	1,460	1,703	.857	443	1,098	1,541	782	716	200	141	6,829	23.3
11. McDyess	6	361	12,271	2,612	5,371	.486	7	1,324	1,951	.679	1,044	2,187	3,231	586	1,257	311	604	6,555	18.2
12. Jokic	**5**	**381**	**11,053**	**2,486**	**4,741**	**.524**	**347**	**1,143**	**1,384**	**.826**	**982**	**2,675**	**3,657**	**2,098**	**1,084**	**423**	**265**	**6,462**	**17.0**
13. Robisch+	8	500	12,344	2,317	4,916	.471	0	1,547	1,982	.780	1,092	2,316	3,408	903	1,207	180	217	6,181	12.4
14. Re. Williams	6	419	12,556	2,359	5,286	.446	301	915	1,159	.789	610	1,313	1,923	1,222	1,432	632	328	5,934	14.2
15. Lawson	6	416	12,945	2,120	4,548	.466	403	1,280	1,661	.771	281	926	1,207	2,745	692	509	39	5,923	14.2
16. L. Jones*	3	226	9,154	1,986	4,481	.443	73	1,700	2,175	.782	-	-	1,483	954	769	-	-	5,745	25.4
17. Adams	4	304	1,060	1,842	4,419	.416	630	1,220	1,435	.850	218	769	987	2,181	582	602	36	5,534	18.2
18. A. Miller	7	447	13,970	1,989	4,284	.464	71	1,305	1,632	.800	473	1,218	1,691	2,978	993	557	82	5,354	12.0
19. L. Ellis	6	343	11,352	2,019	4,399	.459	165	998	1,368	.730	847	1,848	2,695	740	1,179	281	319	5,201	15.2
20. J.R. Smith	5	372	9,182	1,788	4,085	.438	768	740	998	.741	189	959	1148	804	828	380	71	5,084	13.7
21. Mutombo	5	391	14,411	1,824	3,489	.523	0	1,406	2,164	.650	1,514	3,297	4,811	651	1,361	223	1,486	5,054	12.9
22. Faried	7	441	11,000	2,034	3,744	.543	2	976	1,491	.655	1,368	2,266	3,634	450	1,098	334	369	5,046	11.4
23. Schayes	8	536	11,096	1,626	3,185	.511	3	1,774	2,194	.809	989	2,097	3,086	605	1,922	274	498	5,029	9.4
24. Stith	8	458	13,248	1,706	3,968	.430	191	1,379	1,641	.840	520	1,094	1,614	968	868	472	112	4,982	10.9
25. Barton	**6**	**352**	**10,530**	**1,814**	**4,128**	**.439**	**549**	**764**	**970**	**.788**	**318**	**1,518**	**1,836**	**1,130**	**678**	**314**	**185**	**4,941**	**14.0**
26. Gallinari	6	303	9,492	1,461	3,486	.419	535	1,441	1,668	.864	226	1,243	1,469	667	517	248	122	4,898	16.2
27. B. Jones+	4	324	10,410	1,980	3,394	.583	0	846	1,183	.759	809	1,988	2,797	1,150	957	660	625	4,806	14.8
28. Chandler	7	357	10,877	1,781	4,058	.439	540	581	767	.757	423	1,568	1,991	658	936	263	171	4,683	13.1
29. Murray	**4**	**297**	**8,680**	**1,695**	**3,859**	**.439**	**544**	**687**	**781**	**.880**	**233**	**831**	**1,064**	**1,091**	**552**	**264**	**96**	**4,621**	**15.6**
30. K. Martin	7	371	11,371	1,911	3,852	.496	31	700	1,138	.615	640	1,943	2,583	690	1,167	442	385	4,553	12.3

* ABA + ABA and NBA combined

YEAR-BY-YEAR LEADERS
SINCE JOINING THE NBA IN 1976-77

GAMES PLAYED

19-20	Nikola Jokic/Monte Morris	73
18-19	Monte Morris/Mason Plumlee	82
17-18	Will Barton/Jamal Murray	81
16-17	Jamal Murray	82
15-16	Will Barton	82
14-15	Wilson Chandler	78
13-14	Timofey Mozgov	82
12-13	Miller/Brewer	82
11-12	Andre Miller	66
10-11	Ty Lawson	80
09-10	Arron Afflalo/Nenê	82
08-09	Linas Kleiza	82
07-08	Allen Iverson	82
06-07	Linas Kleiza	79
05-06	Andre Miller	82
04-05	Miller/Boykins	82
03-04	Anthony/Boykins/Miller	82
02-03	Junior Harrington	82
01-02	Ryan Bowen	75
00-01	James Posey	82
99-00	Clark/LaFrentz/ McDyess/Posey	81
98-99	Fortson/McDyess/ Van Exel	50
97-98	Dean Garrett/ Anthony Goldwire	82
96-97	Dale Ellis/Ervin Johnson	82
95-96	Bryant Stith	82
94-95	Dikembe Mutombo	82
93-94	Dikembe Mutombo/ Bryant Stith	82
92-93	Dikembe Mutombo/ LaPhonso Ellis	82
91-92	Greg Anderson	82
90-91	Marcus Liberty	76
89-90	Bill Hanzlik/ Blair Rasmussen	81
88-89	Alex English	82
87-88	Adams/Dunn/Lever	82
6-87	Alex English/Fat Lever	82
85-86	T.R. Dunn	82
84-85	Fat Lever	82
83-84	Alex English/Dan Schayes	82
82-83	Dunn/English/Hanzlik/ Vandeweghe	82
81-82	Dunn/English/Vandeweghe	82
80-81	T.R. Dunn	82
79-80	Dan Issel/John Roche	82
78-79	Robert Smith	82
77-78	Dan Issel/Anthony Roberts	82
76-77	Bobby Jones/David Thompson	82

TOTAL POINTS

19-20	Nikola Jokic	1,456
18-19	Nikola Jokic	1,604
17-18	Nikola Jokic	1,385
16-17	Nikola Jokic	1,221
15-16	Will Barton	1,178
14-15	Ty Lawson	1,143
13-14	Kenneth Faried	1,096
12-13	Ty Lawson	1,216
11-12	Ty Lawson	999
10-11	Carmelo Anthony	1,259

TOTAL POINTS (CONT.)

09-10	Carmelo Anthony	1,943
08-09	Carmelo Anthony	1,504
07-08	Allen Iverson	2,164
06-07	Carmelo Anthony	1,881
05-06	Carmelo Anthony	2,122
04-05	Carmelo Anthony	1,558
03-04	Carmelo Anthony	1,725
02-03	Juwan Howard	1,418
01-02	Nick Van Exel	965
00-01	Antonio McDyess	1,458
99-00	Antonio McDyess	1,551
98-99	Antonio McDyess	1,061
97-98	Johnny Newman	1,089
96-97	Dale Ellis	1,361
95-96	Dale Ellis	1,204
94-95	Mahmoud Abdul-Rauf	1,165
93-94	Mahmoud Abdul-Rauf	1,437
92-93	Mahmoud Abdul-Rauf	1,553
91-92	Reggie Williams	1,474
90-91	Michael Adams	1,752
89-90	Fat Lever	1,443
88-89	Alex English	2,175
87-88	Alex English	2,000
86-87	Alex English	2,345
85-86	Alex English	2,414
84-85	Alex English	2,262
83-84	Kiki Vandeweghe	2,295
82-83	Alex English	2,326
81-82	Alex English	2,082
80-81	David Thompson	1,967
79-80	Dan Issel	1,951
78-79	David Thompson	1,825
77-78	David Thompson	2,172
76-77	David Thompson	2,125

SCORING AVERAGE

19-20	Nikola Jokic	19.9
18-19	Nikola Jokic	20.1
17-18	Nikola Jokic	18.5
16-17	Danilo Gallinari	18.2
15-16	Danilo Gallinari	19.5
14-15	Ty Lawson	15.2
13-14	Ty Lawson	17.6
12-13	Ty Lawson	16.7
11-12	Ty Lawson	16.4
10-11	Carmelo Anthony	25.2
09-10	Carmelo Anthony	28.2
08-09	Carmelo Anthony	22.8
07-08	Allen Iverson	26.4
06-07	Carmelo Anthony	28.9
05-06	Carmelo Anthony	26.5
04-05	Carmelo Anthony	20.8
03-04	Carmelo Anthony	21.0
02-03	Juwan Howard	18.4
01-02	Nick Van Exel	21.4
00-01	Antonio McDyess	20.8
99-00	Antonio McDyess	19.1
98-99	Antonio McDyess	21.2
97-98	Johnny Newman	14.7
96-97	LaPhonso Ellis	21.9
95-96	Mahmoud Abdul-Rauf	19.2

SCORING AVERAGE (CONT.)

94-95	Mahmoud Abdul-Rauf	16.0
93-94	Mahmoud Abdul-Rauf	18.0
92-93	Mahmoud Abdul-Rauf	19.2
91-92	Reggie Williams	18.2
90-91	Michael Adams	26.5
89-90	Fat Lever	18.3
88-89	Alex English	26.5
87-88	Alex English	25.0
86-87	Alex English	28.6
85-86	Alex English	29.8
84-85	Alex English	27.9
83-84	Kiki Vandeweghe	29.4
82-83	Alex English	28.4
81-82	Alex English	25.4
80-81	David Thompson	25.5
79-80	Dan Issel	23.8
78-79	David Thompson	24.0
77-78	David Thompson	27.2
76-77	David Thompson	25.9

MINUTES PLAYED

19-20	Nikola Jokic	2,336
18-19	Nikola Jokic	2,504
17-18	Will Barton	2,683
16-17	Wilson Chandler	2,197
15-16	Gary Harris	2,439
14-15	Ty Lawson	2,664
13-14	Ty Lawson	2,222
12-13	Andre Iguodala	2,779
11-12	Ty Lawson	2,124
10-11	Arron Afflalo	2,324
09-10	Nenê	2,755
08-09	Chauncey Billups	2,719
07-08	Allen Iverson	3,424
06-07	Carmelo Anthony	2,486
05-06	Carmelo Anthony	2,941
04-05	Andre Miller	2,852
03-04	Carmelo Anthony	2,995
02-03	Juwan Howard	2,730
01-02	James Posey	2,238
00-01	Nick Van Exel	2,688
99-00	Nick Van Exel	2,950
98-99	Antonio McDyess	1,937
97-98	Dean Garrett	2,632
96-97	Dale Ellis	2,940
95-96	Bryant Stith	2,810
94-95	Dikembe Mutombo	3,100
93-94	Dikembe Mutombo/B. Stith	2,853
92-93	Dikembe Mutombo	3,029
91-92	Greg Anderson	2,793
90-91	Michael Adams	2,346
89-90	Fat Lever	2,832
88-89	Alex English	2,990
87-88	Fat Lever	3,061
86-87	Alex English	3,085
85-86	Alex English	3,024
84-85	Alex English	2,924
83-84	Alex English	2,870
82-83	Alex English	2,988
81-82	Alex English	3,015
80-81	Alex English	3,093

MINUTES PLAYED (CONT.)

79-80	Dan Issel	2,938
78-79	Dan Issel	2,742
77-78	David Thompson	3,025
76-77	David Thompson	3,001

FIELD GOALS MADE

19-20	Nikola Jokic	565
18-19	Nikola Jokic	616
17-18	Nikola Jokic	504
16-17	Nikola Jokic	494
15-16	Will Barton	425
14-15	Wilson Chandler	418
13-14	Kenneth Faried	447
12-13	Ty Lawson	448
11-12	Ty Lawson	374
10-11	Carmelo Anthony	437
09-10	Carmelo Anthony	688
08-09	Carmelo Anthony	535
07-08	Carmelo Anthony	728
06-07	Carmelo Anthony	691
05-06	Carmelo Anthony	756
04-05	Carmelo Anthony	530
03-04	Carmelo Anthony	624
02-03	Juwan Howard	567
01-02	Nick Van Exel	372
00-01	Antonio McDyess	577
99-00	Antonio McDyess	614
98-99	Antonio McDyess	415
97-98	LaPhonso Ellis	410
96-97	Antonio McDyess	536
95-96	Dale Ellis	459
94-95	Mahmoud Abdul-Rauf	472
93-94	Mahmoud Abdul-Rauf	588
92-93	Mahmoud Abdul-Rauf	633
91-92	Reggie Williams	601
90-91	Michael Adams	560
89-90	Alex English	635
88-89	Alex English	924
87-88	Alex English	843
86-87	Alex English	965
85-86	Alex English	951
84-85	Alex English	939
83-84	Alex English	907
82-83	Alex English	959
81-82	Alex English	855
80-81	Alex English	768
79-80	Dan Issel	715
78-79	David Thompson	693
77-78	David Thompson	826
76-77	David Thompson	824

FIELD GOALS ATTEMPTED

19-20	Nikola Jokic	1,071
18-19	Nikola Jokic	1,206
17-18	Jamal Murray	1,062
16-17	Wilson Chandler	939
15-16	Will Barton	983
14-15	Wilson Chandler	975
13-14	Randy Foye	875
12-13	Ty Lawson	971
11-12	Al Harrington	773
10-11	Carmelo Anthony	967

FIELD GOALS ATTEMPTED (CONT.)

09-10	Carmelo Anthony	1,502
08-09	Carmelo Anthony	1,207
07-08	Allen Iverson	1,556
06-07	Carmelo Anthony	1,453
05-06	Carmelo Anthony	1,572
04-05	Carmelo Anthony	1,230
03-04	Carmelo Anthony	1,465
02-03	Juwan Howard	1,261
01-02	Nick Van Exel	912
00-01	Antonio McDyess	1,165
99-00	Nick Van Exel	1,213
98-99	Antonio McDyess	882
97-98	LaPhonso Ellis	1,007
96-97	Antonio McDyess	1,157
95-96	Dale Ellis	959
94-95	Mahmoud Abdul-Rauf	1,005
93-94	Mahmoud Abdul-Rauf	1,279
92-93	Mahmoud Abdul-Rauf	1,407
91-92	Reggie Williams	1,277
90-91	Michael Adams	1,421
89-90	Alex English	1,293
88-89	Alex English	1,881
87-88	Alex English	1,704
86-87	Alex English	1,920
85-86	Alex English	1,888
84-85	Alex English	1,812
83-84	Alex English	1,714
82-83	Alex English	1,857
81-82	Alex English	1,553
80-81	Alex English	1,555
79-80	Dan Issel	1,416
78-79	David Thompson	1,353
77-78	David Thompson	1,584
76-77	David Thompson	1,626

FIELD GOAL PERCENTAGE

19-20	Mason Plumlee	177-288 (.615)
18-19	Mason Plumlee	262-442 (.593)
17-18	Mason Plumlee	221-368 (.601)
16-17	Nikola Jokic	494-854 (.578)
15-16	Kenneth Faried	349-626 (.558)
14-15	Kenneth Faried	373-736 (.507)
13-14	Kenneth Faried	447-820 (.545)
12-13	Kosta Koufos	295-508 (.581)
11-12	Kosta Koufos	115-192 (.599)
10-11	Nenê	402-654 (.615)
09-10	Nenê	421-717 (.587)
08-09	Nenê	428-709 (.604)
07-08	Kenyon Martin	376-699 (.538)
06-07	Eduardo Najera	204-354 (.576)
05-06	Ruben Patterson	139-256 (.543)
04-05	Greg Buckner	160-303 (.528)
03-04	Nenê	334-630 (.530)
02-03	Nenê	321-619 (.519)
01-02	Avery Johnson	186-383 (.486)
00-01	Antonio McDyess	577-1,165 (.495)
99-00	Keon Clark	286-528 (.528)
98-99	Danny Fortson	191-386 (.495)
97-98	Danny Fortson	276-611 (.452)
96-97	Ervin Johnson	243-467 (.520)
95-96	Dikembe Mutombo	284-569 (.499)

FIELD GOAL PERCENTAGE (CONT.)

94-95	Bison Dele	196-333 (.589)
93-94	Dikembe Mutombo	365-642 (.569)
92-93	Dikembe Mutombo	398-781 (.510)
91-92	Dikembe Mutombo	428-869 (.493)
90-91	Orlando Woolridge	490-983 (.498)
89-90	Blair Rasmussen	445-895 (.497)
88-89	Dan Schayes	317-607 (.522)
87-88	Dan Schayes	361-668 (.540)
86-87	Dan Schayes	210-405 (.519)
85-86	Alex English/	951-1,888 (.504)
84-85	Calvin Natt	685-1,255 (.546)
83-84	Kiki Vandeweghe	895-1,603 (.580)
82-83	Kiki Vandeweghe	841-1,537 (.547)
81-82	Kiki Vandeweghe	706-1,260 (.560)
80-81	David Thompson	734-1,451 (.506)
79-80	Dan Issel	715-1,416 (.505)
78-79	Tom Boswell	321-603 (.532)
77-78	Bobby Jones	440-761 (.578)
76-77	Bobby Jones	501-879 (.570)

FREE THROWS MADE

19-20	Nikola Jokic	246
18-19	Nikola Jokic	289
17-18	Nikola Jokic	266
16-17	Danilo Gallinari	349
15-16	Danilo Gallinari	375
14-15	Ty Lawson	265
13-14	Ty Lawson	324
12-13	Danilo Gallinari	286
11-12	Arron Afflalo	197
10-11	Carmelo Anthony	343
09-10	Carmelo Anthony	508
08-09	Chauncey Billups	409
07-08	Allen Iverson	645
06-07	Carmelo Anthony	459
05-06	Carmelo Anthony	573
04-05	Carmelo Anthony	456
03-04	Carmelo Anthony	408
02-03	Juwan Howard	282
01-02	James Posey	161
00-01	Antonio McDyess	304
99-00	Antonio McDyess	323
98-99	Antonio McDyess	230
97-98	Johnny Newman	365
96-97	Antonio McDyess	274
95-96	Bryant Stith	320
94-95	Bryant Stith	267
93-94	Bryant Stith	291
92-93	Dikembe Mutombo	335
91-92	Dikembe Mutombo	321
90-91	Michael Adams	465
89-90	Fat Lever	271
88-89	Dan Schayes	332
87-88	Dan Schayes	407
86-87	Alex English	411
85-86	Alex English	511
84-85	Calvin Natt	447
83-84	Kiki Vandeweghe	494
82-83	Kiki Vandeweghe	489
81-82	Dan Issel	546
80-81	Dan Issel	519

FREE THROWS MADE (CONT.)

79-80	Dan Issel	517
78-79	George McGinnis	509
77-78	David Thompson	520
76-77	David Thompson	477

FREE THROWS ATTEMPTED

19-20	Nikola Jokic	301
18-19	Nikola Jokic	352
17-18	Nikola Jokic	313
16-17	Danilo Gallinari	387
15-16	Danilo Gallinari	432
14-15	Ty Lawson	363
13-14	Ty Lawson	406
12-13	Danilo Gallinari	348
11-12	Arron Afflalo	247
10-11	Carmelo Anthony	417
09-10	Carmelo Anthony	612
08-09	Carmelo Anthony	468
07-08	Allen Iverson	797
06-07	Carmelo Anthony	568
05-06	Carmelo Anthony	709
04-05	Carmelo Anthony	573
03-04	Carmelo Anthony	525
02-03	Juwan Howard	351
01-02	James Posey	203
00-01	Antonio McDyess	434
99-00	Antonio McDyess	516
98-99	Antonio McDyess	338
97-98	Johnny Newman	445
96-97	Antonio McDyess	387
95-96	Bryant Stith	379
94-95	Dikembe Mutombo	379
93-94	Dikembe Mutombo	439
92-93	Dikembe Mutombo	492
91-92	Dikembe Mutombo	500
90-91	Michael Adams	529
89-90	Fat Lever	337
88-89	Dan Schayes	402
87-88	Dan Schayes	487
86-87	Alex English	487
85-86	Alex English	593
84-85	Calvin Natt	564
83-84	Kiki Vandeweghe	580
82-83	Kiki Vandeweghe	559
81-82	Dan Issel	655
80-81	Dan Issel	684
79-80	Dan Issel	667
78-79	George McGinnis	765
77-78	David Thompson	668
76-77	David Thompson	623

FREE THROW PERCENTAGE

19-20	Jamal Murray	163-185 (.881)
18-19	Jamal Murray	189-223 (.848)
17-18	Jamal Murray	229-253 (.905)
16-17	Danilo Gallinari	349-387 (.902)
15-16	Danilo Gallinari	375-432 (.868)
14-15	Danilo Gallinari	171-191 (.895)
13-14	Randy Foye	157-185 (.849)
12-13	Danilo Gallinari	286-348 (.822)
11-12	Danilo Gallinari	182-209 (.871)
10-11	Chauncey Billups	265-287 (.923)

FREE THROW PERCENTAGE (CONT.)

09-10	Chauncey Billups	466-512 (.910)
08-09	Chauncey Billups	409-448 (.913)
07-08	Allen Iverson	645-797 (.809)
06-07	Earl Boykins	119-131 (.908)
05-06	Earl Boykins	152-174 (.874)
04-05	Earl Boykins	279-303 (.921)
03-04	Earl Boykins	142-162 (.877)
02-03	James Posey	86-102 (.843)
01-02	George McCloud	132-163 (.810)
00-01	George McCloud	152-181 (.840)
99-00	George McCloud	148-181 (.818)
98-99	Chauncey Billups	157-172 (.913)
97-98	Johnny Newman	365-445 (.820)
96-97	Bryant Stith	202-234 (.863)
95-96	Mahmoud Abdul-Rauf	146-157 (.930)
94-95	Mahmoud Abdul-Rauf	138-156 (.885)
93-94	Mahmoud Abdul-Rauf	219-229 (.956)
92-93	Mahmoud Abdul-Rauf	217-232 (.935)
91-92	Mahmoud Abdul-Rauf	94-108 (.870)
90-91	Michael Adams	465-529 (.879)
89-90	Walter Davis	207-227 (.912)
88-89	Walter Davis	175-199 (.879)
87-88	Dan Schayes	407-487 (.836)
86-87	Alex English	411-487 (.844)
85-86	Alex English	511-593 (.862)
84-85	Mike Evans	113-131 (.863)
83-84	Kiki Vandeweghe	494-580 (.852)
82-83	Kiki Vandeweghe	489-559 (.875)
81-82	Kiki Vandeweghe	347-405 (.857)
80-81	Billy McKinney	162-188 (.862)
79-80	John Roche	175-202 (.866)
78-79	Robert Smith	159-180 (.883)
77-78	Mack Calvin	173-206 (.840)
76-77	Mack Calvin	287-338 (.849)

3-POINT FIELD GOALS MADE

19-20	Jamal Murray	112
18-19	Malik Beasley	163
17-18	Jamal Murray	165
16-17	Danilo Gallinari	126
15-16	Will Barton	112
14-15	Wilson Chandler	139
13-14	Randy Foye	189
12-13	Danilo Gallinari	135
11-12	Al Harrington	101
10-11	J.R. Smith	124
09-10	J.R. Smith	158
08-09	J.R. Smith	180
07-08	J.R. Smith	157
06-07	J.R. Smith	149
05-06	Greg Buckner	86
04-05	Earl Boykins	56
03-04	Voshon Lenard	106
02-03	Chris Whitney	43
01-02	Voshon Lenard	89
00-01	Voshon Lenard	147
99-00	Nick Van Exel	133
98-99	Chauncey Billups	85
97-98	Anthony Goldwire	63
96-97	Dale Ellis	192
95-96	Dale Ellis	150

3-POINT FIELD GOALS MADE (CONT.)

94-95	Dale Ellis	106
93-94	Reggie Williams	64
92-93	Mahmoud Abdul-Rauf	70
91-92	Reggie Williams	56
90-91	Michael Adams	167
89-90	Michael Adams	158
88-89	Michael Adams	166
87-88	Michael Adams	139
86-87	Mike Evans	53
85-86	Mike Evans	39
84-85	Mike Evans	57
83-84	Mike Evans	32
82-83	Kiki Vandeweghe	15
81-82	John Roche	23
80-81	David Thompson	10
79-80	John Roche	49

*79-80 was first season for 3-pt. field goals in the NBA

3-POINT FG ATTEMPTS

19-20	Jamal Murray	324
18-19	Jamal Murray	414
17-18	Jamal Murray	436
16-17	Jamal Murray	344
15-16	Will Barton	325
14-15	Wilson Chandler	406
13-14	Randy Foye	498
12-13	Danilo Gallinari	362
11-12	Al Harrington	303
10-11	Al Harrington	328
09-10	J.R. Smith	467
08-09	J.R. Smith	453
07-08	J.R. Smith	390
06-07	J.R. Smith	382
05-06	Greg Buckner	243
04-05	Earl Boykins	166
03-04	Voshon Lenard	289
02-03	Nikoloz Tskitishvili	152
01-02	Nick Van Exel	252
00-01	Voshon Lenard	382
99-00	Nick Van Exel	401
98-99	Chauncey Billups	235
97-98	LaPhonso Ellis	201
96-97	Dale Ellis	528
95-96	Dale Ellis	364
94-95	Reggie Williams	266
93-94	Reggie Williams	230
92-93	Mahmoud Abdul-Rauf	197
91-92	Reggie Williams	156
90-91	Michael Adams	564
89-90	Michael Adams	432
88-89	Michael Adams	466
87-88	Michael Adams	379
86-87	Mike Evans	169
85-86	Mike Evans	176
84-85	Mike Evans	157
83-84	Mike Evans	89
82-83	Kiki Vandeweghe	51
81-82	John Roche	52
80-81	David Thompson	39
79-80	John Roche	129

OFFENSIVE REBOUNDS

19-20	Nikola Jokic	166
18-19	Nikola Jokic	228
17-18	Nikola Jokic	195
16-17	Nikola Jokic	212
15-16	Kenneth Faried	235
14-15	Kenneth Faried	242
13-14	Kenneth Faried	238
12-13	Kenneth Faried	260
11-12	Kenneth Faried	142
10-11	Nenê	145
09-10	Nenê	166
08-09	Nenê	183
07-08	Marcus Camby	230
06-07	Marcus Camby	164
05-06	Marcus Camby	132
04-05	Kenyon Martin	146
03-04	Marcus Camby	211
02-03	Nenê	208
01-02	Ryan Bowen	134
00-01	Antonio McDyess	240
99-00	Antonio McDyess	234
98-99	Danny Fortson	210
97-98	Dean Garrett	227
96-97	Ervin Johnson	231
95-96	Dikembe Mutombo	249
94-95	Dikembe Mutombo	319
93-94	Dikembe Mutombo	286
92-93	Dikembe Mutombo	344
91-92	Greg Anderson	337
90-91	Jerome Lane	280
89-90	Fat Lever	230
88-89	Wayne Cooper	212
87-88	Fat Lever	203
86-87	Fat Lever	216
85-86	Alex English	192
84-85	Wayne Cooper	229
83-84	Alex English	216
82-83	Alex English	263
81-82	T.R. Dunn	211
80-81	Alex English	273
79-80	Dan Issel	236
78-79	George McGinnis	256
77-78	Dan Issel	253
76-77	Paul Silas	236

DEFENSIVE REBOUNDS

19-20	Nikola Jokic	545
18-19	Nikola Jokic	637
17-18	Nikola Jokic	608
16-17	Nikola Jokic	506
15-16	Will Barton	417
14-15	Kenneth Faried	426
13-14	Kenneth Faried	446
12-13	Kenneth Faried	474
11-12	Al Harrington	318
10-11	Nenê	426
09-10	Nenê	461
08-09	Nenê	415
07-08	Marcus Camby	807
06-07	Marcus Camby	652
05-06	Marcus Camby	536
04-05	Marcus Camby	530

DEFENSIVE REBOUNDS (CONT.)

03-04	Marcus Camby	516
02-03	Juwan Howard	404
01-02	James Posey	320
00-01	Antonio McDyess	605
99-00	Raef LaFrentz	471
98-99	Danny Fortson	371
97-98	Dean Garrett	417
96-97	Ervin Johnson	682
95-96	Dikembe Mutombo	622
94-95	Dikembe Mutombo	710
93-94	Dikembe Mutombo	685
92-93	Dikembe Mutombo	726
91-92	Greg Anderson	604
90-91	Blair Rasmussen	508
89-90	Fat Lever	504
88-89	Fat Lever	475
87-88	Fat Lever/Dan Schayes	462
86-87	Fat Lever	513
85-86	Wayne Cooper	420
84-85	Wayne Cooper	402
83-84	Dan Issel	401
82-83	Dan Issel	445
81-82	Dan Issel	434
80-81	Dan Issel	447
79-80	Dan Issel	483
78-79	George McGinnis	608
77-78	Dan Issel	577
76-77	Bobby Jones	504

TOTAL REBOUNDS

19-20	Nikola Jokic	711
18-19	Nikola Jokic	865
17-18	Nikola Jokic	803
16-17	Nikola Jokic	718
15-16	Kenneth Faried	581
14-15	Kenneth Faried	668
13-14	Kenneth Faried	684
12-13	Kenneth Faried	734
11-12	Al Harrington	390
10-11	Nenê	571
09-10	Nenê	627
08-09	Nenê	598
07-08	Marcus Camby	1037
06-07	Marcus Camby	816
05-06	Marcus Camby	668
04-05	Marcus Camby	661
03-04	Marcus Camby	727
02-03	Juwan Howard	585
01-02	James Posey	429
00-01	Antonio McDyess	845
99-00	Antonio McDyess	685
98-99	Danny Fortson	581
97-98	Dean Garrett	644
96-97	Ervin Johnson	913
95-96	Dikembe Mutombo	871
94-95	Dikembe Mutombo	1,029
93-94	Dikembe Mutombo	971
92-93	Dikembe Mutombo	1,070
91-92	Greg Anderson	941
90-91	Blair Rasmussen	678
89-90	Fat Lever	734

TOTAL REBOUNDS (CONT.)

88-89	Fat Lever	662
87-88	Fat Lever	665
86-87	Fat Lever	729
85-86	Wayne Cooper	610
84-85	Wayne Cooper	631
83-84	Dan Issel	513
82-83	T.R. Dunn	615
81-82	Dan Issel	608
80-81	Dan Issel	676
79-80	Dan Issel	719
78-79	George McGinnis	864
77-78	Dan Issel	830
76-77	Dan Issel	696

STEALS

19-20	Nikola Jokic	85
18-19	Nikola Jokic	108
17-18	Gary Harris	122
16-17	Gary Harris	71
15-16	Garry Harris	97
14-15	Ty Lawson	92
13-14	Ty Lawson	100
12-13	Andre Iguodala	139
11-12	Ty Lawson	82
10-11	J.R. Smith	92
09-10	Nenê	115
08-09	K. Martin/Anthony Carter	96
07-08	Allen Iverson	160
06-07	Allen Iverson	90
05-06	Andre Miller	106
04-05	Andre Miller	121
03-04	Andre Miller	142
02-03	Nenê	127
01-02	James Posey	114
00-01	James Posey	93
99-00	James Posey	98
98-99	Antonio McDyess	73
97-98	Bobby Jackson	105
96-97	Ervin Johnson	65
95-96	Bryant Stith	114
94-95	Reggie Williams	114
93-94	Reggie Williams	117
92-93	Reggie Williams	126
91-92	Mark Macon	154
90-91	Michael Adams	147
89-90	Fat Lever	168
88-89	Fat Lever	195
87-88	Fat Lever	223
86-87	Fat Lever	201
85-86	Fat Lever	178
84-85	Fat Lever	202
83-84	T.R. Dunn	173
82-83	T.R. Dunn	143
81-82	T.R. Dunn	135
80-81	Alex English	106
79-80	Bobby Wilkerson	93
78-79	George McGinnis	129
77-78	Bobby Jones	137
76-77	Bobby Jones	186

YEAR-BY-YEAR LEADERS
SINCE JOINING THE NBA IN 1976-77

ASSISTS

19-20	Nikola Jokic	512
18-19	Nikola Jokic	580
17-18	Nikola Jokic	458
16-17	Jameer Nelson	385
15-16	Emmanuel Mudiay	372
14-15	Ty Lawson	720
13-14	Ty Lawson	543
12-13	Ty Lawson	501
11-12	Andre Miller	441
10-11	Ty Lawson	377
09-10	Chauncey Billups	409
08-09	Chauncey Billups	491
07-08	Allen Iverson	586
06-07	Allen Iverson	359
05-06	Andre Miller	674
04-05	Andre Miller	569
03-04	Andre Miller	501
02-03	Junior Harrington	277
01-02	Nick Van Exel	365
00-01	Nick Van Exel	600
99-00	Nick Van Exel	714
98-99	Nick Van Exel	368
97-98	Bobby Jackson	317
96-97	Mark Jackson	641
95-96	Jalen Rose	495
94-95	Jalen Rose	389
93-94	Mahmoud Abdul-Rauf	362
92-93	Mahmoud Abdul-Rauf	344
91-92	Winston Garland	411
90-91	Michael Adams	693
89-90	Fat Lever	512
88-89	Fat Lever	559
87-88	Fat Lever	639
86-87	Fat Lever	654
85-86	Fat Lever	584
84-85	Fat Lever	613
83-84	Rob Williams	464
82-83	Alex English	397
81-82	Alex English	433
80-81	Kenny Higgs	408
79-80	John Roche	405
78-79	Charles Scott	428
77-78	Bobby Wilkerson	439
76-77	David Thompson	337

BLOCKED SHOTS

19-20	Jerami Grant	57
18-19	Mason Plumlee	76
17-18	Mason Plumlee	81
16-17	Nikola Jokic	55
15-16	Kenneth Faried	60
14-15	Jusuf Nurkic	68
13-14	Timofey Mozgov	100
12-13	JaVale McGee	157
11-12	Kenneth Faried	47
10-11	Nenê	73
09-10	Chris Andersen	143
08-09	Chris Andersen	175
07-08	Marcus Camby	285
06-07	Marcus Camby	231
05-06	Marcus Camby	184
04-05	Marcus Camby	199

BLOCKED SHOTS (CONT.)

03-04	Marcus Camby	187
02-03	Nenê	65
01-02	Raef LaFrentz	153
00-01	Raef LaFrentz	206
99-00	Raef LaFrentz	180
98-99	Antonio McDyess	115
97-98	Dean Garrett	133
96-97	Ervin Johnson	227
95-96	Dikembe Mutombo	332
94-95	Dikembe Mutombo	321
93-94	Dikembe Mutombo	336
92-93	Dikembe Mutombo	287
91-92	Dikembe Mutombo	210
90-91	Blair Rasmussen	132
89-90	Blair Rasmussen	104
88-89	Wayne Cooper	211
87-88	Wayne Cooper	94
86-87	Wayne Cooper	101
85-86	Wayne Cooper	227
84-85	Wayne Cooper	197
83-84	Alex English	95
82-83	Alex English	126
81-82	Alex English	120
80-81	Alex English	100
79-80	Kim Hughes	77
78-79	Kim Hughes	102
77-78	Bobby Jones	126
76-77	Bobby Jones	162

YEAR-BY-YEAR LEADERS
SINCE JOINING THE NBA IN 1976-77

PLAYER	SITE	DATE	W/L	SCORE	PTS
David Thompson	@ Detroit Pistons	4/9/78	L	137-139	73
Michael Adams	vs. Milwaukee Bucks	3/23/91	L	136-140 (OT)	54
Alex English	vs. Houston Rockets	11/19/85	W	127-113	54
Allen Iverson	vs. Los Angeles Lakers	12/5/07	L	107-111	51
Mahmoud Abdul-Rauf	@ Utah Jazz	12/7/95	W	124-119	51
Alex English	@ Miami Heat	3/10/89	L	130-131 (2OT)	51
Kiki Vandeweghe	vs. Detroit Pistons	12/13/83	L	184-186 (3OT)	51
Carmelo Anthony	vs. Houston Rockets	2/7/11	L	103-108	50
Carmelo Anthony	vs. New York Knick	11/27/09	W	128-125	50
Kiki Vandeweghe	vs. San Antonio Spurs	1/11/84	W	163-155	50
Carmelo Anthony	vs. Washington Wizards	2/8/08	W	111-100	49
Kiki Vandeweghe	vs. Phoenix Suns	1/1/83	W	127-125	49
Jamal Murray	vs. Boston Celtics	11/5/18	W	115-107	48
Nikola Jokic	@ Atlanta Hawks	1/6/20	W	123-115	47
Danilo Gallinari	vs. Dallas Mavericks	4/10/15	L	143-144 (2OT)	47
Carmelo Anthony	vs. Sacramento Kings	4/5/08	L	115-118	47
Alex English	@ Golden State Warriors	10/25/85	W	119-105	47
Alex English	vs. Detroit Pistons	12/13/83	L	184-186 (3OT)	47
Dan Issel	vs. New Jersey Nets	1/31/80	W	127-126	47
Jamal Murray	@ Phoenix Suns	12/29/18	W	122-118	46
Antonio McDyess	vs. Vancouver Grizzlies	2/28/99	W	116-112	46
Alex English	vs. Milwaukee Bucks	1/24/87	W	132-122	46
Carmelo Anthony	@ Houston Rockets	3/15/10	L	123-125	45
J.R. Smith	vs. Sacramento Kings	4/13/09	W	118-98	45
Carmelo Anthony	vs. Minn. Timberwolves	12/10/08	W	116-105	45
Carmelo Anthony	vs. Philadelphia 76ers	12/27/05	L	106-108	45
Michael Adams	vs. New Jersey Nets	1/31/91	W	123-119	45
Alex English	@ Sacramento Kings	12/16/86	W	120-119	45
Alex English	vs. Portland Trail Blazers	11/8/84	W	128-125	45
Kiki Vandeweghe	vs. Houston Rockets	3/6/84	W	130-128	45
Alex English	@ Los Angeles Lakers	11/21/82	L	129-143	45
Allen Iverson	vs. Phoenix Suns	3/17/07	W	131-107	44
Allen Iverson	vs. Seattle SuperSonics	12/28/06	W	112-98	44
Nick Van Exel	vs. Milwaukee Bucks	11/1/01	L	101-102	44
Nick Van Exel	@ Los Angeles Clippers	4/15/00	W	115-114 (OT)	44
Michael Adams	@ Sacramento Kings	12/26/90	W	128-112	44
Alex English	vs. Portland Trail Blazers	12/19/85	W	123-118	44
Alex English	vs. Utah Jazz	11/10/84	W	147-135	44
Alex English	vs. Utah Jazz	3/3/84	W	131-122	44
David Thompson	vs. Cleveland Cavaliers	3/1/81	W	137-127	44
David Thompson	@ Phoenix Suns	11/23/80	L	113-131	44
David Thompson	@ Philadelphia 76ers	4/8/79	L	111-112	44
David Thompson	vs. San Antonio Spurs	3/23/77	L	120-122	44
Carmelo Anthony	@ Dallas Mavericks	3/27/09	W	103-101	43
J.R. Smith	@ Chicago Bulls	2/22/08	L	121-135	43
Carmelo Anthony	vs. Phoenix Suns	1/10/06	W	139-137 (3OT)	43
Alex English	@ New Jersey Nets	1/24/89	L	115-117	43
Alex English	vs. San Antonio Spurs	3/5/87	W	121-104	43
Alex English	vs. New Jersey Nets	11/18/86	W	125-112	43
Alex English	vs. New Jersey Nets	1/22/86	W	137-124	43
Kiki Vandeweghe	vs. Phoenix Suns	4/8/84	L	121-126	43
Alex English	@ Detroit Pistons	12/23/82	W	135-127	43
David Thompson	vs. Los Angeles Lakers	3/29/81	W	148-146	43
David Thompson	vs. Seattle Supersonics	11/1/80	W	123-118	43
George McGinnis	@ Houston Rockets	1/9/80	L	112-114	43
Carmelo Anthony	vs. Dallas Mavericks	2/10/11	W	121-120	42
Carmelo Anthony	vs. Memphis Grizzlies	11/1/09	W	133-123	42
Carmelo Anthony	@ Boston Celtics	12/15/06	L	114-119	42
Carmelo Anthony	@ Charlotte Bobcats	12/13/05	W	101-85	42
Jay Vincent	@ Phoenix Suns	1/11/88	L	115-127	42
Alex English	vs. Portland Trail Blazers	2/4/86	W	119-118	42
Alex English	@ Milwaukee Bucks	1/13/86	W	119-115	42
Alex English	vs. Houston Rockets	12/30/85	W	125-122	42
Alex English	vs. Golden State Warriors	4/7/85	W	130-125	42
Kiki Vandeweghe	vs. Seattle SuperSonics	4/3/84	W	124-113	42
Kiki Vandeweghe	vs. Kansas City Kings	1/20/84	W	116-114	42
Alex English	@ Kansas City Kings	3/18/81	W	126-124 (2OT)	42
David Thompson	vs. Indiana Pacers	11/26/77	W	136-123	42
David Thompson	@ New Orleans Jazz	3/26/78	W	109-100	42

TOP INDIVIDUAL SCORING GAMES

SINCE JOINING THE NBA IN 1976-77

PLAYER	SITE	DATE	W/L	SCORE	PTS
Nikola Jokic	vs. Brooklyn Nets	11/7/17	W	112-104	41
J.R. Smith	vs. Atlanta Hawks	12/23/09	W	124-104	41
Carmelo Anthony	@ Memphis Grizzlies	12/20/09	L	96-102	41
Carmelo Anthony	@ Portland Trail Blazers	10/29/09	W	97-94	41
Linas Kleiza	vs. Utah Jazz	1/17/08	W	120-109	41
Carmelo Anthony	vs. Seattle SuperSonics	3/30/04	W	124-119	41
Nick Van Exel	@ Charlotte Hornets	3/30/01	W	103-96	41
Nick Van Exel	@ Los Angeles Lakers	4/5/99	L	104-117	41
Michael Adams	vs. Houston Rockets	4/5/91	L	120-126	41
Michael Adams	vs. Golden State Warriors	2/23/91	W	150-145	41
Michael Adams	@ Milwaukee Bucks	1/29/91	W	126-122	41
Walter Davis	vs. Seattle SuperSonics	11/9/90	L	129-135	41
Alex English	vs. Portland Trail Blazers	12/20/88	L	124-127	41
Alex English	vs. New York Knicks	11/29/88	W	139-119	41
Alex English	@ San Antonio Spurs	2/17/87	L	126-131	41
Alex English	vs. Phoenix Suns	2/25/86	W	112-99	41
Alex English	@ Los Angeles Lakers	1/8/85	W	126-124	41
Alex English	vs. Kansas City Kings	2/25/84	W	148-136	41
Kiki Vandeweghe	vs. Dallas Mavericks	2/8/84	L	114-120	41
Kiki Vandeweghe	vs. Seattle SuperSonics	1/3/84	L	110-109	41
Alex English	vs. Golden State Warriors	12/27/82	W	130-128	41
Alex English	@ Indiana Pacers	12/8/82	L	126-130	41
David Thompson	@ San Antonio Spurs	1/2/82	L	133-148	41
George McGinnis	vs. New York Knicks	1/12/79	W	126-119	41
David Thompson	@ New York Knicks	1/31/78	W	119-115	41
David Thompson	@ Houston Rockets	1/12/78	W	109-106	41
Nikola Jokic	vs. Portland Trail Blazers	1/13/19	W	116-113	40
Nikola Jokic	@ New York Knicks	2/10/17	W	131-123	40
Danilo Gallinari	@ Orlando Magic	3/22/15	W	119-100	40
Carmelo Anthony	@ Cleveland Cavaliers	2/18/10	W	118-116 (OT)	40
Carmelo Anthony	@ Detroit Pistons	12/10/09	L	99-101	40
J.R. Smith	vs. Washington Wizards	3/20/09	W	116-105	40
Carmelo Anthony	@ Miami Heat	12/9/05	W	100-92	40
Antonio McDyess	vs. Houston Rockets	11/30/00	L	105-109 (OT)	40
Antonio McDyess	@ Houston Rockets	1/20/00	L	115-122	40
Orlando Woolridge	@ Phoenix Suns	11/10/90	L	143-173	40
Alex English	@ Los Angeles Clippers	2/20/87	L	107-121	40
Alex English	vs. Dallas Mavericks	1/31/85	W	121-110	40
Kiki Vandeweghe	vs. Boston Celtics	12/30/82	L	145-132	40
Alex English	@ Dallas Mavericks	11/13/82	W	140-130	40
Kiki Vandeweghe	@ Boston Celtics	2/5/82	L	144-145	40
David Thompson	@ Phoenix Suns	11/23/80	L	113-131	40
Alex English	@ Kansas City Kings	3/20/80	L	105-121	40
David Thompson	@ New Jersey Nets	3/17/78	L	109-111 (OT)	40
Dan Issel	vs. Indiana Pacers	2/22/78	L	96-99	40
David Thompson	@ New Orleans Jazz	4/10/77	L	125-139	40
David Thompson	@ Philadelphia 76ers	3/9/77	L (2OT)	125-129	40
Dan Issel	@ Kansas City Kings	2/25/77	W	130-128	40
David Thompson	@ Portland Trail Blazers	2/8/77	W	119-111	40

50+ GAMES BY PLAYER

2	Carmelo Anthony
2	Alex English
2	Kiki Vandeweghe
1	Mahmoud Abdul-Rauf
1	Michael Adams
1	Allen Iverson
1	David Thompson

40+ GAMES BY PLAYER

33	Alex English
19	Carmelo Anthony
17	David Thompson
11	Kiki Vandeweghe
6	Michael Adams
4	J.R. Smith
4	Nick Van Exel
4	Nikola Jokic
3	Dan Issel
3	Allen Iverson
3	Antonio McDyess
2	Danilo Gallinari
2	George McGinnis
2	Jamal Murray
1	Mahmoud Abdul-Rauf
1	Walter Davis
1	Linas Kleiza
1	Jay Vincent
1	Orlando Woolridge

TOP OPPONENT INDIVIDUAL SCORING GAMES

SINCE JOINING THE NBA IN 1976-77

PLAYER	TEAM	SITE	DATE	W/L	PTS
Adrian Dantley	Utah	Utah	2/6/81	L	55
Adrian Dantley	Utah	Utah	4/10/82	W	53
George Gervin	San Antonio	San Antonio	1/8/80	W	53
Bernard King	Washington	Washington	12/29/90	W	52
Charles Smith	L.A. Clippers	Denver	12/1/90	W	52
Hakeem Olajuwon	Houston	Denver	4/19/90	L (OT)	52
Michael Jordan	Chicago	Denver	11/26/88	L	52
Kevin Durant	Oklahoma City	Oklahoma City	2/19/12	W (OT)	51
Tracy McGrady	Orlando	Denver	11/14/03	L	51
Kobe Bryant	L.A. Lakers	Denver	2/12/03	W	51
Adrian Dantley	Utah	Denver	1/7/81	W	51
Russell Westbrook	Oklahoma City	Denver	4/9/17	W	50
Anthony Davis	New Orleans	New Orleans	10/26/17	W	50
James Harden	Houston	Houston	3/19/15	L	50
Cliff Robinson	Phoenix	Phoenix	1/16/00	W	50
Jim Jackson	Dallas	Denver	11/26/94	W (OT)	50
Michael Jordan	Chicago	Chicago	3/24/92	W	50
John Drew	Atlanta	Atlanta	12/30/78	W	50
Otis Birdsong	Kansas City	Denver	1/29/80	W	49
World B. Free	San Diego	San Diego	2/2/79	W	49
Hakeem Olajuwon	Houston	Houston	1/30/97	L	48
Karl Malone	Utah	Denver	1/6/90	W	48
Mike Dunleavy	Houston	Houston	12/6/80	W	48
Paul Westphal	Phoenix	Phoenix	11/27/77	W	48
Victor Oladipo	Indiana	Indiana	12/10/17	W (OT)	47
Darius Miles	Portland	Denver	4/19/05	L	47
Scottie Pippen	Chicago	Chicago	2/18/97	W	47
Isiah Thomas	Detroit	Denver	12/13/83	W (3OT)	47
Adrian Dantley	Utah	Utah	11/25/83	W	47
Donovan Mitchell	Utah	Utah	4/9/19	W	46
Mark Aguirre	Dallas	Dallas	3/1/85	L	46
Mark Aguirre	Dallas	Dallas	3/24/84	W	46
Damian Lillard	Portland	Neutral*	8/6/20	W	45
Ben Gordon	Detroit	Denver	3/21/12	L	45
Tracy McGrady	Houston	Denver	1/9/05	W	45
Paul Pierce	Boston	Boston	1/24/03	W	45
Hakeem Olajuwon	Houston	Houston	3/29/97	W	45
Vernon Maxwell	Houston	Denver	4/5/91	W	45
Rickey Green	Utah	Las Vegas	4/10/84	W	45
Pete Maravich	New Orleans Jazz	New Orleans	4/10/77	W	45
LaMarcus Aldridge	Portland	Portland	1/23/14	L	44
Kevin Durant	Oklahoma City	Oklahoma City	12/25/10	W	44
Dirk Nowitzki	Dallas	Denver	1/13/09	L	44
Ray Allen	Seattle	Seattle	1/23/07	L	44
Quentin Richardson	L.A. Clippers	Los Angeles	12/31/03	W	44
Larry Hughes	Golden State	Golden State	4/9/00	W	44
Isiah Thomas	Detroit	Denver	3/25/83	L	44
Elvin Hayes	Washington	Washington	3/2/77	W (OT)	44
Paul George	Oklahoma City	Denver	2/1/18	L	43
Kevin Love	Minnesota	Denver	12/18/10	L	43
LeBron James	Cleveland	Cleveland	2/18/10	L	43
Tracy McGrady	Orlando	Orlando	3/9/03	W	43
Larry Bird	Boston	Boston	12/5/90	W	43
David Robinson	San Antonio	San Antonio	11/7/90	W	43
Clyde Drexler	Portland	Denver	12/20/88	W	43
Sidney Moncrief	Milwaukee	Denver	11/19/83	L	43
Adrian Dantley	Utah	Utah	11/10/82	W	43

TOP OPPONENT INDIVIDUAL SCORING GAMES

SINCE JOINING THE NBA IN 1976-77

PLAYER	TEAM	SITE	DATE	W/L	PTS
Adrian Dantley	Utah	Denver	11/28/81	L (OT)	43
Phil Smith	Golden State	Denver	11/9/76	L	43
Trae Young	Atlanta	Denver	11/12/19	W	42
Michael Redd	Milwaukee	Milwaukee	2/23/08	W	42
Kobe Bryant	L.A. Lakers	Denver	4/6/06	L	42
Jason Richardson	Golden State	Oakland	1/17/05	W	42
Kobe Bryant	L.A. Lakers	Los Angeles	1/2/05	W	42
Kobe Bryant	L.A. Lakers	Los Angeles	2/11/03	W	42
Vince Carter	Toronto	Toronto	12/7/01	W (OT)	42
Rasheed Wallace	Portland	Portland	2/20/01	W	42
David Robinson	San Antonio	Denver	4/16/95	W	42
Kevin Johnson	Phoenix	Phoenix	4/3/94	W	42
Derrick Coleman	New Jersey	New Jersey	2/15/91	W	42
Sherman Douglas	Miami	Denver	12/27/90	W	42
Allen Leavell	Houston	Houston	2/2/83	W	42
Adrian Dantley	Utah	Denver	2/10/82	W	42
Calvin Murphy	Houston	Houston	1/3/81	L	42
Adrian Dantley	Utah	Utah	10/18/80	W	42
World B. Free	San Diego	Denver	3/30/79	L	42
John Williamson	New Jersey	New Jersey	3/17/78	W (OT)	42
James Harden	Houston	Denver	2/25/18	W	41
Anthony Davis	New Orleans	New Orleans	4/4/17	W	41
Eric Bledsoe	Phoenix	Phoenix	1/28/17	W	41
James Harden	Houston	Denver	12/17/14	L (OT)	41
Jordan Crawford	Golden State	Denver	4/16/14	L	41
Brandon Roy	Portland	Portland	12/25/09	W	41
Al Harrington	New York	Denver	11/27/09	L	41
Amare Stoudemire	Phoenix	Phoenix	3/31/08	W	41
Mike Miller	Memphis	Memphis	3/17/06	W	41
Antawn Jamison	Golden State	Golden State	4/6/03	W	41
Chris Webber	Sacramento	Sacramento	3/9/01	W	41
Mitch Richmond	Sacramento	Sacramento	1/4/96	W	41
Hakeem Olajuwon	Houston	Denver	1/14/95	L	41
Karl Malone	Utah	Utah	4/13/91	W	41
Charles Barkley	Philadelphia	Denver	1/5/91	W	41
Thurl Bailey	Utah	Denver	3/14/88	W	41
Alvin Robertson	San Antonio	Denver	12/21/85	W	41
John Long	Detroit	Denver	12/13/83	W (3OT)	41
Scott Wedman	Kansas City	Kansas City	3/18/81	W (2OT)	41
Moses Malone	Houston	Denver	10/21/80	W	41
George Gervin	San Antonio	Denver	12/11/79	L	41
Nate Williams	New Orleans Jazz	New Orleans	4/10/77	W	41
Anthony Davis	New Orleans	New Orleans	11/17/18	W	40
DeMarcus Cousins	New Orleans	New Orleans	12/6/17	W	40
James Harden	Houston	Denver	3/18/17	L	40
Andrew Wiggins	Minnesota	Denver	2/15/17	L	40
Damian Lillard	Portland	Denver	12/15/16	W	40
Kevin Durant	Oklahoma City	Denver	2/9/15	L	40
Kobe Bryant	L.A. Lakers	Denver	12/26/12	L	40
Chris Bosh	Miami Heat	Miami	11/3/12	W	40
Russell Westbrook	Oklahoma City	Oklahoma City	2/19/12	W (OT)	40
O.J. Mayo	Memphis	Denver	11/1/09	L	40
Gerald Wallace	Charlotte	Charlotte	1/14/08	W	40
Vince Carter	New Jersey	Denver	1/27/07	W	40
Shaquille O'Neal	L.A. Lakers	Los Angeles	1/22/02	L	40
Shaquille O'Neal	L.A. Lakers	Denver	3/13/00	W	40
Jerry Stackhouse	Detroit	Detroit	3/8/00	W	40
Tracy Murray	Toronto	Toronto	3/18/96	L	40
Dennis Scott	Orlando	Orlando	3/8/91	W	40
Sleepy Floyd	Houston	Denver	2/26/91	W	40
Charles Barkley	Philadelphia	Philadelphia	12/7/90	W	40
Karl Malone	Utah	Utah	11/3/89	W	40
Karl Malone	Utah	Utah	4/12/89	W	40
Isiah Thomas	Detroit	Detroit	1/2/88	L	40
Larry Bird	Boston	Boston	12/9/87	L	40
Michael Jordan	Chicago	Chicago	12/9/86	W	40
Larry Bird	Boston	Denver	2/20/85	L	40
Mickey Johnson	Golden State	Golden State	2/28/84	W (OT)	40
Walter Davis	Phoenix	Phoenix	12/26/83	W (OT)	40
Adrian Dantley	Utah	Denver	10/28/83	L	40
Adrian Dantley	Utah	Utah	2/15/82	L	40
Brian Winters	Milwaukee	Denver	1/22/82	W	40
Adrian Dantley	Utah	Utah	12/4/80	W	40
Walter Davis	Phoenix	Denver	11/24/79	W	40
Billy Knight	Buffalo	Denver	1/25/78	L (OT)	40
Bob Lanier	Detroit	Detroit	2/4/77	W	40

DAVID THOMPSON'S 73-POINT GAME



On April 9, 1978, David Thompson became just the second player in NBA history (Wilt Chamberlain) to score more than 72 points in a game as he hit for 73 against the Detroit Pistons on the final day of the regular season at Detroit's Cobo Arena.

DT broke the NBA record for points in a quarter (32 in the 1st) and field goals in a quarter (18 in the 1st).

His 73 points still stand as the most scored by an individual in Nuggets history and are the third-most (Wilt Chamberlain, 100, Kobe Bryant, 81) ever scored in a non-overtime game in NBA annals.

Despite DT's heroics, the Nuggets lost, 139-137.

DENVER NUGGETS (137)

PLAYER	MIN	FG	FGA	FT	FTA	OFF	DEF	REB	AST	PF	STL	TO	BS	PTS
Bobby Jones	15	2	2	0	0	3	3	2	0	0	4	0	0	4
Bobby Wilkerson	32	1	8	0	0	0	5	5	3	5	3	5	1	2
Dan Issel	32	6	9	2	2	3	6	9	10	2	2	4	1	14
DAVID THOMPSON	**43**	**28**	**38**	**17**	**20**	**3**	**4**	**7**	**2**	**2**	**0**	**4**	**1**	**73**
Anthony Roberts	34	5	8	2	2	2	3	5	1	5	3	3	0	12
Bo Ellis	23	2	4	1	1	1	3	4	6	2	0	0	2	5
Tom LaGarde	14	2	5	3	4	0	4	2	0	3	1	2	0	7
Ralph Simpson	24	4	9	1	1	1	2	3	4	2	2	3	0	9
Norman Cook	4	1	1	0	0	1	2	3	1	1	0	0	0	2
Mack Calvin	9	3	4	1	2	0	0	0	0	1	0	1	0	7
Robert Smith	10	1	2	0	0	0	1	1	1	1	0	0	0	2
TOTALS	**240**	**55**	**90**	**29**	**32**	**11**	**33**	**44**	**30**	**24**	**11**	**26**	**5**	**137**

FG Pct.: .611 FT Pct.: .844

DETROIT PISTONS (139)

PLAYER	MIN	FG	FGA	FT	FTA	OFF	DEF	REB	AST	PF	STL	TO	BS	PTS
M.L. Carr	39	10	18	5	6	4	5	9	1	2	2	3	0	25
John Shumate	41	8	11	4	4	1	8	9	1	4	2	1	2	20
Dan Poquette	23	5	7	1	2	2	3	5	0	1	0	1	1	11
Eric Toney	33	11	24	1	1	0	2	2	4	3	3	0	0	23
Chris Ford	35	8	14	3	4	1	3	4	9	3	4	5	0	19
Jim Bostic	15	4	8	2	5	3	1	4	0	0	0	2	0	10
Al Skinner	30	8	12	11	11	3	2	5	3	4	0	2	0	27
Jim Price	24	2	8	0	0	1	1	2	5	4	2	3	0	4
TOTALS	**240**	**55**	**102**	**27**	**33**	**15**	**25**	**40**	**23**	**21**	**13**	**17**	**3**	**139**

FG Pct.: .549 FT Pct.: .818

SCORE BY PERIODS	1	2	3	4	FINAL
Denver	42	41	23	31	137
Detroit	36	33	35	35	139

Attendance: 3,482 Time of Game: 2:02

NUGGETS 20-20 CLUB SINCE 1976-77

PLAYER	OPPONENT	RESULT	DATE	POINTS	REBS
Nikola Jokic	@ Utah	W	2/5/20	30	21
Nikola Jokic	@ Utah	L	1/23/19	28	21
Nikola Jokic	vs. Brooklyn	L	11/9/18	37	21
Kenneth Faried	vs. Dallas	W	3/6/16	25	20
Kenneth Faried	vs. Minnesota	W	12/26/14	26	25
Kenneth Faried	vs. Utah	W	4/12/14	24	21
Timofey Mozgov	@ Golden State	W	4/10/14	23	29
Carmelo Anhony	@ Phoenix	L	11/15/10	20	22
Marcus Camby	@ Charlotte	L	1/14/08	20	23
Marcus Camby	@ L.A. Lakers	W	4/3/07	21	20
Marcus Camby	@ Phoenix	L	12/2/05	33	20
Marcus Camby	vs. Memphis	W	11/20/05	21	21
Marcus Camby	@ Seattle (OT)	W	1/18/05	25	24
Raef LaFrentz	vs. Sacramento	W	4/18/01	32	20
Antonio McDyess	vs. Orlando	L	2/26/01	24	21
Antonio McDyess	vs. Vancouver	W	1/17/01	20	20
Antonio McDyess	vs. Houston (OT)	L	11/30/00	40	20
Antonio McDyess	@ L.A. Clippers (OT)	W	4/15/00	30	21
Nick Van Exel	vs. Atlanta	W	11/8/99	23	20*
Danny Fortson	@ Sacramento	L	4/15/99	20	23
Ervin Johnson	@ Dallas	W	4/19/97	21	26
Mark Jackson	vs. New Jersey	W	1/20/97	21	22*
Mahmoud Abdul-Rauf	@ Phoenix (3 OT)	W	11/15/95	30	20*
Dikembe Mutombo	vs. Chicago	W	1/30/93	29	22
Dikembe Mutombo	@ Minnesota	L	2/3/92	39	21
Dikembe Mutombo	vs. Charlotte	W	11/26/91	21	20
Fat Lever	vs. San Antonio	L	4/20/90	20	22
Fat Lever	vs. Golden State	W	2/19/90	29	20
Fat Lever	@ Houston	W	4/5/88	22	21
Fat Lever	vs. Cleveland	W	3/2/88	20	20
Alex English	vs. Kansas City	W	4/17/83	31	20
Dan Issel	vs. San Antonio	W	1/24/81	32	21
George McGinnis	vs. San Antonio	W	12/12/78	38	20
George McGinnis	vs. Phoenix	W	10/25/78	33	24

OPPONENTS 20-20 CLUB SINCE 1976-77

PLAYER	TEAM	RESULT	DATE	PTS	REBS
Clint Capela	@ Houston	W	2/9/18	23	25
DeMarcus Cousins	@ New Orleans	W	12/6/17	40	22
DeMarcus Cousins	Sacramento	W	2/19/16	37	20
DeAndre Jordan	LA Clippers	W	4/13/15	20	21
Greg Monroe	@ Detroit	W	2/6/15	22	25
Dwight Howard	@ L.A. Lakers	W	11/30/12	28	20
Kevin Love	@ Minnesota	W	3/25/12	30	21
Carlos Boozer	@ Utah ^	L	4/30/10	22	20
Zach Randolph	@ Memphis	L	12/20/09	32	24
Dwight Howard	@ Orlando	W	2/13/08	23	24
Kevin Garnett	@ Minnesota ^	W	4/21/04	20	22
Jermaine O'Neal	@ Indiana	W	11/4/03	25	20
Anthony Mason	@ Charlotte	W	12/11/96	25	21
Karl Malone	@ Utah	L	12/7/95	26	22
David Robinson	San Antonio	L	11/15/94	33	20
Otis Thorpe	Houston	L	1/20/94	24	20
Kevin Willis	@ Atlanta	W	12/11/92	25	22
Scott Skiles	@ Orlando	W	3/8/92	20	20*
Dennis Rodman	@ Detroit	W	1/2/91	34	23
Scott Skiles	@ Orlando	W	12/30/90	22	30*
Charles Barkley	@ Philadelphia	W	12/7/90	40	22
Otis Thorpe	@ Houston	W	11/6/90	21	22
Patrick Ewing	@ New York	L	3/31/90	37	21
Magic Johnson	@ L.A. Lakers	W	11/17/89	24	24*
Roy Tarpley	Dallas	W	4/23/89	20	20
Hakeem Olajuwon	@ Houston	L	3/21/89	36	23
Herb Williams	@ Indiana	W	1/23/89	21	29
John Stockton	Utah	W	3/14/88	24	20*
Jerome Kersey	@ Portland	W	2/12/88	34	20
Charles Barkley	@ Philadelphia	W	3/20/87	26	25
James Donaldson	@ Dallas	W	12/19/86	20	22
Kevin Willis	@ Atlanta	W	3/11/86	39	21
Ralph Sampson	@ Houston	W	2/27/86	31	22
Hakeem Olajuwon	Houston	L	3/5/85	20	25
Maurice Lucas	@ Phoenix	W	12/26/83	29	25
Dan Roundfield	@ Atlanta	L	11/29/83	24	22
Moses Malone	Philadelphia	W	2/1/83	30	24
Larry Smith	@ Golden State	L	3/28/81	23	31
Moses Malone	Houston	L	3/15/81	31	23
Moses Malone	@ Houston	W	2/3/81	38	26
Swen Nater	@ San Diego	W	11/25/80	26	20
Artis Gilmore	@ Chicago	L	11/8/80	22	21
Larry Smith	@ Golden State	W	10/29/80	22	22
Moses Malone	Houston	W	10/21/80	41	26
Swen Nater	@ San Diego	W	3/13/80	21	22
Mark Landsberger	Chicago	L	1/28/79	21	29
Jack Sikma	@ Seattle	L	1/5/79	23	23
Elvin Hayes	Washington	W	12/16/77	33	20
Artis Gilmore	@ Chicago	W	12/13/77	20	26
Moses Malone	@ Houston	L	4/9/77	22	21
Maurice Lucas	Portland	L	2/19/77	35	20
Bob McAdoo	@ Buffalo	W	11/11/76	22	25

* Assists
^ Playoffs

ALL-TIME TRIPLE DOUBLES
SINCE JOINING THE NBA IN 1976-77

POINTS, REBOUNDS, ASSISTS (90)

PLAYER	POINTS	REBOUNDS	ASSISTS	DATE	OPPONENT
Nikola Jokic^	16	22	13	9/15/20	@ LA Clippers
Nikola Jokic	30	12	10	8/3/20	@ Oklahoma City
Nikola Jokic	23	18	11	3/1/20	vs. Toronto
Nikola Jokic	30	21	10	2/5/20	@ Utah
Nikola Jokic	39	10	11	2/2/20	@ Detroit
Nikola Jokic	24	12	11	1/26/20	vs. Houston
Nikola Jokic	19	12	10	1/22/20	@ Houston
Nikola Jokic	31	10	10	12/28/19	vs. Memphis
Nikola Jokic	22	12	10	12/23/19	@ Phoenix
Nikola Jokic	22	10	10	12/20/19	vs. Minnesota
Nikola Jokic	28	14	12	12/14/20	vs. Oklahoma City
Nikola Jokic	18	16	10	11/22/20	vs. Boston
Nikola Jokic	10	10	10	10/29/20	vs. Dallas
Nikola Jokic	23	14	12	10/25/20	vs. Phoenix
Nikola Jokic*^	21	12	11	5/5/19	@ Portland
Nikola Jokic*^	33	18	14	5/3/19	@ Portland
Nikola Jokic*	21	15	10	4/27/19	vs. San Antonio
Nikola Jokic*	10	14	14	4/13/19	vs. San Antonio
Nikola Jokic	20	18	11	2/13/19	vs. Sacramento
Nikola Jokic^	27	10	10	2/8/19	@ Philadelphia
Nikola Jokic^	25	14	10	2/6/19	@ Brooklyn
Nikola Jokic	13	16	10	2/2/19	@ Minnesota
Nikola Jokic	20	13	10	1/30/19	@ New Orleans
Nikola Jokic	32	18	10	1/26/19	vs. Philadelphia
Nikola Jokic	19	11	12	1/19/19	vs. Cleveland
Nikola Jokic^	18	14	10	1/10/19	vs. L.A. Clippers
Nikola Jokic^	29	11	10	1/8/19	@ Miami
Nikola Jokic	19	14	15	1/1/19	vs. New York
Nikola Jokic	23	11	15	12/3/18	@ Toronto
Nikola Jokic	35	11	11	10/20/18	vs. Phoenix
Nikola Jokic	15	20	11	4/9/18	vs. Portland
Nikola Jokic	23	11	11	4/7/18	@ LA Clippers
Nikola Jokic	23	12	10	3/15/18	vs. Detroit
Nikola Jokic	20	11	10	3/11/18	vs. Sacramento
Nikola Jokic	28	11	11	2/23/18	vs. San Antonio
Nikola Jokic^	30	15	17	2/15/18	@ Milwaukee
Nikola Jokic^	23	13	11	2/13/18	vs. San Antonio
Nikola Jokic	29	13	14	2/1/18	vs. Oklahoma City
Nikola Jokic	11	16	11	1/27/18	vs. Dallas
Nikola Jokic	22	12	11	1/8/18	@ Golden State
Nikola Jokic	26	13	10	3/31/17	@ Charlotte
Nikola Jokic	17	14	10	3/16/17	vs. L.A. Clippers
Nikola Jokic^	13	14	10	3/1/17	@ Milwaukee
Nikola Jokic^	19	16	10	2/28/17	@ Chicago
Nikola Jokic	17	21	12	2/13/17	vs. Golden State
Nikola Jokic	20	12	11	2/3/17	vs. Milwaukee
Andre Iguodala	12	13	10	4/10/13	vs. San Antonio
Marcus Camby	13	15	10	3/16/08	vs. Seattle
Carmelo Anthony	31	10	10	2/5/07	vs. Phoenix
Andre Miller	24	10	10	1/26/04	vs. Minnesota
Rodney White	17	12	10	3/24/03	vs. Dallas
James Posey	19	14	10	11/2/02	@ Portland
Robert Pack	12	10	11	4/13/01	vs. Golden State
Mark Jackson	20	10	12	1/28/97	@ Utah
Mark Jackson	15	16	12	1/22/97	vs. Vancouver
Reggie Williams	14	10	11	1/14/95	vs. Houston
Robert Pack	21	10	17	11/26/94	vs. Dallas
Michael Adams	45	11	12	1/31/91	vs. New Jersey
Fat Lever	20	22	11	4/20/90	vs. San Antonio
Fat Lever	17	11	10	3/20/90	vs. L.A. Clippers
Fat Lever	18	12	12	2/25/90	vs. Boston
Fat Lever^	19	14	10	11/9/89	vs. Houston
Fat Lever^	20	14	12	11/8/89	vs. Sacramento
Fat Lever*	20	12	17	4/28/89	@ Phoenix
Fat Lever	15	13	23	4/21/89	@ Golden State
Fat Lever	26	11	11	4/9/89	@ Portland
Fat Lever	24	11	12	3/27/89	@ L.A. Clippers
Fat Lever	17	11	10	3/2/89	vs. Houston
Fat Lever	16	12	16	2/26/89	vs. Philadelphia
Fat Lever	23	13	11	2/2/89	vs. Atlanta
Fat Lever	12	18	10	12/17/88	vs. L.A. Clippers
Fat Lever	15	10	17	12/6/88	@ New York
Fat Lever	17	13	12	11/29/88	vs. New York
Fat Lever*	11	11	12	5/14/88	@ Dallas
Fat Lever	25	19	13	4/17/88	vs. Dallas
Fat Lever	21	10	15	3/31/88	vs. Sacramento
Fat Lever	20	20	12	3/2/88	vs. Cleveland
Fat Lever	15	10	16	2/24/88	@ Utah
Fat Lever	19	13	10	2/12/88	@ Portland
Fat Lever	31	16	12	1/7/88	@ Chicago

POINTS, REBOUNDS, ASSISTS (90) (CONT.)

PLAYER	POINTS	REBOUNDS	ASSISTS	DATE	OPPONENT
Fat Lever^	24	14	10	1/29/87	vs. Dallas
Fat Lever	18	11	13	12/9/87	@ Boston
Fat Lever	16	10	10	12/1/87	@ Houston
Fat Lever	21	13	14	11/24/87	vs. New Jersey
Fat Lever	15	12	11	11/21/87	@ L.A. Clippers
Fat Lever	11	10	10	11/6/87	vs. L.A. Clippers
Fat Lever	28	11	10	4/7/87	@ Golden State
Fat Lever	27	13	11	3/21/87	@ Washington
Fat Lever	20	10	15	3/5/87	vs. San Antonio
Fat Lever	15	16	10	3/2/87	vs. Sacramento
Fat Lever	18	12	13	2/24/87	vs. Houston
Fat Lever	10	10	14	2/18/87	vs. L.A. Lakers
Fat Lever	26	14	11	2/3/87	@ Houston
Fat Lever^	36	12	10	1/26/87	@ Portland
Fat Lever^	25	15	12	1/24/87	vs. Milwaukee
Fat Lever	17	10	10	1/10/87	vs. Phoenix
Fat Lever	23	11	12	1/2/87	vs. Houston
Fat Lever	17	11	14	12/16/86	@ Sacramento
Fat Lever	12	10	10	12/9/86	@ Chicago
Fat Lever	20	10	12	12/3/86	@ Boston
Fat Lever	13	12	14	11/6/86	vs. Utah
Fat Lever	14	12	14	11/27/85	@ Golden State
Fat Lever*	19	16	18	4/30/85	vs. San Antonio
Alex English	22	10	10	3/21/84	vs. Houston
Alex English	33	10	10	12/15/82	@ Milwaukee
Alex English	33	13	12	3/30/82	vs. Seattle
Alex English	32	13	10	3/16/82	vs. Utah
Alex English	22	11	15	3/5/82	vs. Washington
George McGinnis	17	16	12	11/27/79	vs. Washington
George McGinnis	20	11	10	11/16/79	vs. L.A. Lakers
Jim Price	14	10	11	2/2/77	vs. Washing

* Playoff Game ^ Consecutive Games

POINTS, REBOUNDS, BLOCKED SHOTS (9)

PLAYER	POINTS	REBOUNDS	BLOCKS	DATE	OPPONENT
Marcus Camby	10	11	10	12/26/07	vs. Milwaukee
Dikembe Mutombo	22	16	10	12/2/95	vs. Minnesota
Dikembe Mutombo	18	18	10	4/2/95	@ Cleveland
Dikembe Mutombo	12	14	11	11/8/94	@ Dallas
Dikembe Mutombo^	13	13	11	4/7/94	vs. Seattle
Dikembe Mutombo^	11	16	11	4/5/94	vs. L.A. Clippers
Dikembe Mutombo	17	13	11	11/26/93	vs. Portland
Dikembe Mutombo	16	21	12	4/18/93	vs. L.A. Clippers
Dikembe Mutombo	21	16	10	3/25/93	vs. Golden State

POINTS, ASSISTS, STEALS (1)

PLAYER	POINTS	ASSISTS	STEALS	DATE	OPPONENT
Fat Lever	13	15	10	3/9/85	vs. Indiana

BY NUMBER

PLAYER	NO
Fat Lever	46 (includes 3 in playoffs)
Nikola Jokic	46 (includes 5 in playoffs)
Dikembe Mutombo	8
Alex English	5
Marcus Camby	2
Mark Jackson	2
George McGinnis	2
Robert Pack	2

PLAYER	NO
Michael Adams	1
Carmelo Anthony	1
Andre Iguodala	1
Andre Miller	1
James Posey	1
Jim Price	1
Rodney White	1
Reggie Williams	1
Total	**107**

ALL-TIME OPPONENT TRIPLE DOUBLES

SINCE JOINING THE NBA IN 1976-77

OPPONENTS TRIPLE-DOUBLES

PLAYER	TEAM	NO.
Magic Johnson	LA Lakers	16
Jason Kidd	Dallas-Phoenix-NJ	6
LeBron James	Cleveland-LAL	6
Russell Westbrook	Oklahoma City	4
Johnny Moore	San Antonio	3 (1 in playoffs)
Larry Bird	Boston	2
Kevin Garnett	Minnesota	2 (1 in playoffs)
Draymond Green	Golden State	2
Michael Jordan	Chicago	2
Alvin Robertson	San Antonio	2
Charles Barkley	Houston-Phoenix	2
Alvin Adams	Phoenix	1
Mark Aguirre	Dallas	1
Giannis Antetokounmpo	Milwaukee	1
Lonzo Ball	L.A. Lakers	1
Andrew Bynum	L.A. Lakers	1 (playoffs)
Dave Cowens	Boston	1
Baron Davis	Golden State	1
Sleepy Floyd	Houston	1
Rickey Green	Utah	1
Anfernee Hardaway	Phoenix	1
Tim Hardaway	Golden State	1
James Harden	Houston	1
Grant Hill	Detroit	1
Serge Ibaka	Oklahoma City	1
Marques Johnson	Milwaukee	1
Pete Maravich	New Orleans	1
Rodney McCray	Sacramento	1
Tracy McGrady	Houston	1
Dirk Nowitzki	Dallas	1
Lamar Odom	L.A. Lakers	1
Paul Pierce	Boston	1
Julius Randle	L.A. Lakers	1
Rajon Rondo	Boston	1
Domantas Sabonis	Indiana	1
John Salmons	Sacramento	1
Ralph Sampson	Houston	1 (playoffs)
Lonnie Shelton	Seattle	1
Jack Sikma	Seattle	1
Josh Smith	Atlanta	1
Steve Smith	Miami	1
Mychal Thompson	Portland	1
Otis Thorpe	Houston	1
Andrew Toney	Philadelphia	1
Wes Unseld	Washington	1
Antoine Walker	Boston	1
Darrell Walker	Washington	1
Hassan Whiteside	Miami	1
Total		**82**

POINTS, REBOUNDS, ASSISTS (82)

PLAYER	TEAM	POINTS	REBOUNDS	ASSISTS	DATE	SITE
LeBron James	L.A. Lakers	32	12	14	2/12/20	Denver
Domantas Sabonis	Indiana	22	15	10	1/19/20	Denver
Russell Westbrook	Oklahoma City	16	12	10	11/24/18	OKC
LeBron James	L.A. Lakers	28	11	11	10/25/18	Los Angeles
LeBron James	Cleveland	25	10	15	3/3/18	Cleveland
Giannis Antetokounmpo	Milwaukee	36	11	13	2/15/18	Milwaukee
Lonzo Ball	L.A. Lakers	11	16	11	11/19/17	Los Angeles
Russell Westbrook	Oklahoma City	50	16	10	4/9/17	Denver
James Harden	Houston	40	10	10	3/18/17	Denver
Russell Westbrook	Oklahoma City	32	17	11	1/7/17	OKC
Draymond Green	Golden State	15	10	13	1/2/17	Golden State
Karl-Anthony Towns	Minnesota	15	11	10	12/28/16	Denver
Russell Westbrook	Oklahoma City	36	11	17	11/25/16	Denver
Russell Westbrook	Oklahoma City	13	14	12	4/5/16	Denver
Julius Randle	L.A. Lakers	13	18	10	3/25/16	Los Angeles
LeBron James	Cleveland	33	11	11	3/21/16	Cleveland
Hassan Whiteside	Miami	19	17	11 (blocks)	1/15/16	Denver
Draymond Green	Golden State	29	17	14	1/2/16	Oakland
Kobe Bryant	LA Lakers	23	11	11	12/30/14	Denver
James Harden	Houston	24	10	10	12/13/13	Houston
Paul Pierce	Boston	27	14	14	2/10/13	Boston
Andrew Bynum*	L.A. Lakers	10	13	10 (blocks)	4/29/12	Los Angeles
Serge Ibaka	Oklahoma City	14	15	11 (blocks)	2/19/12	OKC
Dirk Nowitzki	Dallas	34	10	10	3/29/10	Dallas
Rajon Rondo	Boston	11	11	15	3/24/10	Boston
LeBron James	Cleveland	43	13	15	2/18/10	Cleveland
Tracy McGrady	Houston	20	14	10	12/16/08	Houston
Baron Davis	Golden State	20	10	11	4/10/08	Golden State
Jason Kidd	New Jersey	13	11	10	1/25/08	Denver
Josh Smith	Atlanta	22	12	10	1/23/08	Denver
Lamar Odom	L.A. Lakers	17	14	12	4/3/07	Los Angeles
LeBron James	Cleveland	30	10	10	1/19/07	Denver
John Salmons	Sacramento	21	11	10	12/22/06	Denver
Kevin Garnett*	Minnesota	20	22	10	4/21/04	Minnesota
Antoine Walker	Boston	30	12	14	2/12/02	Denver
Anfernee Hardaway	Phoenix	12	10	11	12/29/01	Phoenix
Jason Kidd	Phoenix	14	10	13	12/23/00	Phoenix
Jason Kidd	Phoenix	11	13	11	4/29/99	Denver
Jason Kidd	Phoenix	28	11	13	2/15/99	Denver
Jason Kidd	Phoenix	14	11	11	4/15/98	Phoenix
Kevin Garnett	Minnesota	18	13	10	1/3/98	Minnesota
Charles Barkley	Houston	15	11	12	12/2/97	Houston
Grant Hill	Detroit	23	13	10	3/17/96	Detroit
Jason Kidd	Dallas	26	12	12	2/29/96	Denver
Charles Barkley	Phoenix	26	19	12	4/9/93	Phoenix
Steve Smith	Miami	21	10	12	2/15/93	Miami

POINTS, REBOUNDS, ASSISTS (82) (CONT.)

PLAYER	TEAM	POINTS	REBOUNDS	ASSISTS	DATE	SITE
Otis Thorpe	Houston	16	13	10	1/14/92	Houston
Magic Johnson LA Lakers	21	10	11	11/19/90	Denver	
Darrell Walker	Washington	10	16	13	3/28/90	Denver
Magic Johnson LA Lakers	17	11	17	2/21/90	Denver	
Tim Hardaway	Golden State	19	10	19	1/8/90	Denver
Larry Bird	Boston	24	12	12	12/8/89	Denver
Magic Johnson LA Lakers	24	17	17	4/18/89	Los Angeles	
Magic Johnson LA Lakers	20	17	15	4/1/89	Los Angeles	
Michael Jordan Chicago	38	12	11	1/13/89	Chicago	
Rodney McCray Sacramento	20	12	10	12/1/88	Sacramento	
Magic Johnson LA Lakers	14	11	10	4/13/88	Denver	
Alvin Robertson San Antonio	18	13	10	4/8/88	San Antonio	
Magic Johnson LA Lakers	18	10	14	1/21/88	Denver	
Sleepy Floyd	Houston	23	13	10	12/19/87	Houston
Ralph Sampson*	Houston	33	17	10	5/6/86	Houston
Alvin Robertson San Antonio	14	10	10	12/28/85	San Antonio	
Magic Johnson LA Lakers	19	10	12	11/8/85	Los Angeles	
Johnny Moore* San Antonio	17	10	16	4/26/85	San Antonio	
Alvin Adams	Phoenix	31	13	11	4/4/85	Phoenix
Andrew Toney	Philadelphia	28	11	12	3/24/85	Philadelphia
Michael Jordan Chicago	35	14	15	1/14/85	Chicago	
Magic Johnson LA Lakers	21	11	14	12/28/84	Denver	
Jack Sikma	Seattle	17	14	10	12/16/84	Denver
Johnny Moore	San Antonio	13	10	16	12/12/84	San Antonio
Rickey Green	Utah	15	10	12	4/22/84	Utah
Magic Johnson LA Lakers	33	13	16	2/17/84	Los Angeles	
Mychal Thompson	Portland	24	16	11	1/6/84	Portland
Marques Johnson	Milwaukee	21	10	11	11/30/83	Milwaukee
Larry Bird	Boston	28	11	10	11/15/83	Denver
Magic Johnson LA Lakers	29	12	14	11/8/83	Denver	
Lonnie Shelton Seattle	17	10	10	3/18/83	Seattle	
Mark Aguirre	Dallas	30	11	16	1/14/83	Dallas
Magic Johnson LA Lakers	10	10	12	11/21/82	Los Angeles	
Magic Johnson LA Lakers	17	15	13	11/3/82	Denver	
Johnny Moore San Antonio	11	10	13	3/24/82	Denver	
Magic Johnson LA Lakers	22	16	14	1/19/82	Denver	
Magic Johnson LA Lakers	24	10	11	12/4/81	Denver	
Magic Johnson LA Lakers	33	15	17	3/29/81	Los Angeles	
Magic Johnson LA Lakers	20	11	11	11/16/79	Denver	
Wes Unseld	Washington	16	11	11	11/18/78	Washington
Dave Cowens	Boston	24	16	10	2/27/77	Boston
Pete Maravich	N.O. Jazz	45	11	10	4/10/77	New Orleans

*Playoffs

HIGHEST SCORING GAME IN NBA HISTORY

An unassuming crowd of 9,655 fans filed into McNichols Arena on Dec. 13, 1983, unaware that they were about to witness NBA history.

On this winter night, the Pistons and Nuggets battled back-and-forth in one of the most exciting games of all time. Detroit, led by All-Star guard Isiah Thomas' 47 points, overcame a horrendous night at the foul line (37-60) and outlasted the Nuggets, 186-184, in triple overtime. The game still stands as the highest scoring contest in league history.

What makes that mark even more incredible is that only two three-point field goals were made the entire night.

In all, six NBA records were broken including: most points, both teams, game (370); most points, one team, game (Detroit, 186); most players with 40-or-more-points, game (4); most field goals made, both teams, game (142); most field goals made, one team, game (Detroit, 74) and most assists, both teams, game (93).

All six still stand today.

DETROIT PISTONS (186)

PLAYER	MIN	FG	FGA	3FG	3FGA	FT	FTA	REB	A	PTS
Kelly Tripucka	39	14	25	0	0	7	9	4	2	35
Cliff Levingston	13	1	2	0	0	0	0	2	0	2
Bill Laimbeer	47	6	10	0	0	5	9	12	6	17
Isiah Thomas	52	18	34	1	2	10	19	5	17	47
John Long	46	18	25	0	0	5	6	6	8	41
Terry Tyler	28	8	15	0	0	2	3	8	1	18
Vinnie Johnson	21	4	12	0	0	4	5	5	8	12
Earl Cureton	34	3	6	0	0	3	5	7	2	9
Ray Tolbert	15	1	4	0	0	1	4	6	2	3
Walker Russell	6	1	2	0	0	0	0	0	1	2
Kent Benson	13	0	1	0	0	0	0	1	0	0
David Thirdkill	1	0	0	0	0	0	0	0	0	0
TOTALS	**315**	**74**	**136**	**1**	**2**	**37**	**60**	**56**	**47**	**186**

FG Pct.:(.544), FT Pct.:(.617). Team Rebounds: 16

DENVER NUGGETS (184)

PLAYER	MIN	FG	FGA	3FG	3FGA	FT	FTA	REB	A	PTS
Alex English	50	18	30	0	0	11	13	12	7	47
Kiki Vandeweghe	50	21	29	0	0	9	11	9	8	51
Dan Issel	35	11	19	0	1	6	8	8	5	28
Rob Williams	21	3	8	0	0	3	4	3	5	9
T.R. Dunn	36	3	3	0	0	1	2	4	2	7
Mike Evans	40	7	13	0	0	2	2	2	7	16
Richard Anderson	14	5	6	1	1	2	3	5	1	13
Danny Schayes	24	0	1	0	0	11	12	7	2	11
Bill Hanzlik	38	0	4	0	0	2	2	7	7	2
Howard Carter	4	0	1	0	0	0	0	0	1	0
Ken Dennard	3	0	1	0	0	0	0	0	1	0
TOTALS	**315**	**68**	**115**	**1**	**2**	**47**	**57**	**57**	**46**	**184**

FG Pct.:(.591), FT Pct.:(.825). Team Rebounds: 13

SCORE BY PERIODS	1ST	2ND	3RD	4TH	1 OT	2 OT	3 OT	FINAL
Detroit	38	36	34	37	14	12	15	186
Denver	34	40	39	32	14	12	13	184

Officials: Joe Borgia and Jesse Hall.
Attendance: 9,655
Time of Game: 3:11

NUGGETS TOP TEAM SCORING GAMES (REGULAR SEASON)

POINTS	OPPONENT	DEN-OPP	DATE
184	vs. Detroit	184-186 (3OT)#	12/13/83
168	vs. Seattle	168-116	3/16/08
163	vs. San Antonio	163-155	1/11/84
162	vs. Portland	162-143	2/13/81
158	vs. Golden State	158-162	11/2/90
156	vs. San Antonio	156-142	11/20/87
156	vs. San Antonio*	156-144	3/8/75
155	vs. Indiana	155-150 (OT)	12/28/82
154	@ San Antonio	154-157	4/15/84
154	vs. Utah	154-138	3/16/82
153	@ San Antonio	153-161	11/7/90
153	@ Texas Chaparrals*	153-158 (3OT)	3/5/71
152	vs. L.A. Stars*	152-116	4/15/70
152	vs. Dallas Chaparrals*	152-113	4/8/70

TOP TEAM SCORING GAMES VS. DENVER (REGULAR SEASON)

POINTS	OPPONENT	DEN-OPP	DATE
186	Detroit	184-186 (3OT)#	12/13/83
173	@ Phoenix	143-173	11/10/90
162	Golden State	158-162	11/2/90
161	@ San Antonio	153-161	11/7/90
161	@ Washington	133-161	12/29/90
158	@ Texas Chaparrals*	155-158 (3OT)	3/5/71
157	@ San Antonio	154-157	4/15/84
156	Houston	133-156	1/10/90
156	@ Portland	116-156	11/22/83
155	Orlando	116-155	12/30/90
155	@ Portland	129-155	11/13/90
155	San Antonio	163-155	1/11/84
155	@ Virginia Squires*	111-155	10/26/73
153	Phoenix	118-153	4/16/90
153	@ L.A. Lakers	128-153	4/9/82
152	@ Golden State	107-152	11/7/81

* Signifies an ABA game
\# Highest scoring game in NBA history

GAMES WITH LARGEST MARGINS
IN DENVER HISTORY

BIGGEST WINS (REGULAR SEASON)

MARGIN	OPPONENT	DEN-OPP	DATE	SITE
52	Seattle	168-116	3/16/08	Denver
46	L.A. Clippers	139-93	11/6/87	Denver
45	Atlanta	138-93	11/15/18	Denver
44	Utah Stars*	145-101	11/5/74	Denver
42	Seattle	138-96	2/27/08	Seattle
40	Charlotte	120-80	3/2/11	Denver
39	Golden State	123-84	4/9/12	Denver
39	Toronto	132-93	12/2/08	Denver
39	Portland	107-68	11/4/05	Denver
39	L.A. Clippers	134-95	12/11/85	Denver
39	Dallas Chaparrals*	152-113	4/8/70	Denver
38	L.A. Clippers	118-80	2/21/95	Denver
37	New York	129-92	12/5/19	New York
37	Phoenix	132-95	1/25/19	Denver

BIGGEST ROAD WINS (REGULAR SEASON)

MARGIN	OPPONENT	DEN-OPP	DATE
42	@ Seattle	138-96	2/27/08
37	@ New York	129-92	12/5/19
33	@ Chicago	135-102	3/21/18
33	@ Sacramento	118-85	12/6/08
33	@ Chicago	124-91	11/20/79
31	@ Miami	135-104	12/23/89
30	@ Cleveland	113-83	2/10/08
30	@ Washington	117-87	3/9/04
29	@ Minnesota	131-102	4/26/12
29	@ Sacramento	122-93	1/25/12
29	@ L.A. Lakers	113-84	11/12/93
28	@ New Jersey	122-94	11/4/09
26	@ Washington	118-92	11/9/07
25	@ Sacramento	122-97	12/16/12
25	@ Sacramento	108-83	2/4/94

BIGGEST LOSSES (REGULAR SEASON)

MARGIN	OPPONENT	DEN-OPP	DATE	SITE
48	Milwaukee	95-143	3/26/80	Milwaukee
47	Seattle	99-146	1/15/91	Seattle
45	Golden State	107-152	11/7/81	Oakland
44	New Jersey	70-114	2/7/09	New Jersey
44	Portland	63-107	4/16/97	Portland
44	Kansas City	102-146	12/22/82	Kansas City
44	Virginia Squires*	111-155	10/26/73	Virginia
43	Golden State	79-122	1/19/15	Golden State
42	New York Nets*	86-128	11/23/73	Denver
41	Utah	88-129	2/1/95	Utah
41	Phoenix	88-129	12/27/92	Phoenix

BIGGEST HOME LOSSES (REGULAR SEASON)

MARGIN	OPPONENT	DEN-OPP	DATE
42	New York Nets*	86-128	11/23/73
39	Chicago	72-111	2/2/98
38	Boston	76-114	2/23/09
38	Indiana	92-130	12/30/90
35	Phoenix	118-153	4/16/91
33	New Jersey	87-120	1/27/98
33	Utah	99-132	12/30/98
32	Washington	75-107	3/20/02
31	San Antonio	102-133	3/28/14
31	Detroit	66-97	3/6/04
31	Portland	112-143	11/17/90

*Signifies an ABA game

NUGGETS ALL-TIME STREAKS

LONGEST WINNING STREAKS

15	2/23 - 3/23/13
15	12/20/69 - 1/25/70
12	3/10 - 4/2/82
11	2/24 - 3/15/83
10	3 times, last 3/30 - 4/13/05
9	twice, last 11/6 - 11/27/84

LONGEST HOME WINNING STREAKS

28	12/27/75 - 3/21/76
26	10/19/74 - 2/1/75
23	1/20/13 - 4/17/13
20	1/9 - 3/30/85
19	twice, last 1/28 - 4/20/89
17**	twice, last 3/11 - 11/27/09

LONGEST ROAD WINNING STREAKS

7	11/28 - 12/15/75
6	2/23 - 3/19/13
6	3/23 - 4/11/88
5	7 times, last 11/21 - 12/5/18

LONGEST LOSING STREAKS

23	12/9/97 - 1/23/98
16	2/12 - 3/10/98
14	2/6 - 3/5/03
14	12/5/92 - 1/5/93
12	10/31 - 11/25/97

LONGEST HOME LOSING STREAKS

11	12/16/97 - 1/29/98
10	1/17/15 - 3/1/15
10*	4/1/97 - 11/28/97
7	2/6 - 3/2/03
7	2/13 - 3/10/98
6	3 times, last 12/9/02 - 1/4/03

LONGEST ROAD LOSING STREAKS

25***	2/5 - 11/27/91
24****	3/19/98 - 4/5/99
22	11/1/97 - 1/23/98
16	1/6/ - 3/5/03
15	11/28/79 - 1/16/80

* Includes 5 games in '96-97 (4/1-4/17) and 5 games in '97-98 (10/31-11/22).
** Includes 10 games in '08-09 (3/11-4/13) and 7 games in '09-10 (10/28-11/27).
*** Includes 20 games in '90-91 (2/5-4/21) and 5 games in '91-92 (11/8-11/27).
**** Includes 7 games in '97-98 (3/19-4/19) and 17 games in '98-99 (2/5-4/5).

NUGGETS STREAKS SINCE JOINING THE NBA IN 1976-77

LONGEST WINNING STREAKS

15	2/23 - 3/23/13
12	3/10 - 4/2/82
11	2/24 - 3/15/83
10	3 times, last 3/30 - 4/13/05
9	twice, 1/20 - 2/9/13
8	6 times, last 1/11 - 1/27/10

LONGEST HOME WINNING STREAKS

23	1/20 - 4/17/13
20	1/9 - 3/30/85
19	1/28 - 4/20/89
17	Twice, 3/11 - 11/27/09*
15	10/22 - 12/23/76
13	3 times, last 3/9 - 11/5/18**

LONGEST ROAD WINNING STREAKS

6	2/23 - 3/19/13
6	3/23 - 4/11/88
5	7 times, last 11/21 - 12/5/18
4	9 times, last 2/10 - 3/3/18

LONGEST WINNING STREAKS TO START SEASON

8	10/22 - 11/9/76
6	10/25 - 11/7/85
5	10/28 - 11/4/09

LONGEST LOSING STREAKS

23	12/9/97 - 1/23/98
16	2/12 - 3/10/98
14	2/6 - 3/5/03
14	12/5/92 - 1/5/93
12	10/31 - 11/25/97

LONGEST HOME LOSING STREAKS

11	12/16/97 - 1/29/98
10	1/17/15 - 3/1/15
10	4/1/97 - 11/28/97
7	2/6 -3/2/03
7	2/13 - 3/10/98
6	3 times, last 12/9/02 - 1/4/03

LONGEST ROAD LOSING STREAKS

25	2/5 - 11/27/91
24	3/19/98 - 4/5/99
22	11/1/97 - 1/23/98
16	1/6 - 3/5/03
15	11/28/79 - 1/16/80

LONGEST LOSING STREAKS TO START SEASON

12	10/31 - 11/25/97
7	11/2 - 11/13/90
7	10/13 - 10/24/79

* Includes 10 games in '08-09 (3/11-4/13) and 7 games in '09-10 (10/28-11/27).
** Includes 7 games in '17-18 (3/9-4/9) and 6 games in '18-19 (10/20-11/5).

LONGEST YEAR-BY-YEAR STREAKS

YEAR	WINNING	DATES	LOSING	DATES
1967-68	7	1/4 - 1/27	4	11/19 - 11/24
1968-69	6	12/22 - 1/4	4	2 times
1969-70	15	12/20 - 1/25	7	10/19 - 10/28
1970-71	3	2/5 - 2/7	8	3/10 - 3/25
1971-72	3	2 times	5	3 times
1972-73	6	2/16 - 2/25	6	1/16 - 1/23
1973-74	5	11/6 - 11/17	7	3/7 - 3/16
1974-75	10	12/20 - 1/10	2	2 times
1975-76	9	11/28 - 12/15	3	3/10 - 3/12
1976-77	8	10/22 - 11/9	3	3/9 - 3/13
1977-78	10	12/26 - 1/17	5	12/13 - 12/23
1978-79	7	3/14 - 3/30	6	11/11 - 11/22
1979-80	3	1/31 - 2/9	7	2 times
1980-81	4	2/24 - 3/4	6	12/13 - 12/26
1981-82	12	3/10 - 4/2	7	12/1 - 12/15
1982-83	11	2/24 - 3/15	3	2 times
1983-84	3	4 times	6	2/4 - 2/16
1984-85	9	11/6 - 11/27	3	5 times
1985-86	6	2/15 - 2/25	4	1/15 - 1/21
1986-87	4	11/18 - 11/26	5	12/30 - 1/7
1987-88	10	3/20 - 4/11	3	2 times
1988-89	5	2 times	5	4/9 - 4/18
1989-90	7	11/18 - 12/2	5	3/22 - 3/30
1990-91	6	1/21 - 2/2	10	3/30 - 4/18
1991-92	3	2 times	11	3/24 - 4/13
1992-93	3	5 times	14	12/5 - 1/5
1993-94	5	12/21 - 12/30	5	12/11 - 12/18
1994-95	4	4 times	5	2/7 - 2/18
1995-96	5	12/2 - 12/11	6	2 times
1996-97	3	12/18 - 12/23	10	2 times
1997-98	2	3/12 - 3/14	23	12/9 - 1/23
1998-99	2	3 times	7	2 times
1999-00	4	2 times	7	3/5 - 3/14
2000-01	5	12/30 - 1/9	5	2 times
2001-02	3	2 times	7	3/9 - 3/21
2002-03	3	11/22 - 11/26	14	2/6 - 3/2
2003-04	6	11/25 - 12/5	5	2/20 - 2/28
2004-05	10	3/30 - 4/15	6	12/17 - 12/27
2005-06	7	1/14 - 1/25	4	3 times
2007-08	6	11/9 - 11/20	3	3 times
2008-09	8	3/25 - 4/8	3	3 times
2009-10	8	1/11 - 1/27	3	3 times
2010-11	7	11/20 - 12/5	3	2 times
2011-12	6	1/17 - 1/29	5	2/3 - 2/11
2012-13	15	2/23 - 3/23	3	4 times
2013-14	7	11/21 - 12/3	8	12/17 - 1/1
2014-15	5	2 times	7	1/16 - 1/26
2015-16	4	3/6 - 3/12	8	11/18 - 12/2
2016-17	4	3/10-3/16	5	12/30-1/7
2017-18	6	3/30-4/9	3	1/6-1/10
2018-19	7	11/21-12/5	4	11/7-11/13
2019-20	7	12/12-12/23	3	2 times

TOP 2ND HALF COMEBACKS (FROM HALFTIME DEFICITS)

PTS	OPPONENT	DATE	TRAILED	FINAL
19	@ Memphis	1/28/19	41-60	95-92
19	Kansas City	11/27/81	55-74	123-115
18	@ L.A. Clippers	10/31/08	37-55	113-103 (OT)
18	@ Indiana	11/10/07	56-74	113-106
18	@ Miami	12/15/94	39-57	101-99
17	@ Charlotte	3/30/01	48-65	103-96
17	Phoenix	2/24/85	49-66	117-107
17	@ Golden State	1/16/20	45-62	134-131 (OT)
16	@ Dallas	1/31/04	37-53	107-102
15	Orlando	12/18/19	45-60	113-104
15	Philadelphia	11/8/19	42-57	100-97
15	Minnesota	12/11/15	41-56	111-108 (OT)
15	Milwaukee	2/5/13	51-66	112-104
15	@ Sacramento	12/23/07	51-66	106-105
15	Houston	11/4/88	49-64	120-117
15	Houston	4/29/88	63-78	132-125
14	San Antonio	2/10/20	53-67	127-120
14	Utah	8/8/20	49-63	134-132 (2OT)
14	Sacramento	2/1/10	50-64	112-109 (OT)
14	Portland	4/19/05	56-70	119-115
14	Houston	12/26/03	51-37	105-104
14	Phoenix	11/2/99	47-61	107-102 (OT)
14	Golden State	3/28/81	71-85	142-139
14	@ Dallas	3/1/85	60-74	141-140 (OT)
14	@ Atlanta	12/10/88	61-75	133-130
14	@ Portland	3/26/95	43-57	102-98

PLAYOFFS

PTS	OPPONENT	DATE	TRAILED	FINAL
16	LA Clippers (Rd. 2, Gm. 6)	9/13/20	47-63	111-98
12	@ LA Clippers (Rd. 2, Gm. 5)	9/11/20	44-56	111-105
10	San Antonio (Rd. 1, Gm. 2)	4/16/19	49-59	114-105

TOP 4TH QUARTER COMEBACKS (FROM END OF 3RD QUARTER DEFICITS)

PTS	OPPONENT	DATE	TRAILED	FINAL
21	Philadelphia	11/8/19	65-86	100-97
18	Milwaukee	4/1/18	84-102	128-125
19	@ Memphis	1/28/19	41-60	95-92
17	Seattle	11/13/87	81-98	117-109
16	Chicago	2/5/16	73-89	115-110
15	@ Dallas	3/1/85	85-100	141-140 (OT)
13	L.A. Clippers	11/22/02	49-62	72-70
13	@ Golden State	3/28/81	104-117	142-139
12	@ Milwaukee	1/28/05	68-80	106-100
12	Milwaukee	2/26/99	69-81	96-95
11	Philadelphia	12/26/08	68-79	105-101
11	@ Washington	3/17/98	59-70	90-89
11	San Antonio	4/19/91	90-101	125-122
10	Dallas	3/14/19	79-89	100-99
10	@ Memphis	3/18/09	81-91	111-109
10	@ Sacramento	12/23/07	77-87	106-105
10	L.A. Lakers	2/22/99	78-88	117-113 (OT)
10	@ New Jersey	3/17/78	73-83	111-109 (OT)
10	@ L.A. Lakers	11/2/80	91-101	123-121
10	@ L.A. Clippers	11/27/92	79-89	109-106
10	L.A. Clippers	4/20/94	66-76	100-85

PLAYOFFS

PTS	OPPONENT	DATE	TRAILED	FINAL
10	Seattle (Rd. 1, Gm. 1)	4/29/88	84-94	126-123
9	@ Dallas (Rd. 2, Gm. 3)	5/14/88	78-87	107-105
7	@ LA Clippers (Rd. 2, Gm. 5)	9/11/20	73-80	111-105
7	San Antonio (Rd. 1, Gm. 2)	4/16/19	75-82	114-105
7	Utah (Rd. 2, Gm. 6)	5/19/94	67-74	94-91
6	Houston (Rd. 2, Gm. 4)	5/4/86	74-80	114-111 (OT)

BIGGEST BLOWN LEADS

FROM HALFTIME

PTS	OPPONENT	DATE	HALFTIME	FINAL
34	@ Utah	11/27/96	70-36	103-107
23	Dallas	11/26/94	66-43	122-123 (OT)
20	@ L.A. Clippers	4/4/06	77-57	109-111
19	@ Phoenix	3/31/08	70-51	117-132
18	Phoenix	5/2/89	72-54	121-130
17	@ Sacramento	11/30/19	57-40	97-100 (OT)
16	Miami	1/15/16	62-46	95-98
15	Milwaukee	1/21/89	63-48	107-116
14	Phoenix	12/20/13	62-48	99-103
14	Minnesota	11/29/09	64-50	100-106
14	@ Milwaukee	2/23/08	64-50	109-115
14	Milwaukee	11/1/01	63-49	101-102
14	@ Houston	4/14/98	53-39	88-94
14	Philadelphia	3/9/77	60-46	125-129 (2OT)
14	Utah	2/14/89	60-46	105-119
13	Portland	1/26/77	54-41	102-107
13	@ Cleveland	12/4/90	70-57	117-121
12	@ Memphis	1/31/12	49-37	97-100 (OT)
12	@ Houston	12/6/80	62-50	108-111
12	Phoenix	4/8/84	73-61	121-126
12	Sacramento	3/2/87	61-49	114-117
12	@ Sacramento	11/5/93	62-50	100-109
12	@ Memphis	2/13/11	67-55	108-116

START OF 4TH QUARTER

PTS	OPPONENT	DATE	LED	FINAL
17	Minnesota	2/5/00	70-53	97-105 (OT)
15	@ Dallas	3/20/81	105-90	125-126
14	Atlanta	12/6/06	75-61	96-98
13	@ Utah	11/27/96	85-72	103-107
13	@ Golden State	3/23/86	98-85	111-113
13	Phoenix	5/2/89	101-88	121-130
13	@ Sacramento	11/5/93	88-75	100-108
11	LA Lakers	2/25/04	88-77	111-112
11	Chicago	11/24/90	120-109	145-151
11	Minnesota	3/31/92	88-77	114-121 (OT)
11	Boston	3/18/93	86-75	101-105
10	Phoenix	12/20/13	82-72	99-103
10	@ New York	11/6/07	92-82	112-119
10	@ Toronto	3/19/98	77-67	103-104 (OT)
10	@ Sacramento	3/7/88	74-64	114-116 (OT)
10	LA Clippers	11/14/89	102-92	121-129
10	Utah	1/6/90	88-78	120-123 (OT)
10	LA Clippers	11/28/92	89-79	119-121

BALL ARENA TEAM RECORDS

POINTS

DEN:	168	vs. Seattle, 3/16/08
OPP:	142	Golden State, 1/15/19

POINTS, HALF (REGULATION ONLY)

DEN:	84	vs. Seattle (2nd), 3/16/08
	84	vs. Seattle (1st), 3/16/08
OPP:	79	Golden State (1st), 1/15/19

POINTS, QUARTER

DEN:	48	Twice, last vs. Houston, 2/1/19
OPP:	51	Golden State (1st), 1/15/19

REBOUNDS

DEN:	66	vs. San Antonio, 10/29/03
OPP:	60	San Antonio, 10/29/03

OFFENSIVE REBOUNDS

DEN:	27	vs. Houston, 12/20/07 (2OT)
	27	vs. Sacramento, 4/18/01
OPP:	24	Cleveland, 12/2/03

DEFENSIVE REBOUNDS

DEN:	49	vs. Toronto, 11/18/16 (OT)
OPP:	49	New Orleans, 3/26/17

ASSISTS

DEN:	44	vs. Seattle, 3/16/08
OPP:	38	Twice, last by Golden State, 1/15/19

FIELD GOAL PERCENTAGE

DEN:	.640 (48-75)	vs. Memphis, 3/6/06
OPP:	.600 (57-95)	Golden State, 1/15/19

FIELD GOALS MADE

DEN:	61	vs. Seattle, 3/16/08
OPP:	57	Golden State, 1/15/19

FIELD GOALS ATTEMPTED

DEN:	112	vs. Houston, 12/20/07 (2OT)
OPP:	112	Washington, 12/18/06

3-POINT FG PERCENTAGE

DEN:	.750 (6-8)	vs. Memphis, 3/6/06
OPP:	.778 (14-18)	Twice, last by Detroit, 3/21/12

3-POINT FIELD GOALS MADE

DEN:	24	vs. Golden State, 2/13/17
OPP:	21	Golden State, 1/15/19

3-POINT FG ATTEMPTS

DEN:	41	vs. Golden State, 2/13/17
OPP:	44	Houston, 2/1/19

FREE THROW PERCENTAGE

DEN:	1.000 (13-13)	Twice, last vs. Cleveland, 3/22/17
OPP:	1.000 (12-12)	9 times, last by New Orleans,12/25/19

FREE THROWS MADE

DEN:	48	vs. Milwaukee, 12/30/00
OPP:	52	Minnesota, 3/3/14

FREE THROWS ATTEMPTED

DEN:	60	vs. Milwaukee, 12/30/00
OPP:	64	Minnesota, 3/3/14

STEALS

DEN:	18	vs. Dallas, 2/10/06
OPP:	19	San Antonio, 2/9/00

TURNOVERS

DEN:	32	vs. New Jersey, 1/27/03
OPP:	30	Cleveland, 1/17/03

BLOCKED SHOTS

DEN:	16	4 times. last vs. Milwaukee, 11/19/03
OPP:	18	Golden State, 4/13/01

PERSONAL FOULS

DEN:	52	vs. Seattle, 3/16/08
OPP:	41	Milwaukee, 12/30/00

MARGIN OF VICTORY

DEN:	52 (168-116)	vs. Seattle, 3/16/08
OPP:	38 (76-144)	Boston, 2/23/09

POINTS

DEN:	51	Allen Iverson vs. LAL, 12/5/07
OPP:	51	Twice, last by Tracy McGrady, Orl.,11/14/03

POINTS, HALF

DEN:	36	Carmelo Anthony vs. Min. (2nd), 12/10/08
OPP:	36	Kobe Bryant, LAL, (1st), 2/12/03

POINTS, QUARTER

DEN:	33	Carmelo Anthony vs. Min. (3rd), 12/10/08
OPP:	24	Twice, last by Jordan Clarkson, Uta, (4th), 1/30/20

REBOUNDS

DEN:	25	J.J. Hickson vs. Por., 2/25/14
OPP:	24	Dikembe Mutombo, Hou., 3/2/07

OFFENSIVE REBOUNDS

DEN:	15	J.J. Hickson vs. Por., 2/25/14
OPP:	12	Jeff Foster, Ind., 12/2/06

DEFENSIVE REBOUNDS

DEN:	20	Marcus Camby vs. Atl., 1/23/08
OPP:	17	Twice, last by Dario Saric, Phx, 11/24/20

ASSISTS

DEN:	20	3 times, last by Andre Miller vs. Mia., 12/8/06
OPP:	21	Russell Westbrook, OKC, 2/1/18

MOST FIELD GOALS MADE, NO MISSES

DEN:	12	Nenê vs. Utah, 1/25/09
OPP:	9	JaMychal Green, Mem, 11/24/17

FIELD GOALS MADE

DEN:	19	4 times, last by Jamal Murray, vs. Bos., 11/5/18
OPP:	20	Tracy McGrady, Orl., 11/14/03

FIELD GOALS ATTEMPTED

DEN:	32	Carmelo Anthony vs. Hou., 12/20/07 (2OT)
	32	Nick Van Exel vs. Mil., 11/1/01
OPP:	33	Darius Miles, Por., 4/19/05

MOST 3-POINT FGS MADE, NO MISSES

DEN:	5	Twice, last by Wilson Chandler vs. Chi., 2/7/13
OPP:	9	Ben Gordon, Det., 2/21/12

3-POINT FIELD GOALS MADE

DEN:	11	J.R. Smith vs. Sac., 4/13/09
OPP:	8	6 times, last by Stephen Curry, Gsw., 1/15/19

3-POINT FG ATTEMPTS

DEN:	18	J.R. Smith vs. Sac., 4/13/09
OPP:	16	Stephen Curry, Gsw., 10/21/18

MOST FREE THROWS MADE, NO MISSES

DEN:	18	Danilo Gallinari vs. Chi., 2/5/16
OPP:	13	Kevin Martin, Sac., 4/5/08

FREE THROWS MADE

DEN:	19	Carmelo Anthony vs. Hou., 12/16/09
OPP:	18	Kobe Bryant, LAL, 2/12/03

FREE THROWS ATTEMPTED

DEN:	20	twice, last by Carmelo Anthony vs. Hou., 12/16/09
OPP:	21	Allen Iverson, Phi., 12/4/00

STEALS

DEN:	7	Kenyon Martin vs. Phx., 1/15/09 (OT)
	7	3 times, last by Allen Iverson vs. Sea.,10/31/07
OPP:	8	Tim Duncan, SA, 2/9/00

BLOCKED SHOTS

DEN:	10	Marcus Camby vs. Mil., 12/26/07
OPP:	8	3 times, last by Larry Sanders, MIL, 12/1/10

MINUTES

DEN:	57	Allen Iverson vs. Hou., 12/20/07 (2OT)
	48	twice, last by Allen Iverson vs. LAL, 12/5/07
OPP:	58	Raja Bell, Phx., 1/10/06 (3OT)
	48	Harrison Barnes, GSW, 4/16/14


WU
Western Union
11
SPALDING



PRESENTED BY

WesternUnion \\WU

PLAYOFF RECORDS

2020-21 DENVER NUGGETS MEDIA GUIDE

YEAR-BY-YEAR PLAYOFF RESULTS

SINCE JOINING THE NBA IN 1976-77

1976-77

RECORD: 50-32 PCT: .610 PLACE: 1ST

WESTERN CONFERENCE SEMIFINALS (ELIMINATED 2-4)

4/20/77 Portland 101, @Denver 100
4/22/77 @Denver 121, Portland 110
4/24/77 @Portland 110, Denver 106
4/26/77 @Portland 105, Denver 96
5/1/77 @Denver 114, Portland 105
5/2/77 @Portland 108, Denver 92

1977-78

RECORD: 48-34 PCT: .585 PLACE: 1ST

WESTERN CONFERENCE SEMIFINALS (WON 4-3)

4/18/78 @Denver 119, Milwaukee 103
4/21/78 @Denver 127, Milwaukee 111
4/23/78 @Milwaukee 143, Denver 112
4/25/78 Denver 118, @Milwaukee 104
4/28/78 Milwaukee 117, @Denver 112
4/30/78 @Milwaukee 119, Denver 91
5/3/78 @Denver 116, Milwaukee 110

WESTERN CONFERENCE FINALS (ELIMINATED 2-4)

5/5/78 @Denver 116, Seattle 107
5/7/78 Seattle 121, @Denver 112
5/10/78 @Seattle 105, Denver 91
5/12/78 @Seattle 100, Denver 94
5/14/78 @Denver 123, Seattle 114
5/17/78 @Seattle 123, Denver 108

1978-79

RECORD: 47-35 PCT: .573 PLACE: 2ND

WESTERN CONFERENCE MINI-SERIES (ELIMINATED 1-2)

4/10/79 @Denver 110, Los Angeles 105
4/13/79 @Los Angeles 121, Denver 109
4/15/79 Los Angeles 112, @Denver 111

1979-80 (NOT IN PLAYOFFS)

RECORD: 30-52 PCT: .366 PLACE: 3RD

1980-81 (NOT IN PLAYOFFS)

RECORD: 37-45 PCT: .451 PLACE: 4TH

1981-82

RECORD: 46-36 PCT: .561 PLACE: 2ND

WESTERN CONFERENCE MINI-SERIES (ELIMINATED 1-2)

4/20/82 @Denver 129, Phoenix 113
4/23/82 @Phoenix 126, Denver 110
4/24/82 Phoenix 124, @Denver 119

1982-83

RECORD: 45-37 PCT: .549 PLACE: 2ND

WESTERN CONFERENCE MINI-SERIES (WON 2-1)

4/19/83 @Phoenix 121, Denver 108
4/21/83 @Denver 113, Phoenix 99
4/24/83 Denver 117, @Phoenix 112 (OT)

WESTERN CONFERENCE SEMIFINALS (ELIMINATED 1-4)

4/26/83 @San Antonio 152, Denver 133
4/27/83 @San Antonio 126, Denver 109
4/29/83 San Antonio 127, @Denver 126 (OT)
5/2/83 @Denver 124, San Antonio 114
5/4/83 @San Antonio 145, Denver 105

1983-84

RECORD: 38-44 PCT: .463 PLACE: 3RD

WESTERN CONFERENCE FIRST ROUND (ELIMINATED 2-3)

4/17/84 @Utah 123, Denver 121
4/19/84 Denver 132, @Utah 116
4/22/84 @Denver 121, Utah 117
4/24/84 Utah 129, @Denver 124
4/26/84 @Utah 127, Denver 111

1984-85

RECORD: 52-30 PCT: .634 PLACE: 1ST

WESTERN CONFERENCE FIRST ROUND (WON 3-2)

4/18/85 @Denver 141, San Antonio 111
4/20/85 San Antonio 113, @Denver 111
4/23/85 Denver 115, @San Antonio 112
4/26/85 @San Antonio 116, Denver 111
4/28/85 @Denver 126, San Antonio 99

WESTERN CONFERENCE SEMIFINALS (WON 4-1)

4/30/85 @Denver 130, Utah 113
5/2/85 @Denver 131, Utah 123 (OT)
5/4/85 @Utah 131, Denver 123
5/5/85 Denver 125, @Utah 118
5/7/85 @Denver 116, Utah 104

WESTERN CONFERENCE FINALS (ELIMINATED 1-4)

5/11/85 @L.A. Lakers 139, Denver 122
5/14/85 Denver 136, @L.A. Lakers 114
5/17/85 L.A. Lakers 136, @Denver 118
5/19/85 L.A. Lakers 120, @Denver 116
5/22/85 @L.A. Lakers 153, Denver 109

1985-86

RECORD: 47-35 PCT: .573 PLACE: 2ND

WESTERN CONFERENCE FIRST ROUND (WON 3-1)

4/18/86 @Denver 133, Portland 126
4/20/86 Portland 108, @Denver 106
4/22/86 Denver 115, @Portland 104
4/24/86 Denver 116, @Portland 112

WESTERN CONFERENCE SEMIFINALS (ELIMINATED 2-4)

4/26/86 @Houston 126, Denver 119
4/29/86 @Houston 119, Denver 101
5/2/86 @Denver 116, Houston 115
5/4/86 @Denver 114, Houston 111 (OT)
5/6/86 @Houston 131, Denver 103
5/8/86 Houston 126, @Denver 122 (2OT)

1986-87

RECORD: 37-45 PCT: .451 PLACE: 4TH

WESTERN CONFERENCE FIRST ROUND (ELIMINATED 0-3)

4/23/87 @L.A. Lakers 128, Denver 95
4/25/87 @L.A. Lakers 139, Denver 127
4/29/87 L.A. Lakers 140, @Denver 103

1987-88

RECORD: 54-28 PCT: .659 PLACE: 1ST

WESTERN CONFERENCE FIRST ROUND (WON 3-2)

4/29/88 @Denver 126, Seattle 123
5/1/88 Seattle 111, @Denver 91
5/3/88 Denver 125, @Seattle 114
5/5/88 @Seattle 127, Denver 117
5/7/88 @Denver 115, Seattle 95

WESTERN CONFERENCE SEMIFINALS (ELIMINATED 2-4)

5/10/88 @Denver 126, Dallas 115
5/12/88 Dallas 112, @Denver 108
5/14/88 Denver 107, @Dallas 105
5/15/88 @Dallas 124, Denver 103
5/17/88 Dallas 110, @Denver 106
5/19/88 @Dallas 108, Denver 95

1988-89

RECORD: 44-38 PCT: .537 PLACE: 3RD

WESTERN CONFERENCE FIRST ROUND (ELIMINATED 0-3)

4/28/89 @Phoenix 104, Denver 103
4/30/89 @Phoenix 132, Denver 114
5/2/89 Phoenix 130, @Denver 121

1989-90

RECORD: 43-39 PCT: .524 PLACE: 4TH

WESTERN CONFERENCE FIRST ROUND (ELIMINATED 0-3)

4/26/90 @San Antonio 119, Denver 103
4/28/90 @San Antonio 129, Denver 120
5/1/90 San Antonio 131, @Denver 120

1990-91 (NOT IN PLAYOFFS)

RECORD: 20-62 PCT: .244 PLACE: 7TH

1991-92 (NOT IN PLAYOFFS)

RECORD: 24-58 PCT: .293 PLACE: 4TH

1992-93 (NOT IN PLAYOFFS)

RECORD: 36-46 PCT: .439 PLACE: 4TH

1993-94

RECORD: 42-40 PCT: .512 PLACE: 4TH

WESTERN CONFERENCE FIRST ROUND (WON 3-2)

4/28/94 @Seattle 106, Denver 82
4/30/94 @Seattle 97, Denver 87
5/2/94 @Denver 110, Seattle 93
5/5/94 @Denver 94, Seattle 85 (OT)
5/8/94 Denver 98, @Seattle 94 (OT)

WESTERN CONFERENCE SEMIFINALS (ELIMINATED 3-4)

5/10/94 @Utah 100, Denver 91
5/12/94 @Utah 104, Denver 94
5/14/94 Utah 111, @Denver 109 (OT)
5/15/94 @Denver 83, Utah 82
5/17/94 Denver 109, @Utah 101 (2OT)
5/19/94 @Denver 94, Utah 91
5/21/94 @Utah 91, Denver 81

1994-95

RECORD: 41-41 PCT: .500 PLACE: 4TH

WESTERN CONFERENCE FIRST ROUND (ELIMINATED 0-3)

4/28/95 @San Antonio 104, Denver 88
4/30/95 @San Antonio 122, Denver 96
5/2/95 San Antonio 99, @Denver 95

1995-96 (NOT IN PLAYOFFS)

RECORD: 35-47 PCT: .427 PLACE: 4TH

1996-97 (NOT IN PLAYOFFS)

RECORD: 21-61 PCT: .256 PLACE: 5TH

1997-98 (NOT IN PLAYOFFS)

RECORD: 11-71 PCT: .134 PLACE: 7TH

1998-99 (NOT IN PLAYOFFS)

RECORD: 14-36 PCT: .280 PLACE: 6TH

1999-00 (NOT IN PLAYOFFS)

RECORD: 35-47 PCT: .427 PLACE: 5TH

2000-01 (NOT IN PLAYOFFS)

RECORD: 40-42 PCT: .488 PLACE: 6TH

2001-02 (NOT IN PLAYOFFS)

RECORD: 27-55 PCT: .329 PLACE: 6TH

2002-03 (NOT IN PLAYOFFS)

RECORD: 17-65 PCT: .207 PLACE: 7TH

2003-04

RECORD: 43-39 PCT: .524 PLACE: 6TH

WESTERN CONFERENCE FIRST ROUND (ELIMINATED 1-4)

4/18/04 @Minnesota 106, Denver 92
4/21/04 @Minnesota 95, Denver 81
4/24/04 @Denver 107, Minnesota 86
4/27/04 Minnesota 84, @Denver 82
4/30/04 @Minnesota 102, Denver 91

2004-05

RECORD: 49-33 PCT: .598 PLACE: 2ND

WESTERN CONFERENCE FIRST ROUND (ELIMINATED 1-4)

4/24/05 Denver 93, @San Antonio 87
4/28/05 @San Antonio 104, Denver 76
4/30/05 San Antonio 86, @Denver 78
5/2/05 San Antonio 126, @Denver 115 (OT)
5/4/05 @San Antonio 99, Denver 89

2005-06

RECORD: 44-38 PCT: .543 PLACE: 1ST

WESTERN CONFERENCE FIRST ROUND (ELIMINATED 1-4)

4/22/06 @L.A. Clippers 89, Denver 87
4/24/06 @L.A. Clippers 98, Denver 87
4/27/06 @Denver 94, L.A. Clippers 87
4/29/06 L.A. Clippers 100, @Denver 86
5/1/06 @L.A. Clippers 101, Denver 83

2006-07

RECORD: 45-37 PCT: .549 PLACE: 2ND

WESTERN CONFERENCE FIRST ROUND (ELIMINATED 1-4)

4/22/07 Denver 95, @San Antonio 89
4/25/07 @San Antonio 97, Denver 88
4/28/07 San Antonio 96, @Denver 91
4/30/07 San Antonio 96, @Denver 89
5/2/07 @San Antonio 93, Denver 78

2007-08

RECORD: 50-32 PCT: .610 PLACE: 2ND

WESTERN CONFERENCE FIRST ROUND (ELIMINATED 0-4)

4/20/08 @L.A. Lakers 128, Denver 114
4/23/08 @L.A. Lakers 122, Denver 107
4/26/08 L.A. Lakers 102, @Denver 84
4/28/08 L.A. Lakers 107, @Denver 101

YEAR-BY-YEAR PLAYOFF RESULTS

SINCE JOINING THE NBA IN 1976-77

2008-09

RECORD: 54-28 PCT: .659 PLACE: 1ST

WESTERN CONFERENCE FIRST ROUND (WON 4-1)

4/19/09	@Denver 113, New Orleans 84
4/22/09	@Denver 108, New Orleans 93
4/25/09	@New Orleans 95, Denver 93
4/27/09	Denver 121, @New Orleans 63
4/29/09	@Denver 107, New Orleans 86

WESTERN CONFERENCE SEMIFINALS (WON 4-1)

5/3/09	@Denver 109, Dallas 95
5/5/09	@Denver 117, Dallas 105
5/9/09	Denver 106, @Dallas 105
5/11/09	@Dallas 119, Denver 117
5/13/09	@Denver 124, Dallas 110

WESTERN CONFERENCE FINALS (ELIMINATED 2-4)

5/19/09	@L.A. Lakers 105, Denver 103
5/21/09	Denver 106, @L.A. Lakers 103
5/23/09	L.A. Lakers 103, @Denver 97
5/25/09	@Denver 120, L.A. Lakers 101
5/27/09	@L.A. Lakers 103, Denver 94
5/29/09	L.A. Lakers 119, @Denver 92

2009-10

RECORD: 53-29 PCT: .646 PLACE: 1ST

WESTERN CONFERENCE FIRST ROUND (ELIMINATED 2-4)

4/17/10	@Denver 126, Utah 113
4/19/10	Utah 114, @Denver 111
4/23/10	@Utah 105, Denver 93
4/25/10	@Utah 117, Denver 106
4/28/10	@Denver 116, Utah 102
4/30/10	@Utah 112, Denver 104

2010-11

RECORD: 50-32 PCT: .610 PLACE: 2ND

WESTERN CONFERENCE FIRST ROUND (ELIMINATED 1-4)

4/17/11	@Oklahoma City 107, Denver 103
4/20/11	@Oklahoma City 106, Denver 89
4/23/11	Oklahoma City 97, @Denver 94
4/25/11	@Denver 104, Oklahoma City 101
4/27/11	@Oklahoma City 100, Denver 97

2011-12

RECORD: 38-28 PCT: .576 PLACE: 2ND

WESTERN CONFERENCE FIRST ROUND (ELIMINATED 3-4)

4/29/12	@L.A. Lakers 103, Denver 88
5/1/12	@L.A. Lakers 104, Denver 100
5/4/12	@Denver 99, L.A. Lakers 84
5/6/12	L.A. Lakers 92, @Denver 88
5/8/12	Denver 102, @L.A. Lakers 99
5/10/12	@Denver 113, L.A. Lakers 96
5/12/12	@L.A. Lakers 96, Denver 87

2012-13

RECORD: 57-25 PCT: .695 PLACE: 2ND

WESTERN CONFERENCE FIRST ROUND (ELIMINATED 2-4)

4/20/13	@Denver 97, Golden State 95
4/23/13	Golden State 131, @Denver 117
4/26/13	@Golden State 110, Denver 108
4/28/13	@Golden State 115, Denver 101
4/30/13	@Denver 107, Golden State 100
5/2/13	@Golden State 92, Denver 88

2013-14 (NOT IN PLAYOFFS)

RECORD: 36-46 PCT: .439 PLACE: 4TH

2014-15 (NOT IN PLAYOFFS)

RECORD: 30-52 PCT: .366 PLACE: 4TH

2015-16 (NOT IN PLAYOFFS)

RECORD: 33-49 PCT: .402 PLACE: 4TH

2016-17 (NOT IN PLAYOFFS)

RECORD: 40-42 PCT: .488 PLACE: 4TH

2017-18 (NOT IN PLAYOFFS)

RECORD: 46-36 PCT: .561 PLACE: 5TH

2018-19

RECORD: 54-28 PCT: .659 PLACE: 1ST

WESTERN CONFERENCE FIRST ROUND (WON 4-3)

4/13/19	San Antonio 101, @Denver 96
4/16/19	@Denver 114, San Antonio 105
4/18/19	@San Antonio 118, Denver 108
4/20/19	Denver 117, @San Antonio 103
4/23/19	@Denver 108, San Antonio 90
4/25/19	@San Antonio 120, Denver 103
4/27/19	@Denver 90, San Antonio 86

WESTERN CONFERENCE SEMIFINALS (ELIMINATED 4-3)

4/29/19	@Denver 121, Portland 113
5/1/19	Portland 97, @Denver 90
5/3/19	@Portland 140, Denver 137 (4OT)
5/5/19	Denver 116, @Portland 112
5/7/19	@Denver 124, Portland 98
5/9/19	@Portland 119, Denver 108
5/12/19	Portland 100, @Denver 96

2019-20*

RECORD: 46-27 PCT: .630 PLACE: 1ST

WESTERN CONFERENCE FIRST ROUND (WON 4-3)

8/17/20	@Denver 135, Utah 125 (OT)
8/19/20	Utah 124, @Denver 105
8/21/20	@Utah 124, Denver 87
8/23/20	@Utah 129, Denver 127
8/25/20	@Denver 117, Utah 107
8/30/20	Denver 119, @Utah 107
9/1/20	@Denver 80, Utah 78

WESTERN CONFERENCE SEMIFINALS (WON 4-3)

9/3/20	@L.A. Clippers 120, Denver 97
9/5/20	Denver 110, @L.A. Clippers 101
9/7/20	L.A. Clippers 113, @Denver 107
9/9/20	L.A. Clippers 96, @Denver 85
9/11/20	Denver 111, @L.A. Clippers 105
9/13/20	@Denver 111, L.A. Clippers 98
9/15/20	Denver 104, @L.A. Clippers 89

WESTERN CONFERENCE FINALS (ELIMINATED 4-1)

9/18/20	@L.A. Lakers 126, Denver 114
9/20/20	@L.A. Lakers 105, Denver 103
9/22/20	@Denver 114, L.A. Lakers 106
9/24/20	L.A. Lakers 114, @Denver 108
9/26/20	@L.A. Lakers 117, Denver 107

*Playoffs played in Orlando, FL due to COVID-19

BIGGEST WINS

MARGIN	OPPONENT	SCORE	DATE	SITE
58^	New Orleans Hornets (Game 4)	121-63	4/27/09	New Orleans
30	San Antonio Spurs (Game 1)	141-111	4/18/85	Denver
29	New Orleans Hornets (Game 1)	113-84	4/19/09	Denver
27	San Antonio Spurs (Game 5)	126- 99	4/28/85	Denver
26	Portland Trail Blazers (Game 5)	124-98	5/7/19	Denver
24	Washington Capitols (Game 7)	143-119	4/28/70	Denver*
23	Kentucky Colonels (Game 7)	133-110	4/28/76	Denver*
22	Washington Capitols (Game 5)	132-110	4/23/70	Denver*
22	Los Angeles Lakers (Game 2)	136-114	5/14/85	Los Angeles

BIGGEST LOSSES

MARGIN	OPPONENT	SCORE	DATE	SITE
44	Los Angeles Lakers (Game 5)	109-153	5/22/85	Los Angeles
40	San Antonio Spurs (Game 5)	105-145	5/4/83	San Antonio
37	Utah Jazz (Game 3)	87-124	8/21/20	Orlando**
37	Los Angeles Lakers (Game 3)	103-140	4/29/87	Los Angeles
33	Los Angeles Lakers (Game 1)	95-128	4/23/87	Los Angeles
31	Milwaukee Bucks (Game 3)	112-143	4/23/78	Milwaukee
28	Kentucky Colonels (Game 2)	110-138	4/17/76	Denver*
28	Milwaukee Bucks (Game 6)	91-119	4/30/78	Milwaukee
28	Houston Rockets (Game 6)	103-131	5/6/86	Houston
28	San Antonio Spurs (Game 2)	104-76	4/28/05	San Antonio

^ Signifies an NBA Playoff Record.
* Signifies an ABA Playoff game.
** Game was played in Orlando due to COVID-19

INDIVIDUAL SINGLE GAME

			PLAYER	OPPONENT	DATE
MINUTES					
	NBA	65	Nikola Jokic	at Portland Trail Blazers	5/3/19 (4OT)
	NBA	55	Jamal Murray	at Portland Trail Blazers	5/3/19 (4OT)
	ABA	55	Ralph Simpson	at Kentucky Colonels	4/25/76
POINTS					
	ABA/NBA	50	Jamal Murray	at Utah*	8/30/20
	ABA/NBA	50	Jamal Murray	at Utah*	8/23/20
			*Game were played in Orlando due to COVID-19		
FIELD GOALS MADE					
	NBA	19	Nikola Jokic	at San Antonio Spurs	4/25/19
	ABA	19	Spencer Haywood	vs. Washington Capitols	4/19/70
FIELD GOALS ATTEMPTED					
	ABA	39	Spencer Haywood	vs. Washington Capitols	4/19/70
	NBA	32	Jamal Murray	at Portland Trail Blazers	5/3/19 (4OT)
MOST FIELD GOALS MADE, NO MISSES					
	ABA/NBA	6	Bison Dele	at Seattle SuperSonics	4/28/94
CONSECUTIVE FIELD GOALS MADE					
	ABA/NBA	9	Nikola Jokic	vs./at Portland Trail Blazers	5/7-5/9/19
THREE-POINT FIELD GOALS MADE					
	ABA/NBA	9	Jamal Murray	at Utah*	8/30/20
	ABA/NBA	9	Jamal Murray	at Utah*	8/23/20
			*Game were played in Orlando due to COVID-19		
THREE-POINT FIELD GOALS ATTEMPTED					
	ABA/NBA	15	Jamal Murray	at Utah*	8/23/20
			*Game were played in Orlando due to COVID-19		
FREE THROWS MADE					
	ABA	15	Larry Jones	vs. Oakland Oaks	4/13/69
	NBA	14	Three times, last by Carmelo Anthony	vs. Utah Jazz	4/19/10
FREE THROWS ATTEMPTED					
	ABA/NBA	19	Carmelo Anthony	vs. Los Angeles Clippers	4/27/06
MOST FREE THROWS MADE, NO MISSES					
	ABA/NBA	14	Bryant Stith	at Utah Jazz	5/17/94
OFFENSIVE REBOUNDS					
	ABA	13	Spencer Haywood	vs. Washington Capitols	4/19/70
	NBA	8	Three times, last by Nenê	at San Antonio Spurs	4/22/07
DEFENSIVE REBOUNDS					
	ABA	24	Spencer Haywood	vs. Los Angeles Stars	4/30/70
	NBA	19	Nikola Jokic	at Los Angeles Clippers*	9/15/20
			*Game were played in Orlando due to COVID-19		
TOTAL REBOUNDS					
	ABA	31	Spencer Haywood	vs. Los Angeles Stars	4/30/70
	NBA	22	Nikola Jokic	at Los Angeles Clippers	9/15/20
			*Game were played in Orlando due to COVID-19		
ASSISTS					
	ABA/NBA	18	Fat Leversvs. Utah Jazz	4/30/85	
STEALS					
	ABA	7	Three times		
	NBA	7	T.R. Dunn	vs. Portland Trail Blazers	4/20/86
	NBA	7	Bobby Jones	at Portland Trail Blazers	4/24/77
BLOCKED SHOTS					
	ABA/NBA	8	Dikembe Mutombo, three times, last	at Utah Jazz	5/12/94

INDIVIDUAL PLAYOFF SEASON (ALL ROUNDS COMBINED)

			PLAYER		YEAR
GAMES PLAYED					
	ABA/NBA	16	several players		2009
POINTS					
	ABA/NBA	504	Jamal Murray		2020
SCORING AVERAGE					
	ABA	36.7	Spencer Haywood	(440 in 12 games)	1970
	NBA	30.7	Carmelo Anthony	(184 in 6 games)	2010
MINUTES					
	ABA/NBA	753	Jamal Murray		2020
FIELD GOALS MADE					
	ABA/NBA	186	Jamal Murray		2020
FIELD GOALS ATTEMPTED					
	ABA/NBA	368	Jamal Murray		2020
FIELD GOAL PERCENTAGE					
	ABA/NBA	.630	Chris Andersen	(34-54 in 15 games)	2009
THREE-POINT FIELD GOALS MADE					
	ABA/NBA	62	Jamal Murray		2020
THREE-POINT FIELD GOALS ATTEMPTED					
	ABA/NBA	137	Jamal Murray		2020
THREE-POINT FIELD GOAL PERCENTAGE					
	ABA/NBA	.472	Torrey Craig	(17-36 in 14 games)	2019
FREE THROWS MADE					
	ABA/NBA	119	Carmelo Anthony		2009
FREE THROWS ATTEMPTED					
	ABA/NBA	144	Carmelo Anthony		2009
FREE THROW PERCENTAGE					
	ABA/NBA	1.000	Four times, last by Mahmoud Abdul-Rauf	(14-14 in 3 games)	1995
CONSECUTIVE FREE THROWS MADE					
	ABA	31	Mack Calvin		1975
	NBA	25	Jamal Murray		2019
OFFENSIVE REBOUNDS					
	ABA	79	Spencer Haywood		1970
	NBA	54	Nikola Jokic		2019
DEFENSIVE REBOUNDS					
	ABA	158	Spencer Haywood		1970
	NBA	150	Nikola Jokic		2020
TOTAL REBOUNDS					
	ABA	237	Spencer Haywood		1970
	NBA	187	Nikola Jokic		2020
REBOUND AVERAGE					
	ABA	19.8	Spencer Haywood	(237 in 12 games)	1970
	NBA	14.8	Marcus Camby	(74 in 5 games)	2007

INDIVIDUAL PLAYOFF SEASON (ALL ROUNDS COMBINED – CONT.)

			PLAYER	YEAR
ASSISTS				
	ABA/NBA	126	Jamal Murray	2020
ASSISTS AVERAGE				
	ABA/NBA	9.5	Fat Lever (19 in 2 games)	1989
TURNOVERS				
	ABA/NBA	62	Nikola Jokic	2020
STEALS				
	ABA/NBA	28	Carmelo Anthony	2009
PERSONAL FOULS				
	ABA/NBA	68	Nikola Jokic	2020
DISQUALIFICATIONS				
	ABA/NBA	3	Kenyon Martin	2009
	ABA/NBA	3	Nenê	2009
BLOCKED SHOTS				
	ABA/NBA	69	Dikembe Mutombo	1994

TEAM SINGLE GAME

			OPPONENT	DATE
MINUTES PLAYED				
	ABA/NBA	340	at Portland Trail Blazers (4 OT)	5/3/19
POINTS				
	ABA	143	Twice, last vs. Washington Capitols	4/28/70
	NBA	141	vs. San Antonio Spurs	4/18/85
FIELD GOALS MADE				
	ABA/NBA	57	vs. San Antonio Spurs	4/18/85
FIELD GOALS ATTEMPTED				
	NBA	119	at Portland Trail Blazers (4 OT)	5/3/19
	ABA	110	vs. Washington Capitols 4/28/70	
FIELD GOAL PERCENTAGE				
	ABA/NBA	.620	vs. San Antonio Spurs (57-93)	4/28/85
THREE-POINT FIELD GOALS MADE				
	ABA/NBA	22	vs. Utah (OT)*	8/17/20
			*Game were played in Orlando due to COVID-19	
THREE-POINT FIELD GOALS ATTEMPTED				
	ABA/NBA	44	at Utah* 8/23/20	
			*Game were played in Orlando due to COVID-19	
FREE THROWS MADE				
	ABA/NBA	41	vs. Seattle SuperSonics 5/5/88	
FREE THROWS ATTEMPTED				
	ABA/NBA	49	vs. Los Angeles Lakers	5/25/09
FREE THROW PERCENTAGE				
	ABA	1.000	vs. Indiana Pacers (14-14)	4/27/75
	NBA	.971	vs. San Antonio Spurs (34-35)	5/1/90
OFFENSIVE REBOUNDS				
	ABA/NBA	24	at Portland Trail Blazers (4 OT)	5/3/19

TEAM SINGLE GAME (CONT.)

			OPPONENT	DATE
DEFENSIVE REBOUNDS				
	ABA/NBA	52	vs. Portland Trail Blazers 5/7/19	
TOTAL REBOUNDS				
	ABA	79	vs. Los Angeles Stars	4/30/70
	NBA	66	at Portland Trail Blazers (4 OT)	5/3/19
ASSISTS				
	ABA/NBA	41	at Los Angeles Lakers	5/14/85
TURNOVERS				
	ABA/NBA	31	vs. Milwaukee Bucks	4/21/78
STEALS				
	ABA	16	vs. Utah Stars	4/16/75
	NBA	15	Three times, last vs. Dallas Mavericks	5/3/09
PERSONAL FOULS				
	ABA	39	at Oakland Oaks	4/12/69
	NBA	39	at Utah Jazz	4/30/10
	NBA	39	vs. San Antonio Spurs	5/2/95
BLOCKED SHOTS				
	ABA/NBA	16	at Utah Jazz	5/17/94

TEAM PLAYOFF SEASON (ALL ROUNDS COMBINED)

			YEAR
GAMES PLAYED			
	ABA/NBA	19	2020
MINUTES PLAYED			
	ABA/NBA	4,585	2020
POINTS			
	ABA/NBA	2,041	2020
SCORING AVERAGE			
	ABA/NBA	122.0 (1,830 in 15 games)	1985
FIELD GOALS MADE			
	ABA/NBA	738	2020
FIELD GOALS ATTEMPTED			
	ABA/NBA	1,568	2020
FIELD GOAL PERCENTAGE			
	ABA/NBA	.506 (240-474)	1984
THREE-POINT FIELD GOALS MADE			
	ABA/NBA	233	2020
THREE-POINT FIELD GOALS ATTEMPTED			
	ABA/NBA	615	2020
THREE-POINT FIELD GOAL PERCENTAGE			
	ABA/NBA	.410 (16-30)	1989
FREE THROWS MADE			
	ABA/NBA	406	2009
FREE THROWS ATTEMPTED			
	ABA/NBA	535	2009

TEAM PLAYOFF SEASON (ALL ROUNDS COMBINED - CONT.)

			YEAR
FREE THROW PERCENTAGE			
	ABA/NBA	.862 (119-138)	1984
OFFENSIVE REBOUNDS			
	ABA/NBA	241	1985
DEFENSIVE REBOUNDS			
	ABA/NBA	596	2020
TOTAL REBOUNDS			
	ABA/NBA	772	2020
REBOUND AVERAGE			
	ABA	55.0 (660 in 12 games)	1970
	NBA	49.6 (645 in 13 games)	1978
ASSISTS			
	ABA/NBA	451	1985
ASSISTS AVERAGE			
	ABA/NBA	31.5 (252 in 8 games)	1983
TURNOVERS			
	ABA	262	1976
	NBA	251	2020
STEALS			
	ABA/NBA	148	1985
PERSONAL FOULS			
	ABA/NBA	426	2020
DISQUALIFICATIONS			
	ABA/NBA	8	2009
	ABA/NBA	8	1978
BLOCKED SHOTS			
	ABA/NBA	119	1994

INDIVIDUAL SERIES RECORDS

MINUTES PLAYED

3-Game Series	122	David Thompson, 1979 vs L.A. Lakers
4-Game Series	163	Alex English, 1986 vs Portland
5-Game Series	223	Allen Iverson, 2007 vs San Antonio
6-Game Series	254	Carmelo Anthony, 2010 vs Utah
7-Game Series	315	Dikembe Mutombo, 1994 vs Utah

AVERAGE MINUTES PER GAME

3-Game Series	40.7	David Thompson, 1979 vs L.A. Lakers
4-Game Series	40.8	Alex English, 1986 vs Portland
5-Game Series	44.6	Allen Iverson, 2007 vs San Antonio
6-Game Series	43.3	Fat Lever, 1988 vs Dallas
7-Game Series	45.0	Dikembe Mutombo, 1994 vs Utah

FIELD GOALS

3-Game Series	38	David Thompson, 1979 vs L.A. Lakers
4-Game Series	42	Alex English, 1986 vs Portland
5-Game Series	60	Alex English, 1984 vs Utah
6-Game Series	68	Alex English, 1986 vs Houston
7-Game Series	83	Jamal Murray, 2020 vs Utah

FIELD GOALS ATTEMPTED

3-Game Series	69	David Thompson, 1979 vs L.A. Lakers
4-Game Series	89	Alex English, 1986 vs Portland
5-Game Series	114	Allen Iverson, 2007 vs San Antonio
6-Game Series	141	Alex English, 1986 vs Houston
7-Game Series	159	David Thompson, 1978 vs Milwaukee

FIELD GOAL PERCENTAGE

3-Game Series	.706	Danny Schayes (12-17), 1987 vs LAL
4-Game Series	.565	Elston Turner (13-23), 1986 vs Portland
5-Game Series	.750	Chris Andersen (12-16), 2009 vs NOP
6-Game Series	.679	Danny Schayes (36-53), 1988 vs Dallas
7-Game Series	.692	Robert Smith (9-13), 1978 vs Milwaukee

THREE-POINT FIELD GOALS

3-Game Series	10	Michael Adams, 1989 vs Phoenix
4-Game Series	7	J.R. Smith, 2008 vs L.A. Lakers
5-Game Series	19	Chauncey Billups, 2009 vs New Orleans
6-Game Series	14	Twice, last by Iguodala, 2013 vs. GSW
7-Game Series	32	Jamal Murray, 2020 vs Utah

THREE-POINT FIELD GOALS ATTEMPTED

3-Game Series	22	Michael Adams, 1989 vs Phoenix
4-Game Series	22	J.R. Smith, 2008 vs L.A. Lakers
5-Game Series	33	J.R. Smith, 2009 vs New Orleans
6-Game Series	47	J.R. Smith, 2009 vs L.A. Lakers
7-Game Series	60	Jamal Murray, 2020 vs Portland

THREE-POINT FIELD GOAL PERCENTAGE

3-Game Series	.667	Fat Lever (2-3), 1989 vs Phoenix
4-Game Series	1.000	Fat Lever (2-2), 1986 vs Portland
5-Game Series	.667	Rob Williams (2-3), 1983 vs San Antonio
6-Game Series	1.000	Fat Lever (2-2), 1988 vs Dallas
7-Game Series	.618	Torrey Craig (11-18), 2019 vs San Antonio

INDIVIDUAL SERIES RECORDS (CONT.)

FREE THROWS

3-Game Series	25	David Thompson, 1979 vs L.A. Lakers
4-Game Series	26	Calvin Natt, 1986 vs Portland
5-Game Series	40	Danny Schayes, 1987 vs Seattle
6-Game Series	62	Carmelo Anthony, 2009 vs L.A. Lakers
7-Game Series	38	Nikola Jokic, 2019 vs Portland

FREE THROWS ATTEMPTED

3-Game Series	31	David Thompson, 1979 vs L.A. Lakers
4-Game Series	33	Allen Iverson, 2008 vs L.A. Lakers
5-Game Series	52	Carmelo Anthony, 2006 vs L.A. Clippers
6-Game Series	75	Carmelo Anthony, 2009 vs L.A. Lakers
7-Game Series	47	David Thompson, 1978 vs Milwaukee

FREE THROWS WITHOUT A MISS

3-Game Series	18	Kiki Vandeweghe, 1982 vs Phoenix
4-Game Series	3	Nenê, 2008 vs L.A. Lakers
5-Game Series	9	Mahmoud Abdul-Rauf, 1994 vs Seattle
6-Game Series	8	Mack Calvin, 1978 vs Seattle
7-Game Series	6	Nikola Jokic, 2020 vs L.A. Clippers

POINTS

3-Game Series	84	David Thompson, 1979 vs L.A. Lakers
4-Game Series	98	Allen Iverson, 2008 vs L.A. Lakers
5-Game Series	153	Alex English, 1985 vs Seattle
6-Game Series	184	Carmelo Anthony, 2010 vs Utah
7-Game Series	221	Jamal Murray, 2020 vs Utah

AVERAGE POINTS PER GAME

3-Game Series	28.0	David Thompson, 1979 vs L.A. Lakers
4-Game Series	24.5	Allen Iverson, 2008 vs L.A. Lakers
5-Game Series	30.6	Alex English, 1985 vs Utah
6-Game Series	30.7	Carmelo Anthony, 2010 vs Utah
7-Game Series	31.6	Jamal Murray, 2020 vs Utah

OFFENSIVE REBOUNDS

3-Game Series	14	Tom Boswell, 1979 vs L.A. Lakers
4-Game Series	19	Carmelo Anthony, 2008 vs L.A. Lakers
5-Game Series	22	Nenê, 2007 vs San Antonio
6-Game Series	20	Danny Schayes, 1986 vs Houston
7-Game Series	28	Nikola Jokic, 2019 vs Portland

DEFENSIVE REBOUNDS

3-Game Series	21	Fat Lever, 1990 vs San Antonio
4-Game Series	42	Marcus Camby, 2008 vs L.A. Lakers
5-Game Series	62	Marcus Camby, 2007 vs San Antonio
6-Game Series	40	Dan Issel, 1977 vs Portland
7-Game Series	84	Nikola Jokic, 2020 vs L.A. Clippers

TOTAL REBOUNDS

3-Game Series	32	Fat Lever, 1990 vs San Antonio
4-Game Series	53	Marcus Camby, 2008 vs L.A. Lakers
5-Game Series	74	Marcus Camby, 2007 vs San Antonio
6-Game Series	58	Dan Issel, 1977 vs Portland
7-Game Series	97	Nikola Jokic, 2019 vs Portland

INDIVIDUAL SERIES RECORDS (CONT.)

AVERAGE REBOUNDS PER GAME

3-Game Series	10.3	Fat Lever, 1990 vs San Antonio
4-Game Series	13.3	Marcus Camby, 2008 vs L.A. Lakers
5-Game Series	14.8	Marcus Camby, 2007 vs San Antonio
6-Game Series	10.6	Fat Lever, 1988 vs Dallas
7-Game Series	13.9	Nikola Jokic, 2019 vs Portland

ASSISTS

3-Game Series	22	Fat Lever, 1987 vs L.A. Lakers
4-Game Series	28	Alex English, 1986 vs Portland
5-Game Series	47	Fat Lever, 1985 vs San Antonio
6-Game Series	48	Ty Lawson, 2013 vs. Golden State
7-Game Series	64	Nikola Jokic, 2019 vs San Antonio

ASSISTS PER GAME

3-Game Series	7.3	Fat Lever, 1987 vs L.A. Lakers
4-Game Series	7.0	Alex English, 1986 vs Portland
5-Game Series	10.3	Fat Lever, 1985 vs Utah
6-Game Series	8.3	Fat Lever, 1988 vs Dallas
7-Game Series	9.1	Nikola Jokic, 2019 vs. San Antonio

BLOCKED SHOTS

3-Game Series	7	Dikembe Mutombo, 1995 vs San Antonio
4-Game Series	12	Marcus Camby, 2008 vs L.A. Lakers
5-Game Series	31	Dikembe Mutombo, 1994 vs Seattle
6-Game Series	15	Chris Andersen, 2009 vs L.A. Lakers
7-Game Series	38	Dikembe Mutombo, 1994 vs Utah

AVERAGE BLOCKED SHOTS PER GAME

3-Game Series	2.33	Dikembe Mutombo, 1995 vs San Antonio
4-Game Series	3.00	Marcus Camby, 2008 vs L.A. Lakers
5-Game Series	6.20	Dikembe Mutombo, 1994 vs Seattle
6-Game Series	2.50	Chris Andersen, 2009 vs L.A. Lakers
7-Game Series	5.43	Dikembe Mutombo, 1994 vs Utah

STEALS

3-Game Series	14	Alex English, 1989 vs Phoenix
4-Game Series	11	T.R. Dunn, 1986 vs Portland
5-Game Series	14	Fat Lever, 1985 vs San Antonio
6-Game Series	17	Bobby Jones, 1977 vs Portland
7-Game Series	13	Gary Harris, 2020 vs L.A. Clippers

AVERAGE STEALS PER GAME

3-Game Series	4.67	Alex English, 1989 vs Phoenix
4-Game Series	2.75	T.R. Dunn, 1986 vs Portland
5-Game Series	2.80	Fat Lever, 1985 vs San Antonio
6-Game Series	2.83	Bobby Jones, 1977 vs Portland
7-Game Series	1.86	Gary Harris, 2020 vs L.A. Clippers

TURNOVERS

3-Game Series	10	Bison Dele, 1995 vs San Antonio
4-Game Series	16	Alex English, 1986 vs Portland
5-Game Series	21	Jamal Murray, 2020 vs L.A. Lakers
6-Game Series	21	Carmelo Anthony, 2010 vs Utah
7-Game Series	33	Nikola Jokic, 2020 vs L.A. Clippers

INDIVIDUAL SERIES RECORDS (CONT.)

PERSONAL FOULS

3-Game Series	15	Three times, last Dikembe Mutombo, 1995 vs SA
4-Game Series	20	Kenyon Martin, 2008 vs L.A. Lakers
5-Game Series	24	Carmelo Anthony, 2009 vs Dallas
6-Game Series	30	Bobby Wilkerson, 1978 vs Seattle
7-Game Series	32	Anthony Roberts, 1978 vs Milwaukee

DISQUALIFICATIONS

3-Game Series	1	Four times, last Bison Dele & Dikembe Mutombo, 1995 vs San Antonio
4-Game Series	2	Kenyon Martin, 2008 vs L.A. Lakers
5-Game Series	2	Andre Miller, 2005 vs San Antonio
6-Game Series	2	Nenê, 2009 vs L.A. Lakers
7-Game Series	2	3 times, last by Gary Harris, 2020 vs L.A. Clippers



INDIVIDUAL SINGLE GAME

	PLAYER	OPPONENT	DATE
POINTS			
57	Donovan Mitchell	UTA	8/17/20
MINUTES			
60	CJ McCollum	at POR	5/3/19
FIELD GOALS MADE			
19	Donovan Mitchell	UTA	8/17/20
FIELD GOALS ATTEMPTED			
39	CJ McCollum	at POR	5/3/19
MOST FIELD GOALS MADE, NO MISSES			
5	Felton Spencer	at UTA	5/10/94
THREE-POINT FIELD GOALS MADE			
9	Donovan Mitchell	at UTA	8/30/20
THREE-POINT FIELD GOALS ATTEMPTED			
15	Donovan Mitchell	UTA	8/17/20
MOST THREE-POINT FIELD GOALS MADE, NO MISSES			
4	Brent Barry	at SA	4/27/05
FREE THROWS MADE			
18	Kevin Johnson	at PHX	4/30/89
FREE THROWS ATTEMPTED			
19	Three times, last by Kevin Johnson	at PHX	4/30/89
MOST FREE THROWS MADE, NO MISSES			
15	Adrian Dantley	UTA	4/24/84
OFFENSIVE REBOUNDS			
11	Pau Gasol	at LAL	5/12/12
DEFENSIVE REBOUNDS			
20	Kevin Garnett	at MIN	4/21/04
TOTAL REBOUNDS			
22	Kevin Garnett	at MIN	4/21/04
ASSISTS			
20	Johnny Moore	at SA	4/27/83
STEALS			
6	Hakeem Olajuwon	at HOU	4/26/86
BLOCKED SHOTS			
10	Andrew Bynum	at LAL	4/29/12

TEAM SINGLE GAME

	TEAM	DATE
MINUTES PLAYED		
340	at POR	5/3/19
POINTS		
153	at LAL	5/22/85
FIELD GOALS MADE		
67	Twice, last by LAL	5/22/85
FIELD GOALS ATTEMPTED		
124	Twice, last by at POR	5/3/19
FIELD GOAL PERCENTAGE		
.660	at MIL (64-97)	4/23/78
THREE-POINT FIELD GOALS MADE		
20	UTA	8/19/20
THREE-POINT FIELD GOALS ATTEMPTED		
47	UTA	8/17/20
MOST THREE-POINT FIELD GOALS MADE, NO MISSES		
4	at LAL	4/11/85
FREE THROWS MADE		
49	at LAL	4/25/87
FREE THROWS ATTEMPTED		
62	SEA	5/5/78
FREE THROW PERCENTAGE		
1.000	LAL (24-24)	5/29/09
OFFENSIVE REBOUNDS		
26	PHX	4/20/82
DEFENSIVE REBOUNDS		
56	at SA	5/4/83
TOTAL REBOUNDS		
75	at SA	5/4/83
ASSISTS		
51	at SA	5/4/83
TURNOVERS		
29	POR	4/22/77
STEALS		
17	at PHX	4/19/83
PERSONAL FOULS		
38	at UTA	5/17/94
BLOCKED SHOTS		
15	at LAL	4/29/12

INDIVIDUAL OPPONENTS SERIES RECORDS

MINUTES PLAYED

3-Game Series	127	Tom Chambers, 1989 for Phoenix
4-Game Series	160	Pau Gasol, 2008 for L.A. Lakers
5-Game Series	208	Kevin Durant, 2011 for Oklahoma City
		Dirk Nowitzki, 2009 for Dallas
6-Game Series	257	Dennis Johnson, 1978 for Seattle
7-Game Series	320	Karl Malone, 1994 for Utah

AVERAGE MINUTES PER GAME

3-Game Series	42.3	Tom Chambers, 1989 for Phoenix
4-Game Series	40.0	Pau Gasol, 2008 for L.A. Lakers
5-Game Series	41.6	Kevin Durant, 2011 for Oklahoma City
		Dirk Nowitzki, 2009 for Dallas
6-Game Series	42.8	Dennis Johnson, 1978 for Seattle
7-Game Series	45.7	Karl Malone, 1994 for Utah

FIELD GOALS

3-Game Series	32	Kareem Abdul-Jabbar, 1979 for LAL
3-Game Series	32	David Robinson, 1990 for San Antonio
4-Game Series	48	Kobe Bryant, 2008 for L.A. Lakers
5-Game Series	62	George Gervin, 1983 for San Antonio
6-Game Series	70	Hakeem Olajuwon, 1986 for Houston
7-Game Series	83	Donovan Mitchell, 2020 for Utah

FIELD GOALS ATTEMPTED

3-Game Series	69	Walter Davis, 1983 for Phoenix
4-Game Series	96	Kobe Bryant, 2008 for L.A. Lakers
5-Game Series	103	Dirk Nowitzki, 2009 for Dallas
6-Game Series	131	Kobe Bryant, 2009 for L.A. Lakers
7-Game Series	172	Kobe Bryant, 2012 for L.A. Lakers

FIELD GOAL PERCENTAGE

3-Game Series	.750	Mark West (6-8), 1989 for Phoenix
4-Game Series	.710	Luke Walton (22-31), 2008 for LAL
5-Game Series	.789	Dwight Howard (15-19), 2020 for LAL
6-Game Series	.650	Brad Davis (13-20), 1987 for Dallas
7-Game Series	.656	Alex English (42-64), 1978 for MIL

THREE-POINT FIELD GOALS

3-Game Series	7	Michael Cooper, 1987 for L.A. Lakers
4-Game Series	10	Kobe Bryant, 2008 for L.A. Lakers
5-Game Series	19	Michael Finley, 2007 for San Antonio
6-Game Series	23	Stephen Curry, 2013 for Golden State
7-Game Series	33	Donovan Mitchell, 2020 for Utah

THREE-POINT FIELD GOALS ATTEMPTED

3-Game Series	11	Michael Cooper, 1987 for L.A. Lakers
4-Game Series	30	Kobe Bryant, 2008 for L.A. Lakers
5-Game Series	37	Kevin Durant, 2011 for Oklahoma City
6-Game Series	52	Stephen Curry, 2013 for Golden State
7-Game Series	64	Donovan Mitchell, 2020 for Utah

INDIVIDUAL OPPONENTS SERIES RECORDS (CONT.)

THREE-POINT FIELD GOAL PERCENTAGE

3-Game Series	1.000	Walter Davis (1-1), 1982 for Phoenix
4-Game Series	.800	Luke Walton (4-5), 2008 for L.A. Lakers
5-Game Series	.800	Johnny Moore (4-5), 1983 for SA
6-Game Series	.667	Ronnie Price (2-3), 2010 for Utah
7-Game Series	1.000	Dante Cunningham (2-2), 2019 for SA

FREE THROWS

3-Game Series	43	Kevin Johnson, 1989 for Phoenix
4-Game Series	32	Kiki Vandeweghe, 1986 for Portland
5-Game Series	57	Dirk Nowitzki, 2009 for Dallas
6-Game Series	67	Kobe Bryant, 2009 for L.A. Lakers
7-Game Series	55	Donovan Mitchell, 2020 for Utah

FREE THROWS ATTEMPTED

3-Game Series	46	Kevin Johnson, 1989 for Phoenix
4-Game Series	33	Kobe Bryant, 2008 for L.A. Lakers
5-Game Series	66	Adrian Dantley, 1984 for Utah
6-Game Series	72	Kobe Bryant, 2009 for L.A. Lakers
7-Game Series	60	Karl Malone, 1994 for Utah

FREE THROW PERCENTAGE

3-Game Series	1.000	Kurt Rambis (8-8), 1987 for L.A. Lakers
4-Game Series	1.000	Kiki Vandeweghe (32-32), 1986 for POR
5-Game Series	1.000	Four times, last Rasul Butler (9-9) & Devin Brown (2-2), 2009 for New Orleans
6-Game Series	1.000	Stephen Cury (21-21), 2013 for Golden St.
7-Game Series	1.000	Jordan Clarkson (10-10), 2020 for Utah

POINTS

3-Game Series	92	Kevin Johnson, 1989 for Phoenix
4-Game Series	134	Kobe Bryant, 2008 for L.A. Lakers
5-Game Series	172	Dirk Nowitzki, 2009 for Dallas
6-Game Series	204	Kobe Bryant, 2009 for L.A. Lakers
7-Game Series	254	Donovan Mitchell, 2020 for Utah

AVERAGE POINTS PER GAME

3-Game Series	30.7	Kevin Johnson, 1989 for Phoenix
4-Game Series	33.5	Kobe Bryant, 2008 for L.A. Lakers
5-Game Series	34.4	Dirk Nowitzki, 2009 for Dallas
6-Game Series	34.0	Kobe Bryant, 2009 for L.A. Lakers
7-Game Series	36.3	Donovan Mitchell, 2020 for Utah

OFFENSIVE REBOUNDS

3-Game Series	16	Dennis Rodman, 1995 for San Antonio
4-Game Series	13	Lamar Odom, 2008 for L.A. Lakers
5-Game Series	21	Nazr Mohammed, 2005 for San Antonio
6-Game Series	30	Hakeem Olajuwon, 1986 for Houston
7-Game Series	30	Andrew Bynum, 2012 for L.A. Lakers

INDIVIDUAL OPPONENTS SERIES RECORDS (CONT.)

DEFENSIVE REBOUNDS

3-Game Series	41	Tom Chambers, 1989 for Phoenix
4-Game Series	44	Kenny Carr, 1986 for Portland
5-Game Series	51	Artis Gilmore, 1983 for San Antonio
6-Game Series	68	Bill Walton, 1977 for Portland
7-Game Series	66	Karl Malone, 1994 for Utah

TOTAL REBOUNDS

3-Game Series	46	Tom Chambers, 1989 for Phoenix
4-Game Series	53	Kenny Carr, 1986 for Portland
5-Game Series	61	Artis Gilmore, 1983 for San Antonio
6-Game Series	85	Roy Tarpley, 1987 for Dallas
7-Game Series	86	Andrew Bynum, 2012 for L.A. Lakers
		Karl Malone, 1994 for Utah

AVERAGE REBOUNDS PER GAME

3-Game Series	15.3	Tom Chambers, 1989 for Phoenix
4-Game Series	13.3	Kenny Carr, 1986 for Portland
5-Game Series	12.2	Artis Gilmore, 1983 for San Antonio
6-Game Series	14.2	Roy Tarpley, 1987 for Dallas
7-Game Series	12.3	Andrew Bynum, 2012 for L.A. Lakers
		Karl Malone, 1994 for Utah

ASSISTS

3-Game Series	47	Kevin Johnson, 1989 for Phoenix
4-Game Series	25	Kobe Bryant, 2008 for L.A. Lakers
5-Game Series	78	Magic Johnson, 1985 for L.A. Lakers
6-Game Series	67	Deron Williams, 2010 for Utah
7-Game Series	67	John Stockton, 1994 for Utah

ASSISTS PER GAME

3-Game Series	15.7	Kevin Johnson, 1989 for Phoenix
4-Game Series	6.3	Kobe Bryant, 2008 for L.A. Lakers
5-Game Series	15.6	Magic Johnson, 1985 for L.A. Lakers
6-Game Series	11.2	Deron Williams, 2010 for Utah
7-Game Series	9.6	John Stockton, 1994 for Utah

BLOCKED SHOTS

3-Game Series	15	Kareem Abdul-Jabbar, 1979 for LAL
4-Game Series	11	Pau Gasol, 2008 for L.A. Lakers
5-Game Series	24	Serge Ibaka, 2011 for Okahoma City
6-Game Series	21	Hakeem Olajuwon, 1986 for Houston
7-Game Series	28	Andrew Bynum, 2012 for L.A. Lakers

AVERAGE BLOCKS PER GAME

3-Game Series	5.00	Kareem Abdul-Jabbar, 1979 for LAL
4-Game Series	2.75	Pau Gasol, 2008 for L.A. Lakers
5-Game Series	4.80	Serge Ibaka, 2011 for Oklahoma City
6-Game Series	3.50	Hakeem Olajuwon, 1986 for Houston
7-Game Series	4.00	Andrew Bynum, 2012 for L.A. Lakers

INDIVIDUAL OPPONENTS SERIES RECORDS (CONT.)

STEALS

3-Game Series	7	Three times, last Avery Johnson, 1995 for San Antonio
4-Game Series	6	Four times, last Kobe Bryant, Derek Fisher & Lamar Odom, 2008 for L.A. Lakers
5-Game Series	15	Johnny Moore, 1983 for San Antonio
6-Game Series	13	Twice, last Stephen Curry, 2013 for GS
7-Game Series	16	Kawhi Leonard, 2020 for L.A. Clippers

AVERAGE STEALS PER GAME

3-Game Series	2.33	Three times, last Avery Johnson, 1995 for San Antonio
4-Game Series	1.50	Four times, last Kobe Bryant, Derek Fisher & Lamar Odom, 2008 for L.A. Lakers
5-Game Series	3.00	Johnny Moore, 1983 for San Antonio
6-Game Series	2.17	Twice, last Stephen Curry, 2013 for GS
7-Game Series	2.29	Kawhi Leonard, 2020 for L.A. Clippers

TURNOVERS

3-Game Series	13	Dennis Johnson, 1982 for Phoenix
4-Game Series	19	Clyde Drexler, 1986 for Portland
5-Game Series	24	Chris Paul, 2009 for New Orleans
6-Game Series	28	Ralph Sampson, 1986 for Houston
7-Game Series	29	Donovan Mitchell, 2020 for Utah

PERSONAL FOULS

3-Game Series	15	Alvan Adams, 1983 for Phoenix
3-Game Series	15	Larry Nance, 1983 for Phoenix
4-Game Series	18	Kenny Carr, 1986 for Portland
5-Game Series	24	Tom Chambers, 1984 for Seattle
6-Game Series	31	Bob Gross, 1977 for Portland
7-Game Series	34	Karl Malone, 1994 for Utah

DISQUALIFICATIONS

3-Game Series	1	Larry Nance, 1982 for Phoenix
3-Game Series	1	Larry Nance, 1983 for Phoenix
4-Game Series	1	Three times, last Clyde Drexler, Kenny Carr & Jim Paxson, 1986 for Portland
5-Game Series	1	14 times, last Markieff Morris, 2020 for LAL
6-Game Series	3	Hakeem Olajuwon, 1986 for Houston
6-Game Series	3	Bob Gross, 1977 for Portland
7-Game Series	2	Karl Malone, 1994 for Utah



NUGGETS ALL-TIME PLAYOFF SCORING LEADERS

PLAYER	SP	GP	MIN	FGM	FGA	PCT	3FGM	FTM	FTA	PCT	OFF	DEF	REB	AST	PF	DQ	ST	BS	PTS	AVG
1. English	9	59	2,219	620	1250	.496	0	300	345	.869	150	179	329	280	168	2	124	22	1,540	26.1
2. Issel+	8	66	2,069	513	1037	.495	2	267	325	.822	159	390	549	177	219	1	114	33	1,295	19.6
3. Anthony	7	45	1,738	378	892	.424	43	305	373	.818	110	208	318	134	166	5	59	16	1,104	24.5
4. Thompson+	5	38	1,414	367	751	.489	2	202	256	.789	74	124	198	133	130	1	109	31	938	24.7
5. Simpson+	5	51	1,546	365	826	.442	4	202	249	.811	62	138	200	223	124	1	167	10	936	18.4
6. Beck+	8	66	1,790	346	737	.469	2	154	188	.819	174	312	486	82	220	1	10	4	848	12.8
7. Jokic	**2**	**33**	**1251**	**310**	**604**	**.513**	**64**	**132**	**157**	**.841**	**91**	**278**	**369**	**227**	**122**	**2**	**36**	**28**	**816**	**24.7**
8. Murray	**2**	**33**	**1261**	**293**	**620**	**.473**	**90**	**126**	**140**	**.900**	**39**	**114**	**153**	**192**	**66**	**0**	**32**	**8**	**802**	**24.3**
9. B. Jones+	4	45	1,436	240	436	.550	0	105	144	.729	123	237	360	153	169	2	61	55	585	13.0
10. Lever	6	36	1,232	210	476	.441	16	112	137	.817	72	175	247	242	99	0	78	9	528	14.7
11. Natt	2	25	801	197	380	.518	1	118	148	.797	48	130	178	85	60	0	10	8	513	20.5
12. L. Jones*	3	20	858	173	361	.479	8	148	185	.800	-	-	122	112	67	0	-	-	502	25.1
13. Evans	6	52	1,021	189	460	.411	42	70	85	.824	20	82	102	152	116	0	43	6	490	9.4
14. Nenê	7	44	1,299	170	320	.531	0	133	211	.630	99	185	284	91	166	5	43	24	473	10.8
15. Schayes	7	48	1,082	157	285	.551	0	141	173	.815	94	189	283	60	164	2	18	42	455	9.5
16. Billups	2	22	826	127	280	.454	55	143	159	.899	6	69	75	147	62	1	26	7	452	20.5
17. J.R. Smith	5	35	820	148	332	.446	63	83	118	.703	22	78	100	69	94	1	34	7	446	12.6
18. Haywood*	1	12	568	185	362	.511	1	69	83	.831	79	158	237	39	31	0	-	-	440	36.7
19. Robisch+	4	28	848	164	381	.430	0	104	138	.754	92	159	251	46	79	1	14	10	432	15.4
20. Vandeweghe	3	16	606	161	299	.538	2	85	96	.885	16	77	93	61	37	1	15	16	409	25.6
21. A. Miller	5	28	894	156	357	.437	11	80	102	.784	57	73	130	143	77	3	34	3	403	14.4
22. K. Martin	6	38	1,208	169	356	.475	1	60	95	.632	70	176	246	62	152	6	42	32	399	10.5
23. Hanzlik	8	54	1,124	138	320	.431	5	107	140	.764	54	96	150	147	183	4	43	24	388	7.2
24. Ty Lawson	4	24	763	145	305	.475	22	74	94	.787	20	43	63	125	52	0	28	2	386	16.1
25. Calvin+	3	31	691	114	245	.465	3	129	140	.921	10	48	58	102	74	0	31	1	360	11.6
26. Millsap	**2**	**33**	**928**	**120**	**275**	**.436**	**27**	**90**	**115**	**.783**	**50**	**133**	**183**	**34**	**97**	**1**	**24**	**24**	**357**	**10.8**
27. Rasmussen	5	29	632	140	316	.443	0	65	81	.802	68	112	180	25	84	1	10	27	345	11.9
28. Hammond*	3	24	739	140	272	.515	0	63	93	.677	-	-	157	46	92	3	-	-	343	26.4
29. Harris	**2**	**28**	**897**	**107**	**248**	**.431**	**39**	**50**	**60**	**.833**	**16**	**70**	**86**	**56**	**83**	**3**	**28**	**12**	**303**	**10.8**
30. Green*	1	13	487	112	226	.496	0	53	60	.883	54	67	121	14	51	x	10	21	277	21.3

* ABA
\+ ABA and NBA combined

CAREER NBA PLAYOFF LEADERS

GAMES

1. Alex English	59
2. T.R. Dunn	58
3. Bill Hanzlik	54
4. Dan Issel	53
5. Mike Evans	52

POINTS

1. Alex English	1,540
2. Carmelo Anthony	1,104
3. Dan Issel	1,029
4. Nikola Jokic	816
5. Jamal Murray	802

FIELD GOALS MADE

1. Alex English	620
2. Dan Issel	402
3. Carmelo Anthony	378
4. Nikola Jokic	310
5. Jamal Murray	293

FIELD GOALS ATTEMPTED

1. Alex English	1,250
2. Carmelo Anthony	892
3. Dan Issel	810
4. Jamal Murray	620
5. Nikola Jokic	604

FIELD GOAL PERCENTAGE

1. Chris Andersen	.582 (53-91)
2. Billy McKinney	.575 (42-73)
3. Kenneth Faried	.565 (52-92)
4. Bison Dele	.553 (52-94)
5. Dan Schayes	.551 (157-285)

3-POINT FIELD GOALS

1. Jamal Murray	90
2. J.R Smith	65
3. Nikola Jokic	64
4. Chauncey Billups	55
5. Carmelo Anthony	43

3-POINT FG ATTEMPTS

1. Jamal Murray	220
2. J.R. Smith	192
3. Nikola Jokic	154
4. Mike Evans	149
5. Carmelo Anthony	127

FREE THROWS MADE

1. Carmelo Anthony	305
2. Alex English	300
3. Dan Issel	223
4. Chauncey Billups	143
5. Dan Schayes	141

FREE THROWS ATTEMPTED

1. Carmelo Anthony	373
2. Alex English	345
3. Dan Issel	269
4. Nenê	211
5. Dan Schayes	173

FREE THROW PERCENTAGE

1. Walter Davis	1.000 (21-21)
2. Mahmoud Abdul-Rauf	.956 (43-45)
3. Jamal Murray	.900 (126-140)
4. Chauncey Billups	.899 (143-159)
5. Jerami Grant	.889 (48-54)

OFFENSIVE REBOUNDS

1. Alex English	148
2. T.R. Dunn	116
3. Carmelo Anthony	110
4. Nenê	99
5. Danny Schayes	93

DEFENSIVE REBOUNDS

1. Nikola Jokic	278
2. Marcus Camby	241
3. Carmelo Anthony	208
4. Dan Issel	196
5. Nenê	185

TOTAL REBOUNDS

1. Dan Issel	393
2. Nikola Jokic	369
3. Alex English	329
3. Carmelo Anthony	318
4. Marcus Camby	295

ASSISTS

1. Alex English	280
2. Fat Lever	257
3. Nikola Jokic	227
4. Jamal Murray	192
5. Mike Evans	152

BLOCKED SHOTS

1. Dikembe Mutombo	76
2. Marcus Camby	65
3. Wayne Cooper	52
4. Chris Andersen	47
5. Dan Schayes	42

STEALS

1. T.R. Dunn	83
2. Fat Lever	78
3. Carmelo Anthony	59
4. Mike Evans	43
4. Bill Hanzlik	43
4. Nenê	43

1977 (Won 2, Lost 4)

Player	GP/GS	MIN	FG	FGA	PCT	FT	FTA	PCT	OFF	DEF	REB	AST	PF	DQ	STL	BS	PTS	AVG
Thompson	6-6	237	56	121	.463	36	53	.679	13	18	31	24	22	1	9	4	148	24.7
Issel	6-6	222	49	96	.510	34	45	.756	18	40	58	17	20	0	5	4	132	22.0
Jones	6-6	187	31	64	.484	10	17	.588	11	24	35	21	25	1	17	14	72	12.0
Calvin	6-2	112	19	40	.475	24	29	.828	1	8	9	13	13	0	1	0	62	10.3
Wise	6-0	106	14	41	.341	17	25	.680	6	22	28	3	16	0	0	1	45	7.5
McClain	6-4	170	19	46	.413	6	8	.750	5	9	14	27	12	0	10	2	44	7.3
Price	6-2	158	19	53	.358	5	8	.625	6	18	24	25	18	0	12	1	43	7.2
Silas	6-4	141	14	33	.424	13	24	.542	16	24	40	16	23	1	2	4	41	6.8
Webster	6-0	96	13	26	.500	4	6	.667	14	26	40	31	20	2	1	1	30	5.0
Towe	1-0	6	2	3	.667	0	0	.000	0	0	1	0	0		0	0	4	4.0
Beck	5-0	29	3	9	.333	2	2	1.000	2	4	6	1	5	0	0	0	8	1.6
Taylor	1-0	1	0	0	.000	0	0	.000	0	0	0	0	0	0	0	0	0	0.0
NUGGETS	**6**	**1465**	**239**	**532**	**.449**	**151**	**217**	**.696**	**92**	**193**	**285**	**151**	**166**	**3**	**58**	**41**	**629**	**104.8**
OPPONENTS	**6**	**1465**	**259**	**533**	**.486**	**121**	**162**	**.747**	**77**	**191**	**268**	**158**	**168**	**7**	**53**	**41**	**639**	**106.5**

1978 (Won 6, Lost 7)

Player	GP/GS	MIN	FG	FGA	PCT	FT	FTA	PCT	OFF	DEF	REB	AST	PF	DQ	STL	TO	BS	PTS	AVG
Thompson	13-13	481	131	291	.450	66	80	.825	18	35	53	52	34	0	9	39	21	328	25.2
Issel	13-13	460	103	212	.486	56	65	.862	41	93	134	53	43	1	7	39	3	262	20.2
Roberts	13-13	400	86	199	.432	40	50	.800	45	63	108	30	57	3	11	27	7	212	16.3
Jones	13-13	390	66	116	.569	34	46	.739	36	66	102	35	42	1	16	24	9	166	12.8
Wilkerson	13-13	426	47	127	.370	26	42	.619	20	51	71	78	55	2	19	25	4	120	9.2
Simpson	13-0	225	43	95	.453	16	23	.696	5	14	19	38	20	0	4	21	2	102	7.8
Hillman	13-0	260	31	79	.392	11	15	.733	25	55	80	18	49	1	6	24	7	73	5.6
Calvin	12-0	135	19	42	.452	27	29	.931	3	5	8	21	11	0	7	11	0	65	5.4
Ellis	12-0	170	17	40	.425	12	15	.800	15	28	43	8	25	0	6	14	8	46	3.8
Smith	11-0	96	17	26	.654	5	7	.714	5	4	9	17	13	0	6	8	0	39	3.5
LaGarde	9-0	77	10	19	.526	5	7	.714	9	9	18	7	12	0	0	9	2	25	2.8
NUGGETS	**13**	**3120**	**570**	**1246**	**.457**	**298**	**379**	**.786**	**222**	**423**	**645**	**357**	**361**	**8**	**91**	**242**	**63**	**1438**	**110.6**
OPPONENTS	**13**	**3120**	**581**	**1220**	**.476**	**315**	**439**	**.718**	**205**	**380**	**585**	**362**	**430**	**2**	**115**	**205**	**97**	**1477**	**113.6**

1979 (Won 1, Lost 2)

Player	GP/GS	MIN	FG	FGA	PCT	FT	FTA	PCT	OFF	DEF	REB	AST	PF	DQ	STL	TO	BS	PTS	AVG
Thompson	3-3	122	38	69	.551	8	11	.727	7	14	21	12	12	0	12	4	1	84	28.0
Issel	3-3	109	24	45	.533	25	31	.806	7	21	28	10	15	0	9	0	1	73	24.3
Boswell	3-3	120	21	35	.600	10	13	.769	14	13	27	16	10	0	6	3	5	52	17.3
Scott	3-3	104	20	42	.476	8	14	.571	2	12	14	10	11	0	10	2	2	48	16.0
Roberts	3-0	80	13	33	.394	7	11	.636	5	8	13	6	9	0	3	2	1	33	11.0
Wilkerson	3-3	101	14	34	.412	1	3	.333	7	19	26	15	7	0	6	3	0	29	9.7
Ellis	3-0	24	2	6	.333	2	2	1.000	1	3	4	1	2	0	0	2	1	6	2.0
Hughes	3-0	35	1	2	.500	1	2	.500	3	8	11	0	8	0	3	2	0	3	1.0
Smith	3-0	25	0	7	.000	2	2	1.000	1	1	2	4	2	0	2	2	0	2	0.7
NUGGETS	**3**	**720**	**133**	**273**	**.487**	**64**	**89**	**.719**	**47**	**99**	**146**	**74**	**76**	**0**	**51**	**20**	**11**	**330**	**110.0**
OPPONENTS	**3**	**720**	**138**	**267**	**.517**	**62**	**80**	**.775**	**29**	**95**	**124**	**87**	**76**	**0**	**44**	**23**	**18**	**338**	**112.7**

1982 (Won 1, Lost 2)

			FIELD GOALS		3-POINT FG		FREE THROWS											
Player	GP-GS	MIN	FG/FGA	PCT	FG/FGA	PCT	FT-FTA	PCT	OFF/DEF	REB	AST	PF	DQ	STL	TO	BS	PTS	AVG
Issel	3/3	103	32/60	.533	0/0	.000	12/12	1.000	8/13	21	5	10	0	3	7	1	76	25.3
Vandeweghe	3/3	109	25/43	.581	0/0	.000	18/18	1.000	4/14	18	9	7	0	2	6	4	68	22.7
English	3/3	118	26/55	.473	0/0	.000	6/7	.857	8/15	23	17	6	0	3	4	3	58	19.3
McKinney	3/3	91	16/27	.593	0/1	.000	10/12	.833	2/4	6	10	9	0	3	5	0	42	14.0
Thompson	3/0	66	15/33	.455	1/3	.333	4/7	.571	4/6	10	6	8	0	1	8	0	35	11.7
Higgs	3/0	54	8/21	.381	0/2	.000	7/12	.583	1/2	3	6	12	0	3	5	0	23	7.7
Dunn	3/3	81	6/13	.462	0/0	.000	7/8	.875	10/8	18	10	11	0	8	5	1	19	6.3
Hordges	3/0	45	8/19	.421	0/1	.000	3/4	.750	2/11	13	2	4	0	1	4	0	19	6.3
Gondrezick	3/0	51	8/20	.400	0/1	.000	2/3	.667	3/5	8	9	8	0	2	0	1	18	6.0
Ray	1/0	2	0/0	.000	0/0	.000	0/0	.000	0/0	0	0	1	0	0	0	1	0	0.0
NUGGETS	**3**	**720**	**144/291**	**.495**	**1/8**	**.125**	**69/83**	**.831**	**42/78**	**120**	**74**	**76**	**0**	**26**	**44**	**11**	**358**	**119.3**
OPPONENTS	**3**	**720**	**153/286**	**.535**	**2/6**	**.333**	**55/77**	**.714**	**48/93**	**141**	**89**	**80**	**1**	**26**	**53**	**28**	**363**	**121.0**

1983 (Won 3, Lost 5)

			FIELD GOALS		3-POINT FG		FREE THROWS										
Player	**GP-GS**	**MIN**	**FG/FGA**	**PCT**	**FG/FGA**	**PCT**	**FT-FTA**	**PCT**	**OFF/DEF**	**REB**	**AST**	**PF**	**DQ**	**STL**	**TO**	**BS**	**PTS**	**AVG**
Vandeweghe	8/8	317	87/160	.544	0/4	.000	40/50	.800	6/46	52	32	16	0	4	12	7	214	26.8
English	7/7	270	67/150	.447	0/2	.000	47/53	.887	20/24	44	42	21	0	4	21	7	181	25.9
Issel	8/8	227	69/136	.507	0/1	.000	25/29	.862	13/45	58	25	18	0	9	10	5	163	20.4
Evans	8/1	183	36/74	.486	3/10	.300	11/17	.647	2/17	19	38	20	0	5	22	0	86	10.8
Williams	7/7	134	24/54	.444	2/3	.667	7/7	1.000	2/11	13	37	27	1	8	19	1	57	8.1
McKinney	8/0	113	26/46	.565	0/0	.000	10/18	.556	5/8	13	18	15	0	2	7	0	62	7.8
Schayes	8/0	163	21/43	.488	0/0	.000	15/15	1.000	11/29	40	14	25	0	2	17	5	57	7.1
Hanzlik	8/1	157	20/50	.400	0/2	.000	14/17	.824	3/22	25	21	26	0	6	11	5	54	6.8
Dunn	8/8	300	18/41	.439	0/0	.000	5/8	.625	27/51	78	20	21	0	12	14	3	41	5.1
Gondrezick	6/0	66	7/19	.368	0/0	.000	1/2	.500	12/8	20	4	7	0	0	1	1	15	2.5
Ray	3/0	18	1/6	.167	0/0	.000	1/4	.250	1/2	3	0	3	0	0	0	1	3	1.0
Robisch	3/0	22	1/7	.143	0/0	.000	0/2	.000	3/6	9	1	2	0	0	0	1	2	0.7
NUGGETS	**8**	**1970**	**377/786**	**.480**	**5/22**	**.227**	**176/222**	**.793**	**105/269**	**374**	**252**	**201**	**1**	**52**	**134**	**36**	**935**	**116.9**
OPPONENTS	**8**	**1970**	**411/837**	**.491**	**10/37**	**.270**	**164/214**	**.766**	**121/310**	**431**	**260**	**217**	**3**	**76**	**121**	**67**	**996**	**124.5**

1984 (Won 2, Lost 3)

			FIELD GOALS		3-POINT FG		FREE THROWS										
Player	**GP-GS**	**MIN**	**FG/FGA**	**PCT**	**FG/FGA**	**PCT**	**FT-FTA**	**PCT**	**OFF/DEF**	**REB**	**AST**	**PF**	**DQ**	**STL**	**TO**	**BS**	**PTS**	**AVG**
English	5/5	203	60/102	.588	0/1	.000	25/28	.893	16/24	40	28	17	0	3	7	2	145	29.0
Issel	5/5	153	52/102	.510	1/2	.500	32/39	.821	10/30	40	8	15	0	6	15	6	137	27.4
Vandeweghe	5/5	180	49/96	.510	2/5	.400	27/28	.964	6/17	23	20	14	1	9	10	5	127	25.4
Williams	5/4	149	21/47	.447	5/13	.385	10/12	.833	5/14	19	24	19	1	3	8	1	57	11.4
Dunn	5/5	178	14/25	.560	0/0	.000	5/7	.714	20/19	39	8	19	0	10	8	4	33	6.6
Hanzlik	5/1	82	11/19	.579	0/2	.000	6/6	1.000	3/5	8	21	16	0	3	6	0	28	5.6
Schayes	5/0	81	11/18	.611	0/0	.000	6/8	.750	3/21	24	4	20	0	4	7	3	28	5.6
Evans	5/0	77	9/28	.321	1/8	.125	4/4	1.000	1/2	3	12	13	0	0	8	0	23	4.6
Anderson	4/0	37	6/15	.400	0/1	.000	4/6	.667	1/8	9	5	6	0	0	1	1	16	4.0
Carter	5/0	60	7/22	.318	1/5	.200	0/0	.000	1/4	5	5	3	0	4	5	1	15	3.0
NUGGETS	**5**	**1200**	**240/474**	**.506**	**10/37**	**.270**	**119/138**	**.862**	**66/144**	**210**	**135**	**142**	**2**	**42**	**75**	**23**	**609**	**121.8**
OPPONENTS	**5**	**1200**	**230/448**	**.513**	**8/28**	**.286**	**144/178**	**.809**	**60/151**	**211**	**122**	**126**	**1**	**37**	**78**	**29**	**612**	**122.4**

1985 (Won 8, Lost 7)

			FIELD GOALS		3-POINT FG		FREE THROWS										
Player	**GP-GS**	**MIN**	**FG/FGA**	**PCT**	**FG/FGA**	**PCT**	**FT-FTA**	**PCT**	**OFF/DEF**	**REB**	**AST**	**PF**	**DQ**	**STL**	**TO**	**BS**	**PTS**	**AVG**
English	14/14	536	163/304	.536	0/1	.000	97/109	.890	36/56	92	63	40	1	17	30	4	423	30.2
Natt	15/15	508	131/238	.550	0/0	.000	72/89	.809	31/68	99	57	35	0	8	31	5	334	22.3
Lever	11/8	342	49/122	.402	0/2	.000	48/63	.762	23/48	71	93	33	0	26	34	2	146	13.3
Issel	15/4	325	73/159	.459	1/1	1.000	39/48	.813	14/40	54	27	36	0	12	13	5	186	12.4
Cooper	15/12	321	67/143	.469	0/0	.000	30/40	.750	34/59	93	20	52	0	8	19	36	164	10.9
Evans	15/0	281	62/143	.434	17/51	.333	14/17	.824	3/29	32	46	39	0	13	36	3	155	10.3
Hanzlik	15/0	310	45/92	.489	0/1	.000	30/41	.732	24/22	46	33	57	2	14	22	6	120	8.0
Turner	15/4	358	50/102	.490	2/2	1.000	12/19	.632	30/43	73	46	42	0	17	26	1	114	7.6
White	10/3	123	27/57	.474	2/3	.667	7/12	.583	9/8	17	17	6	0	5	16	0	63	6.3
Dunn	15/15	371	27/65	.415	0	.000	14/19	.737	27/33	60	34	45	0	24	10	3	68	4.5
Schayes	9/0	118	11/26	.423	0/0	.000	14/20	.700	8/22	30	12	22	0	3	5	4	36	4.0
Kopicki	7/0	32	6/16	.375	0/0	.000	9/17	.529	2/11	13	3	5	0	1	1	1	21	3.0
NUGGETS	**15**	**3625**	**711/1467**	**.485**	**22/61**	**.361**	**386/494**	**.781**	**241/439**	**680**	**451**	**412**	**3**	**148**	**243**	**70**	**1830**	**122.0**
OPPONENTS	**15**	**3625**	**700/1330**	**.526**	**19/72**	**.264**	**383/513**	**.747**	**187/486**	**673**	**429**	**418**	**6**	**131**	**300**	**98**	**1802**	**120.1**

1986 (Won 5, Lost 5)

			FIELD GOALS		3-POINT FG		FREE THROWS										
Player	**GP-GS**	**MIN**	**FG/FGA**	**PCT**	**FG/FGA**	**PCT**	**FT-FTA**	**PCT**	**OFF/DEF**	**REB**	**AST**	**PF**	**DQ**	**STL**	**TO**	**BS**	**PTS**	**AVG**
English	10/10	394	106/229	.463	0/1	.000	61/71	.859	18/17	35	52	29	0	4	28	4	273	27.3
Natt	10/6	293	66/142	.465	1/2	.500	46/59	.780	17/62	79	28	25	0	2	22	3	179	17.9
Lever	10/10	347	59/131	.450	8/14	.571	17/24	.708	15/33	48	53	33	0	20	23	2	143	14.3
Schayes	10/6	295	46/86	.535	0/0	.000	24/30	.800	34/48	82	9	37	1	4	21	17	116	11.6
Rasmussen	10/4	175	39/96	.406	0/0	.000	33/41	.805	27/33	60	10	28	1	5	7	9	111	11.1
Evans	10/0	204	30/82	.366	7/29	.241	25/30	.833	6/14	20	25	19	0	10	13	3	92	9.2
Cooper	8/4	154	24/56	.429	0/1	.000	15/22	.682	11/29	40	7	31	2	2	11	5	63	7.9
Hanzlik	6/0	102	15/28	.536	1/1	1.000	13/16	.813	2/4	6	19	12	0	1	7	1	44	7.3
Turner	10/0	196	29/54	.537	1/1	1.000	7/8	.875	12/17	29	22	19	1	7	5	0	66	6.6
Dunn	10/10	276	20/46	.435	0/0	.000	9/14	.643	22/31	53	13	34	1	16	3	0	49	4.9
White	4/0	21	2/7	.286	1/4	.250	0/0	.000	1/2	3	6	4	0	1	2	0	5	1.3
Williams	4/0	18	2/4	.500	0/1	.000	0/0	.000	1/3	4	3	2	0	0	0	0	4	1.0
NUGGETS	**10**	**2475**	**438/961**	**.456**	**19/54**	**.352**	**250/315**	**.794**	**166/293**	**459**	**247**	**273**	**6**	**72**	**144**	**44**	**1145**	**114.5**
OPPONENTS	**10**	**2475**	**466/943**	**.494**	**7/36**	**.194**	**239/325**	**.735**	**158/345**	**503**	**292**	**269**	**9**	**67**	**174**	**68**	**1178**	**117.8**

1987 (Won 0, Lost 3)

			FIELD GOALS		3-POINT FG		FREE THROWS										
Player	**GP-GS**	**MIN**	**FG/FGA**	**PCT**	**FG/FGA**	**PCT**	**FT-FTA**	**PCT**	**OFF/DEF**	**REB**	**AST**	**PF**	**DQ**	**STL**	**TO**	**BS**	**PTS**	**AVG**
English	3/3	76	25/49	.510	0/0	.000	6/7	.857	10/4	14	10	9	1	0	8	0	56	18.7
Rasmussen	3/3	92	22/45	.489	0/0	.000	5/10	.500	8/15	23	7	12	0	2	5	2	49	16.3
Lever	3/3	99	19/50	.380	2/8	.250	6/9	.667	5/13	18	22	7	0	7	2	0	46	15.3
Martin	3/0	54	12/29	.414	0/1	.000	7/12	.583	4/5	9	10	12	0	0	5	1	31	10.3
Schayes	3/0	75	12/17	.706	0/0	.000	6/9	.667	6/11	17	2	10	0	1	3	2	30	10.0
Walker	3/3	68	11/34	.324	0/0	.000	4/7	.571	3/7	10	5	4	0	2	4	0	26	8.7
Hanzlik	3/2	76	8/25	.320	0/2	.000	9/15	.600	0/6	6	7	6	0	4	3	0	25	8.3
Alarie	3/0	41	9/15	.600	0/0	.000	2/2	1.000	0/5	5	1	9	0	2	4	2	20	6.7
Evans	3/0	57	7/19	.368	2/7	.286	2/2	1.000	2/5	7	8	6	0	3	3	0	18	6.0
Cooper	3/1	41	5/12	.417	0/0	.000	2/2	1.000	6/11	17	2	9	0	0	1	1	12	4.0
Smith	3/0	19	2/6	.333	0/0	.000	6/9	.667	1/4	5	4	1	0	0	4	2	10	3.3
Dunn	3/0	22	1/4	.250	0/0	.000	0/0	.000	1/2	3	2	3	0	1	1	1	2	0.7
NUGGETS	**3**	**720**	**133/305**	**.436**	**4/18**	**.222**	**55/84**	**.655**	**46/88**	**134**	**80**	**88**	**1**	**22**	**44**	**11**	**325**	**108.3**
OPPONENTS	**3**	**720**	**143/280**	**.511**	**11/22**	**.500**	**110/135**	**.815**	**40/119**	**159**	**107**	**65**	**0**	**22**	**32**	**34**	**407**	**135.7**

1988 (Won 5, Lost 6)

			FIELD GOALS		3-POINT FG		FREE THROWS										
Player	**GP-GS**	**MIN**	**FG/FGA**	**PCT**	**FG/FGA**	**PCT**	**FT-FTA**	**PCT**	**OFF/DEF**	**REB**	**AST**	**PF**	**DQ**	**STL**	**TO**	**BS**	**PTS**	**AVG**
English	11/11	438	116/255	.455	0/3	.000	35/43	.814	31/28	59	48	34	0	7	16	3	267	24.3
Vincent	8/0	200	53/104	.510	0/1	.000	34/40	.830	10/27	37	6	25	0	5	14	4	140	17.5
Lever	7/7	273	45/98	.459	3/7	.429	26/33	.788	16/49	65	49	15	0	13	4	4	119	17.0
Schayes	11/11	314	55/88	.625	0/0	.000	70/83	.843	30/49	79	18	46	1	3	24	10	180	16.4
Adams	11/11	406	47/130	.362	17/54	.315	36/41	.878	9/27	36	64	19	0	18	23	2	147	13.4
Rasmussen	11/11	277	60/127	.472	0/0	.000	18/20	.900	25/46	71	7	33	0	1	6	12	138	12.5
Evans	11/1	219	45/114	.395	12/44	.273	14/15	.933	6/16	22	23	19	0	12	12	0	116	10.5
Hanzlik	11/0	212	20/56	.357	0/8	.000	18/26	.692	11/18	29	26	40	1	5	14	9	58	5.3
Dunn	11/3	185	11/20	.550	0/0	.000	4/8	.500	11/18	29	3	20	0	8	4	0	26	2.4
Martin	3/0	9	1/5	.200	0/1	.000	5/6	.833	0/1	1	0	1	0	0	1	1	7	2.3
Cooper	9/0	96	8/23	.348	0/0	.000	2/2	1.000	16/17	33	6	19	0	3	4	8	18	2.0
Brooks	4/0	11	1/3	.333	1/2	.500	0/0	.000	1/3	4	2	1	0	0	0	0	3	0.8
NUGGETS	**11**	**2640**	**462/1023**	**.452**	**33/120**	**.275**	**262/317**	**.826**	**166/299**	**465**	**252**	**272**	**2**	**75**	**124**	**53**	**1219**	**110.8**
OPPONENTS	**11**	**2640**	**490/958**	**.511**	**15/61**	**.246**	**250/342**	**.731**	**159/359**	**518**	**280**	**272**	**4**	**62**	**178**	**53**	**1245**	**113.2**

1989 (Won 0, Lost 3)

			FIELD GOALS		3-POINT FG		FREE THROWS										
Player	**GP-GS**	**MIN**	**FG/FGA**	**PCT**	**FG/FGA**	**PCT**	**FT-FTA**	**PCT**	**OFF/DEF**	**REB**	**AST**	**PF**	**DQ**	**STL**	**TO**	**BS**	**PTS**	**AVG**
English	3/3	108	32/62	.516	0/0	.000	14/16	.875	8/5	13	11	6	0	1	14	0	78	26.0
Davis	3/0	94	31/60	.517	0/0	.000	15/15	1.000	2/3	5	4	11	0	3	8	0	77	25.7
Adams	2/1	75	15/36	.417	10/22	.455	7/8	.875	5/12	17	9	6	0	3	8	0	47	23.5
Hanzlik	3/3	106	14/33	.424	3/6	.500	7/12	.583	6/14	20	9	13	9	5	2	1	38	12.7
Lever	2/2	58	9/24	.375	2/3	.667	2/2	1.000	2/11	13	19	4	0	4	6	0	22	11.0
Cook	3/3	66	12/24	.500	1/2	.500	6/6	1.000	2/11	13	11	12	0	3	4	0	31	10.3
Turner	3/0	74	6/13	.462	0/1	.000	2/6	.333	2/9	11	3	9	0	1	0	0	14	4.7
Cooper	3/3	44	6/12	.500	0/0	.000	0/0	.000	4/9	13	2	10	0	1	0	2	12	4.0
Schayes	2/0	36	1/7	.143	0/0	.000	6/8	.750	2/9	11	1	4	0	1	1	1	8	4.0
Lane	2/0	21	2/7	.286	0/1	.000	2/2	1.000	1/5	6	2	4	0	0	0	0	6	3.0
Greenwood	3/0	34	2/6	.333	0/0	.000	1/2	.500	2/9	11	1	7	0	1	6	1	5	1.7
Rasmussen	2/0	4	0/0	.000	0/0	.000	0/0	.000	0/0	0	0	1	0	0	1	0	0	0.0
NUGGETS	**3**	**720**	**130/284**	**.458**	**16/39**	**.410**	**62/77**	**.805**	**36/97**	**133**	**72**	**87**	**0**	**23**	**50**	**5**	**338**	**112.7**
OPPONENTS	**3**	**720**	**126/264**	**.477**	**9/32**	**.281**	**105/126**	**.833**	**40/118**	**158**	**76**	**69**	**0**	**33**	**48**	**10**	**366**	**122.0**

1990 (Won 0, Lost 3)

			FIELD GOALS		3-POINT FG		FREE THROWS										
Player	**GP-GS**	**MIN**	**FG/FGA**	**PCT**	**FG/FGA**	**PCT**	**FT-FTA**	**PCT**	**OFF/DEF**	**REB**	**AST**	**PF**	**DQ**	**STL**	**TO**	**BS**	**PTS**	**AVG**
English	3/3	76	25/44	.568	0/0	.000	9/11	.818	3/6	9	9	6	0	2	2	1	59	19.7
Lever	3/3	113	19/51	.373	1/7	.143	13/14	.929	11/21	32	21	7	0	8	5	1	52	17.3
Rasmussen	3/0	84	19/48	.396	0/0	.000	9/10	.900	8/18	26	1	10	0	2	2	4	47	15.7
Lichti	3/0	70	15/29	.517	0/1	.000	14/19	.737	5/13	18	9	6	0	1	8	0	44	14.7
Davis	3/0	70	18/45	.400	0/1	.000	6/6	1.000	4/5	9	6	4	0	1	5	0	42	14.0
Adams	3/3	105	13/34	.382	6/20	.300	7/8	.875	0/6	6	18	10	0	4	8	0	39	13.0
Hanzlik	3/0	79	5/17	.294	1/3	.333	10/10	1.000	5/5	10	11	13	1	5	2	2	21	7.0
Carroll	3/3	46	9/16	.563	0/0	.000	2/2	1.000	1/8	9	3	6	0	1	1	5	20	6.7
Kempton	3/1	32	7/9	.778	0/0	.000	4/4	1.000	1/4	5	4	8	0	0	2	0	18	6.0
Lane	2/2	14	0/3	.000	0/0	.000	1/2	.500	0/1	1	2	4	0	0	2	0	1	0.5
Dunn	3/0	31	0/0	.000	0/0	.000	0/0	.000	1/6	7	2	3	0	4	1	1	0	0.0
NUGGETS	**3**	**720**	**130/296**	**.439**	**8/32**	**.250**	**75/86**	**.872**	**39/93**	**132**	**86**	**77**	**1**	**28**	**38**	**14**	**343**	**114.3**
OPPONENTS	**3**	**720**	**156/295**	**.529**	**0/5**	**.000**	**67/93**	**.720**	**45/118**	**163**	**103**	**70**	**0**	**28**	**45**	**20**	**379**	**126.3**

1994 (Won 6, Lost 6)

			FIELD GOALS		3-POINT FG		FREE THROWS										
Player	**GP-GS**	**MIN**	**FG/FGA**	**PCT**	**FG/FGA**	**PCT**	**FT-FTA**	**PCT**	**OFF/DEF**	**REB**	**AST**	**PF**	**DQ**	**STL**	**TO**	**BS**	**PTS**	**AVG**
Ellis	12/12	436	68/142	.479	3/6	.500	38/54	.704	27/70	97	26	46	2	9	19	11	177	14.8
R. Williams	12/12	405	62/149	.416	20/50	.400	27/35	.771	18/43	61	42	53	1	9	28	12	171	14.3
Mutombo	12/12	511	50/108	.463	0/0	.000	59/98	.602	40/104	144	21	42	0	8	30	69	159	13.3
Abdul-Rauf	12/12	339	57/154	.370	12/37	.324	29/31	.935	3/15	18	30	29	0	5	14	1	155	12.9
Pack	12/0	332	48/118	.407	6/20	.300	39/55	.709	5/23	28	51	41	0	18	46	6	141	11.8
Stith	12/12	413	43/102	.422	0/1	.000	50/60	.833	23/33	56	26	23	0	11	14	2	136	11.3
Dele	12/0	289	42/76	.553	0/0	.000	27/41	.659	33/56	89	11	36	0	4	17	11	111	9.3
Rogers	12/0	190	19/49	.388	6/19	.316	17/27	.630	8/13	21	16	25	0	7	8	6	61	5.1
Brooks	2/0	5	2/7	.286	0/1	.000	1/2	.500	1/1	2	0	0	0	0	0	0	5	2.5
Mee	3/0	30	3/6	.500	1/4	.250	0/0	.000	0/2	2	2	4	0	3	3	0	7	2.3
Hammonds	8/0	49	2/9	.222	0/0	.000	5/6	.833	5/8	13	2	6	0	0	1	0	9	1.1
Randall	2/0	6	0/1	.000	0/0	.000	0/0	.000	1/4	5	0	1	0	0	1	1	0	0.0
NUGGETS	**12**	**3005**	**396/921**	**.430**	**48/138**	**.348**	**292/409**	**.714**	**164/372**	**536**	**227**	**306**	**3**	**74**	**200**	**119**	**1132**	**94.3**
OPPONENTS	**12**	**3005**	**417/977**	**.427**	**30/101**	**.297**	**291/390**	**.746**	**165/341**	**506**	**265**	**344**	**7**	**104**	**140**	**59**	**1155**	**96.3**

1995 (Won 0, Lost 3)

			FIELD GOALS		3-POINT FG		FREE THROWS										
Player	**GP-GS**	**MIN**	**FG/FGA**	**PCT**	**FG/FGA**	**PCT**	**FT-FTA**	**PCT**	**OFF/DEF**	**REB**	**AST**	**PF**	**DQ**	**STL**	**TO**	**BS**	**PTS**	**AVG**
Stith	3/1	85	17/32	.531	1/6	.167	15/19	.789	3/6	9	7	7	0	1	0	1	50	16.7
Abdul-Rauf	3/2	76	12/33	.364	2/12	.167	14/14	1.000	2/3	5	5	8	0	2	8	0	40	13.3
D. Ellis	3/0	73	10/28	.357	4/13	.308	12/13	.923	6/8	14	3	6	0	2	2	1	36	12.0
Rose	3/3	99	13/28	.464	1/4	.250	3/5	.600	4/7	11	18	9	0	3	9	2	30	10.0
Rogers	3/3	76	12/22	.545	1/4	.250	1/4	.250	1/11	12	5	1	3	1	5	4	26	8.7
R. Williams	3/3	84	8/36	.222	4/13	.308	6/6	1.000	5/11	16	12	11	0	3	3	1	26	8.7
Dele	3/0	44	10/18	.556	0/0	----	4/4	1.000	5/13	18	2	15	1	0	10	1	24	8.0
Hammonds	3/0	44	9/14	.643	0/0	----	2/6	.333	3/4	7	1	12	0	0	4	2	20	6.7
Mutombo	3/3	84	6/10	.600	0/0	----	6/9	.667	4/15	19	1	15	1	0	7	7	18	6.0
Levingston	3/0	35	3/6	.500	0/0	----	1/2	.500	6/3	9	1	4	0	3	2	2	7	2.3
Grant	3/0	20	0/6	.000	0/1	.000	2/2	1.000	3/0	3	5	5	0	1	0	0	2	0.7
NUGGETS	**3**	**720**	**100/233**	**.429**	**13/53**	**.245**	**66/84**	**.786**	**42/81**	**123**	**60**	**105**	**3**	**18**	**52**	**21**	**279**	**93.0**
OPPONENTS	**3**	**720**	**108/221**	**.489**	**14/34**	**.412**	**95/124**	**.766**	**31/84**	**115**	**68**	**72**	**0**	**22**	**36**	**12**	**325**	**108.3**

2004 (Won 1, Lost 4)

			FIELD GOALS		3-POINT FG		FREE THROWS										
Player	**GP-GS**	**MIN**	**FG/FGA**	**PCT**	**FG/FGA**	**PCT**	**FT-FTA**	**PCT**	**OFF/DEF**	**REB**	**AST**	**PF**	**DQ**	**STL**	**TO**	**BS**	**PTS**	**AVG**
Lenard	5/5	161	32/75	.427	11/24	.458	10/14	.714	4/9	13	12	13	0	4	9	0	85	17.0
Miller	5/5	174	34/72	.472	0/2	.000	9/11	.818	15/8	23	16	16	1	8	10	0	77	15.4
Anthony	4/4	143	21/64	.328	2/11	.182	16/20	.800	7/26	33	11	11	1	5	17	0	60	15.0
Boykins	5/0	121	28/63	.444	5/14	.357	6/7	.857	6/6	12	19	6	0	5	6	1	67	13.4
Camby	5/5	194	27/55	.491	1/2	.500	8/14	.571	14/43	57	12	21	0	4	6	7	63	12.6
Nenê	5/5	132	16/36	.444	0/0	----	7/13	.538	12/13	25	15	22	0	5	9	3	39	7.8
Barry	5/1	100	8/24	.333	3/9	.333	2/3	.667	4/14	18	10	4	0	3	4	0	21	4.2
Elson	4/0	60	7/12	.583	0/0	----	1/2	.500	1/8	9	2	14	0	2	3	1	15	3.8
Doleac	5/0	49	5/10	.500	0/0	----	0/0	----	2/5	7	3	8	0	0	1	0	10	2.0
White	4/0	26	4/15	.267	0/3	.000	0/0	----	1/4	5	0	3	0	2	2	0	8	2.0
Andersen	5/0	34	3/9	.333	0/0	----	0/0	----	6/8	14	2	3	0	1	2	2	6	1.2
Bowen	4/0	6	1/1	1.000	0/0	----	0/0	----	0/0	0	0	0	0	0	0	0	2	0.5
NUGGETS	**5**	**1200**	**186/436**	**.427**	**22/65**	**.338**	**59/84**	**.702**	**72/144**	**216**	**102**	**121**	**2**	**39**	**71**	**14**	**453**	**90.6**
OPPONENTS	**5**	**1200**	**173/376**	**.460**	**32/65**	**.492**	**95/131**	**.725**	**46/155**	**201**	**100**	**108**	**0**	**34**	**82**	**30**	**473**	**94.6**

2005 (Won 1, Lost 4)

			FIELD GOALS		3-POINT FG		FREE THROWS										
Player	**GP-GS**	**MIN**	**FG/FGA**	**PCT**	**FG/FGA**	**PCT**	**FT-FTA**	**PCT**	**OFF/DEF**	**REB**	**AST**	**PF**	**DQ**	**STL**	**TO**	**BS**	**PTS**	**AVG**
Anthony	5/5	180	35/83	.422	0/1	.000	26/32	.813	14/13	27	10	20	0	3	13	1	96	19.2
Miller	5/5	184	28/66	.424	2/4	.500	23/32	.719	9/17	26	26	22	2	10	12	1	81	16.2
Boykins	5/1	152	27/68	.397	0/7	.000	17/19	.895	2/3	5	19	13	0	4	9	1	71	14.2
Martin	5/5	164	27/58	.466	0/1	.000	8/13	.615	7/21	28	6	22	1	5	7	5	62	12.4
Camby	5/5	184	17/41	.415	0/0	---	17/27	.630	4/52	56	9	18	0	3	11	16	51	10.2
Johnson	4/2	78	11/20	.550	4/11	.364	3/3	1.000	3/5	8	3	9	0	2	0	2	29	7.3
Nenê	5/0	101	9/21	.429	0/0	---	15/23	.652	9/16	25	2	16	0	2	5	2	33	6.6
Person	4/0	54	6/14	.429	3/8	.375	0/0	---	1/0	1	1	0	0	1	1	0	15	3.8
Buckner	5/2	100	4/18	.222	2/9	.222	0/0	---	1/15	16	5	14	0	2	3	1	10	2.0
Russell	3/0	9	0/1	.000	0/1	.000	3/3	1.000	0/0	0	0	0	0	0	0	0	3	1.0
Elson	1/0	6	0/1	.000	0/0	---	0/0	---	0/3	3	0	0	0	0	0	0	0	0.0
Najera	2/0	13	0/2	.000	0/0	---	0/0	---	1/1	2	1	1	0	0	1	0	0	0.0
NUGGETS	**5**	**1225**	**164/393**	**.417**	**11/42**	**.262**	**112/152**	**.737**	**51/146**	**197**	**82**	**135**	**3**	**32**	**65**	**29**	**451**	**90.2**
OPPONENTS	**5**	**1225**	**172/389**	**.442**	**35/92**	**.380**	**123/163**	**.755**	**53/170**	**223**	**99**	**124**	**1**	**25**	**71**	**35**	**502**	**100.4**

2006 (Won 1, Lost 4)

			FIELD GOALS		3-POINT FG		FREE THROWS										
Player	**GP-GS**	**MIN**	**FG/FGA**	**PCT**	**FG/FGA**	**PCT**	**FT-FTA**	**PCT**	**OFF/DEF**	**REB**	**AST**	**PF**	**DQ**	**STL**	**TO**	**BS**	**PTS**	**AVG**
Anthony	5/5	193	33/99	.333	0/4	.000	39/52	.750	12/21	33	14	20	1	4	15	1	105	21.0
Miller	5/5	182	34/77	.442	0/0	---	14/17	.824	8/14	22	36	12	0	5	16	1	82	16.4
Buckner	5/4	137	23/55	.418	10/32	.313	7/8	.875	3/11	14	6	12	0	3	1	1	63	12.6
Camby	5/5	175	26/62	.419	0/0	---	5/9	.556	13/42	55	11	14	0	4	4	14	57	11.4
Boykins	5/0	140	19/59	.322	4/19	.211	13/17	.765	3/4	7	20	6	0	4	3	2	9	11.0
Patterson	4/1	58	9/17	.529	0/0	---	2/5	.400	5/1	6	3	6	0	1	3	0	20	5.0
Martin	2/0	35	4/13	.308	0/0	---	1/2	.500	6/3	9	1	5	0	4	3	2	9	4.5
Evans	5/0	69	3/7	.429	0/2	.000	13/18	.722	8/15	23	0	11	0	2	6	1	19	3.8
Johnson	3/0	34	3/13	.231	1/10	.100	0/0	---	2/8	10	2	1	0	0	1	1	7	2.3
Kleiza	3/0	14	3/8	.375	0/1	.000	0/0	---	1/3	4	2	3	0	0	0	0	6	2.0
Najera	4/3	89	3/14	.214	0/0	---	2/4	.500	4/11	15	2	13	0	3	4	0	8	2.0
Elson	5/2	75	3/5	.600	0/0	---	0/0	---	5/6	11	2	13	1	4	3	0	6	1.2
NUGGETS	**5**	**1200**	**163/429**	**.380**	**15/68**	**.221**	**96/132**	**.727**	**70/139**	**209**	**99**	**116**	**2**	**34**	**59**	**21**	**437**	**87.4**
OPPONENTS	**5**	**1200**	**171/370**	**.462**	**23/64**	**.359**	**110/137**	**.803**	**42/170**	**212**	**112**	**135**	**2**	**28**	**87**	**29**	**475**	**95.0**

2007 (Won 1, Lost 4)

			FIELD GOALS		3-POINT FG		FREE THROWS										
Player	**GP-GS**	**MIN**	**FG/FGA**	**PCT**	**FG/FGA**	**PCT**	**FT-FTA**	**PCT**	**OFF/DEF**	**REB**	**AST**	**PF**	**DQ**	**STL**	**TO**	**BS**	**PTS**	**AVG**
Anthony	5/5	210	47/98	.480	9-18	.500	31-39	.795	18/25	43	6	12	0	5	19	0	134	26.8
Iverson	5/5	223	42/114	.368	5-17	.294	25-31	.806	0/3	3	29	11	0	7	15	0	114	22.8
Nenê	5/5	179	31/53	.585	0-0	---	14-18	.778	22/17	39	12	21	1	3	13	3	76	15.2
Carter	1/0	14	4/4	1.000	0-0	---	0-1	.000	0/1	1	2	2	0	0	1	0	8	8.0
Camby	5/5	184	17/45	.378	0-0	---	4-6	.667	12/62	74	10	14	0	4	10	16	38	7.6
Blake	5/5	180	14/31	.452	8-16	.500	0-0	---	1/11	12	23	8	0	3	10	0	36	7.2
J.R. Smith	4/0	47	6/22	.273	0-12	.000	6-6	1.000	1/8	9	2	6	0	4	3	1	18	4.5
Najera	5/0	96	4/17	.235	0-3	.000	1-2	.500	11/17	28	2	10	0	2	2	1	9	1.8
Kleiza	5/0	66	3/13	.231	1-6	.167	1-2	.500	0/8	8	2	6	0	0	0	0	8	1.6
Diawara	1/0	1	0/0	---	0-0	---	0-0	---	0/0	0	0	0	0	0	0	0	0	0.0
NUGGETS	**5**	**1200**	**168/397**	**.423**	**23-72**	**.319**	**82-105**	**.781**	**65/152**	**217**	**88**	**90**	**1**	**28**	**76**	**21**	**441**	**88.2**
OPPONENTS	**5**	**1200**	**184/415**	**.443**	**41-105**	**.390**	**62-81**	**.765**	**60/141**	**201**	**115**	**89**	**0**	**35**	**61**	**26**	**471**	**94.2**

2008 (Won 0, Lost 4)

			FIELD GOALS		3-POINT FG		FREE THROWS		REBOUNDS									
Player	**GP/GS**	**MIN**	**FG/FGA**	**PCT**	**FG/FGA**	**PCT**	**FT/FTA**	**PCT**	**OFF/DEF**	**TOT**	**AST**	**PF**	**DQ**	**STL**	**TO**	**BS**	**PTS**	**AVG**
Iverson	4/4	158	36/83	.434	3/14	.214	23/33	.697	4/8	12	18	3	0	4	7	1	98	24.5
Anthony	4/4	146	32/88	.364	2/8	.250	24/29	.828	19/19	38	8	17	1	2	12	1	90	22.5
Smith	4/0	108	23/43	.535	7/22	.318	20/24	.833	1/6	7	7	12	1	4	5	0	73	18.3
Kleiza	4/3	122	22/41	.537	3/14	.214	9/13	.692	8/18	26	3	11	0	1	5	0	56	14.0
Martin	4/4	118	15/34	.441	0/0	---	5/8	.625	13/12	25	5	20	2	4	9	2	35	8.8
Nenê	3/0	30	5/9	.556	0/0	---	3/3	1.000	3/4	7	1	8	1	2	2	1	13	4.3
Najera	4/0	78	7/14	.500	2/5	.400	0/0	---	5/8	13	6	15	1	3	5	1	16	4.0
Camby	4/4	124	5/21	.238	1/1	1.000	2/6	.333	11/42	53	12	10	0	4	10	12	13	3.3
Carter	4/1	61	4/14	.286	0/5	.000	0/0	---	2/8	10	14	6	0	1	3	1	8	2.0
Diawara	3/0	8	2/5	.400	0/2	.000	0/0	---	0/1	1	0	0	0	0	0	0	4	1.3
Atkins	1/0	3	0/1	.000	0/1	.000	0/0	---	0/1	1	0	0	0	0	0	0	0	0.0
Hunter	2/0	5	0/1	.000	0/0	---	0/0	---	0/2	2	0	0	0	0	0	0	0	0.0
NUGGETS	**4**	**960**	**151/354**	**.427**	**18/72**	**.250**	**86/116**	**.741**	**66/129**	**195**	**74**	**102**	**6**	**25**	**58**	**19**	**406**	**101.5**
OPPONENTS	**4**	**960**	**169/350**	**.483**	**37/93**	**.398**	**84/119**	**.706**	**45/125**	**170**	**112**	**90**	**0**	**28**	**48**	**25**	**459**	**114.8**

2009 (Won 10, Lost 6)

			FIELD GOALS		3-POINT FG		FREE THROWS		REBOUNDS									
Player	**GP/GS**	**MIN**	**FG/FGA**	**PCT**	**FG/FGA**	**PCT**	**FT/FTA**	**PCT**	**OFF/DEF**	**TOT**	**AST**	**PF**	**DQ**	**STL**	**TO**	**BS**	**PTS**	**AVG**
Anthony	16/16	612	146/322	.453	24/66	.364	119/144	.826	26/67	93	65	60	1	28	37	10	435	27.2
Billups	16/16	619	90/197	.457	44/94	.468	106/117	.906	5/56	61	109	38	0	20	31	4	330	20.6
Smith	16/0	435	88/194	.454	38/106	.358	25/46	.543	11/42	53	45	51	0	17	26	4	239	14.9
Nenê	16/16	525	69/126	.548	0/0	---	46/70	.657	37/83	120	42	65	3	20	31	10	184	11.5
Martin	16/16	538	75/151	.497	1/5	.200	23/35	.657	24/70	94	34	60	3	18	26	14	174	10.9
Jones	16/16	280	38/79	.481	3/12	.250	33/43	.767	16/22	38	10	41	0	13	13	5	112	7.0
Kleiza	14/0	210	31/66	.470	17/40	.425	18/24	.750	8/37	45	7	17	0	5	2	1	97	6.9
Andersen	15/0	328	34/54	.630	0/1	.000	29/44	.659	29/66	95	9	42	1	5	8	32	97	6.5
Carter	16/0	228	20/49	.408	2/12	.167	2/4	.500	11/21	32	34	27	0	15	11	1	44	2.8
Petro	10/0	26	2/9	.222	0/0	---	5/8	.625	2/4	6	1	4	0	0	1	1	9	0.9
Balkman	8/0	20	2/6	.333	0/1	.000	0/0	---	2/2	4	1	3	0	4	0	0	4	0.5
Hart	9/0	19	1/2	.500	0/0	---	0/0	---	0/3	3	5	5	0	2	1	1	2	0.2
NUGGETS	**16**	**3840**	**596/1255**	**.475**	**129/337**	**.383**	**406/535**	**.759**	**171/473**	**644**	**362**	**413**	**8**	**147**	**194**	**83**	**1727**	**107.9**
OPPONENTS	**16**	**3840**	**543/1211**	**.448**	**108/318**	**.340**	**395/502**	**.787**	**160/477**	**637**	**307**	**408**	**5**	**100**	**249**	**71**	**1589**	**99.3**

2010 (Won 2, Lost 4)

			FIELD GOALS		3-POINT FG		FREE THROWS		REBOUNDS									
Player	**GP/GS**	**MIN**	**FG/FGA**	**PCT**	**FG/FGA**	**PCT**	**FT/FTA**	**PCT**	**OFF/DEF**	**TOT**	**AST**	**PF**	**DQ**	**STL**	**TO**	**BS**	**PTS**	**AVG**
Anthony	6/6	25	464/138	.464	6/19	.316	50/57	.877	14/37	51	20	26	1	12	21	3	184	30.7
Billups	6/6	207	37/83	.446	11/31	.355	37/42	.881	1/13	14	38	24	1	6	18	3	122	20.3
Nenê	5/5	169	18/29	.621	0/0	---	21/36	.583	8/21	29	11	17	0	6	4	1	57	11.4
Smith	6/0	159	21/57	.368	11/31	.355	14/16	.875	5/18	23	10	17	0	4	6	2	67	11.2
Martin	6/6	205	24/50	.480	0/1	.000	12/19	.632	14/36	50	8	27	0	9	11	7	60	10.0
Afflalo	6/6	120	20/32	.625	6/14	.429	9/11	.818	1/11	12	7	21	0	1	4	2	55	9.2
Lawson	6/0	118	15/35	.429	4/10	.400	13/19	.684	4/4	8	16	18	0	6	8	0	47	7.8
Graham	4/0	29	10/17	.588	1/3	.333	3/5	.600	4/6	10	0	6	1	2	1	1	24	6.0
Andersen	6/0	116	9/17	.529	0/0	---	9/14	.643	7/20	27	1	14	0	1	4	6	27	4.5
Petro	6/1	45	6/11	.545	0/0	---	1/2	.500	2/9	11	1	13	0	1	3	3	13	2.2
Allen	4/0	11	0/1	.000	0/0	---	0/0	---	2/1	3	0	2	0	1	0	0	0	0.0
Carter	1/0	7	0/1	.000	0/0	---	0/0	---	0/0	0	3	0	0	0	0	0	0	0.0
NUGGETS	**6**	**1440**	**224/471**	**.476**	**39/109**	**.358**	**169/221**	**.765**	**62/176**	**238**	**115**	**185**	**3**	**49**	**82**	**28**	**656**	**109.3**
OPPONENTS	**6**	**1440**	**231/456**	**.507**	**38/99**	**.384**	**163/228**	**.715**	**53/178**	**231**	**148**	**167**	**2**	**33**	**87**	**26**	**663**	**110.5**

2011 (Won 1, Lost 4)

			FIELD GOALS		3-POINT FG		FREE THROWS		REBOUNDS									
Player	**GP/GS**	**MIN**	**FG/FGA**	**PCT**	**FG/FGA**	**PCT**	**FT/FTA**	**PCT**	**OFF/DEF**	**TOT**	**AST**	**PF**	**DQ**	**STL**	**TO**	**BS**	**PTS**	**AVG**
Lawson	5/5	167	26/52	.500	5/11	.455	21/23	.913	7/10	17	19	9	0	5	6	1	78	15.6
Nenê	5/5	162	22/46	.478	0/0	---	27/48	.563	14/31	45	8	17	0	5	8	4	71	14.2
Gallinari	5/5	148	19/44	.432	7/15	.467	15/21	.714	1/16	17	10	17	0	4	7	0	60	12.0
Martin	5/5	148	24/50	.480	0/0	---	11/18	.611	6/33	39	8	18	0	2	7	2	59	11.8
Felton	5/0	152	18/50	.360	4/16	.250	18/24	.750	0/9	9	21	10	0	6	10	0	58	11.6
Afflalo	3/3	85	12/34	.353	3/12	.250	7/8	.875	0/9	9	7	10	0	0	3	0	34	11.3
Smith	5/0	76	16/45	.356	9/21	.429	8/11	.727	1/9	10	5	8	0	2	8	0	49	9.8
Harrington	5/0	70	10/22	.455	5/10	.500	3/4	.750	1/6	7	5	7	0	3	4	0	28	5.6
Andersen	5/0	73	7/11	.636	0/0	---	10/14	.714	5/9	14	3	8	0	3	3	7	24	4.8
Chandler	5/2	115	8/29	.276	1/7	.143	7/9	.778	2/20	22	2	15	1	3	4	4	24	4.8
Koufos	1/0	2	1/1	1.000	0/0	---	0/0	---	0	0	0	0	0	0	0	0	2	2.0
Forbes	1/0	2	0/1	.000	0/0	---	0/0	---	0/1	1	0	0	0	0	0	0	0	0.0
NUGGETS	**5**	**1200**	**163/385**	**.423**	**34/92**	**.370**	**127/180**	**.706**	**37/153**	**190**	**88**	**119**	**1**	**33**	**61**	**18**	**487**	**97.4**
OPPONENTS	**5**	**1200**	**168/400**	**.420**	**38/113**	**.336**	**137/172**	**.797**	**63/178**	**241**	**84**	**125**	**1**	**30**	**68**	**43**	**511**	**102.2**

2012 (Won 3, Lost 4)

			FIELD GOALS		3-POINT FG		FREE THROWS		REBOUNDS									
Player	**GP/GS**	**MIN**	**FG/FGA**	**PCT**	**FG/FGA**	**PCT**	**FT/FTA**	**PCT**	**OFF/DEF**	**TOT**	**AST**	**PF**	**DQ**	**STL**	**TO**	**BS**	**PTS**	**AVG**
Lawson	7/7	242	45/109	.514	9/28	.321	12/19	.632	4/14	18	42	12	0	7	8	1	133	19.0
Gallinari	7/7	222	34/94	.362	4/23	.174	22/24	.917	9/27	36	17	15	0	5	9	4	94	13.4
Miller	7/0	200	31/73	.425	4/7	.571	13/15	.867	14/25	39	42	19	0	9	17	1	79	11.3
Afflalo	7/7	229	30/74	.405	4/20	.200	12/15	.800	5/20	25	19	14	0	5	9	2	76	10.9
Faried	7/7	192	32/60	.533	0/0	---	9/12	.750	25/45	70	4	20	0	5	14	8	73	10.4
Harrington	7/0	163	24/75	.320	10/35	.286	10/15	.667	7/23	30	6	13	0	3	3	1	68	9.7
McGee	7/0	181	23/53	.434	0/0	---	14/26	.538	23/44	67	5	21	0	54	4	22	60	8.6
Brewer	7/0	116	23/54	.426	6/20	.300	6/8	.750	6/8	14	6	11	0	7	2	2	58	8.3
Mozgov	7/5	99	12/25	.480	0/0	---	4/8	.500	10/13	23	3	16	0	2	5	6	28	4.0
Hamilton	2/0	5	2/3	.667	0/0	---	0/0	---	0/0	0	0	1	0	1	1	0	4	2.0
Stone	2/0	5	1/2	.500	0/0	---	0/0	---	1/0	1	2	0	0	0	0	0	2	1.0
Koufos	3/2	26	1/3	.333	0/0	---	0/0	---	4/7	11	0	5	0	0	3	1	2	0.7
NUGGETS	**7**	**1680**	**269/625**	**.430**	**37/133**	**.278**	**102/142**	**.718**	**108/226**	**334**	**146**	**147**	**0**	**49**	**78**	**48**	**677**	**96.7**
OPPONENTS	**7**	**1680**	**259/608**	**.426**	**43/136**	**.318**	**113/158**	**.715**	**113/219**	**332**	**150**	**131**	**0**	**41**	**84**	**66**	**674**	**96.3**

2013 (Won 2, Lost 4)

			FIELD GOALS		3-POINT FG		FREE THROWS		REBOUNDS									
Player	**GP/GS**	**MIN**	**FG/FGA**	**PCT**	**FG/FGA**	**PCT**	**FT/FTA**	**PCT**	**OFF/DEF**	**TOT**	**AST**	**PF**	**DQ**	**STL**	**TO**	**BS**	**PTS**	**AVG**
Lawson	6/6	236	48/109	.440	4/21	.190	28/33	.848	5/15	20	48	13	0	10	13	0	128	21.3
Iguodala	6/6	243	38/76	.500	14/29	.483	18/25	.720	9/39	48	32	9	0	12	17	2	108	18.0
A. Miller	6/0	154	29/69	.420	5/11	.455	21/27	.778	11/9	20	23	8	0	2	16	0	84	14.0
Chandler	6/6	205	27/76	.355	9/29	.310	9/12	.750	5/28	33	8	25	1	8	7	3	72	12.0
Brewer	6/0	146	21/68	.309	9/36	.250	14/21	.667	3/8	11	7	19	0	6	7	1	65	10.8
Faried	5/4	145	20/32	.625	0/0	---	11/15	.733	12/30	42	1	22	1	5	5	1	51	10.2
McGee	6/2	112	18/31	.581	0/0	---	7/18	.389	17/14	31	0	17	0	4	11	6	43	7.2
Randolph	5/0	30	9/11	.818	0/0	---	8/11	.727	0/6	6	0	4	0	2	2	0	26	5.2
Fournier	4/4	53	6/17	.353	0/8	.000	7/8	.875	0/0	0	4	6	0	2	6	0	19	4.8
Koufos	6/2	100	7/19	.368	1/1	1.000	5/6	.833	9/12	21	3	13	0	3	2	4	20	3.3
Stone	2/0	13	0/0	---	0/0	---	2/2	1.000	0/0	0	1	3	0	0	0	0	2	1.0
Hamilton	1/0	2	0/1	.000	0/0	---	0/0	---	0	0	0	0	0	0	0	0	0	0.0
NUGGETS	**6**	**1440**	**223/509**	**.438**	**42/135**	**.311**	**130/178**	**.730**	**71/161**	**232**	**127**	**139**	**2**	**54**	**87**	**17**	**618**	**103.0**
OPPONENTS	**6**	**1440**	**241/488**	**.494**	**59/146**	**.404**	**102/130**	**.785**	**60/199**	**259**	**143**	**141**	**1**	**39**	**112**	**40**	**643**	**107.2**

2019 (Won 7, Lost 7)

			FIELD GOALS		3-POINT FG		FREE THROWS		REBOUNDS									
Player	**GP/GS**	**MIN**	**FG/FGA**	**PCT**	**FG/FGA**	**PCT**	**FT/FTA**	**PCT**	**OFF/DEF**	**TOT**	**AST**	**PF**	**DQ**	**STL**	**TO**	**BS**	**PTS**	**AVG**
Jokic	14/14	557	132/261	.506	22/56	.393	66/78	.846	54/128	182	118	54	2	16	36	13	352	25.1
Murray	14/14	508	107/252	.425	28/83	.337	56/62	.903	19/42	61	66	24	0	14	22	2	298	21.3
Millsap	14/14	469	73/157	.465	12/38	.316	47/61	.770	24/70	94	11	48	1	12	18	15	205	14.6
Harris	14/14	517	73/158	.462	20/57	.351	33/38	.868	9/49	58	32	38	1	12	11	8	199	14.2
Barton	14/3	328	47/135	.348	15/55	.273	18/26	.692	15/52	67	24	19	0	4	13	9	127	9.1
Beasley	14/0	281	36/93	.387	19/47	.404	22/31	.710	11/37	48	14	20	0	3	7	1	113	8.1
Craig	14/11	330	33/69	.478	17/36	.472	9/16	.563	21/51	72	12	38	1	7	6	5	92	6.6
Morris	14/0	224	33/86	.384	0/13	.000	9/13	.692	3/16	19	36	15	0	5	6	1	75	5.4
Plumlee	14/0	218	24/47	.511	0/1	.000	16/28	.571	26/36	62	21	39	0	7	8	10	64	4.6
Hernangomez	5/0	15	1/3	.333	1/2	.500	0/0	---	0/3	3	0	2	0	0	1	0	3	0.6
Lyles	3/0	8	0/3	.000	0/1	.000	0/0	---	1/0	1	2	1	0	0	0	0	0	0.0
Vanderbilt	3/0	5	0/0	---	0/0	---	0/0	---	0/1	1	0	0	0	0	0	1	0	0.0
NUGGETS	**14**	**3460**	**559/1264**	**.442**	**134/389**	**.344**	**276/353**	**.782**	**183/485**	**668**	**336**	**298**	**5**	**80**	**128**	**65**	**1528**	**109.1**
OPPONENTS	**14**	**3460**	**559/1246**	**.449**	**120/363**	**.331**	**264/348**	**.759**	**163/487**	**650**	**280**	**307**	**1**	**74**	**130**	**67**	**1502**	**107.3**

2020 (Won 9, Lost 10)

			FIELD GOALS		3-POINT FG		FREE THROWS		REBOUNDS									
Player	**GP/GS**	**MIN**	**FG/FGA**	**PCT**	**FG/FGA**	**PCT**	**FT/FTA**	**PCT**	**OFF/DEF**	**TOT**	**AST**	**PF**	**DQ**	**STL**	**TO**	**BS**	**PTS**	**AVG**
Murray	19/19	753	186/368	.505	62/137	.453	70/78	.897	20/72	92	126	42	0	18	53	6	504	26.5
Jokic	19/19	694	178/343	.519	42/98	.429	66/79	.835	37/150	187	109	68	0	20	62	15	464	24.4
Grant	19/16	653	71/175	.406	31/95	.326	48/54	.889	8/55	63	25	59	1	11	25	15	221	11.6
Porter Jr.	19/3	451	78/164	.476	34/89	.382	26/35	.743	21/106	127	16	43	0	13	25	6	216	11.4
Morris	19/4	406	66/133	.496	12/40	.300	28/34	.824	4/25	29	52	20	0	12	10	2	172	9.1
Millsap	19/19	459	47/118	.398	15/44	.341	43/54	.796	26/63	89	23	49	0	12	25	9	152	8.0
Harris	14/12	379	34/90	.378	19/52	.365	17/22	.773	7/21	28	24	45	2	16	21	4	104	7.4
Bol	4/0	21	5/9	.556	2/3	.667	7/8	.875	3/2	5	0	1	0	2	2	2	19	4.8
Craig	19/3	375	33/78	.423	11/42	.262	9/13	.692	13/49	62	13	44	1	7	9	7	86	4.5
Dozier	12/0	125	14/33	.424	2/8	.250	8/14	.571	2/16	18	12	13	0	2	8	2	38	3.2
Daniels	6/0	30	6/12	.500	3/6	.500	1/2	.500	1/2	3	2	2	0	0	0	0	16	2.7
Plumlee	19/0	206	19/39	.487	0/1	.000	8/12	.667	31/30	61	25	40	0	4	11	8	46	2.4
Bates-Diop	5/0	24	1/5	.200	0/0	---	1/2	.500	3/3	6	1	0	0	0	0	0	3	0.6
Cook	1/0	4	0/0	---	0/0	---	0/0	---	0/2	2	0	0	0	0	0	0	0	0.0
Vonleh	1/0	3	0/1	.000	0/0	---	0/0	---	0/0	0	0	0	0	0	0	0	0	0.0
NUGGETS	**19**	4583	738/1568	.471	233/615	.379	332/407	.816	176/596	772	428	426	4	117	265	76	2041	107.4
OPPONENTS	**19**	4583	744/1561	.473	232/622	.373	364/467	.779	180/589	769	428	419	3	142	258	76	2084	109.7



PRESENTED BY

WesternUnion \\WU

THE NBA

2020-21 DENVER NUGGETS MEDIA GUIDE

ATLANTA HAWKS

101 MARIETTA ST., STE. 1900 - ATLANTA, GA 30303 - (404) 878-3800

Owner . . . . . Tony Ressler
President of Basketball Ops. and GM . . . . . Travis Schlenk
Head Coach . . . . . Lloyd Pierce
Assistant Coaches . . . . . Nate McMillan, Melvin Hunt, Chris Jent, Marlon Garnett, Matt Hill
Head Athletic Trainer . . . . . Scottie Parker
Senior VP of Public Relations . . . . . Garin Narain
Senior Director of Media Relations . . . . . Jon Steinberg
2019-20 Record 20-47
Arena . . . . . State Farm Arena (16,888)

NUGGETS ALL-TIME VS. ATLANTA

YEAR	HOME	AWAY	TOTAL	RUNNING TOTAL
76-77	2-0	0-2	2-2	2-2
77-78	2-0	1-1	3-1	5-3
78-79	1-1	0-2	1-3	6-6
79-80	1-0	0-1	1-1	7-7
80-81	1-0	0-1	1-1	8-8
81-82	1-0	0-1	1-1	9-9
82-83	0-1	1-0	1-1	10-10
83-84	1-0	1-0	2-0	12-10
84-85	1-0	1-0	2-0	14-10
85-86	1-0	0-1	1-1	15-11
86-87	0-1	0-1	0-2	15-13
87-88	1-0	0-1	1-1	16-14
88-89	1-0	1-0	2-0	18-14
89-90	1-0	0-1	1-1	19-15
90-91	1-0	0-1	1-1	20-16
91-92	0-1	0-1	0-2	20-18
92-93	0-1	0-1	0-2	20-20
93-94	1-0	0-1	1-1	21-21
94-95	0-1	0-1	0-2	21-23
95-96	1-0	0-1	1-1	22-24
96-97	1-0	0-1	1-1	23-25
97-98	0-1	0-1	0-2	23-27
98-99		Did not play		
99-00	1-0	0-1	1-1	24-28
00-01	1-0	0-1	1-1	25-29
01-02	0-1	0-1	0-2	25-31
02-03	0-1	0-1	0-2	25-33
03-04	0-1	0-1	0-2	25-35
04-05	1-0	1-0	2-0	27-35
05-06	1-0	0-1	1-1	28-36
06-07	0-1	1-0	1-1	29-37
07-08	1-0	0-1	1-1	30-38
08-09	1-0	0-1	1-1	31-39
09-10	1-0	0-1	1-1	32-40
10-11	1-0	1-0	2-0	34-40
11-12	1-0	0-0	1-0	35-40
12-13	1-0	0-1	1-1	36-41
13-14	1-0	0-1	1-1	37-42
14-15	1-0	0-1	1-1	38-43
15-16	0-1	0-1	0-2	38-45
16-17	0-1	0-1	0-2	38-47
17-18	0-1	1-0	1-1	39-48
18-19	1-0	0-1	1-1	40-49
19-20	0-1	1-0	1-1	41-50
TOTALS	**31-15**	**10-35**	**41-50**	**.451**

SERIES INFORMATION

2019-20 RESULTS VS. ATLANTA (1-1)

Nov. 12	L	121-125 @ Denver
Jan. 6	W	123-115 @ Atlanta

2020-21 SCHEDULE (FIRST HALF)

Feb. 21	@ Atlanta

NUGGETS CURRENT STREAK

Overall:	Won 1
Home:	Loss 1
Away:	Won 1

HAWKS LAST WIN:

In Atlanta:	106-98, Dec. 8, 2018
In Denver:	125-121, Nov. 12, 2019

NUGGETS LAST WIN

In Atlanta:	123-115, Jan. 6, 2020
In Denver:	138-93, Nov. 15, 2018

HAWKS BIGGEST WIN

26 pts	113-87, Dec. 30, 1978 in Atlanta
	119-93, Jan. 19, 1992 in Denver

NUGGETS BIGGEST WIN

45 pts	138-93, Nov. 15, 2018 in Denver

BOSTON CELTICS

226 CAUSEWAY STREET, 4TH FLOOR - BOSTON, MA 02114 - (617) 854-8000

Managing Partner, Governor and CEO .....Wyc Grousbeck
President of Basketball Operations.....Danny Ainge
Head Coach .....Brad Stevens
Assistant Coaches.....Jay Larranaga, Jamie Young, Jerome Allen, Scott Morrison, ...Joe Mazzulla, Brandon Bailey
Director of Performance .....Art Horne
Senior VP of Communications .....Christian Megliola
VP, Media Services/Alumni Relations .....Jeff Twiss
2019-20 Record.....48-24 (Lost to Miami, 4-2, in Eastern Conference Finals)
Arena .....TD Garden (18,624)

NUGGETS ALL-TIME VS. BOSTON

YEAR	HOME	AWAY	TOTAL	RUNNING TOTAL
76-77	1-1	0-2	1-3	1-3
77-78	2-0	1-1	3-1	4-4
78-79	2-0	1-1	3-1	7-5
79-80	0-1	0-1	0-2	7-7
80-81	0-1	0-1	0-2	7-9
81-82	1-0	0-1	1-1	8-10
82-83	0-1	0-1	0-2	8-12
83-84	0-1	0-1	0-2	8-14
84-85	1-0	0-1	1-1	9-15
85-86	1-0	0-1	1-1	10-16
86-87	0-1	0-1	0-2	10-18
87-88	1-0	1-0	2-0	12-18
88-89	1-0	0-1	1-1	13-19
89-90	0-1	1-0	1-1	14-20
90-91	0-1	0-1	0-2	14-22
91-92	1-0	0-1	1-1	15-23
92-93	0-1	0-1	0-2	15-25
93-94	1-0	0-1	1-1	16-26
94-95	1-0	0-1	1-1	17-27
95-96	1-0	0-1	1-1	18-28
96-97	0-1	1-0	1-1	19-29
97-98	1-0	0-1	1-1	20-30
98-99	0-0	0-1	0-1	20-31
99-00	0-1	0-1	0-2	20-33
00-01	0-1	0-1	0-2	20-35
01-02	0-1	0-1	0-2	20-37
02-03	1-0	0-1	1-1	21-38
03-04	0-1	0-1	0-2	21-40
04-05	1-0	1-0	2-0	23-40
05-06	1-0	0-1	1-1	24-41
06-07	1-0	0-1	1-1	25-42
07-08	1-0	0-1	1-1	26-43
08-09	0-1	1-0	1-1	27-44
09-10	1-0	0-1	1-1	28-45
10-11	1-0	0-1	1-1	29-46
11-12	1-0	0-0	1-0	30-46
12-13	1-0	0-1	1-1	31-47
13-14	1-0	0-1	1-1	32-48
14-15	0-1	0-1	0-2	32-50
15-16	0-1	0-1	0-2	32-52
16-17	1-0	1-0	2-0	34-52
17-18	0-1	0-1	0-2	34-54
18-19	1-0	1-0	2-0	36-54
19-20	1-0	0-1	1-1	37-55
TOTALS	**28-18**	**9-37**	**37-55**	**.402**

SERIES INFORMATION

2019-20 RESULTS VS. BOSTON (1-1)

Nov. 22	W	96-92 @ Denver
Dec. 6	L	95-108 @ Boston

2020-21 SCHEDULE (FIRST HALF)

Feb. 16	@ Boston

NUGGETS CURRENT STREAK

Overall:	Loss 1
Home:	Won 2
Away:	Loss 1

CELTICS LAST WIN

In Boston:	108-95, Dec. 6, 2019
In Denver:	111-110, Jan. 29, 2018

NUGGETS LAST WIN

In Boston:	114-105, Mar. 18, 2019
In Denver:	96-92, Nov. 22, 2019

CELTICS BIGGEST WIN

38 pts	132-94, Dec. 9, 1991 in Boston 114-76, Feb. 23, 2009 in Denver

NUGGETS BIGGEST WIN

31 pts	129-98, Jan. 7, 2014 in Denver

BROOKLYN NETS

168 39TH ST. 7TH FLOOR - BROOKLYN, NY 11232 - (718) 933-3000

Owner, Governor.....Joe Tsai
General Manager.....Sean Marks
Head Coach.....Steve Nash
Assistant Coaches.....Jacque Vaughn, Mike D'Antoni, Ime Udoka, Adam Harrington, Jordan Ott, Tiago Splitter, Royal Ivey, Ryan Forehan-Kelly
Head Athletic Trainer/Physical Therapist...Sebastien Poirier
Senior Director of Public Relations.....Aaron Harris
2019-20 Record.....35-27 (Lost to Toronto, 4-0, in First Round)
Arena.....Barclays Center (17,732)

NUGGETS ALL-TIME VS. BROOKLYN

YEAR	HOME	AWAY	TOTAL	RUNNING TOTAL
76-77	2-0	1-1	3-1	3-1
77-78	2-0	1-1	3-1	6-2
78-79	2-0	2-0	4-0	10-2
79-80	1-0	0-1	1-1	11-3
80-81	1-0	0-1	1-1	12-4
81-82	1-0	0-1	1-1	13-5
82-83	0-1	1-0	1-1	14-6
83-84	1-0	0-1	1-1	15-7
84-85	1-0	1-0	2-0	17-7
85-86	1-0	0-1	1-1	18-8
86-87	1-0	1-0	2-0	20-8
87-88	1-0	1-0	2-0	22-8
88-89	1-0	0-1	1-1	23-9
89-90	1-0	1-0	2-0	25-9
90-91	1-0	0-1	1-1	26-10
91-92	1-0	0-1	1-1	27-11
92-93	1-0	0-1	1-1	28-12
93-94	1-0	0-1	1-1	29-13
94-95	1-0	0-1	1-1	30-14
95-96	0-1	0-1	0-2	30-16
96-97	1-0	0-1	1-1	31-17
97-98	0-1	0-1	0-2	31-19
98-99	1-0	0-0	1-0	32-19
99-00	0-1	1-0	1-1	33-20
00-01	1-0	0-1	1-1	34-21
01-02	1-0	0-1	1-1	35-22
02-03	0-1	0-1	0-2	35-24
03-04	0-1	0-1	0-2	35-26
04-05	1-0	0-1	1-1	36-27
05-06	0-1	0-1	0-2	36-29
06-07	0-1	1-0	1-1	37-30
07-08	1-0	1-0	2-0	39-30
08-09	1-0	0-1	1-1	40-31
09-10	1-0	1-0	2-0	42-31
10-11	1-0	0-1	1-1	43-32
11-12	1-0	0-0	1-0	44-32
12-13	1-0	0-1	1-1	45-33
13-14	0-1	1-0	1-1	46-34
14-15	0-1	0-1	0-2	46-36
15-16	0-1	0-1	0-2	46-38
16-17	1-0	0-1	1-1	47-39
17-18	1-0	1-0	2-0	49-39
18-19	0-1	0-1	0-2	49-41
19-20	1-0	0-1	1-1	50-42
TOTALS	**35-12**	**15-30**	**50-42**	**.543**

SERIES INFORMATION

2019-20 RESULTS VS. BROOKLYN (1-1)

Nov. 14	W	101-93 @ Denver
Dec. 8	L	102-105 @ Brooklyn

2020-21 SCHEDULE (FIRST HALF)

Jan. 12 @ Brooklyn

NUGGETS CURRENT STREAK

Overall: Loss 1
Home: Won 1
Away: Loss 2

NETS LAST WIN

In Brooklyn: 105-102, Dec. 8, 2019
In Denver: 135-130, Nov. 9, 2018

NUGGETS LAST WIN

In Brooklyn: 124-111, Oct. 29, 2017
In Denver: 101-93, Nov. 14, 2019

NETS BIGGEST WIN

44 pts 114-70, Feb. 7, 2009 in New Jersey

NUGGETS BIGGEST WIN

35 pts 141-106, Nov. 22, 1988 in Denver

CHARLOTTE HORNETS

333 EAST TRADE STREET - CHARLOTTE, NC 28202 - (704) 688-8600

Chairman.....Michael Jordan
President of Basketball Ops. & GM.....Mitch Kupchak
Head Coach.....James Borrego
Assistant Coaches.....Jay Triano, Chad Iske, Jay Hernandez, Ronald Nored, Dutch Gaitley, Nate Mitchell
Dir. Health Care/Sport Performance.....Joe Sharpe
Dir. of Basketball Communications.....Brian Travis
2019-20 Record.....23-42
Arena.....Spectrum Center (19,077)

NUGGETS ALL-TIME VS. CHARLOTTE

YEAR	HOME	AWAY	TOTAL	RUNNING TOTAL
88-89	1-0	1-0	2-0	2-0
89-90	1-2	1-1	2-3	4-3
90-91	1-0	1-0	2-0	6-3
91-92	1-0	0-1	1-1	7-4
92-93	1-0	0-1	1-1	8-5
93-94	1-0	0-1	1-1	9-6
94-95	1-0	0-1	1-1	10-7
95-96	0-1	0-1	0-2	10-9
96-97	0-1	0-1	0-2	10-11
97-98	0-1	0-1	0-2	10-13
98-99		Did not play		
99-00	1-0	0-1	1-1	11-14
00-01	1-0	1-0	2-0	13-14
01-02	0-1	0-1	0-2	13-16
04-05*	1-0	0-1	1-1	14-17
05-06	1-0	1-0	2-0	16-17
06-07	0-1	1-0	1-1	17-18
07-08	1-0	0-1	1-1	18-19
08-09	1-0	1-0	2-0	20-19
09-10	1-0	0-1	1-1	21-20
10-11	1-0	0-1	1-1	22-21
11-12	0-0	1-0	1-0	23-21
12-13	1-0	1-0	2-0	25-21
13-14	0-1	0-1	0-2	25-23
14-15	0-1	0-1	0-2	25-25
15-16	1-0	1-0	2-0	27-25
16-17	0-1	0-1	0-2	27-27
17-18	1-0	0-1	1-1	28-28
18-19	1-0	0-1	1-1	29-29
19-20	1-0	1-0	2-0	31-29
TOTALS	**20-10**	**11-19**	**31-29**	**.517**

* Team became Charlotte Bobcats

SERIES INFORMATION

2019-20 RESULTS VS. CHARLOTTE (2-0)

Jan. 15	W	100-86 @ Denver
Mar. 5	W	114-112 @ Charlotte

2020-21 SCHEDULE (FIRST HALF)

Feb. 19	@ Charlotte

NUGGETS CURRENT STREAK

Overall:	Won 3
Home:	Won 3
Away:	Won 1

HORNETS LAST WIN

In Charlotte:	113-107, Dec. 7, 2018
In Denver:	112-102, Mar. 4, 2017

NUGGETS LAST WIN

In Charlotte:	114-112, Mar. 5, 2020
In Denver:	100-86, Jan. 15, 2020

HORNETS BIGGEST WIN

28 pts	110-82, Dec. 22, 2014 in Charlotte

NUGGETS BIGGEST WIN

40 pts	120-80, Mar. 2, 2011 in Denver

CHICAGO BULLS

1901 WEST MADISON ST. - CHICAGO, IL 60612 - (312) 455-4000

Chairman.....Jerry Reinsdorf
Executive VP Basketball Operations.....Arturas Karnisovas
Head Coach.....Billy Donovan
Assistant Coaches.....Maurice Cheeks, Chris Fleming, Josh Longstaff, John Bryant, Damian Cotter, Billy Schmidt
Head Athletic Trainer.....Todd Campbell
Sr. Director, Public and Media Relations...Tim Hallam
Director, Public and Media Relations.....Matt Yob
2019-20 Record.....22-43
Arena.....United Center (20,917)

NUGGETS ALL-TIME VS. CHICAGO

YEAR	HOME	AWAY	TOTAL	RUNNING TOTAL
76-77	2-0	1-1	3-1	3-1
77-78	2-0	0-2	2-2	5-3
78-79	1-1	1-1	2-2	7-5
79-80	2-1	2-1	4-2	11-7
80-81	0-1	1-0	1-1	12-8
81-82	1-0	0-1	1-1	13-9
82-83	1-0	0-1	1-1	14-10
83-84	1-0	1-0	2-0	16-10
84-85	1-0	0-1	1-1	17-11
85-86	0-1	0-1	0-2	17-13
86-87	1-0	0-1	1-1	18-14
87-88	1-0	0-1	1-1	19-15
88-89	1-0	0-1	1-1	20-16
89-90	1-0	0-1	1-1	21-17
90-91	0-1	0-1	0-2	21-19
91-92	0-1	0-1	0-2	21-21
92-93	1-0	0-1	1-1	22-22
93-94	0-1	1-0	1-1	23-23
94-95	1-0	0-1	1-1	24-24
95-96	1-0	0-1	1-1	25-25
96-97	0-1	0-1	0-2	25-27
97-98	0-1	0-1	0-2	25-29
98-99		Did not play		
99-00	1-0	0-1	1-1	26-30
00-01	1-0	1-0	2-0	28-30
01-02	1-0	1-0	2-0	30-30
02-03	1-0	0-1	1-1	31-31
03-04	1-0	1-0	2-0	33-31
04-05	1-0	0-1	1-1	34-32
05-06	0-1	1-0	1-1	35-33
06-07	1-0	0-1	1-1	36-34
07-08	1-0	0-1	1-1	37-35
08-09	1-0	0-1	1-1	38-36
09-10	1-0	1-0	2-0	40-36
10-11	1-0	0-1	1-1	41-37
11-12	0-0	1-0	1-0	42-37
12-13	1-0	1-0	2-0	44-37
13-14	1-0	0-1	1-1	45-38
14-15	1-0	0-1	1-1	46-39
15-16	1-0	0-1	1-1	47-40
16-17	1-0	1-0	2-0	49-40
17-18	1-0	1-0	2-0	51-40
18-19	1-0	1-0	2-0	53-40
19-20		Did not play		
TOTALS	**36-10**	**17-30**	**53-40**	**.570**

SERIES INFORMATION

2019-20 RESULTS VS. CHICAGO (0-0)

DID NOT PLAY (COVID-19 SHORTENED SEASON)

2020-21 SCHEDULE (FIRST HALF)

Mar. 1 @ Chicago

NUGGETS CURRENT STREAK

Overall: Won 7
Home: Won 12
Away: Won 3

BULLS LAST WIN

In Chicago: 99-90, Dec. 2, 2015
In Denver: 110-107, Feb. 8, 2006

NUGGETS LAST WIN

In Chicago: 108-107 (OT), Oct. 31, 2018
In Denver: 135-105, Jan. 17, 2019

BULLS BIGGEST WIN

39 pts 111-72, Feb. 2, 1998 in Denver

NUGGETS BIGGEST WIN

32 pts 135-102, Mar. 21, 2018 in Chicago

CLEVELAND CAVALIERS

ONE CENTER COURT - CLEVELAND, OH 44115 - (216) 420-2000

Chairman.....Dan Gilbert
General Manager.....Koby Altman
Head Coach.....J.B. Bickerstaff
Assistant Coaches.....Antonio Lang, Greg Buckner, Dan Geriot, Lindsay Gottlieb, JJ Outlaw
Head Athletic Trainer.....Steve Spiro
Director of Basketball Communications.....B.J. Evans
2019-20 Record.....19-46
Arena.....Rocket Mortgage FieldHouse (19,432)

NUGGETS ALL-TIME VS. CLEVELAND

YEAR	HOME	AWAY	TOTAL	RUNNING TOTAL
76-77	2-0	0-2	2-2	2-2
77-78	1-1	0-2	1-3	3-5
78-79	2-0	0-1	2-1	5-6
79-80	1-0	0-1	1-1	6-7
80-81	1-0	0-1	1-1	7-8
81-82	1-0	1-0	2-0	9-8
82-83	1-0	1-0	2-0	11-8
83-84	1-0	1-0	2-0	13-8
84-85	1-0	1-0	2-0	15-8
85-86	1-0	0-1	1-1	16-9
86-87	0-1	1-0	1-1	17-10
87-88	1-0	0-1	1-1	18-11
88-89	0-1	0-1	0-2	18-13
89-90	1-0	1-0	2-0	20-13
90-91	1-0	0-1	1-1	21-14
91-92	1-0	0-1	1-1	22-15
92-93	1-0	0-1	1-1	23-16
93-94	1-0	0-1	1-1	24-17
94-95	0-1	1-0	1-1	25-18
95-96	1-0	0-1	1-1	26-19
96-97	1-0	0-1	1-1	27-20
97-98	0-1	0-1	0-2	27-22
98-99		Did not play		
99-00	0-1	0-1	0-2	27-24
00-01	1-0	0-1	1-1	28-25
01-02	1-0	0-1	1-1	29-26
02-03	1-0	0-1	1-1	30-27
03-04	1-0	1-0	2-0	32-27
04-05	0-1	1-0	1-1	33-28
05-06	1-0	0-1	1-1	34-29
06-07	1-0	1-0	2-0	36-29
07-08	1-0	1-0	2-0	38-29
08-09	0-1	0-1	0-2	38-31
09-10	1-0	1-0	2-0	40-31
10-11	1-0	1-0	2-0	42-31
11-12	0-1	0-0	0-1	42-32
12-13	1-0	1-0	2-0	44-32
13-14	0-1	0-1	0-2	44-34
14-15	0-1	1-0	1-1	45-35
15-16	0-1	0-1	0-2	45-37
16-17	1-0	0-1	1-1	46-38
17-18	0-1	1-0	1-1	47-39
18-19	1-0	1-0	2-0	49-39
19-20	0-1	0-1	0-2	49-41
TOTALS	**32-14**	**17-27**	**49-41**	**.544**

SERIES INFORMATION

2019-20 RESULTS VS. CLEVELAND (0-2)

Jan. 11	L	103-111 @ Denver
Mar. 7	L	102-104 @ Cleveland

2020-21 SCHEDULE (FIRST HALF)

Feb. 10	@ Denver

NUGGETS CURRENT STREAK

Overall:	Loss 2
Home:	Loss 1
Away:	Loss 1

CAVALIERS LAST WIN

In Cleveland:	104-102, Mar. 7, 2019
In Denver:	111-103, Jan. 11, 2020

NUGGETS LAST WIN

In Cleveland:	110-91, Nov. 1, 2018
In Denver:	124-91, Jan. 19, 2019

CAVALIERS BIGGEST WIN

33 pts	124-91, Mar. 21, 2016 in Cleveland

NUGGETS BIGGEST WIN

33 pts	124-91, Jan. 19, 2019 in Denver

DALLAS MAVERICKS

2500 VICTORY AVE. - DALLAS, TX 75219 - (214) 665-4660

Owner .....Mark Cuban
Pres. of Basketball Ops/GM .....Donn Nelson
Head Coach .....Rick Carlisle
Assistant Coaches.....Jamahl Mosley, Mike Weinar, Zach Guthrie, Darrell Armstrong, ...Jenny Boucek
Head Athletic Trainer.....Dionne Calhoun
VP of Basketball Communications .....Scott Tomlin
2018-19 Record.....43-32 (Lost to L.A. Clippers, 4-2, in First Round)
Arena .....American Airlines Center (19,200)

NUGGETS ALL-TIME VS. DALLAS

YEAR	HOME	AWAY	TOTAL	RUNNING TOTAL
80-81	2-1	1-2	3-3	3-3
81-82	3-0	2-1	5-1	8-4
82-83	1-2	2-1	3-3	11-7
83-84	1-2	1-2	2-4	13-11
84-85	3-0	1-2	4-2	17-13
85-86	3-0	0-3	3-3	20-16
86-87	1-2	1-2	2-4	22-20
87-88	3-0	0-3	3-3	25-23
88-89	2-1	1-2	3-3	28-26
89-90	3-0	0-2	3-2	31-28
90-91	1-1	0-2	1-3	32-31
91-92	1-2	1-1	2-3	34-34
92-93	3-0	2-1	5-1	39-35
93-94	3-0	1-1	4-1	43-3
94-95	1-1	3-0	4-1	47-37
95-96	1-1	1-1	2-2	49-39
96-97	0-2	1-1	1-3	50-42
97-98	1-1	0-2	1-3	51-45
98-99	1-0	0-2	1-2	52-47
99-00	1-1	0-2	1-3	53-50
00-01	1-1	0-2	1-3	54-53
01-02	0-2	0-2	0-4	54-57
02-03	0-2	0-2	0-4	54-61
03-04	1-1	1-1	2-2	56-63
04-05	1-1	0-1	1-2	57-65
05-06	1-1	0-2	1-3	58-68
06-07	1-1	0-2	1-3	59-71
07-08	1-0	1-1	2-1	61-72
08-09	2-0	2-0	4-0	65-72
09-10	1-1	0-1	1-2	66-74
10-11	1-1	2-0	3-1	69-75
11-12	0-2	1-1	1-3	70-78
12-13	1-0	1-1	2-1	72-79
13-14	2-0	1-1	3-1	75-80
14-15	1-1	0-1	1-2	76-82
15-16	1-1	0-2	1-3	77-85
16-17	2-0	1-1	3-1	80-86
17-18	2-0	0-2	2-2	82-88
18-19	2-0	1-0	3-0	85-88
19-20	0-1	1-1	1-2	86-90
TOTALS	**56-33**	**30-57**	**86-90**	**.489**

SERIES INFORMATION

2019-20 RESULTS VS. DALLAS (1-2)

Oct. 29	L	106-109 @ Denver
Jan. 8	W	107-106 @ Dallas
Mar. 11	L	97-113 @ Dallas

2020-21 SCHEDULE (FIRST HALF)

Jan. 7	@ Denver
Jan. 25	@ Dallas

NUGGETS CURRENT STREAK

Overall:	Loss 1
Home:	Loss 1
Away:	Loss 1

MAVERICKS LAST WIN

In Dallas:	113-97, Mar. 11, 2020
In Denver:	109-106, Oct. 29, 2019

NUGGETS LAST WIN

In Dallas:	114-104, Feb. 22, 2019
In Denver:	100-99, Mar. 14, 2019

MAVERICKS BIGGEST WIN

34 pts	132-98, Apr. 18, 1996 in Dallas

NUGGETS BIGGEST WIN

36 pts	127-91, Feb. 9, 2010 in Denver

DETROIT PISTONS

6201 SECOND AVENUE - DETROIT, MI 48202 - (313) 747-8667

Owner .....Tom Gores
General Manager .....Troy Weaver
Head Coach .....Dwane Casey
Assistant Coaches.....Sidney Lowe, Sean Sweeney, Micah Nori, Tim Grgurich
Head Athletic Trainer.....Jim Scholler
Sr. Vice President of Public Relations .....Kevin Grigg
Sr. Director of Public Relations .....Cletus Lewis
2018-19 Record.....20-46
Arena .....Little Caesars Arena (20,491)

NUGGETS ALL-TIME VS. DETROIT

YEAR	HOME	AWAY	TOTAL	RUNNING TOTAL
76-77	2-0	1-1	3-1	3-1
77-78	2-0	0-2	2-2	5-3
78-79	1-1	1-1	2-2	7-5
79-80	1-0	0-1	1-1	8-6
80-81	1-0	1-0	2-0	10-6
81-82	0-1	1-0	1-1	11-7
82-83	1-0	1-0	2-0	13-7
83-84	0-1	1-0	1-1	14-8
84-85	0-1	0-1	0-2	14-10
85-86	1-0	0-1	1-1	15-11
86-87	0-1	0-1	0-2	15-13
87-88	0-1	1-0	1-1	16-14
88-89	1-0	0-1	1-1	17-15
89-90	0-1	0-1	0-2	17-17
90-91	0-1	0-1	0-2	17-19
91-92	0-1	0-1	0-2	17-21
92-93	1-0	0-1	1-1	18-22
93-94	1-0	1-0	2-0	20-22
94-95	0-1	1-0	1-1	21-23
95-96	1-0	0-1	1-1	22-24
96-97	0-1	0-1	0-2	22-26
97-98	0-1	0-1	0-2	22-28
98-99		Did not play		
99-00	1-0	0-1	1-1	23-29
00-01	1-0	0-1	1-1	24-30
01-02	0-1	0-1	0-2	24-32
02-03	0-1	0-1	0-2	24-34
03-04	0-1	0-1	0-2	24-36
04-05	1-0	0-1	1-1	25-37
05-06	1-0	0-1	1-1	26-38
06-07	0-1	0-1	0-2	26-40
07-08	0-1	0-1	0-2	26-42
08-09	0-1	0-1	0-2	26-44
09-10	1-0	0-1	1-1	27-45
10-11	1-0	1-0	2-0	29-45
11-12	1-0	0-0	1-0	30-45
12-13	1-0	1-0	2-0	32-45
13-14	1-0	0-1	1-1	33-46
14-15	1-0	0-1	1-1	34-47
15-16	1-0	1-0	2-0	36-47
16-17	0-1	0-1	0-2	36-49
17-18	1-0	1-0	2-0	38-49
18-19	1-0	0-1	1-1	39-50
19-20	1-0	0-1	1-1	40-51
TOTALS	**27-19**	**13-32**	**40-51**	**.440**

SERIES INFORMATION

2019-20 RESULTS VS. DETROIT (1-1)

Feb. 2	L	123-128 @ Detroit (OT)
Feb. 25	W	115-98 @ Denver

2020-21 SCHEDULE (FIRST HALF)

Feb. 1	@ Denver

NUGGETS CURRENT STREAK

Overall:	Won 1
Home:	Won 3
Away:	Loss 2

PISTONS LAST WIN

In Detroit:	128-123, Feb. 2, 2020
In Denver:	106-95, Nov. 12, 2016

NUGGETS LAST WIN

In Detroit:	103-84, Dec. 12, 2017
In Denver:	115-98, Feb. 25, 2020

PISTONS BIGGEST WIN

31 pts	97-66, Mar. 6, 2004 in Denver

NUGGETS BIGGEST WIN

30 pts	131-101, Mar. 12, 2011 in Denver



GOLDEN STATE WARRIORS

1 WARRIORS WAY - SAN FRANCISCO, CA 94158 - (415) 388-0100

Co-Executive Chairman & CEO.....Joe Lacob
Co-Executive Chairman.....Peter Guber
President of Basketball Ops/GM.....Bob Myers
Head Coach.....Steve Kerr
Assistant Coaches.....Mike Brown, Jarron Collins, Bruce Fraser, Ron Adams
Head Athletic Trainer.....Drew Yoder
Sr. VP, Communications.....Raymond Ridder
2018-19 Record.....15-50
Arena.....Chase Center (18,064)

NUGGETS ALL-TIME VS. GOLDEN STATE

YEAR	HOME	AWAY	TOTAL	RUNNING TOTAL
76-77	2-0	0-2	2-2	2-2
77-78	2-0	0-2	2-2	4-4
78-79	2-0	2-0	4-0	8-4
79-80	2-1	1-2	3-3	11-7
80-81	2-1	1-1	3-2	14-9
81-82	2-0	1-2	3-2	17-11
82-83	3-0	1-1	4-1	21-12
83-84	1-1	1-2	2-3	23-15
84-85	3-0	2-0	5-0	28-15
85-86	2-0	1-2	3-2	31-17
86-87	3-0	1-1	4-1	35-18
87-88	2-0	2-1	4-1	39-19
88-89	2-0	1-1	3-1	42-20
89-90	2-0	0-2	2-2	44-22
90-91	1-1	0-2	1-3	45-25
91-92	0-2	0-2	0-4	45-29
92-93	2-0	1-1	3-1	48-30
93-94	1-1	0-2	1-3	49-33
94-95	0-2	1-1	1-3	50-36
95-96	2-0	0-2	2-2	52-38
96-97	1-1	0-2	1-3	53-41
97-98	1-1	0-2	1-3	54-44
98-99	1-1	0-2	1-3	55-47
99-00	2-0	0-2	2-2	57-49
00-01	2-0	2-0	4-0	61-49
01-02	1-1	0-2	1-3	62-52
02-03	0-2	0-2	0-4	62-56
03-04	2-0	1-1	3-1	65-57
04-05	2-0	0-2	2-2	67-59
05-06	1-0	1-1	2-1	69-60
06-07	2-0	1-1	3-1	72-61
07-08	1-1	2-0	3-1	75-62
08-09	2-0	0-1	2-1	77-63
09-10	2-0	2-0	4-0	81-63
10-11	1-0	1-1	2-1	83-64
11-12	1-1	0-1	1-2	84-66
12-13	2-0	1-1	3-1	87-67
13-14	0-2	2-0	2-2	89-69
14-15	1-0	0-2	1-2	90-71
15-16	1-1	0-2	1-3	91-74
16-17	1-1	0-1	1-2	92-76
17-18	1-1	1-1	2-2	94-78
18-19	1-1	0-2	1-3	95-81
19-20	0-1	1-0	1-1	96-82
TOTALS	**65-24**	**31-58**	**96-82**	**.539**

SERIES INFORMATION

2019-20 RESULTS VS. GOLDEN STATE (1-1)

jan. 16	W	134-131 (OT) @ Golden State
Mar. 3	L	100-116 @ Denver

2020-21 SCHEDULE (FIRST HALF)

Jan. 14	@ Denver

NUGGETS CURRENT STREAK

Overall:	Loss 1
Home:	Loss 2
Away:	Won 1

WARRIORS LAST WIN

In Oakland:	116-102, Apr. 2, 2019
In Denver:	116-100, Mar. 3, 2020

NUGGETS LAST WIN

In Oakland:	134-131 (OT), jan. 16, 2020
In Denver:	100-98, Oct. 21, 2018

WARRIORS BIGGEST WIN

45 pts	152-107, Nov. 7, 1981 in Oakland

NUGGETS BIGGEST WIN

39 pts	123-84, Apr. 9, 2012 in Denver

HOUSTON ROCKETS

1510 POLK STREET - HOUSTON, TX 77002 - (713) 758-7200

Owner ..... Tilman J. Fertitta
General Manager ..... Rafael Stone
Head Coach ..... Stephen Silas
Assistant Coaches ..... John Lucas, Jeff Hornacek, Will Weaver, Rick Higgins, DeSagana Diop
Head Athletic Trainer ..... Jason Biles
VP of Media & Player Relations ..... Tracey Hughes
Senior Manager, Media Relations ..... Sean McCloskey
2019-20 Record ..... 44-28 (Lost to L.A. Lakers, 4-1, in Western Conference Semifinals)
Arena ..... Toyota Center (18,055)

NUGGETS ALL-TIME VS. HOUSTON

YEAR	HOME	AWAY	TOTAL	RUNNING TOTAL
76-77	1-0	2-0	3-0	3-0
77-78	2-0	1-0	3-0	6-0
78-79	1-1	0-2	1-3	7-3
79-80	1-0	0-1	1-1	8-4
80-81	1-2	1-2	2-4	10-8
81-82	2-1	3-0	5-1	15-9
82-83	3-0	2-1	5-1	20-10
83-84	3-0	1-2	4-2	24-12
84-85	2-1	0-3	2-4	26-16
85-86	3-0	0-3	3-3	29-19
86-87	2-1	1-2	3-3	32-22
87-88	2-1	2-1	4-2	36-24
88-89	3-0	1-2	4-2	40-26
89-90	2-0	2-1	4-1	44-27
90-91	0-3	0-2	0-5	44-32
91-92	1-1	1-2	2-3	46-35
92-93	2-1	0-2	2-3	48-38
93-94	1-1	2-1	3-2	51-40
94-95	1-2	0-2	1-4	52-44
95-96	1-1	0-2	1-3	53-47
96-97	0-2	1-1	1-3	54-50
97-98	0-2	0-2	0-4	54-54
98-99	0-2	0-2	0-4	54-58
99-00	1-1	1-1	2-2	56-60
00-01	1-1	2-0	3-1	59-61
01-02	2-0	0-2	2-2	61-63
02-03	0-2	0-2	0-4	61-67
03-04	2-0	0-2	2-2	63-69
04-05	0-1	1-1	1-2	64-71
05-06	1-1	1-1	2-2	66-73
06-07	0-2	1-0	1-2	67-75
07-08	2-0	0-2	2-2	69-77
08-09	1-1	0-2	1-3	70-80
09-10	1-0	1-1	2-1	72-81
10-11	1-1	1-1	2-2	74-83
11-12	1-1	2-0	3-1	77-84
12-13	2-0	2-0	4-0	81-84
13-14	1-0	0-2	1-2	82-86
14-15	0-2	0-2	0-4	82-90
15-16	2-0	1-0	3-0	85-90
16-17	0-2	0-2	0-4	85-94
17-18	0-1	0-2	0-3	85-97
18-19	1-1	0-2	1-3	86-100
19-20	2-0	0-2	2-2	88-102
TOTALS	**55-39**	**33-63**	**88-102**	**.463**

SERIES INFORMATION

2019-20 RESULTS VS. HOUSTON (2-2)

Nov. 20	W	105-95 @ Denver
Dec. 31	L	104-130 @ Houston
Jan. 22	L	105-121 @ Houston
Mar. 26	W	117-110 @ Denver

2020-21 SCHEDULE (FIRST HALF)

Dec. 28 @ Denver

NUGGETS CURRENT STREAK

Overall: Won 1
Home: Won 3
Away: Loss 2

ROCKETS LAST WIN

In Houston: 121-105, Jan. 22, 2020
In Denver: 109-99, Nov. 13, 2018

NUGGETS LAST WIN

In Houston: 105-85, Oct. 28, 2015
In Denver: 117-110, Mar. 26, 2020

ROCKETS BIGGEST WIN

30 pts 125-95, Nov. 22, 2017 in Houston

NUGGETS BIGGEST WIN

37 pts 130-93, Jan. 19, 1983 in Denver

INDIANA PACERS

125 S. PENNSYLVANIA STREET - INDIANAPOLIS, IN 46204 - (317) 917-2500

Owner, Chairman & CEO . . . . . .Herbert Simon
President of Basketball Operations . . . . . .Kevin Pritchard
Head Coach . . . . . .Nate Bjorkgren
Assistant Coaches. . . . . .Greg Foster, Kaleb Canales, Bill Bayno
Sr. Dir. Medical Ops/Head Athletic Trainer . .Josh Corbeil
Director of Media Relations . . . . . .David Benner
Associate Director of Media Relations . . . . .Krissy Myers
2019-20 Record. . . . . .45-28 (Lost to Miami, 4-0, in First Round)
Arena . . . . . .Bankers Life Fieldhouse (17,923)

NUGGETS ALL-TIME VS. INDIANA

YEAR	HOME	AWAY	TOTAL	RUNNING TOTAL
76-77	2-0	1-1	3-1	3-1
77-78	1-1	1-1	2-2	5-3
78-79	2-0	1-1	3-1	8-4
79-80	1-0	0-1	1-1	9-5
80-81	1-0	0-1	1-1	10-6
81-82	0-1	0-1	0-2	10-8
82-83	1-0	0-1	1-1	11-9
83-84	0-1	0-1	0-2	11-11
84-85	1-0	1-0	2-0	13-11
85-86	1-0	1-0	2-0	15-11
86-87	1-0	0-1	1-1	16-12
87-88	0-1	1-0	1-1	17-13
88-89	1-0	0-1	1-1	18-14
89-90	0-1	0-1	0-2	18-16
90-91	0-1	0-1	0-2	18-18
91-92	0-1	0-1	0-2	18-20
92-93	1-0	0-1	1-1	19-21
93-94	1-0	0-1	1-1	20-22
94-95	0-1	1-0	1-1	21-23
95-96	0-1	0-1	0-2	21-25
96-97	0-1	0-1	0-2	21-27
97-98	0-1	0-1	0-2	21-29
98-99	0-0	0-1	0-1	21-30
99-00	0-1	0-1	0-2	21-32
00-01	1-0	0-1	1-1	22-33
01-02	0-1	0-1	0-2	22-35
02-03	1-0	0-1	1-1	23-36
03-04	0-1	0-1	0-2	23-38
04-05	1-0	1-0	2-0	25-38
05-06	1-0	1-0	2-0	27-38
06-07	1-0	1-0	2-0	29-38
07-08	0-1	1-0	1-1	30-39
08-09	1-0	0-1	1-1	31-40
09-10	1-0	1-0	2-0	33-40
10-11	1-0	0-1	1-1	34-41
11-12	0-0	1-0	1-0	35-41
12-13	1-0	1-0	2-0	37-41
13-14	1-0	0-1	1-1	38-42
14-15	1-0	1-0	2-0	40-42
15-16	1-0	0-1	1-1	41-43
16-17	1-0	1-0	2-0	43-43
17-18	1-0	0-1	1-1	44-44
18-19	1-0	0-1	1-1	45-45
19-20	0-1	1-0	1-1	46-46
TOTALS	**29-16**	**17-30**	**46-46**	**.500**

SERIES INFORMATION

2019-20 RESULTS VS. INDIANA (1-1)

Jan. 2	W	124-116 @ Indiana
Jan. 19	L	107-115 @ Denver

2020-21 SCHEDULE (FIRST HALF)

Mar. 4	@ Indiana

NUGGETS CURRENT STREAK

Overall:	Loss 1
Home:	Loss 1
Away:	Won 1

PACERS LAST WIN

In Indiana:	124-88, Mar. 24, 2020
In Denver:	115-107, Jan. 19, 2020

NUGGETS LAST WIN

In Indiana:	124-116, Jan. 2, 2017
In Denver:	102-100, Mar. 16, 2019

PACERS BIGGEST WIN

39 pts	119-80, Feb. 10, 2014 in Indiana

NUGGETS BIGGEST WIN

28 pts	140-12, Jan. 12, 2017 in Denver (in London)

LOS ANGELES CLIPPERS

6951 SOUTH CENTINELA AVE. - PLAYA VISTA, CA 90094 - (310) 862-6000

Owner . . . . . Steve Ballmer
President of Basketball Operations . . . . . Lawrence Frank
General Manager . . . . . Michael Winger
Head Coach . . . . . Tyronn Lue
Associate Head Coach . . . . . Daniel Craig
Assistant Coaches . . . . . Kenny Atkinson, Chauncey Billups, Larry Drew, Roy Rogers, Brendan O'Connor, Jeremy Castleberry
Dir. Med. Services/Head Athletic Trainer . . . Jasen Powell
Director of Communications . . . . . Dennis Rogers
2018-19 Record . . . . . 49-23 (Lost to Denver, 4-3, in estern Conference Semifinals)
Arena . . . . . STAPLES Center (19,060)

NUGGETS ALL-TIME VS. L.A. CLIPPERS

YEAR	HOME	AWAY	TOTAL	RUNNING TOTAL
76-77	2-0	0-2	2-2	2-2
77-78	2-0	1-1	3-1	5-3
78-79*	1-1	1-1	2-2	7-5
79-80	3-0	0-3	3-3	10-8
80-81	1-1	2-1	3-2	13-10
81-82	3-0	2-0	5-0	18-10
82-83	2-0	1-2	3-2	21-12
83-84	3-0	0-2	3-2	24-14
84-85$	1-1	1-2	2-3	26-17
85-86	3-0	1-1	4-1	30-18
86-87	2-0	0-3	2-3	32-21
87-88	3-0	2-0	5-0	37-21
88-89	2-0	0-2	2-2	39-23
89-90	2-0	0-2	2-2	41-25
90-91	0-2	0-2	0-4	41-29
91-92	0-2	0-2	0-4	41-33
92-93	1-1	1-1	2-2	43-35
93-94	1-1	2-0	3-1	46-36
94-95	2-0	2-0	4-0	50-36
95-96	1-1	0-2	1-3	51-39
96-97	1-1	0-2	1-3	52-42
97-98	1-1	1-1	2-2	54-44
98-99	2-0	1-0	3-0	57-44
99-00	2-0	1-1	3-1	60-45
00-01	2-0	0-2	2-2	62-47
01-02	1-1	0-2	1-3	63-50
02-03	1-1	0-2	1-3	64-53
03-04	1-1	1-1	2-2	66-55
04-05	1-1	1-0	2-1	68-56
05-06	1-1	0-2	1-3	69-59
06-07	1-0	1-1	2-1	71-60
07-08	2-0	1-1	3-1	74-61
08-09	2-0	2-0	4-0	78-61
09-10	2-0	0-1	2-1	80-62
10-11	2-0	0-2	2-2	82-64
11-12	0-2	1-1	1-3	83-67
12-13	2-0	0-1	2-1	85-68
13-14	2-0	0-2	2-2	87-70
14-15	1-1	0-2	1-3	88-73
15-16	0-1	1-1	1-2	89-75
16-17	2-0	1-1	3-1	92-76
17-18	0-1	1-1	1-2	93-78
18-19	2-0	1-1	3-1	96-79
19-20	1-1	0-1	1-2	97-81
TOTALS	**67-23**	**30-58**	**97-81**	**.545**

SERIES INFORMATION

2019-20 RESULTS VS. LA CLIPPERS (1-2)

Jan. 11	W	114-104 @ Denver
Feb. 28	L	103-132 @ Los Angeles
Mar. 18	L	111-124 @ Denver

2020-21 SCHEDULE (FIRST HALF)

Dec. 25	@ Denver

NUGGETS CURRENT STREAK

Overall:	Loss 2
Home:	Loss 1
Away:	Loss 1

CLIPPERS LAST WIN

In Los Angeles:	132-103, Feb. 28, 2020
In Denver:	124-111, Mar. 18, 2020

NUGGETS LAST WIN

In Los Angeles:	107-98, Oct. 17, 2018
In Denver:	123-96, Feb. 24, 2019

CLIPPERS BIGGEST WIN

34 pts	122-88, Apr. 11, 1992 in L.A.

NUGGETS BIGGEST WIN

46 pts	139-93, Nov. 6, 1987 in Denver

* Moved to San Diego for the '78-79 season
$ Moved to Los Angeles for the '84-85 season
Record vs. Buffalo: 5-3 (4-0 home, 1-3 away) - 2 years
Record vs. San Diego: 19-11 (13-2 home, 6-9 away) - 6 years
Record vs. Los Angeles: 68-62 (47-19 home, 21-43 away) - 33 years

LOS ANGELES LAKERS

2275 E. MARIPOSA AVE. - EL SEGUNDO, CA 90245 - (310) 426-6000

Governor . . . . . Jeanie Buss
General Manager . . . . . Rob Pelinka
Head Coach . . . . . Frank Vogel
Assistant Coaches . . . . . Jason Kidd, Lionel Hollins, Phil Handy, Miles Simon, Mike Penberthy, Quinton Crawford
Head Athletic Trainer . . . . . Nina Hsieh
Director, Media Relations . . . . . Allison Bogli
2019-20 Record . . . . . 52-19 (Defated Miami, 4-2, in NBA Finals)
Arena . . . . . Staples Center (18,997)

NUGGETS ALL-TIME VS. L.A. LAKERS

YEAR	HOME	AWAY	TOTAL	RUNNING TOTAL
76-77	2-0	0-2	2-2	2-2
77-78	2-0	1-1	3-1	5-3
78-79	2-0	1-1	3-1	8-4
79-80	1-2	0-3	1-5	9-9
80-81	1-1	2-1	3-2	12-11
81-82	1-2	0-2	1-4	13-15
82-83	0-2	1-2	1-4	14-19
83-84	0-3	1-1	1-4	15-23
84-85	0-2	2-1	2-3	17-26
85-86	2-1	1-1	3-2	20-28
86-87	0-2	0-3	0-5	20-33
87-88	2-1	1-1	3-2	23-35
88-89	1-1	0-2	1-3	24-38
89-90	0-2	0-2	0-4	24-42
90-91	0-2	0-2	0-4	24-46
91-92	1-1	0-2	1-3	25-49
92-93	1-1	0-2	1-3	26-52
93-94	1-1	2-0	3-1	29-53
94-95	0-2	2-0	2-2	31-55
95-96	1-1	1-1	2-2	33-57
96-97	0-2	0-2	0-4	33-61
97-98	0-2	0-2	0-4	33-65
98-99	1-1	0-1	1-2	34-67
99-00	1-1	0-2	1-3	35-70
00-01	2-0	0-2	2-2	37-72
01-02	0-2	1-1	1-3	38-75
02-03	0-2	0-2	0-4	38-79
03-04	1-1	0-2	1-3	39-82
04-05	2-0	0-2	2-2	41-84
05-06	1-1	0-1	1-2	42-86
06-07	2-0	1-1	3-1	45-87
07-08	0-1	0-2	0-3	45-90
08-09	1-1	0-2	1-3	46-93
09-10	2-0	1-1	3-1	49-94
10-11	1-1	1-0	2-1	51-95
11-12	1-1	0-2	1-3	52-98
12-13	2-0	1-1	3-1	55-99
13-14	2-0	1-0	3-0	58-99
14-15	1-1	2-0	3-1	61-100
15-16	1-1	2-0	3-1	64-101
16-17	1-0	1-1	2-1	66-102
17-18	2-0	0-2	2-2	68-104
18-19	1-0	1-1	2-1	70-105
19-20	0-2	1-1	1-3	71-108
TOTALS	**43-47**	**28-61**	**71-108**	**.397**

SERIES INFORMATION

2019-20 RESULTS VS. LA LAKERS (1-3)

Dec. 3	L	96-105 @ Denver
Dec. 22	W	128-104 @ Los Angeles
Feb. 12	L	116-120 @ Denver
Mar. 15	L	121-124 @ Los Angeles

2020-21 SCHEDULE (FIRST HALF)

Feb. 4	@ Los Angeles
Feb. 14	@ Denver

NUGGETS CURRENT STREAK

Overall:	Loss 2
Home:	Loss 1
Away:	Loss 1

LAKERS LAST WIN

In Los Angeles:	124-121, Mar. 15, 2020
In Denver:	120-116, Feb. 12, 2020

NUGGETS LAST WIN

In Los Angeles:	128-104, Dec. 22, 2019
In Denver:	117-85, Nov. 27, 2018

LAKERS BIGGEST WIN

39 pts	131-92, Feb. 19, 1998 in Los Angeles

NUGGETS BIGGEST WIN

32 pts	117-85, Nov. 27, 2018 in Denver

MEMPHIS GRIZZLIES

191 BEALE ST. - MEMPHIS, TN 38103 - (901) 205-1234

Controlling Owner & Chairman . . . . . .Robert J. Pera
Team President . . . . . .Jason Wexler
GM/EVP of Basketball Operations. . . . . .Zachary Z. Kleiman
Head Coach . . . . . .Taylor Jenkins
Assistant Coaches. . . . . .Blake Ahearn, Brad Jones, Darko Rajakovic, David McClure,
. . . . . .James "Scoonie" Penn, Sonia RamanVitaly Potapenko
Director of Sports Medicine . . . . . .Eric Oetter
Sr. Director of Comm. & Publications . . . . . .Jason Wallace
2019-20 Record. 34-49
Arena . . . . . .FedExForum (17,794)

NUGGETS ALL-TIME VS. MEMPHIS

YEAR	HOME	AWAY	TOTAL	RUNNING TOTAL
95-96	1-1	2-0	3-1	3-1
96-97	2-0	1-1	3-1	6-2
97-98	1-1	0-2	1-3	7-5
98-99	2-0	1-1	3-1	10-6
99-00	2-0	0-2	2-2	12-8
00-01	2-0	2-0	4-0	16-8
01-02*	2-0	1-1	3-1	19-9
02-03	2-0	0-2	2-2	21-11
03-04	2-0	0-2	2-2	23-13
04-05	2-0	2-0	4-0	27-13
05-06	2-0	0-1	2-1	29-14
06-07	1-1	1-1	2-2	31-16
07-08	2-0	2-0	4-0	35-16
08-09	1-0	2-0	3-0	38-16
09-10	2-0	1-1	3-1	41-17
10-11	2-0	0-1	2-1	43-18
11-12	0-1	0-2	0-3	43-21
12-13	2-0	1-1	3-1	46-22
13-14	1-1	0-2	1-3	47-25
14-15	1-0	0-2	1-2	48-27
15-16	0-2	1-1	1-3	49-30
16-17	0-2	0-1	0-3	49-33
17-18	2-0	1-1	3-1	52-34
18-19	1-0	1-1	2-1	54-35
19-20	1-0	1-1	2-1	56-36
TOTALS	**36-9**	**20-27**	**56-36**	**.609**

* Moved to Memphis for 2001-02 season.
Record vs. Vancouver: 16-8 (10-2 home, 6-6 away) - 6 years
Record vs. Memphis: 33-25 (22-6 home, 11-19 away) - 16 years

SERIES INFORMATION

2019-20 RESULTS VS. MEMPHIS (2-1)

Nov. 17	W	131-114 @ Memphis
Dec. 28	W	119-110 @ Denver
Jan. 28	L	96-104 @ Memphis

2020-21 SCHEDULE (FIRST HALF)

NUGGETS CURRENT STREAK

Overall:	Loss 1
Home:	Won 4
Away:	Loss 1

GRIZZLIES LAST WIN

In Memphis:	104-96, Jan. 28, 2020
In Denver:	105-98, Feb. 26, 2017

NUGGETS LAST WIN

In Memphis:	131-114, Nov. 17, 2019
In Denver:	119-110, Dec. 28, 2019

GRIZZLIES BIGGEST WIN

30 pts 99-69, Jan. 29, 2015, in Memphis

NUGGETS BIGGEST WIN

29 pts 114-85, Jan. 3, 2015 in Denver

MIAMI HEAT

601 BISCAYNE BLVD. - MIAMI, FL 33132 - (786) 777-HEAT

Managing General Partner . . . . . Micky Arison
President . . . . . Pat Riley
Senior VP, Basketball Ops./GM . . . . . Andy Elisburg
Head Coach . . . . . Erik Spoelstra
Assistant Coaches . . . . . Malik Allen, Chris Quinn, Caron Butler, Octavio de la Grana
Head Athletic Trainer . . . . . Jay Sabol
Vice President, Sports Media Relations . . . . Tim Donovan
Sr. Director, Sports Media Relations . . . . . Rob Wilson
2019-20 Record . . . . . 44-29 (Lost to L.A. Lakers, 4-2, in NBA Finals)
Arena . . . . . American Airlines Arena (19,600)

NUGGETS ALL-TIME VS. MIAMI

YEAR	HOME	AWAY	TOTAL	RUNNING TOTAL
88-89	3-0	2-1	5-1	5-1
89-90	1-0	1-0	2-0	7-1
90-91	0-1	0-1	0-2	7-3
91-92	0-1	0-1	0-2	7-5
92-93	0-1	0-1	0-2	7-7
93-94	1-0	0-1	1-1	8-8
94-95	1-0	1-0	2-0	10-8
95-96	0-1	0-1	0-2	10-10
96-97	0-1	0-1	0-2	10-12
97-98	0-1	0-1	0-2	10-14
98-99	0-0	0-1	0-1	10-15
99-00	0-1	0-1	0-2	10-17
00-01	0-1	0-1	0-2	10-19
01-02	0-1	0-1	0-2	10-21
02-03	1-0	1-0	2-0	12-21
03-04	1-0	0-1	1-1	13-22
04-05	1-0	0-1	1-1	14-23
05-06	1-0	1-0	2-0	16-23
06-07	1-0	1-0	2-0	18-23
07-08	1-0	1-0	2-0	20-23
08-09	1-0	1-0	2-0	22-23
09-10	1-0	0-1	1-1	23-24
10-11	1-0	0-1	1-1	24-25
11-12	1-0	0-0	1-0	25-25
12-13	0-1	0-1	0-2	25-27
13-14	0-1	1-0	1-1	26-28
14-15	1-0	0-1	1-1	27-29
15-16	0-1	0-1	0-2	27-31
16-17	0-1	1-0	1-1	28-32
17-18	1-0	0-1	1-1	29-33
18-19	1-0	1-0	2-0	31-33
19-20	1-1	---	1-1	32-34
TOTALS	**20-14**	**12-20**	**32-34**	**.485**

SERIES INFORMATION

2019-20 RESULTS VS. MIAMI (1-1)

Nov. 5	W	109-89 @ Denver
Aug. 1	L	105-125 @ Denver*

*in Orlando due to COVID-19

2020-21 SCHEDULE (FIRST HALF)

Jan. 27	@ Miami

NUGGETS CURRENT STREAK

Overall:	Loss 1
Home:	Loss 1
Away:	Won 1

HEAT LAST WIN

In Miami:	141-149 (2OT), Mar. 19, 2018
In Denver:	125-105, Aug. 1, 2020*

*in Orlando due to COVID-19

NUGGETS LAST WIN

In Miami:	103-99, Jan. 8, 2019
In Denver:	109-89, Nov. 5, 2019

HEAT BIGGEST WIN

29 pts	141-112, Feb. 14, 1991 in Miami

NUGGETS BIGGEST WIN

31 pts	135-104, Dec. 23, 1989 in Miami

MILWAUKEE BUCKS

1001 N. FOURTH STREET - MILWAUKEE, WI 53203 - (414) 227-0500

Owners ..... Wes Edens, Marc Lasry, Jamie Dinan & Mike Fascitelli
General Manager ..... Jon Horst
Head Coach ..... Mike Budenholzer
Assistant Coaches ..... Darvin Ham, Charles Lee, Ben Sullivan, Patrick St. Andrews, Chad Forcier, Vin Baker, Josh Oppenheimer
Head Atheltic Trainer ..... Scott Faust
Vice President of Communications ..... Dan Smyczek
2018-19 Record ..... 56-17 (Lost to Miami, 4-1, in Eastern Conference Semifinals)
Arena ..... BMO Harris Bradley Center (18,717)

NUGGETS ALL-TIME VS. MILWAUKEE

YEAR	HOME	AWAY	TOTAL	RUNNING TOTAL
76-77	2-0	1-1	3-1	3-1
77-78	2-0	1-1	3-1	6-2
78-79	2-0	0-2	2-2	8-4
79-80	2-1	1-2	3-3	11-7
80-81	1-0	0-1	1-1	12-8
81-82	0-1	1-0	1-1	13-9
82-83	1-0	1-0	2-0	15-9
83-84	1-0	0-1	1-1	16-10
84-85	1-0	0-1	1-1	17-11
85-86	1-0	1-0	2-0	19-11
86-87	1-0	0-1	1-1	20-12
87-88	1-0	0-1	1-1	21-13
88-89	0-1	0-1	0-2	21-15
89-90	1-0	0-1	1-1	22-16
90-91	0-1	1-0	1-1	23-17
91-92	1-0	0-1	1-1	24-18
92-93	1-0	0-1	1-1	25-19
93-94	1-0	1-0	2-0	27-19
94-95	1-0	1-0	2-0	29-19
95-96	1-0	0-1	1-1	30-20
96-97	1-0	0-1	1-1	31-21
97-98	0-1	0-1	0-2	31-23
98-99	1-0	0-0	1-0	32-23
99-00	1-0	1-0	2-0	34-23
00-01	1-0	0-1	1-1	35-24
01-02	0-1	0-1	0-2	35-26
02-03	1-0	0-1	1-1	36-27
03-04	1-0	1-0	2-0	38-27
04-05	1-0	1-0	2-0	40-27
05-06	0-1	1-0	1-1	41-28
06-07	1-0	1-0	2-0	43-28
07-08	1-0	0-1	1-1	44-29
08-09	1-0	0-1	1-1	45-30
09-10	0-1	0-1	0-2	45-32
10-11	1-0	1-0	2-0	47-32
11-12	1-0	1-0	2-0	49-32
12-13	1-0	1-0	2-0	51-32
13-14	1-0	1-0	2-0	53-32
14-15	1-0	0-1	1-1	54-33
15-16	1-0	0-1	1-1	55-34
16-17	1-0	1-0	2-0	57-34
17-18	1-0	1-0	2-0	59-34
18-19	0-1	0-1	0-2	59-36
19-20	1-0	1-0	2-0	61-36
TOTALS	**40-9**	**21-27**	**61-36**	**.629**

SERIES INFORMATION

2019-20 RESULTS VS. MILWAUKEE (2-0)

Jan. 31	W	127-115 @ Milwaukee
Mar. 9	W	109-95 @ Denver

2020-21 SCHEDULE (FIRST HALF)

Feb. 8	@ Denver
Mar. 2	@ Milwaukee

NUGGETS CURRENT STREAK

Overall:	Won 2
Home:	Won 1
Away:	Won 1

BUCKS LAST WIN

In Milwaukee:	104-98, Nov. 19, 2018
In Denver:	121-114, Nov. 11, 2018

NUGGETS LAST WIN

In Milwaukee:	127-115, Jan. 31, 2020
In Denver:	109-95, Mar. 9, 2020

BUCKS BIGGEST WIN

48 pts	143-95, Mar. 27, 1980 in Milwaukee

NUGGETS BIGGEST WIN

23 pts	135-112, Feb. 2, 2000 in Denver

MINNESOTA TIMBERWOLVES

600 HENNEPIN AVENUE, SUITE 300 - MINNEAPOLIS, MN 55403 - (612) 673-1600

Owner ..... Glen Taylor
President of Basketball Ops ..... Gersson Rosas
General Manager ..... Scott Layden
Head Coach ..... Ryan Saunders
Associate Head Coach ..... David Vanterpool
Assistant Coaches ..... Pablo Prigioni, Bryan Gates, Kevin Hanson, Kevin Burleson
VP of Player Health/Head Athletic Trainer ..... Gregg Farnam
VP of Communications ..... Bri Bauer
2019-20 Record 19-45
Arena ..... Target Center (18,978)

NUGGETS ALL-TIME VS. MINNESOTA

YEAR	HOME	AWAY	TOTAL	RUNNING TOTAL
89-90	2-0	3-0	5-0	5-0
90-91	3-0	0-2	3-2	8-2
91-92	1-1	1-2	2-3	10-5
92-93	3-0	0-2	3-2	13-7
93-94	2-0	2-1	4-1	17-8
94-95	3-0	3-0	6-0	23-8
95-96	2-0	2-0	4-0	27-8
96-97	0-2	0-2	0-4	27-12
97-98	1-1	0-2	1-3	28-15
98-99	0-2	0-1	0-3	28-18
99-00	1-1	1-1	2-2	30-20
00-01	1-1	1-1	2-2	32-22
01-02	1-1	1-1	2-2	34-24
02-03	0-2	0-2	0-4	34-28
03-04	1-1	0-2	1-3	35-31
04-05	1-1	1-1	2-2	37-33
05-06	2-0	1-1	3-1	40-34
06-07	1-1	1-1	2-2	42-36
07-08	2-0	2-0	4-0	46-36
08-09	2-0	2-0	4-0	50-36
09-10	1-1	2-0	3-1	53-37
10-11	2-0	2-0	4-0	57-37
11-12	2-0	1-1	3-1	60-38
12-13	1-1	1-1	2-2	62-40
13-14	1-1	1-1	2-2	64-42
14-15	1-1	2-0	3-1	67-43
15-16	1-1	2-0	3-1	70-44
16-17	1-1	1-1	2-2	72-46
17-18	1-1	0-2	1-3	73-49
18-19	2-0	2-0	4-0	77-49
19-20	2-0	2-0	4-0	81-49
TOTALS	**44-21**	**37-28**	**81-49**	**.623**

SERIES INFORMATION

2019-20 RESULTS VS. MINNESOTA (4-0)

Nov. 10	W	100-98 (OT) @ Minnesota
Dec. 20	W	109-100 @ Denver
Jan. 20	W	107-100 @ Minnesota
Feb. 23	W	128-116 @ Denver

2020-21 SCHEDULE (FIRST HALF)

Jan. 3	@ Minnesota
Jan. 5	@ Denver

NUGGETS CURRENT STREAK

Overall:	Won 8
Home:	Won 5
Away:	Won 4

TIMBERWOLVES LAST WIN

In Minneapolis:	112-106 (OT), Apr. 11, 2018
In Denver:	112-104 , Dec. 20, 2018

NUGGETS LAST WIN

In Minneapolis:	107-100, Jan. 20, 2020
In Denver:	128-116, Feb. 23, 2020

TIMBERWOLVES BIGGEST WIN

27 pts	117-90, Feb. 12, 2014 in Minnesota
	107-80, Feb. 13, 1998 in Denver

NUGGETS BIGGEST WIN

29 pts	131-102, Apr. 26, 2012 in Minn.

NEW ORLEANS PELICANS

5800 AIRLINE DRIVE - METAIRIE, LA 70003 - (504) 593-4700

Owner ..... Gayle Benson
President ..... Dennis Lauscha
General Manager ..... Trajan Langdon
Head Coach ..... Stan Van Gundy
Assistant Coaches ..... Bob Beyer, Casey Hill, Fred Vinson, Rex Walters, Teresa Weatherspoon
Head Athletic Trainer ..... Tom Maystadt
Director of Basketball Communications ..... Matt Ryan
Basketball Communications Manager ..... Will McClaran
2019-20 Record 30-42
Arena ..... Smoothie King Center (16,867)

NUGGETS ALL-TIME VS. NEW ORLEANS

YEAR	HOME	AWAY	TOTAL	RUNNING TOTAL
02-03*	0-1	0-1	0-2	0-2
03-04	1-0	0-1	1-1	1-3
04-05	2-0	2-0	4-0	5-3
05-06^	0-1	2-0	2-1	7-4
06-07^	1-1	1-1	2-2	9-6
07-08	1-1	0-1	1-2	10-8
08-09	1-1	1-1	2-2	12-10
09-10	2-0	1-1	3-1	15-11
10-11	0-1	1-1	1-2	16-13
11-12	1-1	1-1	2-2	18-15
12-13	2-0	0-1	2-1	20-16
13-14#	2-0	0-2	2-2	22-18
14-15	1-1	2-0	3-1	25-19
15-16	0-1	1-1	1-2	26-21
16-17	1-1	2-0	3-1	29-22
17-18	2-0	0-1	2-1	31-23
18-19	1-1	1-1	2-2	33-25
19-20	0-1	1-1	1-2	34-27
TOTALS	**18-12**	**16-15**	**34-27**	**.557**

* Moved to New Orleans for 2002-03 season.
^ New Orleans/Oklahoma City for 2005-06 and '06-07 seasons.
# Became the New Orleans Pelicans in 2013-14
Record vs. Pelicans 9-6 (4-3 home, 5-3 away) - 4 years
Record vs. Hornets 16-13 (10-5 home, 6-8 away) - 9 years
Record vs. New Orleans/Oklahoma City Hornets 4-3 (1-2 home, 3-1 away) - 2 years.

SERIES INFORMATION

2019-20 RESULTS VS. NEW ORLEANS (1-2)

Oct. 31	L	107-122 @ New Orleans
Dec. 25	L	100-112 @ Denver
Jan. 24	W	113-106 @ New Orleans

2020-21 SCHEDULE (FIRST HALF)

NUGGETS CURRENT STREAK

Overall:	Won 1
Home:	Loss 2
Away:	Won 1

PELICANS LAST WIN

In New Orleans: 122-107, Oct. 31, 2019
In Denver: 112-100, Dec. 25, 2019

NUGGETS LAST WIN

In New Orleans: 113-106, Jan. 24, 2020
In Denver: 116-111, Oct. 29, 2018

PELICANS BIGGEST WIN

25 pts 115-90, Mar. 26, 2017 in Denver

NUGGETS BIGGEST WIN

32 pts 146-114, Nov. 17, 2017 in Denver

NEW YORK KNICKS

TWO PENNSYLVANIA PLAZA - NEW YORK, NY 10121 - (212) 465-6471

Executive Chairman and CEO . . . . . James L. Dolan
President . . . . . Leon Rose
General Manager . . . . . Scott Perry
Head Coach . . . . . Tom Thibodeau
Associate Head Coach . . . . . Johnnie Bryant
Assistant Coaches . . . . . Darren Erman, Andy Greer, Larry Greer, Kenny Payne, Mike Woodson
Head Athletic Trainer . . . . . Roger Hinds
Director, Media Relations . . . . . Gregg Schwartz
2019-20 Record 21-45
Arena . . . . . Madison Square Garden (19,812)

NUGGETS ALL-TIME VS. NEW YORK

YEAR	HOME	AWAY	TOTAL	RUNNING TOTAL
76-77	1-1	1-1	2-2	2-2
77-78	0-2	1-1	1-3	3-5
78-79	2-0	1-1	3-1	6-6
79-80	1-0	0-1	1-1	7-7
80-81	0-1	0-1	0-2	7-9
81-82	1-0	0-1	1-1	8-10
82-83	0-1	0-1	0-2	8-12
83-84	0-1	1-0	1-1	9-13
84-85	1-0	0-1	1-1	10-14
85-86	1-0	0-1	1-1	11-15
86-87	1-0	1-0	2-0	13-15
87-88	1-0	0-1	1-1	14-16
88-89	1-0	0-1	1-1	15-17
89-90	0-1	1-0	1-1	16-18
90-91	1-0	0-1	1-1	17-19
91-92	0-1	0-1	0-2	17-21
92-93	1-0	0-1	1-1	18-22
93-94	1-0	0-1	1-1	19-23
94-95	0-1	0-1	0-2	19-25
95-96	0-1	1-0	1-1	20-26
96-97	0-1	0-1	0-2	20-28
97-98	0-1	0-1	0-2	20-30
98-99	Did not play			
99-00	0-1	1-0	1-1	21-31
00-01	1-0	0-1	1-1	22-32
01-02	1-0	1-0	2-0	24-32
02-03	0-1	0-1	0-2	24-34
03-04	1-0	0-1	1-1	25-35
04-05	1-0	0-1	1-1	26-36
05-06	1-0	1-0	2-0	28-36
06-07	0-1	1-0	1-1	29-37
07-08	1-0	0-1	1-1	30-38
08-09	1-0	1-0	2-0	32-38
09-10	1-0	0-1	1-1	33-39
10-11	1-0	0-1	1-1	34-40
11-12	0-0	1-0	1-0	35-40
12-13	1-0	0-1	1-1	36-41
13-14	1-0	0-1	1-1	37-42
14-15	1-0	0-1	1-1	38-43
15-16	1-0	1-0	2-0	40-43
16-17	1-0	1-0	2-0	42-43
17-18	1-0	0-1	1-1	43-44
18-19	1-0	1-0	2-0	45-44
19-20	1-0	1-0	2-0	47-44
TOTALS	**30-15**	**17-29**	**47-44**	**.516**

SERIES INFORMATION

2019-20 RESULTS VS. NEW YORK (2-0)

Dec. 5	W	129-92 @ New York
Dec. 15	W	111-105 @ Denver

2020-21 SCHEDULE (FIRST HALF)

Jan. 10	@ New York

NUGGETS CURRENT STREAK

Overall:	Won 5
Home:	Won 12
Away:	Won 2

KNICKS LAST WIN

In New York:	116-110, Oct. 30, 2017
In Denver:	109-107, Nov. 8, 2006

NUGGETS LAST WIN

In New York:	129-92, Dec. 5, 2019
In Denver:	111-105, Dec. 15, 2019

KNICKS BIGGEST WIN

27 pts	117-90, Feb. 7, 2014 in New York

NUGGETS BIGGEST WIN

37 pts	129-92, Dec. 5, 2019 in New York

OKLAHOMA CITY THUNDER

208 THUNDER DR. - OKLAHOMA CITY, OK 73102 - (405) 208-4800

Chairman.....Clay Bennett
Exec. VP & General Manager.....Sam Presti
Head Coach.....Mark Daigneault
Assistant Coaches.....Dave Bliss, Mike Wilks, David Akinyooye, Mike Miller
Head Athletic Trainer.....Joe Sharpe
VP of Basketball Communications.....Matt Tumbleson
Senior Basketball Communications Lead...John Read
2019-20 Record.....44-28 (Lost to Houston, 4-3, in First Round)
Arena.....Chesapeake Energy Arena (18,203)

NUGGETS ALL-TIME VS. OKLAHOMA CITY

YEAR	HOME	AWAY	TOTAL	RUNNING TOTAL
76-77	2-0	2-0	4-0	4-0
77-78	1-1	0-2	1-3	5-3
78-79	1-1	2-0	3-1	8-4
79-80	1-2	0-3	1-5	9-9
80-81	2-0	1-2	3-2	12-11
81-82	1-2	1-1	2-3	14-14
82-83	2-0	1-2	3-2	17-16
83-84	2-1	0-2	2-3	19-19
84-85	1-1	2-1	3-2	22-21
85-86	2-1	0-2	2-3	24-24
86-87	2-0	0-3	2-3	26-27
87-88	3-0	1-1	4-1	30-28
88-89	2-0	0-2	2-2	32-30
89-90	2-0	0-2	2-2	34-32
90-91	0-2	0-2	0-4	34-36
91-92	1-1	0-2	1-3	35-39
92-93	0-2	1-1	1-3	36-42
93-94	2-0	0-2	2-2	38-44
94-95	1-1	0-2	1-3	39-47
95-96	1-1	0-2	1-3	40-50
96-97	0-2	0-2	0-4	40-54
97-98	0-2	0-2	0-4	40-58
98-99	2-0	0-2	2-2	42-60
99-00	1-1	0-2	1-3	43-63
00-01	2-0	0-2	2-2	45-65
01-02	2-0	1-1	3-1	48-66
02-03	0-2	1-1	1-3	49-69
03-04	1-1	1-1	2-2	51-71
04-05	1-1	1-1	2-2	53-73
05-06	1-1	1-1	2-2	55-75
06-07	1-1	2-0	3-1	58-76
07-08	2-0	1-1	3-1	61-77
08-09*	2-0	2-0	4-0	65-77
09-10	2-0	1-1	3-1	68-78
10-11	1-1	0-2	1-3	69-81
11-12	0-1	1-1	1-2	70-83
12-13	2-0	1-1	3-1	73-84
13-14	1-1	0-2	1-3	74-87
14-15	1-1	0-2	1-3	75-90
15-16	0-2	0-2	0-4	75-94
16-17	0-2	1-1	1-3	76-97
17-18	2-0	1-1	3-1	79-98
18-19	2-0	2-0	4-0	83-98
19-20	1-0	1-1	2-1	85-99
TOTALS	**56-35**	**29-64**	**85-99**	**.462**

SERIES INFORMATION

2019-20 RESULTS VS. OKLAHOMA CITY (2-1)

Dec. 14	W	110-102 @ Denver
Feb. 21	L	101-113 @ OKC
Aug. 3	W	121-113 (OT) @ OKC*

*in Orlando due to COVID-19

2020-21 SCHEDULE (FIRST HALF)

Jan 19	@ Denver
Feb. 12	@ Denver
Feb. 27	@ Oklahoma City

NUGGETS CURRENT STREAK

Overall:	Won 1
Home:	Won 5
Away:	Won 1

THUNDER LAST WIN

In OKC:	113-101, Feb. 21, 2020
In Denver:	106-105, Apr. 9, 2017

NUGGETS LAST WIN

In OKC:	121-113 (OT), Aug. 3, 2020*
In Denver:	110-102, Dec. 14, 2019

*in Orlando due to COVID-19

THUNDER BIGGEST WIN

47 pts	146-99, Jan. 15, 1991 in Seattle

NUGGETS BIGGEST WIN

52 pts	168-116, March 16, 2008 in Denver

* Moved to Oklahoma City for 2008-09 season.
Record vs. Seattle: 61-77 (42-27 home, 19-50 away) - 32 years
Record vs. Oklahoma City: 15-20 (9-8 home, 6-12 away) - 9 years

ORLANDO MAGIC

8701 MAITLAND SUMMIT BLVD. - ORLANDO, FL 32810 - (407) 916-2400

Chairman/Governor.....Dan DeVos
President of Basketball Operations.....Jeff Weltman
General Manager.....John Hammond
Head Coach.....Steve Clifford
Assistant Coaches.....Mike Batiste, Tyrone Corbin, Pat Delany, Steve Hetzel, Bruce Kreutzer
Head Athletic Trainer.....Ernest Eugene
Sr. Director of Communications.....George Galante
2018-19 Record.....33-40 (Lost to Milwaukee, 4-1, in First Round)
Arena.....Amway Center (18,846)

NUGGETS ALL-TIME VS. ORLANDO

YEAR	HOME	AWAY	TOTAL	RUNNING TOTAL
89-90	1-0	1-0	2-0	2-0
90-91	2-0	0-3	2-3	4-3
91-92	1-0	1-0	2-0	6-3
92-93	0-1	0-1	0-2	6-5
93-94	1-0	0-1	1-1	7-6
94-95	0-1	0-1	0-2	7-8
95-96	1-0	0-1	1-1	8-9
96-97	0-1	0-1	0-2	8-11
97-98	0-1	0-1	0-2	8-13
98-99		Did not play		
99-00	0-1	0-1	0-2	8-15
00-01	0-1	0-1	0-2	8-17
01-02	0-1	0-1	0-2	8-19
02-03	0-1	0-1	0-2	8-21
03-04	1-0	0-1	1-1	9-22
04-05	1-0	0-1	1-1	10-23
05-06	1-0	0-1	1-1	11-24
06-07	1-0	0-1	1-1	12-25
07-08	1-0	0-1	1-1	13-26
08-09	0-1	1-0	1-1	14-27
09-10	1-0	0-1	1-1	15-28
10-11	1-0	0-1	1-1	16-29
11-12	1-0	1-0	2-0	18-29
12-13	1-0	0-1	1-1	19-30
13-14	1-0	1-0	2-0	21-30
14-15	1-0	1-0	2-0	23-30
15-16	0-1	0-1	0-2	23-32
16-17	1-0	1-0	2-0	25-32
17-18	1-0	1-0	2-0	27-32
18-19	1-0	1-0	2-0	29-32
19-20	1-0	1-0	2-0	31-32
TOTALS	**21-10**	**10-22**	**31-32**	**.492**

SERIES INFORMATION

2019-20 RESULTS VS. ORLANDO (2-0)

Nov. 2	W	91-87 @ Orlando
Dec. 18	W	113-104 @ Denver

2020-21 SCHEDULE (FIRST HALF)

NUGGETS CURRENT STREAK

Overall: Won 8
Home: Won 4
Away: Won 4

MAGIC'S LAST WIN

In Orlando: 116-110, Mar. 15, 2016
In Denver: 85-74, Dec. 8, 2015

NUGGETS LAST WIN

In Orlando: 91-87, Nov. 2, 2019
In Denver: 113-104, Dec. 18, 2019

MAGIC'S BIGGEST WIN

39 pts 155-116, Dec. 12, 1990 in Orlando

NUGGETS BIGGEST WIN

36 pts 141-105, Jan. 11, 1990 in Denver

PHILADELPHIA 76ERS

3 BANNER WAY - CAMDEN, NJ 08103 - (215) 339-7600

Managing Partners . . . . . Josh Harris, David Blitzer
President of Basketball Operations . . . . . Daryl Morey
General Manager . . . . . Elton Brand
Head Coach . . . . . Doc Rivers
Assistant Coaches . . . . . Dave Joerger, Sam Cassell, Dan Burke, Brian Adams, Eric Hughes, Popeye Jones
Head Athletic Trainer . . . . . Kevin Johnson
VP of Public Relations . . . . . Dave Sholler
2019-20 Record . . . . . 43-30 (Lost to Boston, 4-0, in First Round)
Arena . . . . . Wells Fargo Center (20,155)

NUGGETS ALL-TIME VS. PHILADELPHIA

YEAR	HOME	AWAY	TOTAL	RUNNING TOTAL
76-77	1-1	0-2	1-3	1-3
77-78	1-1	0-2	1-3	2-6
78-79	0-1	0-2	0-3	2-9
79-80	0-1	0-1	0-2	2-11
80-81	1-0	0-1	1-1	3-12
81-82	1-0	0-1	1-1	4-13
82-83	0-1	0-1	0-2	4-15
83-84	1-0	0-1	1-1	5-16
84-85	1-0	0-1	1-1	6-17
85-86	0-1	1-0	1-1	7-18
86-87	0-1	0-1	0-2	7-20
87-88	1-0	1-0	2-0	9-20
88-89	1-0	0-1	1-1	10-21
89-90	1-0	0-1	1-1	11-22
90-91	0-1	0-1	0-2	11-24
91-92	1-0	1-0	2-0	13-24
92-93	1-0	0-1	1-1	14-25
93-94	0-1	0-1	0-2	14-27
94-95	1-0	0-1	1-1	15-28
95-96	1-0	1-0	2-0	17-28
96-97	0-1	1-0	1-1	18-29
97-98	0-1	0-1	0-2	18-31
98-99		Did not play		
99-00	1-0	1-0	2-0	20-31
00-01	1-0	0-1	1-1	21-32
01-02	1-0	0-1	1-1	22-33
02-03	0-1	0-1	0-2	22-35
03-04	1-0	1-0	2-0	24-35
04-05	1-0	0-1	1-1	25-36
05-06	0-1	1-0	1-1	26-37
06-07	0-1	1-0	1-1	27-38
07-08	1-0	0-1	1-1	28-39
08-09	1-0	1-0	2-0	30-39
09-10	0-1	1-0	1-1	31-40
10-11	0-1	0-1	0-2	31-42
11-12	0-0	1-0	1-0	32-42
12-13	1-0	0-1	1-1	33-43
13-14	0-1	1-0	1-1	34-44
14-15	0-1	0-1	0-2	34-46
15-16	1-0	1-0	2-0	36-46
16-17	0-1	1-0	1-1	37-47
17-18	0-1	0-1	0-2	37-49
18-19	1-0	0-1	1-1	38-50
19-20	1-0	0-1	1-1	39-51
TOTALS	**24-20**	**15-31**	**39-51**	**.433**

SERIES INFORMATION

2019-20 RESULTS VS. PHILADELPHIA (1-1)

Nov. 8	W	100-97 @ Denver
Dec. 10	L	92-97 @ Philadelphia

2020-21 SCHEDULE

Jan. 9 @ Philadelphia

NUGGETS CURRENT STREAK

Overall: Loss 1
Home: Won 2
Away: Loss 3

76ERS LAST WIN

In Philadelphia: 97-92, Dec. 10, 2019
In Denver: 107-102, Dec. 30, 2017

NUGGETS LAST WIN

In Philadelphia: 106-98, Dec. 5, 2016
In Denver: 100-97, Nov. 8, 2019

76ERS BIGGEST WIN

31 pts 132-101, Nov. 5, 1977 in Philadelphia

NUGGETS BIGGEST WIN

30 pts 105-75, Feb. 23, 1995, in Denver

PHOENIX SUNS

201 E. JEFFERSON STREET - PHOENIX, AZ 85004 - (602) 379-7900

Managing Partner . . . . . .Robert Sarver
President . . . . . .Jason Rowley
General Manager . . . . . .James Jones
Head Coach . . . . . .Monty Williams
Assistant Coaches . . . . . .Willie Green, Kevin Young, Mark Bryant, Randy Ayers, Brian Randle
Dir. Med. Services/Head Athletic Trainer . . .David Crewe
VP, Basketball Communications . . . . . .Julie Fie
2019-20 Record 34-39
Arena . . . . . .Talking Stick Resort Arena (18,055)

NUGGETS ALL-TIME VS. PHOENIX

YEAR	HOME	AWAY	TOTAL	RUNNING TOTAL
76-77	2-0	1-1	3-1	3-1
77-78	1-1	1-1	2-2	5-3
78-79	1-1	2-0	3-1	8-4
79-80	1-2	0-3	1-5	9-9
80-81	1-2	0-2	1-4	10-13
81-82	1-1	1-2	2-3	12-16
82-83	3-0	1-1	4-1	16-17
83-84	1-1	1-2	2-3	18-20
84-85	3-0	1-1	4-1	22-21
85-86	2-0	2-1	4-1	26-22
86-87	3-0	0-2	3-2	29-24
87-88	2-0	1-2	3-2	32-26
88-89	1-1	0-2	1-3	33-29
89-90	1-1	0-2	1-3	34-32
90-91	0-2	0-2	0-4	34-36
91-92	1-1	0-2	1-3	35-39
92-93	1-1	0-2	1-3	36-42
93-94	1-1	0-2	1-3	37-45
94-95	1-1	0-2	1-3	38-48
95-96	2-0	1-1	3-1	41-49
96-97	1-1	1-1	2-2	43-51
97-98	0-2	0-2	0-4	43-55
98-99	0-2	0-1	0-3	43-58
99-00	1-1	0-2	1-3	44-61
00-01	0-2	0-2	0-4	44-65
01-02	2-0	1-1	3-1	47-66
02-03	0-2	1-1	1-3	48-69
03-04	2-0	2-0	4-0	52-69
04-05	0-2	0-2	0-4	52-73
05-06	1-1	0-2	1-3	53-76
06-07	1-1	0-1	1-2	54-78
07-08	2-0	0-2	2-2	56-80
08-09	1-0	0-2	1-2	57-82
09-10	1-1	0-2	1-3	58-85
10-11	2-0	1-1	3-1	61-86
11-12	2-0	1-0	3-0	64-86
12-13	1-0	1-1	2-1	66-87
13-14	0-2	0-2	0-4	66-91
14-15	1-1	0-1	1-2	67-93
15-16	1-1	1-1	2-2	69-95
16-17	2-0	2-0	4-0	73-95
17-18	1-1	1-0	2-1	75-96
18-19	2-0	1-1	3-1	78-97
19-20	2-0	2-0	4-0	82-97
TOTALS	**55-36**	**27-61**	**82-97**	**.458**

SERIES INFORMATION

2019-20 RESULTS VS. PHOENIX (4-0)

Oct. 25	W	108-107 (OT) @ Denver
Nov. 24	W	116-104 @ Denver
Dec. 23	W	113-111 @ Phoenix
Feb. 8	W	117-108 @ Phoenix

2020-21 SCHEDULE (FIRST HALF)

Jan. 1	@ Denver
Jan. 22	@ Phoenix
Jan. 23	@ Phoenix

NUGGETS CURRENT STREAK

Overall:	Won 5
Home:	Won 4
Away:	Won 2

SUNS LAST WIN

In Phoenix:	102-93, Jan. 12, 2019
In Denver:	108-100, Jan. 19, 2018

NUGGETS LAST WIN

In Phoenix:	117-108, Feb. 8, 2020
In Denver:	116-104, Nov. 24, 2019

SUNS BIGGEST WIN

41 pts	129-88, Dec. 27, 1992 in Phoenix

NUGGETS BIGGEST WIN

37 pts	132-95, Jan. 25, 2019 in Denver

PORTLAND TRAIL BLAZERS

ONE CENTER COURT, SUITE 200 - PORTLAND, OR 97227 - (503) 234-9291

Chair, Trustee of Paul G. Allen . . . . . .Jody Allen
President of Basketball Operations . . . . . .Neil Olshey
Head Coach . . . . . .Terry Stotts
Associate Head Coach . . . . . .Nate Tibbetts
Assistant Coaches . . . . . .Dale Osbourne, Jim Moran, John McCullough, Jannero Pargo
Head Athletic Trainer . . . . . .Geoff Clark
SVP of Basketball Communications . . . . . .Jim Taylor
2019-20 Record . . . . . .35-39 (Lost to L.A. Lakers, 4-1, in First Round)
Arena . . . . . .The Moda Center (19,441)

NUGGETS ALL-TIME VS. PORTLAND

YEAR	HOME	AWAY	TOTAL	RUNNING TOTAL
76-77	1-1	1-1	2-2	2-2
77-78	2-0	1-1	3-1	5-3
78-79	1-1	0-2	1-3	6-6
79-80	2-1	0-2	2-4	8-10
80-81	2-1	0-2	2-3	10-13
81-82	1-1	1-2	2-3	12-16
82-83	1-2	1-1	2-3	14-19
83-84	1-1	0-3	1-4	15-23
84-85	3-0	1-1	4-1	19-24
85-86	2-0	1-2	3-2	22-26
86-87	3-0	0-2	3-2	25-28
87-88	2-0	0-3	2-3	27-31
88-89	1-1	1-1	2-2	29-33
89-90	1-1	1-1	2-2	31-35
90-91	0-2	0-2	0-4	31-39
91-92	1-1	0-2	1-3	32-42
92-93	1-1	0-2	1-3	33-45
93-94	1-1	0-2	1-3	34-48
94-95	2-0	1-1	3-1	37-49
95-96	0-2	0-2	0-4	37-53
96-97	0-2	0-2	0-4	37-57
97-98	2-0	0-2	2-2	39-59
98-99	0-1	0-2	0-3	39-62
99-00	1-1	1-1	2-2	41-64
00-01	2-0	0-2	2-2	43-66
01-02	2-0	0-2	2-2	45-68
02-03	1-1	1-1	2-2	47-70
03-04	2-0	2-0	4-0	51-70
04-05	2-0	1-1	3-1	54-71
05-06	2-0	2-0	4-0	58-71
06-07	2-0	1-1	3-1	61-72
07-08	1-1	1-1	2-2	63-74
08-09	2-0	0-2	2-2	65-76
09-10	2-0	1-1	3-1	68-77
10-11	2-0	0-2	2-2	70-79
11-12	1-0	0-2	1-2	71-81
12-13	2-0	1-1	3-1	74-82
13-14	0-2	0-2	0-4	74-86
14-15	0-2	0-2	0-4	74-90
15-16	1-1	0-2	1-3	75-93
16-17	1-1	0-2	1-3	76-96
17-18	2-0	1-1	3-1	79-97
18-19	2-0	1-1	3-1	82-98
19-20	2-1	1-0	3-1	85-99
TOTALS	**62-30**	**23-69**	**85-99**	**.462**

SERIES INFORMATION

2019-20 RESULTS VS. PORTLAND (3-1)

Oct. 23	W	108-100 @ Portland
Dec. 12	W	114-99 @ Denver
Feb. 4	W	127-99 @ Denver
Aug. 6	L	115-125 @ Denver*

*in Orlando due to COVID-19

2020-21 SCHEDULE (FIRST HALF)

Feb. 23	@ Denver

NUGGETS CURRENT STREAK

Overall:	Loss 1
Home:	Loss 1
Away:	Won 1

BLAZERS LAST WIN

In Portland:	115-108, Apr. 7, 2019
In Denver:	125-115, Aug. 6, 2020*

*in Orlando due to COVID-19

NUGGETS LAST WIN

In Portland:	108-100, Oct. 23, 2019
In Denver:	127-99, Feb. 4, 2020

BLAZERS BIGGEST WIN

44 pts	107-63, April 16, 1997 in Portland

NUGGETS BIGGEST WIN

39 pts	107-68, Nov. 4, 2005 in Denver

SACRAMENTO KINGS

500 DAVID J. STERN WALK - SACRAMENTO, CA 95814 - (916) 928-0000

Chairman & Governor.....Vivek Ranadivé
General Manager.....Monte McNair
Head Coach.....Luke Walton
Assistant Coaches.....Jesse Murmuys, Rex Kalamian, Roy Rana, Rico Hines,
.....Bobby Jackson, Stacey Augmon, Lindsey Harding
Head Athletic Trainer.....Joe Resendez
Director of Media Relations.....Alexander Sigua
2019-20 Record.....31-41
Arena.....Golden 1 Center (17,583)

NUGGETS ALL-TIME VS. SACRAMENTO

YEAR	HOME	AWAY	TOTAL	RUNNING TOTAL
76-77	2-0	1-1	3-1	3-1
77-78	2-0	0-2	2-2	5-3
78-79	0-2	1-1	1-3	6-6
79-80	0-3	0-3	0-6	6-12
80-81	2-1	2-1	4-2	10-14
81-82	3-0	1-2	4-2	14-16
82-83	3-0	0-3	3-3	17-19
83-84	3-0	1-2	4-2	21-21
84-85	2-1	2-1	4-2	25-23
85-86*	3-0	0-3	3-3	28-26
86-87	1-2	1-2	2-4	30-30
87-88	3-0	1-2	4-2	34-32
88-89	2-0	1-1	3-1	37-33
89-90	2-0	2-0	4-0	41-33
90-91	2-0	1-1	3-1	44-34
91-92	2-0	0-2	2-2	46-36
92-93	2-0	1-1	3-1	49-37
93-94	1-1	1-1	2-2	51-39
94-95	2-0	0-2	2-2	53-41
95-96	0-2	0-2	0-4	53-45
96-97	1-1	1-1	2-2	55-47
97-98	1-1	0-2	1-3	56-50
98-99	0-1	0-2	0-3	56-53
99-00	2-0	0-2	2-2	58-55
00-01	2-0	0-2	2-2	60-57
01-02	0-2	0-2	0-4	60-61
02-03	0-2	0-2	0-4	60-65
03-04	2-0	0-2	2-2	62-67
04-05	1-0	0-2	1-2	63-69
05-06	1-1	0-2	1-3	64-72
06-07	1-1	1-1	2-2	66-74
07-08	1-1	1-0	2-1	68-75
08-09	2-0	1-1	3-1	71-76
09-10	1-0	0-2	1-2	72-78
10-11	2-0	1-1	3-1	75-79
11-12	2-0	1-0	3-0	78-79
12-13	2-0	2-0	4-0	82-79
13-14	0-1	1-1	1-2	83-81
14-15	1-1	1-1	2-2	85-83
15-16	0-2	0-1	0-3	85-86
16-17	1-1	1-1	2-2	87-88
17-18	2-0	1-1	3-1	90-89
18-19	2-0	1-0	3-0	93-89
19-20	1-0	1-1	2-1	95-90
TOTALS	**65-27**	**30-63**	**95-90**	**.514**

SERIES INFORMATION

2019-20 RESULTS VS. SACRAMENTO (2-1)

Oct. 28	W	101-94 @ Sacramento
Nov. 30	L	97-100 (OT) @ Sacramento
Dec. 29	W	120-115 @ Denver

2020-21 SCHEDULE (FIRST HALF)

Dec. 23	@ Denver
Dec. 29	@ Sacramento
Feb. 6	@ Sacramento

NUGGETS CURRENT STREAK

Overall:	Won 1
Home:	Won 4
Away:	Loss 1

KINGS LAST WIN

In Sacramento:	100-97 (OT), Nov. 30, 2019
In Denver:	120-113, Jan. 3, 2017

NUGGETS LAST WIN

In Sacramento:	101-94, Oct. 28, 2019
In Denver:	120-115, Dec. 29, 2019

KINGS BIGGEST WIN

44 pts	146-102, Dec. 22, 1982 in Kansas City

NUGGETS BIGGEST WIN

33 pts	118-85, Dec. 6, 2008 in Sacramento

* Moved to Sacramento for 1985-86 season.
Record vs. Kansas City: 25-23 (17-7 home, 8-16 away) - 9 years
Record vs. Sacramento: 62-65 (43-20 home, 19-45 away) - 32 years

SAN ANTONIO SPURS

ONE AT&T CENTER - SAN ANTONIO, TX 78219 - (210) 444-5500

Chairman.....Peter J. Holt
President & CEO.....R.C. Buford
Pres. of Basketball Ops./Head Coach.....Gregg Popovich
Assistant Coaches.....Becky Hammon, Will Hardy, Mitch Johnson, Chip Engelland, Darius Sogaila
Head Athletic Trainer.....Will Sevening
Sr. Director of Communications.....Tom James
2019-20 Record.....32-39
Arena.....AT&T Center (18,354)

NUGGETS ALL-TIME VS. SAN ANTONIO

YEAR	HOME	AWAY	TOTAL	RUNNING TOTAL
76-77	1-1	0-1	1-2	1-2
77-78	1-0	1-1	2-1	3-3
78-79	2-0	1-1	3-1	6-4
79-80	1-0	0-1	1-1	7-5
80-81	1-2	1-2	2-4	9-9
81-82	2-1	0-3	2-4	11-13
82-83	2-1	0-3	2-4	13-17
83-84	3-0	0-3	3-3	16-20
84-85	3-0	0-3	3-3	19-23
85-86	1-2	2-1	3-3	22-26
86-87	3-0	2-1	5-1	27-27
87-88	3-0	2-1	5-1	32-28
88-89	3-0	0-3	3-3	35-31
89-90	1-1	0-2	1-3	36-34
90-91	1-1	0-3	1-4	37-38
91-92	1-2	0-2	1-4	38-42
92-93	1-1	0-3	1-4	39-46
93-94	1-2	1-2	2-4	41-50
94-95	1-2	0-2	1-4	42-54
95-96	0-2	0-2	0-4	42-58
96-97	1-1	1-1	2-2	44-60
97-98	0-2	0-2	0-4	44-64
98-99	0-2	0-2	0-4	44-68
99-00	1-1	0-2	1-3	45-71
00-01	1-1	1-1	2-2	47-73
01-02	0-2	0-2	0-4	47-77
02-03	1-1	0-2	1-3	48-80
03-04	1-1	0-2	1-3	49-83
04-05	1-1	1-1	2-2	51-85
05-06	1-1	1-1	2-2	53-87
06-07	0-1	1-1	1-2	54-89
07-08	2-0	0-2	2-2	56-91
08-09	1-1	1-0	2-1	58-92
09-10	0-2	2-0	2-2	60-94
10-11	1-1	0-2	1-3	61-97
11-12	0-1	1-1	1-2	62-99
12-13	2-0	0-2	2-2	64-101
13-14	0-2	0-1	0-3	64-104
14-15	0-2	0-2	0-4	64-108
15-16	1-1	0-2	1-3	65-111
16-17	0-1	0-2	0-3	65-114
17-18	2-0	0-2	2-2	67-116
18-19	2-0	0-2	2-2	69-118
19-20	1-0	1-0	2-0	71-118
TOTALS	**51-43**	**20-75**	**71-118**	**.376**

SERIES INFORMATION

2019-20 RESULTS VS. SAN ANTONIO (2-0)

Feb. 10	W	127-120 @ Denver
Aug. 5	W	132-126 @ San Antonio*

*in Orlando due to COVID-19

2020-21 SCHEDULE (FIRST HALF)

Jan. 29 @ San Antonio

NUGGETS CURRENT STREAK

Overall: Won 3
Home: Won 5
Away: Won 1

SPURS LAST WIN

In San Antonio: 104-103, Mar. 4, 2019
In Denver: 127-99, Jan. 5, 2017

NUGGETS LAST WIN

In San Antonio: 132-126, Aug. 5, 2020*
In Denver: 127-120, Feb. 10, 2020

*in Orlando due to COVID-19

SPURS BIGGEST WIN

35 pts 109-74, Dec. 21, 2001 in San Antonio
144-109, Dec. 19, 1990 in SanAntonio

NUGGETS BIGGEST WIN

30 pts 134-104, Oct. 31, 1986 in Denver

TORONTO RAPTORS

30 BRITISH COUMBIA ROAD- TORONTO, ONTARIO, CANADA M6K 3C3 - (416) 815-2801

Chairman of the Board . . . . . Lawrence M. Tanenbaum
President . . . . . Masai Ujiri
General Manager . . . . . Bobby Webster
Head Coach . . . . . Nick Nurse
Assistant Coaches . . . . . Adrian Griffin, Sergio Scariolo, Jim Sann, Chris Finch, Jama Mahlalela
Head Athletic Trainer . . . . . Scott McCullough
Director, Communications . . . . . Jennifer Quinn
2019-20 Record . . . . . 53-19 (Lost to Boston, 4-3, in Eastern Conference Semifinals)
Arena . . . . . Scotiabank Arena (19,800)

NUGGETS ALL-TIME VS. TORONTO

YEAR	HOME	AWAY	TOTAL	RUNNING TOTAL
95-96	1-0	1-0	2-0	2-0
96-97	0-1	1-0	1-1	3-1
97-98	0-1	0-1	0-2	3-3
98-99		Did not play		
99-00	1-0	1-0	2-0	5-3
00-01	0-1	0-1	0-2	5-5
01-02	1-0	0-1	1-1	6-6
02-03	1-0	0-1	1-1	7-7
03-04	0-1	0-1	0-2	7-9
04-05	1-0	1-0	2-0	9-9
05-06	1-0	1-0	2-0	11-9
06-07	1-0	0-1	1-1	12-10
07-08	1-0	1-0	2-0	14-10
08-09	1-0	1-0	2-0	16-10
09-10	1-0	1-0	2-0	18-10
10-11	1-0	1-0	2-0	20-10
11-12	1-0	0-1	1-1	21-11
12-13	1-0	0-1	1-1	22-12
13-14	0-1	1-0	1-1	23-13
14-15	0-1	0-1	0-2	23-15
15-16	1-0	1-0	2-0	25-15
16-17	0-1	0-1	0-2	25-17
17-18	1-0	0-1	1-1	26-18
18-19	1-0	1-0	2-0	28-18
19-20	1-0	0-1	1-1	29-19
TOTALS	**17-7**	**12-12**	**29-19**	**.604**

SERIES INFORMATION

2019-20 RESULTS VS. TORONTO (1-1)

Mar. 1	W	133-118 @ Denver
Aug. 14	L	109-117 @ Toronto*

*in Orlando due to COVID-19

2020-21 SCHEDULE (FIRST HALF)

NUGGETS CURRENT STREAK

Overall:	Loss 1
Home:	Won 3
Away:	Loss 1

RAPTORS LAST WIN

In Toronto:	117-109, Aug. 14, 2020*
In Denver:	113-111 (OT), Nov. 18, 2016

*in Orlando due to COVID-19

NUGGETS LAST WIN

In Toronto:	106-103, Dec. 3, 2018
In Denver:	133-118, Mar. 1, 2020

RAPTORS BIGGEST WIN

27 pts	121-94, Mar. 23, 2007 in Toronto

NUGGETS BIGGEST WIN

39 pts	132-93, Dec. 2, 2008 in Denver

UTAH JAZZ

1420 S. 500 W. - SALT LAKE CITY, UT 84115 - (801) 325-2500

Owner ..... Ryan Smith
EVP of Basketball Operations ..... Dennis Lindsey
General Manager ..... Justin Zanik
Head Coach ..... Quin Snyder
Assistant Coaches ..... Alex Jensen, Johnnie Bryant, Zach Guthrie, Vince Legarza, Lamar Skeeter, Jeff Watkinson, Mike Wells
Head Athletic Trainer ..... Eric Waters
Vice President, Communications ..... Derek Garduno
2019-20 Record ..... 44-28 (Lost to Denver, 4-3, in First Round)
Arena ..... Vivint Smart Home Arena (18,306)

NUGGETS ALL-TIME VS. UTAH

YEAR	HOME	AWAY	TOTAL	RUNNING TOTAL
76-77	2-0	1-1	3-1	3-1
77-78	2-0	1-1	3-1	6-2
78-79	2-0	1-1	3-1	9-3
79-80*	2-1	1-2	3-3	12-6
80-81	1-2	1-2	2-4	14-10
81-82	2-1	1-2	3-3	17-13
82-83	3-0	1-2	4-2	21-15
83-84	3-0	0-3	3-3	24-18
84-85	3-0	1-2	4-2	28-20
85-86	2-1	1-2	3-3	31-23
86-87	2-1	0-3	2-4	33-27
87-88	1-2	1-2	2-4	35-31
88-89	3-0	0-3	3-3	38-34
89-90	0-2	0-2	0-4	38-38
90-91	1-1	0-2	1-3	39-41
91-92	1-2	0-3	1-5	40-46
92-93	1-1	1-2	2-3	42-49
93-94	1-2	0-2	1-4	43-53
94-95	1-1	0-3	1-4	44-57
95-96	2-0	1-1	3-1	47-58
96-97	0-2	0-2	0-4	47-62
97-98	0-2	0-2	0-4	47-66
98-99	1-0	0-2	1-2	48-68
99-00	2-0	0-2	2-2	50-70
00-01	1-1	0-2	1-3	51-73
01-02	1-1	0-2	1-3	52-76
02-03	0-2	0-2	0-4	52-80
03-04	2-0	1-1	3-1	55-81
04-05	1-1	1-1	2-2	57-83
05-06	1-1	0-2	1-3	58-86
06-07	0-2	1-1	1-3	59-89
07-08	1-1	0-2	1-3	60-92
08-09	2-0	0-2	2-2	62-94
09-10	2-0	1-1	3-1	65-95
10-11	1-1	1-1	2-2	67-97
11-12	1-1	0-1	1-2	68-99
12-13	2-0	1-1	3-1	71-100
13-14	1-1	1-1	2-2	73-102
14-15	1-1	1-1	2-2	75-104
15-16	0-2	0-2	0-4	75-108
16-17	2-0	0-2	2-2	77-110
17-18	2-0	0-2	2-2	79-112
18-19	1-1	0-2	1-3	80-115
19-20	2-0	1-0	3-0	83-115
TOTALS	**62-37**	**21-78**	**83-115**	**.419**

SERIES INFORMATION

2019-20 RESULTS VS. UTAH (3-0)

Jan. 30	W	106-100 @ Denver
Feb. 5	W	98-95 @ Utah
Aug. 8	W	134-132 (2OT) @ Denver*

*in Orlando due to COVID-19

2020-21 SCHEDULE (FIRST HALF)

Jan. 17	@ Denver
Jan. 31	@ Denver

NUGGETS CURRENT STREAK

Overall:	Won 3
Home:	Won 2
Away:	Won 1

JAZZ LAST WIN

In Salt Lake City: 118-108, Apr. 9, 2019
In Denver: 111-104, Feb. 28, 2019

NUGGETS LAST WIN

In Salt Lake City: 98-95, Feb. 5, 2020
In Denver: 134-132 (2OT), Aug. 8, 2020

JAZZ BIGGEST WIN

41 pts 129-88, Feb. 1, 1995 in Utah

NUGGETS BIGGEST WIN

30 pts 113-83, Jan. 20, 2006 in Denver

* Moved to Utah for the 1979-80 season.
Record vs. New Orleans: 9-3 (6-0 home, 3-3 away) - 3 years
Record vs. Utah: 68-107 (51-36 home, 17-71 away) - 38 years

WASHINGTON WIZARDS

601 F STREET NW - WASHINGTON, DC 20004 - (202) 661-5000

Chairman & CEO .....Ted Leonsis
General Manager .....Tommy Sheppard
Head Coach .....Scott Brooks
Associate Head Coach.....Tony Brown
Assistant Coaches.....Mike Longabardi, Robert Pack, Jarrell Christian, Corey Gaines, ...Dean Oliver, Mark Terpstra, David Adkins
Director of Athletic Performance.....Adam Petway
VP, Communications.....Scott Hall
2018-19 Record.....25-47
Arena .....Capital One Arena (20,362)

NUGGETS ALL-TIME VS. WASHINGTON

YEAR	HOME	AWAY	TOTAL	RUNNING TOTAL
76-77	2-0	0-2	2-2	2-2
77-78	1-1	2-0	3-1	5-3
78-79	1-1	0-2	1-3	6-6
79-80	0-1	1-0	1-1	7-7
80-81	0-1	0-1	0-2	7-9
81-82	1-0	1-0	2-0	9-9
82-83	1-0	0-1	1-1	10-10
83-84	0-1	0-1	0-2	10-12
84-85	1-0	1-0	2-0	12-12
85-86	1-0	1-0	2-0	14-12
86-87	0-1	1-0	1-1	15-13
87-88	1-0	1-0	2-0	17-13
88-89	1-0	0-1	1-1	18-14
89-90	1-0	0-1	1-1	19-15
90-91	1-0	0-1	1-1	20-16
91-92	0-1	1-0	1-1	21-17
92-93	1-0	1-0	2-0	23-17
93-94	1-0	0-1	1-1	24-18
94-95	1-0	1-0	2-0	26-18
95-96	1-0	0-1	1-1	27-19
96-97	1-0	0-1	1-1	28-20
97-98	0-1	1-0	1-1	29-21
98-99	0-1	0-0	0-1	29-22
99-00	0-1	1-0	1-1	30-23
00-01	0-1	1-0	1-1	31-24
01-02	0-1	0-1	0-2	31-26
02-03	1-0	0-1	1-1	32-27
03-04	1-0	1-0	2-0	34-27
04-05	1-0	1-0	2-0	36-27
05-06	0-1	1-0	1-1	37-28
06-07	1-0	0-1	1-1	38-29
07-08	1-0	1-0	2-0	40-29
08-09	1-0	1-0	2-0	42-29
09-10	1-0	0-1	1-1	43-30
10-11	1-0	1-0	2-0	45-30
11-12	0-0	1-0	1-0	46-30
12-13	0-1	0-1	0-2	46-32
13-14	1-0	1-0	2-0	48-32
14-15	0-1	0-1	0-2	48-34
15-16	1-0	1-0	2-0	50-34
16-17	0-1	0-1	0-2	50-36
17-18	0-1	1-0	1-1	51-37
18-19	0-1	1-0	1-1	52-38
19-20	1-0	0-1	1-1	53-39
TOTALS	**28-18**	**25-21**	**53-39**	**.576**

SERIES INFORMATION

2019-20 RESULTS VS. WASHINGTON (1-1)

Nov. 26	W	117-104 @ Denver
Jan. 4	L	114-128 @ Washington

2020-21 SCHEDULE (FIRST HALF)

Feb. 17	@ Washington
Feb. 25	@ Denver

NUGGETS CURRENT STREAK

Overall:	Loss 1
Home:	Won 1
Away:	Loss 1

WIZARDS LAST WIN

In Washington, D.C.:	128-114, Jan. 4, 2020
In Denver:	95-90, Mar. 31, 2019

NUGGETS LAST WIN

In Washington, D.C.:	113-108, Mar. 21, 2019
In Denver:	117-104, Nov. 26, 2019

WIZARDS BIGGEST WIN

32 pts — 107-75, March 20, 2002 in Denver

NUGGETS BIGGEST WIN

33 pts — 132-99, March 20, 1994 in Denver


ENSE!
STAND UP
KUZMA

2019-20 FINAL NBA STANDINGS

WESTERN CONFERENCE

SOUTHWEST	W	L	PCT	GB	HOME	ROAD	LAST 10	STREAK
Houston	44	28	.611	-	24-12	20-16	5-5	Loss 3
Dallas	43	32	.573	2.5	20-18	13-14	4-6	Loss 2
Memphis	34	39	.466	10.5	20-17	14-12	3-7	Won 1
San Antonio	32	39	.451	11.5	19-15	13-24	6-4	Loss 1
New Orleans	30	42	.417	14	15-21	15-21	4-6	Loss 3

NORTHWEST	W	L	PCT	GB	HOME	ROAD	LAST 10	STREAK
Denver	46	27	.630	-	26-11	20-16	4-6	Loss 3
Oklahoma City	44	28	.611	1.5	23-14	21-14	6-4	Loss 1
Utah	44	28	.611	1.5	23-12	21-16	4-6	Won 1
Portland	35	39	.473	11.5	21-15	22-24	7-3	Won 3
Minnesota	19	45	.297	22.5	8-24	11-21	3-7	Loss 3

PACIFIC	W	L	PCT	GB	HOME	ROAD	LAST 10	STREAK
L.A. Lakers	52	19	.732	-	25-10	27-9	4-6	Loss 1
L.A. Clippers	49	23	.681	3.5	27-9	22-14	6-4	Won 2
Phoenix	34	39	.466	19	17-22	17-17	9-1	Won 8
Sacramento	31	41	.431	21.5	16-19	15-22	4-6	Won 2
Golden State	15	50	.231	34	8-26	7-24	3-7	Loss 1

EASTERN CONFERENCE

ATLANTIC	W	L	PCT	GB	HOME	ROAD	LAST 10	STREAK
Toronto	53	19	.736	-	26-10	27-9	9-1	Won 4
Boston	48	24	.667	5	26-10	22-14	6-4	Loss 1
Philadelphia	43	30	.589	10.5	31-4	12-26	5-5	Won 1
Brooklyn	35	37	.486	18	20-16	15-21	7-3	Loss 1
New York	21	45	.318	29	11-22	10-23	4-6	Won 1

CENTRAL	W	L	PCT	GB	HOME	ROAD	LAST 10	STREAK
Milwaukee	56	17	.767	-	30-5	26-12	3-7	Loss 1
Indiana	45	28	.616	11	25-11	20-17	7-3	Won 2
Chicago	22	43	.338	30	14-20	8-23	3-7	Won 1
Detroit	20	46	.303	32.5	11-22	9-24	1-9	Loss 5
Cleveland	19	46	.292	33	11-25	8-21	4-6	Loss 1

SOUTHEAST	W	L	PCT	GB	HOME	ROAD	LAST 10	STREAK
Miami	44	29	.603	-	29-7	15-22	4-6	Loss 2
Orlando	33	40	.452	11	18-17	15-23	5-5	Won 1
Charlotte	23	42	.354	17	10-21	13-21	4-6	Won 1
Washington	25	47	.347	18.5	16-20	9-27	2-8	Won 1
Atlanta	20	47	.299	21	14-20	6-27	4-6	Loss 1

2019-20 FINAL NBA LEADERS

SCORING AVERAGE	G	FG	FT	PTS	AVG
Harden, Hou.	68	672	692	2335	34.3
Beal, Was.	57	593	385	1741	30.5
Lillard, Por.	66	624	460	1978	30.0
Young, Atl.	60	546	481	1778	29.6
G. Antetokounmpo, Mil.	63	685	398	1857	29.5
Doncic, Dal.	61	581	426	1759	28.8
Westbrook, Hou.	57	604	290	1553	27.2
Leonard, LA-C	57	532	356	1543	27.1
Booker, Pho.	70	627	468	1863	26.6
Davis, LA-L	62	551	444	1618	26.1
LaVine, Chi.	60	539	268	1530	25.5
James, LA-L	67	643	264	1698	25.3
Mitchell, Utah	69	602	278	1655	24.0
Ingram, N.O.	62	507	313	1477	23.8
Tatum, Bos.	66	552	254	1547	23.4
Russell, G.S.-Min.	45	360	161	1039	23.1
Siakam, Tor.	60	500	240	1371	22.9
McCollum, Por.	70	611	140	1556	22.2
DeRozan, S.A.	68	557	381	1504	22.1
Wiggins, Min.-G.S.	54	437	190	1175	21.8

REBOUNDS PER GAME	G	OFF	DEF	TOT	AVG
Drummond, Det.-Cle.	57	250	614	864	15.2
G. Antetokounmpo, Mil	63	140	716	856	13.6
Whiteside, Por.	67	258	647	905	13.5
Gobert, Utah	68	230	686	916	13.5
Sabonis, Ind.	62	189	582	771	12.4
Valanciunas, Mem.	70	213	575	788	11.3
Vucevic, Orl.	62	140	533	673	10.9
Adebayo, Mia.	72	176	559	735	10.2
Thompson, Cle.	57	226	351	577	10.1
Jordan, Bkn.	56	141	420	561	10.0
Favors, N.O.	51	163	338	501	9.8
Love, Cle.	56	54	493	547	9.8
Jokic, Den.	**73**	**166**	**545**	**711**	**9.7**
Randle, N.Y.	64	151	471	622	9.7
Allen, Bkn.	70	216	455	671	9.6
Porzingis, Dal.	57	100	440	540	9.5
Doncic, Dal.	61	78	495	573	9.4
Davis, LA-L	62	142	435	577	9.3
Adams, OKC.	63	207	376	583	9.3
Ibaka, Tor.	55	114	338	452	8.2

ASSIST PER GAME	G	AST	AVG
James, LA-L	67	684	10.2
Young, Atl.	60	560	9.3
Doncic, Dal.	61	538	8.8
Rubio, Pho.	65	570	8.8
Lillard, Por.	66	530	8.0
Simmons, Phi.	57	455	8.0
Harden, Hou.	68	512	7.5
Graham, Cha.	63	471	7.5
Lowry, Tor.	58	433	7.5
Morant, Mem.	67	488	7.3
Brogdon, Ind.	54	381	7.1
Westbrook, Hou.	57	401	7.0
Jokic, Den.	**73**	**512**	**7.0**
Ball, N.O.	63	438	7.0
Fox, Sac.	51	348	6.8
Dinwiddie, Bkn.	64	432	6.8
Paul, OKC.	70	472	6.7
Holiday, N.O.	61	408	6.7
VanVleet, Tor.	54	357	6.6
Booker, Pho.	70	456	6.5

FIELD GOAL PCT.	FG	FGA	PCT
Robinson, N.Y.	253	341	.742
Gobert, Utah	386	557	.693
Allen, Bkn.	302	465	.649
Whiteside, Por.	436	702	.621
Clarke, Mem.	296	479	.618
Adams, OKC.	283	478	.592
Valanciunas, Mem.	432	739	.585
Collins, Atl.	353	605	.583
Harrell, LA-C	471	812	.580
Simmons, Phi.	375	647	.580

3-PT FIELD GOAL PCT.	FG	FGA	PCT
Hill, Mil.	81	176	.460
Redick, N.O.	180	397	.453
Curry, Dal.	145	321	.452
Robinson, Mia.	270	606	.446
McDermott, Ind.	128	294	.435
Bertans, Was.	200	472	.424
Harris, Bkn.	172	406	.424
Bjelica, Sac.	134	320	.419
Trent, Por.	112	268	.418
Korver, Mil.	99	237	.418

FREE THROW PCT.	FT	FTA	PCT
Wanamaker, Bos.	126	136	.926
Booker, Pho.	468	509	.919
Middleton, Mil.	208	227	.916
Paul, OKC.	253	279	.907
Bogdanovic, Utah	250	277	.903
Gallinari, OKC.	266	298	.893
Brogdon, Ind.	166	186	.892
Redick, N.O.	165	185	.892
Augustin, Orl.	161	181	.890
Lillard, Por.	460	518	.888

STEALS PER GAME	G	STL	AVG
Simmons, Phi.	57	119	2.09
Dunn, Chi.	51	101	1.98
Drummond, Det.-Cle.	57	109	1.91
VanVleet, Tor.	54	100	1.85
Harden, Hou.	68	125	1.84
Leonard, LA-C	57	103	1.81
Butler, Mia.	58	103	1.78
Smart, Bos.	60	101	1.68
Murray, S.A.	66	111	1.68
Covington, Min.-Hou.	70	115	1.64

BLOCKS PER GAME	G	BLK	AVG
Whiteside, Por.	67	196	2.93
B. Lopez, Mil.	68	163	2.40
Davis, LA-L	62	143	2.31
Turner, Ind.	62	132	2.13
Porzingis, Dal.	57	115	2.02
Gobert, Utah	68	134	1.97
Robinson, N.Y.	61	119	1.95
Aldridge, S.A.	53	87	1.64
Drummond, Det.-Cle.	57	93	1.63
Ja. Jackson, Mem.	57	92	1.61

MINUTES PER GAME	G	MIN	AVG
Lillard, Por.	66	2474	37.5
McCollum, Por.	70	2556	36.5
Harden, Hou.	68	2483	36.5
Lowry, Tor.	58	2098	36.2
Beal, Was.	57	2053	36.0
Westbrook, Hou.	57	2049	36.0
Booker, Pho.	70	2512	35.9
VanVleet, Tor.	54	1928	35.7
Simmons, Phi.	57	2017	35.4
Young, Atl.	60	2120	35.3

WESTERN CONFERENCE



FIRST ROUND

L.A. Lakers - 4	Portland - 1
L.A. Clippers - 4	Dallas - 2
Houston - 4	Oklahoma City - 3
Denver - 4	Utah - 3

SEMIFINALS

L.A. Lakers - 4	Houston - 1
Denver - 4	L.A. Clippers - 3

FINALS

L.A. Lakers - 4	Denver - 1

EASTERN CONFERENCE



FIRST ROUND

Toronto - 4	Brooklyn - 0
Milwaukee - 4	Orlando - 1
Miami - 4	Indiana - 0
Boston - 4	Philadelphia - 0

SEMIFINALS

Miami - 4	Milwaukee - 1
Boston - 4	Toronto - 3

FINALS

Miami - 4	Boston - 2

NBA FINALS: L.A. LAKERS 4, MIAMI 2

Sep 30	Miami 98 @ L.A. Lakers 116
Oct 2	Miami 114 @ L.A. Lakers 124
Oct 4	L.A. Lakers 104 @ Miami 115
Oct 6	L.A. Lakers 102 @ Miami 96
Oct 9	Miami 111 @ L.A. Lakers 108
Oct 11	L.A. Lakers 106 @ Miami 93


LOS ANGELES LAKERS
v
v
v
v
LOS ANGELES LAKERS
LOS ANGELES LAKERS
LOS ANGELES LAKERS
BOSTON CELTICS
BOSTON CELTICS
v
v
v
v
76ers
NETS



NBA G-LEAGUE

Olympic Tower
645 5th Avenue
New York, NY 10022
(212) 407-8700
www.nba.com/dleague

Senior Director, Basketball Communications:
Mark Broussard
(212) 407-8580
mbroussard@nba.com

2020-21 G-LEAGUE TEAM DIRECTORY

AGUA CALIENTE CLIPPERS OF ONTARIO

Agua Caliente Clippers of Ontario
9680 Haven Ave. #120; Rancho Cucamonga, CA 91730
Tel: (909) 406-9090
Arena: Citizens Business Bank Arena
Media Relations Contact:
Colette Garcia (cgarcia@clippers.com)
Website: www.aguacalienteclippers.com
NBA Affiliation: LA Clippers

AUSTIN SPURS

13581 Pond Springs Road, Suite 108, Austin, TX 78729
Tel: (512) 236-8333; Fax: (512) 236-8444
Arena: H-E-B Center at Cedar Park
Media Relations Contact:
Perri Travillion (ptravillion@attcenter.com);
Amanda Janczak (ajanczak@attcenter.com)
Website: www.austinspurs.com
NBA Affiliation: San Antonio

CANTON CHARGE

1101 Market Avenue North; Canton, OH 44702
Tel: (866) 444-1944; Fax: (330) 489-1703
Arena: Canton Memorial Civic Center
Media Relations Contact:
Sean Wyatt (swyatt@cantoncharge.com);
Joanna Radov (jradov@cantoncharge.com)
Website: www.cantoncharge.com
NBA Affiliation: Cleveland

CAPITAL CITY GO-GO

1100 Oak Drive SE; Washington, DC 20032
Tel: (202) 318-5278
Arena: Entertainment & Sports Arena in Congress Heights
Media Relations Contact:
Matt Quinn (mquinn@monumentalsports.com)
Website: www.CapitalCityGoGo.com
NBA Affiliation: Washington

COLLEGE PARK SKYHAWKS

101 Marietta St. NW Suite 1100; Atlanta, GA 30303
Tel: (404) 878-3800
Arena: Gateway Center Arena @ College Park
Media Relations Contact:
Alli Ehrhardt (alli.ehrhardt@cpskyhawks.com)
Website: www.cpskyhawks.com
NBA Affiliate: Atlanta Hawks

DELAWARE BLUE COATS

401 Garasches Lane, Wilmington, DE 19801
Tel: (302) 504-7587
Arena: 76ers Fieldhouse
Media Relations Contact:
Matt Murphy (mattmurphy@76ers.com);
Alex Yoh (alexyoh@76ers.com)
Website: www.sixers.com/bluecoats
NBA Affiliation: Philadelphia

ERIE BAYHAWKS

110 East 8th Street; Erie, PA 16501
Tel: (814) 790-5600
Arena: Erie Insurance Arena
Media Relations Contact:
Michael Somrak (michael.somrak@nbaerie.com)
Website: www.nbaerie.com
NBA Affiliation: New Orleans

FORT WAYNE MAD ANTS

1910 St. Joe Center Rd, Suite 61; Fort Wayne, IN 46825
Tel: (260) 469-4667
Arena: Allen County War Memorial Coliseum
Media Relations Contact:
Ryan Stevens (rstevens@ftwaynemadants.com)
Website: www.ftwaynemadants.com
NBA Affiliation: Indiana

GRAND RAPIDS DRIVE

40 Monroe Center NW, Suite 200; Grand Rapids MI 49503
Tel: (844) 473-7483
Arena: DeltaPlex Arena
Media Relations Contact:
Rob Johnson (rjohnson@nbagrandrapids.com)
Website: www.nbagrandrapids.com
NBA Affiliation: Detroit

GREENSBORO SWARM

2411 B West Gate City Blvd.; Greensboro, NC 27403
Tel: (336) 907-3600
Arena: Fieldhouse at the Greensboro Coliseum Complex
Media Relations Contact:
Justin Trujillo (jtrujillo@hornets.com)
Website: www.gsoswarm.com
NBA Affiliation: Charlotte

IOWA WOLVES

730 3rd Street; Des Moines, Iowa 50309
Tel: (515) 564-8550; Fax: (515) 564-8551
Arena: Wells Fargo Arena
Media Relations Contact:
Seth Nutting (seth.nutting@iawolves.com)
Website: www.iawolves.com
NBA Affiliation: Minnesota

LAKELAND MAGIC

701 West Lime Street; Lakeland, FL 33815
Tel: (863) 825-3258; Fax: (863) 825-3279
Arena: RP Funding Center
Media Relations Contact:
Ashley Foss (afoss@lakelandmagic.com)
Website: www.lakelandmagic.com
NBA Affiliation: Orlando

LONG ISLAND NETS
168 39th Street, 8th Floor; Brooklyn, NY 11232
Tel: (718) 215-2299; Fax: (718) 522-3544
Arena: NYCB Live's Nassau Veterans Memorial Coliseum
Media Relations Contact:
Megan Walsh (mwalsh@brooklynnets.com)
Website: www.longislandnets.com
NBA Affiliation: Brooklyn

MAINE RED CLAWS
550 Forest Avenue; Portland, ME 04012
Tel: (207) 210-6655; Fax: (207) 210-6659
Arena: Portland Exposition Building
Media Relations Contact:
Evans Boston (eboston@maineredclaws.com)
Website: www.maineredclaws.com
NBA Affiliation: Boston

MEMPHIS HUSTLE
191 Beale Street; Memphis, TN 38103
Tel: (901) 205-1234; Fax: (901) 205-1244
Arena: Landers Center
Media Relations Contact:
Geoffrey Langham (glangham@grizzlies.com)
Website: www.memphishustle.com
NBA Affiliation: Memphis

NORTHERN ARIZONA SUNS
3201 N. Main Street; Prescott Valley, AZ 86314
Tel: (928) 772-7867
Arena: Findlay Toyota Center
Media Relations Contact:
Jake Withee (jwithee@nazsuns.com)
Website: www.nazsuns.com
NBA Affiliation: Phoenix

OKLAHOMA CITY BLUE
208 Thunder Drive; Oklahoma City, OK 73102
Tel: (405) 208-4800; Fax: (405) 429-7900
Arena: Cox Convention Center
Media Relations Contact:
Laila Wani (lwani@okcthunder.com);
Shelby Willingham (swillingham@okcthunder.com)
Website: www.oklahomacityblue.com
NBA Affiliation: Oklahoma City

RAPTORS 905
5600 Rose Cherry Place; Mississauga, ON L4Z4B6
Tel: (416) 815-5600 Fax: (416) 357-9205
Arena: Paramount Fine Foods Centre
Media Relations Contact:
Stefano Toniutti (Stefano.toniutti@mlse.com)
Website: www.raptors905.com
NBA Affiliation: Toronto

RIO GRANDE VALLEY VIPERS
4900 S. I-69; Edinburg, Texas, 78539
Tel:(956) 369-8959; Fax: (956) 972-1150
Arena: Bert Ogden Arena
Media Relations Contact:
Amairani Ramirez (mediarelations@rgvipers.com)
Website: www.rgvipers.com
NBA Affiliation: Houston

SALT LAKE CITY STARS
301 West South Temple; Salt Lake City, UT 84101
Tel: (801) 325-2500
Arena: Lifetime Activities Center – Bruin Arena
Media Relations Contact:
Matt de Nesnera (matt.denesnera@utahjazz.com);
Olivia Hill (olivia.hill@utahjazz.com)
Website: www.slcstars.com
NBA Affiliation: Utah

SANTA CRUZ WARRIORS
903 Pacific Avenue, Suite 101; Santa Cruz, CA 95060
Tel: (831) 731-4400
Arena: Kaiser Permanente Arena
Media Relations Contact:
Massimo Degaudenzi (massimo@santacruzbasketball.com)
Website: www.santacruzbasketball.com
NBA Affiliation: Golden State

SIOUX FALLS SKYFORCE
2131 South Minnesota Ave; Sioux Falls, SD 57105
Tel: (605) 332-0605
Arena: Sanford Pentagon
Media Relations Contact:
Matt Dykstra (mdykstra@skyforceonline.com)
Website: www.skyforceonline.com
NBA Affiliation: Miami

SOUTH BAY LAKERS
2275 E. Mariposa Ave.; El Segundo, CA 90245
Tel: (310) 426-6000; Fax: (310) 426-6031
Arena: Toyota Sports Center
Media Relations Contact:
Noah Camarena (ncamarena@sb-lakers.com)
Website: www.sblakers.com
NBA Affiliation: Los Angeles Lakers

STOCKTON KINGS
400 E. Main, Suite 760, 95202; Stockton, CA
Tel: (888) 465-7209
Arena: Stockton Arena
Media Relations Contact:
Sabrena Hernandez (shernandez@stocktonkings.com)
Website: www.stocktonkings.com
NBA Affiliation: Sacramento

TEXAS LEGENDS
2601 Avenue of the Stars, Suite 300; Frisco, TX 75034
Tel: (214) 469-0822; Fax: (214) 469-0823
Arena: Comerica Center
Media Relations Contact:
Britney Wynn (bwynn@texlegends.com)
Website: www.texlegends.com
NBA Affiliation: Dallas

WESTCHESTER KNICKS
198 Central Ave.; White Plains, NY 10606
Tel: (914) 559-6888
Arena: Westchester County Center
Media Relations Contact:
Ajah Hawley-Alexander (ajah.hawley-alexander@msg.com)
Website: www.westchesterknicks.com
NBA Affiliation: New York

WINDY CITY BULLS
5333 Prairie Stone Parkway; Hoffman Estates, IL 60192
Tel: (84) 396-7070
Arena: Sears Centre Arena
Media Relations Contact:
Joe Kessenich (jkessenich@bulls.com)
Website: www.windycitybulls.com
NBA Affiliation: Chicago

WISCONSIN HERD
549 High Avenue; Oshkosh, WI 54901
Tel: (920) 233-4374; Fax: (920) 744-0238
Arena: Menominee Nation Arena
Media Relations Contact:
Eric Kohlbeck (ekohlbeck@bucks.com)
Website: www.wisconsinherd.com
NBA Affiliation: Milwaukee

NATIONAL BASKETBALL ASSOCIATION (NBA)

NBA Entertainment, Women's National Basketball Association (WNBA), NBA D-League

New York

Olympic Tower
645 Fifth Avenue
New York, NY 10022
Telephone: (212) 407-8000
Fax: (212) 832-3861

New Jersey

100 Plaza Drive
Secaucus, NJ 07094
Telephone: (201) 865-1500
Fax: (201) 974-5973

INTERNATIONAL OFFICES

EUROPE & THE MIDDLE EAST

London

Endeavour House
189 Shaftesbury Avenue
London, United Kingdom WC2H 8JR
TEL: +44-20-7420-8900

Spain

Leganitos Street 6th Floor
28013 Madrid, Spain
ignasi Castello, Communications
TEL: +34-912-153-573

ASIA/PACIFIC

Hong Kong

Room 3101, The Lee Gardens One
33 Hysan Avenue
Causeway Bay, Hong Kong
TEL: +852-2843-9600
FAX: +852-2536-4808

Taiwan

Suite 1303, No. 88, Section 2,
Chung Hsiao East Road
Taipei, Taiwan ROC 100
TEL: +886-2-2397-8000
FAX: +886-2-2358-1098

Philippines

Unit 1701, World Plaza Building
5th Avenue Corner 30th Street
Bonafacio Global City
Taguig, 1634 Philippines
TEL: +632-866-8205

China – Beijing

19th Floor, Office Tower 2,
China Central Place
No. 79 Jianguo Road
Chaoyang District
Beijing, China 100025
TEL: +86-10-5200-8200
FAX: +86-10-5200-8202

China – Shanghai

Unit 2703-2708, 27/F
Tower 2 Plaza 66
1266 Nanjing West Road
Jing An District
Shanghai, China 200040
TEL: +86-21-6137-2200
FAX: +86-21-6288-9920

AFRICA

9th Floor GreenPark Corner
3 Lower Road
Morningside 2196
Johannesburg, South Africa
TEL: +27-100-072-668

INDIA

C-1804, ONE BKC
G Block, Bandra Kurla Complex
Bandra East, Mumbai - 400051
Telephone: +91-22-6124-6100

LATIN AMERICA

Brazil

Av Borges de Medeiros, 633
Sala 301 – Leblon
Rio de Janeiro, RJ, Brazil 22430-041
TEL: +55-21-3206-6400
FAX: +55-21-2586-6001

Mexico

Av Prolongacion Paseo de la Reforma
No. 1236, Planta Baja Desarrollo
Sante Fe
CuajimalpaDeMorelos, Ciudad De
Mexico 05348
TEL: +52-55-9171-7700

CANADA

50 Bay Street, Suite 1402
Toronto, Ontario Canada M5J 3A5
TEL: 416-682-2000
FAX: 416-364-0205



PRESENTED BY

WesternUnion\\WU

COMMUNITY
& GENERAL INFORMATION

2020-21 DENVER NUGGETS MEDIA GUIDE

GIVING BACK TO THE COMMUNITY

NUGGETS COMMUNITY OUTREACH

The Denver Nuggets are committed to improving the lives of families and children in Colorado through a comprehensive program of education, health and fitness, community initiatives and special events. Our players, coaches and staff are active participants in the community, dedicating over 1,000 hours of their time off the court to visiting schools, hosting youth basketball clinics, lifting the spirits of young patients in the hospital and attending fundraising events that benefit Kroenke Sports Charities.

COMMUNITY PROGRAMS

The Denver Nuggets are proud to support a number of youth programs that focus on education, health & fitness and teamwork. Every year, players and coaches can be found in the classroom using basketball principles to get students excited about school. The team is also committed to helping children with health and athletic programs by having the players and coaches share their knowledge about fitness and nutrition. The education, health & fitness and athletic programs of the Denver Nuggets include:

Denver Nuggets Math Hoops

Denver Nuggets Math Hoops, *sponsored by UBS Financial*, is a fast paced basketball board game that allows students to learn fundamental math skills through direct engagement with real player statistics of their favorite NBA and WNBA players.

Nugget for a Day

This program, *presented by Rocky Mountain Hospital for Children*, provides an opportunity for deserving children to spend a day as a special guest of the Denver Nuggets. The program includes an exclusive behind the scenes tour of Ball Arena, invitation to a closed Nuggets practice, game tickets, dinner, and special recognition at the game.

Family Fit

In partnership with Kroenke Sports Charities, Boys & Girls Club of Metro Denver and Food Bank of the Rockies, Family Fit is designed to educate kids and families on healthy lifestyles based around eating and fitness. Once a month over the course of the season, families spanning 22 Denver area Boys & Girls Clubs receive a "Family Fit" activity box including food ingredients, healthy snacks and sports equipment to help promote active and healthy lifestyles.

Denver Nuggets Community Ambassadors

Throughout the year, Denver Nuggets Community Ambassadors work with more than 30,000 people at approximately 30 monthly appearances in Colorado such as basketball skills clinics, fundraising events, sportsmanship – leadership – civic presentations and events.



"Nobody is perfect, except a kid."
CHOPPER" TRAVAGLINI, *Founder of Denver Nuggets Charities*

Special Olympics Clinic

For 25 years, the Denver Nuggets have hosted an annual clinic with Special Olympics Colorado, which now includes a partnership with *Cardel Homes*. Each year, 100 Special Olympics Colorado athletes join the team in drill and games focused on improving basketball fundamentals.

Most Valuable Teacher

The Nuggets Most Valuable Teacher program honors teachers for their outstanding work to empower youth in our community. Selected teachers will receive a classroom grant, virtual classroom visit from a Nuggets celebrity, a Nuggets gift bag, and a gift card to a local restaurant.

Green Assists

Kroenke Sports Charities is proud to offer Green Assists, an environmentally-friendly grant for schools. Local student clubs, classrooms and schools are invited to apply for grants to be used towards sustainable school improvements.

Mentor Month

The Denver Nuggets team up with *Planet Fitness* to celebrate Mentor Month in January. Nuggets Community Ambassador Ervin Johnson visits Boys & Girls Clubs to host Community Conversations regarding the importance of leadership.

Common Goals

The Common Goals program, *presented by Western Union*, provides students at Denver schools the opportunity to learn about diversity and inclusion concepts through an online course. The topics of identity, bias, power, privilege and oppression are all covered in the Common Goals course. Students are also invited to participate in a virtual panel that draws upon the concepts learned during the course.

For more information on Denver Nuggets community relations and fan development programs and initiatives, please call 303-405-1100 or visit nuggets.com.

KROENKE SPORTS CHARITIES

Kroenke Sports Charities (KSC) is committed to improving lives through the spirit and power of sports. We strive to serve our community through education, health and fitness initiatives, athletic programs, and direct aid, with the particular purpose of helping families, children, veterans, and the disabled. Kroenke Sports Charities provides relevant programs and support, directly and with other nonprofit organizations, to ultimately assist, encourage, and enrich the lives of those in need.

SIGNATURE COMMUNITY PARTNERS

Kroenke Sports Charities provides on going funding and in-kind support for several non-profit agencies which make sports available and accessible for children and adults of all abilities.

Colorado Adaptive Sports Foundation

Colorado Adaptive Sports Foundation aims to bolster independence, improve self-confidence, elevate social interaction and enhance quality of life for people of all ages throughout Colorado, who have physical disabilities.

Denver Public Schools Foundation – Denver Prep League

In 1997, KSC became a Founding Partner of DPL to give DPS middle school students, ages 11-14, an avenue for participation in organized after school activities; a void left unfilled in DPS for 30 years. Today, DPL is comprised of 33 DPS schools which enables more than 6,600 students the opportunity to participate in 17 sports throughout the school year and summer.

Gold Crown Foundation

Founded in 1986, the GCF strives to educate youth and community through sports and enrichment programs. With programs reaching nearly 18,000 youth each year, the purpose of GCF youth programs are built on three principles – participation, sportsmanship and community.

Special Olympics Colorado

Special Olympics was founded in 1962 to provide children with intellectual disabilities an opportunity to demonstrate their dignity and capability through sports and competition. Special Olympics Colorado serves more than 18,000 athletes state-wide through 21 year-round sports programs KSC also supports SOCO's Unified Schools Program which assists SOCO collaboration with Unified Sports.

Young Americans Center for Financial Education

Young Americans Center's goal is that Colorado youth grow up knowing how to earn, make, and manage their money wisely, regardless of background. They focus on personal finance, free enterprise, global economics and entrepreneurship with four keystone programs: Young Americans Bank, Young AmeriTowne, International Towne and YouthBiz.

FUNDRAISING

Each year, Nuggets players and coaches encourage giving by promoting, and participating in, the following charitable events, which benefit Kroenke Sports Charities:

Online Auctions

Throughout the year, Kroenke Sports Charities raises funds through online auctions of autographed items, one-of-a-kind merchandise and game-worn items. To participate, visit www.ksc.givesmart.com.

50-50 Raffle

Fans can purchase a 50-50 raffle ticket during each game played at Ball Arena. Proceeds support youth sports programs in Colorado. For more information or to purchase online visit: www.5050colorado.com.

Nuggets License Plates

Nuggets fans have the opportunity to show their pride with a Denver Nuggets license plate. Proceeds from license plate sales will benefit education, health and recreation programs for children and families in Colorado supported by Kroenke Sports Charities.

NUGGETS COMMUNITY AMBASSADORS



WALTER DAVIS



ERVIN JOHNSON



NICHOLAS OWENS



MARK RANDALL

SUPERMASCOT ROCKY

NBA DEBUT:	**DECEMBER 15, 1990**	**WEIGHT:**	**154 LBS.**
BIRTHPLACE:	**ROCKY MOUNTAINS**	**TAIL LENGTH:**	**3 FEET**
HEIGHT:	**5"10"**		

One of the most recognizable and beloved mascots in the NBA, SuperMascot Rocky has become a staple at every Nuggets home game. His daring acrobatics and innovative skits make his performances eagerly anticipated by fans and players alike.

Rocky is an integral part of the community programs of the Denver Nuggets and makes countless appearances at schools of all levels throughout the state of Colorado.

In addition, Rocky has made several appearances for other professional sports teams and has performed on behalf of the NBA at the All-Star Game, as well as several international functions.

From sporting events to corporate outings, Rocky will make every event memorable. To book Rocky for an appearance, call the Nuggets at 303-405-1112.



SKY-LINE DRUMLINE

Kroenke Sports and Entertainment along with the Denver Nuggets are proud to present for the fifth consecutive season, the Sky-Line Drumline. A part of the Game Presentation Department, this unique entertainment team further enhances the Nuggets game night experience and continues to raise the bar across the league for NBA entertainment.

The Sky-Line Drumline is a professional interactive drum team that can be heard in and around Ball Arena, as well as at Nuggets events around the state of Colorado. This group of the cities most gifted percussionists perform at every home game during play, timeouts, and select halftimes, making them another prominent element of the nightly entertainment lineup. From the moment fans arrive at Ball Arena, the drumline has an astounding presence that has become a fan favorite.

For more information on how to book the Sky-Line Drumline for your next event, please email kerryanne.keogh@teamkse.com.



2020-21 DENVER NUGGETS DANCERS


AMBER


ARIEL


ERIN


GIGI


HANNAH


JULIA


KAYLA


KYNZIE


MEGAN


MEREDITH


QUIANA


SAM


VIKA

DANCE TEAM MANAGER
AMY JO JOHNSTON
AJ.JOHNSTON@TEAMKSE.COM
(303) 405-1206

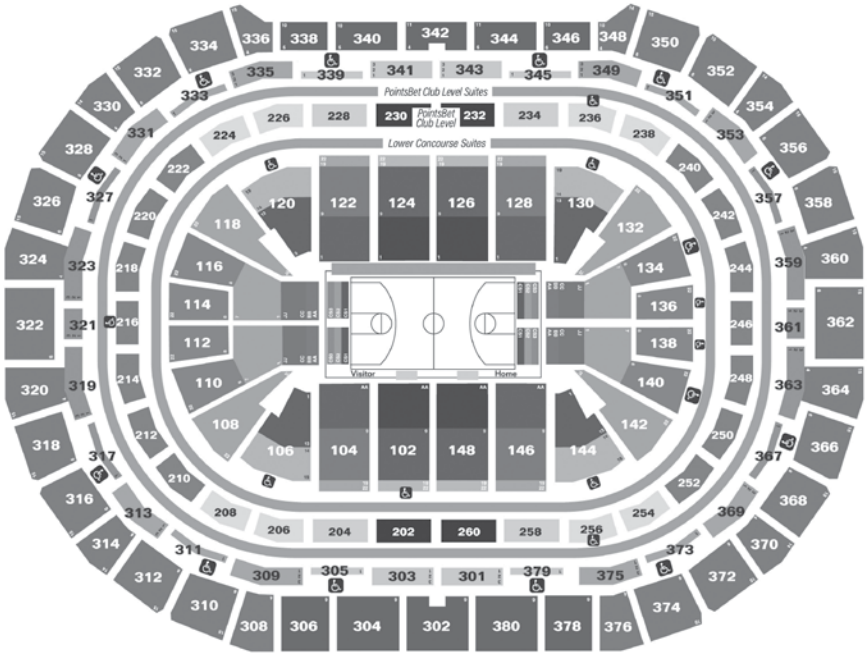

Ball Arena TOYOTA Parking Lot Map

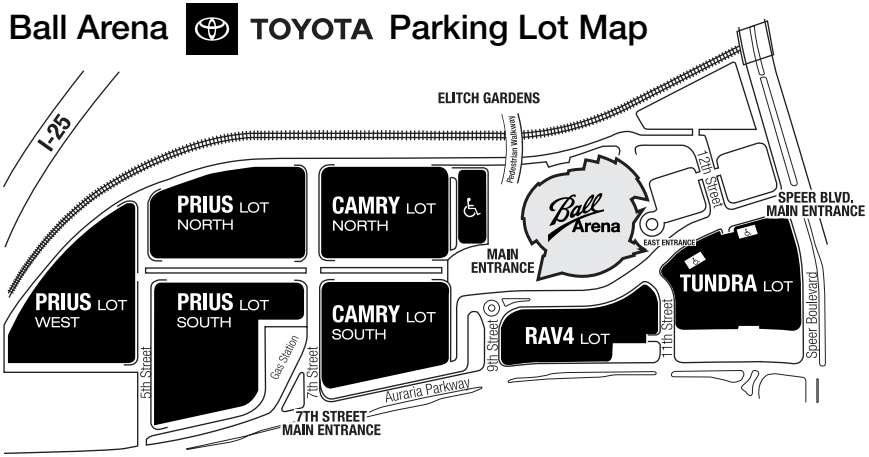

2020-21 FIRST-HALF SEASON SCHEDULE

DECEMBER

SUN	MON	TUE	WED	THU	FRI	SAT
		1	2	3	4	5
6	7	8	9	10	11	12 ALT 6:30 GSW
13	14	15	16 ALT 7:00 POR	17	18 ALT 7:00 POR	19
20	21	22	23 ALT 7:00 SAC	24	25 ALT 8:30 LAC	26
27	28 ALT 7:00 HOU	29 ALT 8:00 SAC	30	31		

JANUARY

SUN	MON	TUE	WED	THU	FRI	SAT
					1 ALT 7:00 PHX	2
3 ALT 5:00 MIN	4	5 ALT 7:00 MIN	6	7 TNT 8:00 DAL	8	9 ALT 1:00 PHI
10 ALT 4:00 NYK	11	12 ALT 5:30 BRK	13	14 TNT 8:00 GSW	15	16
17 ALT 6:00 UTA	18	19 ALT 7:00 OKC	20	21	22 ALT 8:00 PHX	23 ALT 7:00 PHX
24	25 ALT 6:30 DAL	26	27 ALT 5:30 MIA	28	29 ALT 6:30 SAS	30
31 ALT 1:30 UTA						

FEBRUARY

SUN	MON	TUE	WED	THU	FRI	SAT
	1 ALT 7:00 DET	2	3	4 TNT 8:00 LAL	5	6 ALT 3:00 SAC
7	8 ALT 7:30 MIL	9	10 ALT 7:00 CLE	11	12 ALT 7:00 OKC	13
14 ALT 5:30 LAL	15	16 ALT 5:00 BOS	17 ALT 5:00 WSH	18	19 ALT 5:00 CHA	20
21 ALT 5:30 ATL	22	23 ALT/TNT 8:00 POR	24	25 ALT 7:00 WSH	26	27 ALT 6:00 OKC
28						

MARCH

SUN	MON	TUE	WED	THU	FRI	SAT
	1 ALT 5:00 CHI	2 ALT 5:00 MIL	3	4 ALT 5:00 IND	5	6 ALT
7	8	9	10	11	12	13
14	15	16	17	18	19	20
21	22	23	24	25	26	27
28	29	30	31			

HOME GAMES | AWAY GAMES

ALL TIMES ARE MOUNTAIN AND ARE SUBJECT TO CHANGE.

TO PURCHASE TICKETS

CHECK NUGGETS.COM OR TICKETMASTER.COM FOR UPDATES ON IN-PERSON GAMES

TUNE-IN ON GAME DAYS

Altitude sports

ALT – ALTITUDE SPORTS
ALT2 – ALTITUDE SPORTS 2
ALTITUDESPORTS.COM

Altitude SPORTS RADIO 92.5 FM

ALTITUDE 92.5 FM IS THE DENVER NUGGETS' FLAGSHIP STATION IN DENVER

Altitude AM950

SELECT GAMES WILL ALSO AIR ON **ALTITUDE AM 950**

ticketmaster®

Ball Arena

MISCELLANEOUS