


**MAJOR LEAGUE
BASKETBALL**



has improved, too!

DETROIT PISTONS



1957-58

Press, Radio & TV Guide

C O N T E N T S

	<i>Page</i>
Message from President Fred Zollner.....	5
Message from NBA President Maurice Podoloff.....	3
Coach Charley Eckman.....	4
1957-58 Schedule at Home and Away.....	5
The Men Behind the Pistons.....	6
Zollner Pioneered Major League Basketball.....	7
1957-58 Pistons Roster.....	8
Piston Profiles	9-13
Western Division Coaches' Comments	14
Eastern Division Coaches' Comments.....	15
NBA Individual Scoring Leaders—1956-57.....	16
1956-57 All League Team.....	17
Composite Record of Teams, 1941-1957.....	18-19
Pistons' Career Scoring Records.....	20-22
Records Against Other NBA Teams.....	23-25
Pistons on TV—1957-58.....	25
Pistons' 16-Year Records.....	26-30
Down Through the Years with Pistons.....	31-33
Pistons Profiles Continued.....	34
Results of Pistons Games—1956-57.....	35
All-Time Pistons Records.....	36

This brochure has been prepared to assist members of the newspaper, radio and TV staffs covering the Detroit Pistons and the National Basketball Association. I sincerely hope it will prove valuable in answering questions about the team.

FRAN SMITH
Publicity Director
 Office: Olympia Stadium
 Telephone: TYler 8-6440

FROM THE SPORTS LIBRARY OF
RETROSEASONS  **com**

www.retroseasons.com/library/

Welcome, Piston Fans!

The DETROIT PISTONS welcome you to Olympia Stadium!

All season long, MAJOR LEAGUE BASKETBALL will be presented. This is a clean, rugged sport, played by superbly developed athletes of intelligence. The College All Stars of one year are the rookies of the NBA the following year and continue their improvement in play until they become stars of major league basketball.



The game became exceedingly fast and well-played with the introduction, three years ago, of the 24-second rule, which means a team in possession of the ball must execute a play in 24 seconds or less. Intentional fouling has been eliminated by allowing each team only six fouls per quarter without additional penalty.

I hope you'll enjoy seeing these great stars playing under these modern rules with ideal playing conditions at Olympia Stadium!

Sincerely,

A handwritten signature in cursive script that reads "Fred Zollner". The signature is written in dark ink and is positioned to the right of the typed name.

President, Detroit Pistons

NBA Salutes Zollner

On behalf of the Board of Governors of the NATIONAL BASKETBALL ASSOCIATION and myself, I want to express our appreciation to you, Fred Zollner, for establishing one of our franchises in Detroit.

And to residents of Greater Detroit, my congratulations on having, at long last, the opportunity to see in action, in person, the greatest basketball players in the world, the All Americas from our colleges.

Detroit now will have all four major competitive sports, a complete program for the entire year.

In the 11 years since the birth of the NBA, giant and significant steps of progress have been made. Spectator interest has increased, we have pioneered in the establishment of rules and patterns of play for a more interesting and exciting game.

To all those I have named, the coach, Charles Eckman, and the team which must "carry the ball," my very best wishes.


Sincerely,

A handwritten signature in cursive script that reads "Maurice Podoloff". The signature is written in dark ink and is positioned to the left of the typed name.

President, National Basketball Association



Sports History Made in '54



Coach Eckman and 24-second clock.

Eckman Predicts 1-2 Finish in NBA Race

DETROIT, 1957—"We should finish 1-2 in the Western Division and could take it all. I'm not bragging when I say that — we've got the horses to do the work."

This was the prediction made by Coach Charley Eckman of the new Detroit Pistons when he arrived in town to start setting up training headquarters for the 1957-58 National Basketball Association season.

"We made some real good trades last spring and I'm still hoping to make a couple of more. But even if I don't, nobody had better count us out of the race this year," Eckman declared.

Eckman figures St. Louis, Western Division playoff champ in 1956-57, is the team to watch and points out that Cincinnati has improved tremendously.

Zollner Signed Ref To Pilot Piston '5'

FORT WAYNE, 1954—President Fred Zollner of the Pistons today made sports history when he signed Charley Eckman, veteran National Basketball Association referee, to coach the Fort Wayne team for the next three years.

Eckman, a native of Baltimore, immediately accepted the challenge by telling a meeting of the Pistons Booster's Club:

"I've been booed by the best fans in the world. I hope you were among them."

The transition from referee in a major league sport to coach in the same league is without precedent. And it all started with an offhand remark made one wintry night in 1951.

On this occasion, after a game in Milwaukee, a violent snowstorm snarled traffic and Fred Zollner, Eckman and Minneapolis Lakers star George Mikan were among those from the basketball crowd gathered in the Schroeder Hotel.

Mikan, who had scored 27 points that night, praised Eckman's officiating.

"I called a better game than you oafs played," Eckman quipped in return. "Some-day I'd like to coach you monkeys and teach you a few tricks."

Though Zollner was not at that time in the market for a new coach, he tucked the statement away for future reference and surprised the world of sport with his decision to hire Eckman.

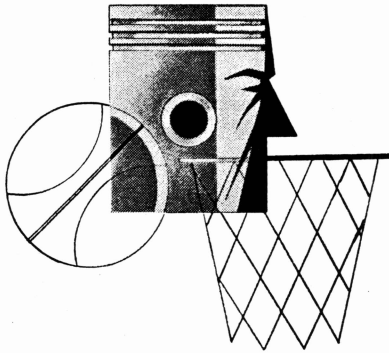
For Real Thrills Watch 24 Tocks on NBA Clocks

Of the many revolutionary rules changes in major sports, none has ever approached the particular significance of the 24-second clock used exclusively in the National Basketball Association.

Adopted by the NBA Board of Governors in April, 1954, the rule went into effect the following season with astonishing results. Key factors in its favor were (1) sustained action throughout each NBA game and (2) elimination of the "stall", a defensive measure formerly employed to keep the ball from the opposition.

The 24-second clock starts as soon as team possession is established. The offensive team then has 24 seconds in which to make an attempt to score. An "attempt" is any shot that hits either the backboard or rim. Failure to shoot within the prescribed time limit results in loss of the ball to the opponent.

If, at any time during the 24-second segment, team possession is changed, the special clock is restarted.



Detroit Pistons

1957-58 Schedule

At Olympia Stadium

Date	Opponents
*Oct. 23	St. Louis vs. New York Boston vs. Detroit
Oct. 26	Philadelphia vs. Detroit
*Nov. 12	Boston vs. Minneapolis New York vs. Detroit
Nov. 15	Minneapolis vs. Detroit
*Nov. 21	Minneapolis vs. New York Boston vs. Detroit
*Nov. 27	Minneapolis vs. Cincinnati St. Louis vs. Detroit
Nov. 30	Cincinnati vs. Detroit
*Dec. 3	St. Louis vs. Minneapolis Boston vs. Detroit
Dec. 7	Cincinnati vs. Detroit
*Dec. 10	Syracuse vs. Minneapolis Philadelphia vs. Detroit
Dec. 13	New York vs. Detroit
*Dec. 21	St. Louis vs. Syracuse Cincinnati vs. Detroit
Dec. 25	Minneapolis vs. Detroit

Date	Opponents
Dec. 28	Syracuse vs. Detroit
Jan. 4	Philadelphia vs. Detroit (Afternoon game on Nat. TV)
*Jan. 8	Cincinnati vs. New York Syracuse vs. Detroit
Jan. 11	Minneapolis vs. Detroit
*Jan. 17	Minneapolis vs. St. Louis Cincinnati vs. Detroit
Jan. 22	New York vs. Detroit
Jan. 25	St. Louis vs. Detroit
*Jan. 27	New York vs. Minneapolis Philadelphia vs. Detroit
*Feb. 4	Minneapolis vs. Philadelphia Syracuse vs. Detroit
Feb. 9	New York vs. Detroit
Feb. 12	St. Louis vs. Detroit
Feb. 15	Minneapolis vs. Detroit
Feb. 18	Syracuse vs. Detroit
Feb. 22	St. Louis vs. Detroit
*Feb. 26	St. Louis vs. Cincinnati Boston vs. Detroit

Starting Times: Single Games 8:30 p.m.; Doubleheaders, 7:15 p.m.

On the Road

Oct. 30	at Minneapolis
Nov. 3	at Cincinnati
*Nov. 5	vs. Boston at St. Louis
Nov. 16	at New York
Nov. 17	at Philadelphia
*Nov. 19	vs. Cincinnati at St. Louis
Nov. 23	at St. Louis
*Nov. 26	vs. Minneapolis at St. Louis
Nov. 29	at Cincinnati
Dec. 1	at New York
*Dec. 4	vs. Cincinnati at Philadelphia
Dec. 6	at Syracuse
*Dec. 12	at Philadelphia
*Dec. 17	vs. St. Louis at New York
Dec. 22	at Syracuse
*Dec. 26	at St. Louis
*Dec. 27	at New York
Dec. 31	at Cincinnati
Jan. 5	at St. Louis
*Jan. 7	vs. Cincinnati at New York
*Jan. 10	vs. Minneapolis at Philadelphia
Jan. 12	at Syracuse

Jan. 15	at Boston
Jan. 16	at Philadelphia
Jan. 18	at St. Louis (National TV)
Jan. 19	at Minneapolis
Jan. 23	at Minneapolis (St. Paul)
Jan. 26	at Cincinnati
*Jan. 30	vs. Syracuse at Philadelphia
*Jan. 31	vs. New York at Boston
*Feb. 1	vs. Philadelphia at New York
Feb. 2	at Boston
*Feb. 7	vs. St. Louis at Philadelphia
*Feb. 11	at Philadelphia
Feb. 14	at Boston
Feb. 16	at St. Louis
Feb. 19	at Minneapolis
Feb. 21	at Cincinnati
*Feb. 25	vs. St. Louis at New York
*Feb. 27	vs. Minneapolis at Philadelphia
Mar. 1	at New York
Mar. 6	at Minneapolis
Mar. 8	at Boston (National TV)
Mar. 9	at Syracuse

*NBA Doubleheaders

**T
H
E
M
E
N
B
E
H
I
N
D
T
H
E
P
I
S
T
O
N
S**



FRED DE LANO
Vice President
& General Manager



OTTO H. ADAMS
Treasurer
Zollner Corporation



L. IRVING WOOLSON
Director
Chrysler Corporation




FRED G. BUESSER, JR.
Director
Attorney



HERMAN FISHMAN
Director
Fishman Insurance Co.



C. OLAF TALLA
Director
Det. Div., Kroger Co.



J. L. CONROY
Director
Michigan Bell Tele. Co.



E. DAWSON FISHER
Director
J. L. Hudson Co.

Zollner Pioneered Major League Basketball in 1941

Detroit Pistons President Fred Zollner is one of the pioneers of major league basketball, organizing his first professional team in 1941 as an entry in the National Basketball League.

Success on the basketball floor was not long in coming to the president of the Fort Wayne piston-manufacturing corporation that bears his name. Bolstered by such stars as Bobby McDermott, Paul Birch and Buddy Jeanette (formerly of the Detroit Eagles), the Pistons won the National Basketball League championship four straight years (1943 through '46) and captured three world tournaments (1944-45-46) in Chicago Stadium, then recognized as the pinnacle of pro cage fame.

Zollner and his Pistons led three other NBL teams into the Basketball Association of America in 1948 and the following year joined the National Basketball Association, an amalgamation of the old NBL and the rival BAA.

Winning championships in the NBA is no easy task and Zollner, seeking to re-establish the Pistons as a cage power, startled the sports world in 1954 when he named an NBA referee, Charley Eckman, to coach the Pistons.


The two set off in quest of glory and found it immediately. In 1954-55, the Pistons won their first Western Division championship even though forced to play all playoff games on neutral or opponents' courts due to the presence of the American Bowling Congress tournament at Fort Wayne Coliseum, then the Pistons' home base.

After hurdling Minneapolis in the semi-finals for the divisional flag, the Pistons extended Eastern champion Syracuse to the full seven games before bowing in the title game, 92-91.

Eckman's squad repeated as Western Division champion in 1955-56 and was beaten in the world championship playoffs by Philadelphia.

Despite two consecutive divisional pennants, attendance at Fort Wayne failed to improve and Zollner decided to move his club to a city with major league standards. He decided to wait, however, until after the 1956-57 season, which saw the Pistons share first place in the regular season race with St. Louis and Minneapolis, then bow in the first round of the playoffs.


Through his long affiliation with automotive leaders in Detroit, and because of his firm belief that the Motor City is the world's finest sports town, Zollner early last spring completed negotiations to bring the Pistons to Olympia stadium.



Fran Smith
Publicity Director



Dr. Raymond Forsyth
Team Physician



Stan Kenworthy
Trainer

1957-58 PISTONS ROSTER


(AS OF OCTOBER 15, 1957)

Name	Pos.	Exp.	Hgt.	Wgt.	Age	College	Hometown
Jesse Arnelle	F	1	6-5	225	24	Penn State	New Rochelle, NY
Dick Atha	G	1	6-2	195	26	Indiana State	Otterbein, Ind.
Doug Blstorff	G	6-4	195	23	Minnesota	Austin, Minn.
Nat Clifton	F-C	7	6-7	225	32	Xavier, La.	Chicago, Ill.
Walter Dukes	F	2	7-0	220	27	Seton Hall	Youngstown, O.
Harry Gallatin	F	9	6-6	220	29	NE Mo. State	Wood River, Ill.
Bob Houbregs	C	4	6-8	225	25	Washington	Vancouver, B.C.
Ed Kalafat	F	3	6-6	245	24	Minnesota	Anaconda, Mont.
Dick McGuire	G	8	6-0	180	31	Brkyn. St. John's	New York, N.Y.
Chuck Noble	G	2	6-4	190	25	Louisville	Akron, Ohio
Gene Shue	G	3	6-2	170	25	Maryland	Baltimore, Md.
Bill Thieben	F	1	6-7	220	22	Hofstra, N.Y.	Brooklyn, N.Y.
George Yardley	F	4	6-5	190	28	Stanford	Hollywood, Calif.

Versatility Solves Front Court Woes

By CHARLEY ECKMAN

Detroit Pistons Coach



GALLATIN CLIFTON

The Detroit Pistons should have one of the most versatile teams in the National Basketball Association this season.


We'll have six men up front who can play the pivot, which means we'll mix 'em up pretty good. In this game, it's largely a matter of matching personnel and I think our team should stack up against any in the NBA.

At center we'll have Bob Houbregs (6-8) and Nat Clifton (6-7). Also up front will be George Yardley (6-5), Bill Thieben (6-7), Harry Gallatin (6-6) and Walter Dukes (7-0).

We got Gallatin, Clifton and Dukes in good trades along with tricky Dick McGuire (6-0) at guard.

Also in the backcourt will be Gene Shue (6-2) and Chuck Noble (6-4).

The trades helped solve our major weakness of last year — rebounds. We've got the boys to



GEORGE YARDLEY
Pistons forward

get up there and battle for the ball.

I'm looking forward to another great season by George Yardley. He is the greatest jump shooter in the game today.

They say I "stole" McGuire from the Knickerbockers and they might be right, at that. He is an excellent playmaker and should help us a lot.

This is the best club I've had in four years of coaching in this league and I figure we should surprise a lot of people.

610 Straight Games for Pistons' Star

Durable Harry Gallatin, called "The Horse" by fellow NBA players, holds a league record not likely to be broken in the near future.

Starting in November of 1948 when he joined the New York Knickerbockers, Gallatin appeared in 610 consecutive regular season games through last March 13.

He has NEVER missed a game in his NBA career, including 58 playoff contests.

Pistons Profiles

DICK ATHA

Age: 26 Wgt.: 195 lbs. Hgt.: 6 ft., 2 in.

Birth date: Sept. 21, 1931

NBA experience: 1 year

Position: Guard

Hometown: Otterbein, Ind.

College: Indiana State


Dick Atha this season is making his second attempt to win a berth on a National Basketball Association team. He played for the New York Knickerbockers in 1955-56, then was farmed out.

Coach Charley Eckman invited him to several workouts at Fort Wayne last season, liked what he saw and asked that the Knicks include Atha in the trade that brought Nat (Sweetwater) Clifton and Harry Gallatin to Detroit last spring.

Atha spent two years in the Army after graduating from Indiana State College in Terre Haute. He majored in physical education and hopes to become a coach.

His high individual mark in college was 32 points against Arkansas Tech.

Atha is married and has one daughter, born in August.



DICK ATHA

NAT (SWEETWATER) CLIFTON

Age: 32 Wgt.: 225 lbs. Hgt.: 6 ft., 7 in.


Birth date: October 13, 1925

NBA experience: 7 years

Position: Center

Hometown: Chicago, Ill.

College: Xavier (La.)



NAT (Sweetwater) CLIFTON

One of the key men acquired by the Pistons in off-season trading was "Sweets" Clifton, as versatile a player as ever played in the NBA.

Clifton is starting his eighth season in the league after two years of stardom with the famed Harlem Globe Trotters. All seven previous seasons were spent with New York.

He has consistently been among the top rebounders in the league and is best noted for his brilliant ball-handling in the pivot. He was a member of the East team in the All-Star game at Boston last January.

"Sweets" might have become one of the top baseball players of modern times had he pursued the sport. He played with Dayton in the Central League and Wilkes-Barre in the Eastern League and was a teammate of such established stars as Harry Simpson, Bob Chakales, Sam Jones and Al Smith. He led both teams in hitting.

Clifton attended DuSable High in Chicago and Xavier of New Orleans, where he won all-conference honors three straight years. His top college mark for one game was 52 against South Carolina State in 1948. He set a Chicago prep tourney mark of 48

(Continued on Page 34)

Pistons Profiles

WALTER DUKES

Age: 27 Wgt.: 220 lbs. Hgt.: 7 ft.

Birth date: June 23, 1930

NBA experience: 2 years

Position: Forward

Hometown: Youngstown, O.

College: Seton Hall

Walter Dukes, the 7-foot giant obtained in a trade with the Minneapolis Lakers, is Coach Charley Eckman's answer to stopping the NBA's big men such as Bob Pettit of St. Louis and Bill Russell of Boston.

"I believe in matching personnel," says Eckman, "and this boy is equipped to handle those fellows. He'll be a great asset to our club this season."


Walter is the biggest man in the league and is rated as one of the most improved since breaking into the NBA with New York after two years with the Globe Trotters. He was traded to Minneapolis last October and posted a 10.1 average for the Lakers, picked up 794 rebounds.

While at Seton Hall, he sparked team to 27 straight wins and the NIT championship in 1953. He was named most valuable player of NIT and won All-American honors in each of his last two seasons at SH.

Big Walt scored 861 points for a 26.0 average in his senior year and finished with 1,789 for his college career. All three shattered Seton Hall records.

He majored in economics and law at Seton Hall and is continuing his law studies

(Continued on Page 34)



WALTER DUKES

HARRY GALLATIN

Age: 29 Wgt.: 220 Hgt.: 6 ft., 6 in.

Birth date: April 26, 1928

NBA experience: 9 years

Position: Forward

Hometown: Wood River, Ill.

College: NE Mo. State



HARRY GALLATIN

Harry Gallatin will answer to either of two nicknames, "The Horse" or "Iron Man", and both are well-deserved.

Quiet and unassuming off the court, he's both rugged and fast when in action. And he's extremely durable. In nine full seasons with the Knickerbockers before being traded to the Pistons, Harry never missed a regular season game and holds the record with 610 in a row. In addition, he played in all 58 playoff games for which the Knicks qualified. Add to this fact he never missed a practice session and it's easy to see why he goes by "Iron Man".

Harry has been one of the NBA's outstanding rebounders since statisticians began keeping track of such things in 1950. He set what was then a league record with 1,098 in 1953-54 and was second high in the circuit in 1954-55. Last year, he set the pace for New York in this department with 725 and fashioned his best scoring average at 15.0.

Harry needs only to go back to last season to recall his greatest thrill in NBA play. It was during a game against Boston when he held the Celtics' great Bill Russell to 12

(Continued on Page 34)

Pistons Profiles

BOB HOUBREGS

Age: 25 Hgt.: 6 ft., 8 in. Wgt.: 225 lbs
Birth date: March 12, 1932
NBA experience: 4 years

Position: Center
Hometown: Seattle
College: Washington

It was through a chain of circumstances that Bob Houbregs found himself with the Pistons when the 1954-55 season rolled around.

For all intents and purposes, it looked like he was finished as a pro when Milwaukee traded him away to Baltimore, which subsequently folded. The Boston Celtics claimed him, but sent him home without a look-see.


The Pistons got word of Houbregs' release and tried desperately to contact him all the way to the Coast. When Big Bob finally arrived home, a telegram ordering him to report to the Pistons sent him hurrying back to the scene of battle.

Bob owns one of the NBA's finest hook shots and will be able to use it to much better advantage now that the team has greater rebounding strength up front. As Charley Eckman says:

"When Houbs gets position on the right side, you can count two for our team."

Bob excelled in basketball (all state), football and baseball at Queen Anne High in Seattle before going on to All-America fame at University of Washington. He

(Continued on Page 34)



BOB HOUBREGS

DICK McGUIRE

Age: 31 Hgt.: 6 ft.; Wgt.: 180 lbs.
Birth date: January 26, 1926
NBA experience: 8 years

Position: Guard
Hometown: New York
College: Brooklyn St. John's



DICK McGUIRE

Tricky Dick McGuire was ready to report to the New York Knickerbockers for the ninth straight season early in September when he was informed he had been traded to Detroit for the Pistons No. 1 draft choice of 1958.

After arriving in Detroit and looking over his new teammates, Dick, who seldom utters sentences of more than a half-dozen words, said:

"I like the looks of the Pistons and I'm happy to be here. I had always heard Detroit was a great sports town and the reception I was given proves it."

Dick prefers to let his actions on the court speak for him. He is one of the great playmakers in NBA history, leading the league in his freshman year with the Knicks with 386 and running second to Boston's Bob Cousy with 542 in 1954-55.

He twice received the Haggerty Award as the best player in the New York metropolitan area college ranks while at Brooklyn St. John's.

Dick has never been a high scorer, but his ability as a playmaker is what prompted Charley Eckman to surrender his top

(Continued on Page 34)

Pistons Profiles

CHUCK NOBLE

Age: 25 Hgt.: 6 ft., 4 in. Wgt.: 195 lbs.
Birth date: July 24, 1932
NBA experience: 2 years


Position: Guard
Hometown: Akron, O.
College: Louisville

Chuck Noble bypassed the chance to play for the Philadelphia Warriors in 1954 after being named their No. 4 draft choice and as a result wound up with the Pistons in '55.

Instead, he played one season of AAU ball in his hometown with the Akron Good-years. But the Pistons wanted him and paid the Warriors \$1,000. Coach Charley Eckman said it was one of the best investments he's ever made.

Chuch is one of the fiercest competitors in the league, making his 195 pounds felt no matter how big the opponent. He owns the best one-hand set in the business and has developed a good outside jump shot to worry rivals.

A late-season injury kept him out of action in the closing games of the 1956-57 season, but he reported back to the team in excellent condition and can be expected to play a major role in the Pistons' championship plans this year.




CHUCK NOBLE

GENE SHUE

Age: 25 Hgt.: 6 ft., 2 in. Wgt.: 175 lbs.
Birth date: December 18, 1931
NBA experience: 3 years

Position: Guard
Hometown: Baltimore, Md.
College: Maryland



GENE SHUE

Counting Gene Shue, who preceded the others by one season, the Pistons could put a former all-New York team on the floor this season.

Gene, drafted in 1954 by Philadelphia, was traded away to the Knicks and played for the New Yorkers for two years before the Pistons gave up their top draft choice (Ron Sobie) to get the former Maryland All-America in April, 1956.

This year, he rejoins Harry Gallatin, Nat Clifton, Dick McGuire, Dick Atha and Walter Dukes to help form one of the most formidable NBA squads.

His first season with the Pistons saw him blossom into a defensive star the equal of Bob Cousy of Boston and one of the league's outstanding playmakers.

Gene's long two hand set shots add to his stature as one of the league's best in the backcourt.


He is extremely durable, playing in all 72 games last season and scoring 787 points for a 10.9 average.

Pistons Profiles

BILL THIEBEN

Age: 22 Hgt.: 6 ft., 7 in. Wgt.: 215 lbs
Birth date: March 28, 1935
NBA experience: 1 year

Position: Forward
Hometown: Brooklyn, N.Y.
College: Hofstra



BILL THIEBEN

Big Bill Thieben (pronounced Tee-been) was the only rookie from an excellent crop of hopefuls to make the grade with the Pistons last year. Though not spectacular in his freshman season, he has the makings of becoming one of the best in the league.

One of the most conscientious workers on the squad, Bill worked overtime on the hoop during the summer to develop an outside shot and the results were apparent in training camp.

Charley Eckman appraises him thusly:

"Bill learned plenty in his first year and I feel he's ready to become an established star. No one works harder and longer to make good in this league, believe me."

Bill came out of Hofstra College with a remarkable record of having scored 2,045 points in three seasons. His greatest thrills were a 25-point effort that helped beat Yale in his first college varsity game and leading Hofstra to an upset win over NIT-bound Manhattan as a junior.

Bill is married and has one boy. He intends to make Detroit his home in the off-season.

GEORGE YARDLEY

Age: 28 Hgt.: 6 ft., 5 in. Wgt.: 195
Birth date: November 3, 1928
NBA experience: 4 years

Position: Forward
Hometown: Los Angeles, Cal.
College: Stanford

Jumping George Yardley may be last on the Pistons, alphabetically, but he's NUMBER ONE in just about every other category.

Since joining the club in 1953, George has steadily surged upward until now he is regarded as one of the greatest ever to step out on an NBA court.

The record speaks for itself in the case of the balding former Stanford All-America, who also excelled in volleyball, tennis and track.


Last year, Yardley personally led the injury-riddled Pistons to a share of the regular season championship in the Western Division with a spectacular 21.5 average, fifth best in the NBA.

In all, he established eight new records for individual efforts, one of them a 40-point spree against Minneapolis. Perhaps even better was a 23-point output in one quarter against Rochester.

In a league in which most players boast a best in one department or another, it takes super superlatives to describe Yardley.

"I've been around basketball just about

(Continued on Page 34)



GEORGE YARDLEY

NBA Western Division

FINAL STANDINGS—1956-57 SEASON

	W	L	Pct.		W	L	Pct.
Pistons	34	38	.472	St. Louis	34	38	.472
Minneapolis	34	38	.472	Cincinnati (Rochester)...	31	41	.431

'Need Another Big Man'—*Hannum*


"The St. Louis Hawks should be one of the top contenders for the Western Division crown and if we can come up with another big man, I think we are the team to beat, at least in the Western Division.

"Up front we have basketball's top big man, if not the sport's best all-around player, Bob Pettit. He was on his way to a record-shattering season last year when an arm injury hampered him. He was a tremendous performer in the playoffs.

"Easy Ed Macauley, Charley Share, Cliff Hagan and Jack Coleman, if he comes back, are our other big men. Slater Martin, one of the best 'little' men in NBA history, heads the backcourt crew with Jack McMahon his running mate.

"Win Wilfong, Memphis State All-American, heads our rookie crop.

"Cincinnati has improved tremendously as has Detroit."



ALEX HANNUM
Coach—St. Louis

'Many New Faces'—*Mikan*

"The Minneapolis Lakers will be just that for 1957-58. They will feature at least five new faces from the team that tied Detroit and St. Louis for first place in the Western Division last year.

"Gone are Clyde Lovellette, Ed Kalafat (now with Detroit) and Jim Paxson (now with Lovellette at Cincinnati), Chuck Mencil (in the Army) and Whitey Skoog (coaching at Gustavus Adolphus College).

"We got Larry Foust from Detroit and returning are forwards Dick Schnitker and Vern Mikkelsen and guards Bob Leonard and Dick Garmaker, two of the league's best.

"Newcomers who look like they might make the grade are SMU's Jim Krebs and George Brown from Wayne State.

"The Lakers should be a good shooting, fast moving club which may lack experienced reserves and good quality in depth."



GEORGE MIKAN
Coach—Minneapolis

'Should Be Contender'—*Wanzer*

"We finished just three games off the pace last year and I feel that our improvement up front can make us a contender this year. Just how much we can improve and how far we can go depends on whether or not we can come up with a pair of fine guards.

"Up front we have Clyde Lovellette to take a lot of pressure off Maury Stokes. This combination should give offensive and defensive strength off the boards."

"Jimmy Paxson, who came in the trade with Lovellette, and Jack Twyman, our leading scorer last year, along with Dick Ricketts, brighten our picture in the front line. But unless we have accuracy from outside, our strength will be nullified.

"We have an experienced guard in Richie Regan and George King, who has been out a year, may be the key to our problem at that position."



BOBBY WANZER
Coach—Cincinnati

NBA Eastern Division

FINAL STANDINGS—1956-57 SEASON

	W	L	Pct.		W	L	Pct.
Boston	44	28	.611	Philadelphia	37	35	.514
Syracuse	38	34	.528	New York	36	36	.500

Celtics on Spot in NBA Race


"Everybody in the league will be gunning for Boston, naturally since we are the defending champions. The league as a whole will be stronger while we are essentially the same club as last year. Ordinarily, going with the same squad can be a mistake, but in our case I feel we have an improved group.

"Bill Russell, who missed the early part of the season last year due to his competition with the Olympic team, now has the benefit of a full exhibition season.

"We expect another great year from Bob Cousy and Bill Sharman should retain his scoring edge over the other terrific scorers in the league. I look for Tom Heinsohn, rookie of the year, to avoid the sophomore jinx."



RED AUERBACH
Coach—Boston



GEORGE SENESKY
Coach—Philadelphia

Gola's Return Strengthens Warriors

"There's a big difference in looking ahead to the 1957-58 NBA campaign as compared to a year ago. At that time we were defending champion and knew we would be targets all season.

"We were right and finished third in the East. That record is misleading, since it was third best in the NBA.

"We feel we should finish second in the East and give Boston a hard time. Our rosy outlook is based on three big factors. One is the availability of Paul Arizin and Neil Johnston, basketball's best 1-2 punch. Secondly, Tom Gola will be with us after his release from the Army. And thirdly, our bench will be stronger."


'Question Mark on Rookies'—Seymour

"Syracuse could have its best one-two punch in history providing that big George BonSalle reports to our team. He has been playing in Italy all summer and has indicated he might not play in the NBA.


"With John Kerr, he would give us exceptionally fine help in the pivot, one of our weak spots.

"Another 'rookie' who could make our club go is Ron Tomsic, whom we drafted from Stanford two years ago. He led the Olympic team in scoring and sparked the Air Force to the AAU title last year. Another top prospect is Jack Nichols of Colgate.

"We'll need help in the backcourt since Ed Conlin is in service and won't report until December."



PAUL SEYMOUR
Coach—Syracuse



VINCE BORYLA
Coach New York

'Much Depends on Tyra'—Boryla

"The Knicks got the best college center in the country in the draft, Charlie Tyra of Louisville, and I am expecting big things of him. We have the best four corner men in the league in Willie Gardner, Mel Hutchins, Kenny Sears and Willie Naulls and our backcourt is adequate with Carl Braun, Ron Sobie and Richie Guerin.

"Among the other rookies, Larry Friend of California, Brendan McCann of St. Bonaventure and Guy Sparrow of Detroit (he's been in the Army for two years) appear to be the best prospects.

"Boston looks best in the east and Philadelphia, with Tom Gola back, should be much stronger."

National Basketball Association 1956-57 Statistics

INDIVIDUAL SCORING LEADERS

	G	FG	FT	Pts.	Avg.
Arizin, Philadelphia	71	613	591	1817	25.6
Pettit, St. Louis	71	613	529	1755	24.7
Schayes, Syracuse	72	496	625	1617	22.5
Johnston, Philadelphia	69	520	535	1575	22.8
Yardley, Fort Wayne	72	522	503	1547	21.5
Lovellette, Minneapolis	69	574	286	1434	20.8
Sharman, Boston	67	516	381	1413	21.1
Cousy, Boston	64	478	363	1319	20.6
Macauley, St. Louis	72	414	359	1187	16.5
Garmaker, Minneapolis	72	406	365	1177	16.3
Twyman, Rochester	72	449	276	1174	16.3
Heinsohn, Boston	72	446	271	1163	16.2
Stokes, Rochester	72	434	256	1124	15.6
Gallatin, New York	72	332	415	1079	15.0
Sears, New York	72	343	383	1069	14.8
Graboski, Philadelphia	72	390	252	1032	14.3
Braun, New York	72	378	245	1001	13.9
Mikkelsen, Minneapolis	72	322	342	986	13.7
Conlin, Syracuse	71	335	283	953	13.4
Kerr, Syracuse	72	333	225	891	12.4

Field Goal Percentage Leaders

(Min. 230 Field Goals)	FGA	FG	Pct.
Johnston, Phila.....	1163	520	.447
Twyman, Rochester	1023	449	.439
Houbregs, Ft. Wayne.....	585	253	.432
Russell, Boston	649	277	.427
Lovellette, Minn.	1348	574	.426

Leaders in Rebounds

	G	No.
Stokes, Rochester	72	1256
Pettit, St. Louis	71	1037
Schayes, Syracuse	72	1008
Russell, Boston	48	943
Lovellette, Minneapolis	69	932

Free Throw Percentage Leaders

	FTA	FT	Pct.
Sharman, Boston	421	381	.9050
Schayes, Syracuse	691	625	.9045
Garmaker, Minn.	435	365	.839
Arizin, Philadelphia	713	591	.829
Johnston, Philadelphia	648	535	.826

Leaders in Assists

	G	No.
Cousy, Boston	64	478
McMahon, St. Louis	72	367
Stokes, Rochester	72	331
George, Philadelphia	67	307
Martin, St. Louis	66	269

Most Personal Fouls—Vern Mikkelsen, Minneapolis, 312; Tom Heinsohn, Boston, 304.

Most Games Disqualified—Vern Mikkelsen, Minneapolis, 18.

Most Points Scored in One Game—Bob Pettit, 49 (vs. Rochester, Nov. 13).

Most Free Throws Scored in One Game—Bob Pettit, St. Louis, 19 (vs. Syracuse, Dec. 27); Dolph Schayes, Syracuse, 19 (vs. St. Louis, Jan. 19).

1956-57 NBA ALL-LEAGUE TEAM



Bob Pettit
St. Louis



George Yardley
Detroit



Bob Cousy
Boston



Paul Arizin
Philadelphia



Dolph Schayes
Syracuse



Bill Sharman
Boston



Slater Martin
St. Louis



Maurice Stokes
Cincinnati



Dick Garmaker
Minneapolis



Neil Johnston
Philadelphia

NBA Now Major League

The 1957-58 season will find the National Basketball Association wearing a truly "major league" look.

Formed in 1949 when the old National Basketball League and Basketball Association of America merged, the NBA has progressed amazingly in eight seasons.

All but two of the eight teams play in cities with long and illustrious major league backgrounds. And Minneapolis, home of the famed Lakers, may soon be added to the major league baseball roster.

Detroit and New York are hotbeds of major league activity. Each city supports major league basketball, hockey, baseball and football clubs. Boston and Philadelphia are three-sport towns while Cincinnati and St. Louis each have two major league teams.

Boston last spring was the sports capital of the world as the Celtics battled their way to the NBA championship and the Bruins staged a surprising, though unsuccessful, bid to win the Stanley Cup, hockey's top prize.

As world leader in basketball, the NBA has set the pattern for many startling rule changes. Foremost of these is the 24-second rule (See page Four). Another was widening of the foul lane from six to 12 feet, now standard throughout the world. The NBA also was the first to station two defensive players under the basket on foul shots, also adopted universally.

No longer do teams compete in "tank towns", which fostered the game in its early days. In this sense, the NBA is closely following the pattern set by professional football, which started its big city stampede about a decade ago.

Another big factor in the rise of the NBA was television, which helped bring the game to the fans . . . and fans to the games. Basketball is a universal sport and there are few who have missed the thrill of either participating or watching the game.

NBA player salaries, on the average, exceed those of other major league sports. Playing sites, such as spacious Olympia Stadium, are the finest to be found anywhere.

No doubt about it, this is "major league basketball" in EVERY sense of the word!

COMPLETE PRO BASKETBALL REGULAR SEASON RECORDS MODERN ERA FROM 1941-42 TO PRESENT DAY

CITY	NATIONAL BASKETBALL LEAGUE										BASKETBALL ASSOCIATION OF AMERICA										NATIONAL BASKETBALL ASSOCIATION										Cumulative		
	W	L	W	L	W	L	W	L	W	L	W	L	W	L	W	L	W	L	W	L	W	L	W	L	W	L	Pct.						
PISTONS	15-9	17-6	18-4	25-5	26-8	25-19	40-20	1941-42	1942-43	1943-44	1944-45	1945-46	1946-47	1947-48	1948-49	1949-50	1950-51	1951-52	1952-53	1953-54	1954-55	1955-56	1956-57	479	377	.560							
Akron	15-9																						15	9	.625								
Anderson						24-20	42-18							37-27									103	65	.613								
Baltimore													28-20	29-31	25-43	24-42	20-46	16-54	16-56				158	292	.351								
Boston																39-30	39-27	46-25	42-30	36-36	39-33	44-28	374	353	.514								
Chicago	7-14	8-15		14-16	17-16	26-18	39-22	28-20	38-22	40-28													217	171	.559								
Cleveland			3-5	13-17	4-30	30-30																	50	82	.379								
Denver														11-51									11	51	.177								
Detroit						4-40	20-40																24	80	.231								
Flint						8-52																	8	52	.133								
Indianapolis	10-14			10-22	27-17	24-35	18-42	39-25	31-37	34-32	28-43												221	267	.453								
Milwaukee																17-49	27-44	21-51	26-46				91	190	.324								
Minneapolis						43-17	44-24	51-17	44-24	40-26	48-22	46-26	40-32	33-39	34-38	44-24	40-26	48-22	46-26	40-32	33-39	34-38	423	257	.622								
New York								33-27	26-22	32-28	40-28	36-30	37-29	47-23	44-28	36-30	37-29	47-23	44-28	34-35	35-5	36-36	322	404	.556								

Oshkosh	20-4 *	11-12	7-15	12-18	19-15	28-16	29-31 *W						126	111	.532			
Philadelphia					35-25	27-21 *E	28-32	26-42	40-26 *E	33-33	12-57	29-43	33-39	45-27 *E	37-35	345	380	.476
Pittsburgh		7-23			15-45											22	68	.244
Providence					28-32	6-42	12-48									46	122	.274
Rochester			24-10	31-13	44-16			45-15 *W	51-17 †C	41-27	41-25 *W	44-28	29-43	31-41	31-41	456	302	.602
St. Louis					38-23	29-19 *W	29-31	26-42		33-39	31-38 †W					189	192	.496
Sheboygan		12-11	14-8	19-11	21-13 *W	26-18	23-37	22-40								137	138	.493
Syracuse					21-23	24-36		51-13 *E	32-34	40-26 *E	47-24	42-30	43-29 *E	35-37	38-34	373	286	.566
Toledo	2-20				21-23	22-37										45	80	.360
Toronto					22-38											22	38	.367
Tri-Cities					49-11 *E	28-20	38-22 *E	32-25 *E	29-35	25-43						103	133	.387
Washington						19-25	30-30									157	114	.579
Waterloo								19-43								19	43	.306
Youngstown					12-20	12-32										24	52	.316

PLAYOFF CHAMPIONS

- * Division Leaders
- W—Western
- E—Eastern
- C—Central
- † Tie for Leadership
- [A] Disbanded in Mid-Season
- 1946 - 47—Philadelphia def. Chicago, 4-1.
- 1947 - 48—Baltimore def. Philadelphia, 4-2.
- 1948 - 49—Minneapolis def. Washington, 4-2.
- 1949 - 50—Minneapolis def. Syracuse, 4-2.
- 1950 - 51—Rochester def. New York, 4-3.
- 1951 - 52—Minneapolis def. New York, 4-3.
- 1952 - 53—Minneapolis def. New York, 4-1.
- 1953 - 54—Minneapolis def. Syracuse, 4-3.
- 1954 - 55—Syracuse def. PISTONS, 4-3.
- 1955 - 56—Philadelphia def. PISTONS, 4-1.
- 1956 - 57—Boston def. St. Louis, 4-3.

Pistons' Career Scoring Records

JESSE ARNELLE

Year	Team	G	FGA	FGM	FG%	FTA	FTM	RB	Assts.	PF	TP	Avg.
1955-56	Fort Wayne	31	164	52	.317	69	43	170	18	60	147	4.7

RICHARD ATHA

Year	Team	G	FGA	FGM	FG%	FTA	FTM	RB	Assts.	PF	TP	Avg.
1955-56	New York	25	88	36	.409	27	21	42	32	39	93	3.7

NAT CLIFTON

Year	Team	G	FGA	FGM	FG%	FTA	FTM	RB	Assts.	PF	TP	Avg.
1950-51	New York	65	656	211	.322	263	140	491	162	269	562	8.6
1951-52	New York	62	729	244	.335	256	170	731	209	227	658	10.6
1952-53	New York	70	794	272	.343	343	200	761	231	274	744	10.6
1953-54	New York	72	699	257	.368	277	174	528	176	215	688	9.6
1954-55	New York	72	932	360	.386	328	224	612	198	221	944	13.1
1955-56	New York	64	541	213	.394	191	135	386	151	189	561	8.8
1956-57	New York	71	818	308	.377	217	146	557	164	243	762	10.7

(Playoff Records)

Year	Team	G	FGA	FGM	FG%	FTA	FTM	RB	Assts.	PF	TP	Avg.
1950-51	New York	14	118	41	.347	46	18	137	46	62	100	7.1
1951-52	New York	14	133	39	.293	76	54	133	34	67	132	9.4
1952-53	New York	11	129	51	.395	47	30	140	39	48	132	12.0
1953-54	New York	4	27	8	.296	17	9	39	6	15	25	6.3
1954-55	New York	3	52	20	.385	24	19	23	13	12	59	19.7

WALTER DUKES

Year	Team	G	FGA	FGM	FG%	FTA	FTM	RB	Assts.	PF	TP	Avg.
1955-56	New York	60	370	149	.403	236	167	443	39	211	465	7.8
1956-57	Minn.	71	626	228	.364	383	264	794	54	273	720	10.1

(Playoff Records)

Year	Team	G	FGA	FGM	FG%	FTA	FTM	RB	Assts.	PF	TP	Avg.
1956-57	Minn.	5	57	24	.421	27	20	74	5	26	68	13.6

HARRY GALLATIN

Year	Team	G	FGA	FGM	FG%	FTA	FTM	RB	Assts.	PF	TP	Avg.
1948-49	New York	52	479	157	.328	169	120	63	127	434	8.3
1949-50	New York	68	664	263	.396	366	277	56	215	803	7.8
1950-51	New York	66	705	293	.416	354	259	800	180	244	845	12.8
1951-52	New York	66	527	233	.442	341	275	661	115	223	741	11.2
1952-53	New York	70	635	282	.444	430	301	916	126	224	865	12.4
1953-54	New York	72	639	258	.404	552	433	1098	153	208	994	13.2
1954-55	New York	72	859	330	.384	483	393	995	176	206	1053	14.6
1955-56	New York	72	834	322	.386	455	358	740	168	220	1002	13.9
1956-57	New York	72	817	332	.406	519	415	725	85	202	1079	15.0

(Playoff Records)

Year	Team	G	FGA	FGM	FG%	FTA	FTM	RB	Assts.	PF	TP	Avg.
1948-49	New York	6	56	20	.357	39	32	10	31	72	12.0
1949-50	New York	5	52	20	.385	32	25	6	23	65	13.0
1950-51	New York	14	140	49	.350	87	67	163	26	57	165	11.8
1951-52	New York	14	122	50	.410	66	51	134	19	45	151	10.8
1952-53	New York	11	86	36	.419	59	44	120	15	29	116	10.5
1953-54	New York	4	35	16	.457	31	22	61	6	12	54	13.5
1954-55	New York	3	42	19	.452	22	17	44	7	11	55	18.3

Pistons' Career Scoring Records

BOB HOUBREGS

Year	Team	G	FGA	FGM	FG %	FTA	FTM	RB	Assts.	PF	TP	Avg.
1953-54	Baltimore	70	562	209	.372	266	190	375	123	209	608	8.7
1954-55	Fort Wayne	64	386	148	.383	182	129	297	86	180	425	6.6
1955-56	Fort Wayne	70	575	247	.430	383	283	414	159	147	777	11.1
1956-57	Fort Wayne	60	585	253	.432	234	167	401	113	118	673	11.2

(Playoff Records)

Year	Team	G	FGA	FGM	FG %	FTA	FTM	RB	Assts.	PF	TP	Avg.
1954-55	Fort Wayne	11	63	24	.381	37	29	62	19	31	77	7.0
1955-56	Fort Wayne	10	78	36	.462	44	31	67	14	21	103	10.3
1956-57	Fort Wayne	2	17	7	.412	11	8	6	3	3	22	11.0

ED KALAFAT

Year	Team	G	FGA	FGM	FG %	FTA	FTM	RB	Assts.	PF	TP	Avg.
1954-55	Minn.	72	375	118	.315	168	111	317	75	205	347	4.8
1955-56	Minn.	72	540	194	.359	252	186	440	130	236	574	8.0
1956-57	Minn.	65	507	178	.351	298	197	425	105	243	553	8.5

(Playoff Records)

Year	Team	G	FGA	FGM	FG %	FTA	FTM	RB	Assts.	PF	TP	Avg.
1954-55	Minn.	7	22	2	.091	10	3	18	16	7	1.0
1955-56	Minn.	3	21	9	.429	19	15	21	2	13	33	11.0
1956-57	Minn.	5	36	21	.583	31	21	24	9	20	63	12.6

DICK McGUIRE

Year	Team	G	FGA	FGM	FG %	FTA	FTM	RB	Assts.	PF	TP	Avg.
1949-50	New York	68	563	190	.337	313	204	386	160	584	8.6
1950-51	New York	64	482	179	.371	276	179	334	400	154	537	8.4
1951-52	New York	64	474	204	.430	290	183	332	388	181	591	9.2
1952-53	New York	61	373	142	.381	269	153	280	296	172	437	7.2
1953-54	New York	68	493	201	.408	345	220	310	354	199	622	9.1
1954-55	New York	71	581	226	.389	303	195	322	542	143	647	9.1
1955-56	New York	62	438	152	.347	193	121	220	362	146	425	6.9
1956-57	New York	72	366	140	.383	163	105	146	222	103	385	5.3

(Playoff Records)

Year	Team	G	FGA	FGM	FG %	FTA	FTM	RB	Assts.	PF	TP	Avg.
1949-50	New York	5	52	22	.423	26	19	27	21	63	12.6
1950-51	New York	14	80	25	.313	53	24	83	78	50	74	5.3
1951-52	New York	14	107	48	.449	86	49	71	90	46	145	10.4
1952-53	New York	11	59	24	.407	55	35	63	70	25	83	7.5
1953-54	New York	4	16	4	.250	5	3	4	5	12	11	2.8
1954-55	New York	3	19	6	.316	12	8	9	12	7	20	6.7

CHUCK NOBLE

Year	Team	G	FGA	FGM	FG %	FTA	FTM	RB	Assts.	PF	TP	Avg.
1955-56	Fort Wayne	72	767	270	.352	195	146	261	282	253	686	9.5
1956-57	Fort Wayne	54	556	200	.360	102	76	135	180	161	476	8.8

(Playoff Records)

Year	Team	G	FGA	FGM	FG %	FTA	FTM	RB	Assts.	PF	TP	Avg.
1955-56	Fort Wayne	10	92	29	.315	17	16	30	41	30	74	7.4
1956-57	Fort Wayne	2	26	10	.385	2	1	3	4	5	21	10.5

Pistons' Career Scoring Records

GENE SHUE

Year	Team	G	FGA	FGM	FG%	FTA	FTM	RB	Assts.	PF	TP	Avg.
1954-55	New York	62	289	100	.346	78	59	154	89	64	259	4.2
1955-56	New York	72	625	240	.384	237	181	212	179	111	661	9.2
1956-57	Fort Wayne	72	710	273	.385	316	241	421	238	137	787	10.9

(Playoff Records)

Year	Team	G	FGA	FGM	FG%	FTA	FTM	RB	Assts.	PF	TP	Avg.
1954-55	New York	3	17	8	.471	7	6	12	4	5	22	7.3
1956-57	Fort Wayne	2	27	14	.519	4	4	7	8	3	32	16.0

BILL THIEBEN

Year	Team	G	FGA	FGM	FG%	FTA	FTM	RB	Assts.	PF	TP	Avg.
1956-57	Fort Wayne	58	256	90	.352	87	57	207	17	78	237	4.1

(Playoff Records)

Year	Team	G	FGA	FGM	FG%	FTA	FTM	RB	Assts.	PF	TP	Avg.
1956-57	Fort Wayne	2	7	6	.857	6	2	6	3	5	14	7.0

GEORGE YARDLEY

Year	Team	G	FGA	FGM	FG%	FTA	FTM	RB	Assts.	PF	TP	Avg.
1953-54	Fort Wayne	63	492	209	.425	205	146	407	99	166	564	9.0
1954-55	Fort Wayne	60	869	363	.418	416	310	594	126	205	1056	17.3
1955-56	Fort Wayne	71	1067	434	.407	492	365	686	159	212	1233	17.4
1956-57	Fort Wayne	72	1273	522	.410	639	503	755	147	231	1547	21.5

(Playoff Records)

Year	Team	G	FGA	FGM	FG%	FTA	FTM	RB	Assts.	PF	TP	Avg.
1953-54	Fort Wayne	4	33	16	.485	12	10	24	3	10	42	10.5
1954-55	Fort Wayne	11	143	57	.399	79	60	99	36	37	174	15.8
1955-56	Fort Wayne	10	183	77	.421	98	76	139	26	25	230	23.0
1956-57	Fort Wayne	2	53	24	.453	11	9	19	8	7	57	28.5

PISTONS 1956 - 57 SEASON RECORDS

(Including three playoff games)

	W	L	Pct.
Overall record	34	41	.453
Home record	23	5	.821
Road record	5	25	.167
Neutral court record.....	6	11	.353
One-point decisions	3	3	.500
Two-point decisions	3	3	.500
Decisions by 10 points or less.....	25	17	.595
Decisions by 10 points or more.....	9	24	.273
Overtime decisions	3	2	.600

PISTONS vs. ROCHESTER

(Now Cincinnati)

					OVERALL	
					Won	Lost
N.B.L.	1945-46	PISTONS	Won 3	Lost 6	3	7
N.B.L.	1946-47	PISTONS	Won 3	Lost 4	6	11
N.B.L.	1947-48	PISTONS	Won 3	Lost 7	9	18
B.A.A.	1948-49	PISTONS	Won 0	Lost 6	9	24
N.B.A.	1949-50	PISTONS	Won 5	Lost 3	14	27
N.B.A.	1950-51	PISTONS	Won 4	Lost 7	18	34
N.B.A.	1951-52	PISTONS	Won 3	Lost 8	21	42
N.B.A.	1952-53	PISTONS	Won 5	Lost 8	26	50
N.B.A.	1953-54	PISTONS	Won 3	Lost 10	29	60
N.B.A.	1954-55	PISTONS	Won 8	Lost 4	37	64
N.B.A.	1955-56	PISTONS	Won 7	Lost 5	44	69
N.B.A.	1956-57	PISTONS	Won 6	Lost 6	50	75

Highest Score, Pistons vs. Rochester—Pistons 111, Rochester 93 (1955-56)

Highest score, Rochester vs. Pistons—Rochester 117, Pistons 116 (1955-56)

Biggest Margin, Pistons over Rochester—Pistons 97, Rochester 72—25 pts. (1955-56)
Pistons 109, Rochester 72—25 pts. (1954-55)

Biggest Margin, Rochester over Pistons—Rochester 110, Pistons 81—29 pts. (1950-51)
Rochester 76, Pistons 47—29 pts. (1946-47)

PISTONS vs. BOSTON

					OVERALL	
					Won	Lost
B.A.A.	1948-49	PISTONS	Won 1	Lost 4	1	4
N.B.A.	1949-50	PISTONS	Won 4	Lost 2	5	6
N.B.A.	1950-51	PISTONS	Won 1	Lost 5	6	11
N.B.A.	1951-52	PISTONS	Won 3	Lost 3	9	14
N.B.A.	1952-53	PISTONS	Won 2	Lost 4	11	18
N.B.A.	1953-54	PISTONS	Won 4	Lost 4	15	22
N.B.A.	1954-55	PISTONS	Won 5	Lost 4	20	26
N.B.A.	1955-56	PISTONS	Won 5	Lost 4	25	30
N.B.A.	1956-57	PISTONS	Won 3	Lost 6	28	36

Highest Score, Pistons vs. Boston—Pistons 118, Boston 98 (1954-55)

Highest Score, Boston vs. Pistons—Boston 119, Pistons 110 (1954-55)

Biggest Margin, Pistons over Boston—Pistons 108, Boston 79—29 points (1953-54)

Biggest Margin, Boston over Pistons—Boston 89, Pistons 66—23 points (1952-53)

PISTONS vs. ST. LOUIS (Milwaukee)

					OVERALL	
					Won	Lost
N.B.A.	1951-52	PISTONS	Won 4	Lost 5	4	5
N.B.A.	1952-53	PISTONS	Won 7	Lost 3	11	8
N.B.A.	1953-54	PISTONS	Won 9	Lost 2	20	10
N.B.A.	1954-55	PISTONS	Won 11	Lost 1	31	11
N.B.A.	1955-56	PISTONS	Won 10	Lost 7	41	18
N.B.A.	1956-57	PISTONS	Won 4	Lost 9	45	27

Highest Score, Pistons vs. St. Louis—Pistons 114, St. Louis 106 (1955-56)

Highest Score, St. Louis vs. Pistons—St. Louis 115, Pistons 103 (1956-57, Playoffs)

Biggest Margin, Pistons over St. Louis—Pistons 92 St. Louis (Milwaukee) 68—24 pts. (1954-55)

Pistons 83, St. Louis (Milwaukee) 59—24 pts. (1953-54)

Biggest Margin, St. Louis over Pistons—St. Louis (Milwaukee) 87, Pistons 61—26 pts. (1952-53)

PISTONS vs. NEW YORK

					OVERALL	
					Won	Lost
B.A.A.	1948-49	PISTONS	Won 1	Lost 4	1	4
N.B.A.	1949-50	PISTONS	Won 4	Lost 2	5	6
N.B.A.	1950-51	PISTONS	Won 2	Lost 4	7	10
N.B.A.	1951-52	PISTONS	Won 3	Lost 3	10	13
N.B.A.	1952-53	PISTONS	Won 4	Lost 2	14	15
N.B.A.	1953-54	PISTONS	Won 3	Lost 5	17	20
N.B.A.	1954-55	PISTONS	Won 2	Lost 7	19	27
N.B.A.	1955-56	PISTONS	Won 5	Lost 4	24	31
N.B.A.	1956-57	PISTONS	Won 5	Lost 4	29	35

Highest Score, Pistons vs. New York—Pistons 120, New York 114 (1956-57)

Pistons 120, New York 96 (1950-51)

Highest Score, New York vs. Pistons—New York 122, Pistons 96 (1955-56)

Biggest Margin, Pistons over New York—Pistons 112, New York 83—29 pts. (1952-53)

Biggest Margin, New York over Pistons—New York 96, Pistons 66—30 pts. (1949-50)

PISTONS vs. MINNEAPOLIS

					OVERALL	
					Won	Lost
N.B.L.	1947-48	PISTONS	Won 2	Lost 4	2	4
B.A.A.	1948-49	PISTONS	Won 2	Lost 4	4	8
N.B.A.	1949-50	PISTONS	Won 2	Lost 7	6	15
N.B.A.	1950-51	PISTONS	Won 5	Lost 3	11	18
N.B.A.	1951-52	PISTONS	Won 5	Lost 4	16	22
N.B.A.	1952-53	PISTONS	Won 3	Lost 12	19	34
N.B.A.	1953-54	PISTONS	Won 5	Lost 7	24	41
N.B.A.	1954-55	PISTONS	Won 12	Lost 4	36	45
N.B.A.	1955-56	PISTONS	Won 5	Lost 7	41	52
N.B.A.	1956-57	PISTONS	Won 7	Lost 9	48	61

Highest Score, Pistons vs. Minneapolis—Pistons 120, Minneapolis 93 (1956-57)

Pistons 120, Minneapolis 97 (1954-55)

Highest Score, Minneapolis vs. Pistons—Minn. 131, Pistons 127 (1956-57, Playoffs)

Biggest Margin, Minneapolis over Pistons—Minn. 93, Pistons 66—27 pts. (1953-54)

Minn. 91, Pistons 64—27 pts. (1947-48)

Biggest Margin, Pistons over Minneapolis—Pistons 120, Minn. 93—27 pts. (1956-57)

PISTONS vs. SYRACUSE

					OVERALL	
					Won	Lost
N.B.L.	1946-47	PISTONS	Won 2	Lost 2	2	2
N.B.L.	1947-48	PISTONS	Won 6	Lost 0	8	2
N.B.A.	1949-50	PISTONS	Won 0	Lost 2	8	4
N.B.A.	1950-51	PISTONS	Won 3	Lost 3	11	7
N.B.A.	1951-52	PISTONS	Won 0	Lost 6	11	13
N.B.A.	1952-53	PISTONS	Won 1	Lost 5	12	18
N.B.A.	1953-54	PISTONS	Won 2	Lost 6	14	24
N.B.A.	1954-55	PISTONS	Won 5	Lost 11	19	35
N.B.A.	1955-56	PISTONS	Won 4	Lost 5	23	40
N.B.A.	1956-57	PISTONS	Won 5	Lost 4	28	44

Highest Score, Pistons vs. Syracuse—Pistons 114, Syracuse 81 (1956-57)

Highest Score, Syracuse vs. Pistons—Syracuse 123, Pistons 112 (1956-57)

Biggest Margin, Pistons over Syracuse—Pistons 114, Syracuse 81—33 pts. (1956-57)

Biggest Margin, Syracuse over Pistons—Syracuse 96, Pistons 72—24 pts. (1951-52)

PISTONS vs. PHILADELPHIA

						OVERALL	
						Won	Lost
B.A.A.	1949-49	PISTONS	Won 5	Lost 0		5	0
N.B.A.	1949-50	PISTONS	Won 4	Lost 2		9	2
N.B.A.	1950-51	PISTONS	Won 3	Lost 3		12	5
N.B.A.	1951-52	PISTONS	Won 2	Lost 4		14	9
N.B.A.	1952-53	PISTONS	Won 5	Lost 0		19	9
N.B.A.	1953-54	PISTONS	Won 6	Lost 2		25	11
N.B.A.	1954-55	PISTONS	Won 6	Lost 3		31	14
N.B.A.	1955-56	PISTONS	Won 5	Lost 9		36	23
N.B.A.	1956-57	PISTONS	Won 4	Lost 5		40	28

Highest Score, Pistons vs. Philadelphia—Pistons 112, Philadelphia 88 (1956-57)

Highest Score, Philadelphia vs. Pistons—Philadelphia 116, Pistons 81 (1956-57)

Biggest Margin, Pistons over Philadelphia—Pistons 95, Phila. 64—31 pts. (1952-53)

Biggest Margin, Philadelphia over Pistons—Phila. 116, Pistons 81—35 pts. (1956-57)

THE PISTONS ON TV

In addition to three appearances on NBC's 'Game of the Week', the Detroit Pistons will be seen 12 times on Detroit Television during 1957-58.

The dates are October 23 vs. Boston (Channel 4), November 12 vs. New York (Channel 7), November 21 vs. Boston (Channel 7), November 27 vs. St. Louis (Channel 4), December 3 vs. Boston (Channel 7), December 10 vs. Philadelphia (Channel 7), December 21 vs. Cincinnati (Channel 4), January 8 vs. Syracuse (Channel 2), January 17 vs. Cincinnati (Channel 2), January 27 vs. Philadelphia (Channel 2), February 4 vs. Syracuse (Channel 7), February 26 vs. Boston (Channel 4).

MISCELLANEOUS PISTONS RECORD — 1941 - 1957

Best Overall Percentage—.833 in 1944-45 (Win 25, Lose 5).

Worst Overall Percentage—.367 in 1948-49 (Win 22, Lose 38).

Best Home Percentage—1.000 in 1944-45 (Win 15, Lose 0).

Best Road Percentage—.833 in 1943-44 (Win 10, Lose 2).

Worst Home Percentage—.517 in 1948-49 (Win 15, Lose 14).

Worst Road Percentage—.156 in 1950-51 (Win 5, Lose 27).

Most Home Wins—28 in 1948-49 (six losses).

Most Road Wins—14 in 1947-48 (16 losses).

Most Overall Wins—43 in 1954-55 (29 losses).

Least Home Wins—8 in 1941-42 (3 losses).

Least Road Wins—4 in 1941-42 (6 losses).

Least Overall Wins—15 in 1941-42 (9 losses).

Most Home Losses—14 in 1948-49 (15 wins).

Most Road Losses—27 in 1950-51 (5 wins).

Most Overall Losses—38 in 1956-57 (34 wins).

Least Home Losses—0 in 1944-45 (15 wins).

Least Road Losses—2 in 1943-44 (10 wins).

Least Overall Losses—4 in 1943-44 (18 wins).

PISTONS 16-YEAR TOTALS

(October 1941 through March 1957)

REGULAR SEASON GAMES

	W	L	Pct.
At home	292	91	.763
On the road	144	243	.372
On neutral courts	43	43	.500

PLAYOFF GAMES

At home	26	9	.760
On the road	10	30	.250
TOTALS	515	416	.553

Pistons vs. Boston

CUMULATIVE TOTALS

	W	L
(H)	21	7
(R)	4	21
(N)	3	8

BASKETBALL ASSOCIATION OF AMERICA

1948-49

	Tot.	W	L
(R) 75-84	3	1	1
(H) 80-74	0	2	2
(H) 69-90	0	1	1
(R) 70-76	0	1	1
(N) 60-63			

NATIONAL BASKETBALL ASSOCIATION

1949-50

	Tot.	W	L
(H) 99-89	3	0	2
(R) 99-85	1	2	2
(H) 73-92	1	2	2
(H) 80-72	1	2	2
(R) 68-89			
(H) 84-78			

1950-51

	Tot.	W	L
(H) 107- 84	1	2	2
(R) 81- 87	0	3	3
(H) 106-112	0	3	3
(R) 97- 99	0	3	3
(H) 95- 99			
(R) 89- 90			

1951-52

	Tot.	W	L
(R) 91-98	2	1	2
(R) 91-88	1	2	2
(H) 94-86	2	1	2
(H) 85-94	1	2	2
(H) 94-90			
(R) 67-88			

1952-53

	Tot.	W	L
(N) 71-73	2	1	2
(H) 66-83	0	2	2
(H) 91-85	0	2	2
(R) 84-94	0	1	1
(H) 111-98			
(R) 92-98			

1953-54

	Tot.	W	L
(H) 83-79	4	0	3
(R) 68-90	0	3	3
(H) 76-70	0	1	1
(N) 75-82	0	1	1
(R) 74-91			
(H) 108-79			
(H) 80-68			
(R) 80-86			

1954-55

(H) 90- 86	3	1	3
(H) 116- 98	1	3	3
(H) 100- 99	1	3	3
(H) 110-119	1	3	3
(R) 105- 84	1	3	3
(R) 90- 99	1	3	3
(N) 118- 98	1	3	3
(R) 104-108			
(R) 91-110			

1955-56

(R) 102-104	2	2	2
(H) 111- 90	2	0	2
(H) 105- 89	1	2	2
(N) 85- 91	2	0	2
(N) 90- 95	1	2	2
(N) 101-100	2	2	2
(R) 106- 97			
(R) 99-106			
(N) 106-103			

1956-57

(H) 98- 95	3	1	3
(N) 102-104	0	2	2
(R) 93-108	0	3	3
(N) 97-113	0	2	2
(H) 95- 87	0	3	3
(N) 92-118			
(H) 81- 98			
(R) 93-108			
(H) 112-106			

Pistons vs. Philadelphia

CUMULATIVE TOTALS

	W	L
(H)	23	2
(R)	8	16
(N)	8	6

Playoffs

(H)	1	1
(R)	0	3

BASKETBALL ASSOCIATION OF AMERICA

1948-49

(H) 80-72	2	0	0
(R) 90-80	2	0	0
(R) 73-67	2	0	0
(H) 88-80	1	0	0
(N) 89-87	1	0	0

NATIONAL BASKETBALL ASSOCIATION

1949-50

(H) 74-70	2	1	1
(R) 65-62	2	1	1
(H) 81-67	2	1	1
(R) 74-87			
(H) 61-64			
(R) 68-67			

NATIONAL BASKETBALL ASSOCIATION

1950-51

(R)	72-87			
(H)	92-73			
(R)	82-94	Tot.	W	L
(H)	91-84	(H)	3	0
(H)	75-70	(R)	0	3
(R)	78-88			

1951-52

(R)	69-70			
(R)	62-72			
(H)	89-74	Tot.	W	L
(H)	82-78	(H)	2	1
(H)	91-105	(R)	0	3
(R)	80-98			

1952-53

(H)	92-80			
(N)	95-64	Tot.	W	L
(R)	86-79	(H)	3	0
(H)	74-71	(R)	1	6
(H)	79-68	(N)	1	0

1953-54

(R)	58-63			
(H)	83-69			
(N)	83-56	Tot.	W	L
(H)	94-76	(H)	2	0
(R)	79-72	(R)	1	1
(N)	76-70	(N)	3	1
(N)	73-75			
(N)	88-70			

1954-55

(R)	82-99			
(R)	87-91			
(N)	90-99			
(N)	92-82	Tot.	W	L
(H)	109-96	(H)	3	0
(H)	89-66	(R)	1	2
(R)	96-88	(N)	2	1
(H)	105-97			
(N)	93-91			

1955-56

(R)	82-87	Tot.	W	L
(H)	96-91	(H)	2	0
(R)	73-80	(R)	1	3
(R)	82-102	(N)	1	2
(H)	92-81			
(R)	92-91			
(H)	99-85			
(N)	94-105			
(N)	78-101			

1956-57

(R)	81-116			
(R)	88-98			
(H)	112-88			
(H)	104-99	Tot.	W	L
(H)	101-98	(H)	4	0
(H)	103-91	(R)	0	3
(R)	89-99	(N)	0	2
(N)	80-114			
(N)	100-114			

Pistons vs. New York

CUMULATIVE TOTALS

	W	L
(H).....	15	13
(R).....	9	15
(N).....	5	7

BASKETBALL ASSOCIATION OF AMERICA

1948-49

(H)	76-80			
(R)	70-80			
(H)	78-89	Tot.	W	L
(R)	58-85	(H)	1	2
(H)	82-73	(R)	0	2

1949-50

(H)	87-72			
(H)	72-77			
(R)	88-80	Tot.	W	L
(R)	66-96	(H)	2	1
(H)	92-70	(R)	2	1
(R)	84-80			

1950-51

(R)	77-86			
(H)	76-79	Tot.	W	L
(N)	70-75 ot	(H)	2	1
(R)	62-73	(R)	0	2
(H)	120-96	(N)	0	1
(H)	105-98			

1951-52

(H)	84-75			
(H)	71-80			
(H)	72-65	(H)	3	1
(H)	100-92	(R)	0	2
(R)	77-82 ot			
(H)	80-79			

1952-53

(H)	112-83			
(H)	120-91	Tot.	W	L
(N)	92-91	(H)	3	0
(R)	76-82	(R)	0	2
(R)	74-85	(N)	1	0
(H)	81-69			

1953-54

(H)	70-75			
(R)	92-73			
(H)	68-69	Tot.	W	L
(H)	72-74	(H)	0	3
(R)	82-88 ot	(R)	2	1
(N)	69-73	(N)	1	1
(R)	79-73			
(N)	82-62			

1954-55

(H)	90-83			
(R)	90-88			
(N)	83-97			
(R)	87-106	Tot.	W	L
(N)	84-91	(H)	1	1
(R)	82-88	(R)	1	2
(N)	88-92	(N)	0	4
(N)	86-93			
(H)	83-95			

1955-56

(N)	88-110			
(H)	115-119 ot			
(R)	104-99			
(H)	95-100	Tot.	W	L
(R)	92-87	(H)	0	3
(R)	92-91 ot	(R)	4	0
(R)	99-95	(N)	1	1
(N)	104-97			
(H)	96-122			

1956-57

(H)	83-96			
(N)	104-103 ot			
(R)	98-105			
(H)	84-80	Tot.	W	L
(H)	109-96	(H)	3	1
(R)	100-102	(R)	0	3
(H)	103-102 ot	(N)	2	0
(N)	120-114			
(R)	94-102			

Pistons vs. Milwaukee St. Louis (1955-56)

CUMULATIVE TOTALS

	W	L
(H).....	23	4
(R).....	9	14
(N).....	10	6

Playoffs

(H).....	2	1
(R).....	1	2

NATIONAL BASKETBALL ASSOCIATION

1951-52

(R)	62-65 ot			
(H)	74-59			
(R)	71-82			
(H)	77-60	Tot.	W	L
(R)	63-76	(H)	3	1
(H)	83-76	(R)	0	4
(H)	64-75	(N)	1	0
(N)	66-58			
(R)	74-75			

1952-53

(R)	68-71			
(R)	80-72			
(H)	95-87 ot			
(H)	71-70 ot			
(H)	71-68 (2 ot)	Tot.	W	L
(R)	71-73	(H)	6	0
(H)	65-62	(R)	1	3
(H)	76-74			
(H)	94-74			
(R)	61-87			

1953-54

(H)	77-67			
(R)	58-64			
(H)	78-64			
(N)	83-59			
(R)	69-63	Tot.	W	L
(H)	81-73	(H)	3	1
(N)	77-68	(R)	3	1
(R)	72-71	(N)	3	0
(R)	69-65			
(H)	62-64			
(N)	95-82			

1954-55

(R)	91-72			
(H)	93-91			
(H)	96-81			
(N)	101-85			
(N)	92-68	Tot.	L	
(H)	87-82	(H)	6	0
(N)	92-97	(R)	2	0
(H)	89-78	(N)	3	1
(H)	85-83			
(H)	90-78			
(R)	96-87			
(N)	95-85			

1955-56

(H)	114-106 ot			
(N)	83-67	Tot.	W	L
(N)	90-89	(H)	2	1
(H)	85-68	(R)	2	2
(R)	108-97	(N)	3	2
(H)	91-96			
(N)	90-83	Playoffs		
(R)	90-98	(H)	85-86	
(N)	94-98	(R)	74-84	
(R)	89-83	(H)	107-84	
(N)	82-84	(R)	93-84	
(R)	86-92	(H)	102-97	

1956-57

(R)	79-86			
(H)	96-81			
(R)	87-92			
(N)	84-95	Tot.	W	L
(H)	91-89	(H)	3	1
(N)	82-106	(R)	1	4
(H)	97-87	(N)	0	3
(N)	78-101			
(R)	91-85	Playoff, tiebreaker		
(R)	83-96	(R)	103-115	
(H)	102-112			
(R)	96-97			

Pistons vs. Syracuse

CUMULATIVE TOTALS

	W	L
(H).....	18	10
(R).....	4	27
(N).....	3	3

Playoffs

(H).....	—	—
(R).....	0	4
(N).....	3	0

NATIONAL BASKETBALL LEAGUE

1946-47

(R)	47-61			
(H)	58-49	Tot.	W	L
(R)	55-56	(H)	2	0
(H)	68-62	(R)	0	2

1947-48

(R)	52-51 ot			
(H)	58-47			
(R)	69-55	Tot.	W	L
(H)	62-52	(H)	3	0
(R)	64-49	(R)	3	0
(H)	70-48			

NATIONAL BASKETBALL ASSOCIATION

1949-50

(R)	83-96	Tot.	W	L
(H)	62-64	(H)	0	1
		(R)	0	1

1950-51

(R)	77-92			
(H)	97-72			
(R)	69-81	Tot.	W	L
(H)	84-76	(H)	3	0
(H)	77-75	(R)	0	3
(R)	86-108			

1951-52

(R)	75-90			
(H)	72-96	Tot.	W	L
(R)	78-82	(H)	0	2
(N)	62-80	(R)	0	3
(R)	83-88	(N)	0	1
(H)	81-83 (2 ot)			

1952-53

(H)	70-78			
(R)	78-92			
(R)	75-87	Tot.	W	L
(H)	96-78	(H)	1	2
(R)	77-89	(R)	0	3
(H)	73-75 (2 ot)			

1953-54

(H)	78-74			
(R)	76-79			
(H)	78-77			
(H)	60-72	Tot.	W	L
(R)	67-79	(H)	2	2
(R)	87-93 ot	(R)	0	4
(R)	77-91			
(H)	63-86			

1954-55

	Tot.	W	L
(H) 86-88	(H)	1	2
(R) 82-91	(R)	0	4
(R) 83-100	(N)	1	1
Playoffs			
(R) 69-66	(R)	82	86
(R) 79-94	(R)	84	87
(H) 104-85	(N)	96	89
(N) 90-103	(N)	109	102
(H) 81-83	(N)	74	71
(R) 92-112	(R)	104	109
	(R)	91	92

1955-56

(R) 113-114 ot			
(H) 93-79			
(N) 90-88			
(H) 105-94	Tot.	W	L
(R) 85-90	(H)	3	1
(H) 99-98	(R)	0	4
(R) 84-85	(N)	1	0
(R) 92-94			
(H) 95-98 ot			

1956-57

(R) 92-87			
(N) 96-97 ot			
(H) 104-92			
(N) 105-97	Tot.	W	L
(R) 98-101	(H)	3	0
(R) 95-104	(R)	1	3
(H) 108-102	(N)	1	1
(H) 112-123			
(H) 114-81			

Pistons vs. Minneapolis

CUMULATIVE TOTALS

	W	L
(H)	27	12
(R)	9	27
(N)	7	10

Playoffs

(H)	2	3
(R)	1	7
(N)	2	0

NATIONAL BASKETBALL LEAGUE

1947-48

(H) 58-68			
(N) 42-56	Tot.	W	L
(N) 60-55	(H)	0	1
(R) 46-41	(R)	1	2
(R) 52-69	(N)	1	1
(R) 64-91			

BASKETBALL ASSOCIATION OF AMERICA

1948-49

(H) 84-74			
(R) 72-92			
(R) 65-83	Tot.	W	L
(H) 79-82 ot	(H)	2	1
(R) 73-77	(R)	0	3
(H) 74-50			

NATIONAL BASKETBALL ASSOCIATION

1949-50

(H) 87-66	Tot.	W	L
(R) 58-72	(H)	2	2
(R) 75-91	(R)	0	3
(H) 78-79			
(R) 65-71	Playoffs		
(H) 69-67	(R)	79	93
(H) 82-89	(H)	82	89

1950-51

(R) 19-18			
(H) 73-63			
(H) 83-70	Tot.	W	L
(R) 64-86	(H)	4	0
(N) 70-89	(R)	1	2
(H) 96-86	(N)	0	1
(R) 78-95			
(H) 77-73			

1951-52

(R) 64-68 ot			
(R) 69-89			
(H) 63-61	Tot.	W	L
(H) 81-79	(H)	4	1
(N) 64-79	(R)	1	2
(H) 78-85	(N)	0	1
(R) 70-67			
(H) 99-87			
(H) 83-70			

1952-53

(H) 69-81	Tot.	W	L
(R) 81-89	(H)	1	2
(R) 89-96	(R)	0	4
(N) 79-84	(N)	0	3
(N) 76-96	Playoffs		
(R) 80-87	(R)	73	83
(H) 76-92	(R)	75	82
(R) 75-85	(H)	98	95
(H) 90-78	(H)	85	82
(N) 68-86	(R)	58	74

1953-54

(N) 72-68			
(N) 66-83	Tot.	W	L
(R) 71-77	(H)	3	1
(H) 75-79	(R)	1	3
(R) 97-80	(N)	1	1
(H) 86-83	Playoffs		
(R) 72-75	(H)	85	90
(H) 90-83	(R)	73	78
(H) 94-77			
(H) 66-93			

1954-55

(H) 97-81			
(N) 92-90	Tot.	W	L
(N) 93-76	(H)	3	1
(H) 91-103	(R)	2	2
(N) 93-92	(N)	4	0
(H) 89-86	Playoffs		
(R) 91-100	(N)	96	79
(H) 99-92	(N)	98	97
(R) 92-98	(R)	91	99
(R) 120-97	(R)	105	96
(R) 90-89			
(N) 90-88			

1955-56

(H) 95-96			
(N) 85-98			
(H) 96-86	Tot.	W	L
(N) 89-95	(H)	4	2
(R) 94-117	(R)	1	4
(H) 104-99	(N)	0	1
(R) 82-106			
(H) 82-78			
(R) 95-90			
(R) 95-98			
(H) 100-82			
(R) 96-100			

1956-57

(H) 94-88			
(R) 111-107			
(N) 89-100	Tot.	W	L
(H) 120-93	(H)	4	1
(H) 104-102	(R)	2	2
(N) 87-86	(N)	1	2
(N) 87-105	Playoffs		
(R) 111-107	(R)	127	131
(R) 92-99	(H)	108	110
(H) 113-100			
(R) 115-123			
(H) 97-101			

Pistons vs. Rochester Cincinnati (1957-58)

CUMULATIVE TOTALS

	W	L
(H).....	27	17
(R).....	13	34
(N).....	3	8

Playoffs

(H).....	5	5
(R).....	3	10

NATIONAL BASKETBALL LEAGUE

1945-46

	Tot.	W	L
(H) 63-59	(H)	1	2
(R) 43-61	(R)	1	2

Playoffs

(H) 58-53	(H)	54-44
(R) 55-58	(H)	52-58
(H) 59-64	(R)	52-58
	(R)	54-70

1946-47

	Tot.	W	L
(R) 51-55	(H)	1	1
(H) 65-67 ot	(R)	1	1

(R) 72-67	(R)	49-58
(H) 64-60	(H)	56-49
	(R)	47-76

1947-48

	Tot.	W	L
(H) 58-62	(H)	2	1
(R) 62-65 ot	(R)	0	3

Playoffs

(R) 48-75	(H)	56-65
(H) 70-56	(H)	68-64
(H) 70-69	(R)	47-64
(R) 61-64	(R)	62-71

BASKETBALL ASSOCIATION OF AMERICA

1948-49

	Tot.	W	L
(R) 64-84	(H)	0	3
(H) 78-83 ot	(R)	0	3
(R) 62-73	(H)	0	3
(H) 80-81 ot	(R)	0	3
(R) 61-80	(H)	0	3
(H) 66-78	(R)	0	3

NATIONAL BASKETBALL ASSOCIATION

1949-50

	Tot.	W	L
(H) 69-66	(H)	2	1
(R) 79-97	(R)	1	2

Playoffs

(R) 92-84	(R)	90-84
(H) 76-74	(H)	79-78 ot
(R) 70-73		
(H) 60-65		

1950-51

	Tot.	W	L
(R) 71-95	(H)	3	1
(H) 89-85	(R)	0	4
(H) 80-79			
(R) 65-77			
(H) 68-74			
(R) 78-99			
(H) 93-88			
(R) 79-89			

Playoffs

(R) 81-110		
(H) 83-78		
(R) 78-97		

(H) 71-76 ot
(R) 63-74
(H) 86-84
(R) 54-69
(R) 61-75
(R) 88-76
(H) 94-90
(R) 71-104
(H) 84-86

1951-52

Tot.	W	L
(H)	2	2
(R)	1	4

Playoffs

(R)	79-95
(H)	86-92

1952-53

	Tot.	W	L
(R) 82-94	(H)	1	3
(H) 64-84	(R)	2	3
(R) 89-92	(N)	0	1
(R) 101-106			
(H) 90-87			
(N) 68-70 ot			
(H) 72-84	(R)	84-77	
(R) 88-78	(H)	71-83	
(R) 9--80	(R)	67-65	
(H) 69-71			

1953-54

	Tot.	W	L
(R) 76-91	(H)	3	1
(H) 68-65	(R)	0	4
(H) 83-82	(N)	0	3
(R) 69-92			
(R) 76-77 ot			
(N) 67-73			
(R) 70-95			
(H) 83-69			
(N) 70-89			
(N) 64-71			
(H) 80-95			

Playoffs

(R)	75-82
(H)	71-89

1954-55

	Tot.	W	L
(H) 109-84	(H)	4	1
(R) 103-98	(R)	3	2
(H) 89-78	(N)	1	1
(R) 101-96			
(H) 96-97			
(R) 87-86			
(R) 73-80			
(N) 90-83			
(H) 105-84			
(H) 74-84			
(H) 92-75			
(N) 83-91			

1955-56

	Tot.	W	L
(N) 79-84	(H)	5	0
(H) 104-93	(R)	2	3
(R) 76-87	(N)	0	2
(R) 116-117 ot			
(H) 83-75			
(R) 88-86			
(H) 111-93			
(R) 93-97			
(H) 93-81			
(N) 102-106			
(R) 97-72			
(H) 103-88			

1956-57

	Tot.	W	L
(R) 85-88	(H)	3	1
(H) 104-102 ot	(R)	1	4
(H) 100-101 ot	(N)	2	1
(N) 99-93			
(R) 88-95			
(N) 80-96			
(R) 79-83			
(R) 87-84			
(H) 104-85			
(N) 110-105			
(R) 76-90			
(H) 100-96			

Down Through the Years With the Pistons

NATIONAL BASKETBALL LEAGUE

1941-42 SEASON

Final Standings

	Won	Lost
Oshkosh	20	4
PISTONS	15	9
Akron	15	9
Indianapolis	10	14
Chicago	7	14
Toledo	2	20

Piston Record: Home 8-3, Road 4-6,
Neutral 3-0.

PLAYOFFS

- (R) Akron 46, PISTONS 30
- (H) PISTONS 51, Akron 48
- (R) PISTONS 49, Akron 43
- (H) PISTONS 61, Oshkosh 43
- (R) Oshkosh 68, PISTONS 60
- (R) Oshkosh 52, PISTONS 46

1942-43 SEASON

Final Standings

	Won	Lost
PISTONS	17	6
Sheboygan	12	11
Oshkosh	11	12
Chicago	8	15

Piston Record: Home 11-2, Road 6-4.

PLAYOFFS

- (H) PISTONS 49, Chicago 37
- (R) Chicago 45, PISTONS 32
- (H) PISTONS 44, Chicago 32
- (H) Sheboygan 55, PISTONS 50
- (R) PISTONS 50, Sheboygan 45 ot
- (H) Sheboygan 30, PISTONS 29

1943-44 SEASON

Final Standings

	Won	Lost
PISTONS	18	4
Sheboygan	14	8
Oshkosh	7	15
Cleveland	3	15

Piston Record: Home 8-2, Road 10-2.

PLAYOFFS

- (H) PISTONS 64, Cleveland 37
- (R) PISTONS 42, Cleveland 31
- (R) Sheboygan 65, PISTONS 53
- (R) Sheboygan 50, PISTONS 47
- (H) PISTONS 58, Sheboygan 47
- (H) PISTONS 58, Sheboygan 41
- (H) PISTONS 59, Sheboygan 49

1945-46 SEASON

Final Standings

Eastern Division	Won	Lost
PISTONS	26	8
Rochester	24	10
Youngstown	12	20
Cleveland	4	30

Western Division	Won	Lost
Sheboygan	21	13
Oshkosh	19	15
Chicago	17	16
Indianapolis	10	22

Piston Record: Home 14-3, Road 12-5

PLAYOFFS

- (H) PISTONS 54, Rochester 44
- (H) Rochester 58, PISTONS 52
- (R) Rochester 58, PISTONS 52
- (R) Rochester 70, PISTONS 54

1946-47 SEASON

Final Standings

Eastern Division	Won	Lost
Rochester	31	13
PISTONS	25	19
Syracuse	21	23
Toledo	21	23
Tri-Cities	19	25
Youngstown	12	32

Western Division	Won	Lost
Oshkosh	28	16
Indianapolis	27	17
Sheboygan	26	18
Chicago	26	18
Anderson	24	20
Detroit	4	40

Piston Record: Home 16-5, Road 9-14

PLAYOFFS

- (H) PISTONS 65, Toledo 38
- (H) PISTONS 54, Toledo 31
- (R) Toledo 56, PISTONS 46
- (R) Toledo 58, PISTONS 53
- (H) PISTONS 64, Toledo 46
- (R) Rochester 58, PISTONS 49
- (H) PISTONS 56, Rochester 49
- (R) Rochester 76, PISTONS 47

1947-48 SEASON

Final Standings

Eastern Division	Won	Lost
Rochester	44	16
Anderson	42	18
PISTONS	40	20
Syracuse	24	36
Toledo	22	37
Flint	8	52

Western Division	Won	Lost
Minneapolis	43	17
Tri-Cities	30	30
Oshkosh	29	31
Indianapolis	24	35
Sheboygan	23	37

Piston Record: Home 24-3, Road 14-16, Neutral 2-1.

PLAYOFFS

- (H) Rochester 65, PISTONS 56
- (H) PISTONS 68, Rochester 64
- (R) Rochester 64, PISTONS 47
- (R) Rochester 71, PISTONS 57

Down Through the Years With the Pistons

BASKETBALL ASSOCIATION OF AMERICA

1948-49 SEASON

Final Standings

Eastern Division	Won	Lost
Washington	38	22
New York	32	28
Baltimore	29	31
Philadelphia	28	32
Boston	25	35
Providence	12	48

Western Division	Won	Lost
Rochester	45	15
Minneapolis	44	16
Chicago	38	22
St. Louis	29	31
PISTONS	22	38
Indianapolis	18	42

Piston Record: Home 15-14, Road 7-24

PLAYOFFS

PISTONS did not qualify.

NATIONAL BASKETBALL ASSOCIATION

1949-50 SEASON

Final Standings

Central Division	Won	Lost
Minneapolis	51	17
Rochester	51	17
PISTONS	40	28
Chicago	40	28
St. Louis	26	42

Eastern Division	Won	Lost
Syracuse	51	13
New York	40	28
Washington	32	36
Philadelphia	26	42
Baltimore	25	43
Boston	22	46

Western Division	Won	Lost
Indianapolis	39	25
Anderson	37	27
Tri-Cities	29	35
Sheboygan	22	40
Waterloo	19	43
Denver	11	51

Piston Record: Home 28-6, Road 12-22

(H) PISTONS 86, Chicago 69 (break tie for 3rd)

PLAYOFFS

(R) PISTONS 90, Rochester 84
 (H) PISTONS 79, Rochester 78 ot
 (R) Minneapolis 93, PISTONS 79
 (H) Minneapolis 89, PISTONS 82

1950-51 SEASON

Final Standings

Western Division	Won	Lost
Minneapolis	44	24
Rochester	41	27
PISTONS	32	36
Indianapolis	31	37
Tri-Cities	25	43

Eastern Division	Won	Lost
Philadelphia	40	26
Boston	39	30
New York	36	30
Syracuse	32	34
Baltimore	24	42
Washington (Disbanded)...	10	25

Piston Record: Home 27-7, Road 5-27,
Neutral 0-2.

PLAYOFFS

(R) Rochester 110, PISTONS 81
 (H) PISTONS 83, Rochester 78
 (R) Rochester 97, PISTONS 78

1951-52 SEASON

Final Standings

Western Division	Won	Lost
Rochester	41	25
Minneapolis	40	26
Indianapolis	34	32
PISTONS	29	37
Milwaukee	17	49

Eastern Division	Won	Lost
Syracuse	40	26
Boston	39	27
New York	37	29
Philadelphia	33	33
Baltimore	20	46

Piston Record: Home 20-12, Road 9-25

PLAYOFFS

(R) Rochester 95, PISTONS 78
 (H) Rochester 92, PISTONS 86

1952-53 SEASON

Final Standings

Western Division	Won	Lost
Minneapolis	48	22
Rochester	44	26
PISTONS	36	33
Indianapolis	28	43
Milwaukee	27	44

Eastern Division	Won	Lost
New York	47	23
Syracuse	47	24
Boston	46	25
Baltimore	16	54
Philadelphia	12	57

Piston Record: Home 25-9, Road 8-21,
Neutral 3-3.

PLAYOFFS

(R) PISTONS 84, Rochester 77
 (H) Rochester 83, PISTONS 71
 (R) PISTONS 67, Rochester 65
 (R) Minneapolis 83, PISTONS 73
 (R) Minneapolis 82, PISTONS 75
 (H) PISTONS 98, Minneapolis 95
 (H) PISTONS 85, Minneapolis 82
 (R) Minneapolis 74, PISTONS 58

Down Through the Years With the Pistons

1953-54 SEASON

Final Standings

Western Division	Won	Lost
Minneapolis	46	26
Rochester	44	28
PISTONS	40	32
Milwaukee	21	51
Eastern Division	Won	Lost
New York	44	28
Boston	42	30
Syracuse	42	30
Philadelphia	29	43
Baltimore	16	56

Piston Record: Home 19-8, Road 11-17,
Neutral 10-7.

ROUND ROBIN PLAYOFFS

- (R) Rochester 82, PISTONS 75
- (H) Minneapolis 90, PISTONS 85
- (R) Minneapolis 78, PISTONS 73
- (H) Rochester 89, PISTONS 71

1954-55 SEASON

Final Standings

Western Division	Won	Lost
PISTONS	43	29
Minneapolis	40	32
Rochester	29	43
Milwaukee	26	46
Eastern Division	Won	Lost
Syracuse	43	29
New York	38	34
Boston	36	36
Philadelphia	33	39

Piston Record: Home 20-6, Road 12-15,
Neutral 11-8.

PLAYOFFS

- (Elkhart) PISTONS 96, Minneapolis 79
- (Indian.) PISTONS 98, Minneapolis 97*
- (R) Minneapolis 99, PISTONS 91
- (R) PISTONS 105, Minneapolis 96
- (R) Syracuse 86, PISTONS 82
- (R) Syracuse 87, PISTONS 84
- (Indian.) PISTONS 96, Syracuse 89
- (Indian.) PISTONS 109, Syracuse 102
- (Indian.) PISTONS 74, Syracuse 71
- (R) Syracuse 109, PISTONS 104
- (R) Syracuse 92, PISTONS 91

* Overtime game

1955-56 SEASON

Final Standings

Western Division	Won	Lost
PISTONS	37	35
Minneapolis	33	39
St. Louis	33	39
Rochester	31	41
Eastern Division	Won	Lost
Philadelphia	45	27
Boston	39	33
New York	35	37
Syracuse	35	37

Piston Record: Home 19-6, Road 10-18,
Neutral 8-11.

PLAYOFFS

- (H) St. Louis 86, PISTONS 85
- (R) St. Louis 84, PISTONS 74
- (H) PISTONS 107, St. Louis 84
- (R) PISTONS 93, St. Louis 84
- (H) PISTONS 102, St. Louis 97
- (R) Philadelphia 98, PISTONS 94
- (H) PISTONS 84, Philadelphia 83
- (R) Philadelphia 100, PISTONS 96
- (H) Philadelphia 107, PISTONS 105
- (R) Philadelphia 99, PISTONS 88

1956-57 SEASON

Final Standings

Western Division	Won	Lost
PISTONS	34	38
Minneapolis	34	38
St. Louis	34	38
Rochester	31	41
Eastern Division	Won	Lost
Boston	44	28
Syracuse	38	34
Philadelphia	37	35
New York	36	36

Piston Record: Home 23-5, Road 5-22,
Neutral 6-11.

- (R) St. Louis 115, PISTONS 103
(playoff for first place)

PLAYOFFS

- (R) Minneapolis 131, PISTONS 127
- (H) Minneapolis 110, PISTONS 108

CENTURY CIRCLE NOTES

The Detroit Pistons scored 100 points or more in 32 of their 75 regular season and playoff games in 1957 or in .427 of the games played. Pistons' opponents went over the century mark in 36 games for a mark of .480.

Pistons Profiles

NAT CLIFTON

(Continued from Page 9)

that still remains untouched. His best mark as a pro was 32 against Boston.

Coach Charley Eckman regards "Sweets" as one of his key men in the 1957-58 season. "He's one of those guys who can do everything well," Eckman says. "We will use him in the pivot and maybe outside to loosen up the defense. And he can still get down the floor on that fast break, too."

Clifton's best scoring season in the NBA was 1954-55 when he averaged 13.1 for the Knickerbockers. His best season in the rebounding department was 1952-53 when he picked up 761.

BOB HOUREBREGS

(Continued from Page 11)

scored 840 points in his senior year, including a game high of 49 against Idaho.

The soft-spoken pivotman majored in physical education in college, but says he would like to enter the restaurant business and own his own place when he finishes his NBA career.

His greatest thrill was playing against Syracuse in the 1955 world championships.

Houbregs is married and has two boys. He lives in Seattle during the off-season.

WALTER DUKES

(Continued from Page 10)

at New York University. Dukes was obtained in a trade that sent 6-9 Center Larry Foust to the Lakers. Eckman regards that deal as the one that "definitely establishes the Pistons as a contender for championship honors this season."

Despite his size, he will be used only as a forward. He is best on inside shots, but also possesses a good jump shot. He is the fastest big man in the league and Eckman is counting on that speed for the Pistons' fast-break offense this year.

HARRY GALLATIN

(Continued from Page 10)

points while scoring 26 himself and out-rebounded the U.S. Olympic star, 19-10.

He's played in all seven All Star classics played so far and fashioned a rec-

ord of 18 rebounds in the '54 tilt. That has since been topped by St. Louis' Bob Pettit with 24.

Harry came out of tiny Northeast Missouri State Teachers College in 1948 and quickly established himself as a star. His high game in NBA play was 34 points and his tops in college was 37.

He was a baseball, football and track star at Roxana (Ill.) High and at one time pitched for Decatur, the Chicago Cubs' farm team.

He is married, has three sons and lives in Burlington, Iowa, during the off-season.

DICK MCGUIRE

(Continued from Page 11)

draft choice. He is exceptionally fast and agile, thus making him valuable on fast breaks, which the Pistons plan to utilize to a greater extent this season.

Though he didn't start playing basketball until a junior in LaSalle Academy in New York, he developed quickly and became the No. 1 player in St. John's history. His high mark in college was 30 points against Temple and his NBA high was 28 in the 1955-56 season against Philadelphia.

Dick is married and lives in Forest Hills, L. I., during the off-season.

GEORGE YARDLEY

(Continued from Page 13)

all my life," says Coach Charley Eckman, "and I have yet to see a jump shot that is better than Yardley's."

The "Bird", as he is affectionately called by his teammates, has the rare ability of altering his shot in midair to offset any moves made by the defense.

George twice won recognition by the Helms Foundation, first for his All-America exploits at Stanford in 1948-49 and 1949-50 and as "Player of the Year" in the AAU in 1950-51.

He was the Pistons' No. 1 draft choice in 1950, but spent two years in the Navy before finally entering the pro ranks. While in service, he tried out for the Olympic squad, but suffered a broken wrist on the eve of the final trials and missed the chance to represent the U.S. in the Games.

George is married and has a daughter and twin boys. He lives in Anaheim, Cal., in the off-season, where he is employed as an aeronautical development engineer, specializing in intercontinental ballistics missile research.

PISTONS 1956-57 RECORD

REGULAR SEASON RESULTS

CAPITAL LETTERS denote home games.

Date	Team	Score	Overall	Home	Road	Neut.
Sat. Oct. 27	Rochester	L 88-85	0-1	0-0	0-1	0-0
Sun. Oct. 28	MINNEAPOLIS	W 94-88	1-1	1-0	0-1	0-0
Sat. Nov. 3	Philadelphia	L 116-81	1-2	1-0	0-2	0-0
Sun. Nov. 4	NEW YORK	L 96-83	1-3	1-1	0-2	0-0
Sat. Nov. 10	St. Louis	L 86-79	1-4	1-1	0-3	0-0
Sun. Nov. 11	ST. LOUIS	W 96-81	2-4	2-1	0-3	0-0
Thur. Nov. 15	BOSTON	W 98-95	3-4	3-1	0-3	0-0
Sat. Nov. 17	St. Louis	L 92-87	3-5	3-1	0-4	0-0
Sun. Nov. 18	Minneapolis	W 111-107	4-5	3-1	1-4	0-0
Wed. Nov. 21	New York at Boston	W 104-103	5-5	3-1	1-4	1-0
Thur. Nov. 22	ROCHESTER	W 104-102	6-5	4-1	1-4	1-0
Sat. Nov. 24	Philadelphia	L 98-88	6-6	4-1	1-5	1-0
Sun. Nov. 25	PHILADELPHIA	W 112-88	7-6	5-1	1-5	1-0
Tue. Nov. 27	New York	L 105-98	7-7	5-1	1-6	1-0
Thur. Nov. 29	Syracuse	W 92-87	8-7	5-1	2-6	1-0
Fri. Nov. 30	Boston at Philadelphia	L 104-102	8-8	5-1	2-6	1-1
Sat. Dec. 1	Boston	L 108-93	9-9	5-1	2-7	3-1
Tue. Dec. 4	SYRACUSE AT ALBANY	L 97-96	10-10	5-1	2-7	1-2
Thur. Dec. 6	SYRACUSE	W 104-92	9-10	6-1	2-7	1-2
Fri. Dec. 7	Syracuse at St. Louis	W 105-97	10-10	6-1	2-7	2-2
Sun. Dec. 9	ROCHESTER	L 101-100	10-11	6-2	2-7	2-2
Tue. Dec. 11	Boston at New York	L 113-97	10-12	6-2	2-7	2-3
Sun. Dec. 16	NEW YORK	W 84-80	11-12	7-2	2-7	2-3
Tue. Dec. 18	St. Louis at New York	L 95-84	11-13	7-2	2-7	2-4
Sun. Dec. 23	BOSTON	W 95-87	12-13	8-2	2-7	2-4
Tue. Dec. 25	Minneapolis at Rochester	L 100-89	12-14	8-2	2-7	2-5
Wed. Dec. 26	Rochester at Boston	W 99-93	13-14	8-2	2-7	3-5
Thur. Dec. 27	MINNEAPOLIS	W 120-93	14-14	9-2	2-7	3-5
Sat. Dec. 29	Rochester	L 95-88	14-15	9-2	2-8	3-5
Sun. Dec. 30	PHILADELPHIA	W 104-99	15-15	10-2	2-8	3-5
Thur. Jan. 3	MINNEAPOLIS	W 104-102	16-15	11-2	2-8	3-5
Sat. Jan. 6	NEW YORK-TV	W 109-95	17-15	12-2	2-8	3-5
Sun. Jan. 7	Boston at Providence, R.I.	L 118-92	17-16	12-2	2-8	3-6
Tue. Jan. 8	Minneapolis at Winnipeg	W 87-86	18-16	12-2	2-8	4-6
Thur. Jan. 10	BOSTON	L 98-81	18-17	12-3	2-8	4-6
Sat. Jan. 12	Minneapolis at St. Louis	L 105-87	18-18	12-3	2-8	4-7
Sun. Jan. 13	ST. LOUIS	W 91-89	19-18	13-3	2-8	4-7
Thur. Jan. 17	St. Louis at Philadelphia	L 106-82	19-19	13-3	2-8	4-8
Sun. Jan. 19	New York	L 102-100	19-20	13-3	2-9	4-8
Sun. Jan. 20	Syracuse	L 102-98	19-21	13-3	2-10	4-8
Tue. Jan. 22	ST. LOUIS	W 97-87	20-21	14-3	2-10	4-8
Wed. Jan. 23	St. Louis at Charlotte, N.C.	L 101-78	20-22	14-3	2-10	4-9
Sat. Jan. 26	PHILADELPHIA-TV	W 101-98	21-22	15-3	2-10	4-9
Sun. Jan. 27	NEW YORK	W 103-102	22-22	16-3	2-10	4-9
Tue. Jan. 29	St. Louis	W 91-85	23-22	16-3	3-10	4-9
Thur. Jan. 31	Minneapolis	W 111-107	24-22	16-3	4-10	4-9
Fri. Feb. 1	Rochester at Cincinnati	L 96-80	24-23	16-3	4-10	4-10
Sat. Feb. 2	Rochester	L 93-79	24-24	16-3	4-11	4-10
Sun. Feb. 3	Syracuse	L 104-95	24-25	16-3	4-12	4-10
Mon. Feb. 4	PHILADELPHIA	W 103-91	25-25	17-3	4-12	4-10
Wed. Feb. 6	at Boston	L 108-93	25-26	17-3	4-13	4-10
Sat. Feb. 9	Minneapolis	L 99-92	25-27	17-3	4-14	4-10
Sun. Feb. 10	MINNEAPOLIS	W 113-100	26-27	18-3	4-14	4-10
Wed. Feb. 13	Philadelphia	L 99-89	26-28	18-3	4-15	4-10
Thur. Feb. 14	BOSTON	W 112-106	27-28	19-3	4-15	4-10
Sat. Feb. 16	Rochester	W 87-84	28-28	19-3	5-15	4-10
Sun. Feb. 17	ROCHESTER	W 104-85	29-28	20-3	5-15	4-10
Tue. Feb. 19	St. Louis	L 96-83	29-29	20-3	5-16	4-10
Thur. Feb. 21	New York at Boston	W 120-114	30-29	20-3	5-16	5-10
Fri. Feb. 22	Rochester at Philadelphia	W 110-105	31-29	20-3	5-16	6-10
Sat. Feb. 23	New York	L 102-94	31-30	20-3	5-17	6-10
Sun. Feb. 24	Minneapolis	W 123-115	32-30	20-3	5-17	6-10
Mon. Feb. 25	SYRACUSE	W 108-102	32-31	21-3	5-18	6-10
Wed. Feb. 27	Rochester	L 90-76	32-32	21-3	5-19	6-10
Thur. Feb. 28	Syracuse	L 123-112	32-33	21-3	5-20	6-10
Sun. Mar. 3	ST. LOUIS	L 112-102	32-34	21-4	5-20	6-10
Tue. Mar. 5	Philadelphia at New York	L 114-80	32-35	21-4	5-20	6-11
Thur. Mar. 7	Philadelphia	L 114-100	32-36	21-4	5-21	6-11
Fri. Mar. 8	MINNEAPOLIS	W 97-97	32-37	21-5	5-21	6-11
Sat. Mar. 9	St. Louis-TV	L 97-96	32-38	21-5	5-22	6-11
Sun. Mar. 10	ROCHESTER	W 100-96	33-38	22-5	5-22	6-11
Wed. Mar. 13	SYRACUSE	W 114-81	34-38	23-5	5-22	6-11

WESTERN DIVISION PLAYOFFS

(Special round robin tournament for first and second place)

Date	Team	Score	Overall	Home	Road	Neut.
Thur. Mar. 14	St. Louis	L 115-103	0-1			
	(St. Louis then beat Minneapolis on Mar. 16, 114-111.)					
Sun. Mar. 17	Minneapolis	L 131-127	0-2			
Tue. Mar. 19	MINNEAPOLIS	L 110-108	0-3			

All-Time Pistons Records

Through March 17, 1957

PISTONS INDIVIDUAL RECORDS

(ONE GAME)

- Most points**—40, George Yardley (at Minneapolis, 1-31-57).
Most field goals—16, Bobby McDermott (at Cleveland, 2-8-45).
Most field goals attempted—28, George Yardley (vs. Boston at Miami, 1-18-56 and vs. Philadelphia at Fort Wayne, 12-30-56).
Most free throws—19, Larry Foust (vs. Minneapolis at Fort Wayne, 12-18-55).
Most free throws attempted—22, Larry Foust (vs. Minneapolis at Fort Wayne, 12-18-55).
Most rebounds—24, Larry Foust (vs. Minneapolis at Fort Wayne, 12-18-55).
Most assists—19, Andy Phillip (vs. Minneapolis at Fort Wayne, 11-27-54 and at New York, 11-20-55).
Most points one quarter—23, George Yardley (vs. Rochester at Boston, 12-26-56).

(SEASON)

- Most points**—1547, George Yardley, 1956-57.
Most field goals—522, George Yardley, 1956-57.
Most field goals attempted—1273, George Yardley, 1956-57.
Most free throws—503, George Yardley, 1956-57.
Most free throws attempted—639, George Yardley, 1956-57.
Most rebounds—967, Larry Foust, 1953-54.
Most assists—491, Andy Phillip, 1954-55.
Best scoring average—21.5, George Yardley, 1956-57.

PISTONS TEAM RECORDS

- Most points scored by Pistons (game)**—120 (at Minneapolis, 12-27-56 and vs. New York at Boston, 2-21-57).
Most points by Pistons (one half)—76 (vs. Boston at Fort Wayne, 1-29-53).
Most points by Pistons (one quarter)—45 (vs. Boston at Fort Wayne, 12-2-54).
Most rebounds by Pistons (game)—79 (at Philadelphia, 2-13-57).
Most assists by Pistons (game)—39 (vs. Boston at Fort Wayne, 1-10-56).
Most field goals (game)—50 (vs. Boston at New York, 3-1-55).
Most field goals attempted (game)—112 (vs. Detroit at Fort Wayne, 2-24-47).
Most points scored against Pistons (regular season game)—123 (at Minneapolis, 2-24-57, and at Syracuse, 2-28-57).
Most points scored against Pistons (playoff game)—131 (at Minneapolis, 3-17-57).
Least field goals scored by Pistons (game)—4 (at Minneapolis, 11-23-50).
Least field goals attempted by Pistons (game)—13 (at Minneapolis, 11-23-50).
Least field goals attempted against Pistons (game)—17 (at Minneapolis, 11-23-50).
Least points scored by Pistons (game)—19 (at Minneapolis, 11-23-50).
Least points scored against Pistons (game)—18 (at Minneapolis, 11-23-50).
Least points scored by Pistons (one quarter)—3 (at Minneapolis, 11-23-50).
Least points scored against Pistons (one quarter)—1 (at Minneapolis, 11-23-50).

Detroit Pistons, Inc.

Major League Basketball

Fred Zollner, *President*

Fred DeLano, *General Manager*

Otto H. Adams, *Treasurer*

Charley Eckman, *Coach*

Fran Smith, *Publicity Director*

Office located in Olympia Stadium, 5920 Grand River Ave., Detroit 8, Mich.

For further information, call TYler 8-6440

