


1958/59 DETROIT PISTONS



PRESS, RADIO, TV GUIDE

Member NATIONAL BASKET BALL ASSOCIATION

Table of Contents

	Page
Directory of Detroit Pistons Officials.....	3
Fred Zollner—Major League Basketball Pioneer.....	4
1958-59 Detroit Pistons Schedule.....	5
Ready Reference Guide to Pistons.....	6-7
Red Rocha—An All-Time Great in NBA.....	8
Neutral Game Records at Olympia Stadium.....	8
Piston Profiles	9-12
Pistons' All-Time Win-Loss Record.....	12
Pistons' Career Scoring Records.....	13-15
Pistons' 1957-58 Results, Composite Standings.....	16-17
Nick Kerbawy—Man In Motion.....	18
Pistons' Board of Directors.....	19
Record of Pistons Coaches in NBA.....	19
Pistons' Leading Scorers and 40-Plus Games.....	20
Pistons' Final 1957-58 Scoring.....	21
Major Free Throw Records at Olympia.....	21
Pistons and Opponents Individual Highs at Olympia.....	22-23
Olympia Stadium Records	24-28
Pistons vs. Boston, 1957-58	29
Pistons vs. Cincinnati, 1957-58	30
Pistons vs. Minneapolis, 1957-58	31
Pistons vs. New York, 1957-58	32
Pistons vs. Philadelphia, 1957-58	33
Pistons vs. St. Louis, 1957-58	34
Pistons vs. Syracuse, 1957-58	35
How Pistons Finished, 1941-58	36-38
Pistons Series vs. NBA Opponents.....	38
How George Yardley Scored 2,001 Points.. ..	39
All-Time Pistons Individual and Team Records.....	40

TO ALL MEMBERS OF THE PRESS, RADIO AND TELEVISION:

This brochure has been designed expressly to lighten the burden of the Fourth Estate and I can only hope I have left no stone unturned to present facts and figures, team history, biographical information in concise, accurate form. My office files are bulging with additional information and I will be happy to service any and all requests you may submit. Pictures of the Pistons and other NBA squads are available if your supply runs low. Any suggestions on ways to improve this booklet would be greatly appreciated. Thanks are in order for your fine work in our behalf during 1957-58 and for what we sincerely hope will be continued excellent cooperation in the 1958 - 59 season.

FRAN SMITH

FROM THE SPORTS LIBRARY OF
RETROSEASONS  **com**

www.retroseasons.com/library/

DETROIT PISTONS OFFICIALS



FRED ZOLLNER
President




NICK KERBAWY
Vice Pres. & Gen. Mgr.



OTTO H. ADAMS
Treasurer

DETROIT PISTONS DIRECTORY—1958 - 1959

FRED ZOLLNER	President
NICK KERBAWY	Vice President & General Manager
OTTO H. ADAMS	Treasurer
EPHRAIM (RED) ROCHA	Coach
FRAN SMITH	Public Relations
STAN KENWORTHY	Trainer
HOME COURT	Olympia Stadium
ALTERNATE COURT	U-D Memorial Building
SEATING CAPACITY	Olympia — 15,000
	U - D — 9,000
TEAM COLORS	Red, White and Blue
TELEPHONE NUMBERS	Olympia — TY 8-6440
	U - D — UN 2-6000
	Fran Smith (home) — HO 8-5483




RED ROCHA
Coach



STAN KENWORTHY
Trainer



FRAN SMITH
Public Relations



INTERIOR VIEW OF OLYMPIA STADIUM, PISTONS' HOME COURT

ZOLLNER — BASKETBALL PIONEER

Detroit Pistons President Fred Zollner is one of the pioneers of major league basketball, organizing his first professional team in 1941 as an entry in the National Basketball League.

Success on the basketball floor was not long in coming to the president of the Fort Wayne piston-manufacturing corporation that bears his name. Bolstered by such stars as Bobby McDermott, Paul Birch and Buddy Jeanette (formerly of the Detroit Eagles), the Pistons won the National Basketball League championship four straight years (1943 through '46) and captured three world tournaments (1944-45-46) in Chicago Stadium, then recognized as the pinnacle of pro cage fame.

Zollner and his Pistons led three other NBL teams into the Basketball Association of America in 1948 and the following year joined the National Basketball Association, an amalgamation of the old NBL and the rival BAA.

In 1954-55, the Pistons won their first Western Division championship even though forced to play all playoff games on neutral or opponents' courts due to the presence of the American Bowling Congress tournament at Fort Wayne Coliseum, then the Pistons' home base. After hurdling Minneapolis in the semi-finals for the divisional flag, the Pistons extended Eastern champion Syracuse to the full seven games before bowing in the title game, 92-91.

The Pistons repeated as Western Division champion in 1955-56 and were beaten in the world championship playoffs by Philadelphia.

Despite two consecutive divisional pennants, attendance at Fort Wayne failed to improve and Zollner decided to move his club to a city with major league standards. He decided to wait, however, until after the 1956-57 season, which saw the Pistons share first place in the regular season race with St. Louis and Minneapolis, then bow in the first round of the playoffs.

Through his long affiliation with automotive leaders in Detroit, and because of his firm belief that the Motor City is the world's finest sports town, Zollner negotiated to bring the Pistons to Detroit in the spring of 1957.

Detroit Pistons

1958 - 59 Schedule

At Home

Date	Opponents
Sa. 10/25	St. Louis—8:30 p.m.
Fr. 10/31	Cincinnati—8:30 p.m.
Fr. 11/7	New York—8:30 p.m.
Su. 11/9	Boston (TV)—2:30 p.m.
Fr. 11/14	Syracuse (U-D)— 8:30 p.m.
Sa. 11/22	Cincinnati (U-D)— 8:30 p.m.
Tu. 11/25	Minneapolis—8:30 p.m.
Fr. 11/28	Syracuse—8:30 p.m.
Tu. 12/2	Philadelphia—8:30 p.m.
Fr. 12/5	New York—8:30 p.m.
Fr. 12/12	Philadelphia—8:30 p.m.
Su. 12/14	Syracuse (TV)—2:30 p.m.
*We. 12/17	(N.Y. vs. St. Louis— 7 p.m.) Boston—9 p.m.
Sa. 12/20	St. Louis—8:30 p.m.
*Fr. 12/26	(Boston vs. Mpls.— 7 p.m.) Cincinnati—9 p.m.
Sa. 1/3	New York—8:30 p.m.
*Fr. 1/9	(St. Louis vs. Cinn.— 7 p.m.) Boston—9 p.m.

Date	Opponents
We. 1/14	St. Louis—8:30 p.m.
Sa. 1/17	Philadelphia—8:30 p.m.
Fr. 1/23	ALL-STAR GAME AT DETROIT East vs. West
Tu. 1/27	Syracuse—8:30 p.m.
*Sa. 1/31	(St. Louis vs. Mpls.— 7 p.m.) Cincinnati—9 p.m.
We. 2/4	Philadelphia—8:30 p.m.
Su. 2/8	Minneapolis—2:30 p.m.
Tu. 2/10	St. Louis—8:30 p.m.
Fr. 2/13	New York—8:30 p.m.
Tu. 2/17	Minneapolis—8:30 p.m.
*Fr. 2/20	(New York vs. Mpls.— 7 p.m.) Boston—9 p.m.
*We. 2/25	(Cincinnati vs. Mpls.— 7 p.m.) St. Louis—9 p.m.
Su. 3/1	Cincinnati (U-D)— 8:30 p.m.
Fr. 3/6	Minneapolis (U-D)— 8:30 p.m.

On the Road

Date	Opponents
Su. 10/19	Syracuse (TV)— 2:30 p.m.
Th. 10/23	St. Louis
Su. 10/26	Minneapolis (TV)— 2:30 p.m.
Sa. 11/1	Boston
Su. 11/2	Philadelphia
*Th. 11/13	Minneapolis at New York
Sa. 11/15	St. Louis
*Tu. 11/18	Boston at St. Louis
Su. 11/23	Minneapolis
We. 11/26	Cincinnati
Sa. 11/29	Boston
Sa. 12/6	New York
*We. 12/10	St. Louis at Boston
*Th. 12/11	St. Louis at Philadelphia
Th. 12/18	Minneapolis
*Th. 12/25	Minneapolis at New York
Tu. 12/30	New York
*Fr. 1/2	Cincinnati at Phila.
Su. 1/4	Syracuse
Tu. 1/6	Philadelphia

* Denotes NBA doubleheaders

Date	Opponents
Sa. 1/10	Cincinnati
Su. 1/11	St. Louis
*Tu. 1/13	Cincinnati at St. Louis
Su. 1/18	Cincinnati
We. 1/21	Philadelphia
Sa. 1/24	New York
Su. 1/25	Boston
Mo. 1/26	Phila. at Bethlehem, Pa.
*Fr. 1/30	Minneapolis at St. Louis
Su. 2/1	St. Louis
*Fr. 2/6	Syracuse at Boston
Mo. 2/9	Cinn. at Ft. Wayne, Ind.
We. 2/11	Syracuse
Su. 2/15	Boston
We. 2/18	Minneapolis
*Sa. 2/21	New York at Phila.
Su. 2/22	Syracuse (TV)—2:30 p.m.
Th. 2/26	Cincinnati
*Tu. 3/3	Phila. at New York
Sa. 3/7	St. Louis
Su. 3/8	New York
We. 3/11	Minneapolis

OLYMPIA STADIUM TICKET PRICES

	Game	Season
Side Arena and Promenade	\$3.00	\$84.00
Lower End Arena	\$2.20	\$61.60
Upper End Arena	\$1.65	\$46.20
General Admission	\$.75	

READY REFERENCE GUIDE TO DETROIT PISTONS

BY POSITIONS

Forwards			Centers			Guards		
Barney Cable	6'7	200	Phil Jordan	6'10	215	Dick Farley	6'3	195
Walter Dukes	7'0	220	Earl Lloyd	6'6	225	Dick McGuire	6'0	185
Joe Holup	6'6	220				Chuck Noble	6'4	195
Shellie McMillon	6'5	205				Gene Shue	6'2	175
George Yardley	6'5	190						

TOTAL GAMES PLAYED, POINTS AND AVERAGES FOR 1957-58 SEASON

Walter Dukes	72	803	11.2	Dick McGuire	69	556	8.1
Dick Farley	—IN SERVICE—			Chuck Noble	61	454	7.4
Joe Holup*	53	253	4.8	Gene Shue	63	982	15.6
Phil Jordan**	58	450	7.8	George Yardley	72	2001	27.8
Earl Lloyd (Syr.)	61	317	5.2				

* Includes Syracuse record

** Includes New York record

CAREER TOTALS — SEASONS, GAMES PLAYED, SCORING AND AVERAGES

No. of Seasons								No. of Seasons							
GP	FGM	FTM	TP	AVG.	GP	FGM	FTM	TP	AVG.	GP	FGM	FTM	TP	AVG.	
Walter Dukes	3	203	655	678	1988	9.8	Earl Lloyd	6	413	1279	874	3432	8.3		
Dick Farley	2	141	304	279	887	6.3	Dick McGuire	9	599	1637	1501	4785	7.9		
Joe Holup	2	124	251	275	777	8.2	Chuck Noble	3	187	669	278	1616	8.7		
Phil Jordan	2	67	211	72	494	7.4	Gene Shue	4	269	966	757	2689	9.9		
							Geo. Yardley	5	338	2201	1979	6381	18.9		

1958 DRAFT CHOICES

- 1 To New York (for Dick McGuire)
2. Barney Cable, Bradley
- 3 Roy DeWitt, Kansas State
- 4 Ralph Crosthwaite, Western Ky.
- 5 Hank Morano, St. Peters (N.J.)
- 6 Shellie McMillon, Bradley
- 7 Ed Blair, Western Michigan
8. Jack Quiggle, Michigan State
- 9 Harry Marske, Northern State (N.D.)
- 10 Pete Gaudin, Loyola of the South
- 11 Herbie Merritt, Tennessee Tech
- 12 Jimmy Dew, Alabama State

BIRTH DATES

Dick McGuire	Jan. 26, 1926
Joe Holup	Feb. 26, 1934
Shellie McMillon	March 11, 1936
Earl Lloyd	April 3, 1928
Dick Farley	April 13, 1932
Walt Dukes	July 23, 1930
Chuck Noble	July 24, 1932
Barney Cable	July 29, 1935
Phil Jordan	Sept. 12, 1933
George Yardley	Nov. 3, 1928
Gene Shue	Dec. 18, 1931

MISCELLANEOUS PISTONS RECORDS — 1941 - 1958

- Best Overall Percentage—833 in 1944-45 (Win 25, Lose 5).
- Worst Overall Percentage—367 in 1948-49 (Win 22, Lose 38).
- Best Home Percentage—1,000 in 1944-45 (Win 15, Lose 0).
- Best Road Percentage—833 in 1943-44 (Win 10, Lose 2).
- Worst Home Percentage—500 in 1957-58 (Win 14, Lose 14).
- Worst Road Percentage—156 in 1950-51 (Win 5, Lose 27).
- Most Home Wins—28 in 1948-49 (six losses).
- Most Road Wins—14 in 1947-48 (16 losses).
- Most Overall Wins—43 in 1954-55 (29 losses).
- Least Home Wins—8 in 1941-42 (3 losses).
- Least Road Wins—4 in 1941-42 (6 losses).
- Least Overall Wins—15 in 1941-42 (9 losses).
- Most Home Losses—14 in 1948-49 (15 wins) and 1957-58 (14 wins).
- Most Road Losses—27 in 1950-51 (5 wins).
- Most Overall Losses—39 in 1957-58 (33 wins).
- Least Home Losses—0 in 1944-45 (15 wins).
- Least Road Losses—2 in 1943-44 (10 wins).
- Least Overall Losses—4 in 1943-44 (18 wins).
- Longest winning streak—14 in 1944-45.
- Longest road winning streak—10 in 1943-44.
- Longest losing streak—6 in 1948-49 and 1956-57.

DETROIT PISTONS ROSTER

Pro

Name	Pos.	Exp.	Hgt.	Wgt.	Age	College	Hometown
Walter Dukes	F	3	7-0	220	28	Seton Hall	Rochester, N.Y.
Barney Cable	F		6-7	200	22	Bradley	Chicago, Illinois
Dick Farley	G	2	6-4	195	26	Indiana	Winslow, Ind.
Joe Holup	F	2	6-6	215	24	Geo. Washington	Swoyersville, Pa.
Phil Jordan	C	2	6-10	205	24	Whitworth	Ukiah, California
Earl Lloyd	F	6	6-6	220	30	W. Virginia State	Washington, D.C.
Dick McGuire	G	9	6-0	180	32	Brooklyn St. Johns	N. Y., N.Y.
Shellie McMillon	F		6-5	205	22	Alabama State	Piedmont, Ala.
Chuck Noble	G	3	6-4	190	26	Louisville	Akron, Ohio
Gene Shue	G	4	6-2	170	26	Maryland	Baltimore, Maryland
George Yardley	F	5	6-5	190	29	Stanford	Santa Ana, Calif.

DETROIT PISTONS INDIVIDUAL ONE-GAME HIGHS AT OLYMPIA — 1957-58

Most points	52 by George Yardley vs. Syracuse	2-4-58
Field goal attempts	31 by George Yardley vs. Syracuse	2-4-58
Field goals made	18 by George Yardley vs. Syracuse	2-4-58
Free throw attempts	20 by George Yardley vs. Minneapolis	12-25-57
	20 by Harry Gallatin vs. Syracuse	1-8-58
Free throws made	16 by George Yardley vs. Syracuse	2-4-58
	16 by George Yardley vs. Syracuse	2-18-58
Best FT%		
(More than 10 FTA)	1.000 (16 of 16) by Geo. Yardley vs. Syracuse	2-4-58
Rebounds	24 by Walter Dukes vs. Philadelphia	1-4-58
Assists	18 by Dick McGuire vs. Minneapolis	2-15-58

OPPONENTS VS. DETROIT PISTONS INDIVIDUAL ONE-GAME HIGHS AT OLYMPIA — 1957-58

Most points	35 by Frank Ramsey (Boston)	12-3-57
Field goal attempts	32 by Bill Sharman (Boston)	12-3-57
	32 by Al Bianchi (Syracuse)	2-18-58
Field goals made	13 by Bill Sharman (Boston)	12-3-57
	13 by Clyde Lovellette (Cincinnati)	12-21-57
Free throw attempts	21 by Frank Ramsey (Boston)	12-3-57
Free throws made	19 by Frank Ramsey (Boston)	12-3-57
Best FT%		
(More than 10 FTA)	1.000 (12 to 12) by Dick Schnittker (Mpls.)	11-15-57
	1.000 (12 of 12) by Dolph Schayes (Syracuse)	12-28-57
Rebounds	26 by Bill Russell (Boston)	10-23-57
Assists	7 by Richie Guerin (New York)	1-22-58

'RED' ONE OF ALL - TIME GREATS

Red was born September 18, 1923, at Hilo, Hawaii, T.H. Did not play basketball in high school, though he was 6'5 in his senior year. Tried out and made varsity team as freshman at University of Hawaii in 1940-41. He was at home sleeping when Japs bombed Pearl Harbor. World War II temporarily interrupted his college career, but he played basketball against service teams in Hawaii while employed as civilian at Pearl Harbor. He enrolled at Oregon State College in January, 1945, to play under "Slats" Gill, brother of Luke, his coach at Hawaii. Named to All Pacific Coast Conference team three straight seasons, lead PCC in scoring two years (1945-46 and '46-47) and had one game high of 38 vs. Idaho. Red was drafted by Toronto of the IHLA in 1947, but team did not play and St. Louis Bombers assumed rights to him. Played with St. Louis three years, then to Baltimore for 1950-51, next four seasons of career with Syracuse, then final year with Fort Wayne Pistons (1956-57). While at Baltimore, he won the MVP award. Came out of retirement to take Pistons coaching job on December 19, 1957, and won first game over Cincinnati (112-101) two nights later. He had never coached before. Red is married, has three children, lives at 26421 Hass, Dearborn, Nickname: "Red".

NEUTRAL GAME RECORDS AT OLYMPIA — 1957-58

	HIGH	TEAM	OPP.	DATE	LOW	TEAM	OPP.	DATE
Total pts.	146	St. Louis	Syr.	12-21-57	95	St. Louis	N. Y.	10-23-57
FG attempts	129	Syracuse	St. L.	12-21-57	83	New York	St. L.	10-23-57
FG made	53	Syracuse	St. L.	12-21-57	28	Minneapolis	Cin.	11-27-57
FG%	.500	St. Louis	Syr.	12-21-57	.270	St. Louis	N. Y.	10-23-57
		(50 of 100 FGA)				(30 of 111 FGA)		
FT attempts	59	New York	St. L.	10-23-57	32	Minneapolis	Syr.	12-10-57
FT made	50	New York	St. L.	10-23-57	24	Minneapolis	Syr.	12-10-57
FT%	.917	Philadelphia	Mpls.	2-4-58	.697	Cincinnati	N. Y.	1-8-58
		(33 of 36 FTA)				(23 of 33 FTA)		
Rebounds	92*	New York	Mpls.	12-21-57	57	Minneapolis	St. L.	12-3-57
Assists	26*	Minneapolis	N. Y.	11-27-57	8	Minneapolis	St. L.	1-17-58
Personals	38	St. Louis	N. Y.	10-23-57	21	Cincinnati	St. L.	2-26-58
1st quarter	35	Syracuse	St. L.	12-21-57	13	New York	Cin.	1-8-58
	35	Cincinnati	St. L.	2-26-58		St. Louis	N. Y.	10-23-57
2nd quarter	40	St. Louis	Syr.	12-21-57	18	Cincinnati	N. Y.	1-8-58
3rd quarter	39	Cincinnati	Mpls.	11-27-57	18	Cincinnati	St. L.	2-26-58
4th quarter	44	St. Louis	Syr.	12-21-57	17	Minneapolis	Bos.	11-12-57
Overtime	13	Minneapolis	St. L.	1-17-58	11	St. Louis	Mpls.	1-17-58
First half	73	St. Louis	Syr.	12-21-57	44	St. Louis	N. Y.	10-23-57
Second half	73	St. Louis	Syr.	12-21-57	42	Cincinnati	St. L.	2-26-58

BIGGEST LOSING SCORE—136 by Syracuse vs. St. Louis (146) 12-21-57

SMALLEST WINNING SCORE—105 by St. Louis vs. Cincinnati (103) 2-26-58

BIGGEST MARGIN—18 pts. by New York (123) vs. Cincinnati (105) 1-8-58

SMALLEST MARGIN—1 pt.* by New York (124) vs. Minneapolis (123) 11-21-57

1 pt. by Cincinnati (107) vs. Minneapolis (106) 11-27-57

* Indicates overtime game

Piston Profiles



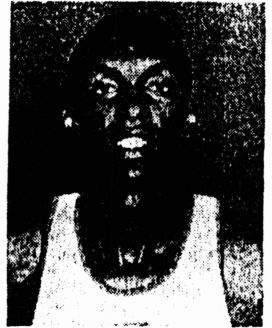
BARNEY CABLE

Forward, 6'7, 205. Born 7/29/35. Lives in New Brighton, Pa. Graduated Bradley University, 1958. Rookie, drafted by Detroit in second round (Pistons' first choice went to New York) in April, 1958. Led Bradley to NIT championship in 1957 as junior. Scored 1,057 points in 66 collegiate games for 16.0 average. High one-game mark was 32 vs. University of Detroit in 1956-57 season. Rated one of finest college corner men same year, knee ailment curtailed scoring last season. Had .465 shooting average in 1956-57, collected 506 points for 18.0 average. Named to

several All-America teams same season. Majored in business administration. Single. Nickname: "Big Barney".

WALTER DUKES

Forward-center, 7', 220. Born 1/23/30. Lives in New York City. Graduated Seton Hall University, 1953. Starting fourth season in NBA. Played two years with Harlem Globetrotters, sold to New York in 1955-56 and went to Minneapolis in 1956-57. Acquired by Pistons in September, 1957, for Larry Foust. Excellent defensive man and one of NBA's top rebounders. Finished sixth among NBA leaders in 1957-58. Big factor in Pistons' late-season drive to second place finish in Western Division. All-American in 1952 and '53 at Seton Hall. Led team to 27 straight wins and NIT



championship in '53 with 861 points for 26.0 average and career total of 1,789, all three new school records. Majored in economics, continuing studies toward law degree at New York University. Single. Nickname: "Waldo."

DICK FARLEY

Guard, 6'4, 195. Born 4/13/32. Lives in Fort Wayne, Ind., but may make Detroit his hometown. Graduated Indiana University, 1954. Starting third season in NBA. Second round draft choice by Syracuse in 1954. Spent last 2½ years in Air Force as lieutenant. Was member of 1953 Indiana team that won Big 10 and NCAA championships. Teamed with Billy Kenville as backcourt combination for Syracuse in 1955-56 as Nats won NBA title in seven-game finals against Pistons. High one-game mark in NBA was 26 points vs. Boston in 1956 playoffs. Likes hunting, fishing.



Married, two children. Nickname: "Fearless."

Piston Profiles




JOE HOLUP

Forward, 6'6, 220. Born 2/26/34. Lives in Springfield, Va. Graduated George Washington University, 1956. Starting third season in NBA. Drafted by Syracuse in 1956, purchased by Detroit in December, 1957. Rated as one of league's top defensive men. Was nation's No. 1 collegiate rebounder in senior year (1955-56) with average of 25.6 rebounds per game. Led all college scorers in accuracy same season with .650 mark. Once set Pennsylvania prep mark of 71 points in one game (later broken by Wilt Chamberlain). Married, one child. Nickname: "The Jaw" ... "Mickey."

PHIL JORDON

Center, 6'10, 215. Born 9/12/33. Lives in Tacoma, Wash. Attended Whitworth (Wash.) College. Starting third season in NBA. Spent 1956-57 and part of 1957-58 season with New York. Purchased from Knicks in December, 1957. Noted for great hook shot either left or right handed. Member of National AAU championship Buchan Bakers team in 1954. Full-blooded Indian, member Wilacki tribe of Northern California. Key man in Pistons' plans for 1958-59 since Harry Gallatin's retirement. Married, one child. Nicknames: "Wilackie" ... "Big Pheel."



EARL LLOYD

Forward, 6'6, 225. Born 4/3/28. Lives in Washington, D.C. Graduated West Virginia State, 1950. Starting seventh season in NBA. Previous six spent with Syracuse. Purchased in May, 1958, along with Dick Farley from Nats. Ranks as one of NBA's finest defensive front court men. Was sparkplug of NBA title team in 1945-55. Served as alternate coach to player-coach Paul Seymour in 1957-58. Served in Army two years (1950-52) as sergeant. Drafted by Washington in 1950, did not play until joining Syracuse in 1952-53. Collects modern jazz records. Married. Nickname: "Squirrel."



Piston Profiles


DICK McGUIRE

Guard, 6', 190. Born 1/26/26. Lives in Huntington, L.I. Graduated Brooklyn St. John's University, 1948, after two years in Navy. Drafted by New York in 1949 and played with Knicks for eight years before purchased by Detroit in September, 1957. Starting 10th season in NBA. Named to All-Star Game squad six times, including 1957-58 (first time on West). All-League guard 1950-51. Led NBA in assists as rookie with 386. Best year was 1954-55, second to Bob Cousy of Boston with 542. Generally regarded as best playmaker in NBA today. Second to Cousy in assists in 1957-58 with 454, most of them to scoring champion George Yardley. Married. Nicknames: "Tricky Dick" . . . "Rich."



SHELLIE McMILLON

Forward, 6'5, 205. Born 3/11/36. Lives in Chicago, Ill. Graduated Bradley University, 1958. Rookie, drafted by Detroit in sixth round, April, 1958. Set Bradley one-game scoring record of 42 points vs. University of Detroit on March 3, 1958. Scored 95 points (41 field goals for 60.3 percentage) in four-game Illinois prep tourney with DuSable High in 1954. Won honorable mention All-American and MVP awards in 1957-58 at Bradley. Teamed with Barney Cable to lead Braves to NIT championship in 1957. Scored winning basket in last three seconds to beat Memphis State,



84-83. Excellent rebounder. Single. Nickname: "Crusher."


CHUCK NOBLE

Guard, 6'4, 195. Born 7/24/32. Lives in Fort Wayne, Ind. Graduated University of Louisville, 1954. Drafted by Philadelphia in fourth round, 1954. Spurned pro offers one season to play with hometown Akron Goodyears in AAU, then joined Pistons in 1955. Starting fourth season in NBA. Frequent injuries have curtailed effectiveness, but has ability to break open any game with long set and jump shots. Excellent defensive player and fierce competitor. Rocha feels this may be season Chuck finally hits stride. Married, two children. Nicknames: "Chucker" . . . "Flash."



Piston Profiles

GENE SHUE




Guard, 6'2, 175. Born 12/18/31. Lives in Baltimore, Maryland. Graduated University of Maryland, 1954. Drafted by Philadelphia in 1954, but traded to New York. Played with Knicks two seasons, acquired by Pistons in exchange for top draft choice in 1956. Starting fifth season in NBA. Had finest record in 1957-58 despite injuries that kept him out of nine games. Posted 15.6 average, third best on squad and sixth best among NBA guards. Best defensive guard in league. Won berth on starting West All-Star team in St. Louis, 1958. Excellent long set shot, but best

is short jumper from 10-12 feet either side. One of NBA's top free throwers. Posted 18.6 scoring average in 1958 playoffs. Fine play-maker and rebounder. Married. Nickname: "Gino."

GEORGE YARDLEY

Forward, 6'5, 190. Born 11/3/28 Lives in Santa Ana, Calif. Graduated Stanford University, 1951. Majored in civil engineering, now employed in off-season at Robertshaw-Fulton, contractors for missile development research. Starting sixth season in NBA. Regarded as one of all-time greats in pro history. Set three new NBA records in 1957-58 for most points (2,001), most free throws attempted (808) and most free throws made (655). Averaged 27.8 in 72 games and 23.4 in seven playoff games. Hit 40 points or more eight times and twice had more than 50



(51 vs. Boston and 52 vs. Syracuse). First player in all basketball history to get 2,000 points in one season. Named to NBA All-Star team two years (1956-57 and 1957-58). Named All-American in 1950. Drafted by Fort Wayne in 1951, spent two years in Navy before reporting. Sank 12 straight baskets vs. Syracuse for league record. Owns 14 Pistons individual records. Best jump shot in NBA, has uncanny timing when closely guarded. Outstanding rebounder. Served as team captain in 1957-58. Married, three children (twin boys). Nicknames: "Bird" ... "Yardbird" ... "California Comet" ... "Bones."

ALL-TIME PISTONS WIN-LOSS RECORD — 1941-58

	Home	Road	Neutral	Totals	Pct.
Regular season	305-105	157-261	49-50	512-416	.552
Playoff games	24-11	12-32	3-0	39-43	.476
Totals	330-116	169-293	52-50	551-459	.551

Pistons' Career Scoring Records

WALTER DUKES

Year	Team	GP	FGA	FGM	FTA	FTM	RB	A	PF	TP	Avg.
'55-'56	N.Y.	60	370	149	236	167	443	39	211	465	7.8
'56-'57	Mpls.	71	626	228	383	264	794	54	273	720	10.1
'57-'58	Detroit	72	796	278	366	247	954	52	311	803	11.2

(Playoff Records)

Year	Team	GP	FGA	FGM	FTA	FTM	RB	A	PF	TP	Avg.
'56-'57	Mpls.	5	57	24	27	20	74	5	26	68	13.6
'57-'58	Detroit	7	101	37	56	37	97	4	38	111	15.9

DICK FARLEY

Year	Team	GP	FGA	FGM	FTA	FTM	RB	A	PF	TP	Avg.
'54-'55	Syr.	69	353	136	201	136	167	111	145	408	5.9
'55-'56	Syr.	72	451	168	207	143	165	151	154	479	6.7

(Playoff Records)

Year	Team	GP	FGA	FGM	FTA	FTM	RB	A	PF	TP	Avg.
'54-'55	Syr.	11	56	19	25	14	13	20	29	52	4.7
'55-'56	Syr.	8	72	34	71	19	21	28	31	87	10.9

JOE HOLUP

Year	Team	GP	FGA	FGM	FTA	FTM	RB	A	PF	TP	Avg.
'56-'57	Syr.	71	487	160	253	204	279	84	177	524	7.4
'57-'58	Syr.-Det.	53	278	91	94	71	221	36	99	253	4.8

(Playoff Records)

Year	Team	GP	FGA	FGM	FTA	FTM	RB	A	PF	TP	Avg.
'56-'57	Syr.	5	28	6	12	8	20	1	3	20	4.0
'57-'58	Detroit	7	43	15	16	12	36	3	20	42	6.0

PHIL JORDON

Year	Team	GP	FGA	FGM	FTA	FTM	RB	A	PF	TP	Avg.
'56-'57	N.Y.	9	49	18	12	8	34	2	15	44	4.9
'57-'58	NY-Det.	50	467	193	93	64	301	37	108	450	7.8

(Playoff Records)

Year	Team	GP	FGA	FGM	FTA	FTM	RB	A	PF	TP	Avg.
'57-'58	Detroit	6	30	12	20	15	12	2	15	39	6.5

Pistons' Career Scoring Records

DICK McGUIRE

Year	Team	GP	FGA	FGM	FTA	FTM	RB	A	PF	TP	Avg.
'49-'50	N.Y.	68	563	190	313	204	...	386	160	584	8.6
'50-'51	N.Y.	64	482	179	276	179	334	400	154	537	8.4
'51-'52	N.Y.	64	474	204	290	183	332	388	181	591	9.2
'52-'53	N.Y.	61	373	142	269	153	280	296	172	437	7.2
'53-'54	N.Y.	68	493	201	345	220	310	354	199	622	9.1
'54-'55	N.Y.	71	581	226	303	195	322	542	143	647	9.1
'55-'56	N.Y.	62	438	152	193	121	220	362	146	425	6.9
'56-'57	N.Y.	72	366	140	163	105	146	222	103	385	5.3
'57-'58	Detroit	69	544	203	225	150	291	454	178	556	8.1

(Playoff Records)

Year	Team	GP	FGA	FGM	FTA	FTM	RB	A	PF	TP	Avg.
'49-'50	N.Y.	5	52	22	26	19	...	27	21	63	12.6
'50-'51	N.Y.	14	80	25	53	24	83	78	50	74	5.3
'51-'52	N.Y.	14	107	48	86	49	71	90	46	145	10.4
'52-'53	N.Y.	11	59	24	55	36	63	70	25	83	7.5
'53-'54	N.Y.	4	16	4	5	3	4	5	12	11	2.8
'54-'55	N.Y.	3	19	6	19	8	9	12	7	20	6.7
'57-'58	Detroit	7	60	25	24	7	33	40	13	67	9.6

EARL LLOYD

Year	Team	GP	FGA	FGM	FTA	FTM	RB	A	PF	TP	Avg.
'52-'53	Syr.	64	453	156	231	160	444	64	241	472	7.4
'53-'54	Syr.	72	666	249	209	156	529	115	303	654	9.1
'54-'55	Syr.	72	784	286	212	159	553	151	283	731	10.2
'55-'56	Syr.	72	636	213	241	186	492	116	267	612	8.5
'56-'57	Syr.	72	687	256	179	134	435	114	282	646	9.0
'57-'58	Syr.	61	359	119	106	79	287	60	179	317	5.2

(Playoff Records)

Year	Team	GP	FGA	FGM	FTA	FTM	RB	A	PF	TP	Avg.
'52-'53	Syr.	2	17	4	10	7	9	5	10	15	7.5
'53-'54	Syr.	10	73	25	26	17	57	20	34	67	6.7
'54-'55	Syr.	11	122	44	52	39	89	35	41	127	11.5
'55-'56	Syr.	8	81	26	14	13	43	7	37	65	8.1
'56-'57	Syr.	5	30	12	11	7	21	5	18	31	6.2
'57-'58	Syr.	3	14	5	0	0	8	0	8	10	3.3

Pistons' Career Scoring Records

CHUCK NOBLE

Year	Team	GP	FGA	FGM	FTA	FTM	RB	A	PF	TP	Avg.
'55-'56	Ft. Wyne	72	767	270	195	146	261	282	253	686	9.5
'56-'57	Ft. Wyne	54	556	200	102	76	135	180	161	476	8.8
'57-'58	Detroit	61	601	199	77	56	140	153	166	454	7.4

(Playoff Records)

Year	Team	GP	FGA	FGM	FTA	FTM	RB	A	PF	TP	Avg.
'55-'56	Ft. Wyne	10	92	29	17	16	30	41	30	74	7.4
'56-'57	Ft. Wyne	2	26	10	2	1	3	4	5	21	10.5
'57-'58	Detroit	7	38	8	8	4	13	6	9	20	2.9

GENE SHUE

Year	Team	GP	FGA	FGM	FTA	FTM	RB	A	PF	TP	Avg.
'54-'55	N.Y.	62	289	100	78	69	154	89	64	259	4.2
'55-'56	N.Y.	72	625	240	237	181	212	179	111	661	9.2
'56-'57	Ft. Wyne	72	710	273	316	241	421	238	137	787	10.9
'57-'58	Detroit	63	919	353	327	278	333	172	150	982	15.6

(Playoff Records)

Year	Team	GP	FGA	FGM	FTA	FTM	RB	A	PF	TP	Avg.
'54-'55	N.Y.	3	17	8	7	6	12	4	5	22	7.3
'56-'57	Ft. Wyne	2	27	14	4	4	7	8	3	32	16.0
'57-'58	Detroit	7	123	45	43	40	46	33	15	130	18.6

GEORGE YARDLEY

Year	Team	GP	FGA	FGM	FTA	FTM	RB	A	PF	TP	Avg.
'53-'54	Ft. Wyne	63	492	209	205	146	407	99	166	564	9.0
'54-'55	Ft. Wyne	60	869	363	416	310	594	126	205	1036	17.3
'55-'56	Ft. Wyne	71	1067	434	492	365	686	159	212	1233	17.4
'56-'57	Ft. Wyne	72	1273	522	639	503	755	147	231	1547	21.5
'57-'58	Detroit	72	1624	673	808	655	768	97	226	2001	27.8

(Playoff Records)

Year	Team	GP	FGA	FGM	FTA	FTM	RB	A	PF	TP	Avg.
'53-'54	Ft. Wyne	4	33	16	12	10	24	3	10	42	10.5
'54-'55	Ft. Wyne	11	143	57	79	60	99	36	37	174	15.8
'55-'56	Ft. Wyne	10	183	77	98	76	139	26	25	230	23.0
'56-'57	Ft. Wyne	2	53	24	11	9	19	8	7	57	28.5
'57-'58	Detroit	7	127	52	67	60	72	17	26	164	23.4

1957-58 Results

PRE-SEASON GAMES

DATE	SITE	OPP.	W-L	SCORE	OVER-ALL	HOME	ROAD	NEU-TRAL	VS. WEST	VS EAST
10/10	Moline	Mpls.	L	89-93	0-1			0-1	0-1	
10/11	D. Mns.	Mpls.	W	102-101	1-1			1-1	1-1	
10/15	Flint	St. L.	L	105-107	1-2			1-2	1-2	
10/16	Lans.	St. L.	W	95-94	2-2			2-2	2-2	
10/18	Lville	St. L.	L	104-125	2-3			2-3	2-3	
10/19	Owsbr.	St. L.	W	82-79	3-3			3-3	3-3	

SEASON GAMES

DATE	SITE	OPP.	W-L	SCORE	OVER-ALL	HOME	ROAD	NEU-TRAL	VS. WEST	VS EAST
10/23	Det.	Bos.	L	94-105	0-1	0-1				0-1
10/26	Det.	Phila.	L	100-112	0-2	0-2				0-2
10/30	Mpls.	Mpls.	W	115-96	1-2		1-0		1-0	
11/3	Cin.	Cin.	W	94-88	2-2		2-0		2-0	
11/5	St. L.	Bos.	L	105-111	2-3			0-1		0-3
11/12	Det.	N. Y.	W	109-107	3-3	1-2				1-3
11/15	Det.	Mpls.	L	104-112	3-4	1-3			2-1	
11/16	N. Y.	N. Y.	W	109-105	4-4		3-0			2-3
11/17	Phila.	Phila.	W	95-91	5-4		4-0			3-3
11/19	St. L.	Cin.	L	75-92	5-5			0-2	2-2	
11/21	Det.	Bos.	L	90-112	5-6	1-4				3-4
11/23	St. L.	St. L.	L	110-115	5-7		4-1		2-3	
11/26	N. Y.	Mpls.	W	109-91	6-7			1-2	3-3	
11/27	Det.	St. L.	L	110-121	6-8	1-5			3-4	
11/29	Cin.	Cin.	L	96-99*	6-9		4-2		3-5	
11/30	Det.	Cin.	W	100-96	7-9	2-5			4-5	
12/1	N. Y.	N. Y.	L	102-109	7-10		4-3			3-5
12/3	Det.	Bos.	L	113-124	7-11	2-6				3-6
12/5	Phila.	Cin.	L	99-109	7-12			1-3	4-6	
12/6	Syr.	Syr.	L	91-118	7-13		4-4			3-7
12/7	Det.	Cin.	W	109-105	8-13	3-6			5-6	
12/10	Det.	Phila.	L	97-100	8-14	3-7				3-8
12/12	Phila.	Phila.	W	101-96	9-14		5-4			4-8
12/15	Det.	N. Y.	L	109-116	9-15	3-8				4-9
12/17	N. Y.	St. L.	L	99-106	9-16			1-4	5-7	

RED ROCHA NAMED COACH ON DECEMBER 19

12/21	Det.	Cin.	W	112-101	10-16	4-8			6-7	
12/22	Syr.	Syr.	L	93-119	10-17		5-5			4-10
12/25	Det.	Mpls.	L	104-106	10-18	4-9			6-8	
12/26	St. L.	St. L.	W	110-106	11-18		6-5		7-8	
12/27	N. Y.	N. Y.	L	120-125	11-19		6-6			4-11
12/28	Det.	Syr.	W	117-111	12-19	5-9				5-11
12/31	Cin.	Cin.	L	96-130	12-20		6-7		7-9	
1/4	Det.	Phila.-TV	W	81-78	13-20	6-9				6-11
1/5	St. L.	St. L.	L	93-95	13-21		6-3		7-10	
1/7	N. Y.	Cin.	L	99-114	13-22			1-5	7-11	
1/8	Det.	Syr.	W	109-107	14-22	7-9				7-11
1/10	Phila.	Mpls.	L	114-124	14-23			1-6	7-12	
1/11	Det.	Mpls.	W	129-102	15-23	8-9			8-12	
1/12	Syr.	Syr.	L	109-135	15-24		6-9			7-12
1/15	Bos.	Bos.	L	113-131	15-25		6-10			7-13
1/16	Phila.	Phila.	W	113-108	16-25		7-10			8-13
1/17	Det.	Cin.	W	115-94	17-25	9-9			9-12	
1/18	St. L.	St. L.-TV	L	103-105	17-26		7-11		9-13	
1/19	Mpls.	Mpls.	L	111-118	17-27		7-12		9-14	
1/22	Det.	N. Y.	L	92-115	17-28	9-10				8-14
1/23	St. P.	Mpls.	L	125-128*	17-29		7-13		9-15	
1/25	Det.	St. L.	W	105-98	18-29	10-10			10-15	
1/26	Cin.	Cin.	L	103-107	18-30		7-14		10-16	
1/27	Det.	Phila.	W	115-93	19-30	11-10				9-14
1/30	Phila.	Syr.	W	87-83	20-30			2-6		10-14
1/31	Bos.	N. Y.	W	119-105	21-30			3-6		11-14

(Continued on next page)

1957-58 Results

SEASON GAMES

DATE	SITE	OPP.	W-L	SCORE	OVER-ALL	HOME	ROAD	NEU-TRAL	VS. WEST	VS EAST
2/1	N. Y.	Phila.	L	86-106	21-31					11-15
2/2	Bos.	Bos.	L	115-119	21-32		7-15	3-7		11-16
2/4	Det.	Syr.	W	118-113	22-32	12-10				12-16
2/7	Phila.	St. L.	W	125-107	23-32			4-7	11-16	
2/9	Det.	N. Y.	L	98-100	23-33	12-11				12-17
2/11	Phila.	Phila.	L	98-115	23-34		7-16			12-18
2/12	Det.	St. L.	L	105-122	23-35	12-12			11-17	
2/14	Bos.	Bos.	W	111-109	24-35		8-16			13-18
2/15	Det.	Mpls.	L	110-111	24-36	12-13			11-18	
2/16	St. L.	St. L.	W	100-98	25-36		9-16		12-18	
2/18	Det.	Syr.	W	120-98	26-36	13-13				14-18
2/19	Mpls.	Mpls.	W	117-115*	27-36		10-16		13-18	
2/21	Cin.	Cin.	W	109-107	28-36		11-16		14-18	
2/22	Det.	St. L.	W	98-96	29-36	14-13			15-18	
2/25	N. Y.	St. L.	W	114-113*	30-36			5-7	16-18	
2/26	Det.	Bos.	L	99-106	30-37	14-14				14-19
2/27	Phila.	Mpls.	W	112-109	31-37			6-7	17-18	
3/1	N. Y.	N. Y.	W	103-101	32-37		12-16			15-19
3/6	Mpls.	Mpls.	W	112-109	31-37		13-16		18-18	
3/8	Bos.	Bos.-TV	L	103-108	33-38		13-17			15-20
3/9	Syr.	Syr.	L	90-111	33-39	14-14	13-18	6-7	18-18	15-21

PLAYOFF GAMES

Western Division Semifinals (Best of 3)

DATE	SITE	OPP.	W-L	SCORE	OVER-ALL	HOME	ROAD	NEU-TRAL	VS. WEST	VS EAST
3/15	Det.	Cin.	W	100-83	1-0	1-0			1-0	
3/16	Cin.	Cin.	W	124-104	2-0		1-0		2-0	

Western Division Finals (Best of 7)

DATE	SITE	OPP.	W-L	SCORE	OVER-ALL	HOME	ROAD	NEU-TRAL	VS. WEST	VS EAST
3/19	St. L.	St. L.	L	111-114	0-1		1-1		2-1	
3/22	Det.	St. L.	L	96-99	0-2	1-1			2-2	
3/23	St. L.	St. L.	W	109-89	1-2		2-1		3-2	
3/25	Det.	St. L.	L	101-145	1-3	1-2			3-3	
3/27	St. L.	St. L.	L	96-120	1-4		2-2		3-4	

Complete 1957-1958 Totals 39-47 15-16 15-20 9-10 21-22 15-21

* Indicates overtime game

COMPOSITE PISTONS STANDINGS — 1957-58

WESTERN DIVISION

	Home	Road	Neutral	Total
Cincinnati	4-0	2-3	0-3	6-6
Minneapolis	1-3	3-2	2-1	6-6
St. Louis	2-2	2-3	2-1	6-6
Totals	7-5	7-8	4-5	18-18

EASTERN DIVISION

	Home	Road	Neutral	Total
Boston	0-4	1-3	0-1	1-8
New York	1-3	2-2	1-0	4-5
Philadelphia	2-2	3-1	0-1	5-4
Syracuse	4-0	0-4	1-0	5-4
Totals	7-9	6-10	2-2	15-21

KERBAWY — MAN IN MOTION

Hurricanes, typhoons, tornadoes, cyclones—all are mere zephyrs compared to the Detroit Pistons "man in motion." And his name is Nick Kerbawy.

As general manager of one of the world's finest basketball teams, Nick has set out to prove Detroiters right when they claim fame for their hometown as the nation's outstanding sports center.

"Look at it this way," says Nick. "Detroit and Michigan now have four major league sports teams . . . and that puts us on a par with New York and far ahead of the rest."

Nick gave up pro football's top job . . . that of boss of the world champion Detroit Lions . . . to accept the challenge afforded by the Pistons. "And you can forget all that talk about Detroit being cool towards basketball. This is a new age with a new generation of fans. It's a matter of educating them to our game and giving them that one priceless ingredient . . . a winner!"

Nick's success story is one of throwing open the door when opportunity knocked. Yet, he almost missed out on becoming one of the top executives in sports.

Back in 1944, Nick was a combination college professor-newspaper correspondent in Hillsdale, Mich., barely more than a stone's throw from Blissfield, where he was introduced to the world on August 8, 1912. Jack Sincich, editor of the Hartford Day-Spring, urged him to take an interview for the Michigan State College sports publicity job. But Nick forgot about the job that summer, during which he studied for his M.A. degree in Mexico City. A telephone call from MSC officials, informing him the job was his, served as the springboard to fame.

Michigan State was then on the brink of becoming a power in all phases of collegiate sports. An energetic push by Nick, who spread the word on the Spartans far and wide, sent MSC on its way.

In 1948, the late Bo McMillin was looking for a "hard-working fellow who doesn't want much money" to handle publicity for the struggling Detroit Lions. Three applied, but two wanted to start at the top. The third wanted only to show he could do the job. Nick was hired.

It's more than coincidence that the Lions, long in the red, became the top attraction in the National Football League when Nick, who served as business manager and assistant to McMillin as well as publicist, took over the general managership in 1952. The Lions sold more than 41,000 season tickets (in a 52,000-capacity park) for the 1958 season . . . a feat never before accomplished by any athletic team, professional, college or amateur!

PISTONS BOARD OF DIRECTORS



FRED BUESSER, JR.
Attorney



LOUIS COWROY
Mich. Bell Telephone Co.



E. DAWSON FISHER
J. L. Hudson Company



HERMAN FISHMAN
Fishman Insurance Agency



C. OLAF TALLA
Kroger Company



L. IRVING WOOLSON
Chrysler Corporation

PISTONS' COACHING RECORDS IN NATIONAL BASKETBALL ASSOCIATION

Season	Name of coach	Regular		Playoff		Total	
		W	L	W	L	W	L
1948-49	Carl Bennett						
	Paul Armstrong	22	38			22	38
1949-50*	Murray Mendenhall	40	28	3	2	43	30
1950-51	Murray Mendenhall	37	36	1	2	33	38
1951-52	Paul Birch	29	37	0	2	29	39
1952-53	Paul Birch	36	33	4	4	40	37
1953-54	Paul Birch	10	32	0	4	40	36
1954-55	Charles Eckman	3	29	6	5	49	34
1955-56	Charles Eckman	37	35	4	6	41	41
1956-57**	Charles Eckman	34	38	0	3	34	41
1957-58	Charles Eckman (9-16)						
	Red Rocha (24-23)	33	39	3	4	36	43
NBA TOTALS		346	345	21	32	367	377

* Playoff record includes special third-place tie-breaker with Chicago in Central Division.

** Playoff record includes special first-place round-robin tie-breaker (played only St. Louis) in Western Division.

PISTONS' LEADING SCORERS — 1941 - 1958

			G	FG	FT	PTS.	AVG.
N.B.L.	1941-42	Bob McDermott	21	115	47	277	13.1
N.B.L.	1942-43	Bob McDermott	23	130	54	314	13.7
N.B.L.	1943-44	Bob McDermott	22	123	60	306	13.9
N.B.L.	1944-45	Bob McDermott	30	257	87	601	20.3
N.B.L.	1945-46	Bob McDermott	34	184	90	458	13.4
N.B.L.	1946-47	Chick Reiser	44	154	104	412	9.4
N.B.L.	1947-48	John Pelkington	54	174	157	505	9.4
B.A.A.	1948-49*	Charley Black	58	203	140	567	9.8
N.B.A.	1949-50	Fred Schaus	68	351	270	972	14.3
N.B.A.	1950-51	Larry Foust	68	327	261	915	13.5
N.B.A.	1951-52	Frank Brian	66	342	367	1051	15.9
N.B.A.	1952-53	Larry Foust	67	311	336	958	14.3
N.B.A.	1953-54	Larry Foust	72	376	338	1090	15.1
N.B.A.	1954-55	Larry Foust	70	398	393	1189	17.0
N.B.A.	1955-56	George Yardley	71	434	365	1233	17.3
N.B.A.	1956-57	George Yardley	72	522	503	1547	21.5
N.B.A.	1957-58	George Yardley	72	673	655	2001	27.8

(Playoff Games Not Included)

* Bruce Hale was top average scorer for Pistons in 1948-49 with 546 pts. in 52 games for 10.5.

RECORD OF PISTONS SCORING 40 OR MORE POINTS IN ONE GAME

PLAYER	OPPONENTS	SITE	DATE	FG	FT	TP
George Yardley	Detroit vs. Syracuse	Detroit	2/4/58	18	16	52
George Yardley	Detroit vs. Boston	Boston	1/15/58	17	19	51
George Yardley	Detroit vs. Mpls.	Minneapolis	3/6/58	19	11	49
George Yardley	Detroit vs. St. Louis	St. Louis	12/26/57	14	20	48
George Yardley	Detroit vs. Syracuse	Detroit	2/18/58	16	16	48
George Yardley	Detroit vs. Mpls.	St. Paul	1/23/58	15	14	44
George Yardley	Detroit vs. St. Louis	New York	2/25/58	18	8	44
George Yardley	Detroit vs. Mpls.	Minneapolis	2/19/58	17	9	43
George Yardley	Detroit vs. Phila.	Detroit	10/26/57	15	11	41
George Yardley	Detroit vs. Mpls.	Philadelphia	2/27/58	17	7	41
George Yardley	Ft. Wayne vs. Mpls.	Minneapolis	1/31/57	11	18	40

RECORD OF PISTONS SCORING 15 OR MORE FREE THROWS IN ONE GAME

PLAYER	OPPONENTS	SITE	DATE	FTA	FTM
George Yardley	Detroit vs. St. Louis	St. Louis	12/26/57	24	20
Larry Foust	Ft. Wayne vs. Mpls.	Fort Wayne	12/18/55	22	19
George Yardley	Ft. Wayne vs. Mpls.	Minneapolis	1/31/57	21	18
George Yardley	Detroit vs. Cincinnati	Cincinnati	11/3/57	24	17
George Yardley	Detroit vs. Boston	Boston	1/15/58	19	17
George Yardley	Ft. Wayne vs. Phila.	Syracus	11/25/56	18	16
George Yardley	Detroit vs. Syracuse	Detroit	2/4/58	16	16
George Yardley	Detroit vs. Syracuse	Detroit	2/18/58	19	16
George Yardley	Ft. Wayne vs. Mpls.	Fort Wayne	1/3/57	18	15
George Yardley	Detroit vs. Mpls.	Detroit	11/15/57	16	15
Harry Gallatin	Detroit vs. Boston	Detroit	12/3/57	17	15
George Yardley	Detroit vs. Mpls.	Detroit	12/25/57	20	15

DETROIT PISTONS FINAL SCORING — 1957-58

	GP	MINS	FGA	FGM	FG%	FTA	FTM	RB	A	PF	D	TP	AVG.
Atha	18	160	47	17	.362	12	10	24	19	24	0	44	2.4
Bolstorff	3	21	5	2	.400	0	0	0	0	1	0	4	1.3
Clifton	68	1435	597	217	.363	146	91	403	76	202	3	525	7.7
Dukes	72	2184	796	278	.349	366	247	954	52	311	17	803	11.2
Ebben	8	50	28	6	.214	4	3	8	4	5	0	15	1.9
Gallatin	72	1990	898	340	.379	498	392	749	86	217	5	1072	14.9
Holup ¹	16	133	67	14	.209	23	16	44	13	17	0	44	2.6
Holup ²	37	607	211	77	.365	71	45	177	23	82	2	209	5.8
Houbregs	17	302	137	49	.358	41	30	65	19	36	0	128	7.5
Jordan ¹	12	76	34	16	.471	6	5	24	5	17	0	37	3.4
Jordan ²	46	822	433	177	.409	87	59	277	32	91	1	413	9.0
Kenville	35	649	280	106	.379	75	46	102	66	68	0	258	7.4
Marshall	9	62	21	7	.333	8	7	7	3	6	0	21	2.6
McGuire	69	2311	544	203	.373	275	150	291	454	178	0	556	8.1
Noble	61	1363	601	199	.331	77	56	140	153	166	0	454	7.4
Shue	63	2333	919	353	.384	327	276	333	172	150	1	982	15.6
Thieben	27	243	143	42	.294	27	16	65	7	44	0	100	3.7
Yardley	72	2843	1624*	673*	.414	808*	655*	768	97	226	3	2001*	27.8*
Totals	72	—	7284	2746	.377	2774	2093	4363	1263	1807	32	7585	105.3

1—Record with Syracuse Nationals

2—Record with DETROIT PISTONS

3—Record with New York Knickerbockers

* Indicates new team record

PISTONS RECORD OF 15 OR MORE ASSISTS IN ONE GAME

PLAYER	OPPONENTS	SITE	DATE	NO.
Andy Phillip	Fort Wayne vs. Minneapolis	Fort Wayne	11/27/54	19
Andy Phillip	Fort Wayne vs. New York	New York	11/20/55	19
Dick McGuire	Detroit vs. Minneapolis	Detroit	2/15/58	18
Dick McGuire	Detroit vs. Philadelphia	Philadelphia	1/16/58	15
Dick McGuire	Detroit vs. St. Louis	St. Louis	1/18/58	15

MAJOR FREE THROW RECORDS AT OLYMPIA

INDIVIDUAL ONE GAME

Best FT %	1.000 by George Yardley, Detroit (16 of 16) vs. Syr. 2-4-58
	1.000 by Dick Schnittker, Mpls. (12 of 12) vs. Detroit 11-15-57
	1.000 by Dolph Schayes, Syr. (12 of 12) vs. Det. 12-28-57
Consecutive FTM	16 by George Yardley, Detroit vs. Syr. (16 attempts) 2-4-58
	14 by Frank Ramsey, Boston, vs. Det. (21 attempts) 12-3-57
Most FTM, Half	11 by Dick Schnittker, Mpls vs. Detroit (11 attempts) 11-15-57

TEAM ONE GAME

Consecutive FTM	22 by Minneapolis vs. Cincinnati	12-27-57
	18 by Boston vs. Detroit	12-3-57

INDIVIDUAL FULL SEASON

Consecutive FTM	31 by Geo. Yardley, Det., in 4 games—12-3-57 to 12-15-57
	31 by Dolph Schayes, Syr., in 4 games—12-10-57 to 2-8-58
	25 by Harry Gallatin, Det., in 5 games—12-3-57 to 12-21-57
	24 by Dick Schnittker, Mpls., 3 games—11-15-57 to 11-27-57

DETROIT PISTONS INDIVIDUAL ONE-GAME HIGHS

1957 - 58

Most points	52 by George Yardley vs. Syracuse at Detroit	2-4-58
Field goal attempts	33 by George Yardley at Boston	1-15-58
	33 by George Yardley vs. Minneapolis at St. Paul	1-23-58
	33 by George Yardley at Minneapolis	3-6-58
Field goals made	19 by George Yardley at Minneapolis	3-6-58
Free throw attempts	24 by George Yardley at Cincinnati	11-3-57
	24 by George Yardley at St. Louis	12-26-57
Free throws made	20 by George Yardley at Cincinnati	11-3-57
Best FT%		
(More than 10 FTA)	1.000 (16 of 16) by Geo. Yardley vs. Syr. at Det.	2-4-58
Rebounds	27 by George Yardley vs. Minneapolis at Phila.	2-27-58
Assists	18 by Dick McGuire vs. Minneapolis at Detroit	2-15-58

OPPONENTS VS. DETROIT PISTONS INDIVIDUAL ONE-GAME HIGHS — 1957-58

Most points	40 by Cliff Hagan (St. Louis) at St. Louis	11-23-57
	40 by Bob Pettit (St. Louis) at St. Louis	1-18-58
Field goal attempts	33 by Tom Heinsohn (Boston) at Boston	2-14-58
Field goals made	18 by Cliff Hagan (St. Louis) at St. Louis	11-23-57
Free throw attempts	21 by Frank Ramsey (Boston) at Detroit	12-3-57
Free throws made	19 by Frank Ramsey (Boston) at Detroit	12-3-57
Best FT%		
(More than 10 FTA)	1.000 (12 of 12) by Dick Schnittker (Mpls.) at Det.	11-15-57
	1.000 (12 of 12) by Dolph Schayes (Syr.) at Det.	12-28-57
	1.000 (11 of 11) by Kenny Sears (N.Y.) at N.Y.	11-16-57
Rebounds	27 by Bob Pettit (St. Louis) at St. Louis	1-18-58
	27 by John Kerr (Syracuse) at Philadelphia	1-30-58
	27 by Bill Russell (Boston) at Boston	2-2-58
Assists	12 by Bob Coxy (Boston) at Boston	2-14-58

DETROIT PISTONS ONE-GAME RECORDS—1957-58

(Do Not include playoff records)

OVERALL RECORDS

	HIGH	OPPONENT	DATE	SITE	LOW	OPPONENT	DATE	SITE
Total pts.	132	Minneapolis	3-6-58	Mpls.	75	Cincinnati	11-19-57	St. L.
FG attempts	128	Boston	11-5-57	St. L.	83	Syracuse	3-9-58	Syr.
FG made	48	Syracuse	2-18-58	Det.	26	Cincinnati	11-3-57	Cinc.
	48	St. Louis	2-7-58	Phila.				
	48	Minneapolis	3-6-58	Mpls.				
FT attempts	60	Cincinnati	11-3-57	Cin.	23	New York	2-9-58	Det.
FT made	43	Boston	12-3-57	Det.	13	Cincinnati	11-19-57	St. L.
	43	Boston	1-15-58	Bos.				
Rebounds	95	Minneapolis	1-11-58	Det.	46	Syracuse	3-9-58	Syr.
Assists	35	Minneapolis	11-26-57	N. Y.	7	Syracuse	12-22-58	Syr.
Personals	36	Boston	2-2-58	Bos.	15	Boston	3-8-58	Bos.

PISTONS BIGGEST MARGIN—29 pts. vs. Minneapolis (129-102) 1-11-58 at Detroit

PISTONS SMALLEST MARGIN—1 point vs. St. Louis (114-113) 2-29-58 at N. Y. (OT)

OPPONENTS VS. DETROIT PISTONS ONE-GAME RECORDS — 1957-58

	HIGH	OPPONENT	DATE	SITE	LOW	OPPONENT	DATE	SITE
Total pts.	135	Syracuse	1-12-58	Syr.	78	Phila.	1-4-58	Det.
FG attempts	131	New York	1-22-58	Det.	82	New York	11-22-57	Det.
					82	Boston	11-5-57	St. L.
FG made	53	Boston	1-15-58	Bos.	26	Mpls.	11-26-57	N. Y.
FT attempts	56	Minneapolis	11-26-57	N. Y.	19	New York	1-22-58	Det.
FT made	47	Syracuse	1-12-58	Syr.	15	New York	1-22-58	Det.
Rebounds	96	New York	1-22-58	Det.	51	Phila.	1-27-58	Det.
Assists	31	New York	12-1-57	N. Y.	4	Syracuse	12-28-58	Det.
Personals	36	Cincinnati	11-3-57	Cin.	16	Boston	3-8-58	Bos.

OPPONENTS BIGGEST MARGIN—34 points by Cincinnati (130-96) 12-31-57 at Cincinnati

OPPONENTS SMALLEST MARGIN—1 point by Minneapolis (111-110) 2-15-58 at Detroit

OPPONENTS VS. DETROIT PISTONS INDIVIDUAL HIGHS AT OLYMPIA — 1957-58

BOSTON

CINCINNATI

		Player	Date	Player	Date
Most points	35	Frank Ramsey	12-3-57	31 Clyde Lovellette	12-7-57
Field goal attempts	32	Bill Sharman	12-3-57	30 Clyde Lovellette	12-21-57
Field goals made	13	Bill Sharman	12-3-57	13 Clyde Lovellette	12-21-57
Free throw attempts	21	Frank Ramsey	12-3-57	14 Clyde Lovellette	1-17-58
Free throws made	19	Frank Ramsey	12-3-57	11 Clyde Lovellette	12-7-58
Rebounds	26	Bill Russell	10-23-57	17 Maurice Stokes	11-30-57
Assists	6	Bob Cousy	10-23-57	17 Maurice Stokes	12-7-57
Best FT%	.909	Bill Russell	12-3-57	6 Maurice Stokes	12-7-57
(More than 10 FTA)		Bill Sharman (10 of 11)	10-23-57	6 George King	12-21-57
				818 Clyde Lovelette	12-7-57
				(9 of 11)	

MINNEAPOLIS

NEW YORK

Most points	24	Larry Foyst	12-25-57	24 Willie Naulls	11-12-57
Field goal attempts	28	Bo Erias	2-15-58	24 Carl Braun	12-15-57
Field goals made	8	Ed Fleming	12-25-57	24 Willie Naulls	1-22-58
Free throw attempts	14	Larry Foyst	12-25-57	10 Willie Naulls	11-12-57
Free throws made	14	Larry Foyst	1-11-58	10 Carl Braun	12-15-57
Rebounds	14	Dick Sannittker	11-15-57	12 Kenny Sears	2-9-58
Assists	6	Vern Mikkelsen	12-25-57	9 Kenny Sears	2-9-58
Best FT%	1.000	Ed Fleming	1-11-58	20 Kenny Sears	12-15-57
(More than 10 FTA)		Bob Leonard	11-15-57	7 Richie Guerin	1-22-58
		Dick Sannittker (12 of 12)	11-15-57	.750 Kenny Sears	2-9-58
				(9 of 12)	

PHILADELPHIA

ST. LOUIS

		Player	Date	Player	Date
Most points	25	Neil Johnston	10-26-57	32 Cliff Hagan	2-22-58
Field goal attempts	21	Woody Sauldsberry	12-10-57	25 Cliff Hagan	2-22-58
Field goals made	8	Neil Johnston	10-26-57	13 Cliff Hagan	2-22-58
	8	Paul Arizin	10-26-57		
	8	Tom Gola	1-4-58		
Free throw attempts	13	Neil Johnston	10-26-57	12 Bob Pettit	2-22-58
Free throws made	9	Neil Johnston	10-26-57	8 Bob Pettit	2-22-58
Rebounds	17	Neil Johnston	10-26-57	8 Ed Macauley	2-12-58
Assists	4	Eddie Beck	10-26-57	15 Bob Pettit	1-25-58
Best FT%	.692	Neil Johnston	10-26-57	15 Bob Pettit	2-22-58
(More than 10 FTA)		(9 of 13)		6 Jack McMahon	1-25-58
				.750 Bob Pettit	2-22-58
				(8 of 12)	

SYRACUSE

Most points	31	Dolph Schayes	1-8-58
Field goal attempts	32	Al Bianchi	2-18-58
Field goals made	11	Dolph Schayes	1-8-58
Free throw attempts	12	Dolph Schayes	12-28-57
Free throws made	12	Dolph Schayes	12-28-57
Rebounds	21	Dolph Schayes	12-28-57
Assists	4	Larry Costello	2-4-58
Best FT%	1.000	Al Bianchi	2-18-58
(More than 10 FTA)		Dolph Schayes (12 of 12)	12-28-57

OLYMPIA STADIUM RECORDS

FOR TWO TEAMS

For Full Game

Most points scored	282 by St. Louis (146) vs. Syracuse (136)	12-21-57
	246 by St. Louis (145) vs. Detroit (101)	3-25-58
Most FG tried	236 by New York (131) vs. Detroit (105)	1-22-58
Most FG made	103 by Syracuse (53) vs. St. Louis (50)	12-21-57
	88 by Syracuse (46) vs. Detroit (42)	2-4-58
	88 by Detroit (48) vs. Syracuse (40)	2-18-58
Most free throws tried	109 by New York (59) vs. St. Louis (50)	10-23-57
	109 by Minneapolis (55) vs. Detroit (54)	11-27-57
Most free throws made	81 by Minneapolis (50) vs. Cincinnati (31)	11-27-57
	79 by Detroit (43) vs. Boston (36)	12-3-57
Most rebounds	167 by Detroit (95) vs. Minneapolis (72)	1-11-58
Most assists	41 by St. Louis (21) vs. Minneapolis (20)	12-3-57
	41 by St. Louis (23) vs. Detroit (18)	2-12-58
Most personals committed	70 by St. Louis (38) vs. New York (32)	10-23-57
	63 by Detroit (32) vs. Boston (31)	12-3-57
	63 by Detroit (33) vs. Minneapolis (30)	1-11-58

For One Half (Either Half)

Most points scored	145 by St. Louis (73) vs. Syracuse (72)	12-21-57
	142 by Detroit (73) vs. Minneapolis (59)	1-11-58
Most FG tried	133 by New York (77) vs. Detroit (56)	1-22-58
Most FG made	57 by Syracuse (29) vs. St. Louis (28)	12-21-57
	51 by Detroit (31) vs. Minneapolis (18)	1-11-58
Most free throws tried	66 by New York (38) vs. St. Louis (28)	10-23-57
	54 by St. Louis (27) vs. Detroit (27)	3-25-58
Most free throws made	46 by Minneapolis (31) vs. Cincinnati (15)	11-27-57
	42 by St. Louis (22) vs. Detroit (20)	3-25-58
Most rebounds	95 by New York (60) vs. Detroit (35)	1-22-58
Most assists	25 by Detroit (19) vs. Minneapolis (6)	1-11-58
Most personals committed	43 by Boston (24) vs. Detroit (19)	12-3-57

For One Quarter (Any Quarter)

Most points scored	77 by St. Louis (40) vs. Syracuse (37)	12-21-57
	71 by Detroit (47) vs. Minneapolis (24) 3Q	1-11-58
	71 by Detroit (36) vs. Minneapolis (35) 4Q	1-11-58
Most FG tried	67 by Detroit (35) vs. Minneapolis (32) 4Q	1-11-58
	67 by New York (41) vs. Detroit (26) 2Q	1-22-58
Most FG made	32 by St. Louis (16) vs. Syracuse (16) 2Q	12-21-57
	28 by Syracuse (17) vs. Detroit (11) 4Q	2-4-58
Most free throws tried	39 by St. Louis (20) vs. New York (19)	10-23-57
	39 by Detroit (24) vs. Boston (15)	12-3-57
Most free throws made	32 by St. Louis (24) vs. Syracuse (8)	12-21-57
	30 by Detroit (16) vs. Boston (14)	12-3-57
Most rebounds	49 by New York (33) vs. Detroit (16) 2Q	1-22-58
Most assists	15 by St. Louis (8) vs. Detroit (7) 4Q	11-27-57
	15 by Cincinnati (10) vs. Detroit (5) 4Q	12-7-57
Most personals committed	23 by St. Louis (12) vs. New York (11) 4Q	10-23-57
	22 by Boston (12) vs. Detroit (10) 4Q	12-3-57

* Overtime game

OLYMPIA STADIUM RECORDS

FOR ONE TEAM

For Full Game

Most points scored	146 by St. Louis vs. Syracuse	12-21-57
	145 by St. Louis vs. Detroit	3-25-58
Most FG tried	131 by New York vs. Detroit	1-22-58
Most FG made	55 by St. Louis vs. Detroit	3-25-58
Most free throws tried	59 by New York vs. St. Louis	10-23-57
	55 by Detroit vs. Boston	12-3-57
Most free throws made	50 by Minneapolis vs. Cincinnati	11-27-57
	43 by Detroit vs. Boston	12-3-58
Most rebounds	95 by Detroit vs. Minneapolis	1-11-58
Most assists	26 by Minneapolis vs. New York	11-21-57
	24 by Detroit vs. Minneapolis	1-11-58
	24 by Detroit vs. Philadelphia	1-27-58
	24 by Detroit vs. Minneapolis	2-15-58
Most personals committed	38 by St. Louis vs. New York	10-23-57
	33 by Detroit vs. Minneapolis	1-11-58

For One Half (Either Half)

Most points scored	83 by Detroit vs. Minneapolis	1-11-58
Most FG tried	77 by New York vs. Detroit	1-22-58
Most FG made	33 by Detroit vs. Minneapolis	1-11-58
Most free throws tried	38 by New York vs. St. Louis	10-23-57
	30 by Detroit vs. St. Louis	11-27-57
Most free throws made	31 by Minneapolis vs. Cincinnati	11-27-57
	25 by Detroit vs. St. Louis	11-27-57
Most rebounds	60 by New York vs. Detroit	1-22-58
Most assists	19 by Detroit vs. Minneapolis	1-11-58
Most personals committed	25 by St. Louis vs. New York	10-23-57
	24 by Boston vs. Detroit	12-3-57

For One Quarter (Any Quarter)

Most points scored	47 by Detroit vs. Minneapolis	1-11-58
Most FG tried	41 by New York vs. Detroit (2Q)	1-22-58
Most FG made	19 by Detroit vs. Minneapolis	1-11-58
Most free throws tried	29 by St. Louis vs. Syracuse	12-21-57
	25 by Detroit vs. Minneapolis	12-25-57
Most free throws made	24 by St. Louis vs. Syracuse	12-21-57
	17 by Minneapolis vs. Detroit	12-25-57
Most rebounds	33 by New York vs. Detroit (2Q)	1-22-58
Most assists	10 by Cincinnati vs. Detroit (4Q)	12-7-57
	10 by Detroit vs. Minneapolis (3Q)	1-11-58
Most personals committed	13 by St. Louis vs. New York (3Q)	10-23-57
	13 by Minneapolis vs. Detroit (3Q)	12-25-57

OLYMPIA STADIUM RECORDS

FOR PLAYER

For Full Game

Most points scored	52 by G. Yardley, Det vs. Syracuse	2-4-58
Most FG tried	32 by Sharman, Boston vs. Detroit	12-3-57
	32 by Al Bianchi, Syracuse vs. Detroit	2-18-58
Most FG made	18 by Bob Pettit, St. Louis vs. Syracuse	12-21-57
	18 by G. Yardley, Detroit vs. Syracuse	2-4-58
Most successive FG made	12 by G. Yardley, Detroit vs. Syracuse	2-18-58
Most free throws tried	21 by Frank Ramsey, Boston vs. Detroit	12-3-57
Most free throws made	19 by Frank Ramsey, Boston vs. Detroit	12-3-57
Most consecutive free throws	16 by G. Yardley, Detroit vs. Syracuse	2-4-58
Most rebounds	26 by Bill Russell, Boston vs. Detroit	10-23-57
Most assists	18 by Dick McGuire, Detroit vs. Minneapolis	2-15-58
Most personals called	6 by Several Players	

For One Half (Either Half)

Most points scored	34 by G. Yardley, Detroit vs. Syracuse	2-18-58
Most FG tried	19 by G. Yardley, Detroit vs. Philadelphia	10-26-57
Most FG made	13 by G. Yardley, Detroit vs. Syracuse	2-18-58
Most free throws tried	17 by G. Yardley, Detroit vs. Minneapolis	12-25-57
Most free throws made	*13 by Bob Pettit, St. Louis vs. Minneapolis	1-17-58
	12 by G. Yardley, Detroit vs. Minneapolis	12-25-57
Most rebounds	18 by B. Russell, Boston vs. Minneapolis	11-12-57
	15 by H. Gallatin, Detroit vs. Syracuse	1-8-58
Most assists	10 by Dick McGuire, Detroit vs. Philadelphia	1-27-58
	10 by Dick McGuire, Detroit vs. Minneapolis	2-15-58
Most personals called	6 by Guy Sparrow, New York vs. St. Louis	10-23-57

For One Quarter (Any Quarter)

Most points scored	23 by G. Yardley, Detroit vs. Syracuse	2-18-58
Most FG tried	13 by G. Yardley, Detroit vs. Boston	12-3-57
Most FG scored	9 by G. Yardley, Detroit vs. Syracuse	2-18-58
Most free throws tried	15 by G. Yardley, Detroit vs. Minneapolis	12-25-57
Most free throws made	11 by Dick Schnittker, Minneapolis vs. Cincinnati	11-27-57
	11 by Frank Ramsey, Boston vs. Detroit	12-3-57
	11 by Harry Gallatin, Detroit vs. Syracuse	1-8-58
Most rebounds	11 by Larry Foust, Minneapolis vs. New York	1-27-58
Most assists	9 by Dick McGuire, Detroit vs. Philadelphia	1-27-58
Most personals called	5 by Guy Sparrow, New York vs. Detroit (4Q)	12-15-57

OLYMPIA STADIUM RECORDS — By Category

MOST POINTS SCORED

Player—full game	52 by George Yardley, Detroit vs. Syracuse	2-4-58
Player—one half	34 by George Yardley, Detroit vs. Syracuse	2-18-58
Player—one quarter	23 by George Yardley, Detroit vs. Syracuse	2-18-58
One team—full game	146 by St. Louis vs. Syracuse	12-21-57
Detroit game	145 by St. Louis vs. Detroit	3-25-58
One Team—one-half	83 by Detroit vs. Minneapolis	1-11-58
One team—one quarter	47 by Detroit vs. Minneapolis	1-11-58
Two teams—full game	282 by St. Louis (146) vs. Syracuse (136)	12-21-57
Detroit game	246 by St. Louis (145) vs. Detroit (101)	3-25-58
Two teams—one half	145 by St. Louis (73) vs. Syracuse (72)	12-21-57
Detroit game	142 by Detroit (83) vs. Minneapolis (59)	1-11-58
Two teams—one quarter	77 by St. Louis (40) vs. Syracuse (37)	12-21-57
Detroit games	71 by Detroit (47) vs. Minneapolis (24) 3Q	1-11-58
	71 by Detroit (36) vs. Minneapolis (35) 4Q	1-11-58

MOST FIELD GOALS TRIED

Player—full game	32 by Bill Sharma, Boston vs. Detroit	12-3-57
	32 by Al Bianchi, Syracuse vs. Detroit	2-18-58
Player—one half	1 ^a by George Yardley, Detroit vs. Phila.	10-26-57
Player—one quarter	1 by George Yardley, Detroit vs. Boston	12-3-57
One team—full game	131 by New York vs. Detroit	1-22-58
One team—one half	77 by New York vs. Detroit	1-22-58
One team—one quarter	41 by New York vs. Detroit 2Q	1-22-58
Two teams—full game	236 by New York (131) vs. Detroit (105)	1-22-58
Two teams—one half	133 by New York (77) vs. Detroit (56)	1-22-58
Two teams—one quarter	67 by Detroit (35) vs. Minneapolis (32) 4Q	1-11-58
	67 by New York (41) vs. Detroit (26) 2Q	1-22-58

MOST FIELD GOALS MADE

Player—full game	18 by Bob Pettit, St. Louis vs. Syracuse	12-21-57
	18 by George Yardley, Detroit vs. Syracuse	2-4-58
Player—one half	13 by George Yardley, Detroit vs. Syracuse	2-18-58
Player—one quarter	9 by George Yardley, Detroit vs. Syracuse	2-18-58
One team—full game	55 by St. Louis vs. Detroit	3-25-58
One team—one half	33 by Detroit vs. Minneapolis	1-11-58
One team—one quarter	19 by Detroit vs. Minneapolis	1-11-58
Two teams—full game	103 by Syracuse (53) vs. St. Louis (50)	12-21-57
Detroit games	88 by Syracuse (46) vs. Detroit (42)	2-4-58
	88 by Detroit (48) vs. Syracuse (40)	2-18-58
Two teams—one half	57 by Syracuse (29) vs. St. Louis (28)	12-21-57
Detroit game	51 by Detroit (33) vs. Minneapolis (18)	1-11-58
Two teams—one quarter	32 by St. Louis (16) vs. Syracuse (16) 2Q	12-21-57
Detroit game	28 by Syracuse (17) vs. Detroit (11) 4Q	2-4-58
Most successive field goals made	12 by George Yardley, Detroit vs. Syracuse	2-18-58

MOST FREE THROWS TRIED

Player—full game	21 by Frank Ramsey, Boston vs. Detroit	12-3-58
Player—one half	17 by George Yardley, Detroit vs. Minnea.	12-25-58
Player—one quarter	15 by George Yardley, Detroit vs. Minnea.	12-25-58
One team—full game	59 by New York vs. St. Louis	10-23-57
Detroit game	55 by Detroit vs. Boston	12-3-57
One team—one half	38 by New York vs. St. Louis	10-23-57
Detroit game	30 by Detroit vs. St. Louis	11-27-57
One team—one quarter	29 by St. Louis vs. Syracuse	12-21-57
Detroit game	25 by Detroit vs. Minneapolis	12-25-57
Two teams—full game	109 by New York (59) vs. St. Louis (50)	10-23-57
	109 by Minneapolis (55) vs. Detroit (54)	11-27-57
Two teams—one half	66 by New York (38) vs. St. Louis (28)	10-23-57
Detroit game	54 by St. Louis (27) vs. Detroit (27)	3-25-58
Two teams—one quarter	39 by St. Louis (20) vs. New York (19)	10-23-57
	39 by Detroit (24) vs. Boston (15)	12-3-57

OLYMPIA STADIUM RECORDS — By Category

MOST FREE THROWS MADE

Player—full game	19 by Frank Ramsey, Boston vs. Detroit	12-3-57
Player—one half	*13 by Bob Pettit, St. Louis vs. Minneapolis	1-17-58
Detroit game	12 by George Yardley, Detroit vs. Minnea.	12-25-57
Player—one quarter	11 by Dick Schnittker, Minneapolis vs. Cinn.	11-27-57
	11 by Frank Ramsey, Boston vs. Detroit	12-3-57
One team—full game	50 by Minneapolis vs. Cincinnati	11-27-57
Detroit game	43 by Detroit vs. Boston	12-3-57
One team—one half	31 by Minneapolis vs. Cincinnati	11-27-57
Detroit game	25 by Detroit vs. St. Louis	11-27-57
One team—one quarter	24 by St. Louis vs. Syracuse	12-21-57
Detroit game	17 by Minneapolis vs. Detroit	12-25-57
Two teams—full game	81 by Minneapolis (50) vs. Cincinnati (31)	11-27-57
Detroit game	79 by Detroit (43) vs. Boston (36)	12-3-57
Two teams—one half	46 by Minneapolis (31) vs. Cincinnati (15)	11-27-57
Detroit game	42 by St. Louis (22) vs. Detroit (20)	3-25-57
Two teams—one quarter	32 by St. Louis (24) vs. Syracuse (8)	12-21-57
Detroit game	30 by Detroit (16) vs. Boston (14)	12-3-57
Most consecutive free throws made	16 by George Yardley, Detroit vs. Syracuse	2-4-58

MOST REBOUNDS

Player—full game	26 by Bill Russell, Boston vs. Detroit	10-23-57
Player—one half	18 by Bill Russell, Boston vs. Minneapolis	11-12-57
Detroit game	15 by Harry Gallatin, Detroit vs. Syracuse	1-8-58
Player—one quarter	11 by Harry Gallatin, Detroit vs. Syracuse	1-8-58
	11 by Larry Foust, Minneapolis vs. New York	1-27-58
One team—full game	95 by Detroit vs. Minneapolis	1-11-58
One team—one half	60 by New York vs. Detroit	1-22-58
One team—one quarter	33 by New York vs. Detroit (2Q)	1-22-58
Two teams—full game	167 by Detroit (95) vs. Minneapolis (72)	1-11-58
Two teams—one half	95 by New York (60) vs. Detroit (35)	1-22-58
Two teams—one quarter	49 by New York (37) vs. Detroit (16) 2Q	1-22-58

MOST ASSISTS

Player—full game	18 by Dick McGuire, Detroit vs. Minneapolis	2-15-58
Player—one half	10 by Dick McGuire, Detroit vs. Philadelphia	1-27-58
	10 by Dick McGuire, Detroit vs. Minneapolis	2-15-58
Player—one quarter	9 by Dick McGuire, Detroit vs. Philadelphia	1-27-58
One team—full game	26 by Minneapolis vs. New York	11-21-57
Detroit games	24 by Detroit vs. Minneapolis	1-11-58
	24 by Detroit vs. Philadelphia	1-27-58
	24 by Detroit vs. Minneapolis	2-15-58
One team—one half	19 by Detroit vs. Minneapolis	1-11-58
One team—one quarter	10 by Cincinnati vs. Detroit (4Q)	12-7-57
	10 by Detroit vs. Minneapolis (3Q)	1-11-58
Two teams—full game	41 by St. Louis (21) vs. Minneapolis (20)	12-3-57
Detroit game	41 by St. Louis (23) vs. Detroit (18)	2-12-58
Two teams—one half	25 by Detroit (19) vs. Minneapolis (6)	1-11-58
Two teams—one quarter	15 by St. Louis (8) vs. Detroit (7) 4Q	11-27-57
	15 by Cincinnati (10) vs. Detroit (5) 4Q	12-7-57

MOST PERSONALS CALLED

Player—full game	6 by several players	
Player—one half	6 by Guy Sparrow, New York vs. St. Louis	10-23-57
Player—one quarter	5 by Guy Sparrow, New York vs. Detroit	12-15-57
One team—full game	38 by St. Louis vs. New York	10-23-57
Detroit game	33 by Detroit vs. Minneapolis	1-11-58
One team—one half	25 by St. Louis vs. New York	10-23-57
Detroit game	24 by Boston vs. Detroit	12-3-57
One team—one quarter	13 by St. Louis vs. New York (3Q)	10-23-57
Detroit game	13 by Minneapolis vs. Detroit (3Q)	12-25-57
Two teams—full game	70 by St. Louis (38) vs. New York (32)	10-23-57
Detroit game	63 by Detroit (32) vs. Boston (31)	12-3-57
	63 by Detroit (33) vs. Minneapolis (30)	1-11-58
Two teams—one half	43 by Boston (24) vs. Detroit (19)	12-3-57
Two teams—one quarter	23 by St. Louis (12) vs. New York (11) 4Q	10-23-57
Detroit game	22 by Boston (12) vs. Detroit (10) 4Q	12-3-57

* Overtime game

DETROIT VS. BOSTON

Individual Scoring

	GP	MINS	FGA	FGM	FG%	FTA	FTM	RB	A	PF	D	TP	AVG.
Dick Atha	4	37	12	8	.667	3	2	7	4	7	0	18	4.5
Doug Bolstorff	1	5	2	1	.500	0	0	0	0	0	0	2	2.0
Nat Clifton	9	189	79	22	.278	19	14	48	11	31	1	58	6.4
Walt Dukes	9	251	127	36	.283	41	26	122	7	43	5	98	10.9
Bill Ebben	1	5	2	0	.000	2	2	0	1	1	0	2	2.0
Harry Gallatin	9	239	97	30	.309	69	60	88	4	14	0	120	13.3
Joe Holup	5	136	49	20	.408	15	13	44	11	21	1	53	10.6
Bob Houbregs	3	40	22	7	.318	7	6	5	0	7	0	20	6.7
Phil Jordan	4	39	26	9	.346	2	2	12	1	1	0	20	5.0
Bill Kenville	4	71	33	7	.212	6	3	11	7	7	0	17	4.2
Tom Marshall						DID	NOT	PLAY					
Dick McGuire	8	230	57	18	.316	10	7	36	46	17	0	43	5.4
Chuck Noble	8	173	85	30	.353	16	14	21	10	18	0	73	9.2
Gene Shue	8	339	138	46	.333	62	57	45	22	21	1	149	18.6
Bill Thieben	4	46	26	8	.308	7	3	9	1	7	0	19	4.7
George Yardley	9	360	211	79	.374	111	92	110	16	33	1	250	27.8
								110					
Team	9	2160	966	321	.332	370	301	668	141	228	9	943	104.8

GAME - BY - GAME

DETROIT PLAYER—GP	Oct. 23 Detroit	Nov. 5 St. Louis	Nov. 21 Detroit	Dec. 3 Detroit	Jan. 15 Boston	Feb. 2 Boston	Feb. 14 Boston	Feb. 26 Detroit	Mar. 8 Boston	Total	Average
Atha (4)	6	4	0	8	—	—	—	—	—	18	4.5
Bolstorff (1)	X	2	—	—	—	—	—	—	—	2	2.0
Clifton (9)	5	13	0	10	1	0	12	11	6	58	6.4
Dukes (9)	19	10	8	4	6	17	14	1	19	98	10.9
Ebben (1)	—	—	—	2	—	—	—	—	—	2	2.0
Gallatin (9)	7	25	16	25	15	12	11	3	6	120	13.3
Holup (5)	—	—	—	—	16	4	8	8	17	53	10.6
Houbregs (3)	3	1	16	—	—	—	—	—	—	20	6.7
Jordan (4)	—	—	—	—	0	4	X	14	2	20	5.0
Kenville (4)	—	—	—	—	7	6	0	X	4	17	4.2
Marshall (0)	—	—	—	—	—	—	—	—	—	—	—
McGuire (8)	3	X	6	6	2	2	13	7	4	43	5.4
Noble (8)	11	8	16	13	0	14	X	6	6	74	9.2
Shue (8)	16	16	6	X	15	25	24	30	17	149	18.6
Thieben (4)	4	4	0	11	—	—	—	—	—	19	4.7
Yardley (9)	20	22	22	34	51	31	29	19	22	250	27.8
Total	94	105	90	113	113	115	111	99	103	943	104.8

BOSTON PLAYER—GP	8	3	X	2	8	20	32	18	28	Total	Average
Cousy (8)	8	3	X	2	8	20	32	18	28	119	14.9
Heinsohn (9)	14	19	21	22	26	5	28	15	17	167	18.6
Jones (7)	2	X	11	0	2	2	X	12	1	30	4.3
Luscutoff (1)	6	X	X	X	X	X	X	X	X	6	6.0
Nichols (9)	6	4	10	13	10	4	2	6	8	63	7.0
Phillip (8)	X	6	7	0	7	0	1	2	2	25	3.1
Ramsey (9)	15	21	5	35	23	32	10	5	20	166	18.4
Risen (7)	2	8	7	X	11	12	13	X	7	60	8.6
Russell (9)	15	14	15	15	2	16	17	19	3	116	12.9
Sharman (8)	24	28	26	32	26	22	X	18	22	198	24.7
Tsiropoulos (9)	13	8	10	5	16	6	6	11	0	75	8.3
Total	105	111	112	124	131	119	109	106	108	1025	113.9

X Denotes player was member of the squad but did not play.

DETROIT vs. CINCINNATI

	GP	MINS	FGA	FGM	FG%	FTA	FTM	RB	A	PF	D	TP	AVG.
Atha	6	57	19	5	.263	6	5	5	6	4	0	15	2.5
Bolstorff						DID NOT PLAY							
Clifton	11	227	110	39	.355	14	9	69	9	31	0	87	7.9
Dukes	12	374	129	42	.326	53	39	175	5	51	1	123	10.2
Ebben	2	10	5	1	.200	0	0	2	0	0	0	2	1.0
Gallatin	12	362	161	63	.391	89	71	144	25	33	0	197	16.4
Holup	5	125	61	22	.361	10	7	44	3	14	0	51	10.2
Houbregs	4	51	17	2	.118	9	5	6	5	3	0	9	2.2
Jordan	6	79	44	13	.295	5	3	27	3	9	0	29	4.8
Kenville	5	81	31	10	.323	14	8	13	9	10	0	28	5.6
Marshall	2	10	2	0	.000	3	3	1	1	0	0	3	1.3
McGuire	11	433	76	37	.487	45	34	46	63	32	0	108	9.8
Noble	11	293	122	35	.287	13	10	27	28	28	0	80	7.3
Shue	7	274	114	48	.421	39	32	36	15	15	0	128	18.3
Thieben	6	63	39	12	.308	11	8	24	1	13	0	32	5.3
Yardley	12	466	242	101	.417	145	113	129	4	38	1	315	26.2
Team								130					
Totals	12	2905	1172	430	.367	456	347	889	177	281	2	1207	100.6

GAME - BY - GAME

DETROIT Player—GP	Nov. 3 Cincinnati	Nov. 19 St. Louis	Nov. 29 Cincinnati	Nov. 30 Detroit	Dec. 5 Phila.	Dec. 7 Detroit	Dec. 21 Detroit	Dec. 31 Cincinnati	Jan. 7 New York	Jan. 17 Detroit	Jan. 26 Cincinnati	Feb. 21 Cincinnati	Total	Average
Atha (6)	0	0	0	4	5	6	—	—	—	—	—	—	15	2.5
Bolstorff (0)	—	—	—	—	—	—	—	—	—	—	—	—	—	—
Clifton (11)	17	12	12	4	14	6	3	10	2	7	0	X	87	7.9
Dukes (12)	9	9	15	7	19	13	4	11	17	10	9	9	123	10.2
Ebben (2)	—	—	0	X	—	—	—	—	—	—	—	—	2	1.0
Gallatin (12)	14	7	23	27	25	17	26	5	10	15	18	10	197	16.4
Holup (5)	—	—	—	—	—	—	—	4	16	5	6	20	51	10.2
Houbregs (4)	4	2	3	0	X	X	—	—	—	—	—	—	9	2.2
Jordan (6)	—	—	—	—	—	—	2	0	13	2	10	2	29	4.8
Kenville (5)	—	—	—	—	—	—	X	8	3	5	8	4	28	5.6
Marshall (2)	—	—	—	—	—	—	0	X	X	3	—	—	3	1.3
McGuire (11)	12	8	10	3	8	18	17	X	7	13	5	7	108	9.8
Noble (11)	6	0	7	15	0	13	5	16	4	X	14	0	80	7.3
Shue (7)	9	14	X	X	X	X	20	20	16	24	X	25	128	18.3
Thieben (5)	0	6	X	8	3	11	4	—	—	—	—	—	32	5.3
Yardley (12)	23	17	26	32	32	25	31	22	11	31	33	32	315	26.2
Total	94	75	96	100	99	109	112	96	99	115	103	109	1205	100.4

CINCINNATI

Player—GP	Nov. 3 Cincinnati	Nov. 19 St. Louis	Nov. 29 Cincinnati	Nov. 30 Detroit	Dec. 5 Phila.	Dec. 7 Detroit	Dec. 21 Detroit	Dec. 31 Cincinnati	Jan. 7 New York	Jan. 17 Detroit	Jan. 26 Cincinnati	Feb. 21 Cincinnati	Total	Average
Duckett (10)	14	0	7	4	0	12	1	16	4	5	X	—	63	6.3
King (11)	X	12	12	12	5	2	12	2	8	9	15	12	101	9.2
Lovellette (12)	9	25	19	30	14	31	28	26	18	23	25	17	265	22.1
Marshall (6)	12	2	8	2	0	—	—	—	—	—	—	0	24	4.0
Meineke (11)	X	7	9	0	2	0	9	13	11	4	6	3	64	5.8
Paulson (1)	0	X	—	—	—	—	—	—	—	—	—	—	0	0.0
Paxson (11)	6	10	X	12	13	9	15	10	18	9	17	12	131	11.9
Piontek (12)	2	0	7	5	9	4	4	5	2	14	4	6	62	5.2
Regan (12)	15	6	4	3	8	8	7	15	3	5	4	12	90	7.5
Ricketts (12)	4	20	9	4	16	2	5	5	6	4	2	0	77	6.4
Stokes (11)	15	8	20	13	22	24	X	8	18	7	16	21	172	15.6
Twyman (12)	11	2	4	11	20	13	20	30	26	14	18	24	193	16.1
Total	88	92	99	96	109	105	101	130	114	94	107	107	1242	103.5

X Denotes player was member of the squad but did not play.

DETROIT vs. MINNEAPOLIS

	GP	MINS	FGA	FGM	FG%	FTA	FTM	RB	A	PF	D	TP	AVG.
Atha	3	20	2	0	.000	1	1	6	2	4	0	1	0.3
Bolstorff	1	9	2	1	.500	0	0	0	0	1	0	2	2.0
Clifton	10	204	78	30	.385	28	13	67	21	24	0	73	7.3
Dukes	12	397	130	50	.305	62	40	158	9	51	3	140	11.7
Ebben	1	3	1	1	1.000	0	0	0	0	0	0	2	2.0
Gallatin	12	287	126	49	.389	67	51	99	13	42	2	149	12.4
Holup	6	50	21	9	.429	8	6	13	1	10	0	24	4.0
Houbregs	3	73	33	13	.394	13	10	21	9	11	0	36	12.0
Jordan	9	254	138	53	.384	37	26	77	11	33	0	132	14.7
Kenville	5	95	37	19	.514	20	10	10	6	13	0	48	9.6
Marshall	1	5	0	0	.000	1	1	0	0	1	0	1	1.0
McGuire	12	411	113	46	.407	41	23	45	95	25	0	115	9.6
Noble	11	200	99	33	.333	15	13	20	30	36	0	79	7.2
Shue	12	424	167	62	.371	66	54	45	40	32	0	178	14.8
Thieben	3	22	14	4	.286	2	1	10	1	7	0	9	3.0
Yardley	12	476	284	137	.482	142	119	144	21	44	1	393	32.7
Team								175					
Totals	12	2930	1245	507	.408	503	368	890	259	334	6	1382	115.2

GAME - BY - GAME

DETROIT Player—GP	Oct. 30 Mpls.	Nov. 15 Detroit	Nov. 26 New York	Dec. 25 Detroit	Jan. 10 Phila.	Jan. 11 Detroit	Jan. 18 Mpls.	Jan. 23 St. Paul	Feb. 15 Detroit	Feb. 19 Mpls.	Feb. 27 Phila.*	Mar. 6 Mpls.	Total	Average
Atha (3)	1	0	0	—	—	—	—	—	—	—	—	—	1	0.3
Bolstorff (1)	2	—	—	—	—	—	—	—	—	—	—	—	2	2.0
Clifton (10)	8	13	4	11	10	13	5	7	2	X	X	0	73	7.3
Dukes (12)	14	4	7	9	14	9	5	14	18	22	8	16	140	11.7
Ebben (1)	—	—	2	—	—	—	—	—	—	—	—	—	2	2.0
Gallatin (12)	12	13	12	13	18	15	17	10	7	10	12	10	149	12.4
Holup (6)	—	—	—	—	3	19	2	0	X	0	X	0	24	4.0
Houbregs (3)	16	13	7	—	—	—	—	—	—	—	—	—	36	12.0
Jordan (9)	—	—	—	14	4	9	24	20	29	9	14	9	132	14.7
Kenville (5)	—	—	—	—	2	20	2	15	X	9	X	X	48	9.6
Marshall (1)	—	—	—	1	X	—	—	—	—	—	—	—	1	1.0
McGuire (12)	16	9	11	3	3	3	12	9	14	7	16	12	115	9.6
Noble (11)	6	2	4	14	18	6	X	6	0	8	8	7	79	7.2
Shue (12)	9	19	25	10	19	12	20	0	13	9	13	29	178	14.8
Thieben (3)	3	X	6	0	—	—	—	—	—	—	—	—	9	3.0
Yardley (12)	28	31	31	29	23	23	24	44	27	43	41	49	393	32.7
Total	115	104	109	104	114	129	111	125	110	117	112	132	1382	115.2

MINNEAPOLIS Player—GP	1	2	3	4	5	6	7	8	9	10	11	12	13	14	15	16	17	18	19	20	21	22	23	24	25	26	27	28	29	30	Total	Average
Brown (1)	1	—	—	—	—	—	—	—	—	—	—	—	—	—	—	—	—	—	—	—	—	—	—	—	—	—	—	—	—	—	1	1.0
Burrow (3)	4	2	0	—	—	—	—	—	—	—	—	—	—	—	—	—	—	—	—	—	—	—	—	—	—	—	—	—	—	—	6	2.0
Devlin (12)	4	12	7	4	11	18	3	4	0	0	4	4	71	5.9																		
Erias (4)	—	—	—	—	—	—	—	—	—	17	17	7	4	45	11.2																	
Fleming (12)	12	2	2	17	5	6	2	3	16	11	19	12	107	8.9																		
Foust (12)	9	11	16	24	23	20	21	20	16	13	18	20	211	17.6																		
Garmaker (11)	10	X	18	11	23	13	24	25	12	18	17	13	184	16.7																		
Hundley (11)	8	15	0	2	4	13	22	16	X	2	13	2	97	8.8																		
Ingram (6)	—	—	—	—	—	0	1	2	8	2	X	7	20	3.3																		
Krebs (12)	10	3	5	6	15	15	8	4	13	11	10	16	116	9.7																		
Leonard (12)	11	20	7	16	14	2	11	3	17	13	4	11	129	10.7																		
Mikkelsen (12)	10	17	20	13	11	7	9	15	12	28	17	18	177	14.7																		
Schnittker (8)	17	22	16	6	14	6	2	12	X	X	X	X	95	11.9																		
Selvy (4)	—	—	—	—	—	—	—	—	—	0	0	9	9	2.3																		
Spoclastra (7)	X	8	0	7	4	2	15	24	—	—	—	—	60	8.6																		
Total	96	112	91	106	124	102	118	128	111	115	109	116	1328	110.6																		

X Denotes player was member of the squad but did not play.

* Game played at Philadelphia Arena.

DETROIT vs. NEW YORK

	GP	MINS	FGA	FGM	FG%	FTA	FTM	RB	A	PF	D	TP	AVG.
Atha	2	11	2	1	.500	0	0	4	4	2	0	2	1.0
Clifton	9	212	98	44	.449	26	15	58	12	24	0	103	11.4
Dukes	9	259	77	21	.273	52	34	123	13	33	0	76	8.4
Ebben	1	5	1	0	.000	0	0	0	0	0	0	0	0.0
Gallatin	9	274	131	57	.435	58	46	97	16	32	1	160	17.8
Holup	3	38	9	2	.222	7	5	12	2	5	0	9	3.0
Houbregs	3	43	20	7	.350	5	3	7	2	5	0	17	5.7
Jordon	6	66	30	14	.467	5	4	22	0	5	0	32	5.3
Kenville	3	43	22	10	.455	2	2	6	1	0	0	22	7.3
Marshall	3	16	6	3	.500	0	0	4	1	2	0	6	2.0
McGuire	9	275	71	25	.352	25	18	36	60	28	0	68	7.6
Noble	8	195	77	29	.377	7	4	23	30	27	0	62	7.8
Shue	8	317	136	53	.390	32	24	37	25	25	0	130	16.2
Thieben	5	37	14	4	.286	0	0	3	1	3	0	8	1.6
Yardley	9	369	213	93	.437	94	80	94	13	30	0	266	29.6
Team								71					
Totals	9	2160	907	363	.400	313	235	597	180	221	1	961	106.8

GAME - BY - GAME

DETROIT Player—GP	Nov. 12 Detroit	Nov. 16 New York	Dec. 1 New York	Dec. 15 Detroit	Dec. 27 New York	Jan. 22 Detroit	Jan. 31. Boston	Feb. 9 Detroit	Mar. 1 New York*	Total	Average
Atha (2)	0	2	—	—	—	—	—	—	—	2	1.0
Bolstorff (0)	—	—	—	—	—	—	—	—	—	—	—
Clifton (9)	23	14	11	9	27	10	9	4	5	103	11.4
Dukes (9)	3	0	13	12	9	9	17	9	10	76	8.4
Ebben (1)	—	—	0	X	—	—	—	—	—	0	0.0
Gallatin (9)	12	15	20	12	25	16	29	16	15	160	17.8
Holup (3)	—	—	—	—	—	2	X	7	0	9	3.0
Houbregs (3)	7	10	0	—	—	—	—	—	—	17	5.7
Jordon (6)	—	—	—	8	6	12	0	4	2	32	5.3
Kenville (3)	—	—	—	—	—	15	0	7	X	22	7.3
Marshall (3)	—	—	—	4	0	2	—	—	—	6	2.0
McGuire (9)	9	8	9	13	10	1	8	10	0	68	7.6
Noble (8)	5	5	8	6	4	X	6	14	14	62	7.7
Shue (8)	16	22	X	16	10	11	23	11	21	130	16.2
Thieben (5)	2	0	0	2	4	—	—	—	—	8	1.6
Yardley (9)	32	35	39	27	31	14	36	16	36	266	29.6
Total	109	109	102	109	120	92	119	98	103	961	106.8
NEW YORK											
Player—GP											
Braun (9)	19	18	15	24	28	10	26	20	9	169	18.8
Felix (9)	9	10	19	8	9	12	10	4	19	100	11.1
Friend (5)	0	2	X	X	X	0	4	X	14	20	4.0
Guerin (7)	X	X	13	13	23	12	15	11	13	100	14.3
Hutchins (4)	16	3	2	X	5	X	X	X	X	26	6.5
Jordon (1)	X	8	—	—	—	—	—	—	—	8	8.0
McCann (2)	X	X	X	X	X	0	0	X	X	0	0.0
Naulis (9)	24	21	25	21	14	16	26	18	17	182	20.2
Sears (9)	10	21	9	21	23	16	0	19	19	138	15.3
Sobie (8)	20	14	8	12	11	16	1	9	X	91	11.4
Sparrow (9)	2	8	13	14	12	16	7	5	7	84	9.3
Spaelstra (2)	—	—	—	—	—	—	—	1	1	2	1.0
Tyra (8)	7	0	5	3	X	17	16	13	2	63	7.9
Total	107	105	109	116	125	115	105	100	101	983	109.2

X Denotes player was member of the squad but did not play.

* Game played at 69th Armory.

DETROIT vs. PHILADELPHIA

	GP	MINS	FGA	FGM	FG%	FTA	FTM	RB	A	PF	D	TP	AVG.
Atha	2	25	11	3	.273	1	1	2	3	6	0	7	3.5
Bolstorff	1	7	1	0	.000	0	0	0	0	0	0	0	0.0
Clifton	9	181	70	26	.371	14	11	50	7	22	0	63	7.0
Dukes	9	291	101	36	.356	46	33	144	8	40	2	105	11.7
Ebben	1	6	5	1	.200	0	0	0	1	0	0	2	2.0
Gallatin	9	254	106	43	.406	68	51	99	7	29	1	137	15.2
Holup	5	58	20	5	.250	9	7	24	3	7	0	17	3.4
Houbregs	2	39	17	5	.294	4	2	12	1	5	0	12	6.0
Jordan	6	78	40	19	.475	9	4	26	3	8	0	42	7.0
Kenville	5	75	41	18	.439	2	1	14	7	4	0	37	5.4
Marshall	1	5	2	0	.000	0	0	0	0	1	0	0	0.0
McGuire	9	303	64	23	.359	33	21	42	66	29	0	67	7.4
Noble	7	150	57	21	.368	10	5	16	15	16	0	47	6.7
Shue	9	295	108	41	.380	42	36	56	21	20	0	118	13.1
Thieben	4	21	12	5	.417	1	1	4	1	3	0	11	2.7
Yardley	9	372	196	76	.388	88	69	85	15	22	0	221	24.6
Team								91					
Totals	9	2160	851	322	.378	327	242	665	158	212	3	886	98.4

GAME - BY - GAME

DETROIT Player—GP	Oct. 26 Detroit	Nov. 17 Phila.	Dec. 10 Detroit	Dec. 12 Phila.	Jan. 4 Detroit	Jan. 16 Phila.*	Jan. 27 Detroit	Feb. 1 New York	Feb. 11 Phila.	Total	Average
Atha (2)	7	0	X	—	—	—	—	—	—	7	3.5
Bolstorff (1)	0	—	—	—	—	—	—	—	—	0	0.0
Clifton (9)	5	1	8	1	10	18	19	5	6	63	7.0
Dukes (9)	10	7	18	7	12	6	17	18	10	105	11.7
Ebben (1)	—	—	2	—	—	—	—	—	—	2	2.0
Gallatin (9)	10	19	21	18	15	20	14	11	9	137	15.2
Holup (5)	—	—	—	—	2	8	2	5	0	17	3.4
Houbregs (2)	2	10	—	—	—	—	—	—	—	12	6.0
Jordan (6)	—	—	5	12	0	X	2	11	12	42	7.0
Kenville (5)	—	—	—	4	10	6	9	8	—	37	5.4
Marshall (1)	—	—	—	0	—	—	—	—	—	0	0.0
McGuire (9)	2	8	4	10	13	10	11	4	5	67	7.4
Noble (7)	1	13	4	7	2	X	X	8	12	47	6.7
Shue (9)	20	11	5	9	17	16	25	6	9	118	13.1
Thieben (4)	2	0	0	9	—	—	—	—	—	11	2.7
Yardley (9)	41	26	30	28	16	25	19	9	27	221	24.6
Total	100	95	97	101	81	113	115	86	98	886	98.4

PHILADELPHIA Player—GP	Arizin (9)	Beck (9)	Davis (5)	Dempsey (8)	Dunn (4)	George (9)	Gola (7)	Graboski (9)	Johnston (9)	Rosenbluth (6)	Sauldsberry (9)	Total	Average
Arizin (9)	23	X	17	24	2	24	17	19	25	—	—	151	18.9
Beck (9)	14	22	14	4	11	10	4	13	4	—	—	96	10.7
Davis (5)	2	4	4	0	7	X	—	—	—	—	—	17	3.4
Dempsey (8)	5	4	6	6	X	12	6	6	2	—	—	47	5.9
Dunn (4)	—	—	—	—	4	X	2	4	0	—	—	10	2.5
George (9)	15	5	0	5	0	3	8	17	9	—	—	62	6.9
Gola (7)	—	—	19	16	18	12	18	5	13	—	—	101	14.4
Graboski (9)	12	19	6	8	8	6	13	10	14	—	—	96	10.7
Johnston (9)	25	21	16	14	13	19	9	20	24	—	—	161	17.9
Rosenbluth (6)	X	3	X	X	4	1	6	4	10	—	—	28	4.7
Sauldsberry (9)	16	13	18	19	11	21	10	8	14	—	—	130	14.4
Total	112	91	100	96	78	108	93	106	115	899	99.9		

X Denotes player was member of the squad but did not play.

* Game played at Philadelphia Arena.

DETROIT vs. ST. LOUIS

	GP	MINS	FGA	FGM	FG%	FTA	FTM	RB	A	PF	D	TP	AVG.
Atha	—	—	—	—	—	—	—	—	—	—	—	—	—
Bolstorff	—	—	—	—	—	—	—	—	—	—	—	—	—
Clifton	12	269	116	39	.336	33	24	78	10	45	1	102	8.5
Dukes	12	369	133	55	.414	71	44	142	6	57	4	154	12.8
Ebben	1	5	6	1	.167	0	0	4	1	1	0	2	2.0
Gallatin	12	361	174	61	.351	98	78	138	13	46	1	200	16.7
Holup	6	67	26	6	.231	4	4	21	0	15	1	16	2.7
Houbregs	2	56	28	15	.536	5	4	14	2	5	0	34	17.0
Jordan	8	128	69	25	.362	16	13	49	6	12	0	63	7.9
Kenville	8	183	77	29	.377	20	16	31	17	20	0	74	9.3
Marshall	1	11	4	0	.000	0	0	0	1	2	0	0	0.0
McGuire	12	384	100	32	.320	43	25	54	81	26	0	89	7.4
Noble	10	186	90	27	.300	9	7	19	26	24	0	61	6.1
Shue	11	400	165	62	.315	44	37	66	34	21	0	161	14.6
Thieben	3	22	10	1	.100	3	2	9	2	6	0	4	1.3
Yardley	12	461	275	105	.382	134	102	113	13	41	0	312	26.0
Team	—	—	—	—	—	—	—	148	—	—	—	—	—
Totals	12	2905	1273	458	.360	480	356	886	212	321	7	1272	106.0

GAME - BY - GAME

DETROIT Player—GP	Nov. 23 St. Louis	Nov. 27 Detroit	Dec. 17 New York	Dec. 26 St. Louis	Jan. 5 St. Louis	Jan. 18 St. Louis	Jan. 25 Detroit	Feb. 7 Phila.	Feb. 12 Detroit	Feb. 16 St. Louis	Feb. 22 Detroit	Feb. 25 New York	Total	Average
Atha (0)	X	X	—	—	—	—	—	—	—	—	—	—	0	0.0
Bolstorff (0)	X	X	—	—	—	—	—	—	—	—	—	—	0	0.0
Clifton (12)	12	7	13	14	11	3	4	5	12	7	5	10	102	8.5
Dukes (12)	9	4	10	4	18	4	20	20	12	19	12	22	154	12.8
Ebben (1)	—	2	X	—	—	—	—	—	—	—	—	—	2	2.0
Gallatin (12)	10	18	17	14	3	27	27	19	11	16	22	16	200	16.7
Holup (6)	—	—	—	—	4	2	X	4	1	4	1	X	16	2.7
Houbregs (2)	24	10	—	—	—	—	—	—	—	—	—	—	34	17.0
Jordan (8)	—	—	3	5	17	X	2	3	15	X	14	4	63	7.9
Kenville (8)	—	—	—	11	11	11	10	16	16	8	2	0	74	9.2
Marshall (1)	—	—	0	X	—	—	—	—	—	—	—	—	0	0.0
McGuire (12)	10	2	14	2	5	5	15	13	6	5	9	3	89	7.4
Noble (10)	6	14	0	8	X	X	6	2	19	0	0	6	61	6.1
Shue (11)	18	21	18	15	13	16	X	6	7	21	17	9	161	14.6
Thieben (3)	0	2	2	—	—	—	—	—	—	—	—	—	4	1.3
Yardley (12)	21	30	22	48	11	36	21	37	6	20	16	44	312	26.0
Total	110	110	99	110	93	103	105	125	105	100	98	114	1272	106.0

ST. LOUIS PLAYER—GP	3	13	7	8	4	10	7	5	9	13	5	12	96	8.0
Coleman (12)	3	13	7	8	4	10	7	5	9	13	5	12	96	8.0
Davis (5)	—	—	—	—	—	—	2	3	7	2	X	0	14	2.8
Hagan (11)	40	17	20	21	12	X	9	19	21	11	32	34	236	21.5
Macaulay (12)	7	17	9	17	25	23	24	8	20	12	9	6	177	14.7
Martin (9)	18	16	11	13	8	10	11	X	X	Y	2	17	106	11.8
McMahon (12)	9	5	7	6	7	7	12	11	4	15	8	8	99	8.2
Morrison (2)	0	0	—	—	—	—	—	—	—	—	—	—	0	0.0
Park (12)	0	5	0	4	4	2	2	17	14	4	3	0	55	4.6
Pettit (12)	13	27	36	18	26	40	16	18	25	27	18	22	286	23.8
Selvy (6)	X	2	0	2	0	X	X	2	4	—	—	—	10	1.0
Share (12)	11	11	11	8	0	9	8	8	11	5	17	8	107	8.9
Wilfong (12)	14	8	5	9	9	4	7	16	7	9	2	6	96	8.0
Total	115	121	106	106	95	105	98	107	122	98	96	113	1282	106.8

X Denotes player was member of the squad but did not play.

DETROIT vs. SYRACUSE

	GP	MINS	FGA	FGM	FG%	FTA	FTM	RB	A	PF	D	TP	AVG.
Atha	1	10	1	0	.000	1	1	0	0	1	0	1	1.0
Bolstorff						DID NOT PLAY							
Clifton	8	153	46	17	.370	12	5	33	7	24	1	39	4.9
Dukes	9	243	99	38	.384	41	31	90	4	36	2	107	11.9
Ebben	1	16	8	2	.250	2	1	2	1	3	0	5	5.0
Gallatin	9	213	103	37	.359	49	35	84	8	21	0	109	12.1
Holup	7	133	35	13	.371	18	13	29	3	10	0	39	5.6
Houbregs						DID NOT PLAY							
Jordan	7	176	86	44	.512	13	7	64	8	23	1	95	13.6
Kenville	5	101	39	13	.333	11	6	17	19	14	0	32	6.4
Marshall	1	19	8	4	.500	4	3	3	1	0	0	11	11.0
McGuire	8	275	63	22	.349	28	22	32	43	25	1	66	8.2
Noble	6	166	71	25	.338	7	3	14	13	17	0	51	8.5
Shue	8	284	91	41	.451	41	36	48	15	16	0	118	14.7
Thieben	2	32	28	8	.286	3	1	6	0	5	0	17	8.5
Yardley	9	339	203	82	.404	94	80	93	15	18	0	224	27.1
Team								84					
Totals	9	2160	881	345	.390	324	244	599	137	213	5	934	103.8

GAME - BY - GAME

DETROIT PLAYER—GP	Dec. 6 Syracuse	Dec. 22 Syracuse	Dec. 28 Detroit	Jan. 8 Detroit	Jan. 12 Syracuse	Jan. 20 Phila.	Feb. 4 Detroit	Feb. 18 Detroit	Mar. 9 Syracuse	Total	Average
Atha (1)	6	—	—	—	—	—	—	—	—	6	6.0
Bolstorff (0)	—	—	—	—	—	—	—	—	—	0	0.0
Clifton (8)	0	10	10	10	6	2	X	0	1	39	4.9
Dukes (9)	11	11	6	10	14	21	13	12	9	107	11.9
Ebben (1)	5	X	—	—	—	—	—	—	—	5	5.0
Gallatin (9)	22	11	18	26	15	5	2	3	7	109	12.1
Holup (7)	—	—	6	6	13	11	0	1	2	39	5.6
Houbregs (0)	—	—	—	—	—	—	—	—	—	—	—
Jordan (7)	—	6	19	X	5	16	17	22	10	95	13.6
Kenville (5)	—	—	0	X	9	8	X	5	10	32	6.4
Marshall (1)	—	11	—	—	—	—	—	—	—	11	11.0
McGuire (8)	13	X	8	12	6	13	9	3	2	66	8.2
Noble (6)	0	10	16	X	0	X	X	19	6	51	8.5
Shue (8)	X	12	14	19	16	8	24	9	17	118	14.7
Thieben (2)	5	12	—	—	—	—	—	—	—	17	8.5
Yardley (9)	34	10	20	26	25	3	52	48	26	244	27.1
Total	91	93	117	109	109	87	118	120	90	934	103.8
SYRACUSE PLAYER—GP											
Bianchi (8)	X	9	7	2	20	2	17	22	11	90	11.2
Conlin (9)	15	14	12	13	20	13	24	0	11	122	13.6
Costello (9)	20	11	17	13	26	20	17	9	17	150	16.7
Harrison (9)	13	11	14	4	7	3	2	9	4	67	7.4
Holup (1)	6	—	—	—	—	—	—	—	—	6	6.0
Hopkins (8)	8	10	8	X	6	0	6	19	4	61	7.6
Kerr (9)	13	26	15	24	5	16	13	11	15	138	15.3
Lloyd (8)	6	8	4	6	4	X	1	3	12	44	5.5
Palazzi (9)	18	6	6	3	20	4	12	8	7	84	9.3
Shayes (9)	18	24	24	31	23	23	21	15	23	202	22.4
Seymour (8)	0	0	4	11	4	2	X	2	7	30	4.2
Total	118	119	111	107	135	83	113	98	111	995	110.6

X Denotes player was member of the squad but did not play.

HOW THEY FINISHED — 1941 - 58

NATIONAL BASKETBALL LEAGUE

1941-42 SEASON

Final Standings

	Won	Lost
Oshkosh	20	4
PISTONS	15	9
Akron	15	9
Indianapolis	10	14
Chicago	7	14
Toledo	2	20

Piston Record: Home 8-3, Road 4-6,
Neutral 3-0.

PLAYOFFS

- (R) Akron 46, PISTONS 30
- (H) PISTONS 51, Akron 48
- (R) PISTONS 49, Akron 43

- (H) PISTONS 61, Oshkosh 43
- (R) Oshkosh 68, PISTONS 60
- (R) Oshkosh 52, PISTONS 46

1942-43 SEASON

Final Standings

	Won	Lost
PISTONS	17	6
Sheboygan	12	11
Oshkosh	11	12
Chicago	8	15

Piston Record: Home 11-2, Road 6-4.

PLAYOFFS

- (H) PISTONS 49, Chicago 37
- (R) Chicago 45, PISTONS 32
- (H) PISTONS 44, Chicago 32
- (H) Sheboygan 55, PISTONS 50
- (R) PISTONS 50, Sheboygan 45 ot
- (H) Sheboygan 30, PISTONS 29

1943-44 SEASON

Final Standings

	Won	Lost
PISTONS	18	4
Sheboygan	14	8
Oshkosh	7	15
Cleveland	3	15

Piston Record: Home 8-2, Road 10-2.

PLAYOFFS

- (H) PISTONS 64, Cleveland 37
- (R) PISTONS 42, Cleveland 31
- (R) PISTONS 55, Sheboygan 53
- (R) PISTONS 36, Sheboygan 26
- (H) PISTONS 48, Sheboygan 38

1944-45 SEASON

Final Standings

	Won	Lost
PISTONS	25	5
Sheboygan	19	11
Chicago	14	16
Cleveland	13	17
Oshkosh	12	18
Pittsburgh	7	23

Piston record: Home 15-0, Road 10-5.

PLAYOFFS

- (H) PISTONS 78, Cleveland 50
- (R) PISTONS 58, Cleveland 51
- (R) Sheboygan 65, PISTONS 53
- (R) Sheboygan 50, PISTONS 47
- (H) PISTONS 58, Sheboygan 47
- (H) PISTONS 58, Sheboygan 41
- (H) PISTONS 59, Sheboygan 49

1945-46 SEASON

Final Standings

Eastern Division		Won	Lost
PISTONS		26	8
Rochester		24	10
Youngstown		12	20
Cleveland		4	30
Western Division		Won	Lost
Sheboygan		21	13
Oshkosh		19	15
Chicago		17	16
Indianapolis		10	22

Piston Record: Home 14-3, Road 12-5

PLAYOFFS

- (H) PISTONS 54, Rochester 44
- (H) Rochester 58, PISTON 52
- (R) Rochester 58, PISTONS 52
- (R) Rochester 70, PISTONS 54

1946-47 SEASON

Final Standings

Eastern Division		Won	Lost
Rochester		31	13
PISTONS		25	19
Syracuse		21	23
Toledo		21	23
Tri-Cities		19	25
Youngstown		12	32

Western Division		Won	Lost
Oshkosh		28	16
Indianapolis		27	17
Sheboygan		26	18
Chicago		26	18
Anderson		24	20
Detroit		4	40

Piston Record: Home 16-5, Road 9-14

PLAYOFFS

- (H) PISTONS 65, Toledo 38
- (H) PISTONS 54, Toledo 31
- (R) Toledo 56, PISTONS 46
- (R) Toledo 58, PISTONS 53
- (H) PISTONS 64, Toledo 46
- (R) Rochester 58, PISTONS 49
- (H) PISTONS 56, Rochester 49
- (R) Rochester 76, PISTONS 47

1947-48 SEASON

Final Standings

Eastern Division		Won	Lost
Rochester		44	16
Anderson		42	18
PISTONS		40	20
Syracuse		24	36
Toledo		22	37
Flint		8	52

Western Division		Won	Lost
Minneapolis		43	17
Tri-Cities		30	30
Oshkosh		29	31
Indianapolis		24	35
Sheboygan		23	37

Piston Record: Home 24-3, Road 14-16, Neutral 2-1.

PLAYOFFS

- (H) Rochester 65, PISTONS 56
- (H) PISTONS 68, Rochester 64
- (R) Rochester 64, PISTONS 47
- (R) Rochester 71, PISTONS 57

BASKETBALL ASSOCIATION OF AMERICA

1948-49 SEASON

Final Standings

Eastern Division	Won	Lost
Washington	38	22
New York	32	28
Baltimore	29	31
Philadelphia	28	32
Boston	25	35
Providence	12	48
Western Division	Won	Lost
Rochester	45	15
Minneapolis	44	16
Chicago	38	22
St. Louis	29	31
PISTONS	22	38
Indianapolis	18	42

Piston Record: Home 15-14, Road 7-24

PLAYOFFS

PISTONS did not qualify.

NATIONAL BASKETBALL ASSOCIATION

1949-50 SEASON

Final Standings

Central Division	Won	Lost
Minneapolis	51	17
Rochester	51	17
PISTONS	40	28
Chicago	40	28
St. Louis	26	42
Eastern Division	Won	Lost
Syracuse	51	13
New York	40	28
Washington	32	36
Philadelphia	26	42
Baltimore	25	43
Boston	22	46
Western Division	Won	Lost
Indianapolis	39	25
Anderson	37	27
Tri-Cities	29	35
Sheboygan	22	40
Waterloo	19	43
Denver	11	51

Piston Record: Home 28-6, Road 12-22

(H) PISTONS 86, Chicago 69

(break tie for 3rd)

PLAYOFFS

(R) PISTONS 90, Rochester 84

(H) PISTONS 79, Rochester 78 ot

(R) Minneapolis 93, PISTONS 79

(H) Minneapolis 89, PISTONS 82

1950-51 SEASON

Final Standings

Western Division	Won	Lost
Minneapolis	44	24
Rochester	41	27
PISTONS	32	36
Indianapolis	31	37
Tri-Cities	25	43
Eastern Division	Won	Lost
Philadelphia	40	26
Boston	39	30
New York	36	30
Syracuse	32	34
Baltimore	24	42
Washington (Disbanded)	10	25

Piston Record: Home 27-7, Road 5-27, Neutral 0-2.

PLAYOFFS

(R) Rochester 110, PISTONS 81

(H) PISTONS 83, Rochester 78

(R) Rochester 97, PISTONS 78

1951-52 SEASON

Final Standings

Western Division	Won	Lost
Rochester	41	25
Minneapolis	40	26
Indianapolis	34	32
PISTONS	29	37
Milwaukee	17	49
Eastern Division	Won	Lost
Syracuse	40	26
Boston	39	27
New York	37	29
Philadelphia	33	33
Baltimore	20	46

Piston Record: Home 20-12, Road 9-25

PLAYOFFS

(R) Rochester 95, PISTONS 78

(H) Rochester 92, PISTONS 86

1952-53 SEASON

Final Standings

Western Division	Won	Lost
Minneapolis	48	22
Rochester	44	26
PISTONS	36	33
Indianapolis	28	43
Milwaukee	27	44
Eastern Division	Won	Lost
New York	47	23
Syracuse	47	24
Boston	46	25
Baltimore	16	54
Philadelphia	12	57

Piston Record: Home 25-9, Road 8-21, Neutral 3-3.

PLAYOFFS

(R) PISTONS 84, Rochester 77

(H) Rochester 83, PISTONS 71

(R) PISTONS 67, Rochester 65

(R) Minneapolis 83, PISTONS 73

(R) Minneapolis 82, PISTONS 75

(H) PISTONS 98, Minneapolis 95

(H) PISTONS 85, Minneapolis 82.

(R) Minneapolis 74, PISTONS 58

1953-54 SEASON

Final Standings

Western Division	Won	Lost
Minneapolis	46	26
Rochester	44	28
PISTONS	40	32
Milwaukee	21	51
Eastern Division	Won	Lost
New York	44	28
Boston	42	30
Syracuse	42	30
Philadelphia	29	43
Baltimore	16	56

Piston Record: Home 19-8, Road 11-17, Neutral 10-7.

ROUND ROBIN PLAYOFFS

(R) Rochester 82, PISTONS 75

(H) Minneapolis 90, PISTONS 85

(R) Minneapolis 78, PISTONS 73

(H) Rochester 89, PISTONS 71

1954-55 SEASON

Final Standings

Western Division		Won	Lost
PISTONS	43	29
Minneapolis	40	32
Rochester	29	43
Milwaukee	26	46

Eastern Division		Won	Lost
Syracuse	43	29
New York	38	34
Boston	36	36
Philadelphia	33	39
Piston Record: Home 20-6, Road 12-15, Neutral 11-8.			

PLAYOFFS

- (Elkhart) PISTONS 96, Minneapolis 79
- (Indian.) PISTONS 98, Minneapolis 97*
- (R) Minneapolis 99, PISTONS 91
- (R) PISTONS 105, Minneapolis 96

- (R) Syracuse 86, PISTONS 82
- (R) Syracuse 87, PISTONS 84
- (Indian.) PISTONS 96, Syracuse 89
- (Indian.) PISTONS 109, Syracuse 102
- (Indian.) PISTONS 74, Syracuse 71
- (R) Syracuse 109, PISTONS 104
- (R) Syracuse 92, PISTONS 91
- * Overtime game

1955-56 SEASON

Final Standings

Western Division		Won	Lost
PISTONS	37	35
Minneapolis	33	39
St. Louis	33	39
Rochester	31	41

Eastern Division		Won	Lost
Philadelphia	45	27
Boston	39	33
New York	35	37
Syracuse	35	37
Piston Record: Home 19-6, Road 10-18, Neutral 8-11.			

PLAYOFFS

- (H) St. Louis 86, PISTONS 85
- (R) St. Louis 84, PISTONS 74
- (H) PISTONS 107, St. Louis 84

- (R) PISTONS 93, St. Louis 84
- (H) PISTONS 102, St. Louis 97
- (R) Philadelphia 98, PISTONS 94
- (H) PISTONS 84, Philadelphia 83
- (R) Philadelphia 100, PISTONS 96
- (H) Philadelphia 107, PISTONS 105
- (R) Philadelphia 99, PISTONS 88

1956-57 SEASON

Final Standings

Western Division		Won	Lost
PISTONS	34	38
Minneapolis	34	38
St. Louis	34	38
Rochester	31	41

Eastern Division		Won	Lost
Boston	44	28
Syracuse	38	34
Philadelphia	37	35
New York	36	36
Piston Record: Home 23-5, Road 5-22, Neutral 6-11.			

- (R) St. Louis 115, PISTONS 103 (playoff for first place)

PLAYOFFS

- (R) Minneapolis 131, PISTONS 127
- (H) Minneapolis 110, PISTONS 108

1957-58 SEASON

Final Standings

Western Division		Won	Lost
St. Louis	41	31
PISTONS	33	39
Cincinnati	33	39
Minneapolis	19	53

Eastern Division		Won	Lost
Boston	49	23
Syracuse	41	31
Philadelphia	37	35
New York	35	37
Piston Record: Home 14-14, Road 13-18, Neutral 6-7.			

PLAYOFFS

- (H) PISTONS 100, Cincinnati 83
- (R) PISTONS 124, Cincinnati 104
- (R) St. Louis 114, PISTONS 111
- (H) St. Louis 99, PISTONS 96
- (R) PISTONS 109, St. Louis 89
- (H) St. Louis 145, PISTONS 101
- (R) St. Louis 120, PISTONS 96

PISTONS SERIES vs. NBA OPPONENTS

	Home	Road	Neut.	Totals	Pct.
Boston	21-11	5-24	3- 9	29-44	.397
Cincinnati (inc. Rochester)	31-17	15-37	3-11	49-65	.430
Playoffs	6- 5	4-10	10-15	.400
Minneapolis	28-15	12-29	9-11	49-55	.471
Playoffs	2- 3	1- 7	2- 0	5-10	.333
New York	16-16	11-17	6- 7	33-40	.452
Philadelphia	25- 4	11-17	8- 7	44-28	.611
Playoffs	1- 1	0- 3	1- 4	.200
St. Louis (inc. Milwaukee)	25- 6	11-17	12- 7	48-30	.623
Playoffs	2- 3	2- 4	4- 7	.364
Syracuse	22-10	4-31	4- 3	30-44	.405
Playoffs	0- 4	3- 0	4- 3	.571

HOW GEORGE YARDLEY SCORED 2,001 POINTS

VS. WEST

	FGA	FGM	FTA	FTM	GAME-BY-GAME	TP	AVG.
Cincinnati	242	101	145	113	23-17-26-32-32-25-31-22-11-31-33-32	315	26.2
Minneapolis	284	137	142	119	28-31-31-29-23-23-24-44-27-43-41-49	393	32.7
St. Louis	275	105	134	102	21-10-22-48-11-36-21-37- 6-20-16-44	312	26.0
TOTAL	801	343	421	334		1020	28.3

VS. EAST

Boston	211	79	111	92	20-22-22-34-51-31-29-19-22	250	27.8
New York	213	93	94	80	32-35-39-27-31-14-36-16-36	266	29.6
Philadelphia	196	74	88	69	41-26-30-28-16-25-19- 9-27	221	24.6
Syracuse	203	87	94	80	34-10-20-26-25- 3-52-48-26	244	27.1
TOTAL	823	330	387	321		981	27.2
GRAND TOTAL	1624	673	808	655		2001	27.8

VS. WEST

	Home			Road			Neutral		
Cincinnati	4	119	29.7	5	136	27.2	3	60	20.0
Minneapolis	4	110	27.5	5	188	37.6	3	95	31.7
St. Louis	4	73	18.2	5	136	27.2	3	103	34.3
TOTAL	12	302	25.2	15	460	30.7	9	258	28.7

VS. EAST

Boston	4	95	23.7	4	131	33.2	1	22	22.0
New York	4	89	22.2	4	141	35.2	1	36	36.0
Philadelphia	4	106	26.5	4	106	26.5	1	9	9.0
Syracuse	4	146	36.5	4	95	23.7	1	3	3.0
TOTAL	16	436	27.2	16	475	29.7	4	70	17.5
GRAND TOTAL	28	738	26.4	31	935	30.2	13	328	25.2

BREAKDOWN BY TENS

	0-9	10-19	20-29	30-39	40-49	50+
Cincinnati	0	2	4	6	0	0
Minneapolis	0	0	6	2	4	0
St. Louis	1	2	4	3	2	0
TOTAL	1	4	14	11	6	0
Boston	0	1	5	2	0	1
New York	0	2	1	6	0	0
Philadelphia	1	2	4	1	1	0
Syracuse	1	1	4	1	1	1
TOTAL	2	6	14	10	2	2
GRAND TOTAL	3	10	28	21	8	2

HIGH GAMES

	Pts.	DATE	SITE
Cincinnati	33	Jan. 26, 1958	Cincinnati
Minneapolis	40	Mar. 6, 1958	Minneapolis
St. Louis	48	Dec. 26, 1957	St. Louis
Boston	51	Jan. 15, 1958	Boston
New York	39	Dec. 1, 1957	New York
Philadelphia	41	Oct. 26, 1957	Detroit
Syracuse	52	Feb. 4, 1958	Detroit

All-Time Piston Records

INDIVIDUAL ONE GAME

Most points	52, George Yardley (vs. Syracuse at Detroit)	2-4-58
Most field goals	19, George Yardley (at Minneapolis)	3-6-58
Most field goal attempts	33, George Yardley (vs. Minneapolis at St. Paul)	1-23-58
	33, George Yardley (at Minneapolis)	3-6-58
	33, George Yardley (at Boston)	1-15-58
Most free throws	20, George Yardley (at St. Louis)	12-26-57
Most free throw attempts	24, George Yardley (at St. Louis)	12-26-57
	24, George Yardley (at Cincinnati)	11-3-57
Most rebounds	27, George Yardley (vs. Minneapolis at Philadelphia)	2-27-58
Most assists	19, Andy Phillip (vs. Minneapolis at Ft. Wayne)	11-27-54
	19, Andy Phillip (at New York)	11-20-55
Most consecutive free throws	16, George Yardley (in 16 attempts vs. Syra. at Det.)	2-4-58
Most consecutive field goals	12, George Yardley (vs. Syracuse at Detroit)	2-18-58

INDIVIDUAL ONE SEASON

Most points	2,001, George Yardley (also league record)	1957-58
Most field goals	673, George Yardley	1957-58
Most field goal attempts	1,624, George Yardley	1957-58
Most free throws	655, George Yardley (also league record)	1957-58
Most free throw attempts	808, George Yardley (also league record)	1957-58
Most rebounds	967, Larry Foust	1953-54
Most assists	491, Andy Phillip	1954-55
Best scoring average	27.8, George Yardley	1957-58

TEAM ONE GAME

Most points for	132 (vs. Minneapolis at Minneapolis)	3-6-58
Most points against	145* (vs. St. Louis at Detroit)	3-25-58
	135 (vs. Syracuse at Syracuse)	1-12-58
Most points for, one half	81 (vs. Minneapolis at Detroit)	1-11-58
Most points for, one quarter	47 (vs. Minneapolis at Detroit)	1-11-58
Most points against, one half	76 (vs. Cincinnati at Cincinnati)	12-31-57
Most pts. against, one quar.	42* (vs. St. Louis at Detroit)	3-25-58
	40 (vs. Boston at Boston)	1-15-58 and 2-2-58
	40 (vs. Cincinnati at Detroit)	1-7-58
	40 (vs. Cincinnati at Detroit)	1-12-58
Most field goals for	50 (vs. Boston at New York)	3-1-55
Most field goals against	55* (vs. St. Louis at Detroit)	3-25-58
	53 (vs. Boston at Boston)	1-15-58
Most field goal attempts for	128 (vs. Boston at St. Louis)	11-5-57
Most f. g. attempts against	131 (vs. New York at Detroit)	1-22-58
Most free throws for	43 (vs. Boston at Detroit)	12-3-57
	43 (at Boston)	1-15-58
Most free throws against	47 (vs. Syracuse at Syracuse)	1-12-58
Most free throw attempts for	60 (vs. Cincinnati at Cincinnati)	11-3-57
Most f. thr. attempts against	56 (vs. Minneapolis at New York)	11-26-57
Most rebounds for	95 (vs. Minneapolis at Detroit)	1-11-58
Most rebounds against	96 (vs. New York at Detroit)	1-22-58
Most assists for	39 (vs. Boston at Fort Wayne)	1-10-56
Most assists against	31 (vs. New York at New York)	12-1-57
Least field goals for	4 (vs. Minneapolis at Minneapolis)	11-23-50
Least field goal attempts for	13 (vs. Minneapolis at Minneapolis)	11-23-50
Least f. g. attempts against	17 (vs. Minneapolis at Minneapolis)	11-23-50
Least points for	19 (vs. Minneapolis at Minneapolis)	11-23-50
Least points against	18 (vs. Minneapolis at Minneapolis)	11-23-50
Least points for, one quarter	3 (vs. Minneapolis at Minneapolis)	11-23-50
Least pts. against, one quar.	1 (vs. Minneapolis at Minneapolis)	11-23-50

* Indicates playoff game.

Detroit Pistons, Inc.

5920 Grand River at McGraw

TYler 8-6440