


1960-61 DETROIT PISTONS



PRESS, RADIO, TV GUIDE

Member NATIONAL BASKET BALL ASSOCIATION

Table of Contents

	Page
Directory of Detroit Pistons Officials.....	3
Fred Zollner — Professional Basketball Outstanding Pioneer....	4
1960-61 Home and Away Schedule	5
Ready Reference Guide to Players and Records.....	6
1960-61 Detroit Pistons Roster	7
Highs and Lows vs. NBA Opponents in 1959-60	7
Final 1959-60 Season and Playoffs Scoring	8
Outstanding Individual Records for 1959-60	9
Pistons' Coaching Records	9
McGuire's Record One of Best	10
Piston Profiles	11-21
1959-60 Results and Composite Standings	22-23
Detroit Pistons Board of Directors	25
Leaders in Scoring, Free Throws	26
Olympia Stadium Records	27-29
U. D. Stadium Records	29-31
Pistons vs. Boston, 1959-60	32
Pistons vs. Cincinnati, 1959-60	33
Pistons vs. Minneapolis, 1959-60	34
Pistons vs. New York, 1959-60	35
Pistons vs. Philadelphia, 1959-60	36
Pistons vs. St. Louis, 1959-60	37
Pistons vs. Syracuse, 1959-60	38
How Pistons Finished, 1941-42 Through 1959-60	39-41
How Pistons Have Fared on TV; Season-by-Season	42
Directory of Newspaper, Radio & TV Contacts	43
All-Time Piston Individual and Team Records	44

TO ALL MEMBERS OF THE PRESS, RADIO AND TELEVISION:



FRAN SMITH
Director of Staff

This book has been prepared to assist you in coverage of the Detroit Pistons during the 1960-61 National Basketball Association season. We have endeavored to assemble as much material as possible on each player, especially the type of information conducive to preparing features on each player.

It is my sincere hope that you will keep me hopping answering your requests for additional information, pictures and interviews, either taped or live. That's my job and I want the boss to think I'm earning my money.

In the meantime, I am on call day and night to service all of you who have given of your time and talent so graciously in the past. My office number is TY 8-6440 and the home number is HOWard 8-5483. Thanks and here's hoping we'll see each and every one of you often during the 1960-61 National Basketball Association season at Olympia and University of Detroit.

FRAN SMITH

FROM THE SPORTS LIBRARY OF
RETROSEASONS  **com**

www.retroseasons.com/library/

DETROIT PISTONS OFFICIALS



FRED ZOLLNER
President



DICK McGUIRE
Coach



OTTO H. ADAMS
Vice President-Treas.

DETROIT PISTONS DIRECTORY — 1960 - 1961


FRED ZOLLNER	President
OTTO H. ADAMS	Vice President and Treasurer
DICK McGUIRE	Coach
FRAN SMITH	Director of Staff
RONALD B. BARNETT.....	Manager, Sales-Advertising
GEORGE MASKIN	Special Activities
STAN KENWORTHY	Trainer
HOME COURT	Olympia Stadium
ALTERNATE COURT	U-D Memorial Building
SEATING CAPACITY	Olympia — 15,000
	U - D — 9,000
TEAM COLORS	Red, White and Blue
TELEPHONE NUMBERS	Olympia — TY 8-6440
Fran Smith (home) — HO 8-5483	U - D — UN 2-6000




GEORGE MASKIN
Special Activities



RONALD B. BARNETT
Mgr., Sales-Advertising



STAN KENWORTHY
Trainer



INTERIOR VIEW OF OLYMPIA STADIUM, PISTONS' HOME COURT

ZOLLNER — BASKETBALL PIONEER

Detroit Pistons President Fred Zollner is one of the pioneers of major league basketball, organizing his first professional team in 1941 as an entry in the National Basketball League.

Success on the basketball floor was not long in coming to the president of the Fort Wayne piston-manufacturing corporation that bears his name. Bolstered by such stars as Bobby McDermott, Paul Birch and Buddy Jeanette (formerly of the Detroit Eagles), the Pistons won the National Basketball League championship four straight years (1943 through '46) and captured three world tournaments (1944-45-46) in Chicago Stadium, then recognized as the pinnacle of pro cage fame.

Zollner and his Pistons led three other NBL teams into the Basketball Association of America in 1948 and the following year joined the National Basketball Association, an amalgamation of the old NBL and the rival BAA.

In 1954-55, the Pistons won their first Western Division championship even though forced to play all playoff games on neutral or opponents' courts due to the presence of the American Bowling Congress tournament at Fort Wayne Coliseum, then the Pistons' home base. After hurdling Minneapolis in the semi-finals for the divisional flag, the Pistons extended Eastern champion Syracuse to the full seven games before bowing in the title game, 92-91.

The Pistons repeated as Western Division champion in 1955-56 and were beaten in the world championship playoffs by Philadelphia.

Despite two consecutive divisional pennants, attendance at Fort Wayne failed to improve and Zollner decided to move his club to a city with major league standards. He decided to wait, however, until after the 1956-57 season, which saw the Pistons share first place in the regular season race with St. Louis and Minneapolis, then bow in the first round of the playoffs.

Through his long affiliation with automotive leaders in Detroit, and because of his firm belief that the Motor City is the world's finest sports town, Zollner negotiated to bring the Pistons to Detroit in the spring of 1957.

Ready Reference Guide To Detroit Pistons

BY POSITION

FORWARDS			CENTERS			GUARDS		
Archie Dees	6'8	210	Walt Dukes	7'0	220	Willie Jones	6'3	185
Bailey Howell	6'7	215	Bob Ferry	6'8	230	Chuck Noble	6'4	195
S. McMillon	6'5	210				Don Ohl	6'3	190
J. Moreland	6'7	215				Gene Shue	6'2	175
Geo. Lee	6'4	200						

TOTAL GAMES PLAYED, POINTS AND AVERAGES FOR THE 1959-60 SEASON

	GP	Pts.	Ave.		GP	Pts.	Ave.
Archie Dees	73	707	9.7	S. McMillon	75	666	8.9
Walter Dukes	66	1004	15.2	Chuck Noble	58	653	11.2
*Bob Ferry	62	364	5.9	Gene Shue	72	1712	22.8
Bailey Howell	75	1332	17.8				

N.B.A. CAREER TOTALS OF RETURNING VETERANS

	Yrs.	GP	FGM	FTM	TP	Ave.
Archie Dees	2	141	471	324	1266	9.0
Walter Dukes	5	341	1287	1350	3924	11.5
*Bob Ferry	1	62	338	76	364	5.9
Bailey Howell	1	75	510	312	1332	17.8
Shellie McMillon	2	133	394	187	975	7.3
Chuck Noble	5	310	1134	462	2730	8.8
Gene Shue	6	416	2050	1566	5666	13.6

*With St. Louis in 1959-60.

1960 DRAFT CHOICES (by round)

1 Jackie Moreland, Louisiana Tech	7 Doug Moe, North Carolina
2 Ron Johnson, Minnesota	8 Mickey Yugovich, Youngstown
3 Frank Case, Dayton	9 Martin Holland, Ky. Wesleyan
4 Ken Remley, W. Va. Wesleyan	10 Joe Kennelly, Dayton
5 Willie Jones, Northwestern	11 John Dobbert, Wheaton
6 Bill Lowry, Christian Brothers	13 Lee Hopfenspirger, Hamline

BIRTH DATES

Bailey Howell	January 20, 1937	Walter Dukes	June 23, 1930
Archie Dees	February 22, 1936	Chuck Noble	June 24, 1932
Shellie McMillon	March 11, 1936	Willie Jones	June 29, 1937
Jackie Moreland	March 11, 1938	George Lee	November 23, 1936
Don Ohl	April 18, 1936	Gene Shue	December 18, 1931
Bob Ferry	May 5, 1937		

DETROIT PISTONS ROSTER

Name	Pro					College	Hometown
	Pos.	Exp.	Hgt.	Wgt.	Age		
Archie Dees	F	2	6-8	210	24	Indiana	Mt. Carmel, Ill.
Walter Dukes	C	5	7-0	220	30	Seton Hall	New York, N. Y.
Bob Ferry	C	1	6-8	235	23	St. Louis	St. Louis, Mo.
Bailey Howell	F	1	6-7	215	23	Mississippi State	Middleton, Tenn.
Willie Jones	G	..	6-3	180	23	Northwestern	Chicago, Ill.
George Lee	F	..	6-4	200	24	Michigan	Highland Park, Mich.
Shellie McMillon	F	2	6-5	205	24	Bradley	Chicago, Ill.
Jackie Moreland	F	..	6-7	215	23	Louisiana Tech.	Minden, La.
Chuck Noble	G	5	6-4	195	28	Louisville	Akron, Ohio
Don Ohl	G	..	6-3	190	24	Illinois	Edwardsville, Ill.
Gene Shue	G	6	6-2	175	28	Maryland	Baltimore, Md.

1959-60 HIGH - LOWS vs. OPPONENTS

BIGGEST WINS* —

vs. Cincinnati	19 points	(121-102)	2/ 4/60	at Cincinnati
vs. Minneapolis	19 points	(120-101)	12/ 4/59	at Olympia
vs. New York	18 points	(147-129)	12/13/59	at Olympia
vs. Philadelphia	20 points	(130-110)	1/23/60	at Olympia
vs. St. Louis	16 points	(116-100)	3/ 2/60	at U-D
vs. Syracuse	18 points	(128-110)	2/24/60	at Olympia

*No victory scored over Boston.

WORST DEFEATS —

vs. Boston	32 points	(104-136)	12/22/59	at Olympia
	32 points	(121-153)	2/10/60	at Providence, R.I.
vs. Cincinnati	32 points	(101-133)	2/12/60	at Dayton, O.
vs. Minneapolis	20 points	(85-105)	11/20/59	at Minneapolis
vs. New York	16 points	(108-124)	12/ 5/59	at New York
vs. Philadelphia	15 points	(105-120)	1/ 7/60	at Syracuse
vs. St. Louis	21 points	(101-122)	3/ 8/60	at St. Louis
vs. Syracuse	36 points	(108-144)	1/27/60	at Olympia

Lowest score—85 points vs. Minneapolis (85-105) 11/20/59 at Minneapolis

**Highest score—147 points vs. New York (147-129) 12/13/59 at Olympia

**Also new team one-game scoring record.

LONGEST WIN STREAK — 4 games (1/13/60 to 1/24/60)

LONGEST LOSING STREAK — 7 games (2/10/60 to 2/21/60)

NUMBER OF OVERTIMES PLAYED — 5 games (1 win, four losses)

LONGEST HOME WIN STREAK — 4 games (1/30/60 to 2/9/60)

LONGEST ROAD WIN STREAK — 3 games (11/12/59 to 11/18/59)

LONGEST HOME LOSING STREAK — 3 games (two times)

LONGEST ROAD LOSING STREAK — 14 games (11/28/59 to 1/13/60)

DETROIT PISTONS FINAL SCORING — 1959 - 60

Player	GP	Mins.	FGA	FGM	FG%	FTA	FTM	FT%	RB	A	PF	D	TP	Avg.
Shue	75	3338	1501	620	.413	541	472	.872	409	295	146	2	1712	22.8
Howell	75	2346	1119	510	.456	422	312	.739	790	63	282	13	1332	17.8
Dukes	66	2140	871	314	.360	508	376	.740	883	80	310	20	1004	15.2
Noble	58	1621	774	276	.356	138	101	.732	201	265	172	2	653	11.2
Conlin	70	1636	831	300	.361	238	181	.760	346	126	158	2	781	11.1
Dees	73	1244	617	271	.439	204	165	.809	397	43	188	3	707	9.7
McMillon	75	1416	627	267	.426	199	132	.663	431	49	198	3	666	8.9
Lloyd	68	1610	665	237	.356	160	128	.800	322	89	226	1	602	8.8
McGuire	68	1466	402	179	.445	201	124	.617	264	358	112	0	482	7.1
Kenville	25	365	131	47	.359	41	33	.805	71	46	31	0	127	5.1
Windis	9	193	60	16	.266	6	4	.666	47	32	20	0	36	4.0
Alcorn	58	670	312	91	.292	84	48	.571	279	22	123	4	230	4.0

1960 DETROIT PISTONS PLAYOFF SCORING TOTALS

Player	GP	Mins.	FGA	FGM	FG%	FTA	FTM	FT%	RB	A	PF	D	TP	Avg.
Dukes	2	78	31	16	.516	22	16	.727	33	2	9	1	48	24.0
Shue	2	89	38	15	.395	20	18	.900	12	6	5	0	48	24.0
Howell	2	72	41	14	.341	8	6	.750	17	3	8	0	34	17.0
McMillon	2	47	21	8	.381	5	4	.800	16	2	5	0	20	10.0
Lloyd	2	53	24	6	.250	8	5	.625	9	3	11	1	17	8.5
Noble	2	51	26	7	.269	0	0	.000	9	13	6	0	14	7.0
Dees	2	18	12	4	.333	3	3	1.000	4	2	2	0	11	5.5
McGuire	2	42	12	5	.417	3	1	.333	4	9	3	0	11	5.5
Conlin	2	20	10	3	.300	2	2	1.000	4	0	2	0	8	4.0

PISTONS SERIES vs. N.B.A. OPPONENTS

	Home	Road	Neut.	Totals	Pct.
Boston	22-18	5-31	3-11	30-60	.333
Cincinnati (Inc. Rochester)	40-17	20-43	6-13	66-73	.475
Playoffs	6- 5	4-10	10-15	.400
Los Angeles					
(Inc. Minneapolis)	31-22	17-35	12-12	60-69	.465
Playoffs	3- 4	1-10	2- 0	6-14	.300
New York	19-20	14-23	7- 8	40-51	.439
Philadelphia	30- 7	13-23	8- 9	51-39	.564
Playoffs	1- 1	0- 3	1- 4	.200
St. Louis (Inc. Milwaukee)	30-12	13-26	14- 8	57-46	.553
Playoffs	2- 3	2- 4	4- 7	.364
Syracuse	26-14	5-38	5- 4	36-56	.391
Playoffs	0- 4	3- 0	3- 4	.429
Totals	210-123	94-250	60-65	364-438	.454

PISTONS' COACHING RECORDS IN NATIONAL BASKETBALL ASSOCIATION

Season	Name of coach	Regular		Playoff		Total	
		W	L	W	L	W	L
1948-49	Carl Bennett (0—6)						
	Paul Armstrong (22—32)	22	38	22	38
1949-50*	Murray Mendenhall	40	28	3	2	43	30
1950-51	Murray Mendenhall	32	36	1	2	33	38
1951-52	Paul Birch	29	37	0	2	29	39
1952-53	Paul Birch	36	33	4	4	40	37
1953-54	Paul Birch	40	32	0	4	40	36
1954-55	Charles Eckman	43	29	6	5	49	34
1955-56	Charles Eckman	37	35	4	6	41	41
1956-57**	Charles Eckman	34	38	0	3	34	41
1957-58	Charles Eckman (9-16)						
	Red Rocha (24-23)	33	39	3	4	36	43
1958-59	Red Rocha	28	44	1	2	29	45
1959-60	Red Rocha (13-21)						
	Dick McGuire (17-24)	30	45	0	2	30	47
NBA TOTALS		404	434	22	36	426	470

* Playoff record includes special third-place tie-breaker with Chicago in Central Division.

** Playoff record includes special first-place round-robin tie-breaker (played only St. Louis) in Western Division.

TOP PISTON MARKS FOR 1959-60 SEASON

Total Points.....	1,712 by Gene Shue (6th in League)
Best Scoring Average.....	22.8 by Gene Shue (7th in League)
One Game Scoring High.....	43 by Gene Shue (vs. Cinn. at N.Y., Nov. 24)
Total Field Goals.....	620 by Gene Shue
Total Field Goals Attempted.....	1,501 by Gene Shue
Best Field Goal Average.....	.456 by Bailey Howell (510 of 1,119)
Total Free Throws.....	472 by Gene Shue
Total Free Throws Attempted.....	541 by Gene Shue
Best Free Throw Average.....	.872 by Gene Shue (472 of 541 — 2nd in League)
Total Rebounds.....	883 by Walter Dukes (8th in League)
One Game Rebound High.....	32 by Walter Dukes (vs. N.Y. at Det., Dec. 12)
Total Minutes Played.....	3,338 by Gene Shue (tied for 1st in League)
Best Minutes Played Average.....	44.5 by Gene Shue (2nd in League)
One Game Most Free Throws.....	13 by Several Players
One Game Most Free Throws Attempted.....	16 by Gene Shue (vs. Cinn. at N.Y., Nov. 24)
One Game Most Field Goals Attempted.....	27 by Gene Shue (vs. Boston at Det., Nov. 17)
	27 by Walter Dukes (vs. Boston at Det., Nov. 17)
Total Assists.....	358 by Dick McGuire (6th in League)
One Game Assists High.....	16 by Dick McGuire (vs. N.Y. at Det., Dec. 13)
Most Personal Fouls.....	310 by Walter Dukes (2nd in League)
Most Points by Forward, One Game.....	33 by Bailey Howell (vs. St. L., at Det., Dec. 16)
Most Points by Center, One Game.....	38 by Walter Dukes (vs. N.Y. at Det., Dec. 13)
Most Points by Guard, One Game.....	43 by Gene Shue (vs. Cinn. at N.Y., Nov. 24)

McGUIRE'S RECORD ONE OF BEST

When the Detroit Pistons promoted Dick McGuire to the head coaching position on December 28, 1959, it was announced that Tricky Dick would retire as an active player for the 1960-61 season and devote full time to handling the team from the bench.

That decision cost the Pistons . . . and the National Basketball Association . . . the services of one of the greatest playmakers the game has ever known.



McGuire was a standout in the NBA for 11 seasons, the last three with Detroit after a long and successful career with the New York Knickerbockers.

In that time, sportswriters and sportscasters literally ran out of adjectives in describing McGuire's superb ability to set up the play and find the open man with needle-threading passes.

Only one word, however, completely summed up McGuire's career: unselfish. In an era of unprecedented scoring, Tricky Dick was one of the game's few super-stars who gained nationwide acclaim via the playmaking . . . not point-scoring . . . route. His best season scoring-wise, was 1958-59 when he tallied 657 points for a 9.2 average. He also had a 9.2 mark in 1951-52 for New York, but played seven fewer games.

On the other hand, McGuire battled Boston's great Bob Cousy each season for the NBA's assists championship, a title he won as a rookie in 1949-50 with 386 successful "feeds." His best season in this department was 1954-55 when he notched 542 assists.

McGuire also was known as one of the cleanest players in NBA history with only 13 disqualifications in 11 seasons, spanning 738 regular season games. He holds the league record for most consecutive games without fouling out . . . 361, from January 19, 1954 through February 18, 1959.

Modest to the "nth" degree, McGuire is 33 years old. He was drafted by the Knickerbockers in 1949 after starring for Brooklyn St. John's. He played four seasons for the Redmen and was a member of the 1943 National Invitation Tournament championship team. Three years with the Navy followed and he completed his college career at St. John's in 1946-47, '47-48 and '48-49. He captained the squad in his junior and senior seasons.


McGuire and Carl Braun, who became head coach of the Knicks in December, too, formed one of the NBA's most formidable back-court combinations until New York traded him to Detroit in September, 1957, for the Pistons' No. 1 draft choice the following spring.

McGuire was a member of the All-NBA squad in 1950-51 and saw action in seven East-West All Star Games . . . five times as a representative of the Knicks for the East and twice as a Pistons entry for the West.

The Pistons assignment was his first as a coach. He finished the season with a 17-24 record and skippered Detroit to second place in the Western Division.

Piston Profiles

ARCHIE DEES — Forward, 6'8", 210



Born February 22, 1936. Lives in Bloomington, Indiana. Graduated Indiana University. Starting third season in NBA. Drafted by Cincinnati in first round, 1958. Came to Pistons in trade for Phil Jordon after year with Royals. Had best season as pro with Pistons in 1959-60, compiling 9.7 scoring average and 397 rebounds as No. 1 alternate at center and forward. Unanimous All-America choice in 1958. Also named most valuable on A-A team. First man in Big Ten history to be named MVP two years in a row (1957 and '58). Won Big Ten scoring championship in 1957-58 with 613 points for 25.5 average. Career average at IU was 22.7. Sells insurance in off-season. Married. Nickname: "Arch."

Dees' N.B.A. Career Records

Year	Team	GP	FGA	FGM	FTA	FTM	RB	A	PF	TP	Ave.
'58-'59	Cinci.	68	562	200	204	159	339	56	114	559	8.2
'59-'60	Detroit	73	617	271	204	165	397	43	188	707	9.7

(Playoff Records)


Year	Team	GP	FGA	FGM	FTA	FTM	RB	A	PF	TP	Ave.
'59-'60	Detroit	2	12	4	3	3	4	2	2	11	5.5

Big 10 Well Represented in N.B.A.

The Western Conference, growing in stature as a leading college basketball circuit, has five "alumni" playing for the Pistons. They are Archie Dees (Indiana), Don Ohl (Illinois), Ron Johnson (Minnesota), Willie Jones (Northwestern) and George Lee (Michigan). In addition, such former Big 10 stars as New York's Johnny Green (Michigan State), St. Louis' Al Ferrari (Michigan State), New York's Dick Garmaker (Minnesota), Syracuse's John Kerr (Illinois), Philadelphia's Joe Ruklick (Northwestern) and Los Angeles' Bob Leonard (Indiana) are performing in the NBA this season.

Piston Profiles

WALTER DUKES — Center, 7', 220



Born July 23, 1930. Lives in New York, N. Y. Graduated Seton Hall U., 1953. Drafted by New York in first round, 1953. Starting sixth season in NBA after two years with Harlem Globe Trotters. Came to Pistons in trade for Center Larry Foust in September, 1957, after one year with Knickerbockers and another with Minneapolis Lakers. Excellent defensive man, team leader in rebounds last three seasons. Had best season as pro in 1959-60 with 1,004 total points in 68 games for 15.2 average and 883 rebounds. All America in 1952 and '53 at Seton Hall. Led team to 27 straight wins and NIT championship in 1952-53 with 861 points for 26.0 average. Career total was 1,789. Majored in economics, but plans to become lawyer. Recently wrote state bar exam for Pennsylvania. Single. Nickname: "Waldo."

Dukes' N.B.A. Career Records

Year	Team	GP	FGA	FGM	FTA	FTM	RB	A	PF	TP	Ave.
'55-'56	N.Y.	60	370	149	236	167	443	39	211	465	7.8
'56-'57	Minn.	71	626	228	383	264	794	54	273	720	10.1
'57-'58	Detroit	72	796	278	366	247	954	52	311	803	11.2
'58-'59	Detroit	72	904	318	452	297	958	64	332	933	13.0
'59-'60	Detroit	66	871	314	508	376	883	80	310	1004	15.2

(Playoff Records)


Year	Team	GP	FGA	FGM	FTA	FTM	RB	A	PF	TP	Ave.
'56-'57	Minn.	5	57	24	27	20	74	5	26	68	13.6
'57-'58	Detroit	7	101	37	56	37	97	4	38	111	15.9
'58-'59	Detroit	3	30	15	17	13	40	3	15	43	14.3
'59-'60	Detroit	2	31	16	22	16	33	2	9	48	24.0

'Stilt' Torrid Against Pistons

Wilt Chamberlain scored 328 of his record-setting 2707 points in 1959-60 against the Detroit Pistons in eight games for a 41.0 average. He also turned in the highest one-game individual tally by a Piston opponent with 58 in this January 25 meeting in Bethlehem, Pa.

Piston Profiles

BOB FERRY — Forward-Center, 6'8", 230



Born May 5, 1937. Lives in St. Louis, Missouri. Graduated St. Louis University. Starting second season in NBA. Drafted by St. Louis in first round, 1959. Saw limited service as alternate to Hawks' front line in 1959-60, scoring 364 points in 62 games for 5.9 average. Fine rebounder with 233 as rookie. May be used as center behind Walter Dukes, though best weapon is long outside one-hander from corner. At 230, heaviest man on squad. Set numerous records for Billikens, including one-season total (567) and one-season average (21.8) in 1958-59. Outstanding shot in college with .454 career mark from floor, carried over into first pro season with .426 average. Had 32.1 average as senior at Cleveland High in St. Louis to gain prep All America honors and won All America berths in college as junior and senior. Married. Nickname: "Big Flipper."

Ferry's N.B.A. Career Records

Year	Team	GP	FGA	FGM	FTA	FTM	RB	A	PF	TP	Ave.
'59-'60	St.Louis	62	338	144	119	76	233	40	132	364	5.9

(Playoff Records)


Year	Team	GP	FGA	FGM	FTA	FTM	RB	A	PF	TP	Ave.
'59-'60	St.Louis	11	19	10	7	4	15	0	10	24	2.2

Golf Is Favorite Off-Season Sport

Several members of the Detroit Pistons keep in condition in the off-season by playing golf. Chuck Noble and Gene Shue are regarded as the "unofficial" champions of the club and shooting consistently in the low 70s. Rookies Ron Johnson and Jackie Moreland started taking the sport more seriously last summer and showed rapid improvement. Even Coach Dick McGuire was afflicted by the "bug," but he refuses to tell his score.

Piston Profiles

BAILEY HOWELL — Forward, 6'7", 215



Born January 20, 1937. Lives in Starkville, Mississippi. Graduated Mississippi State University, 1959. Starting second season in NBA. Drafted by Detroit in first round, 1959. Finest rookie in Pistons history, scoring 1,332 points in 72 games as freshman for 17.8 average and grabbing 790 rebounds. Outstanding shooter with .456 field goal average, seventh-best in NBA. Best single game was 33-pointer vs. St. Louis on Dec. 16. One of finest players in Southern history, broke all Southeastern Conference scoring records set by Bob Pettit of ISU and the Hawks. Had three-year totals of 647, 695 and 688 for 2,030 career total. Three-year rebounding marks were 492, 406 and 379 for 1,277. Unanimous All America in 1958 and '59 and three-time MVP in SEC. Had 27.5 average as senior to rank fourth nationally. Holds Tennessee state high school record with 1,187 points in one season at Middleton High. Married. Nicknames: "Elwood," "Big B."

Howell's N.B.A. Career Records

Year	Team	GP	FGA	FGM	FTA	FTM	RB	A	PF	TP	Ave.
'59-'60	Detroit	75	1119	510	422	312	790	63	282	1332	17.8

(Playoff Records)


Year	Team	GP	FGA	FGM	FTA	FTM	RB	A	PF	TP	Ave.
'59-'60	Detroit	2	41	14	8	6	17	3	8	34	17.0

PISTONS RECORD OF 15 OR MORE ASSISTS IN ONE GAME

PLAYER	OPPONENTS	SITE	DATE	NO.
Andy Phillip	Fort Wayne vs. Minneapolis	Fort Wayne	11/27/54	19
Andy Phillip	Fort Wayne vs. New York	New York	11/20/55	19
Dick McGuire	Detroit vs. Minneapolis	Detroit	2/15/58	18
Dick McGuire	Detroit vs. New York	Detroit	12/13/59	16
Dick McGuire	Detroit vs. Philadelphia	Philadelphia	1/16/58	15
Dick McGuire	Detroit vs. St. Louis	St. Louis	1/18/58	15
Dick McGuire	Detroit vs. Cincinnati	Detroit	3/1/59	15

Piston Profiles

WILLIE JONES — Guard, 6'3", 185



Born June 29, 1937. Lives in Chicago, Illinois. Graduated Northwestern University, 1960. Rookie. Drafted by Detroit in fifth round, 1960. Rated best all-around performer in Wildcat history, alternating between guard, forward and center as senior. Had 17.4 scoring average even though carrying bulk of defensive chores of 'Cats. Named Most Valuable Player twice at Northwestern, earned several All-America mentions. Rated fine ball-handler and shooter, but may get nod because of defensive ability. Good driver, but developing outside shot. Fine rebounder for size. Tabbed as "take-charge" player. Single. Nickname: "The Bird."

PISTONS HAVE WON SIX PRO CROWNS

Since making their bow on the professional basketball scene in 1941-42, the Pistons have vied in three different leagues.

They started in the National Basketball League, switched for one season to the Basketball Association of America in 1948-49 and then moved into the present National Basketball Association when it was formed in 1949-50.

Over the two-decade stretch the Pistons have missed the playoffs only once—the "miss" coming in their lone campaign in the BAA.

Piston teams topped the NBL for three straight years beginning with 1942-43. They also grabbed the NBL's Eastern Division title in '45-'46 when the league was split into two sections. During the same period, the Pistons captured three world tournaments in Chicago.

In the NBA, the Pistons hauled off Western Division crowns in 1954-55 and 1955-56. Each time they went on to the playoff finals before bowing to Syracuse ('54-'55) and Philadelphia ('55-'56).

The Pistons moved to Detroit from Fort Wayne at the start of the 1957-58 season. Prior to this season, while representing Detroit, the Pistons have finished second, third and second in the Western Division.

The team has undergone wholesale personnel changes in its four seasons in the Motor City. This year's roster contains five new faces — Don Ohl, George Lee, Jackie Moreland, Bob Ferry and Willie Jones. Only Ferry has had previous NBA experience, a single season's play with St. Louis.

Bailey Howell, the Pistons' top scoring forward, also is a pro sophomore.

The youth movement bodes well for the future of the Pistons.

Piston Profiles

GEORGE LEE — Guard, 6'3", 195



Born November 23, 1936. Lives in Highland Park, Michigan. Graduated University of Michigan, 1959. Rookie. Drafted by Detroit in 1959 in fourth round (fifth choice). Played last year with Denver Truckers. Played forward-guard with U-M with 17.0 average in 22 games. Motor-City Tourney All-Star team, 1958. One of greatest basketball players in Michigan basketball history from Highland Park High. Rough under boards for size. Single. Nickname: "Big George."

RECORD OF PISTONS SCORING 15 OR MORE FREE THROWS IN ONE GAME


PLAYER	OPPONENTS	SITE	DATE	FTA	FTM
George Yardley	Detroit vs. St. Louis	St. Louis	12/26/57	24	20
Walt Dukes	Detroit vs. Los Angeles	Los Angeles	11/19/60	24	20
Larry Foust	Ft. Wayne vs. Mpls.	Fort Wayne	12/18/55	22	19
George Yardley	Ft. Wayne vs. Mpls.	Minneapolis	1/31/57	21	18
George Yardley	Detroit vs. Cincinnati	Cincinnati	11/3/57	24	17
Gene Shue	Detroit vs. Boston	Detroit	11/9/58	21	17
George Yardley	Detroit vs. Boston	Boston	1/15/58	19	17
George Yardley	Ft. Wayne vs. Phila.	Syracuse	11/25/56	18	16
George Yardley	Detroit vs. Syracuse	Detroit	2/4/58	16	16
George Yardley	Detroit vs. Syracuse	Detroit	2/18/58	19	16
George Yardley	Ft. Wayne vs. Mpls.	Fort Wayne	1/3/57	18	15
George Yardley	Detroit vs. Mpls.	Detroit	11/15/57	16	15
Harry Gallatin	Detroit vs. Boston	Detroit	12/3/57	17	15
George Yardley	Detroit vs. Mpls.	Detroit	12/25/57	20	15
Walt Dukes	Detroit vs. Mpls.	Detroit	3/6/59	21	15
Walt Dukes	Detroit vs. Syr.	Rochester, N.Y.	1/8/60	16	15

Arizin Set New League FT Mark

Paul Arizin established a new NBA record for free throw accuracy in a single game against the Pistons at Olympia on December 14, 1960, when he sank all 17 of his attempts. The one-game record at Olympia is 19 (in 21 tries) by Boston's Frank Ramsey.

Piston Profiles

SHELLIE McMILLON — Forward, 6'5", 210



Born March 11, 1936. Lives in Chicago, Illinois. Graduated Bradley University, 1958. Starting third season in NBA. Drafted by Detroit in sixth round, 1958. Had best season as pro in 1959-60 with strong finish earning him role as starter. Scored 666 points for an 8.9 average, mostly on jump shots and tip-ins. Strong rebounder for size with 431 as sophomore. Had .426 field goal average, third best on team. Led Bradley to NIT championship in 1957, scoring three points in final three seconds to nip Memphis State, 84-83. Named to All America squads as senior and was Bradley's MVP. Set school record for one-game scoring with 42 vs. University of Detroit in 1957-58. Married. Nickname: "Shellie Mac," "Crusher."

McMillon's N.B.A. Career Records

Year	Team	GP	FGA	FGM	FTA	FTM	RB	A	PF	TP	Avg.
'58-'59	Detroit	48	289	127	104	55	235	26	110	309	6.4
'59-'60	Detroit	75	627	267	199	132	431	49	198	666	8.9

(Playoff Records)

Year	Team	GP	FGA	FGM	FTA	FTM	RB	A	PF	TP	Avg.
'58-'59	Detroit	3	23	7	6	5	14	0	16	19	6.3
'59-'60	Detroit	2	21	8	5	4	16	2	5	20	10.0

Howell Was Club's Finest Rookie

Forward Bailey Howell of the Detroit Pistons set numerous rookie records for the club in his first National Basketball Association campaign in 1959-60, foremost of which were for most total points scored (1,332), best scoring average (17.8) and most rebounds (790). Bailey generally was acclaimed as the No. 2 rookie in the league behind phenomenal Wilt Chamberlain of Philadelphia.

Piston Profiles

JACKIE MORELAND — Forward, 6'7", 215



Born March 11, 1938. Lives in Ruston, Louisiana. Attended Louisiana Tech University. Rookie. Drafted by Detroit in first round 1960. By-passed final college season to turn pro. Outstanding prospect. Holds national high school scoring championship with 5,030 points in 3½ varsity seasons at Minden, La., High. Most sought after prep in history. First enrolled at North Carolina State, then switched to LTU. Named to small college All-America team in 1959 and '60. Three-time scoring champion in Gulf States Conference. Had 24.1 average in 1957-58 on 602 points to rank among small college leaders, posted 21.1 mark next season and 18.1 in 1959-60, missing five games with leg injury. Played for NAIA All Star team that upset NCAA champion Ohio State in Olympic trials at Denver, 76-69. Was named MVP in Southern AAU tournament in 1959 with Bailey Howell as chief rival for honor. Plans to complete education at local schools. Primarily left-hand shooter, hook or jump. Married. Nickname: "Jackreee."

MISCELLANEOUS PISTONS RECORDS — 1941 - 1960

Best Overall Percentage—.833 in 1944-45 (Win 25, Lose 5).
Worst Overall Percentage—.367 in 1948-49 (Win 22, Lose 38).
Best Home Percentage—1.000 in 1944-45 (Win 15, Lose 0).
Best Road Percentage—.833 in 1943-44 (Win 10, Lose 2).
Worst Home Percentage—.433 in 1958-59 (Win 13, Lose 17)
Worst Road Percentage—.156 in 1950-51 (Win 5, Lose 27).
Most Home Wins—28 in 1948-49 (six losses). Least Home Losses—0 in 1944-45 (15 wins).
Most Road Wins—14 in 1947-48 (16 losses). Least Road Losses—2 in 1943-44 (10 wins).
Most Overall Wins—43 in 1954-55 (29 losses). Least Overall Losses—4 in 1943-44 (18 wins).
Least Home Wins—8 in 1941-42 (3 losses). Longest winning streak—14 in 1944-45.
Least Road Wins—4 in 1941-42 (6 losses). *Longest home winning streak—25 in 1943-45
Least Overall Wins—15 in 1941-42 (9 losses). †Longest road winning streak—9 in 1943-44
Most Home Losses—17 in 1958-59 (13 wins) Longest losing streak—9 in 1958-59
Most Road Losses—27 in 1950-51 (5 wins). Longest home losing streak—5 in 1958-59
Most Overall Losses—45 in 1959-60 (30 wins). †Longest road losing streak—16 in 1950-51


*Includes last six games of 1943-44 season and all 19 home games in 1944-45 season.

†Includes all neutral court games.

Other notable winning streaks include 20 straight at home in 1947-48; 12 in a row in 1945-46, 1949-50 and 1942-43; 11 straight at home in 1950-51; 11 straight overall in 1945-46; 9 straight overall in 1946-47 and 8 straight at home in 1946-47; and two 6-game losing streaks in 1948-49 and 1956-57.

Piston Profiles

CHUCK NOBLE — Guard, 6'4", 195



Born in July 24, 1932. Lives in Fort Wayne, Indiana. Graduated University of Louisville. Starting sixth season in NBA. Drafted by Philadelphia in fourth round, 1954. Passed up first year in NBA to play with hometown Akron Goodyears in NIBL. Purchased by Pistons from Philadelphia in 1955. Rated most improved player in NBA last season, but three broken ribs in February sidelined him for last nine games. Had fine 11.2 average in 58 games, took over as No. 1 playmaker on team late in season after McGuire was named coach and finished with 265 assists. Numerous injuries have curtailed effectiveness but rates as one of game's fiercest competitors. Possesses longest jump shot in NBA. Married, two children. Nicknames: "Chucker," "Flash."

Noble's N.B.A. Career Records

Year	Team	GP	FGA	FGM	FTA	FTM	RB	A	PF	TP	Avg.
'55-'56	Ft. Wyne	72	767	270	195	146	261	282	253	685	9.5
'56-'57	Ft. Wyne	54	556	200	102	76	135	180	161	476	8.8
'57-'58	Detroit	61	601	199	77	56	140	153	166	454	7.4
'58-'59	Detroit	65	560	189	113	83	115	114	127	461	7.1
'59-'60	Detroit	58	774	276	138	101	201	265	172	653	11.2

(Playoff Records)

Year	Team	GP	FGA	FGM	FTA	FTM	RB	A	PF	TP	Avg.
'55-'56	Ft. Wyne	10	92	29	17	16	30	41	30	74	7.4
'56-'57	Ft. Wyne	2	26	10	2	1	3	4	5	21	10.5
'57-'58	Detroit	7	38	8	8	4	13	6	9	20	2.9
'58-'59	Detroit	3	17	5	2	2	0	1	3	12	4.0
'59-'60	Detroit	2	26	7	0	0	9	13	6	14	7.0

Ex-Players Take Over As Coaches

Ex-Pistons Harry Gallatin (Southern Illinois U.), Fred Schaus (Los Angeles Lakers), Red Rocha (Oregon State) and Dick McGuire (Pistons) are among NBA alumni now in the basketball coaching ranks.

Piston Profiles

DON OHL — Guard, 6'3", 190



Born April 18, 1936. Lives in Edwardsville, Illinois. Graduated from University of Illinois, 1958. Rookie. Drafted by Philadelphia in fifth round, 1958. By-passed NBA career to spend two seasons with Peoria Cats of the NIBL. Carried 15.4 average last season. Rated strong playmaker and has good outside shot, both jumper and set. Has three-year total 921 points and 13.9 average at Illinois and ranked fourth in conference as junior and third as senior, latter with 21.1 average. Named All Big Ten in 1957 and '58 and to All America in '58. Also MVP at Illinois as junior and senior. Played for Illinois team that snapped San Francisco U.'s 60-game winning streak (over three seasons) in 1956-57. Married. Nick-name: "Ol' Don."

RECORD OF PISTONS SCORING 40 OR MORE POINTS IN ONE GAME


PLAYER	OPPONENTS	SITE	DATE	FG	FT	TP
George Yardley	Detroit vs. Syracuse	Detroit	2/4/58	18	16	52
George Yardley	Detroit vs. Boston	Boston	1/15/58	17	19	51
George Yardley	Detroit vs. Mpls.	Minneapolis	3/6/58	19	11	49
George Yardley	Detroit vs. St. Louis	St. Louis	12/26/57	14	20	48
George Yardley	Detroit vs. Syracuse	Detroit	2/18/58	16	16	48
Gene Shue	Detroit vs. Boston	Detroit	11/9/58	14	17	45
George Yardley	Detroit vs. Mpls.	St. Paul	1/23/58	15	14	44
George Yardley	Detroit vs. St. Louis	New York	2/25/58	18	8	44
George Yardley	Detroit vs. Mpls.	Minneapolis	2/19/58	17	9	43
Gene Shue	Detroit vs. Cinn.	New York	11/24/59	16	11	43
Bailey Howell	Detroit vs. Los Angeles	Detroit	11/25/60	12	19	43
George Yardley	Detroit vs. Phila.	Detroit	10/26/57	15	11	41
George Yardley	Detroit vs. Mpls.	Philadelphia	2/27/58	17	7	41
George Yardley	Ft. Wayne vs. Mpls.	Minneapolis	1/31/57	11	18	40

Where To Find Them On the Road

The following are hotels used by the Pistons for out-of-town games in other NBA cities: Madison (Boston), Sheraton Gibson (Cincinnati), Hollywood Roosevelt (Los Angeles), Paramount (New York), Sheraton (Philadelphia), Sheraton Jefferson (St. Louis) and Onondaga (Syracuse).

Piston Profiles

GENE SHUE — Guard, 6'2", 175



Born December 18, 1931. Lives in Lutherville, Maryland. Graduated University of Maryland, 1954. Starting seventh season in NBA. Drafted by Philadelphia in 1954, played briefly with Warriors and then sold to New York. Acquired by Pistons in 1956 for first round choice following spring. Highest-scoring guard in NBA history in 1959-60 with 1,712 total points for 22.8 average. Tied Philadelphia's Wilt Chamberlain for record total minutes played, 3,338. Finished sixth in total points and second in free throw percentage with .872. Named to NBA All League team for first time. Starter for Western Division past two years in East-West All Star Game. One of game's best jump shooters and dribblers. Had 409 rebounds, third best among NBA backcourt men. Had 43-point game vs. Cincinnati last season and 45 pointer vs. Boston in 1958-59. Played 11 complete games, including one double-overtime and two other single overtime tilts. Ranks as one of the great defensive guards of all time. Hopes to improve playmaking ability this season as well as outside set shot. Married, two children. Nickname: "Geno."

Shue's N.B.A. Career Records

Year	Team	GP	FGA	FGM	FTA	FTM	RB	A	PF	TP	Avg.
'54-'55	N.Y.	62	289	100	78	59	154	89	64	259	4.2
'55-'56	N.Y.	72	625	240	237	181	212	179	111	661	9.2
'56-'57	Ft. Wyne	72	710	273	316	241	421	238	137	787	10.9
'57-'58	Detroit	63	919	353	327	276	333	172	150	982	15.6
'58-'59	Detroit	72	1197	464	421	337	335	231	129	1265	17.6
'59-'60	Detroit	75	1501	620	541	472	409	295	146	1712	22.8

(Playoff Records)

Year	Team	GP	FGA	FGM	FTA	FTM	RB	A	PF	TP	Avg.
'54-'55	N.Y.	3	17	8	7	6	12	4	5	22	7.3
'56-'57	Ft. Wyne	2	27	14	4	4	7	8	3	32	16.0
'57-'58	Detroit	7	123	45	43	40	46	33	15	130	18.6
'58-'59	Detroit	3	60	28	33	27	14	10	7	83	27.7
'59-'60	Detroit	2	38	15	20	18	12	6	5	48	24.0

Detroit Pistons 1959-60 Results

PRE-SEASON GAMES

DATE	SITE	OPP.	W-L	SCORE	OVER-ALL	HOME	ROAD	NEUT.	VS. WEST	VS. EAST
9/30	Gr. Rpds.	Cin.	W	91- 89	1-0			1-0	1-0	
10/ 3	Lansing	Cin.	L	86-100	1-1			1-1	1-1	
10/ 8	Climbus.	Cin.	L	90-118	1-2			1-2	1-2	
10/10	Toledo	Cin.	L	99-110	1-3			1-3	1-3	
10/12	Bngham.	Cin.	W	110-103	2-3			2-3	2-3	
10/14	Mpls.	Mpls.	L	94-100	2-4		0-1		2-4	
10/21	Pontiac	Mpls.	W	101- 98	3-4			3-3	3-4	
10/22	Gr. Pte.	Mpls.	L	101-120	3-5			3-4	3-5	

REGULAR SEASON GAMES

10/18	Mpls.	Mpls.-TV	W	106-105	1-0		1-0		1-0	
10/24	Cin.	Cin.-TV	L	103-108	1-1		1-1		1-1	
10/28	Det.	Syr.	W	117-102	2-1	1-0				1-0
10/31	Phil.	Phil.	L	112-120	2-2		1-2			1-1
11/ 4	Det.	N.Y.	L	101-107	2-3	1-1				1-2
11/ 6	Mpls.	Mpls.	W	118-113**	3-3		2-2		2-1	
11/ 7	Det.	Mpls.	L	111-113*	3-4	1-2			2-2	
11/ 8	Syr.	Syr.	L	107-118	3-5		2-3			1-3
11/10	St. L.	Bost.	L	109-128	3-6			0-1		1-4
11/11	Det.-UD	Phil.	L	105-119	3-7	1-3				1-5
11/12	N.Y.	Mpls.	W	107- 93	4-7			1-1	3-2	
11/14	Det.-UD	Cin.	W	111-103	5-7	2-3			4-2	
11/15	N.Y.	N.Y.-TV	W	103- 94	6-7		3-3			2-5
11/17	Det.-UD	Bost.	L	129-132**	6-8	2-4				2-6
11/18	Indpls.	Cin.	W	110- 93	7-8		4-3		5-2	
11/20	Mpls.	Mpls.	L	85-105	7-9		4-4		5-3	
11/21	St. L.	St. L.	W	109-107	8-9		5-4		6-3	
11/22	Det.-UD	N.Y.	W	115-104	9-9	3-4				3-6
11/24	N.Y.	Cin.	W	104- 91	10-9			2-1	7-3	
11/25	Det.	St. L.	L	97-104	10-10	3-5			7-4	
11/28	Bost.	Bost.-TV	L	110-136	10-11		5-5			3-7
12/ 4	Det.	Mpls.	W	120-101	11-11	4-5			8-4	
12/ 5	N.Y.	N.Y.	L	108-124	11-12		5-6			3-8
12/ 6	Phil.	Phil.	L	116-118	11-13		5-7			3-9
12/ 9	Bost.	Cin.	L	119-129	11-14			2-2	8-5	
12/10	Phil.	St. L.	L	111-129	11-15			2-3	8-6	
12/13	Det.	N.Y.	W	147-129	12-15	5-5				4-9
12/16	Det.	St. L.	L	106-107	12-16	5-6			8-7	
12/19	Det.	Syr.	W	120-112	13-16	6-6				5-9
12/20	St. L.	St. L.	L	86-102	13-17		5-8		8-8	
12/22	Det.	Bost.	L	104-136	13-18	6-7				5-10
12/25	Cin.	Cin.	L	103-121	13-19		5-9		8-9	
12/26	Det.	Mpls.	L	105-108	13-20	6-8			8-10	
12/27	Mpls.	Mpls.	L	109-119	13-21		5-10		8-11	

(Dick McGuire Named Coach on December 28)

12/30	Phil	N.Y.	L	109-124	13-22			2-4		5-11
1/ 1	Det.	St. L.	W	119-107	14-22	7-8			9-11	
1/ 2	St. L.	St. L.	L	113-114	14-23		5-11		9-12	
1/ 3	Det.	Cin.	W	114-112	15-23	8-8			10-12	
1/ 5	N.Y.	N.Y.	L	110-121	15-24		5-12			5-12
1/ 7	Syr.	Phil.	L	105-120	15-25			2-5		5-13
1/ 8	Rchstr.	Syr.	L	107-118	15-26		5-13			5-14
1/ 9	Det.	Bost.	L	103-126	15-27	8-9				5-15
1/10	Syr.	Syr.	L	103-108	15-28		5-14			5-16
1/13	Ft. Wyne.	N.Y.	W	114-113	16-28		6-14			6-16
1/16	Mpls.	Mpls.	W	105- 98	17-28		7-14		11-12	
1/17	Det.	Cin.	W	115-110	18-28	9-9			12-12	
1/24	Det.	Phil.-TV	W	130-110	19-28	10-9				7-16
1/25	Bethlhm.	Phil.	L	117-127	19-29		7-15			7-17
1/26	N.Y.	Syr.	W	121-114	20-29			3-5		8-17
1/27	Det.	Syr.	L	108-144	20-30	10-10				8-18
1/29	St. L.	St. L.	L	125-130*	20-31		7-16		12-13	

Detroit Pistons 1959-60 Results

REGULAR SEASON GAMES

DATE	SITE	OPP.	W-L	SCORE	OVER-ALL	HOME	ROAD	NEUT.	VS. WEST	VS. EAST
1/30	Det.	St. L.	W	117-107	21-31	11-10			13-13	
1/31	Bost.	Bost.-TV	L	128-146	21-32		7-17			8-19
2/ 3	Det.	Cin.	W	117-105	22-32	12-10			14-13	
2/ 4	Cin.	Cin.	W	121-102	23-32		8-17		15-13	
2/ 6	Det.	Mpls.	W	116-101	24-32	13-10			16-13	
2/ 7	Mpls.	Mpls.	L	102-104	24-33		8-18		16-14	
2/ 9	Det.	Phil.	W	122-113	25-33	14-10				9-19
2/10	Prydnce.	Bost.	L	121-153	25-34		8-19			9-20
2/12	Dayton	Cin.	L	101-133	25-35		8-20		16-15	
2/13	Det.	Mpls.	L	117-123*	25-36	14-11			16-16	
2/16	Det.	St. L.	L	104-111	25-37	14-12			16-17	
2/19	Det.	Bost.	L	116-136	25-38	14-13				9-21
2/20	Cin.	Cin.-TV	L	107-110	25-39		8-21		16-18	
2/21	Syr.	Syr.-TV	L	120-122	25-40		8-22			9-22
2/24	Det.	Syr.	W	128-110	26-40	15-13				10-22
2/25	Prydnce.	Bost.	L	107-121	26-41		8-23			10-23
2/27	St. L.	St. L.	W	116-114	27-41		9-23		17-18	
2/28	Det.-UD	Phil.	L	111-113	27-42	15-14				10-24
3/ 1	St. L.	Cin.	W	108-106	28-42			4-5	18-18	
3/ 2	Det.-UD	St. L.	W	116-100	29-42	16-14			19-18	
3/ 3	Phil.	Phil.	L	101-110	29-43		9-24			10-25
3/ 6	N.Y.	N.Y.	L	112-120	29-44		9-25			10-26
3/ 8	St. L.	St. L.	L	101-122	29-45		9-26		19-19	
3/ 9	Det.-UD	Mpls.	W	117-116	30-45	17-14			20-19	

PLAYOFF GAMES

Western Division Semifinals (Best of 3)


DATE	SITE	OPP.	W-L	SCORE	OVER-ALL	HOME	ROAD	NEUT.	VS. WEST	VS. EAST
3/12	Gr. Pte.	Mpls.	L	112-113	0-1	0-1			0-1	
3/13	Mpls.	Mpls.	L	99-114	0-2		1-1		0-2	

PISTONS COMPOSITE STANDINGS — 1959-60

WESTERN DIVISION					EASTERN DIVISION				
	Home	Road	Neut.	Total		Home	Road	Neut.	Total
Cinci.	4-0	2-4	2-1	8-5	Boston	0-4	0-4	0-1	0-9
Mpls.	3-3	3-3	1-0	7-6	New York	2-1	2-3	0-1	4-5
St. Louis	3-3	2-4	0-1	5-8	Phil.	2-2	0-4	0-1	2-7
					Syracuse	3-1	0-4	1-0	4-5
TOTALS	10-6	7-11	3-2	20-19	TOTALS	7-8	2-15	1-3	10-26

ALL-TIME PISTONS WIN-LOSS RECORD — 1941 - 59

	Home	Road	Neutral	Totals	Pct.
Regular Season	319-122	166-283	55-55	540-460	.540
Playoff Games	25-11	12-34	3-0	40-45	.421
Totals	344-133	178-317	58-55	580-505	.535



ACTION IN ALL-STAR GAME PLAYED AT OLYMPIA IN 1959

PISTONS BOARD OF DIRECTORS



FRED BUESSER, JR.
Attorney



LOUIS CONROY
Mich. Bell Telephone Co.



E. DAWSON FISHER
J. L. Hudson Company



HERMAN FISHMAN
Fishman Insurance Agency



C. OLAF TALLA
Kroger Company



L. IRVING WOOLSON
Chrysler Corporation

Stan Kenworthy — Miles and Miles of Tape

Like President Fred Zollner, who is the dean of NBA owners, Stan Kenworthy stands at the top of the longevity list for professional basketball trainers.

This is the 13th season for Stan, all spent with the Pistons, and while he has never kept a complete record, it's estimated he has used enough tape and gauze since 1947-48 to extend about halfway across the country.

A native of Fort Wayne, Indiana, Stan served as trainer for both Pisto teams . . . basketball and softball . . . until a few seasons ago when the latter became so dominant in the sport few challengers were left to play and the team was disbanded.

In addition to his duties as trainer, and in this field he rates as one of the world's best, Stan doubles as road secretary and major domo of the equipment room. He is a veteran of thousands of miles of air travel aboard the Pistons' own DC-3.

Stan's favorite sports . . . next to basketball, are golf and fishing. He has one son, Steve, 16, who "looks like an excellent basketball prospect."

PISTONS' LEADING SCORERS — 1941 - 1960

			G	FG	FT	PTS.	AVG.
N.B.L.	1941-42	Bob McDermott	21	115	47	277	13.1
N.B.L.	1942-43	Bob McDermott	23	130	54	314	13.7
N.B.L.	1943-44	Bob McDermott	22	123	60	306	13.9
N.B.L.	1944-45	Bob McDermott	30	257	87	601	20.3
N.B.L.	1945-46	Bob McDermott	34	184	90	458	13.4
N.B.L.	1946-47	Chick Reiser	44	154	104	412	9.4
N.B.L.	1947-48	John Pelkington	54	174	157	505	9.4
B.A.A.	1948-49*	Charley Black	58	203	140	567	9.8
N.B.A.	1949-50	Fred Schaus	68	351	270	972	14.3
N.B.A.	1950-51	Larry Foust	68	327	261	915	13.5
N.B.A.	1951-52	Frank Brian	66	342	367	1051	15.9
N.B.A.	1952-53	Larry Foust	67	311	336	958	14.3
N.B.A.	1953-54	Larry Foust	72	376	338	1090	15.1
N.B.A.	1954-55	Larry Foust	70	398	393	1189	17.0
N.B.A.	1955-56	George Yardley	71	434	365	1233	17.3
N.B.A.	1956-57	George Yardley	72	522	503	1547	21.5
N.B.A.	1957-58	George Yardley	72	673	655	2001	27.8
N.B.A.	1958-59	Gene Shue	72	464	337	1265	17.6
N.B.A.	1959-60	Gene Shue	72	620	472	1712	22.8

(Playoff Games Not Included)

* Bruce Hale was top average scorer for Pistons in 1948-49 with 546 pts. in 52 games for 10.5.

MAJOR FREE THROW RECORDS AT OLYMPIA

INDIVIDUAL ONE GAME

Best FT%	1.000	by George Yardley, Detroit (16 of 16) vs. Syr.	2-4-58
	1.000	by Dick Schnittker, Mpls. (12 of 12) vs. Detroit	11-15-57
	1.000	by Dolph Schayes, Syr. (12 of 12) vs. Det.	12-28-57
Consecutive FTM	17	by Paul Arizin, Phila. vs. Det. (17 attempts)	12-14-60
	16	by George Yardley, Detroit. vs. Syr. (16 attempts)	2-4-58
	14	by Frank Ramsey, Boston vs. Det. (21 attempts)	12-3-57
Most FTM, Half	12	by Paul Arizin, Phila. vs. Det. (12 attempts)	12-14-60
	11	by Dick Schnittker, Mpls. vs. Detroit (11 attempts)	11-15-57

TEAM ONE GAME

Consecutive FTM	22	by Minneapolis vs. Cincinnati	12-27-57
	18	by Boston vs. Detroit	12-3-57

INDIVIDUAL FULL SEASON

Consecutive FTM	37	by Gene Shue, Det. in 6 games	12-10-60 to 1-1-61
	31	by Geo. Yardley, Det., in 4 games—	12-3-57 to 12-15-57
	31	by Dolph Schayes, Syr., in 4 games—	12-10-57 to 2-8-58
	25	by Harry Gallatin, Det., in 5 games—	12-3-57 to 12-21-57
	24	by Dick Schnittker, Mpls., 3 games—	11-15-57 to 11-27-57

OLYMPIA STADIUM RECORDS

PLAYER

FULL GAME

Most points	55 by Elgin Baylor, Minneapolis vs. Cincinnati	2-25-59
	52 by George Yardley, Detroit vs. Syracuse	2- 4-58
Most FGA	40 by Elgin Baylor, Los Angeles vs. Detroit	*11-25-60
Most FGM	22 by Elgin Baylor, Minneapolis vs. Cincinnati	2-25-59
Most consec. FGM	12 by George Yardley, Detroit vs. Syracuse	2-18-58
	12 by Kenny Sears, New York vs. Detroit	11- 2-58
Most FTA	25 by Wilt Chamberlain, Philadelphia vs. Detroit	1-23-60
Most FTM	19 by Frank Ramsey, Boston vs. Detroit	12- 3-57
	19 by Bailey Howell, Detroit vs. Los Angeles	*11-25-60
Most consec. FTM	17 by Paul Arizin, Philadelphia vs. Detroit (17 tries)	12-14-60
	16 by George Yardley, Detroit vs. Syracuse (16 tries)	2- 4-58
Most rebounds	32 by Walter Dukes, Detroit vs. New York	12-13-59
Most assists	18 by Dick McGuire, Detroit vs. Minneapolis	2-15-58
Most personals	6 by several players	

ONE HALF

Most points	36 by Elgin Baylor, Minneapolis vs. Cincinnati	2-25-59
	34 by George Yardley, Detroit vs. Syracuse	2-18-58
Most FGA	27 by Elgin Baylor, Minneapolis vs. Cincinnati	2-25-59
Most FGM	14 by Elgin Baylor, Minneapolis vs. Cincinnati	2-25-59
Most consec. FGM	11 by Gene Shue, Detroit vs. Syracuse	2-24-60
Most FTA	17 by George Yardley, Detroit vs. Minneapolis	12-25-57
	17 by Wilt Chamberlain, Philadelphia vs. Detroit	1-23-60
Most FTM	13 by Bob Pettit, St. Louis vs. Minneapolis	*1-17-58
	13 by Kenny Sears, New York vs. Detroit	11- 7-58
Most rebounds	21 by Bailey Howell, Detroit vs. Los Angeles	*11-25-60
Most assists	10 by Dick McGuire, Detroit vs. Philadelphia	1-27-58
	10 by Dick McGuire, Detroit vs. Minneapolis	2-15-58
	10 by Dick McGuire, Detroit vs. New York	12- 5-58
	10 by Dick McGuire, Detroit vs. New York	12-13-59
Most personals	6 by several players	

ONE QUARTER

Most points	23 by George Yardley, Detroit vs. Syracuse (3Q)	2-18-58
Most FGA	15 by George Yardley, Detroit vs. New York (4Q)	1- 3-59
Most FGM	9 by George Yardley, Detroit vs. Syracuse (3Q)	2-18-58
Most FTA	15 by George Yardley, Detroit vs. Minneapolis (3Q)	12-25-57
Most FTM	11 by Dick Schnittker, Minneapolis vs. Cincinnati (4Q)	11-27-57
	11 by Frank Ramsey, Boston vs. Detroit (3Q)	12- 3-57
Most rebounds	14 by John Richter, Boston vs. Detroit (4Q)	12-22-59
	11 by Harry Gallatin, Detroit vs. Syracuse (1Q)	1- 8-58
	11 by Bailey Howell, Detroit vs. Los Angeles (1Q)	*11-25-60
Most assists	9 by Dick McGuire, Detroit vs. Philadelphia (1Q)	1-27-58
Most personals	5 by several players	

ONE TEAM

FULL GAME

Most points	147 by Detroit vs. New York	12-13-59
Most FGA	131 by New York vs. Detroit	1-22-58
Most FGM	59 by Detroit vs. New York	12-13-59
Most FTA	59 by New York vs. St. Louis	10-23-57
	58 by Boston vs. Detroit	*2-20-59
Most FTM	50 by Minneapolis vs. Cincinnati	11-27-57
	45 by Boston vs. Detroit	*2-20-59
Most rebounds	105 by Detroit vs. St. Louis,	12- 7-60
Most assists	36 by St. Louis vs. Philadelphia	12-16-60
Most personals	38 by St. Louis vs. New York	10-23-57
	37 by Detroit vs. Boston	*2-20-59
Most disqualifications	2 by several teams	

OLYMPIA STADIUM RECORDS

ONE HALF

Most points	83 by Detroit vs. Minneapolis	1-11-58
Most FGA	77 by New York vs. Detroit	1-22-58
Most FGM	35 by Detroit vs. Cincinnati	12-26-58
Most FTA	38 by New York vs. St. Louis	10-23-57
	35 by Detroit vs. Cincinnati	10-31-58
	35 by Detroit vs. New York	11- 7-58
	35 by Boston vs. Detroit	*2-20-59
Most FTM	31 by Minneapolis vs. Cincinnati	11-27-57
	28 by Boston vs. Detroit	*2-20-59
Most rebounds	60 by New York vs. Detroit	1-22-58
Most assists	21 by Cincinnati vs. Boston	1- 1-60
	19 by Detroit vs. Minneapolis	1-11-58
Most personals	25 by St. Louis vs. New York	10-32-57
	24 by Boston vs. Detroit	12- 3-57
Most disqualifications	2 by several teams	

ONE QUARTER

Most points	47 by Detroit vs. Minneapolis (3Q)	1-11-58
Most FGA	41 by New York vs. Detroit (2Q)	1-22-58
Most FGM	19 by Detroit vs. Minneapolis (3Q)	1-11-58
	19 by New York vs. Minneapolis (4Q)	2-20-59
Most FTA	29 by St. Louis vs. Syracuse (4Q)	12-21-57
Most FTM	24 by St. Louis vs. Syracuse (4Q)	12-21-57
	17 by Minneapolis vs. Detroit (2Q)	12-25-57
	17 by Boston vs. Detroit (3Q)	11- 9-58
	17 by Boston vs. Detroit (4Q)	*2-20-59
Most rebounds	38 by St. Louis vs. St. Louis (2Q)	12- 7-60
Most assists	13 by Detroit vs. Minneapolis (4Q)	2- 6-60
Most personals	13 by St. Louis vs. New York	10-23-57
	13 by Minneapolis vs. Detroit (3Q)	12-25-57
	13 by St. Louis vs. Detroit (3Q)	11- 2-60
	13 by Philadelphia vs. Detroit (2Q)	12-14-60

TWO TEAMS

FULL GAME

Most points	282 (St. Louis 146, Syracuse 136)	12-21-57
	276 (Detroit 147, New York 129)	12-13-59
Most FGA	238 (Boston 123, Cincinnati 115)	1- 1-60
	236 (New York 131, Detroit 105)	1-22-58
Most FGM	112 (Detroit 59, New York 53)	12-13-59
Most FTA	109 (New York 59, St. Louis 50)	10-23-57
	109 (Minneapolis 55, Detroit 54)	11-27-57
Most FTM	81 (Minneapolis 50, Cincinnati 31)	11-27-57
	81 (Boston 43, Detroit 38)	11- 9-58
	81 (Boston 45, Detroit 36)	*2-20-59
Most rebounds	180 (Detroit 105, St. Louis 75)	12- 7-60
Most assists	61 (St. Louis 36, Philadelphia 25)	12-16-60
Most personals	70 (St. Louis 38, New York 32)	10-23-57
	68 (Minneapolis 36, Detroit 32)	2- 8-59

ONE HALF

Most points	149 (Detroit 82, New York 67)	12-13-59
Most FGA	133 (New York 77, Detroit 56)	1-22-58
Most FGM	60 (Detroit 32, New York 28)	12-13-59
Most FTA	66 (New York 38, St. Louis 28)	10-23-57
	63 (Detroit 35, Minneapolis 28)	11- 7-58
Most FTM	48 (Detroit 25, Philadelphia 23)	12-14-60
Most rebounds	97 (Detroit 59, St. Louis 38)	12- 7-60
Most assists	35 (Cincinnati 18, St. Louis 17)	2-24-60
Most personals	43 (Boston 24, Detroit 19)	12- 3-57

OLYMPIA STADIUM RECORDS

ONE QUARTER

Most points	83 (St. Louis 43, New York 40) 4Q	12-17-58
	81 (Detroit 41, New York 40) 4Q	12-13-59
Most FGA	71 (New York 39, Los Angeles 32) 4Q	12- 2-60
	35 (Detroit 18, New York 17) 4Q	12-13-59
Most FGM	39 (St. Louis 20, New York 19) 4Q	10-23-57
Most FTA	39 (Detroit 24, Boston 15) 3Q	12- 3-57
Most FTM	33 (Detroit 21, Philadelphia 12) 2Q	12-14-60
Most rebounds	57 (Detroit 38, St. Louis 19) 2Q	12- 7-60
	22 (Cincinnati 11, St. Louis 11) 3Q	2-24-60
Most assists	23 (St. Louis 12, New York 11) 4Q	10-23-57
Most personals	23 (St. Louis 12, Detroit 11) 4Q	1-14-59

UNIVERSITY OF DETROIT FIELDHOUSE RECORDS

PLAYER

FULL GAME

Most points	41 by Wilt Chamberlain, Philadelphia vs. Detroit	11-11-58
	41 by Wilt Chamberlain, Philadelphia vs. Detroit	11-16-60
Most FGA	36 by Jack Twyman, Cincinnati vs. Detroit	11-14-59
Most FGM	18 by Wilt Chamberlain, Philadelphia vs. Detroit	11-16-60
Most consec. FGM	7 by Shellie McMillon, Detroit vs. Minneapolis	3- 6-60
	7 by Wilt Chamberlain, Philadelphia vs. Detroit	11-16-60
Most FTA	21 by Walter Dukes, Detroit vs. Minneapolis	3- 6-59
Most FTM	15 by Walter Dukes, Detroit vs. Minneapolis	3- 6-59
	15 by Paul Arizin, Philadelphia vs. Detroit	11-16-60
Most consec. FTM	11 by Paul Arizin, Philadelphia vs. Detroit	11-16-60
Most rebounds	28 by Bill Russell, Boston vs. Detroit	**11-17-59
Most assists	15 by Dick McGuire, Detroit vs. Cincinnati	3- 1-59
Most personals	6 by several players	

ONE HALF

Most points	26 by Wilt Chamberlain, Philadelphia vs. Detroit	11-16-60
Most FGA	20 by Jack Twyman, Cincinnati vs. Detroit	11-14-59
Most FGM	12 by Wilt Chamberlain, Philadelphia vs. Detroit	11-16-60
Most FTA	17 by Walter Dukes, Detroit vs. Minneapolis	3- 6-59
Most FTM	13 by Walter Dukes, Detroit vs. Minneapolis	3- 6-59
Most rebounds	16 by Dolph Schayes, Syracuse vs. Detroit	11-14-58
Most assists	10 by Dick McGuire, Detroit vs. Syracuse	11-14-58

ONE QUARTER

Most points	16 by Gene Shue, Detroit vs. Philadelphia (1Q)	11-11-59
	16 by Paul Arizin, Philadelphia vs. Detroit (2Q)	11-16-60
Most FGA	14 by Jack Twyman, Cincinnati vs. Detroit (1Q)	11-14-59
Most FGM	8 by Gene Shue, Detroit vs. Philadelphia (1Q)	11-11-59
Most FTA	10 by Walter Dukes, Detroit vs. Minneapolis (4Q)	3- 6-59
	10 by Paul Arizin, Philadelphia vs. Detroit (2Q)	11-16-60
Most FTM	10 by Paul Arizin, Philadelphia vs. Detroit (2Q)	11-16-60
Most rebounds	10 by Shellie McMillon, Detroit vs. Minneapolis (4Q)	3- 9-60
Most assists	6 by Dick McGuire, Detroit vs. St. Louis (2Q)	3- 4-59
Most personals	4 by several players	

UNIVERSITY OF DETROIT FIELDHOUSE RECORDS

ONE TEAM

FULL GAME

Most points	132 by Boston vs. Detroit	**11-17-59
Most FGA	144 by Detroit vs. Boston	**11-17-59
Most FGM	54 by Detroit vs. St. Louis	3- 4-59
Most FTA	52 by Detroit vs. Minneapolis	3- 6-60
Most FTM	36 by Detroit vs. Minneapolis	3- 6-59
Most rebounds	101 by Detroit vs. Boston	**11-17-59
Most assists	32 by Detroit vs. Cincinnati	3- 1-59
Most personals	32 by Detroit vs. St. Louis	3- 4-59
	32 by Detroit vs. Philadelphia	11-16-60
Most disqualifications	3 by Boston vs. Detroit	**11-17-59

ONE HALF

Most points	71 by Philadelphia vs. Detroit	11-11-59
Most FGA	72 by Philadelphia vs. Detroit	11-11-59
Most FGM	31 by Philadelphia vs. Detroit	11-11-59
Most FTA	32 by Detroit vs. Minneapolis	3- 9-60
Most FTM	22 by Detroit vs. Minneapolis	3- 6-59
	22 by Philadelphia vs. Detroit	11-16-60
	22 by Detroit vs. Minneapolis	3- 9-60
Most rebounds	49 by Detroit vs. Boston	**11-17-59
Most assists	18 by Detroit vs. Cincinnati	3- 1-59
Most personals	18 by Detroit vs. St. Louis	3- 4-59
	18 by Minneapolis vs. Detroit	3- 6-59
	18 by Minneapolis vs. Detroit	3- 9-60
Most disqualifications	2 by several teams	

ONE QUARTER

Most points	39 by Detroit vs. St. Louis (2Q)	3- 4-59
	39 by Detroit vs. New York (2Q)	11-22-59
Most FGA	38 by Detroit vs. New York (2Q)	11-22-59
	38 by Philadelphia vs. Detroit (3Q)	2-28-60
	38 by Detroit vs. Philadelphia (3Q)	11-16-60
Most FTA	20 by Philadelphia vs. Detroit (2Q)	11-16-60
Most FTM	18 by Philadelphia vs. Detroit (3Q)	11-16-60
Most rebounds	27 by Detroit vs. Boston (3Q)	**11-17-59
	27 by Detroit vs. New York (4Q)	11-22-59
Most assists	11 by Detroit vs. Cincinnati (1Q)	3- 1-59
Most personals	12 by Detroit vs. Philadelphia (2Q)	11-16-60
Most disqualifications	2 by several teams	

TWO TEAMS

FULL GAME

Most points	261 (Boston 132, Detroit 129)	**11-17-59
Most FGA	257 (Detroit 144, Boston 113)	**11-17-59
Most FGM	99 (Boston 51, Detroit 48)	**11-17-59
Most FTA	90 (Detroit 52, Minneapolis 38)	3- 9-60
Most FTM	63 (Detroit 33, Boston 30)	**11-17-59
Most rebounds	181 (Detroit 101, Boston 80)	**11-17-59
Most assists	57 (Detroit 32, Cincinnati 25)	3- 1-59
Most personals	67 (Detroit 34, Boston 33)	**11-17-59
Most disqualifications	5 (Boston 3, Detroit 2)	**11-17-59

UNIVERSITY OF DETROIT FIELDHOUSE RECORDS

ONE HALF

Most points	130 (Detroit 65, Boston 65)	**11-17-59
Most FGA	125 (Philadelphia 72, Detroit 53)	2-28-60
Most FGM	52 (Philadelphia 31, Detroit 21)	11-11-59
	52 (Detroit 27, Boston 25)	**11-17-59
Most FTA	56 (Detroit 32, Minneapolis 24)	3- 9-60
Most FTM	40 (Detroit 22, Minneapolis 18)	3- 9-60
Most rebounds	89 (Detroit 49, Boston 40)	**11-17-59
Most assists	30 (Detroit 18, Cincinnati 12)	3- 1-59
Most personals	28 (Detroit 17, Philadelphia 11)	11-16-60
Most disqualifications	5 (Boston 3, Detroit 2)	11-17-59

ONE QUARTER

Most points	73 (Detroit 38, Philadelphia 35) (4Q)	11-11-59
	73 (Detroit 37, Philadelphia 36) (2Q)	11-16-60
Most FGA	68 (Philadelphia 38, Detroit 30) (2Q)	2-28-60
Most FGM	31 Detroit 16, Philadelphia 15) (4Q)	11-11-59
Most FTA	34 (Detroit 17, Minneapolis 17) (4Q)	3- 9-60
Most FTM	25 (Minneapolis 13, Detroit 12) (4Q)	3- 9-60
Most rebounds	51 (Detroit 26, Cincinnati 25) (4Q)	3-15-58
Most assists	17 (Detroit 11, Cincinnati 6) (1Q)	3- 1-59
Most personals	19 (Detroit 10, St. Louis 9) (2Q)	3- 4-59
	19 (Minneapolis 11, Detroit 8) (4Q)	3- 6-59
	19 (Detroit 10, Minneapolis 9) (4Q)	3- 9-60
	19 (Detroit 12, Philadelphia 7) (2Q)	11-16-60
Most disqualifications	2 by several teams	

Lloyd Becomes New Talent-Seeker

Veteran Earl Lloyd, with nine NBA campaigns behind him, retired as an active player before the start of the 1960-61 season and immediately was signed by the Pistons to serve as scout and general assistant to head coach Dick McGuire.



The likeable 31-year-old graduate of West Virginia State, popularly known as "Squirrel" in league circles, thus fills a vital role in which many decisions on future player personnel will be reached far in advance of the NBA's annual college draft meeting.

In addition to his scouting assignment, Lloyd is assisting McGuire with the team. His primary duties in this job are to work with the young forwards who form the nucleus of the 1960-61 squad.

Earl and his wife, Virginia, make their home in Baltimore, Md., during the off-season. They have two sons.

DETROIT PISTONS vs. BOSTON

Individual Scoring

Player — GP	Mins.	FGA	FGM	FG%	FTA	FTM	FT%	RB	A	PF	D	TP	Ave.	
Alcorn	9	114	54	19	.352	7	4	.571	43	4	14	0	42	4.7
Cable						Did	Not	Play						
Conlin	9	239	141	57	.404	26	21	.808	64	24	19	0	135	15.0
Dees	9	113	52	18	.346	25	23	.920	40	3	17	0	59	6.6
Dukes	9	269	137	40	.292	67	47	.701	129	11	36	2	127	14.1
Howell	9	255	143	67	.469	31	22	.710	85	7	29	1	156	17.3
Kenville	3	64	17	3	.176	3	3	1.000	13	5	7	0	9	3.0
Lloyd	9	203	88	27	.307	25	20	.800	59	10	33	0	74	8.2
McGuire	8	222	70	28	.400	26	20	.769	42	55	14	0	76	9.5
McMillon	9	156	79	29	.367	23	13	.565	45	4	15	0	71	7.9
Noble	6	152	87	36	.414	10	7	.700	20	17	18	1	79	13.2
Shue	9	398	177	74	.418	60	51	.850	53	25	20	1	199	22.1
Windis	1	25	7	0	.000	0	0	.000	0	6	2	0	0	0.0
Team								104						
TOTALS	9	2210	1052	398	.378	303	231	.762	697	171	224	5	1027	114.1

PISTONS' GAME-BY-GAME SCORING VS. BOSTON — 1959-60

Player	Nov. 10 at St. L.	Nov. 17 at Det.	Nov. 28 at Bost.	Dec. 22 at Det.	Jan. 9 at Det.	Jan. 31 at Bost.	Feb. 10 at Prov.	Feb. 19 at Det.	Feb. 25 at Prov.	Total Points	Average
Alcorn	2	0	11	3	4	11	4	0	7	42	4.7
Cable	X									0	0.0
Conlin	12	14	10	17	12	15	21	7	27	135	15.0
Dees	4	7	14	0	8	9	10	0	7	59	6.6
Dukes	8	21	15	14	13	10	11	19	16	127	14.1
Howell	19	19	20	25	19	7	14	23	10	156	17.3
Kenville	2	2	5							9	3.0
Lloyd	9	10	5	6	4	17	4	12	7	74	8.2
McGuire	11	X	7	15	4	14	19	2	4	76	9.5
McMillon	6	11	3	6	9	12	13	6	5	71	7.9
Noble	8	10	6	X	15	11	X	29	X	79	13.2
Shue	28	35	14	18	15	22	25	18	24	199	22.1
Windis									0	0	0.0
TOTALS	109	129**	110	104	103	128	121	116	107	1027	114.1

CELTICS VS. PISTONS

Conley	4	3	5	3	6	21	X	6	6	54	6.8
Cousy	26	20	19	17	26	20	21	18	22	189	21.0
Guarilia	X	2	9	X	2	4	12	4	4	37	5.3
Heinsohn	20	17	16	25	19	28	28	32	18	203	22.6
Jones, K.C.	4	0	14	18	6	3	13	7	11	76	8.4
Jones, S.	8	28	19	10	13	11	16	9	4	118	13.1
Luscutoff	X	X	1	8						9	4.5
Ramsey	18	5	24	8	21	20	2	21	8	127	14.1
Richter	7	11	5	8	2	0	13	0	9	55	6.1
Russell	24	18	4	13	19	16	20	14	29	157	17.4
Sharman	17	28	20	26	12	23	28	25	10	189	21.0
TOTALS	128	132**	136	136	126	146	153	136	121	1214	134.9

X Denotes player with team, but did not play; ** double overtime

DETROIT PISTONS vs. CINCINNATI

Individual Scoring

Player — GP	Mins.	FGA	FGM	FG%	FTA	FTM	FT%	RB	A	PF	D	TP	Ave.	
Alcorn	11	139	63	20	.317	26	13	.500	49	5	28	2	53	4.8
Cable	1	9	3	1	.333	0	0	.000	5	0	1	0	2	2.0
Conlin	12	265	135	39	.289	51	38	.745	60	16	27	0	116	9.7
Dees	13	206	94	33	.351	32	23	.719	75	10	38	1	89	6.8
Dukes	12	361	146	52	.356	78	55	.705	154	22	61	5	159	13.3
Howell	13	406	162	70	.432	90	71	.789	130	11	52	2	211	15.5
Kenville	4	66	26	9	.346	10	8	.800	15	7	6	0	26	6.5
Lloyd	12	297	119	45	.378	31	24	.774	80	19	30	0	114	9.5
McGuire	12	259	79	36	.456	39	23	.590	43	56	19	0	95	7.9
McMillon	13	213	94	41	.436	36	25	.694	88	5	39	0	107	8.2
Noble	11	313	157	65	.414	33	28	.848	42	53	37	1	158	14.4
Shue	13	576	257	99	.385	119	105	.882	79	52	29	1	303	23.3
Team								146						
TOTALS	13	3120*	1335	510	.382	545	413	.758	966	256	367	12	1433	110.2

PISTONS' GAME-BY-GAME SCORING VS. CINCINNATI — 1959-60

Player	Oct. 24 at Cinc.	Nov. 14 at Det.	Nov. 18 at Indpls.	Nov. 24 at N.Y.	Dec. 9 at Bos.	Dec. 25 at Cinc.	Jan. 3 at Det.	Jan. 17 at Det.	Feb. 3 at Det.	Feb. 4 at Cinc.	Feb. 12 at Dtn.	Feb. 20 at Cinc.	Mar. 1 at St. L.	Total Points	Average
Alcorn	12	1	4	1	4	4	X	10	2	6	8	X	1	53	4.8
Cable	2	—	—	—	—	—	—	—	—	—	—	—	—	2	2.0
Conlin	15	2	6	13	11	12	X	4	14	14	2	10	13	116	9.7
Dees	5	7	2	2	12	12	5	2	2	8	10	9	13	89	6.8
Dukes	—	13	14	9	19	19	12	5	16	4	8	23	17	159	13.3
Howell	17	22	27	19	9	11	17	28	11	15	13	13	9	211	15.5
Kenville	3	11	3	9	X	—	—	—	—	—	—	—	—	26	6.5
Lloyd	13	13	0	X	2	7	8	17	11	7	13	10	13	114	9.5
McGuire	12	5	X	0	11	15	9	6	10	0	1	4	22	95	7.9
McMillon	3	4	11	5	9	6	21	2	13	19	14	0	0	107	8.2
Noble	10	21	18	3	16	X	11	16	10	25	16	12	X	158	14.4
Shue	11	12	25	43	26	17	31	25	28	23	16	26	20	303	23.3
TOTALS	103	111	110	104	119	103	114	115	117	121	101	107	108	1433	110.2

ROYALS VS. PISTONS

Bockhorn	17	12	8	6	15	27	9	16	4	10	4	20	9	157	12.1
Embry	10	4	18	12	14	12	11	19	8	5	19	6	6	144	11.1
Gambee	—	—	—	—	—	—	—	—	17	3	9	0	2	31	6.2
Jordan	5	13	1	16	13	5	5	13	11	7	17	23	21	150	11.5
Palmer	8	0	15	7	—	—	—	—	—	—	—	—	—	30	7.5
Park	10	3	6	8	4	14	11	4	7	10	7	12	7	103	7.9
Piontek	3	10	7	0	6	X	19	14	—	—	—	—	—	59	8.4
Reed	—	3	7	9	13	12	4	2	10	17	19	0	5	101	8.4
Rollins	—	5	12	6	11	4	0	0	10	2	8	4	2	64	5.3
Stav'rm'n	—	—	—	—	5	10	X	X	X	4	6	5	4	34	5.7
Stevens	0	X	2	—	—	—	—	—	—	—	—	—	—	2	1.0
Twyman	39	31	15	20	38	25	28	36	25	34	38	40	38	407	31.3
Wilfong	16	22	2	7	10	12	25	6	13	10	6	X	12	141	11.8
TOTALS	108	103	93	91	129	121	112	110	105	102	133	110	106	1423	109.7

X Denotes player was with team but did not play.

DETROIT PISTONS vs. MINNEAPOLIS

Individual Scoring

Player — GP	Mins.	FGA	FGM	FG%	FTA	FTM	FT%	RB	A	PF	D	TP	Ave.	
Alcorn	11	123	55	9	.164	21	14	.667	45	4	21	0	32	2.9
Cable	3	50	21	4	.190	2	0	.000	17	5	9	0	8	2.7
Conlin	13	285	140	46	.329	40	26	.650	57	13	28	1	118	9.1
Dees	12	243	111	52	.468	47	37	.787	71	5	38	1	141	11.7
Dukes	10	325	104	37	.356	81	59	.728	127	9	46	2	133	13.1
Howell	13	445	203	90	.443	86	60	.698	174	8	58	5	240	18.5
Kenville	6	48	17	8	.471	5	3	.600	10	11	3	0	19	3.2
Lloyd	11	271	102	37	.363	33	27	.818	57	13	41	0	101	9.2
McGuire	12	222	54	22	.407	31	20	.645	36	45	19	0	64	5.3
McMillon	13	212	93	42	.452	26	18	.692	67	7	35	0	102	7.8
Noble	12	371	163	63	.387	32	26	.813	38	53	41	0	152	12.7
Shue	13	598	267	105	.393	100	90	.900	79	69	21	0	300	23.1
Windis	1	27	9	4	.444	0	0	.000	7	6	3	0	8	8.0
Team									157					
TOTALS	13	3220	1339	519	.388	504	380	.754	942	248	363	9	1418	109.1

PISTONS' GAME-BY-GAME SCORING VS. MINNEAPOLIS — 1959-60

Player	Oct. 18 at Mpls.	Nov. 6 at Mpls.	Nov. 7 at Det.	Nov. 12 at N.Y.	Nov. 20 at Mpls.	Dec. 4 at Det.	Dec. 26 at Det.	Dec. 27 at Mpls.	Jan. 16 at Mpls.	Feb. 6 at Det.	Feb. 7 at Mpls.	Feb. 13 at Det.	Mar. 9 at Det.	Total Points	Average
Alcorn	0	8	3	2	2	1	5	6	2	1	X	X	2	32	2.9
Cable	2	4	2	—	—	—	—	—	—	—	—	—	—	8	2.7
Dees	18	13	12	23	5	13	0	X	7	27	8	4	11	141	11.7
Dukes	—	—	—	14	12	13	19	12	8	11	14	27	3	133	13.1
Conlin	8	10	16	0	11	9	18	9	7	8	2	13	7	118	9.1
Howell	14	17	23	20	11	12	25	19	18	23	20	16	22	240	18.5
Kenville	8	2	3	0	2	4	X	X	—	—	—	—	—	19	3.2
Lloyd	18	11	4	4	X	X	9	15	15	2	11	8	4	101	9.2
McGuire	0	10	3	8	X	8	7	6	8	2	3	0	9	64	5.3
McMillon	3	9	3	0	13	11	3	0	9	12	8	5	26	102	7.8
Noble	13	12	14	14	15	25	8	12	13	5	11	10	—	152	12.7
Shue	22	22	28	22	14	24	11	30	18	25	25	34	25	300	23.1
Windis	—	—	—	—	—	—	—	—	—	—	—	—	8	8	8.0
TOTALS	106	118**	111*	107	85	120	105	109	105	116	102	117*	117	1418	109.1

LAKERS VS. PISTONS

Baylor	52	33	40	33	X	28	28	28	29	34	26	37	31	399	33.2
Ellis	3	2	0	2	—	—	—	—	3	X	0	0	9	19	2.4
Felix	—	—	—	—	—	—	—	—	—	12	16	3	8	39	9.7
Fleming	5	6	7	15	12	2	—	—	—	—	—	—	—	47	7.8
Foust	2	25	11	7	22	13	10	11	14	—	—	—	—	115	12.8
Garmaker	15	10	4	4	10	8	4	4	24	—	—	—	—	83	9.2
Hamilton	—	—	0	2	10	0	—	—	—	—	—	—	—	12	3.0
Hawkins	6	0	11	7	14	7	10	10	6	10	X	5	14	100	8.3
Hundley	0	9	16	6	2	16	20	22	7	12	9	29	16	164	12.6
Krebs	10	2	6	1	5	3	9	12	8	8	9	16	9	98	7.5
LaRusso	2	25	3	9	24	14	12	12	X	15	18	17	7	158	13.2
Leonard	10	1	2	2	6	10	9	0	0	9	10	14	11	84	6.5
Selvy	—	—	—	—	—	—	6	20	7	1	16	3	8	63	9.0
Smith	—	0	13	5	0	—	—	—	—	—	—	—	—	18	4.2
TOTALS	105	113**	113*	93	105	101	108	119	98	101	104	123*	116	1399	107.7

X Denotes with team, but did not play. * Overtime. ** Double overtime.

DETROIT PISTONS vs. NEW YORK

Individual Scoring

Player — GP	Mins.	FGA	FGM	FG%	FTA	FTM	FT%	RB	A	PF	D	TP	Ave.	
Alcorn	8	65	36	12	.333	7	3	.429	29	2	13	0	27	3.4
Cable	1	13	8	5	.625	2	1	.500	5	0	2	0	11	11.0
Conlin	8	210	99	34	.343	36	28	.778	42	18	12	0	96	12.0
Dees	9	133	65	26	.400	11	8	.727	32	6	22	0	60	6.7
Dukes	8	282	113	53	.469	77	54	.701	127	11	36	1	160	20.0
Howell	9	280	131	61	.466	50	38	.760	99	8	35	2	160	17.8
Kenville	5	92	31	11	.355	14	11	.786	14	8	9	0	33	6.6
Lloyd	7	143	56	20	.357	18	15	.833	34	6	16	0	55	7.9
McGuire	7	142	52	20	.385	21	15	.714	24	44	13	0	55	7.9
McMillon	9	170	77	32	.416	29	20	.690	57	10	21	0	84	9.3
Noble	7	215	106	33	.311	18	14	.778	25	28	23	0	80	11.4
Shue	9	395	166	72	.433	59	50	.847	46	33	21	0	194	21.6
Windis	1	20	6	2	.333	0	0	.000	3	3	3	0	4	4.0
Team									124					
TOTALS	9	2160	946	381	.403	342	257	.751	661	177	226	3	1019	113.1

PISTONS' GAME-BY-GAME SCORING VS. NEW YORK — 1959-60

Player	Nov. 4 at Det.	Nov. 15 at N.Y.	Nov. 22 at Det.	Dec. 5 at N.Y.	Dec. 13 at Det.	Dec. 30 at Phil.	Jan. 5 at N.Y.	Jan. 13 at Ft. W.	Mar. 6 at N.Y.	Total Points	Average
Alcorn	6	0	0	2	X	3	12	2	2	27	3.4
Cable	11	—	—	—	—	—	—	—	—	11	11.0
Conlin	14	19	9	12	24	X	2	5	11	96	12.0
Dees	2	6	7	11	10	7	20	4	5	60	6.7
Dukes	—	13	18	13	38	22	28	15	21	160	20.0
Howell	15	11	14	12	30	20	13	23	22	160	17.8
Kenville	1	18	8	1	5	—	—	—	—	33	6.6
Lloyd	11	6	X	X	0	13	4	18	3	55	7.9
McGuire	11	X	X	12	12	1	4	6	9	55	7.9
McMillon	7	3	17	6	6	9	16	3	17	84	9.3
Noble	9	1	26	19	X	8	8	9	X	80	11.4
Shue	14	26	16	20	22	26	23	29	18	194	21.6
Windis	—	—	—	—	—	—	—	—	4	4	4.0
TOTALS	101	103	115	108	147	109	110	114	112	1019	113.1

KNICKERBOCKERS VS. PISTONS

Anderegg	1	12	2	6	9	2	10	—	—	42	6.0
Bell	—	—	—	—	—	—	—	2	X	2	2.0
Braun	21	16	22	17	14	16	25	17	16	164	18.2
Farmer	5	0	9	X	X	12	4	5	6	41	5.9
Felix	2	4	4	—	—	—	—	—	—	10	3.3
Garmk'r	—	—	—	—	—	—	—	—	30	30	30.0
George	4	4	12	13	27	8	X	7	0	75	9.4
Green	13	8	4	9	1	2	10	0	8	55	6.1
Guerin	27	1	17	14	28	16	9	33	21	166	18.4
McCann	—	—	—	—	—	—	0	—	—	0	0.0
Naulis	21	19	23	22	24	31	26	18	23	207	23.0
Palmer	—	—	—	17	8	2	3	12	X	42	8.4
Ramsey	—	—	—	15	2	—	—	—	—	17	8.5
Sears	X	15	9	11	14	19	24	13	X	105	15.0
Sobie	2	10	0	—	—	—	—	—	—	12	4.0
Tyra	11	5	2	0	2	16	10	6	16	68	7.6
TOTALS	107	94	104	124	129	124	121	113	120	1036	115.1

X Denotes player was with team, but did not play.

DETROIT PISTONS vs. PHILADELPHIA

Individual Scoring

Player — GP	Mins.	FGA	FGM	FG%	FTA	FTM	FT%	RB	A	PF	D	TP	Ave.	
Alcorn	6	49	33	10	.303	6	3	.500	30	1	14	1	23	3.8
Cable	1	32	15	7	.467	2	1	.500	16	0	3	0	15	15.0
Conlin	9	194	85	41	.482	23	22	.957	47	15	19	1	104	11.6
Dees	9	172	116	51	.440	13	11	.846	61	7	23	0	113	12.6
Dukes	8	227	114	39	.342	41	30	.732	98	8	39	3	108	13.5
Howell	5	253	115	53	.461	32	25	.781	79	8	18	0	131	14.6
Kenville	3	50	24	10	.417	8	7	.875	13	8	4	0	27	9.0
Lloyd	8	214	90	34	.378	23	17	.739	66	12	21	0	85	10.6
McGuire	9	162	53	27	.509	14	9	.643	24	33	16	0	63	7.0
McMillon	9	158	83	33	.398	15	11	.733	50	4	14	0	77	8.6
Noble	7	217	98	33	.337	11	5	.455	24	40	16	0	71	10.1
Shue	9	389	175	76	.434	52	43	.827	57	39	15	0	195	21.7
Windis	2	43	14	2	.143	3	3	1.000	12	7	3	0	7	3.5
Team								91						
TOTALS	9	2160	1015	416	.410	243	187	.770	668	182	205	5	1019	113.1

PISTONS' GAME-BY-GAME SCORING VS. PHILADELPHIA — 1959-60

Player	Oct. 31 at Phil.	Nov. 11 at Det.	Dec. 6 at Phil.	Jan. 7 at Syr.	Jan. 23 at Det.	Jan. 25 at Beth.	Feb. 9 at Det.	Feb. 28 at Det.	Mar. 3 at Phil.	Total Points	Average
Alcorn	14	0	1	6	2	X	X	X	0	23	3.8
Cable	15	—	—	—	—	—	—	—	—	15	15.0
Conlin	2	8	22	2	13	17	6	17	17	104	11.6
Dees	15	4	11	12	22	10	8	15	16	113	12.6
Dukes	—	22	8	14	9	7	20	17	11	108	13.5
Howell	7	9	25	12	13	13	29	17	6	131	14.6
Kenville	8	10	9	—	—	—	—	—	—	27	9.0
Lloyd	8	8	X	20	12	11	13	4	9	85	10.6
McGuire	7	11	4	0	12	1	6	13	9	63	7.0
McMillon	4	11	1	15	19	16	2	2	7	77	8.6
Noble	9	2	12	16	6	18	8	X	X	71	10.1
Shue	23	20	23	8	22	24	30	22	23	195	21.7
Windis	—	—	—	—	—	—	—	4	3	7	3.5
TOTALS	112	105	116	105	130	117	122	111	101	1019	113.1

WARRIORS VS. PISTONS

Arizin	23	22	33	28	0	X	23	16	16	161	20.1
Beck	—	0	4	10	4	2	0	2	2	24	3.0
Chmb'In	36	41	X	44	44	58	41	23	41	328	41.0
Gola	23	16	17	14	8	12	19	24	17	150	16.7
Hatton	6	2	4	2	8	4	X	X	4	30	4.3
Graboski	6	5	1	0	17	7	4	2	4	46	9.1
Johnson	6	8	28	20	4	14	0	20	7	107	11.9
Rodgers	13	19	8	X	10	9	15	16	13	103	12.9
Ruklick	0	2	5	2	4	2	X	X	0	15	2.1
Sis'bry	7	2	18	0	11	19	11	10	6	84	9.3
Sparrow	0	2	—	—	—	—	—	—	—	2	1.0
TOTALS	120	119	118	120	110	127	113	113	110	1050	116.7

X Denotes player was with team, but did not play.

DETROIT PISTONS vs. ST. LOUIS

Individual Scoring

Player — GP	Mins.	FGA	FGM	FG%	FTA	FTM	FT%	RB	A	PF	D	TP	Ave.	
Alcorn	8	112	38	11	.289	15	9	.600	49	4	23	1	31	3.9
Conlin	11	218	110	36	.327	38	28	.737	34	18	24	0	100	9.1
Dees	13	243	119	62	.521	46	38	.826	68	5	37	1	162	12.5
Dukes	13	426	148	61	.412	101	77	.762	148	12	62	6	199	15.3
Howell	13	461	230	107	.465	82	61	.735	136	12	48	2	275	21.2
Kenville	1	6	2	0	.000	0	0	.000	0	1	1	0	0	0.0
Lloyd	12	265	128	40	.313	13	10	.769	77	11	47	0	90	7.5
McGuire	12	253	69	23	.333	34	20	.588	54	63	16	0	66	5.5
McMillon	13	250	119	55	.462	40	28	.700	65	11	48	1	138	10.6
Noble	8	264	97	29	.299	23	12	.522	33	45	20	0	70	8.8
Shue	13	588	278	104	.374	77	68	.971	73	52	23	0	276	21.2
Windis	3	59	19	6	.316	1	1	1.000	10	7	5	0	13	4.3
Team								137						
TOTALS	13	3145	1357	534	.394	470	352	.749	884	241	352	11	1420	109.2

PISTONS' GAME-BY-GAME SCORING VS. ST. LOUIS — 1959-60

Player	Nov. 21 at St. L.	Nov. 25 at Det.	Dec. 10 at Phil.	Dec. 16 at Det.	Dec. 20 at St. L.	Jan. 1 at Det.	Jan. 2 at St. L.	Jan. 29 at St. L.	Jan. 30 at Det.	Feb. 16 at Det.	Feb. 27 at St. L.	Mar. 2 at Det.	Mar. 8 at St. L.	Total Points	Average
Alcorn	4	X	4	1	8	0	X	X	X	X	4	6	4	31	3.4
Conlin	17	7	10	6	11	X	X	6	17	4	7	2	13	100	9.1
Dees	13	4	26	8	11	19	9	14	4	4	25	14	11	162	12.5
Dukes	8	13	9	21	20	13	27	21	26	14	11	7	9	199	15.3
Howell	27	19	22	33	4	19	14	26	23	23	24	28	13	275	21.2
Kenville	X	0	X	X	X	—	—	—	—	—	—	—	—	0	0.0
Lloyd	X	8	8	6	3	13	8	6	12	8	5	5	8	90	7.5
McGuire	X	10	0	4	8	0	2	3	7	6	7	7	12	66	5.5
McMillon	12	12	4	7	6	12	17	16	6	8	10	17	11	138	10.6
Noble	8	2	8	X	X	15	17	10	4	6	X	X	X	70	8.8
Shue	20	22	20	20	15	28	19	23	18	31	21	21	18	276	21.2
Windis	—	—	—	—	—	—	—	—	—	—	2	9	2	13	4.3
TOTALS	109	97	111	106	86	119	113	125*	117	104	116	116	101	1420	109.2

HAWKS VS. PISTONS

Ferrari	4	13	8	5	5	4	4	7	13	4	4	5	X	76	6.3
Ferry	11	16	22	2	4	4	X	11	2	3	0	7	1	83	6.9
Foust	—	—	—	—	—	—	—	—	—	14	3	11	10	38	9.5
Gambee	2	0	0	X	3	4	6	2	4	—	—	—	—	21	2.6
Green	2	2	7	0	6	2	4	0	2	9	8	7	11	60	4.6
Hagan	26	24	31	20	21	24	34	26	19	26	25	25	30	331	25.5
Lovellette	16	X	15	17	18	22	21	30	17	24	34	23	17	254	21.2
Marrin	8	0	2	5	6	2	6	11	10	8	X	X	X	58	5.8
McCarthy	3	10	18	16	13	9	5	13	8	9	12	6	11	133	10.2
McMahon	X	2	2	—	—	—	—	—	—	—	0	2	X	6	1.5
Pettit	33	36	24	32	17	32	32	30	21	X	24	10	34	325	27.1
Piontek	—	—	—	—	—	—	—	—	—	14	4	4	8	30	7.5
Ramsey	2	X	—	—	—	—	—	—	—	—	—	—	—	2	2.0
Share	—	1	0	10	9	4	2	0	11	—	—	—	—	37	4.6
TOTALS	107	104	129	107	102	107	114	130*	107	111	114	100	122	1454	111.8

X Denotes player with team but did not play. * Overtime game.

DETROIT PISTONS vs. SYRACUSE

Individual Scoring

Player — GP	Mins.	FGA	FGM	FG%	FTA	FTM	FT%	RB	A	PF	D	TP	Ave.	
Alcorn	5	67	33	10	.303	2	2	1.000	34	2	10	0	22	4.4
Cable	1	22	13	5	.385	4	2	.500	5	1	4	0	12	12.0
Conlin	8	231	121	47	.388	25	20	.800	42	20	27	0	114	14.3
Dees	8	121	60	25	.417	25	21	.840	47	7	10	0	71	8.9
Dukes	7	250	109	32	.294	64	54	.844	100	7	30	1	118	16.9
Howell	9	246	135	62	.459	51	35	.686	77	9	42	1	159	17.7
Kenville	3	39	14	6	.429	1	1	1.000	6	6	1	0	13	4.3
Lloyd	9	216	82	34	.415	17	15	.882	53	19	38	1	83	9.2
McGuire	8	206	45	22	.489	28	17	.607	41	54	16	0	61	7.6
McMillon	9	161	82	35	.427	29	16	.552	59	8	26	2	86	9.6
Noble	7	190	66	17	.258	10	9	.900	17	29	18	0	43	6.1
Shue	9	392	181	90	.497	75	65	.867	62	25	17	0	245	27.2
Windis	1	19	5	2	.400	2	0	.000	5	3	4	0	4	4.0
Team								106						
TOTALS	9	2160	946	387	.409	333	257	.772	654	190	243	5	1031	114.5

PISTONS' GAME-BY-GAME SCORING VS. SYRACUSE — 1959-60

Player	Oct. 28 at Det.	Nov. 8 at Syr.	Dec. 19 at Det.	Jan. 8 at Roch.	Jan. 10 at Syr.	Jan. 26 at N.Y.	Jan. 27 at Det.	Feb. 21 at Syr.	Feb. 24 at Det.	Total Points	Average
Alcorn	8	4	4	X	2	X	4	X	X	22	4.4
Cable	X	12	—	—	—	—	—	—	—	12	12.0
Conlin	6	5	26	X	12	19	12	20	14	114	14.3
Dees	13	13	0	2	19	5	2	X	17	71	8.9
Dukes	—	—	19	25	10	27	14	18	5	118	16.9
Howell	22	7	16	25	12	17	22	20	18	159	17.7
Kenville	0	11	2	—	—	—	—	—	—	13	4.3
Lloyd	11	19	12	6	4	7	13	5	6	83	9.2
McGuire	13	X	7	7	3	2	10	7	12	61	7.6
McMillon	17	7	2	16	4	7	9	9	15	86	9.6
Noble	7	13	X	2	11	6	2	2	X	43	6.1
Shue	20	16	32	24	26	31	20	39	37	245	27.2
Windis	—	—	—	—	—	—	—	—	4	4	4.0
TOTALS	117	107	120	107	103	121	108	120	128	1031	114.5

NATIONALS VS. PISTONS

Barnett	—	—	13	0	4	5	2	6	11	41	5.9
Bianchi	6	10	2	12	8	8	17	10	14	87	9.7
Gable	—	—	X	0	4	0	12	3	7	26	4.3
Costello	8	14	11	11	14	2	10	X	X	70	10.0
Dierking	5	X	11	0	0	14	6	5	16	57	7.1
Greer	22	9	19	14	4	24	19	19	11	141	15.7
Hopkins	12	6	8	4	10	4	11	6	18	79	8.8
Kerr	7	25	5	24	21	11	15	23	0	131	14.6
Palazzi	7	4	—	—	—	—	—	—	—	11	5.5
Ray	0	—	—	—	—	—	—	—	—	0	0.0
Schayes	18	28	22	23	16	16	30	24	16	193	21.4
Selvy	X	3	—	—	—	—	—	—	—	3	3.0
Seymour	0	—	—	—	—	—	—	—	—	0	0.0
Yardley	17	19	21	30	27	30	22	26	17	209	23.9
TOTALS	102	118	112	118	108	114	144	122	110	1048	116.4

X Denotes player was with team, but did not play.

HOW THEY FINISHED — 1941 - 58

NATIONAL BASKETBALL LEAGUE

1941-42 SEASON

Final Standings

	Won	Lost
Oshkosh	20	4
PISTONS	15	9
Akron	15	9
Indianapolis	10	14
Chicago	7	14
Toledo	2	20
Piston Record: Home 8-3, Road 4-6, Neutral 3-0.		

PLAYOFFS

(R) Akron 46, PISTONS 30
 (H) PISTONS 51, Akron 48
 (R) PISTONS 49, Akron 43

(H) PISTONS 61, Oshkosh 43
 (R) Oshkosh 68, PISTONS 60
 (R) Oshkosh 52, PISTONS 46

1942-43 SEASON

Final Standings

	Won	Lost
PISTONS	17	6
Sheboygan	12	11
Oshkosh	11	12
Chicago	8	15
Piston Record: Home 11-2, Road 6-4.		

PLAYOFFS

(H) PISTONS 49, Chicago 37
 (R) Chicago 45, PISTONS 32
 (H) PISTONS 44, Chicago 32

(H) Sheboygan 55, PISTONS 50
 (R) PISTONS 50, Sheboygan 45 ot
 (H) Sheboygan 30, PISTONS 29

1943-44 SEASON

Final Standings

	Won	Lost
PISTONS	18	4
Sheboygan	14	8
Oshkosh	7	15
Cleveland	3	15
Piston Record: Home 8-2, Road 10-2.		

PLAYOFFS

(H) PISTONS 64, Cleveland 37
 (R) PISTONS 42, Cleveland 31

(R) PISTONS 55, Sheboygan 53
 (R) PISTONS 36, Sheboygan 26
 (H) PISTONS 48, Sheboygan 38

1944-45 SEASON

Final Standings

	Won	Lost
PISTONS	25	5
Sheboygan	19	11
Chicago	14	16
Cleveland	13	17
Oshkosh	12	18
Pittsburgh	7	23
Piston record: Home 15-0, Road 10-5.		

PLAYOFFS

(H) PISTONS 78, Cleveland 50
 (R) PISTONS 58, Cleveland 51

(R) Sheboygan 65, PISTONS 53
 (R) Sheboygan 50, PISTONS 47
 (H) PISTONS 58, Sheboygan 47
 (H) PISTONS 58, Sheboygan 41
 (H) PISTONS 59, Sheboygan 49

1945-46 SEASON

Final Standings

Eastern Division		Won	Lost
PISTONS		26	8
Rochester		24	10
Youngstown		12	20
Cleveland		4	30
Western Division		Won	Lost
Sheboygan		21	13
Oshkosh		19	15
Chicago		17	16
Indianapolis		10	22
Piston Record: Home 14-3, Road 12-5			

PLAYOFFS

(H) PISTONS 54, Rochester 44
 (H) Rochester 58, PISTON 52
 (R) Rochester 58, PISTONS 52
 (R) Rochester 70, PISTONS 54

1946-47 SEASON

Final Standings

Eastern Division		Won	Lost
Rochester		31	13
PISTONS		25	19
Syracuse		21	23
Toledo		21	23
Tri-Cities		19	25
Youngstown		12	32
Western Division		Won	Lost
Oshkosh		28	16
Indianapolis		27	17
Sheboygan		26	18
Chicago		26	18
Anderson		24	20
Detroit		4	40
Piston Record: Home 16-5, Road 9-14			

PLAYOFFS

(H) PISTONS 65, Toledo 38
 (H) PISTONS 54, Toledo 31
 (R) Toledo 56, PISTONS 46
 (R) Toledo 58, PISTONS 53
 (H) PISTONS 64, Toledo 46
 (R) Rochester 58, PISTONS 49
 (H) PISTONS 56, Rochester 49
 (R) Rochester 76, PISTONS 47

1947-48 SEASON

Final Standings

Eastern Division		Won	Lost
Rochester		44	16
Anderson		42	18
PISTONS		40	20
Syracuse		24	36
Toledo		22	37
Flint		8	52
Western Division		Won	Lost
Minneapolis		43	17
Tri-Cities		30	30
Oshkosh		29	31
Indianapolis		24	35
Sheboygan		23	37
Piston Record: Home 24-3, Road 14-16, Neutral 2-1.			

PLAYOFFS

(H) Rochester 65, PISTONS 56
 (H) PISTONS 68, Rochester 64
 (R) Rochester 64, PISTONS 47
 (R) Rochester 71, PISTONS 57

BASKETBALL ASSOCIATION OF AMERICA

1948-49 SEASON

Final Standings

Eastern Division	Won	Lost
Washington	38	22
New York	32	28
Baltimore	29	31
Philadelphia	28	32
Boston	25	35
Providence	12	48

Western Division	Won	Lost
Rochester	45	15
Minneapolis	44	16
Chicago	38	22
St. Louis	29	31
PISTONS	22	38
Indianapolis	18	42

Piston Record: Home 15-14, Road 7-24

PLAYOFFS

PISTONS did not qualify.

NATIONAL BASKETBALL ASSOCIATION

1949-50 SEASON

Final Standings

Central Division	Won	Lost
Minneapolis	51	17
Rochester	51	17
PISTONS	40	28
Chicago	40	28
St. Louis	26	42

Eastern Division	Won	Lost
Syracuse	51	13
New York	40	28
Washington	32	36
Philadelphia	26	42
Baltimore	25	43
Boston	22	46

Western Division	Won	Lost
Indianapolis	39	25
Anderson	37	27
Tri-Cities	29	35
Sheboygan	22	40
Waterloo	19	43
Denver	11	51

Piston Record: Home 28-6, Road 12-22

(H) PISTONS 86, Chicago 69

(break tie for 3rd)

PLAYOFFS

(R) PISTONS 90, Rochester 84
(H) PISTONS 79, Rochester 78 ot

(R) Minneapolis 93, PISTONS 79

(H) Minneapolis 89, PISTONS 82

1950-51 SEASON

Final Standings

Western Division	Won	Lost
Minneapolis	44	24
Rochester	41	27
PISTONS	32	36
Indianapolis	31	37
Tri-Cities	25	43

Eastern Division	Won	Lost
Philadelphia	40	26
Boston	39	30
New York	36	30
Syracuse	32	34
Baltimore	24	42
Washington (Disbanded)	10	25

Piston Record: Home 27-7, Road 5-27,
Neutral 0-2.

PLAYOFFS

(R) Rochester 110, PISTONS 81

(H) PISTONS 83, Rochester 78

(R) Rochester 97, PISTONS 78

1951-52 SEASON

Final Standings

Western Division	Won	Lost
Rochester	41	25
Minneapolis	40	26
Indianapolis	34	32
PISTONS	29	37
Milwaukee	17	49

Eastern Division	Won	Lost
Syracuse	40	26
Boston	39	27
New York	37	29
Philadelphia	33	33
Baltimore	20	46

Piston Record: Home 20-12, Road 9-25

PLAYOFFS

(R) Rochester 95, PISTONS 78

(H) Rochester 92, PISTONS 86

1952-53 SEASON

Final Standings

Western Division	Won	Lost
Minneapolis	48	22
Rochester	44	26
PISTONS	36	33
Indianapolis	28	43
Milwaukee	27	44

Eastern Division	Won	Lost
New York	47	23
Syracuse	47	24
Boston	46	25
Baltimore	16	54
Philadelphia	12	57

Piston Record: Home 25-9, Road
8-21, Neutral 3-3.

PLAYOFFS

(R) PISTONS 84, Rochester 77

(H) Rochester 83, PISTONS 71

(R) PISTONS 67, Rochester 65

(R) Minneapolis 83, PISTONS 73

(R) Minneapolis 82, PISTONS 75

(H) PISTONS 98, Minneapolis 95

(H) PISTONS 85, Minneapolis 82.

(R) Minneapolis 74, PISTONS 58

1953-54 SEASON

Final Standings

Western Division	Won	Lost
Minneapolis	46	26
Rochester	44	28
PISTONS	40	32
Milwaukee	21	51

Eastern Division	Won	Lost
New York	44	28
Boston	42	30
Syracuse	42	30
Philadelphia	29	43
Baltimore	16	56

Piston Record: Home 19-8, Road
11-17, Neutral 10-7.

ROUND ROBIN PLAYOFFS

(R) Rochester 82, PISTONS 75

(H) Minneapolis 90, PISTONS 85

(R) Minneapolis 78, PISTONS 73

(H) Rochester 89, PISTONS 71

1954-55 SEASON

Final Standings

Western Division	Won	Lost
PISTONS	43	29
Minneapolis	40	32
Rochester	29	43
Milwaukee	26	46
Eastern Division	Won	Lost
Syracuse	43	29
New York	38	34
Boston	36	36
Philadelphia	33	39
Piston Record: Home 20-6, Road 12-15, Neutral 11-8.		

PLAYOFFS

(Elkhart) PISTONS 96, Minneapolis 79
 (Indian.) PISTONS 98, Minneapolis 97*
 (R) Minneapolis 99, PISTONS 91
 (R) PISTONS 105, Minneapolis 96
 (R) Syracuse 86, PISTONS 82
 (R) Syracuse 87, PISTONS 84
 (Indian.) PISTONS 96, Syracuse 89
 (Indian.) PISTONS 109, Syracuse 102
 (Indian.) PISTONS 74, Syracuse 71
 (R) Syracuse 109, PISTONS 104
 (R) Syracuse 92, PISTONS 91
 * Overtime game

1955-56 SEASON

Final Standings

Western Division	Won	Lost
PISTONS	37	35
Minneapolis	33	39
St. Louis	33	39
Rochester	31	41
Eastern Division	Won	Lost
Philadelphia	45	27
Boston	39	33
New York	35	37
Syracuse	35	37
Piston Record: Home 19-6, Road 10-18, Neutral 8-11.		

PLAYOFFS

(H) St. Louis 86, PISTONS 85
 (R) St. Louis 84, PISTONS 74
 (H) PISTONS 107, St. Louis 84
 (R) PISTONS 93, St. Louis 84
 (H) PISTONS 102, St. Louis 97
 (R) Philadelphia 98, PISTONS 94
 (H) PISTONS 84, Philadelphia 83
 (R) Philadelphia 100, PISTONS 96
 (H) Philadelphia 107, PISTONS 105
 (R) Philadelphia 99, PISTONS 88

1956-57 SEASON

Final Standings

Western Division	Won	Lost
PISTONS	34	38
Minneapolis	34	38
St. Louis	34	38
Rochester	31	41
Eastern Division	Won	Lost
Boston	44	28
Syracuse	38	34
Philadelphia	37	35
New York	36	36
Piston Record: Home 23-5, Road 5-22, Neutral 6-11. (R) St. Louis 115, PISTONS 103 (playoff for first place)		

PLAYOFFS

(R) Minneapolis 131, PISTONS 127
 (H) Minneapolis 110, PISTONS 108

1957-58 SEASON

Final Standings

Western Division	Won	Lost
St. Louis	41	31
PISTONS	33	39
Cincinnati	33	39
Minneapolis	19	53

Eastern Division

Won	Lost	
Boston	49	23
Syracuse	41	31
Philadelphia	37	35
New York	35	37
Piston Record: Home 14-14, Road 13-18, Neutral 6-7.		

PLAYOFFS

(H) PISTONS 100, Cincinnati 83
 (R) PISTONS 124, Cincinnati 104
 (R) St. Louis 114, PISTONS 111
 (H) St. Louis 99, PISTONS 96
 (R) PISTONS 109, St. Louis 89
 (H) St. Louis 145, PISTONS 101
 (R) St. Louis 120, PISTONS 96

1958-59 SEASON

Final Standings

Western Division	Won	Lost
St. Louis	49	23
Minneapolis	33	39
PISTONS	28	44
Cincinnati	19	53

Eastern Division

Won	Lost	
Boston	52	20
New York	40	32
Syracuse	35	37
Philadelphia	32	40
Piston record: Home 13-17, Road 9-22, Neutral 6-4.		

PLAYOFFS

(R) Minneapolis 92, PISTONS 89
 (H) PISTONS 117, Minneapolis 103
 (R) Minneapolis 129, PISTONS 102

1959-60 SEASON

Final Standings

Western Division	Won	Lost
St. Louis	46	29
PISTONS	30	45
Minneapolis	25	50
Cincinnati	19	56

Eastern Division

Won	Lost	
Boston	59	16
Philadelphia	49	26
Syracuse	45	30
New York	27	48
Piston record: Home 17-14, Road 9-25, Neutral 4-6.		

PLAYOFFS

(H) Minneapolis 113, PISTONS 112
 (at Grosse Pointe)
 (R) Minneapolis 114, PISTONS 99

HOW PISTONS HAVE FARED ON TV

1954 - 55 SEASON (DuMont Television Network)

PISTONS	90	New York	83	November 6	at Fort Wayne
PISTONS	97	Minneapolis	81	November 27	at Fort Wayne
Minneapolis	98	PISTONS	92	January 29	at Minneapolis
PISTONS	96	Philadelphia	88	February 5	at Philadelphia
Minneapolis	100	PISTONS	91	February 19	at Minneapolis
Syracuse	112	PISTONS	92	March 12	at Syracuse

OVERALL: 3—3; HOME: 2—0; ROAD: 1—3

1955-56 SEASON (NBC Television Network)

New York	100	PISTONS	95	December 17	at Fort Wayne
Syracuse	85	PISTONS	84	February 18	at Syracuse
PLAYOFFS					
St. Louis	84	PISTONS	74	March 24	at St. Louis
Philadelphia	98	PISTONS	94	March 31	at Philadelphia

OVERALL: 0—4; HOME: 0—1; ROAD: 0—3

1956-57 SEASON (NBC Television Network)

PISTONS	109	New York	96	January 5	at Fort Wayne
PISTONS	101	Philadelphia	98	January 26	at Fort Wayne
St. Louis	97	PISTONS	96	March 9	at St. Louis

OVERALL: 2—1; HOME: 2—0; ROAD: 0—1

1957-58 SEASON (NBC Television Network)

PISTONS	81	Philadelphia	78	January 4	at Detroit Olympia
St. Louis	105	PISTONS	103	January 18	at St. Louis
Boston	108	PISTONS	103	March 8	at Boston

PLAYOFFS

PISTONS	100	Cincinnati	83	March 15	at Detroit-U of D
St. Louis	99	PISTONS	96	March 22	at Detroit-U of D

OVERALL: 2—3; HOME 2—1; ROAD: 0—2

1958-59 SEASON (NBC Television Network)

Syracuse	103	PISTONS	93	October 19	at Syracuse
Minneapolis	108	PISTONS	100	October 26	at Minneapolis
PISTONS	136	Boston	133	November 9	at Detroit-Olympia
Syracuse	101	PISTONS	95	December 14	at Detroit-Olympia

OVERALL: 1—3; HOME: 1—1; ROAD: 0—2

1959-60 SEASON (NBC Television Network)

PISTONS	106	Minneapolis	105	October 18	at Minneapolis
Cincinnati	108	PISTONS	105	October 24	at Cincinnati
PISTONS	103	New York	93	November 15	at New York
Boston	136	PISTONS	110	November 28	at Boston
PISTONS	130	Philadelphia	110	January 23	at Detroit
Boston	146	PISTONS	128	January 31	at Boston
Cincinnati	110	PISTONS	107	February 20	at Cincinnati
Syracuse	122	PISTONS	120	February 21	at Syracuse

PLAYOFFS

Minneapolis	113	PISTONS	112	March 12	at Grosse Pointe
-------------	-----	---------	-----	----------	------------------

1960-61 SCHEDULE (NBC Television Network)

(All times indicated are Eastern Standard)

Saturday, October 29	New York (Olympia)	1 p.m.
Saturday, November 12	Cincinnati (U-D)	2 p.m.
Saturday, November 19	at Los Angeles	2 p.m.
Saturday, December 10	Syracuse (Olympia)	2 p.m.
Saturday, December 24	at Boston	2 p.m.
Sunday, February 26	Boston (Olympia)	2:30 p.m.

PISTONS vs. OPPONENTS — 1959 - 60

Boston	9	2210	1052	398	.378	303	231	.762	697	171	224	5	1027	114.1
Cincinnati	13	3120	1335	510	.382	545	413	.758	966	256	367	12	1433	110.2
Minneapolis	13	3220	1339	519	.388	504	380	.754	942	248	363	9	1418	109.1
New York	9	2160	946	381	.403	342	257	.751	661	177	226	3	1019	113.1
Philadelphia	9	2160	1015	416	.410	243	187	.770	668	182	205	5	1019	113.1
St. Louis	13	3145	1357	534	.394	470	352	.749	884	241	352	11	1420	109.2
Syracuse	9	2160	946	387	.409	333	257	.772	654	191	243	5	1031	114.5

DETROIT PISTONS NEWSPAPER, RADIO AND TV LIST

1960 - 1961

LOCAL MEDIA OUTLETS

- Associated Press, Detroit 26
Dave Diles, Sports Editor
Jerry Green
- Detroit Free Press, Detroit 26
Lyll Smith, Sports Editor
Bob Smith, Asst. Sports Editor
Rich Koster
- Detroit News, Detroit 26
Sam Greene, Sports Editor
Bob Sieger, Asst. Sports Editor
Doc Greene, Columnist
Pete Waldmeir
- United Press International, Detroit 26
Gary Gates, Sports Editor
- CKLW & CKLW-TV, Detroit 26
Milt Hopwood
Dick Smyth
- WCAR, Detroit 2
Bruce Martyn
- WJBK & WJBK-TV, Detroit 2
Barney Lee
Bill Flemming
- WJR, Detroit 2
Bob Reynolds
Paul Carey
- WKMH, Dearborn
Gene Osborn
Van Patrick
- WWJ & WWJ-TV, Detroit 26
Budd Lynch
Don Kremer
Bill Flemming
- WXYZ & WXYZ-TV, Detroit 41
Don Waltrick

SUBURBAN MEDIA OUTLETS

- Evening News, Monroe
Hap Funk, Sports Editor
- WQTE, Monroe
Robert J. Norwood, Studio Manager
- Daily Monitor-Leader, Mount Clemens
Jim Porter, Sports Editor
- WBRB, Mount Clemens
Jim Hendricks, Sports Director
- WDOG, Mount Clemens
Wilson Elliott

- Pontiac Press, Pontiac
Bruno Kearns, Sports Editor
- WPON, Pontiac
Chuck Lewis, Sports Director
- Daily Tribune, Royal Oak
Dayton Perrin, Sports Editor

OUTSTATE MEDIA OUTLETS

- News, Ann Arbor
Dave Teff, Sports Editor
- WHRV, Ann Arbor
Bob Wagner
- WPAG, Ann Arbor
Bob Ufer, Sports Director
- WELL, Battle Creek
Paul Haller, Sports Director
- Times, Bay City
Mike Sturm, Sports Editor
- WBCM, Bay City
Sports Director
- WNEM-TV, Bay City
Virgil O'Dell, Sports Director
- Journal, Flint
Doug Mintline, Sports Editor
- WDFD, Flint
Dan Hunter, Sports Director
- Press, Grand Rapids
Roscoe Bennett, Sports Director
- WLAV, Grand Rapids
John Wismer, Sports Director
- Citizen-Patriot, Jackson
Al Cotten, Sports Editor
- WKHM, Jackson
Nate Albertstein, Sports Director
- State Journal, Lansing
George Alderton, Sports Editor
- WILS, Lansing
Dave Froh, Sports Director
- WKBZ, Muskegon
Bill Trap, Sports Director
- Times-Herald, Port Huron
Ed Senyzcko, Sports Editor
- WTHH, Port Huron
Dick Summerville, Sports Director
- News, Saginaw
Joe Hart, Sports Editor
- WKNX-TV, Saginaw
Dick Davis, Sports Director
- WOIA, Saline
Tom Johnson, Sports Director

All-Time Piston Records

INDIVIDUAL ONE GAME

Most points	52, George Yardley (vs. Syracuse at Detroit)	2- 4-58
Most field goals	19, George Yardley (at Minneapolis)	3- 6-58
Most field goal attempts	33, George Yardley (vs. Minneapolis at St. Paul)	1-23-58
	33, George Yardley (at Minneapolis)	3- 6-58
	33, George Yardley (at Boston)	1-15-58
Most free throws	20, George Yardley (at St. Louis)	12-26-57
Most free throw attempts	24, George Yardley at St. Louis)	12-26-57
	24, George Yardley (at Cincinnati)	11- 3-57
Most assists	19, Andy Phillip (vs. Minneapolis at Ft. Wayne)	11-27-54
	19, Andy Phillip (at New York)	11-20-55
Most rebounds	32, Walter Dukes (vs. New York at Detroit)	12-13-59
	32, Bailey Howell (vs. Philadelphia at Boston)	11 -5-60
Most consecutive free throws	16, George Yardley (in 16 attempts vs. Syr. at Det.)	2- 4-58
Most consecutive field goals	12, George Yardley (vs. Syracuse at Detroit)	2-18-58

INDIVIDUAL ONE SEASON

Most points	2,001, George Yardley (also league record)	1957-58
Most field goals	673, George Yardley	1957-58
Most field goal attempts	1,624, George Yardley	1957-58
Most free throws	655, George Yardley (also league record)	1957-58
Most free throw attempts	808, George Yardley (also league record)	1957-58
Most rebounds	967, Larry Foust	1953-54
Most assists	491, Andy Phillip	1954-55
Best scoring average	27.8, George Yardley	1957-58
Most minutes played	3,338, Gene Shue (tied for League Record)	1959-60

TEAM ONE GAME

Most points for	147 (vs. New York at Detroit)	12-13-59
Most points against	153 (vs. Boston at Providence)	2-10-60
Most points for, one half	82 (vs. New York at Detroit)	12-13-59
Most points for, one quarter	47 (vs. Minneapolis at Detroit)	1-11-58
Most points against, one half	91 (vs. Boston at Providence)	2-10-60
Most points against, one quarter	49 (vs. Boston at Providence) 3Q	2-10-60
Most field goals for	59 (vs. New York at Detroit)	12-13-59
Most field goals against	65 (vs. St. Louis at St. Louis)	12- 6-60
Most field goal attempts for	144† (vs. Boston at Detroit)	11-17-59
Most field goal attempts against	133 (vs. Philadelphia at Detroit)	2-28-60
Most free throws for	43 (vs. Boston at Detroit)	12- 3-57
	43 (vs. Boston at Boston)	1-15-58
Most free throws against	47 (vs. Syracuse at Syracuse)	1-12-58
Most free throw attempts for	60 (vs. Cincinnati at Cincinnati)	11- 3-57
Most free throw attempts against	56 (vs. Minneapolis at New York)	11-26-57
Most rebounds for	107 (vs. New York at New York)	11-29-60
Most rebounds against	96 (vs. New York at Detroit)	1-22-58
Most assists for	39 (vs. Boston at Fort Wayne)	1-10-56
Most assists against	40 (vs. Cincinnati at Dayton)	2-12-60
Least field goals for	4 (vs. Minneapolis at Minneapolis)	11-22-50
Least field goal attempts for	13 (vs. Minneapolis at Minneapolis)	11-22-50
Least field goal attempts against	17 (vs. Minneapolis at Minneapolis)	11-22-50
Least points for	19 (vs. Minneapolis at Minneapolis)	11-22-50
Least points against	18 (vs. Minneapolis at Minneapolis)	11-22-50
Least points for one quarter	3 (vs. Minneapolis at Minneapolis)	11-22-50
Least points against, one quarter	1 (vs. Minneapolis at Minneapolis)	11-22-50

* Indicates playoff game.
† Indicates overtime game.

Detroit Pistons, Inc.

5920 Grand River at McGraw

TYler 8-6440