

# DETROIT PISTONS

N B A PROFESSIONAL BASKETBALL



YEARBOOK **1967-68**



Fred Zollner — President



Edwin E. Coil — General Manager

TABLE OF CONTENTS	Page
Fred Zollner .....	2
Donnis Butcher .....	3
Roster .....	5
Piston Team .....	6-15
Individual Records .....	16
Piston Scoring Leaders .....	17
Departmental Leaders .....	18
Attendance Figures .....	19
Season Records .....	20
NBA — Team By Team .....	21
All-Time Piston Records .....	22
Cobo Arena Records .....	23
T.V. Schedule .....	25
Season Schedule .....	26

FROM THE SPORTS LIBRARY OF  
**RETROSEASONS**  **com**

[www.retroseasons.com/library/](http://www.retroseasons.com/library/)





## **DETROIT PISTONS STAFF DIRECTORY**

OFFICE: 202 Michigan Ave., Detroit, Mich. 48226

Telephone: Area Code — 313 962-7844

Fred Zollner — President

Edwin E. Coil — General Manager

Donnis Butcher — Coach

Paul Seymour — Assistant Coach and Chief Scout

George Maskin — Director of Public Relations

William Rodgers — Promotions Director

I. D. Sullivan — Box Office Treasurer

Harold L. Shockro — Trainer

Dr. Russell Wright — Team Physician

Dr. Henry Berris — Team Dentist

Home Court — Cobo Arena (Foot of Washington Blvd.)

Attendance: 11,009

Team Colors — Red, White and Blue.

Ticket Prices — \$5, \$4, \$3, \$2, \$1.50

Home Game times — 8 p.m. weekdays and Saturday

2 p.m. Sundays

# **FRED ZOLLNER**

## ***Mister Perseverance***

Despite a series of ups and downs that would have dissuaded a less-determined man, Fred Zollner has worked steadfastly to bring exciting basketball and a championship team to Detroit.

Half of the quest was realized a year ago when crowd-pleasing rookie sensation Dave Bing was injected to a lineup with veterans like Dave DeBusschere, Eddie Miles and Tom Van Arsdale.

Detroit fans responded with record attendance. Now the drive is for a climb up the ladder to an eventual title.

It's a position Zollner has reached many times since organizing his first professional team in 1941.

With standouts like Bobby McDermott, Paul Birch and Buddy Jeannette (now a rival general manager with Baltimore), the Pistons won four straight championships in the National Basketball League (1943-46).

They added victories in three world tournaments (1944-46) at Chicago Stadium, then considered the ultimate in pro basketball.

After being a key figure in the formation of the NBA, Zollner saw his team win its first Western Division title in 1954-55. The Pistons extended Syracuse to the seventh game of the finals before bowing, 92-91, despite having to play all its playoff games on the road.

The Pistons repeated as Western Division titlists in 1955-56, but lost in the playoffs to Philadelphia. Following another divisional crown in 1956-57, Zollner made the move from Ft. Wayne to Detroit.

The new season, the 11th in the Motor City, brings a shift to the powerful Eastern Division and still a new challenge.

Because of the increasing complexities and expansion of his piston-manufacturing corporation, much of the detail of the basketball Pistons has been delegated to general manager Edwin E. Coil, but Zollner, a basketball pioneer, remains vitally interested and actively concerned with his one goal — a championship for Detroit.



## DONNIS BUTCHER

### HEAD COACH

What does it take to become a head coach in the National Basketball Association?

For one thing, a man has to be a battler like Donnis Butcher, the bossman of the Detroit Pistons.

The odds were stacked against Butcher when he first appeared on the NBA scene in 1961.

He was the seventh draft choice of the New York Knicks, and it's a rare player who is picked so low that wins a job in the league.

What's more, he wasn't much of "a name," having played his college basketball for little known Pikesville College in Kentucky. (Little known, that is, outside of Kentucky).

Then, too, when Butcher reported to the Knicks, he found that there were 10 other candidates bucking for guard positions.

He realized that he had to make a quick impression since it was a cinch that the Knicks weren't about to carry more than five or six backliners.

When the Knicks started slicing their roster, they didn't touch Butcher. He was still around when the season began. And he remained with the Knicks for two full seasons, plus part of 1963-64 when he was traded to the Pistons.

Butcher finished out 1963-64 as a player with the Pistons and then early in the next season was appointed the team's chief scout.

Butcher's duties were expanded at the outset of 1966-67. He was named ass assistant coach to Dave DeBusschere, while remaining the chief scout.


With eight games left on the schedule, Butcher was elevated to run the Pistons in March, 1967, when DeBusschere gave up his coaching duties.

Now Butcher is looking forward to taking his first team into a full NBA campaign as he embarks on what he hopes will be a long coaching carrer.

Coaching should come naturally to Butcher. His brother, Paul, is the head cage mentor at Pikesville College and there was a time when Donnis played under Paul.

"I always have thought I'd some day like to coach in the NBA," says Butcher. "I guess everybody who plays in the league has the same wish.

Butcher, his wife and two children make their year-around home in suburban Dearborn.



## **PAUL SEYMOUR**

### **ASSISTANT COACH AND CHIEF SCOUT**

After a one-year absence, Seymour returns to the NBA where he built a fine record both as a player and a coach. With the Pistons he'll handle two jobs — assist Donnis Butcher with the coaching and also the scouting.

Seymour, a native of nearby Toledo, Ohio, began his pro basketball career with the old Baltimore Bullets. But he was traded to the Syracuse Nationals in February, 1948, and remained with the team for 11 seasons.

He was the Nats' perennial leaders in assists, free throws made and minutes played and averaged almost 10 points per game in regular season and playoff action.

Seymour was named playing coach of the Nats in 1956-57 and he guided the team for four years, fashioning records of 34-26, 41-31, 35-37 and 45-30. He then went to the St. Louis Hawks for one full season, posting a 51-28 record. The Hawks dropped him after a 5-9 start the following year. In 1965-66, Seymour returned to the NBA with the Baltimore Bullets and led the team to a second-place finish with a 38-42 record.

Overall, Seymour's NBA teams won 249 and lost 203 in regular-season action and had a 14-19 playoff record.

He continues to make his home with his wife and two children in Syracuse.



## **HAROLD L. (Bud) SHOCKRO**

### **PISTONS TRAINER**

A native of Attleboro, Mass., Shockro will be starting his second season with the Pistons.

He has been identified with professional and college teams since 1958 when he joined the Chicago White Sox system. He served the Chisox for eight seasons before moving closer to home to join the Boston Red Sox system. He was with the Bosox' Pittsfield (Mass.) team this past summer.

Shockro also was associated with the Providence (R. I.) professional football team in 1963 and 1964 and trained the Providence College basketball and hockey teams from 1959-66.

He attended the Massachusetts School of Physiotherapy and the Nylin Massage School.

Shockro is single.

## DETROIT PISTONS ROSTER

### SEPTEMBER 18, 1967

No.	PLAYER	HT.	WT.	Birth Date	Years In N. B. A.	COLLEGE	RESIDENCE
21	Dave Bing	6-3	180	11-24-43	1	Syracuse	Detroit, Mich.
12	George Carter	6-5	218	1-18-44		St. Bonaventure	Silver Creek, N. Y.
22	Dave DeBusschere	6-6	220	10-16-40	5	Detroit	Detroit, Mich.
43	Terry Dischinger	6-7	208	11-21-40	3	Purdue	Lafayette, Ind.
44	Lloyd "Sonny" Dove	6-8	198	8-16-45		St. John's (N.Y.)	St. Albans, N. Y.
25	Paul Long	6-2	180	2- 8-44		Wake Forest	Louisville, Ky.
14	Eddie Miles	6-4	195	7- 5-40	4	Seattle	Detroit, Mich.
20	George Patterson	6-8	240	11-26-39	R	Toledo	Royal Oak, Mich.
16	Joe Strawder	6-10	230	9-21-40	2	Bradley	Detroit, Mich.
23	John Treavant	6-7	220	11- 6-40	2	Seattle	Detroit, Mich.
5	Tom VanArsdale	6-5	215	2-22-43	2	Indiana	Greenwood, Ind.
24	Jimmie Walker	6-3	205	4- 8-44		Providence	Roxbury, Mass.

General Manager . . . Edwin E. Coil  
 Coach . . . . . Donnis Butcher  
 Assistant Coach . . . Paul Seymour  
 Trainer . . . . . Harold ("Bud") Shockro



## DAVID BING

**BIRTH DATE** — November 24, 1943

**HEIGHT** — 6-3 **WEIGHT** — 180

**COLLEGE** — Syracuse **RESIDENCE** — Detroit, Michigan

Entering sophomore NBA campaign after explosive rookie season which reaped total honors . . . Captured team scoring championship with 1601 points (20.0 average), a feat never before accomplished by a Piston freshman . . . Tenth in the league in scoring . . . Led team's play-makers with 330 assists . . . Scored 47 points against Baltimore at Cobo Arena on March 8, 1967 for fifth highest single-game effort in Piston history, a sum exceeded only by Piston great George Yardley and unmatched in nine years . . . Established a single-game FG mark of 21 . . . Voted NBA "rookie-of-the-year" by the players, sportswriters and sportscasters . . . Unanimous All-American and number one draft choice from Syracuse, holding all-school single season (794 points and 28.4 average) and career (1883 points) records . . . Hails from Washington, D. C., but now makes home on Detroit's northwest side with wife and two children.

### NBA CAREER RECORD

Season—Team	G	Min	FGM	FGA	Pct	FTM	FTA	Pct	Reb	Ast	PF	Disq	Pts	Avg
66-67 Detroit	80	2762	664	1522	.436	273	370	.738	359	330	217	2	1601	20.0


### 1966-67 TOTALS AGAINST EACH INDIVIDUAL TEAM

TEAM	GAMES	TOTAL POINTS	AVERAGE	REBOUNDS	ASSISTS
Baltimore	9	192	21.3	53	40
Boston	9	181	20.1	57	42
Chicago	9	177	19.7	40	40
Cincinnati	9	176	19.6	34	33
Los Angeles	9	192	21.3	39	38
New York	9	175	19.4	34	36
Philadelphia	9	195	21.7	38	41
San Francisco	9	181	20.1	38	40
St. Louis	8	132	16.5	26	20

### NATIONAL BASKETBALL ASSOCIATION REFEREES NUMBERS

DOLPH SCHAYES — SUPERVISOR OF OFFICIALS

5	Mendy Rudolph	20	Leo Oates	29	Chuck Newman
7	Norman Drucker	23	Don Murphy	30	Ed Rush
10	Earl Strom	24	Paul Ruddy	32	Jackie White
11	Joe Gushue	25	Jack Madden	33	Darell Garretson
12	John Vanak	26	Charles Marino	34	Alex Robinson
14	Manny Sokol	28	Bill Kunkel		



## DAVID DeBUSSCHERE

**BIRTH DATE** — November 16, 1940

**HEIGHT** — 6-6 **WEIGHT** — 220

**COLLEGE** — U. of Detroit **RESIDENCE** — Detroit, Mich.

Starting his sixth season in NBA . . . One of the city of Detroit's most prolific sons . . . Coached Pistons almost three full seasons, the youngest ever to coach a major league professional team at 24 . . . Spent four years pitching in the Chicago White Sox system and for the parent club . . . Hit his scoring (18.2 points) and rebounding (924) peak the past season . . . A 15.7 Piston-lifetime average has moved him up to sixth place on the club's all-time list of scorers . . . Shoots golf in the 70's . . . A native Detroiter, DeBusschere prepped at Austin High, playing for the state basketball titlist in 1958, defeating Benton Harbor and Chet Walker in the finals . . . Starred at the University of Detroit in baseball and basketball where he led the Titans to post-season meets in both sports during each of his three varsity years . . . Still a bachelor, DeBusschere continues to make his home on Detroit's East Side with his mother and sisters . . . Worked for a Detroit brokerage firm the past summer.

### NBA CAREER RECORD

Season—Team	G	Min	FGM	FGA	Pct	FTM	FTA	Pct	Reb	Ast	PF	Disq	Pts	Avg
62-63 Detroit	80	2352	406	944	.430	206	287	.718	694	207	247	2	1018	12.7
63-64 Detroit	15	304	52	133	.391	25	43	.581	105	23	32	1	129	8.6
64-65 Detroit	79	2769	508	1196	.425	306	437	.700	874	253	242	5	1322	16.7
65-66 Detroit	79	2696	524	1284	.408	249	378	.659	916	209	252	5	1297	16.4
66-67 Detroit	78	2897	531	1278	.415	361	512	.705	924	216	297	7	1423	18.2
<b>Total</b>	<b>331</b>	<b>11018</b>	<b>2021</b>	<b>4835</b>	<b>.418</b>	<b>1147</b>	<b>1657</b>	<b>.692</b>	<b>3513</b>	<b>908</b>	<b>1070</b>	<b>20</b>	<b>5189</b>	<b>15.7</b>

### PLAYOFF RECORD


Season Team	G	Min	FGM	FGA	Pct	FTM	FTA	Pct	Reb	Ast	PF	Disq	Pts	Avg
62-63 Detroit	4	159	25	59	.424	30	44	.682	63	6	14	1	80	20.0

### ALL-STAR GAME RECORD

Season—Team	G	Min	FGM	FGA	Pct	FTM	FTA	Pct	Reb	Ast	PF	Disq	Pts	Avg
65-66 Detroit	1	22	1	14	.071	2	2	1.000	6	1	1	0	4	
66-67 Detroit	1	25	11	17	.647	0	0	.000	6	0	1	0	22	
<b>Total</b>	<b>2</b>	<b>47</b>	<b>12</b>	<b>31</b>	<b>.387</b>	<b>2</b>	<b>2</b>	<b>1.000</b>	<b>12</b>	<b>1</b>	<b>2</b>	<b>0</b>	<b>26</b>	<b>13.0</b>

### 1966-67 TOTALS AGAINST EACH INDIVIDUAL TEAM

TEAM	GAMES	TOTAL POINTS	AVERAGE	REBOUNDS	ASSISTS
Baltimore	8	152	19.0	98	19
Boston	8	128	16.0	80	19
Chicago	9	146	16.2	126	29
Cincinnati	9	166	18.4	131	31
Los Angeles	9	180	20.0	100	33
New York	9	164	18.2	117	24
Philadelphia	8	127	15.9	82	21
San Francisco	9	197	21.9	97	23
St. Louis	9	163	18.1	93	17



## TERRY DISCHINGER

**BIRTH DATE** — November 21, 1940

**HEIGHT** — 6-7 **WEIGHT** — 189

**COLLEGE** — Purdue **RESIDENCE** — Lafayette, Indiana

Starting his fourth year in the NBA after a two-year lapse because of reserve duty with the U. S. Army, mostly spent in Hawaii as an instructor in chemical warfare at Schofield Barracks . . . In each of his three previous NBA years, he was selected for the All-Star team . . . selected "rookie-of-the-year" with the Chicago Zephyrs in 62-63 season despite missing 23 of 80 games while completing degree at Purdue . . . Greatest basketball player in history of Purdue, receiving All American honors in each varsity year . . . starred on U. S. Olympic team in 1960 as a 19-year-old Purdue sophomore . . . As a prep student at Terre Haute (Ind.) Garfield, a four-sport star — an all-state end in football; a hurdler of distinction (3rd and 2nd in highs and lows in '58 state meet); a first baseman on Babe Ruth League world champions and member of Indiana All-Star basketball squad . . . Pistons' leading scorer with 1456 points in 64-65 season, last previous NBA year.

### NBA CAREER RECORD

Season—Team	G	Min	FGM	FGA	Pct	FTM	FTA	Pct	Reb	Ast	PF	Disq	Pts	Avg
62-63 Chicago	57	2304	525	1016	.517	402	522	.770	468	175	188	2	1452	25.5
63-64 Baltimore	80	2820	604	1217	.496	454	585	.776	665	157	321	10	1662	20.8
64-65 Detroit	80	2698	568	1153	.493	320	424	.755	479	198	253	5	1456	18.2
65-66 Detroit						In Military Service								
66-67 Detroit						In Military Service								
<b>Total</b>	<b>217</b>	<b>7822</b>	<b>1697</b>	<b>3386</b>	<b>.501</b>	<b>1176</b>	<b>1531</b>	<b>.768</b>	<b>1612</b>	<b>530</b>	<b>762</b>	<b>17</b>	<b>4570</b>	<b>21.1</b>

### ALL-STAR GAME RECORD

Season—Team	G	Min	FGM	FGA	Pct	FTM	FTA	Pct	Reb	Ast	PF	Disq	Pts	Avg
62-63 Chicago	1	7	3	3	1.000	1	1	1.000	1	0	0	0	7	
63-64 Baltimore	1	13	2	4	.500	3	3	1.000	1	1	1	0	7	
64-65 Detroit	1	24	2	8	.250	1	2	.500	5	1	4	0	5	
<b>Total</b>	<b>3</b>	<b>44</b>	<b>7</b>	<b>15</b>	<b>.467</b>	<b>5</b>	<b>6</b>	<b>.833</b>	<b>7</b>	<b>2</b>	<b>5</b>	<b>0</b>	<b>19</b>	<b>6.3</b>

### 5 NEW ARENAS FOR NBA TEAMS

Five of the NBA cities have new arenas this season. They are the New York Knicks, Los Angeles Lakers and Philadelphia 76ers, plus the new San Diego and Seattle franchises.

### PISTONS BIGGEST WINNING MARGINS

What's the biggest victory margin for a Pistons' team in any game? On Nov. 28, 1962, the Pistons beat the New York Knicks, 143-101. The Pistons also hold two 40-point wins — one each over Cincinnati and St. Louis.



## GEORGE PATTERSON

**BIRTH DATE** — November 26, 1939

**HEIGHT** — 6-8 **WEIGHT** — 240

**COLLEGE** — Toledo Univ. **RESIDENCE** — Royal Oak, Mich.

Came to the Pistons this fall as a free agent. One of oldest "rookies" to bid for a job in the NBA. Came out of Ken Catholic High School in Pittsburgh, played three years of varsity basketball at Toledo University, finishing up in 1961. Averaged 13 points and 14 rebounds for the Rockets. Spent from 1961-63 with Kansas City Steers of now defunct American Basketball League, scoring eight points per game and averaging nine rebounds . . . Then toured with a team providing opposition for the Harlem Globe Trotters . . . Also has performed with Grand Rapids and Battle Creek in the North American League . . . Has worked as a salesman in Royal Oak . . . Married, one child.

## PISTONS AGAIN ON CHANNEL 50

The Detroit Pistons again will appear on Channel 50 television during the 1967-68 National Basketball Association season.

Veteran sportscaster Tom Hemmingway will be the new "voice" of the Pistons, with the games again to be sponsored by Carling's.

The schedule of TV games follows:

- Saturday, Oct. 21 — at Philadelphia, 8 p.m.
- Wednesday, Oct. 25 — Chicago, 8 p.m.
- Wednesday, Nov. 1 — San Francisco, 8 p.m.
- Saturday, Nov. 18 — at Chicago, 9 p.m.
- Saturday, Dec. 2 — Boston, 8 p.m.
- Saturday, Dec. 9 — at New York, 8:30 p.m.
- Friday, Dec. 29 — St. Louis at Miami Beach, 8:30 p.m.
- Saturday, Jan. 13 — Philadelphia, 8 p.m.
- Wednesday, Jan. 31 — at Baltimore, 8 p.m.
- Saturday, Feb. 10 — Baltimore, 8 p.m.
- Saturday, Feb. 24 — at Baltimore, 8 p.m.
- Saturday, Mar. 2 — at New York, 8:30 p.m.
- Wednesday, Mar. 20 — at Boston, 8:15 p.m.



## EDDIE MILES

**BIRTH DATE** — July 5, 1940

**HEIGHT** — 6-4 **WEIGHT** — 195

**COLLEGE** — Seattle **RESIDENCE** — Detroit, Michigan

Set for his fifth season in NBA . . . Topped the Pistons in scoring in 1965-66 with 19.6 effort and All-Star Game berth . . . Overall five-year NBA average of 14.7 to rank as one of league's finest middle distance shooters . . . Averaged 21.3, 22.3 and 25.8 points per season at Seattle University to gain his now famous nickname, "The Man With The Golden Arm" . . . Has played in 204 consecutive games for Detroit with last miss coming on Dec. 27, 1964 . . . Originally from North Little Rock, Arkansas, but now makes his year-around home in Detroit with his wife and four children . . . Spends summer working as an internal accountant for one of Detroit's leading chain food stores . . . Word buff, with reading and crossword puzzles a favorite pastime.

### NBA CAREER RECORD

Season—Team	G	Min	FGM	FGA	Pct	FTM	FTA	Pct	Reb	Ast	PF	Disq	Pts	Avg
63-64 Detroit	60	811	131	371	.353	62	87	.713	95	58	92	0	324	5.4
64-65 Detroit	76	2074	439	994	.442	166	223	.744	258	157	201	1	1044	13.7
65-66 Detroit	80	2788	634	1418	.447	298	402	.741	302	221	203	2	1566	19.6
66-67 Detroit	81	2419	582	1363	.427	261	338	.772	298	181	216	2	1425	17.6
<b>Total</b>	<b>297</b>	<b>8092</b>	<b>1786</b>	<b>4146</b>	<b>.431</b>	<b>787</b>	<b>1050</b>	<b>.750</b>	<b>953</b>	<b>617</b>	<b>712</b>	<b>5</b>	<b>4359</b>	<b>14.7</b>

### ALL-STAR GAME RECORD

Season—Team	G	Min	FGM	FGA	Pct	FTM	FTA	Pct	Reb	Ast	PF	Disq	Pts	Avg
65-66 Detroit	1	28	8	16	.500	1	5	.200	1	0	1	0	17	

### 1966-67 TOTALS AGAINST EACH INDIVIDUAL TEAM

TEAM	GAMES	TOTAL POINTS	AVERAGE	REBOUNDS	ASSISTS
Baltimore	9	196	21.8	40	15
Boston	9	155	17.2	27	13
Chicago	9	170	18.9	35	18
Cincinnati	9	147	16.3	16	22
Los Angeles	9	178	19.8	34	24
New York	9	128	14.2	28	22
Philadelphia	9	143	15.9	35	28
San Francisco	9	150	16.7	44	29
St. Louis	9	158	17.6	39	10

### 'FOR LOVE OF HIS COUNTRY'

Rookie Sonny Dove of the Pistons represented the United States in two international competitions during the last summer. He was a member of the U.S. teams in the Pan American Games at Winnipeg and in the World University Games at Tokyo.



## JOE STRAWDER

**BIRTH DATE** — September 21, 1940

**HEIGHT** — 6-10 **WEIGHT** — 230

**COLLEGE** — Bradley **RESIDENCE** — Detroit, Michigan

A three-year college star at Bradley University. Originally drafted by the Boston Celtics, but never played with them. Spent one season with Camden, N. J. in the Eastern League before coming to the Pistons in September of 1965. Has averaged nine points in two NBA seasons and picked off 1611 rebounds in 158 contests . . . Fired in 29 points for his pro high against Boston . . . Twice has hauled in 24 rebounds in a game . . . Married, father of one child.

### STRAWDER'S NBA CAREER RECORD

Season—Team	FGM	FTM	REBS	AST	PTS	Avg.
1965-66 Detroit .....	250	176	820	78	676	8.6
1966-67 Detroit .....	281	188	791	82	750	9.5
<b>Totals</b> .....	<b>531</b>	<b>364</b>	<b>1611</b>	<b>160</b>	<b>1426</b>	<b>9.0</b>

**BEST OVERALL AVERAGE** — .833, 1941 (Won 25, Lost 5)

**WORST OVERALL AVERAGE** — .275, 1965-66 (Won 22, Lost 58)

**BEST HOME RECORD** — 1.000, 1944-45 (Won 15, Lost 0)

**BEST ROAD RECORD** — .833, 1943-44 (Won 10, Lost 2)

**WORST ROAD RECORD**

(Exclusive neutrals) — .144, 1965-66 (Won 4, Lost 23)

**MOST HOME VICTORIES** — 28, 1948-49 (six losses)

**MOST VICTORIES (Detroit)** — 37, 1961-62 (43 losses)

**MOST OVERALL VICTORIES** — 43, 1954-55 (29 losses)

**LEAST HOME VICTORIES** — 8, 1941-42

**LEAST HOME WINS (Detroit)** — 9, 1963-64

**MOST HOME LOSSES** — 21, 1963-64

**MOST OVERALL LOSSES** — 58, 1965-66

**FEWEST HOME LOSSES** — 0, 1944-45

**FEWEST ROAD LOSSES** — 2, 1943-45

**FEWEST OVERALL LOSSES** — 4, 1943-44

**LONGEST WINNING STREAK** — 14, 1944-45

**LONGEST WINNING STREAK**

**IN DETROIT** — 7, Jan. 15-25, 1961

**LONGEST HOME WIN STREAK** — 25, 1943-44

**LONGEST ROAD WIN STREAK** — 9, 1943-44

**LONGEST LOSING STREAK** — 9, 1958-59 and 1965-66

**LONGEST LOSING STREAK**

**AT HOME** — 8, Dec. 11-Jan. 25, 1963-64

**LONGEST LOSING STREAK**

**AT START OF SEASON** — 7, 1963-64

**LONGEST LOSING STREAK**

**AT FINISH OF SEASON** — 8, 1964-65

**LONGEST ROAD — NEUTRAL**

**LOSING STREAK** — 16, 1950-51



## JOHN TRESVANT

**BIRTH DATE** — November 6, 1939

**HEIGHT** — 6-7 **WEIGHT** — 220

**COLLEGE** — Seattle **RESIDENCE** — Detroit, Michigan

Starting his fourth NBA campaign . . . Blossomed into a regular midway through the 1966-67 season for the Pistons . . . A fifth draft choice by the St. Louis Hawks in 1964, he played four games his first season before a trade in December of the following year changed his uniform to that of Detroit . . . Hit a high mark of 26 points on March 8, 1967 against Baltimore at Cobo Arena . . . Plays both center and forward with Pistons, but strong suit is in the corner . . . Didn't go out for basketball until 1956 while in his country's service . . . Originally from Washington, D. C., now makes his year-around home in Detroit . . . Works as a supervisor for a milk company in the off season . . . Married.

### NBA CAREER RECORD

Season—Team	G	Min	FGM	FGA	Pct	FTM	FTA	Pct	Reb	Ast	PF	Disq	Pts	Avg
64-65 St. Louis	4	35	4	11	.364	6	9	.667	18	6	9	0	14	3.5
65-66 St. L.-Det.	61	969	171	400	.428	142	190	.747	364	72	179	2	484	7.9
66-67 Detroit	68	1553	256	585	.438	164	234	.701	483	88	246	8	676	9.9
<b>Total</b>	<b>133</b>	<b>2557</b>	<b>431</b>	<b>996</b>	<b>.433</b>	<b>312</b>	<b>433</b>	<b>.721</b>	<b>865</b>	<b>166</b>	<b>434</b>	<b>10</b>	<b>1174</b>	<b>8.8</b>

### 1966-67 TOTALS AGAINST EACH INDIVIDUAL TEAM

TEAM	GAMES	TOTAL POINTS	AVERAGE	REBOUNDS	ASSISTS
Baltimore	7	72	10.3	59	19
Boston	8	55	6.9	45	9
Chicago	9	87	9.7	67	6
Cincinnati	8	67	8.4	58	9
Los Angeles	6	62	10.3	46	9
New York	6	56	9.3	35	7
Philadelphia	9	92	10.2	69	11
San Francisco	7	101	14.4	47	12
St. Louis	8	84	10.5	57	6

### PISTONS GAME OFFICIALS

Scorer — Larry Evoe.

Statistician — Morris Moorawnick.

Times — Bill Clements, Jack Patterson, Bob Blow.

24-second Operators — Robert Calihan and Sam Madden.

Play-by-Play — Brian Hitsky.

Flags, Minutes — Douglas Maskin.

Assistant — Sol Hoberman.

### PISTONS TOP DRAFT CHOICES SINCE COMING TO DETROIT

1958 — Choice went to New York for

Dick McGuire

1959 — Bailey Howell

1960 — Jackie Moreland

1961 — Ray Scott

1962 — Dave DeBusschere

1963 — Eddie Miles

1964 — Joe Caldwell

1965 — Bill Buntin

1966 — Dave Bing

1967 — Jimmy Walker



## THOMAS VAN ARSDALE

**BIRTH DATE** — February 22, 1943

**HEIGHT** — 6-5 **WEIGHT** — 215

**COLLEGE** — Indiana **RESIDENCE** — Greenwood, Indiana

Half of pro basketball's only twin-brother act . . . Brother Dick is with the New York Knicks . . . Both sport number 5 on their jerseys . . . Each starting his third season in the pro ranks after winning All-American acclaim at Indianapolis (Ind.) Manual High School and college honors at Indiana University . . . Tommy averaged 12.5, 21.3 and 18.4 points in his three seasons with Indiana . . . Has averaged 11.4 points in two seasons as a Piston guard . . . High game of 29 points came on Jan. 15, 1966 against Baltimore . . . Picked on NBA's all-rookie team in 1966 along with brother Dick . . . Spent the past summer in New York City, taking course to become a stock broker . . . Continues to live with his parents in Greenwood, Ind., as a "very eligible" bachelor . . . shares his birthday with George Washington, his brother as well as many others.

### NBA CAREER RECORD

Season—Team	G	Min	FGM	FGA	Pct	FTM	FTA	Pct	Reb	Ast	PF	Disq	Pts	Avg
65-66 Detroit	79	2041	312	834	.374	209	290	.721	309	205	251	1	833	10.5
66-67 Detroit	79	2134	347	887	.391	272	347	.783	341	193	241	3	966	12.2
Total	158	4175	659	1721	.383	481	637	.755	650	398	492	4	1799	11.4

### 1966-67 TOTALS AGAINST EACH INDIVIDUAL TEAM

TEAM	GAMES	TOTAL POINTS	AVERAGE	REBOUNDS	ASSISTS
Baltimore	9	97	10.8	41	16
Boston	9	130	14.4	47	18
Chicago	9	125	13.9	30	23
Cincinnati	9	134	14.9	36	27
Los Angeles	8	79	9.9	24	26
New York	9	121	13.4	37	25
Philadelphia	9	86	9.6	53	29
San Francisco	8	108	13.5	49	21
St. Louis	9	86	9.6	24	8

### MVP IN STOKES BENEFIT

Dave Bing was hailed as the most valuable player in the 1967 Maurice Stokes benefit game involving star National Basketball Association players held at Kutsher's Country Club in Monticello in August. Dave DeBusschere and Eddie Miles of the Pistons also played in the game, along with Pistons draftee Bob Lloyd.

### NEW ARENAS FOR NBA TEAMS

The Pistons will play in five new arenas this season — in New York, Philadelphia, Los Angeles, Seattle and San Diego.



## JIMMY WALKER

**BIRTH DATE** — April 8, 1944


**HEIGHT** — 6-3 **WEIGHT** — 205

**COLLEGE** — Providence **RESIDENCE** — Roxbury, Mass.

Hailed as the No. 1 senior college player in the country last season. Won All American honors on AP, UPI, Look Magazine and Sporting News selections . . . Voted as most valuable player both as junior and senior in ECAC Holiday festival held in New York City and last spring was honored as foremost player in New England . . . Topped major college scorers last season with 851 points and 30.4-point average. Set a new all-time Providence College record with a total of 2045 points and a 25.2-point average . . . Hit on 49.0 percent of his field goal attempts (323 out of 659) and 80.1 percent from free-throw line (205 out of 256) in his senior year. Twice hit 50 points in a game.

### WALKER'S THREE-YEAR COLLEGE RECORD

SEASON	GAMES	FGM	FTM	TP	AVG.
1964-65 .....	26	211	110	532	20.5
1965-66 .....	27	248	166	662	24.5
1966-67 .....	28	323	205	851	30.4
<b>Totals .....</b>	<b>81</b>	<b>782</b>	<b>481</b>	<b>2045</b>	<b>25.2</b>



## GEORGE CARTER

**BIRTH DATE** — January 18, 1944

**HEIGHT** — 6-5 **WEIGHT** — 220


**COLLEGE** — St. Bonaventure

**RESIDENCE** — Silver Creek, New York

Strong player, offensively and defensively . . . Led Bonnies in rebounding in each of his three varsity seasons and was high man on the team in scoring in sophomore and junior seasons . . . Posted an overall 19.4-point average in his three varsity campaigns . . . High year was 20.5 points as a senior, just a tenth over his Junior campaign . . . His single-game high was 36 points against Fairfield . . . Captained Bonnies as a senior . . . Was voted All East both as a junior and senior . . . Majored in sociology.

### CARTER'S COLLEGE RECORD

SEASON	GAMES	FGM	FTM	REB	TP	AVG.
1964-65 .....	23	158	87	259	403	17.5
1965-66 .....	23	182	105	285	469	20.4
1966-67 .....	22	171	108	305	450	20.5
<b>Totals .....</b>	<b>68</b>	<b>511</b>	<b>300</b>	<b>849</b>	<b>1322</b>	<b>19.4</b>



## PAUL LONG

**BIRTH DATE** — February 8, 1944


**HEIGHT** — 6-2 **WEIGHT** — 180

**COLLEGE** — Wake Forest **RESIDENCE** — Louisville, Ky.

Long played his college ball at Virginia Tech for two years and then switched to Wake Forest. Was Wake Forest's captain as a senior . . . Great shooter averaging .503 (235 out of 467) and .513 (235 out of 458) as junior and senior, respectively, from the field and shot 86.9 and 83.0 percent from the charity line . . . Voted to All Atlantic Conference and District 3 NCAA teams last season. No. 2 scorer in AAC last two years.

### LONG'S COLLEGE RECORD

SEASON	GAMES	FGM	FTM	REBS	PTS	AVG.
<b>AT VIRGINIA TECH:</b>						
1963-64 .....	23	143	87	131	373	16.2
<b>AT WAKE FOREST</b>						
1965-66 .....	26	235	153	123	623	24.0
1966-67 .....	27	235	132	105	602	22.3
Totals .....	76	613	372	359	1598	21.0



## LLOYD SONNY DOVE

**BIRTH DATE** — August 16, 1945

**HEIGHT** — 6-8 **WEIGHT** — 198

**COLLEGE** — St. John's of New York

**RESIDENCE** — St. Albans, New York

Won Sporting News and Helms All American honors as senior . . . Was named "star of stars" at annual East-West All-Star game . . . Played for winning U. S. team in Pan American Games and was a member of U. S. team in World University Games this past summer in Tokyo . . . Voted No. 1 college player in Metropolitan New York in 1966-67 . . . Became first St. John's player to go over 1,000 in rebounds, hitting 1130 during career . . . Was No. 10 nationally rebounding as senior with 14.8 rebounds to his credit . . . Average 46.6 percent on field goal attempts.

### DOVE'S THREE-YEAR COLLEGE RECORD

SEASON	GAMES	FGM	FTM	RB	TP	AVG.
1964-65 .....	29	160	79	338	399	13.8
1965-66 .....	26	216	119	377	551	21.2
1966-67 .....	28	242	142	415	626	22.4
Totals .....	83	618	340	1130	1576	19.0

## THE INDIVIDUAL STORY FOR PISTONS IN 1966-67

	G	Min	FGM	FGA	FG%	FTM	FTA	FT%	Reb	Ast	PF	D*	TP	Avg
Bing .....	80	2762	664	1522	.436	273	370	.738	359	330	217	2	1601	20.0
Miles .....	81	2419	582	1363	.427	261	338	.772	298	181	216	2	1425	17.6
DeBusschere .....	78	2897	531	1278	.415	361	512	.705	924	216	297	7	1423	18.2
VanArsdale .....	79	2134	347	887	.391	272	347	.783	341	193	241	3	966	12.2
Strawder .....	79	2156	281	660	.426	188	262	.718	791	82	344	19	750	9.5
Tresvant .....	68	1553	296	585	.438	164	234	.701	483	88	246	8	676	9.9
Scott .....	45	1477	252	681	.370	156	206	.757	404	84	132	1	660	14.7
*Hightower .....	72	1310	195	567	.344	153	210	.729	405	64	190	6	543	7.5
**Hightower .....	29	564	92	259	.355	64	86	.744	164	28	80	1	248	8.6
Reed .....	62	1248	223	600	.372	79	133	.594	423	81	145	2	525	8.5
Harding .....	74	1367	172	383	.449	63	103	.612	455	94	164	2	407	5.5
Vaughn .....	51	680	85	226	.376	60	74	.676	67	75	54	0	220	4.3
Murrey .....	35	311	33	82	.402	32	54	.593	102	12	57	2	98	2.8
Hogsett .....	7	22	5	16	.313	6	6	1.000	3	1	5	0	16	2.3

D\* Number of games disqualified on personal fouls.

\* Includes record with Baltimore.      \*\*Record ONLY with Pistons.

	G	FGM	FGA	FG%	FTM	FTA	FT%	Reb	Ast	PF	D	TP	Avg
PISTONS TOTALS .....	81	3523	8542	.412	1969	2725	.723	3511	1465	2198	49	5015	115.5

## NBA ALL-STAR SELECTIONS

### FIRST TEAM

Rick Barry, San Francisco  
 Elgin Baylor, Los Angeles  
 Wilt Chamberlain, Philadelphia  
 Jerry West, Los Angeles  
 Oscar Robertson, Cincinnati

### SECOND TEAM

Willis Reed, New York  
 Jerry Lucas, Cincinnati  
 Bill Russell, Boston  
 Sam Jones, Boston  
 Hal Greer, Philadelphia

## ALL-ROOKIE SELECTIONS

Dave Bing, Detroit  
 Lou Hudson, St. Louis  
 Cazzie Russell, New York  
 Erwin Mueller, Chicago  
 Jack Marin, Baltimore

### Honorable Mention

Archie Clark, Los Angeles  
 Clyde Lee, San Francisco

Most Valuable Player — Wilt Chamberlain, Philadelphia  
 Rookie-of-the-year — Dave Bing, Detroit  
 Coach-of-the-Year — John Kerr, Chicago

## PISTONS HIGH EFFORTS DURING 1966-67

**MOST POINTS** — 47, by Dave Bing vs. Baltimore, March 8, 1967  
 Eddie Miles had games of 37, 35 and 34 points, while Bing had a 35


**MOST REBOUNDS** — 24, by Joe Strawder vs. Boston on January 25, 1967

**HIGH QUARTER** — 19, by Eddie Miles on seven baskets and five free throws vs. Baltimore at Baltimore on January 4, 1967

**HIGH TEAM PERIOD** — 47 points vs. Cincinnati on February 16, 1967



**BILL RUSSELL**



**JERRY WEST**



**OSCAR ROBERTSON**

# PISTONS ALL-TIME SCORING LEADERS

(Includes Fort Wayne)

## REGULAR SEASON GAMES ONLY WITH PISTONS

	Games	Points	Avg
1. Bailey Howell (five seasons)	387	8182	21.1
2. Gene Shue (six seasons)	440	7974	18.1
3. George Yardley (six seasons)	384	7339	19.1
4. Larry Faust (seven seasons)	476	7124	15.0
5. Ray Scott (5½ seasons)	421	6724	16.0
6. Dave DeBusschere (five seasons)	331	5189	15.7
7. Don Ohl (four seasons)	307	5137	16.7
8. Walter Dukes (six seasons)	480	4570	9.5
9. Eddie Miles (four seasons)	297	4359	14.7

## PISTONS WHO HAVE SCORED 45 OR MORE POINTS IN ONE GAME

Player	Opponent	Site	Date	FG	FT	TP
George Yardley	Syracuse	Detroit	2-4-58	18	16	52
George Yardley	Boston	Boston	1-15-58	19	13	51
George Yardley	Minneapolis	Minneapolis	3-6-58	19	11	49
George Yardley	St. Louis	St. Louis	12-26-57	14	20	48
Dave Bing	Baltimore	Detroit	3-8-67	21	5	47
George Yardley	Syracuse	Detroit	11-9-58	14	17	45

Only Dave DeBusschere of present Pistons has scored more than 40 points in a game in addition to Bing. DeBusschere tallied 41 points on 19 baskets and three free throws against Philadelphia at Cobo Arena on Jan. 12, 1966.

## PISTONS COACHING RECORDS — YEAR BY YEAR IN DETROIT

Season	Coach	Regular	Playoff	Total
1957-58	Charles Eckman	9-16		9-16
	Red Rocha	24-23	3-4	27-27
1958-59	Red Rocha	28-44	1-2	29-46
	Red Rocha	13-21		13-21
1959-60	Dick McGuire	17-24	0-2	17-26
	Dick McGuire	34-45	2-3	36-48
1960-61	Dick McGuire	37-43	5-5	42-48
1962-63	Dick McGuire	34-46	1-3	35-49
1963-64	Charles Wolf	23-57		23-57
1964-65	Charles Wolf	2-9		2-9
	Dave DeBusschere	29-40		29-40
	Dave DeBusschere	22-58		22-58
1965-66	Dave DeBusschere	28-45		28-45
1966-67	Donnis Butcher	2-6		2-6

## HOW PISTONS HAVE FARED IN PLAYOFFS SINCE 1957-58

- 1958 — Eliminated Cincinnati, three games to one.  
Lost to St. Louis, four games to one.
- 1959 — Lost to Minneapolis, two games to one.
- 1960 — Lost to Minneapolis, two games to none.
- 1961 — Lost to Los Angeles, three games to two.
- 1962 — Eliminated Cincinnati, three games to one.  
Lost to Los Angeles, four games to two.
- 1963 — Lost to St. Louis, three games to one.

## PISTONS WHO HAVE APPEARED IN ALL-STAR GAMES

- 1958 — George Yardley, Gene Shue, Dick McGuire
- 1959 — George Yardley, Gene Shue, Dick McGuire
- 1960 — Gene Shue, Walter Dukes, Chuck Noble
- 1961 — Walter Dukes, Gene Shue, Bailey Howell
- 1962 — Bailey Howell, Gene Shue
- 1963 — Bailey Howell, Don Ohl
- 1964 — Bailey Howell, Don Ohl
- 1965 — Terry Dischinger
- 1966 — Dave DeBusschere, Eddie Miles
- 1967 — Dave DeBusschere

## YEARLY DEPARTMENTAL LEADERS FOR THE PISTONS

TOP SCORERS					BEST SHOOTING AVERAGE			
Year	G	Pts	Avg	Player	FGM	FGA	Pct	Player
1957-58	72	2001	27.8	George Yardley	673	1624	.414	George Yardley
1958-59	72	1266	17.6	Gene Shue	127	289	.439	Shellie McMillon
1959-60	75	1712	22.8	Gene Shue	510	1119	.456	Bailey Howell
1960-61	77	1815	23.6	Bailey Howell	607	1293	.469	Bailey Howell
1961-62	79	1576	19.9	Bailey Howell	553	1193	.464	Bailey Howell
1962-63	79	1793	22.7	Bailey Howell	697	1235	.516	Bailey Howell
1963-64	77	1666	21.6	Bailey Howell	598	1267	.472	Bailey Howell
1964-65	80	1456	18.2	Terry Dischinger	568	1153	.493	Terry Dischinger
1965-66	80	1566	19.6	Eddie Miles	634	1418	.447	Eddie Miles
1966-67	81	1601	20.0	Dave Bing	172	382	.450	Reggie Harding

BEST FREE THROW SHOOTERS					TOP REBOUNDERS			
Year	FTM	FTA	Avg	Player	G	No	Avg	Player
1957-58	276	327	.844	Gene Shue	72	954	13.3	Walter Dukes
	655	808	.811	George Yardley	72	958	13.3	Walter Dukes
1958-59	338	421	.803	Gene Shue	66	883	13.4	Walter Dukes
1959-60	472	541	.872	Gene Shue	77	1111	14.4	Bailey Howell
1960-61	465	543	.856	Gene Shue	79	996	12.6	Bailey Howell
1961-62	362	447	.810	Gene Shue	79	910	11.5	Bailey Howell
1962-63	519	650	.801	Bailey Howell	80	1078	13.5	Ray Scott
1963-64	470	581	.809	Bailey Howell	78	906	11.6	Reggie Harding
1964-65	320	424	.755	Terry Dischinger	79	916	11.6	Dave DeBusschere
1965-66	323	435	.743	Ray Scott	78	924	11.8	Dave DeBusschere
1966-67	272	347	.784	Tom VanArsdale				

TOP PLAYMAKER					MOST PERSONALS			
Year	G	Ast	Avg	Player	G	PF	Avg	Player
1957-58	69	454	6.6	Dick McGuire	72	311	4.3	Walter Dukes
1958-59	71	443	6.2	Dick McGuire	72	332	4.6	Walter Dukes
1959-60	68	358	5.3	Dick McGuire	66	310	4.7	Walter Dukes
1960-61	78	530	6.8	Gene Shue	73	313	4.3	Walter Dukes
1961-62	80	465	5.8	Gene Shue	77	327	4.2	Walter Dukes
1962-63	80	325	5.1	Don Ohl	79	301	3.8	Bailey Howell
1963-64	80	244	3.1	Donnis Butcher	80	296	3.7	Ray Scott
	80	244	3.1	Ray Scott	78	258	3.3	Reggie Harding
1964-65	79	253	3.2	Dave DeBusschere	79	305	3.9	Joe Strawder
1965-66	79	238	3.0	Ray Scott	79	344	4.4	Joe Strawder
1966-67	80	330	4.1	Dave Bing				

MOST MINUTES PLAYED					MOST DISQUALIFICATIONS		
Year	G	Min	Avg	Player	G	Disq	Player
1957-58	72	2843	39.5	George Yardley	73	17	Walter Dukes
1958-59	72	2745	38.1	Gene Shue	72	22	Walter Dukes
1959-60	75	3338	44.5	Gene Shue	66	20	Walter Dukes
1960-61	78	3361	43.1	Gene Shue	73	16	Walter Dukes
1961-62	80	3143	39.3	Gene Shue	77	20	Walter Dukes
1962-63	79	2971	37.6	Bailey Howell	79	9*	Bailey Howell
1963-64	80	2964	37.1	Ray Scott	77	9	Bailey Howell
1964-65	79	2769	35.1	Dave DeBusschere	78	9	Jackie Moreland
1965-66	80	2788	34.9	Eddie Miles	80	5	Terry Dischinger
1966-67	78	2897	37.2	Dave DeBusschere	79	5	Dave DeBusschere
					66	5	Ray Scott
					78	5	Reggie Harding
					79	15	Joe Strawder
					79	19	Joe Strawder

### GAMES INVOLVING HIGHEST PISTONS AND LOWEST PISTONS SCORES

- PISTONS HIGHEST SCORE: 147 points vs. New York (129), Dec. 13, 1959, at Detroit
- FOE'S HIGHEST SCORE VS. PISTONS: 162 by Syracuse vs. Detroit (135), Feb. 8, 1963, at Detroit
- BIGGEST COMBINED SCORE IN A PISTONS' GAME: 297 points (Syracuse 162, Detroit 135), Feb. 8, 1963 at Detroit
- PISTONS' LOWEST SCORE AT HOME (Since '57): 79 points vs. San Francisco (89), Jan. 15, 1964
- PISTONS' LOWEST SCORE ON ROAD (Since '57): 75 points vs. Cincinnati (92) at St. Louis, Nov. 19, 1957
- PISTONS' LOWEST SCORE at Fort Wayne: Pistons (19) vs. Minneapolis (18), first game of 1950-51 playoff series

## PISTONS ATTENDANCES IN DETROIT

SEASON	GAMES	ATTENDANCE	AVERAGE
1957-58	28	134,411	4,789
1958-59	30	119,351	3,978
1959-60	31	178,007	5,742
1960-61	31	164,230	5,298
1961-62	30	143,081	4,769
1962-63	30	144,150	4,806
1963-64	30	100,386	3,346
1964-65	30	121,239	4,011
1965-66	30	120,013	4,000
1966-67	30	193,782	6,459

### TOP CROWDS IN DETROIT

At Cobo Arena: 11,028 — Feb. 12, 1963 — Pistons vs. San Francisco and Boston vs. Los Angeles  
 At Olympia: 13-121 — Dec. 4, 1959 — Pistons vs. Minneapolis and Philadelphia vs. St. Louis  
 Playoffs: 6,347 — April 3, 1962 — Los Angeles at Cobo Arena  
 All-Star Game: 10,541 — Jan. 23, 1959 — At Olympia

#### Highlight Crowds of 1966-67

Nov. 21 — vs. New York	10,686
Nov. 25 — vs. Boston	10,770
Nov. 26 — vs. Philadelphia	10,430
Dec. 26 — vs. New York	10,758

Away from home in 1966-67, Pistons drew 368-367 in 51 appearances.

## PISTONS WHO HAVE PERFORMED IN DETROIT

Gary, Alcorn, 1959-60	Phil Jordon, 1957-58, '58-59
Dick Atha, 1957-58	Bill Kenville, 1957-58, '58-59
John Barnhill, 1965-66	Don Kojis, 1964-65, '65-66
Dave Bing, 1966-67	George Lee, 1960-61, '61-62
Douglas Bolstrof, 1957-58	Earl Lloyd, 1958-59, '59-60
William Buntin, 1965-66	Kevin Loughery, 1962-63, '63-64
Donnis Butcher, 1963-64, '64-65, '65-66	Tom Marshall, 1957-58
Barney Cable, 1958-59	Dick McGuire, 1957-58, '58-59, '59-60
Joe Caldwell, 1964-65, '65-66	Shellie McMillon, 1958-59, '59-60, '60-61
Nat Clifton, 1957-58	Eddie Miles, 1963-64, '64-65, '65-66, '66-67
Eddie Conlon, 1958-59, '59-60	Jack Moreland, 1960-61, '61-62, '62-63, '63-64, '64-65
Dave DeBusschere, 1962-63, '63-64, '64-65, '65-66, '66-67	Dorrie Murrey, 1966-67
Archie Dees, 1959-60, '60-61	Chuck Noble, 1957-58, '58-59, '59-60, '60-61, '61-62
Terry Dischinger, 1964-65	Don Ohl, 1960-61, '61-62, '62-63, '63-64
Dan Doyle, 1962-63	Hub Reed, 1964-65
Bob Duffy, 1963-64, '64-65	Ron Reed, 1965-66, '66-67
Walter Dukes, 1957-58, '58-59, '59-60, '60-61, '61-62, '62-63	Ray Scott, 1961-62, '62-63, '63-64, '64-65, '65-66, '66-67
William Ebben, 1957-58	Gene Shue, 1957-58, '58-59, '59-60, '60-61, '61-62
John Egan, 1961-62, '62-63, '63-64	Larry Staverman, 1963-64
Dick Farley, 1958-59	Joe Strawder, 1965-66, '66-67
Bob Ferry, 1960-61, '61-62, '62-63, '63-64	Bill Thieben, 1957-58
Harry Gallatin, 1957-58	Rod Thorn, 1964-65, '65-66
Reggie Harding, 1963-64, '64-65, '66-67	John Tresvant, 1965-66, '66-67
Wayne Hightower, 1966-67	Tom Van Arsdale, 1965-66, '66-67
Bob Hogsett, 1966-67	Charles Vaughn, 1965-66, '66-67
Joe Holup, 1957-58, '58-59	Robert Warlick, 1965-66
Bailey Howell, 1959-60, '60-61, '61-62, '62-63, '63-64	Tony Windis, 1959-60
Bob Houbreks, 1957-58	George Yardley, 1957-58, '58-59
Darrall Imhoff, 1962-63, '63-64	
Ron Johnson, 1960-61	
Willie Jones, 1960-61, '61-62, '62-63, '63-64, '64-65,	

# ALL-TIME REGULAR SEASON RECORDS

YEAR	Baltimore	Boston	Chicago	Cincinnati	Los Angeles Minneapolis	New York	Philadelphia Syracuse	St. Louis	San Francisco Philadelphia	TOTAL
57-58		1-8		6-6	6-6	4-5	5-4	6-6	5-4	33-39
58-59		1-8		9-3	4-8	3-6	2-7	4-8	5-4	28-44
59-60		0-9		8-5	7-6	4-5	4-5	5-8	2-7	30-45
60-61		2-8		11-2	Los Angeles 4-9	5-5	4-6	3-10	5-5	34-45
61-62	Chicago 7-3	3-5		6-6	4-8	5-4	4-5	7-5	1-7	37-43
62-63	7-3	0-8		4-4	1-11	8-1	3-6	4-8	San Francisco 7-5	34-46
63-64	Baltimore 3-7	1-7		2-7	5-7	4-5	3-5	2-10	3-9	23-57
64-65	4-6	0-10		4-6	3-7	5-5	4-6	3-7	8-2	31-49
65-66	5-5	4-6		2-8	2-8	2-8	3-7	2-8	2-8	22-58
66-67	7-2	3-6		2-7	5-4	4-5	0-9	2-7	2-7	30-51
TOTAL	33-26	15-75		54-54	41-74	44-49	32-60	38-77	40-58	302-477
(home)	12-8	7-32		26-12	12-32	20-16	18-17	22-25	23-16	141-160
(road)	8-12	4-21		13-33	14-30	12-21	3-26	8-41	11-22	76-197
(neutral)	13-6	4-22		15-19	15-12	12-12	11-17	8-11	6-20	85-120

# THE NBA STORY — TEAM BY TEAM — 1966-67

## EASTERN DIVISION

	Phil	Bos	Cin	NY	Balt	SF	St. L.	LA	Chi	Det	W	L	Pct
Philadelphia .....	—	4	8	8	8	7	8	8	8	9	68	13	.840
Boston .....	5	—	8	9	8	6	5	5	8	6	60	21	.741
Cincinnati .....	1	1	—	6	6	5	6	3	4	7	39	42	.481
New York .....	1	—	3	—	7	5	4	5	6	5	36	45	.444
Baltimore .....	1	1	3	2	—	2	4	2	3	2	20	61	.247

## WESTERN DIVISION

San Francisco .....	2	3	4	4	7	—	5	6	6	7	44	37	.543
St. Louis .....	1	4	3	5	5	4	—	5	5	7	39	47	.481
Los Angeles .....	1	4	6	4	7	3	4	—	3	4	36	45	.444
Chicago .....	1	—	5	3	6	3	4	6	—	4	33	48	.407
Detroit .....	—	3	2	4	7	2	2	5	5	—	30	51	.370

## INDIVIDUAL SCORING LEADERS

	G	FG	FT	Points	Pt. Avg.
Rick Barry, San Francisco .....	78	1011	753	2775	35.6
O. Robertson, Cincinnati .....	79	838	736	2412	30.5
Jerry West, Los Angeles .....	66	645	602	1892	28.7
W. Chamberlain, Philadelphia .....	81	785	386	1956	24.1
Elgin Baylor, Los Angeles .....	70	711	440	1862	26.6

### (Pistons in Top 20)

Dave Bing (10th) .....	80	664	273	1601	20.0
Eddie Miles (20th) .....	81	582	261	1425	17.6

## FIELD GOAL % LEADERS

	FG	FGA	Pct
Chamberlain, Phil. ....	785	1150	.683
Bellamy, N.Y. ....	565	1084	.521
Howell, Boston .....	636	1242	.512
Robertson, Cin. ....	838	1699	.493
Reed, N.Y. ....	635	1298	.489

## LEADERS IN REBOUNDS

	Games	No.	Avg
Chamberlain, Phil. ....	81	1957	24.2
Russell, Boston .....	81	1700	21.0
Lucas, Cin. ....	81	1547	19.1
Thurmond, San Fran. ....	65	1382	21.3
Bridges, St. Louis .....	79	1190	15.1
DeBusschere, Det. (tenth) .....	78	924	11.8

## FREE THROW % LEADERS

	FT	FTA	Pct
Smith, Cin. ....	343	380	.905
Barry, San Fran. ....	753	852	.884
West, Los Ang. ....	602	686	.878
Robertson, Cin. ....	736	843	.873
S. Jones, Boston .....	318	371	.857

## LEADERS IN ASSISTS

	Games	No.	Avg
Rodgers, Chicago .....	81	908	11.2
Robertson, Cin. ....	79	845	10.7
Chamberlain, Phil. ....	81	630	7.8
Russell, Boston .....	81	472	5.8
West, Los Angeles .....	66	447	6.8

## COLLEGE PRELIMINARY GAMES AT COBO ARENA


- Wed., Nov. 29 — Detroit Tech vs. St. Clair College, Windsor.
- Sat., Dec. 2 — Detroit Tech vs. Guelph University, Guelph, Ont.
- Wed., Dec. 6 — Oakland Community (Auburn Hills) vs. Schoolcraft.
- Fri., Dec. 8 — Oakland Community (Highland Lakes) vs. Mercy.
- Wed., Dec. 13 — Detroit Tech vs. Bible College.
- Sat., Dec. 16 — Clinic night.
- Fri., Jan. 5 — Detroit College of Business vs. Detroit Tech.
- Sat., Jan. 13 — Macomb Community vs.
- Wed., Jan. 17 — Detroit College of Business vs. Cleveland State.
- Thurs., Jan. 25 — Broadcasters Association annual game.
- Sat., Jan. 27 — Detroit College of Business vs. Illinois Teachers College.
- Sat., Feb. 10 — Detroit Tech vs. Mohawk College of Hamilton, Ont.
- Tues., Feb. 13 — Oakland Community (Highland Lakes) vs. Monroe.

## ALL-TIME PISTONS RECORDS

(Fort Wayne Included)

### INDIVIDUAL — ONE SEASON

MOST POINTS—2001, George Yardley (league record at time), 1957-58  
MOST FIELD GOALS—673, George Yardley, 1957-58  
MOST FGA—1625, George Yardley, 1957-58  
MOST FREE THROWS—655, George Yardley (league record at time), 1957-58  
MOST FTA—808, George Yardley, 1957-58  
MOST REBOUNDS—1111, Bailey Howell, 1960-61  
MOST ASSISTS—530, Gene Shue, 1960-61  
MOST MINUTES—3371, Gene Shue, 1960-61  
BEST SCORING AVG.—27.8, George Yardley, 1957-58



GEORGE YARDLEY

### INDIVIDUAL — ONE GAME

MOST POINTS—52, George Yardley (Syracuse at Detroit), 2-4-58  
MOST FIELD GOALS—21, Dave Bing (Baltimore at Detroit), 3-8-67  
MOST FGA—38, Ray Scott (Cincinnati at Detroit), 12-2-64; 38, Dave Bing (Baltimore at Detroit), 3-8-67  
MOST FREE THROWS—20, George Yardley (at St. Louis), 12-26-57; 20, Walter Dukes (at Los Angeles) 1-19-61  
MOST FTA—24, George Yardley (at St. Louis), 10-26-57; 24, George Yardley (at Cincinnati), 11-3-57; 24, Walter Dukes (at Los Angeles), 1-19-61  
MOST ASSISTS—19, Andy Phillips (Minneapolis at Ft. Wayne), 11-27-54; 19, Andy Phillips (Fort Wayne at New York), 11-20-55  
MOST REBOUNDS—32, Walter Dukes (New York at Detroit), 12-13-59; 32, Bailey Howell (Philadelphia at Boston), 11-5-60  
MOST CONSECUTIVE FIELD GOALS—12, George Yardley (Syracuse at Detroit), 2-4-58  
MOST CONSECUTIVE FREE THROWS—16, Gene Shue (at New York), 11-10-61

### TEAM — ONE GAME

MOST POINTS, FOR—147, New York at Detroit, 12-13-59  
MOST POINTS, AGAINST—162, Syracuse at Detroit, 2-8-63  
MOST TOTAL POINTS—297, Syracuse (162) at Detroit (135), 2-8-63  
MOST POINTS, FOR ONE HALF—82, New York at Detroit, 12-13-59  
MOST POINTS, FOR ONE QUARTER—47, Minneapolis at Detroit, 1-11-58  
MOST POINTS, AGAINST, ONE HALF—91, Boston at Providence, 2-10-60; 91, at Syracuse, 1-13-63  
MOST POINTS, AGAINST, ONE QUARTER—52, at Baltimore, 12-17-65  
MOST FGM's, FOR—62, New York at Detroit, 12-13-59  
MOST FGM's, AGAINST—65, St. Louis at St. Louis, 12-6-60  
MOST FGA's, FOR—144, Boston at Detroit (2 overtimes), 11-17-59  
MOST FGA's, AGAINST—133, Philadelphia at Detroit, 2-20-60  
MOST FTM's, FOR—48, Syracuse at Philadelphia, 1-5-62  
MOST FTM's, AGAINST—47, at Syracuse, 1-12-58  
MOST FTA's, FOR—62, at New York, 11-10-61  
MOST FTA's, AGAINST—60, Baltimore at Detroit, 11-4-64  
MOST REBOUNDS, FOR—107, at New York, 11-29-60  
MOST REBOUNDS, AGAINST—98, at Boston, 10-25-61  
MOST ASSISTS, FOR—45, New York at Detroit, 11-28-63  
MOST ASSISTS, AGAINST—40, Cincinnati at Dayton, Ohio, 2-17-60; 40, at Los Angeles, 10-28-61; 40, at Los Angeles, 3-25-62; 40, Baltimore at New York, 12-14-65

## THE NBA POST-SEASON STORY — 1967

### THE PLAYOFFS

CHAMPIONSHIP ROUND: Philadelphia beat San Francisco, four games to two.  
SEMI-FINALS: East — Philadelphia defeated Boston, four games to one.  
West — San Francisco defeated St. Louis, four games to two.  
OPENING ROUND: East — Boston defeated New York, four games to one.  
Philadelphia defeated Cincinnati, three games to one.  
West — Los Angeles defeated San Francisco, three games to none.  
St. Louis defeated Chicago, three games to none.

## COBO ARENA — DETROIT RECORD FOR NBA BASKETBALL

(When an asterisk appears below Cobo Arena record, it indicates the all-time record was set either at Olympia Stadium or the University of Detroit.)

### INDIVIDUAL — FULL GAME

- MOST POINTS—62, Wilt Chamberlain, Philadelphia vs. St. Louis (OT), 1-17-62  
MOST FGA—50, Wilt Chamberlain, San Francisco vs. Detroit (OT), 2-11-64  
MOST FGM—25, Wilt Chamberlain, San Francisco vs. Detroit (OT), 2-11-64; \*25, Bob Pettit, St. Louis vs. Detroit (Olympia), 2-18-61  
MOST FTA—23, Jerry West, Los Angeles vs. Detroit (playoff), 4-3-62; \*25, Wilt Chamberlain, Philadelphia vs. Detroit (Olympia), 1-23-60  
MOST FTM—20, Jerry West, Los Angeles vs. Detroit (playoff), 4-3-62  
MOST REBOUNDS—37, Jerry Lucas, Cincinnati vs. Detroit, 1-20-65  
MOST ASSISTS—18, Oscar Robertson, Cincinnati vs. New York, 1-30-64; \*18, Dick McGuire, Detroit vs. Minneapolis (Olympia), 2-15-58; \*18, Oscar Robertson, Cincinnati vs. Philadelphia (Olympia), 2-3-61  
MOST PERSONALS—6, By several players  
MOST CONSECUTIVE FIELD GOALS—11, Don Ohl, Detroit vs. St. Louis, 2-13-62; 11, Bailey Howell, Detroit vs. Syracuse, 3-3-63; \*12, George Yardley, Detroit vs. Syracuse (Olympia), 2-18-58

### INDIVIDUAL — ONE HALF

- MOST POINTS—33, Wilt Chamberlain, Philadelphia vs. St. Louis (OT), 1-17-62; \*36, Elgin Baylor, Minneapolis vs. Cincinnati (Olympia), 2-25-59  
MOST FGA—29, Wilt Chamberlain, San Francisco vs. Detroit (2H), 2-11-64  
MOST FGM—16, Wilt Chamberlain, Philadelphia vs. Detroit (2H), 12-6-61  
MOST FTA—14, Jerry West, Los Angeles vs. Detroit (playoff) (2H), 4-3-62; \*17, George Yardley (12-25-57), Wilt Chamberlain (11-23-60 and 12-3-60), Walter Dukes (3-6-59)  
MOST FTM—12, Jerry West, Los Angeles vs. Detroit (playoff), 4-3-62; \*13, Bob Pettit (1-17-58), Ken Sears (11-7-58) and Walter Dukes (3-6-59)  
MOST REBOUNDS—23, Bill Russell, Boston vs. Detroit, 1-2-65  
MOST ASSISTS—11, Oscar Robertson, Cincinnati vs. New York, 1-30-64  
MOST CONSECUTIVE FIELD GOALS—11, Don Ohl, Detroit vs. St. Louis (2H), 2-18-62; 11, Bailey Howell, Detroit vs. Syracuse (1H), 3-3-63  
MOST PERSONALS—6, by three players

### INDIVIDUAL — ONE QUARTER

- MOST POINTS—20, Don Ohl, Detroit vs. St. Louis (3Q), 2-18-62; \*23, George Yardley, Detroit vs. Syracuse (Olympia), 2-18-58  
MOST FGA—15, Wilt Chamberlain, San Francisco vs. Detroit, 11-12-64; 15, Sam Jones, Boston vs. Detroit, 2-10-65  
MOST FGM—10, Don Ohl, Detroit vs. St. Louis (3Q), 2-18-62  
MOST FTA—12, Jerry West, Los Angeles vs. Detroit (3Q playoff), 4-3-62; \*15, George Yardley, Detroit vs. Minneapolis (3Q), 12-3-57  
MOST FTM—10, Jerry West, Los Angeles vs. Detroit (playoff), 4-3-62; \*11, Dick Schnittker, Minneapolis vs. Detroit (Olympia), 11-17-57; \*11, Frank Ramsey, Boston vs. Detroit (Olympia), 12-3-57  
MOST REBOUNDS—15, Wilt Chamberlain, San Francisco vs. Detroit (4Q), 2-12-63  
MOST ASSISTS—9, Donniss Butcher, Detroit vs. New York (3Q), 3-14-64  
MOST PERSONALS—5, Four players  
MOST CONSECUTIVE FIELD GOALS—10, Don Ohl, Detroit vs. St. Louis (3Q), 2-18-62

### ONE TEAM — FULL GAME

- MOST POINTS—162, Syracuse vs. Detroit, 2-18-63  
MOST FGA—129, Syracuse vs. Detroit, 1-24-62; \*144, Boston vs. Detroit (2OT), 12-13-59  
MOST FGM—62, Detroit vs. New York, 11-28-62  
MOST FTA—60, Baltimore vs. Detroit, 11-4-64  
MOST FTM—43, Los Angeles vs. Detroit (playoff), 4-3-62; \*50, Minneapolis vs. Cincinnati, 11-27-57  
MOST REBOUNDS—92, Detroit vs. Philadelphia, 11-29-64; 92, Detroit vs. Boston, 1-2-65; \*105, Detroit vs. St. Louis (Olympia), 1-7-60  
MOST ASSISTS—45, Detroit vs. New York, 11-28-62  
MOST PERSONALS—40, St. Louis vs. Detroit, 1-1-62; 40, Detroit vs. Los Angeles (playoff), 4-3-62  
MOST DISQUALIFICATIONS—4, Los Angeles vs. Detroit (playoff), 4-3-62

## NBA CAREER HIGHS OF 1966-67 PISTONS

	FG	FGA	FT	FTA	Reb	Ast	TP
Dave Bing	21	38	10	11	11	8	47
Dave DeBusschere	19	27	13	20	27	10	41
Reggie Harding	14	23	8	13	26	8	29
Wayne Hightower	13	25	10	15	15	9	33
Eddie Miles	17	32	10	14	11	7	37
Dorie Murrey	5	12	7	10	14	2	11
Ron Reed	10	28	10	13	20	6	24
Joe Strawder	10	21	11	14	24	6	29
Tom VanArsdale	11	21	11	14	12	7	29
John Tresvant	10	25	10	12	22	6	26
Charles Vaughn	13	24	9	12	9	11	29
Bob Hogsett	2	6	2	2	1	1	4
Terry Dischinger	15	28	18	18	16	8	37

### SUMMER HONORS COME TO BING

Dave Bing, the Pistons' star guard last season who was voted the NBA's No. 1 rookie, was hailed as the most valuable player in the annual Maurice Stokes benefit game played in August at Kutsher's Country Club in Monticello, N. Y. Veterans Dave DeBusschere and Eddie Miles also represented the Pistons in the game.

### THE COMPUTER GOES TO WORK

NBA teams fired 83,503 field goal attempts during the 1966-67 season. This broke down to 4.29 shots per minute, 1.70 shots per 24-second clock and 1.07 shots per 15 seconds. San Francisco led in shots taken with 4.54 per minute . . . Individually speaking, Oscar Robertson of Cincinnati led with 0.98 shots per minute or 1.72 shots every 105 seconds.

Veteran guard Eddie Miles of the Pistons wants the record made straight: During the summer he's an internal auditor for a large food chain in Detroit, not a bookkeeper. "A guy doesn't go to college four years to become a bookkeeper," Miles quips.

Trainer Bud Shockro of the Pistons couldn't have been happier over the success story of the Boston Red Sox this past summer. Shockro works for the Red Sox' farm team at Pittsfield, Mass., during the baseball season.



## NOTES

### **Where To Buy Piston Tickets**

#### **PISTONS' OFFICE**

202 Michigan Ave.  
(in Sheraton-Cadillac Hotel)

#### **J. L. HUDSON'S**

Downtown  
Northland  
Eastland  
Westland

#### **COBO ARENA**

Phones: 962-2628 - 962-7844

**All SEARS Stores**

**GRINNELL'S Downtown  
TOLEDO-EDISON HOTEL**

SUN	MON	TUES	WED	THURS	FRI	SAT
<b>OCTOBER</b>		17 Cincinnati	18	19	20	21 at Phila.
22	23	24 at N.Y. Phila.	25 Chicago	26	27 Boston	28 at New York

<b>NOVEMBER</b>			1 San Fran.	2	3 at Baltimore	4 Baltimore
5	6	7	8 New York	9 at N.Y. Seattle	10 St. Louis	11
12	13	14 at Phil. St. Louis	15 Phila.	16	17	18 at Chicago
19 at Seattle	20 at Tc'ma Seattle	21 at San Fran.	22	23 at Los Angeles	24 San Diego	25 at Cincinnati
26	27	28 at Boston	29 Los Angeles	30		

<b>DECEMBER</b>						1	2 Boston
3	4	5 at N.Y. San Diego	6 Chicago	7	8 Los Angeles	9 at New York	
10	11	12 at Baltimore	13 New York	14	15 at Cleve. Cincinnati	16 Cincinnati	
17 at San Diego	18 at Tc'ma Seattle	19	20 at San Fran.	21	22 at Los Angeles	23 at San Diego	
24	25	26 St. Louis	27	28	29 at Miami St. Louis	30 at Syra. Phila.	

### JANUARY

	1	2 at N.Y. Baltimore	3	4	5 Cincinnati	6 at New York
7	8	9 at San Fran.	10 at San Diego	11	12 at Boston	13 Phila.
14	15	16	17 San Fran.	18	19 Seattle	20 at Cincinnati
21 New York	22	23 at N.Y. All-Star Game	24	25 Phila.	26	27 Los Angeles
28	29	30 at N.Y. Cincinnati	31 at Baltimore			

### FEBRUARY

				1	2 at Phila.	3
4 Baltimore	5	6 at N.Y. San Diego	7	8 at Chicago	9 at Boston	10 Baltimore
11	12	13 Boston	14 at N.Y. Boston	15	16	17
18 San Fran.	19	20 at N.Y. Chicago	21	22 at Syra. St. Louis	23 at Phila.	24 at Baltimore
25 New York	26	27	28	29		

### MARCH

					1 St. Louis	2 at New York
3 Chicago	4	5 at Chicago	6 San Diego	7	8 at Cincinnati	9
10 at St. Louis	11	12 Seattle	13	14	15 at San Fran.	16 at Los Angeles
17 at Los Angeles	18 at Seattle	19	20 at Boston	<b>PISTONS HOME GAMES</b> ■ <b>PISTONS DAY GAMES</b> ○		