



**1978-79  
Detroit Pistons  
Media Guide/  
Yearbook**



# LOOK AT THE FEET

adidas is  
the No. 1  
Pro-Shoe!



Libero  
1 Silver Court  
Springfield,  
N. J. 07081 U.S.A.  
(201) 379-1630

Chacoa, Inc.  
20000 Wilshire Avenue  
P.O. Box 239  
Santa Clara, Ca 95050  
(408) 246-8350

Vanco  
5123 W. Grand River Ave  
P.O. Box 870  
Lombard, Michigan 48901  
(517) 485-1726

Hughesco, Inc.  
2830 Merril Road  
Dallas, Texas 75229  
(214) 358-4291

adidas (Canada) Ltd.  
530  
Dunlop Road  
Downsview  
Ontario M3N 1W6  
(416) 742-38 72-6

adidas® 

FROM THE SPORTS LIBRARY OF  
**RETROSEASONS**  **com**

[www.retroseasons.com/library/](http://www.retroseasons.com/library/)



# 1978-79 Detroit Pistons Media Guide/ Yearbook



A Publication of The Detroit Pistons Basketball Company  
Edited By Bill Kreifeldt  
Editorial Assistance: Mike Brenner, Larry Griffin, Brian  
Hitsky, Morris Moorawnick  
Photography: Doug Ashley, Chris Chagnon, John Stano  
Designed and Printed By J. R. Mensor

# Table of Contents

## The Organization \_\_\_\_\_

Pistons Facts-at-a-Glance .....	4
Staff Directory .....	5
Managing Partner .....	6
Head Coach — Dick Vitale .....	7
Asst. Coach — Richie Adubato .....	9
Asst. Coach — Mike Brunker .....	10
Asst. Coach — Al Menendez .....	11

## The Players \_\_\_\_\_

M. L. Carr .....	18
Leon Douglas .....	20
Chris Ford .....	22
Gus Gerard .....	24
Bob Lanier .....	26
Ben Poquette .....	28
Kevin Porter .....	30
John Shumate .....	32
Terry Tyler .....	34
John Long .....	34
Bubbles Hawkins .....	35
Andre McCarter .....	35
Essie Hollis .....	36
Glen Williams .....	36
Detroit Pistons Roster .....	37
The 1978 Draft Picks .....	37
NBA Schedule Format .....	38

## 1977-78 In Review \_\_\_\_\_

Pistons News Notes .....	40
Regular Season Results .....	41
Reg Season Records/Month/Day .....	44
Final Regular Statistics .....	45
Season Highs/Lows .....	46
Individual Highs/Lows .....	47
Individual Efforts vs. Opp. ....	48

## The NBA \_\_\_\_\_

Pistons 1978-79 Game Schedule .....	50
NBA Directory .....	51
The NBA Commissioner .....	52
1977-78 Final Statistics (Teams vs. Detroit) .....	54
Top Averages vs. Pistons .....	68


## Miscellaneous Information \_\_\_\_\_

Where Pistons Have Finished .....	70
Pistons in the Playoffs .....	70
Pistons in NBA All-Star Game .....	70
Pistons on Post Season All-Star Teams ..	70
Pistons NBA Coach of the Year .....	70
Pistons on All-Rookie Teams .....	70
Pistons Coaching Records .....	71
Coaching Totals .....	71
Overtimes .....	71
Pistons Attendance .....	72
All-Time Detroit Pistons Roster .....	73
Transactions Involving Pistons .....	75
Pistons All-Time Career Leaders .....	76
Yearly Departmental Leaders .....	77
Highest/Lowest Scores .....	78
Pistons Biggest Victories/Worst Losses .	79
All-Time Pistons vs. Opponents Records	80

## Records and Statistics \_\_\_\_\_

All-Time Detroit Team Records .....	80
All-Time Detroit Individual Records .....	81
Pistons Select Circle .....	82
All-Time Opponent Records .....	84
All-Time Opponent Individual Records .	86
Home Records .....	88

# Detroit Pistons Organization



# Pistons Facts at a Glance

## **NAME —**

Detroit Pistons Basketball Company

## **SEASONS —**

1978-79 is the 22nd season in Detroit. The Pistons were established in Fort Wayne, Indiana in 1941-42 and played in the National Basketball League through the 1947-48 season (no games played in 1944-45 because of WW II). In 1948-49, the Pistons joined the Basketball Association of America for one season and in 1949-50 became a member of the National Basketball Association. The Pistons moved from Fort Wayne to Detroit for the 1957-58 season. The NBA Board of Governors approved the move on April 17, 1957.

## **PLAYERS —**

Through the 1977-78 season, 122 players have put on a Detroit Pistons uniform and played in at least one regularly scheduled National Basketball Association game.

## **HEAD COACHES —**

Dick Vitale is the 14th Detroit Pistons head coach. Vitale was named to replace interim coach Bob Kauffman on May 1, 1978. This is Vitale's first season with the National Basketball Association.

## **OWNERS —**

A group of ten partners headed by Bill Davidson owns the Pistons. Previously the Pistons were founded and owned by Fred Zollner who sold the club to the Davidson group on July 29, 1974.

## **GAMES —**

Through the 1977-78 season the Pistons have played 1,681 regular season games in Detroit. The composite record is 726-955, a .432 percentage. The Pistons finished fourth in the Midwest Division with a 38-44 record last season. The Pistons move to the Central Division in 1977-78.

## **ARENAS —**

Prior to moving to the Silverdome this season, the Pistons had played in four arenas in Detroit. From the 1957-58 to the 1960-61 seasons they played their games at Olympia Stadium and the University of Detroit Fieldhouse. On March 12, 1960 the Pistons scheduled a playoff game at the Grosse Pointe High School gym when no other facility was available. From 1961-62 through 1977-78, the Pistons called Cobo Arena home.

## **ATTENDANCE —**

Pistons total in-arena attendance over 21 regular seasons is 4,183,936 while in Detroit. Attendance at Cobo Arena was 3,486,937.



FEBRUARY 4, 1979 ALL-STAR GAME

# Staff Directory

Pontiac Silverdome, 1200 Featherstone, Pontiac, Michigan 48057  
Telephone: (313) 338-4667 Telex: 23-0120

## OFFICERS AND ADVISORY BOARD

Managing Partner .....	William M. Davidson
Consulting Partner .....	Herbert Tyner
Legal Counsel .....	Oscar Feldman
Advisory Board .....	Warren J. Coville
Advisory Board .....	Milt Dresner
Advisory Board .....	Ted Ewald
Advisory Board .....	Bud Gerson
Advisory Board .....	Dorothy Gerson
Advisory Board .....	David Mondry
Advisory Board .....	Eugene Mondry
Advisory Board .....	Ann Newman
Advisory Board .....	William M. Wetsman

## ADMINISTRATIVE STAFF

Director of Administrative Operations .....	Brian Hitsky
Director of Public Relations .....	Bill Kreifeldt
Controller .....	Chris Finland
Director of Sales .....	Tom Wilson
Director of Promotions / Special Events .....	Harry Hutt
Director of Group Sales .....	Dan Hauser
Administrative Secretaries .....	Ellen Gahagan, Sharon Waters-Langlois, Madelon Hazy, Linda Strand
Community Relations Director .....	Will Robinson
Statistician .....	Morris Moorawnick

## COACHING STAFF

Head Coach .....	Dick Vitale
Assistant Coaches .....	Richie Aduvato, Mike Bruner, Al Menendez
Trainer .....	Mike Abdenour
Consulting Trainer .....	Bob White
Team Physician .....	Dr. Ben Paolucci
Team Dentist .....	Dr. Henry Berris
Locker Room Manager .....	Jerry Dziedzic
Pied Piper of Pistons Paradise .....	"Crazy George" Shauer

## GENERAL INFORMATION

Home Court .....	Silverdome (Capacity 22,366)
Team Colors .....	Red, White, Blue
Game Times .....	Mon.-Sat.: 8:05 p.m.; Sun.: 7:05 p.m.
Ticket Prices .....	\$8, \$7, \$6, \$5, \$3.50, and \$1.75
Radio .....	WJR (760)
Television .....	WKBD-TV (Channel 50)

## William Davidson Managing Partner



The Bill Davidson habit of turning everything he touches into a successful operation should one day pay off in the Detroit Pistons owning an NBA Championship Trophy. That's the record of his other interests and it's impressive.

Davidson has an enviable record of success at transforming unprofitable businesses into flourishing enterprises with profitable growth patterns and has repeated the process several times.

Educated in business and law, he received a bachelor's degree in business administration at the University of Michigan and earned a juris doctor's degree in law from Wayne State University.

After three years, he abruptly gave up his law practice to take over a floundering wholesale drug company, rescue it from bankruptcy and turn it around in three years. Then, he took over a surgical supply company which was on the verge of bankruptcy and saved it, too.

Next, he took the family business, Guardian Glass Company, and worked his magic spell, turning it around in less than two years, paying off all creditors and heading it in its profitable growth path.

That's the kind of man who heads the Detroit Pistons and who has led the club since 1974. His interest in athletics dates back many years and has continued alongside his business career. He was a half-mile record holder and ran on a City Championship relay team at Detroit's Central High School. At Michigan, he competed in track and played freshman football, then played club football with the U. S. Navy during World War II.

Davidson is an active squash and tennis player and an accomplished table tennis player. He is active in community affairs as well. His management talents are seen in NBA circles where he heads the league's player-relations committee and takes an active role in the finance committee.

## Dick Vitale Head Coach



If songs could accurately capture the career of Dick Vitale, becoming Head Coach of the Detroit Pistons May 1, 1978, might be the fulfillment of "The Impossible Dream." But, if anything, his career from high school through college to the Pistons has seen Dick approach his work and succeed "My Way".

Not that Dick is a musician as such. "I love to go to concerts. That and watching baseball games are the two ways in which I relax," he says.

What is music to anyone's ears are successful programs involving victories, championships and spectators who come away knowing they have seen a good show and received their money's worth.

"I have never promised victories or championships. There is too much that can happen that I can't control. The Good Lord controls much of it — injuries, the jump shot falling off the rim, a ball bouncing out of bounds. But I do promise an honest effort by my players. I promise that they will play with enthusiasm and desire. That I can control," Vitale says.

"That's what Pistons fans will see this year: an honest effort. Our fans will receive value for their money or there will be changes. And they will know that I and my staff have given full effort also. I used to promise 110 per cent effort because it takes extra effort to get the job done right. With inflation, I've had to adjust that to 120 per cent effort," points out Vitale.

It is a long way from the New Jersey streets to the Silverdome. That is the "Impossible Dream". That a kid who lost his left eye at age 14 could have a dream of coaching in the NBA. But the guy who some writers like to call "Richie from New Jersey" paid his dues along the way.

"I started out coaching on the junior high school level when I was 23 years old. It wasn't easy getting started then without having a hot-shot reputation, but I was willing to work hard and learn. It paid off. From there I went to East Rutherford HS and with the formulation of my philosophy of the game of basketball incorporating enthusiasm, excitement and hard work we became successful," Hence, the "My Way," theme.

Success? A 131-47 high school record with back-to-back state championships, a 35 - game winning streak, three New Jersey "Coach of the Year" selections. That earned him an assistant's job at Rutgers where he enjoyed success as a recruiter and Rutgers earned NIT and NCAA berths with the players he brought in.

"I enjoyed the years I spent at Rutgers and the thrill of recruiting high school All-Americans like Phil Sellers and Mike Dabney. The program grew tremendously and it was a big disappointment when I was passed over for the head job. But fighting adversity is nothing new to me; it's a way of life. If you can overcome losing an eye at age 14 and not slow down..."

Vitale then came to the University of Detroit in the spring of 1973, an unknown quantity in the Midwest, a long shot for the job, certainly a surprise pick. The chore: to pick up the sagging fortunes of a school which if known was generally perceived negatively.

(Continued on Page 8.)

But his four teams chalked up 78 wins in four years, brought countless new fans to the arena and began moving on a path to identify with perennial powers such as Marquette and Notre Dame.

He was appointed U-D athletic director May 6, 1977, and began moving to upgrade the total program by adding four sports, two of them for women. His work as A-D typified his overall approach at the University of Detroit.

"When I took the job, they told me it could never be done — get people to come and watch basketball at U-D. They said we couldn't be a success. Well, brother, that's just what I wanted to hear. That was music to my ears. Baby, I thrive on pulling off miracles, on fighting adversity. I had always had confidence in my coaching ability and basketball philosophy. But my flair for promotion put the icing on the cake."

The rest is history as the 78 wins, a 21-game winning streak, NCAA bid, largest TV audience for a State of Michigan sporting event, top 20 rankings, refurbishing of the basketball facility to a gleaming showcase, pushing attendance from 24,000 before he arrived to a record 157,000 last year and an 8300 per game average.

A dark day came on November 29, 1977, when he resigned as head coach, two days before the season-opener. He had been doing two jobs, each on a full time basis because the "My Way" guy is that way. He doesn't let up.

"I hadn't been feeling well and I was bleeding inside. Thank the Good Lord it turned out only to be a broken blood vessel and not the ulcer it was originally thought. As Athletic Director, I didn't want to name an interim coach since it might have hampered his efforts to feel that at any moment I might come back and take over. I never said I wouldn't coach again. I'm a coach and I have always wanted to coach and the move to the pros, the best there is to me, was a natural progression. This is the impossible dream come true for me," adds Vitale.

In his 38 years, Vitale has developed a philosophy which centers itself around his religion and his family of wife Lorraine and daughters Terri Lynn and Sherrie Anne with basketball third. With that philosophy and an idea of working hard at his job and helping his fellow man, rewards and awards have come his way.

The list is long and includes 1977 United Foundation Sportsman of the Year, Detroit Common Council Award, Michigan State Senate resolutions, Michigan State House of Representatives commendations, Metro Detroit Sportsman of the Year, Michigan Minuteman of the Year, Michigan Parks and Recreation Assn. Man of the Year, U-D Varsity News Man of the Year, plus numerous awards from civic clubs, youth groups and church groups.

The most heavily-scheduled speaker in Southeastern Michigan for nearly two years, Vitale has a favorite theme of "winning the biggest game of all — the game of life" in his talks. He preaches "family, unity, respect as a two-way street." They aren't phony words. They are ideas that will be put into practice with the Pistons and the results should be welcome to Pistons fans.



## Richie Adubato

### Assistant Coach



When Dick Vitale went looking for a winning coach to add to his Pistons staff, he certainly found one in Richie Adubato.

Not that he didn't exactly know about the 38-year old native son of New Jersey who has moved out of that state for the first time to join the Pistons. Vitale, Adubato and Atlanta Hawks Coach Hubie Brown all coached in the same county in the New Jersey high school ranks. And while their teams never met during the regular season, they used to scrimmage each other all of the time.

Now, about Adubato being a winner. Actually, it's an understatement. He's been a coach for 18 years, starting as a high school junior varsity coach in 1960, and has had exactly one season of under-.500 performance from his teams.

The bottom line is 294 wins and 99 losses and a .748 winning percentage in those 18 seasons plus a string of championships and tournament appearances to go with it.

Adubato describes himself as a firm believer in fundamentals, no matter what the level of coaching or play. He also considers himself a defense-oriented coach and his teams have reflected this.

An All-State center-fielder in baseball as a prep, he stayed out of school for a year after high school, then enrolled at Upsala on a baseball-basketball-grant-in-aid. He went one semester, then got a blood clot in his leg and was rushed to a hospital. How did he get it? Diving for a loose basketball on the court. "Needless to say, I like players who hustle," says Adubato.

After that, Adubato dropped out of school and re-enrolled at William Patterson College where he earned bachelor's and masters degrees and has earned additional hours toward a doctorate in administration and supervision. As a collegian, he was All-Conference in basketball and captained the baseball team as well as the basketball team. Moved to first base after his leg problem, he hit .420 as a senior while his team went to the NAIA College Series.

Adubato taught for 18 years in the Patterson, NJ schools, coaching all the while. His five high school jayvee teams rung up a 74-14 record while his three varsity teams went 78-19. He went on to Upsala (NJ) College and had a 42-8 mark in three years as a freshman coach. When he became the varsity coach, the school had a tremendous run of success with Adubato taking the teams to a six-year mark of 100-58, winning the ECAC Division III Title in 1976, gaining runner-up honors on two other occasions and meriting one other ECAC bid. His 1978 team gained the school's first NCAA bid in 20 years to cap a 19-9 season.

Above all, the winning idea and the winning attitude comes through, even when he talks about his 18 years of calling time outs, making substitutions, dealing in personalities, putting teams together, making cohesive units and getting the best effort and all of the energy possible out of every player coming under his charge.

That's Richie Adubato — a winner, a worker and a guy who believes in hustle from endline to endline and sideline to sideline. And just what Dick Vitale had in mind for an assistant coach.

## Mike Bruncker

Assistant Coach



Mike Bruncker typifies the Dick Vitale adage that workers are winners. The first-year Pistons assistant coach has been a winner in every stage of his coaching career and the biggest reason for it is that he is a worker.

Bruncker's commitment to excellence and success is total and the result reflects it. And he's built up a vast total of coaching experience although he is just 26 years old.

Mike joined the Pistons last May after spending the last four seasons helping Dick Vitale rejuvenate the University of Detroit basketball fortunes and handling an increasing load of responsibilities as he grew in the coaching profession.

Like Dick Vitale, Mike Bruncker extends the on-floor coaching off the floor to involve himself in a variety of activities that all lead to the development of a successful program.

Regarded as a master in community relations through clinics, camps and appearances, that's just one facet of the Mike Bruncker coaching personality. But, it's one which has brought him citations from the Boys Club of Metropolitan of Detroit, the Detroit Area Council of the Boy Scouts, the Michigan AAU and St. Cecilia's Church plus Spirit of Detroit Awards and State of Michigan Senate Resolutions.

Like Vitale, he delights in accepting a position which requires a turnaround for success. He proved that when he took his first team at the CYO level and made a 10-0 Championship Team out of an 0-10 tail-ender. As an assistant, he's been an aide on a Michigan Class A State Championship Team and on U-D's teams which posted back-to-back 25-4 seasons and earned NCAA and NIT tournament bids in consecutive seasons.

Mike had studied political science as a University of Detroit undergraduate with an eye towards entering law school and eventually practicing law. That goal was sidetracked by family illness and the new direction turned out to be coaching basketball.

But, the Bruncker way is non-stop activity and this past summer was no exception to the Bruncker way of life. Not only did he put in full days in the Pistons offices in a variety of assignments related to the Pistons' Program for Success, but he also served as Director of Operations at the famed Bob Lanier-Dick Vitale Camp, was Program Director for the Detroit Neighborhood Basketball Program which boasted more than 20,000 participants aged eight and up, and lectured at the Bob Lanier Mini Clinics.

He calls the years he's spent with Vitale the greatest ones of his working life because "You don't work for Dick Vitale; you work with him. He doesn't tell you what to do, he wants you to tell him what you've done. He's never satisfied with success because he wants you to live success. I was given responsibilities that allowed me to grow as a coach."

That's just what the Piston plans call for in 1978-79.

## Al Menendez

Assistant Coach



Al Menendez operates with certain required items for the Detroit Pistons — the expected scouting charts and player evaluation forms plus an atlas and road maps, airline schedules, tape recorder, computer and a packed suitcase.

Sound like a self-confessed gym rat? Not really. Sound like an assistant basketball coach of a professional team whose key role lies in scouting opponents, collegians, semi-pros, junior college prospects and the like? Certainly.

And that's just the role the 35-year old Memendez, now in his second Pistons season, fills for the organization. But, it's an important one because new Head Coach Dick Vitale will want advance looks at opponents this season and because the Pistons went into the 1978-79 campaign knowing they had three first-round choices in next June's collegiate draft.

Menendez came to the Pistons on the eve of the opening of the 1977-78 season after nearly two full years at Nevada - Las Vegas. He did all the scouting and recruiting for the team that got to the Final Four in the 1977 NCAA Tournament and led the country in scoring for the second straight year playing an exciting, fast-breaking style.

Prior to that, Al assisted at Hawaii with more on-floor coaching responsibilities, but still a heavy dose of scouting and travel. He also coached in the Puerto Rican league with a pair of second-place finishes.

Menendez assisted at Hofstra for two years and at C. W. Post for a year after five years at Uniondale (NY) Maria Regina HS where his teams were 68-27 with one Division AA title and the Long Island Catholic League crown.

A graduate of St. John's (NY) University, he put his marketing degree aside to help coaches Joe Lapchick and Lou Carnesecca as a scout and recruiter while still a student. It allowed him to exercise at any early age his only real hobby: going to basketball games.

Menendez, who got into the business by hanging around the gym and watching at St. John's, put the gym-rat temperament to good use last year by spending all but 23 days of his first six-and-a-half months with the Pistons on the road scouting talent at all levels. Not only does he watch college games, but also practices. It's safe to say that he knows his way into and out of as many gyms in the country as anybody.

Joining the Pistons last year filled a life-long dream for Al Menendez of working for a pro team. The enthusiasm with which he approaches his assignments indicates that he's happy doing what he's doing and likely to be at it for years to come.

## Mike Abdenour

### Head Trainer



At the time he was first appointed head trainer of the Detroit Pistons in 1975, Mike Abdenour had the distinction of being the youngest head trainer ever hired by a professional sports team.

Returning to the team after a one-year absence, the 26-year old Abdenour has lost none of his enthusiasm for basketball and his team.

Mike served as the team's head trainer for two years and along with team physician Dr. Benjamin Paolucci and consulting trainer Robert C. White of Wayne State University gives the Pistons a sports medicine team beyond compare and one dedicated to putting the best conditioned team in basketball on the floor for each and every game.

But, don't let that youthful demeanor fool you into thinking that Mike lacks experience.

He doesn't.

He's been working at his craft as long as most of the Piston players have been honing their skills. To call him a contender for All-Pro stature would be accurate.

Mike started as a student trainer at Detroit's Denby High School and gained four years of experience there. He moved on to Macomb Community College and was the school's student trainer for two years.

When he went on to Wayne State University, he had three more years of training experience under White and also assisted with the Pistons on a part-time basis. He earned his bachelor's degree at WSU and is currently completing his master's degree, also at WSU.

In joining the Pistons as head trainer in 1975, he became the team's first year-round trainer with responsibilities for off-season conditioning and training duties as well as the regular-season assignment.

A certified athletic trainer, he is recognized by the National Athletic Trainers Association. He is in increasing demand for clinics and speaking assignments with schools and associations.

Mike is a firm believer in prevention of athletic injuries and constantly reminds players to properly stretch and warm up. The result is a minimum amount of time lost to muscle pulls, sprains and nuisance injuries. It also results in a faster healing time when injuries are incurred.

## Will Robinson

Director of Community Relations



Spencer Haywood, Ralph Simpson, Doug Collins, Bubbles Hawkins, Mel Daniels, and Ted Sizemore have two things in common at the very least — talent and Will Robinson.

The Pistons Director of Community Relations, who also has specific scouting and talent-appraisal responsibilities delegated by Head Coach Dick Vitale, has spent more than 46 years in coaching and sports involvement. During that time, the list of greats he has developed, taught and coached keeps growing. The key ingredient has always been talent.

Robinson came to the Pistons in 1975 after five years as head coach at Illinois State University where he was the first black to ever be a head basketball coach at a major university and which paved the way for others to follow. That's where he coached Doug Collins, now with the 76ers, and Bubbles Hawkins.

However, the genial Will is no stranger to Detroit. Indeed, he had spent 26 years in the Detroit Public Schools system, coming to the city to take on the job at old Miller High School. There he set the trend for what was to be a basketball coaching success rate of better than 85 per cent wins. He took Miller to the city championship played between the city and parochial schools in 1947 where more than 16,000 fans, still a record for a prep game in the state, watched. His teams won four straight titles in the PSL in the late 1940's and played for the title in 10 of his 13 years at the school.

Robinson, who now makes many speeches on behalf of the Pistons and is working within the staff to arrange preliminary prep games this season, went on to Cass Tech for three years and then moved to Pershing High School in 1960 where the Haywood-Simpson-Daniels-Sizemore names came into play. Over the next ten years, he won two state championships as Detroit Public School League teams came back into state tournament play. For his outstanding accomplishments, he has been enshrined in the Michigan High School Athletic Association Hall of Fame.

At Illinois State, Robinson posted a 78-51 record and never had a losing season at a time when the school was making its move to major status.

Born in North Carolina, he literally grew up in Steubenville, OH, graduating from high school there with 14 letters in five sports. He graduated from West Virginia State College, lettering in four sports and quarterbacking the 1936 National Negro Championship football team. Later, he earned his master's degree at Michigan.

After several years in YMCA work and in the Chicago schools, he came to Detroit to really make his mark. It's that kind of excellence, filled with respect, that the Pistons are calling into play in his work with the organization because Will has experience difficult to replace and judgment honed by years of watching players at all levels.

## Brian Hitsky

Director of Administrative Operations



Brian Hitsky, Pistons director of public relations and marketing for the past four seasons, this summer assumed duties as director of administrative operations. Hitsky coordinates and administers the Pistons staff and is in charge of physical operations and scheduling. He attended Wayne State University, worked for United Press International, several suburban newspapers and a public relations and advertising firm before joining the Pistons. His involvement, however, pre-dates his staff status: he served on the Pistons scoring crew for 14 years.



## Harry Hutt

Director of Promotions

Filling the position of director of promotions and special events is Harry Hutt who came to the Pistons last June after a year with the Buffalo Braves where he coordinated promotions, preliminary games, halftime shows and group sales. He holds a bachelor's degree from Roberts Wesleyan (NY) College and a masters degree from Buffalo. He's been an assistant coach at Roberts Wesleyan and Spring Arbor (MI) College as well as a college-level sports information director. He is responsible for special promotions and game night events and involved in the sales area.

## Tom Wilson

Director of Sales



Tom Wilson joined the Pistons staff last February as director of sales after having served in a similar capacity with the Los Angeles Lakers and the Los Angeles Kings. A Phi Beta Kappa Wayne State University graduate, he acted in 40 television shows and films and also wrote scripts for "Love American Style" before putting his collegiate marketing studies background to work. A native Detroitier, he oversees all ticket sales and the marketing and advertising of tickets in the revamped Pistons front office operation.

## Bill Kreifeldt

Public Relations Director



Public Relations Director Bill Kreifeldt joined the Pistons in August after a 16-year career in college sports information work with stops at Central Michigan, Wayne State and the University of Detroit plus a stint with the Michigan AAU. He holds bachelor's and masters degrees from Central Michigan University and is a doctoral student at Wayne State.

## Christine Finland

Controller



Christine Finland, Pistons Controller, joined the team in 1975 and is responsible for all club accounting operations which include payroll administration, financial organization and federal, state and local tax code requirements. She majored in business at Wayne State University.

## Dan Hauser

Director of Group Sales



Dan Hauser was appointed Director of Group Sales in September with a direct responsibility for working with special groups attending Pistons games. Hauser, who was in Season Ticket Sales throughout the summer, joined the Pistons as a graduate of the Ohio U. Sports Administration Program and has his bachelor's degree from Wisconsin-Stevens Point where he was a top student-athlete.

## Ellen Gahagan

Administrative Secretary



In her fifth year as a Pistons administrative secretary is Ellen Gahagan, who is involved in all phases of the front office operation. Her experience has been an invaluable asset in the current Pistons transition and growth. She is a communications arts graduate of Michigan State University.

## Sharon Waters-Langlois

Administrative Secretary



Sharon Waters-Langlois is in her second season as a full-time member of the Pistons staff. She has had extensive office experience in the Metro Detroit area and has been a valued asset as an administrative secretary to all of the expanded Piston front office operations.

## Madelon Hazy

Administrative Secretary



Madelon Hazy joined the Pistons staff last May as an administrative secretary with a major responsibility of scheduling for Head Coach Dick Vitale. However, she too fits into all of the various Piston office operations. Madelon came to the Pistons from the University of Detroit where she was office and ticket manager in the athletic department.



## Linda Strand

Office Receptionist

Linda Strand joined the Pistons in April as the office receptionist, but also assists in a secretarial role and has been an asset in the summer ticket and promotional effort.


## Jerry Dziedzic

Equipment Manager



In his 11th season as equipment manager is Jerry Dziedzic. A Notre Dame University graduate, he is employed full-time as a Wayne County circuit court clerk. He is in charge of the purchase and distribution of athletic equipment and coordinates the corps of Detroit Pistons ballboys.

# 1978-79 Detroit Pistons



# 30 M.L. Carr



Position: Forward  
 Height: 6:06  
 Weight: 205  
 College: Guilford '73 (Degree in history)  
 High School: Wallace-Rose Hill (Teachey, N. C.)  
 Nickname: M. L.  
 Birthdate: January 9, 1951  
 Birthplace: Wallace, N. C.  
 When Drafted: No. 5 by Kansas City 1973  
 How Obtained: Signed as a free agent, June 12, 1976  
 Pro Experience: Two Years  
 Married: August 11, 1973 (Sylvia Harris)  
 Children: Michael Lerone (Feb. 20, 1977)  
 Residence: Wallace, N. C.

Personable M. L. Carr, the player who tries to keep everyone as "up" as he is with his banter, rates with the consistent small forwards in the game. Although he is listed at just 6-6, he plays bigger than his height in all phases of the game and figures to play the "three-man" spot in Coach Dick Vitale's designated, disciplined fast-break attack, filling the left lane. M. L. is quick and can put the ball on the floor to drive past foes. On the defensive end, he boasts good anticipation and often comes up with they ke steal or interception and is able to play the transition game well. He is a better percentage shooter than he showed last year and should benefit having Kevin Porter in the middle on the fast break to get the high-percentage shot. Carr just missed the 1000-point after cracking it in his first Piston season the year before. He finished as the team's fourth-leading scorer and rebounder, topping the squad in offensive rebounds. He was second in steals for the second straight year. He started 60 of the 79 games he played in last year. In his first season, he posted the highest steal total ever by a Piston forward. Carr was on the All-ABA Rookie Team and runner-up to David Thompson for ABA Rookie-of-the-Year after failing to hook on with two prior teams, but he's made the most of his career now and rates as a solid veteran.

ABA CAREER RECORD																	
YR-TEAM	G	MIN	FGM	FGA	PCT.	FTM	FTA	PCT.	OFF	DEF	TOT	AST	PF-DQ	STE	BLO	PTS	AVG
75-76 (51-1)	74	2174	371	762	.487	137	206	.665	171	288	459	224	225	127	44	906	12.2
ABA CAREER HIGHS																	
			FGM	FGA	FTM	FTA	OFF	DEF	TOT	AST	STE	BLO	PTS				
Regular Season									17	8			23				
NBA CAREER RECORD																	
YR-TEAM	G	MIN	FGM	FGA	PCT.	FTM	FTA	PCT.	OFF	DEF	TOT	AST	PF-IQ	STE	BLO	PTS	AVG
76-77 (DET)	82	2643	443	931	.476	205	279	.735	211	420	631	181	287-8	165	58	1091	13.3
77-78 (DET)	79	2556	390	857	.455	200	271	.738	202	355	557	185	243-4	145	57	980	12.4
TOTALS	161	5199	833	1788	.466	405	550	.736	413	775	1188	366	530-12	312	85	2071	12.9
NBA PLAYOFF RECORDS																	
YR-TEAM	G	MIN	FGM	FGA	PCT.	FTM	FTA	PCT.	OFF	DEF	TOT	AST	PF-DQ	STE	BLO	PTS	AVG
76-77 (DET)	3	112	12	31	.387	4	7	.571	9	8	17	6	9-0	1	3	28	9.3
NBA CAREER HIGHS																	
			FGM	FGA	FTM	FTA	OFF	DEF	TOT	AST	STE	BLO	PTS				
Regular Season	13		22	10	12	8	12	18	9	7	4	29					
Playoffs			7	16	2	5	4	6	10	4	1	1	16				

\*Includes 3-point field goals



# 13 Leon Douglas



**Position:** Center, Forward  
**Height:** 6:10  
**Weight:** 230  
**College:** Alabama '76 (Degree in Social Work)  
**High School:** Colbert County (Leighton, Alabama)  
**Nickname:** No. 1, Mud Bone, Gramps  
**Birthdate:** August 26, 1954  
**Birthplace:** Leighton, Alabama  
**When Drafted:** No. 1 by Detroit, 1976 (Fourth Overall)  
**How Obtained:** 1976 College Draft  
**Pro Experience:** Two Years  
**Marriage Status:** Single  
**Residence:** Leighton, Alabama

The big guy from Alabama showed improvement in all phases of his game in his sophomore NBA season while playing in 79 games with 23 starts. His shooting was sharper, particularly at the foul line. He also picked up his rebounding, and passing, but with more play at forward had fewer blocked shots. He is among the team's strongest players, using the height and muscle to rebound and maneuver for offensive position. He still has a tendency to foul, but can't be faulted for hustling from baseline to baseline. His game is definitely inside and he can be counted on again for play at center, his natural college position, and power forwards. As a rookie, he played in all 82 games and had 34 starts while gaining honorable mention on the All-Rookie Team. His biggest scoring game as a pro is 30 points at Philadelphia (March 30) as a rookie, a night he also grabbed 22 rebounds against the NBA finals-bound 76ers. Last year, Leon posted NBA career single-game highs for field goals, free throws, free throw attempts, rebounds, defensive rebounds, assists, and steals while being one of six players on the team to average in double figures for the season. He also rates third on the team in rebounding. Quiet and even-tempered, he resides in Southfield during the season.

#### NBA CAREER RECORDS


YR-TEAM	G	MIN	FGM	FGA	PCT.	FTM	FTA	PCT.	OFF	DEF	TOT	AST	PF-DQ	STE	BLO	PTS	AVG.
76-77 DET	82	1626	245	512	.478	127	229	.555	181	345	526	68	294-10	41	81	617	7.5
77-78 DET	79	1903	321	667	.481	221	345	.641	181	401	582	112	295-10	57	48	865	10.9
CAREER	161	3529	566	1179	.480	348	574	.605	362	746	1108	180	589-10	101	129	1480	9.2

#### PLAYOFF RECORDS

YR-TEAM	G	MIN	FGM	FGA	PCT.	FTM	FTA	PCT.	OFF	DEF	TOT	AST	PF-DQ	STE	BLO	PTS	AVG.
76-77 DET	3	57	4	13	.308	2	7	.286	3	6	10	3	11-0	1	5	10	5.5

#### NBA CAREER HIGHS

	FGM	FGA	FTM	FTA	OFF	DEF	TOT	AST	STE	BLO	PTS
Regular Season	22	44	11	24	10	33	43	6	1	4	30
Playoffs	2	5	2	5	2	8	10	0	1	2	6



# 42 Chris Ford



Position: Guard  
 Height: 6:05  
 Weight: 190  
 College: Villanova '72  
 (Degree in Bus. Adm.)  
 High School: Holy Spirit (Atlantic City)  
 Nickname: Count  
 Birthdate: January 11, 1949  
 Birthplace: Atlantic City, New Jersey  
 When Drafted: No. 2 by Detroit 1972  
 How Obtained: 1972 College Draft  
 Pro Experience: Six Years  
 Married: July 22, 1972 (Kathryn A. Salerno)  
 Children: Christopher J. Ford, Jr.  
 (June 25, 1975), Kathryn Marie (April 12, 1978)  
 Residence: Margate, New Jersey

An excellent defensive player with improved offensive abilities, the second-year Piston Co-Captain plays the big guard spot or "two-man" in Coach Dick Vitale's disciplined, designated fast-break attack. A six-year Pistons veteran, he also has the ability to settle a team down and play under control.


A smart player, Ford anticipates well and overplays on defense, attributes that annually put him among the NBA's steals leaders including last year's 9th-place ranking at 2.02. He was fifth in the category in 1975-76, seventh in 1976-77. Last year, Ford finished in double figures in scoring for the second straight year rating seventh on the team. Extremely durable, he played in all 82 games for the third straight year, extending his consecutive game string to 267, to snap Howard Komives' record of 264 set in 1968-72. Ford last missed a Pistons game on Feb. 15, 1975. In his career, he has failed to play in just 10 of 492 regular season games, eight of those in his rookie season.

Ford holds the team's season steals mark of 179 set in 1976-77 and had 178 the year previous. Last season, Chris led the team in assists, had his best field goal percentage shooting year and posted his best season offensive rebound total. His personal scoring high is 33 points vs. Phoenix in 1977 and his assist high is 15 vs. Mil-

		NBA CAREER RECORDS															
YR-TEAM	G	MIN	FGM	FGA	PCT.	FIM	FTA	PCT.	OFF	DEF	TOT	AST	PF-D	STE	BLO	PTS	AVG
72-73 DET	74	1537	208	434	.479	60	95	.645			266	194	135-1			476	6.4
73-74 DET	82	2059	264	595	.444	57	77	.740	109	195	304	279	159-1	148	14	585	7.1
74-75 DET	80	1962	296	435	.474	63	95	.665	93	176	269	250	187-0	113	26	475	5.9
75-76 DET	82	2198	301	707	.426	83	115	.722	80	211	291	272	222-0	178	24	685	8.4
76-77 DET	82	2539	437	918	.476	131	170	.770	96	174	270	337	192-1	179	26	1005	12.3
77-78 DET	82	2582	374	727	.484	113	154	.733	117	151	268	381	182-2	166	17	861	10.5
TOTALS	482	12877	1790	3866	.464	507	704	.720	495	907	1668	1693	1075-5	784	107	4087	8.5

		PLAYOFF RECORDS															
YR-TEAM	G	MIN	FGM	FGA	PCT.	FIM	FTA	PCT.	OFF	DEF	TOT	AST	PF-D	STE	BLO	PTS	AVG.
73-74 DET	5	94	8	17	.471	4	6	.667	4	11	15	7	10-0	2	2	20	4.0
74-75 DET	3	82	6	11	.545	0	0	.000	2	11	13	10	8-0	1	0	12	4.0
75-76 DET	9	276	35	81	.407	12	15	.800	6	30	36	40	33-1	11	5	78	8.7
76-77 DET	3	101	18	44	.409	5	9	.556	8	11	19	12	11-0	7	0	41	13.7
TOTALS	20	553	65	153	.425	21	30	.700	20	63	83	69	62-1	21	7	151	7.6

		NBA CAREER HIGHS												
		FGM	FGA	FIM	FTA	PCT.	OFF	DEF	TOT	AST	PF-D	STE	BLO	PTS
Regular Season		15	24	8	9		3	8	14	15		8	4	35
Playoffs		10	17	4	5		5	6	8	9		4	2	22



waukee, also in '77. Named to the All-Rookie Second Team in 1973, he rates as the team's all-time steals leader and is climbing the lists in games (4th), assists (4th) and blocked shots (5th). The Pistons rah-rah guy lends maturity and stability to a team which will be long on youth.

# 22 Gus Gerard



**Position:** Forward  
**Height:** 6:08  
**Weight:** 205  
**College:** Virginia '75  
**High School:** Union Town (Pa)  
**Nickname:** Daddy Hooves  
**Birthdate:** July 27, 1953  
**Birthplace:** Uniontown, Pa.  
**When Drafted:** No. 2 by Carolina (ABA), 1974  
**How Obtained:** With John Shumate and option on Milwaukee's first round draft choice in 1979 or 1980 from Buffalo for Marvin Barnes, 11-25-77  
**Pro Experience:** Four years  
**Married:** Oct. 20, 1974 (Gaye Goetz)  
**Residence:** Falls Church, Virginia

A jumping-jack forward with a flair for the slam-dunk, Gerard gained 16 starting nods in his 47 Piston games after starting just once in his 10 Buffalo appearances before coming to Detroit. A hardship signee by Carolina (ABA) after his junior season at Virginia where he finished second to David Thompson in the ACC scoring race in 1974, he began his career with the Spirits of St. Louis after they moved from Carolina and was on the All-Rookie Team with a 15.6 scoring average. That career-high pace helped him to an All-Star berth (12 pts., 9 rebounds) with Denver in 1975-76. Twice All-ACC Second Team, he averaged 17.9 ppg and 9.3 rebounds in 52 college games. Can play either forward slot where he backed up last year and plays the running game well. Nagged by injuries last season, he has to stay healthy to help restyled Piston scheme.

#### ABA CAREER RECORDS

YR-TEAM	G	MIN	FGM	FGA	PCT.	FTM	FTA	PCT.	OFF	DEF	REB	AST	PF	DT	STL	BLO	PTS	AVG.
74-75 SL	84	2702	554	1220	.454	206	279	.738	262	373	655	180	207	374-x	63	111	1515	15.0
75-76 SL	82	1727	332	795	.418	175	258	.735	141	296	457	147	180	258-x	69	72	843	10.3
TOTALS	166	4429	886	2015	.440	381	517	.737	423	669	1092	326	383	512-x	132	183	2158	13.0

\*Includes three-point attempts (1974-75, 1-6; 1975-76 4-9; total, 5-15.)

#### ABA ALL-STAR GAME

75-76 DEN	17	5	14	.357	2	2	1.000	0	3	9	1	1	5-x	1	0	12
-----------	----	---	----	------	---	---	-------	---	---	---	---	---	-----	---	---	----

#### ABA PLAYOFFS


74-75 SL	10	268	37	87	.425	9	14	.643	17	53	50	16	28	52-x	6	7	83	8.3
75-76 DEN	13	142	22	65	.339	16	24	.667	13	20	33	17	19	20-x	8	7	60	4.6
TOTALS	23	410	59	150	.393	25	38	.658	30	55	83	28	47	58-x	14	14	143	6.2

#### NBA CAREER RECORDS

YR-TEAM	G	MIN	FGM	FGA	PCT.	FTM	FTA	PCT.	OFF	DEF	REB	AST	PF	DT	STL	BLO	PTS	AVG.
76-77 DEN-BU	65	1048	201	454	.445	78	117	.667	89	128	217	92	164-L	34	62	480	7.5	
77-78 BU-DET	57	890	170	395	.430	75	108	.694	55	105	160	53	109-1	36	25	415	7.3	
TOTALS	122	1938	371	849	.437	153	225	.680	144	233	377	145	273-2	80	87	895	7.3	

#### NBA CAREER HIGHS

FGM	10	FGA	17	FTM	9	FTA	11	OFF	4	DEF	8	REB	9	AST	10	STL	3	BLO	3	PTS	21
-----	----	-----	----	-----	---	-----	----	-----	---	-----	---	-----	---	-----	----	-----	---	-----	---	-----	----



# 16 Bob Lanier



Position: Center  
Height: 6:11  
Weight: 255  
College: St. Bonaventure '70  
(Degree in Business Adm.)  
High School: Bennett (Buffalo, NY)  
Nickname: Bob-A-Dob  
Birthdate: September 10, 1948  
Birthplace: Buffalo, New York  
When Drafted: No. 1 by Detroit 1970  
How Obtained: 1970 College Draft  
Pro Experience: Eight Years  
Married: July 24, 1972 (Shirley Neville)  
Children: Jack (July 10, 1967), Kimberly  
(April 12, 1973), Tiffany (Nov. 21, 1974)  
Residence: Farmington Hills, Michigan

It's not enough to say that Bob Lanier rates first or second in every one of the 11 career statistical categories the Pistons chart. The real tribute is that he is among the game's dominant players because opposing coaches must take his inside and outside abilities into consideration when trying to defense him and the team. Despite that, however, he heads into the 1978-79 season, his 8th Piston year and fourth as a team captain, just 1802 points away from Dave Bing's career mark. He passed Bing as the Piston with the highest career scoring average, thanks to last year's 24.5 pace when he made the All-Star Team for the sixth straight time and finished eighth in NBA scoring and sixth in field goal percentage with a Piston record .537, breaking his own 1976-77 mark of .534.

Lanier, the team's all-time top rebounder for a career, season (1205 in 1973) and game (33 vs. Seattle in 1972-73), also kept alive another streak by averaging in double figures in that category for the seventh straight year. Lanier had topped the 1000-point mark in every one of the Pistons seasons. Lanier is generally considered to be the game's best outside shooter for a big man and has the ability when double and triple-teamed to pass off to teammates so well that he is also second in career assists. He can clog up the middle defensively and is the team's all-time top shot-blocker.

Lanier rates 36th on the all-time NBA point list, 14 points behind Cliff Hagan and with a host of NBA all-time greats such as Cunningham, Love, Lucas, DeBusschere, Tom Van Arsdale, Thurmond and Bill Russell well within reach. He is tied for fifth place on the all-time field goal accuracy list at .506. He continues to rank first in playoff field goal accuracy (.541) and All-Star Game field goal accuracy (.632).

A leader on the court when he plays, Lanier is the Pistons' man in the clutch at game's end in close contest. He's Mr. Clutch off the court, too, making so many unpublicized appearances for youth groups, charities and fund-raisers that he was finally recognized with the J. Walter Kennedy Award last year for humanitarianism with community service outside of basketball a prime criterion. He gives of himself to the community and continually repays people who have helped him along the way.

Big Bob led Detroit in scoring in 44 of the 63 games he played in and led all scorers in the game in 27 of those. He was forced out of the final 12 games for surgery to remove loose fragments from his left knee. He came to camp fully recovered. He has been the team's top scorer and rebounder for the last seven seasons each and led



in field goal accuracy in six of the seven. He was the 72nd player to crack the NBA's 10,000-point barrier and won the NBA's first one-on-one contest in 1972, his second year in the league. He was a First Team All-Rookie choice after coming to the team out of St. Bonaventure.

#### NBA CAREER RECORDS

YR-TEAM	G	MIN	FGM	FGA	PCT.	FTM	FTA	PCT.	OFF	DEF	TOT	AST	PF-D	STE	BLO	PTS	AVG.
70-71 DET	82	2017	504	1108	.455	273	376	.726			665	146	272-4			1281	15.6
71-72 DET	80	3092	834	1690	.493	388	505	.768			1132	248	297-6			2056	25.7
72-73 DET	81	3150	810	1654	.490	507	597	.733			1205	260	278-4			1927	23.8
73-74 DET	81	3047	748	1483	.504	326	409	.797	269	805	1074	343	273-7	110	247	1822	22.5
74-75 DET	76	2987	731	1433	.510	361	450	.802	225	689	914	350	287-1	75	172	1823	24.0
75-76 DET	64	2363	541	1017	.532	284	370	.768	217	529	746	217	203-2	79	86	1366	21.3
76-77 DET	64	2446	678	1269	.534	260	318	.817	200	545	745	214	174-0	70	126	1616	25.3
77-78 DET	65	2311	622	1159	.537	298	386	.772	197	518	715	216	185-2	82	93	1342	20.5
TOTALS	591	21413	5468	10813	.506	2497	3211	.778	1108	5086	7196	1994	1919-26	416	724	13453	22.7

#### ALL-STAR GAME RECORDS

YR-TEAM	G	MIN	FGM	FGA	PCT.	FTM	FTA	PCT.	OFF	DEF	TOT	AST	PF-D	STE	BLO	PTS	AVG.
72 DETROIT	1	5	0	2	.000	2	3	.667			3	0	0-0			2	
73 DETROIT	1	12	5	9	.556	0	0	1.000			6	0	1-0			10	
74 DETROIT	1	26	11	15	.733	2	2	1.000	2	8	10	2	1-0	0	2	24	
75 DETROIT	1	12	1	4	.250	0	0	0.000	2	5	7	2	3-0	2	0	2	
77 DETROIT	1	20	7	8	.875	3	3	1.000	5	5	10	4	3-0	1	1	17	
78 DETROIT	1	4	0	0	---	1	2	.500	2	0	2	0	0-0	0	0	1	
TOTALS	6	79	24	38	.632	8	10	.800	11	18	38	8	8-0	3	3	56	9.3

#### PLAYOFF RECORDS

YR-TEAM	G	MIN	FGM	FGA	PCT.	FTM	FTA	PCT.	OFF	DEF	TOT	AST	PF-D	STE	BLO	PTS	AVG.
73-74 DET	7	303	77	152	.507	30	38	.789	26	81	107	21	28-1	4	14	184	26.3
74-75 DET	3	128	26	51	.510	9	12	.750	5	27	32	19	10-0	4	12	61	20.3
75-76 DET	9	359	95	172	.552	45	50	.900	39	75	114	30	34-1	8	21	235	26.1
76-77 DET	3	118	34	54	.630	16	19	.842	13	37	50	6	10-0	3	7	84	28.0
TOTALS	22	908	232	429	.541	100	119	.840	83	220	303	76	82-2	19	54	564	25.6

#### NBA CAREER HIGHS

	FGM	FGA	FTM	FTA	OFF	DEF	TOT	AST	STE	BLO	PTS
Regular Season	19	41	15	18	10	19	33	12	5	9	48
Playoffs	16	28	11	12	8	15	19	8	2	7	38

# 50 Ben Poquette



Position: Forward, Center  
 Height: 6:09  
 Weight: 235  
 College: Central Michigan '77  
 (Degree in Phys. Education)  
 High School: East Lansing (MI)  
 Nickname: Big Ben  
 Birthdate: May 7, 1955  
 Birthplace: Ann Arbor, MI  
 When Drafted: No. 2 by Detroit 1977  
 How Obtained: 1977 College Draft  
 Pro Experience: One Year  
 Marital Status: Single  
 Residence: East Lansing, MI


Big Ben played in 52 games last year with seven starting assignments, logging time at forward and center and earning plaudits for his hustling style of play. He backed up both the power forwards and the centers in his rookie year. A former Michigan All-Starter at East Lansing HS, he went on to letter four years at Central Michigan, the last three as a starter. It was his last-second roll-off-the-rim tip which sent the NCAA matchup with eventual semi-finalist UNC-Charlotte into over time in his senior season. As a collegian, Poquette averaged 11.2 points and 8.3 rebounds, but was 16.5 and 11.0 as a senior. He holds CMU records for blocked shots for a season (96) and a career (231), breaking the career mark of current Atlanta Hawk Dan Roundfield in the process. He was CMU's MVP as a senior and shared the honor as a junior.

#### NBA CAREER RECORD

YR-TEAM	G	MIN	FG	FGA	PCT.	FT	FTA	PCT.	OFF	DEF	TOT	REB	AST	PF	STE	BLO	PTS	AVG
77-78 DET	52	6:26	95	225	.422	92	60	.700	50	95	145	2.8	20	69-1	10	21	252	4.5

#### NBA CAREER HIGHS

FG	9	FGA	16	FTM	4	FTA	4	OFF	4	DEF	8	TOT	12	AST	2	STE	2	BLO	3	PTS	18
----	---	-----	----	-----	---	-----	---	-----	---	-----	---	-----	----	-----	---	-----	---	-----	---	-----	----



# 1 Kevin Porter



**Position:** Guard  
**Height:** 5:11  
**Weight:** 165  
**College:** St. Francis (PA) '72  
 (Degree in Education)  
**High School:** DuSable (Chicago)  
**Nickname:** KP  
**Birthdate:** April 17, 1950  
**Birthplace:** Chicago, Illinois  
**When Drafted:** No. 3 by Baltimore  
 Bullets 1972  
**How Obtained:** From New Jersey Nets for  
 Nets for Eric Money, Sept. 8, 1978  
**Married:** Sept. 2, 1972 (Cleota Peoples)  
**Children:** Kevin Porter, Jr. (April 5,  
 1973), Kandace (Sept. 24, 1976)  
**Residence:** Detroit, Michigan

Popular, crowd-pleasing "KP" returned to the Pistons a week before training camp opened and figures to be the point guard in Coach Dick Vitale's disciplined, designated fast-break attack this season. He's coming off his statistically best professional season, leading the NBA in assists for the second time, setting a league single-game assists mark and scoring a pro season high as well as his professional single-game high.

A whippet-fast playmaker, Kevin handed off a record 29 assists vs. Houston last Feb. 24 at home, the third straight season he had the NBA's single-game assists high. He meshed 40 points at Milwaukee Dec. 4 and averaged 10.2 assists per game and 15.5 points per game. He had been traded away Nov. 7 with Howard Porter to the Nets for Al Skinner and a pair of second-round draft choices. Porter previously led the NBA in assists while with the Bullets in 1974-75 at 8.0. That was the year before he came to the Pistons for Dave Bing and a first-round draft pick.

#### NBA CAREER RECORDS

YR-TEAM	G	MIN	FGM	FGA	PCT.	FTM	FTA	PCT.	OFF	DEF	TOT	AST	PF-D	STE	BLO	PTS	AVG.
72-73 BALT	71	1217	205	451	.455	62	101	.614			72	237	206	5		472	6.6
73-74 CAPT	81	2339	477	977	.478	180	249	.723	79	100	179	469	310-14	93	9	1134	14.0
74-75 WASH	81	2589	406	877	.461	141	186	.704	55	97	152	650	320-12	152	11	943	11.6
75-76 DET.	19	687	99	235	.423	42	56	.750	14	30	44	193	83-3	35	3	240	12.6
76-77 DET.	81	2117	310	605	.512	97	133	.729	28	70	98	592	271-8	88	8	717	8.9
77-78 DET/NJ	82	2813	495	1055	.469	244	320	.763	53	161	214	837	283-6	123	15	1234	15.0
TOTALS	415	11762	1992	4150	.480	756	1045	.723	229	458	759	2878	1473-48	493	46	4740	11.4


#### PLAYOFF RECORDS

YR-TEAM	G	MIN	FGM	FGA	PCT.	FTM	FTA	PCT.	OFF	DEF	TOT	AST	PF-D	STE	BLO	PTS	AVG.
72-73 BALT	4	41	6	12	.500	0	0	.000			2	9	11-0			12	3.0
73-74 CAPT	7	195	33	85	.388	9	14	.643	10	7	17	32	30-2	8	0	75	10.7
74-75 WASH	17	625	99	193	.503	46	69	.667	13	28	41	134	73-3	21	0	244	14.4
75-76 DET.	Did Not Play...Injured																
76-77 DET.	3	61	5	15	.333	0	0	.000	1	0	1	7	7-0	1	0	16	5.3
TOTALS	31	922	143	309	.461	61	92	.663	24	32	66	182	121-3	30	0	347	11.2

#### NBA CAREER HIGHS

	FGM	FGA	FTM	FTA	OFF	DEF	TOT	AST	STE	BLO	PTS
Regular Season	16	28	9	12	4	5	8	29*	7	7	40
Playoffs	10	20	8	8	3	4	7	13	1	0	24

\*NBA Record



Very intense on the court, he takes and makes the high-percentage shot, holding an NBA career field goal percentage mark of .480. Last year was his second time over the 1000-point plateau, but the fourth time he averaged in double figures for a season. He's the only NBA player ever to turn in back-to-back, 20-plus assists games, managing a 21-22 tandem in 1974-75. Kevin makes his year-round home in Detroit.

# 34 John Shumate



**Position:** Forward  
**Height:** 6:09  
**Weight:** 235  
**College:** Notre Dame '74  
**High School:** Thomas Jefferson (Elizabeth, N. J.)  
**Nickname:** Shu  
**Birthdate:** April 6, 1952  
**Birthplace:** Greenville, S. C.  
**When Drafted:** No. 1 by Phoenix 1974  
**How Obtained:** With Gus Gerard and option on Milwaukee's No. 1 draft choice in 1979 or 1980 from Buffalo for Marvin Barnes, 11-23-77  
**Pro Experience:** Three Years  
**Married:** June 4, 1977 (Marilyn Warren)  
**Residence:** Tempe, Arizona

The prototype of the power forward at 6-9 and 235, big John also has the inside power game to fill in at center which he did on occasion last year when injuries took their toll. Among the strongest and best shooting forwards in the game, he power added to his skills last year with a dramatic improvement of more than 110 percentage points at the foul line to a career best .786.

Phoenix's first round draft choice out of Notre Dame in 1974, he missed his first pro year when blood clots from a phlebitis condition were found in his left lung. An eight-month therapy program followed to put him back on his game and he made the NBA's All-Rookie Team in 1975-76 when he averaged 11.7.


Shumate started 74 out of the 80 games he played in last year, 56 of his 62 Piston contests. His 14.8 season scoring average was buoyed by a 15.4 scoring rate in Detroit and a 31-point game as his top effort along with a 16-rebound game. He averaged 8.5 rebounds overall, 8.9 in Detroit. Shumate is a career .519 shooter from the field. In 1976-77, he led Buffalo in rebounding at 9.5 and had his best pro scoring year at 15.1. His .561 field goal percentage rate as a rookie narrowly missed winning the NBA title.

At Notre Dame, he averaged 24.2 points and 11.6 rebounds over two seasons and shot .627 as a senior to set an Irish record. He made 20 consecutive field goals in the 1973 NIT and was MVP as Notre Dame finished a bucket short of the title. Had 24 points and 11 rebounds as Irish ended UCLA's 88-game win string, 71-70, in Bill Walton era. A big effort from him all season long will boost the Piston cause this season.

YR-TEAM	G	MIN	NBA CAREER RECORDS														
			FGM	FGA	PCT.	FTM	FTA	PCT.	OFF	DEF	TOT	AST	PF-D	STE	BLO	PTS	AVG
75-76 PH/BF	75	1976	332	592	.561	212	326	.650	143	411	554	127	159-2	82	34	878	11.7
76-77 BUFF	74	2601	407	810	.502	302	450	.671	163	538	701	159	197-1	90	84	1116	15.1
77-78 BF/DT	80	2760	391	773	.506	400	309	.786	157	525	687	180	200-2	90	52	1182	14.8
TOTALS	229	7337	1130	2175	.519	916	1285	.711	463	1475	1932	466	556-5	262	170	3174	13.9

YR-TEAM	G	MIN	NBA PLAYOFF RECORDS														
			FGM	FGA	PCT.	FTM	FTA	PCT.	OFF	DEF	TOT	AST	PF-D	STE	BLO	PTS	AVG
75-76 BUFF	9	162	54	92	.587	19	38	.500	25	52	77	25	29-0	9	13	127	14.1

NBA CAREER HIGHS												
FGM	FGA	FTM	FTA	OFF	DEF	TOT	AST	STE	BLO	PTS		
12	19	15	18	8	14	20	8	4	4	31		



# 41 Terry Tyler



Position: Forward  
 Height: 6:07  
 Weight: 215  
 College: University  
 of Detroit  
 Birthdate: October 30,  
 1956

1978  
 DRAFT  
 CHOICE

A tremendous leaper who helped propel U-D and Head Coach Dick Vitale to national attention, Tyler averaged 15.0 points in 110 games for the Titans. Regarded as a great rebounder bigger than his height, he's also rated as the "finest player Coach Vitale has ever coached."

#### STATISTICS

YEAR	GS	FGM	FGA	.PCT	FTM	FTA	.PCT	REBS	ASTS	PFS	PNTS	AVG
74-75	26	96	184	.533	24	47	.511	182	16	68-3	220	8.5
75-76	27	197	358	.550	70	108	.648	298	28	80-4	464	17.2
76-77	29	212	360	.589	81	109	.743	319	34	82-3	505	17.4
77-78	28	195	336	.580	70	98	.714	352	29	65-3	460	16.4

TOTALS    110    702    1238    .567    245    362    .677    1151    107    295-13    1649    15.0

# 25 John Long



Position: Forward, Guard  
 Height: 6:05  
 Weight: 210  
 College: University of  
 Detroit  
 Birthdate: Aug. 28, 1956

1978  
 DRAFT  
 CHOICE

U-D's all-time leading scorer, Long averaged 19.7 for his four-year college career. He hit 21.4 points and shot 54 percent from the field as a senior, and Coach Dick Vitale ranks him in the top 20 players in the country. He was selected by the Pistons on the second round, and was the first of the Pistons draft choices to sign a contract.

#### STATISTICS

YEAR	GS	FGM	FGA	.PCT	FTM	FTA	.PCT	REBS	ASTS	PFS	PNTS	AVG
74-75	26	200	419	.477	45	78	.775	168	26	63-1	445	17.1
75-76	27	220	521	.439	72	95	.758	240	35	76-3	532	19.7
76-77	28	245	508	.462	78	102	.765	189	39	67-3	568	20.3
77-78	29	265	461	.542	92	114	.807	218	42	81-2	622	21.4

TOTALS    110    940    1942    .484    287    369    .778    815    142    287-9    2167    19.7

# 11 Bubbles Hawkins



Position: Guard  
 Height: 6:04  
 Weight: 190  
 College: Illinois State '75  
 High School: Pershing (Detroit)  
 Birthdate: June 30, 1954  
 Birthplace: Detroit, MI  
 Residence: Detroit, MI

VETERAN FREE  
 AGENT

Hawkins was drafted by Golden State on the third round in 1975 and then waived by the Warriors and picked up by the New Jersey Nets. He was signed by the Pistons as a free agent on May 22, 1978. Bubbles was drafted out of Illinois State by Golden State and played one year with the Warriors before being waived. He joined the Nets in 1976 and was an instant sensation, averaging 19.3 points per game over 52 contests to lead the Nets in scoring. The next season contract difficulties kept him out of training camp and he was cut after 15 contests. Signed to a three-year "make good" contract with the Pistons, he's a good shooter who can run a fast break. Hawkins was coached in high school and college by Pistons staffer Will Robinson.

ROBERT "BUBBLES" HAWKINS NBA CAREER STATISTICS

YR--TEAM	G	MIN	FGM	FGA	PCT	FTM	FTA	PCT	OFF	DEF	TOT	AST	PF-DQ	STE	TURN	BLO	PTS	AVG.
75-76 G. St.	32	153	53	104	.510	20	31	.645	16	14	30	16	31-0	10	---	8	126	3.9
76-77 Nets	52	1481	406	909	.447	194	282	.688	67	87	154	93	163-2	77	---	26	1006	19.3
77-78 Nets	15	343	69	150	.460	25	29	.862	21	29	50	37	51-1	22	43	13	163	10.9
TOTALS	99	1977	528	1163	.454	239	342	.699	104	130	234	196	245-3	109	---	47	1295	13.1

NBA PLAYOFF RECORD

YR--TEAM	G	MIN	FGM	FGA	PCT	FTM	FTA	PCT	OFF	DEF	TOT	AST	PF-DQ	STE	TURN	BLO	PTS	AVG.
75-76 G. St.	5	72	4	5	.800	2	2	1.000	0	0	0	2	6-0	1	---	0	10	2.0

# 9 Andre McCarter



Position: Guard  
 Height: 6:03  
 Weight: 190  
 College: UCLA '76  
 Birthdate: Aug. 25, 1953  
 Residence: Philadelphia, PA  
 High School: Overbrook (Phil.)

VETERAN FREE  
 AGENT

Drafted by Kansas City on the 6th round in 1976 after a sparkling career at UCLA, McCarter saw limited service with the Kings over the last two seasons, and has been playing in the Baker League in Philadelphia where he was among leaders in assists, steals, and scoring. McCarter was signed by the Pistons as a free agent on July 24, 1978.

YR--TEAM	G	MIN	FGM	FGA	PCT	FTM	FTA	PCT	OFF	DEF	TOT	AST	PF-DQ	STE	TURN	BLO	PTS	AVG.
76-77 K.C.	59	725	119	257	.463	32	45	.711	16	39	55	99	63-0	23	0	0	270	4.6
77-78 K.C.	1	9	0	2	.000	0	0	.000	0	1	1	0	1-0	0	0	0	0	0.0
TOTALS	60	734	119	259	.459	32	45	.711	16	40	56	99	64-0	23	0	0	270	4.5

## 24 Essie Hollis



Position: Forward  
Height: 6:06  
Weight: 195  
College: St. Bonaventure '77  
Birthdate: May 16, 1955

Draft: 1977 by New Orleans on  
second round

As a senior in college, Essie averaged 22 points per game and was the Bonnie's leading scorer and rebounder. He was selected to the NIT all-tourney team as St. Bonaventure captured the title. After being cut by the Jazz, Essie opted for Spain where he played on San Sebastian's Askatuak team. Hollis averaged 40 points per game in Europe over 21 games.

## 26 Glen Williams



Position: Guard  
Height: 6:05  
Weight: 185  
College: St. John's (NY)  
Birthdate: April 25, 1954

Draft: 1977 by Milwaukee on the  
second round.

After Williams was dropped by the Bucks, he played in the Eastern League for the Brooklyn Dodgers and averaged 31 points per game. He is the second leading scorer in the league, and with St. John's, he averaged 23 points as a senior and led the Redmen to the NCAA tournament bid. Single, he graduated in 1977 with a BA in Athletic Administration.

# Detroit Pistons Roster

CO-CAPTAINS—Bob Lanier, St. Bonaventure '70, Chris Ford, Villanova '72

NO.	NAME	POS	HGT	WGT	BIRTHDATE	COLLEGE	YRS PRO
30	M. L. Carr	F	6:06	205	1-9-51	Guilford '73	3
13	Leon Douglas	C	6:10	230	8-26-54	Alabama '76	2
42	Chris Ford	G-F	6:05	190	1-11-49	Villanova '72	6
22	Gus Gerard	F	6:08	205	7-27-53	Virginia '75	4
11	Bubbles Hawkins	G	6:04	190	6-30-54	Illinois St. '75	4
24	Essie Hollis	F	6:06	195	5-16-55	St. Bonaventure '77	FA
16	Bob Lanier	C	6:11	255	9-10-48	St. Bonaventure '70	8
25	John Long	G-F	6:05	200	8-28-56	Detroit '78	R
9	Andre McCarter	G	6:03	190	8-25-53	UCLA '76	1
50	Ben Poquette	F	6:09	235	5-7-55	Central Michigan '77	1
1	Kevin Porter	G	5:11	165	4-17-50	St. Francis (Pa.) '72	6
34	John Shumate	F	6:09	235	4-6-52	Notre Dame '74	3
41	Terry Tyler	F	6:07	215	10-30-56	Detroit '87 '78	R
26	Glen Williams	G	6:05	185	4-25-54	St. John's (NY) '77	FA

## Detroit Pistons Draft Picks

ROUND	PLAYER	SCHOOL	POS	HEIGHT	WEIGHT
1	To Seattle for Archie Clark				
2	Terry Tyler	Detroit '78	F	6:07	215
2	John Long	Detroit '78	G-F	6:05	200
3	To Buffalo for Don Adams				
4 T	To Buffalo for John Shumate				
5	Dave Caligaris	N. Eastern	G	6:05	200
6	Audie Matthews	Illinois	G	6:04	185
7	H. Entzminger	J. C. Smith	G-F	6:06	200
8	Earl Evans*	Nev.-Las Vegas	F	6:08	185
9	Ulice Payne	Marquette	F	6:06	200
10	Dave Grauzer	C. Mich.	G	6:02	180

\*Junior Eligible.

### NUMERICAL ROSTER

1 Kevin Porter	25 John Long
9 Andre McCarter	26 Glen Williams
11 Bubbles Hawkins	30 M. L. Carr
13 Leon Douglas	34 John Shumate
16 Bob Lanier	41 Terry Tyler
22 Gus Gerard	42 Chris Ford
24 Essie Hollis	50 Ben Poquette

# 1977-78 Schedule Format

The Pistons meet all 21 teams twice at home and twice on the road with the exception of Seattle and Milwaukee. The Bucks only appear at the Silverdome once, while Detroit visits Seattle just one time.

## NBA Playoff Format

Under the National Basketball Association playoff formula, 12 teams will be eligible for post season play.

Each Division winner in the Atlantic, Central, Midwest and Pacific will automatically go into the playoffs no matter what the team's record is.

Then the next best four teams in each conference (based on won/lost record) will go into the playoffs.

There will then be six teams in each conference in the playoffs. These teams will be ranked according to won/lost records with the team with the best record as number one and the team with the sixth best record as number six.

Teams ranked one and two will receive a bye in the first playoff round. The team ranked four and five will play each other in a best two-out-of-three series and teams ranked three and six meet each other in a best two-out-of-three series.

The winner of the series between teams four and five then meets team one in a best four-of-seven series. The winner of the three and six series then meets team two in a best four-of-seven confrontation.

The winners then play for a conference title and then on to the championship. Each of these series is best four-out-of-seven.

## 1977-78 Division Lineups

### Western Conference

#### MIDWEST DIVISION

Chicago Bulls  
Denver Nuggets  
Indiana Pacers  
Kansas City Kings  
Milwaukee Bucks

#### PACIFIC DIVISION

Golden State Warriors  
Los Angeles Lakers  
Phoenix Suns  
Portland Trail Blazers  
San Diego Clippers  
Seattle SuperSonics

### Eastern Conference


#### ATLANTIC DIVISION

Boston Celtics  
New Jersey Nets  
New York Knickerbockers  
Philadelphia 76ers  
Washington Bullets

#### CENTRAL DIVISION

Atlanta Hawks  
Cleveland Cavaliers  
DETROIT PISTONS  
Houston Rockets  
New Orleans Jazz  
San Antonio Spurs

## 1977-78 In Review



# Detroit Pistons News Notes

## 1977-78 Season

- Sept. 28 1977 Detroit Pistons announce plans to play 1978-79 season in Pontiac Silverdome.
- Oct. 18 Detroit starts the season with a victory at home over the New Jersey Nets, 110-93.
- Detroit blocks 16 shots against Denver to set a team record. They also break the mark for a half by rejecting 10 in the second half.
- Nov. 7 Guard Al Skinner and two second round draft choices were obtained from the New Jersey Nets for guard Kevin Porter and forward Howard Porter.
- Nov. 23 Forward Marvin "Bad News" Barnes is dealt to the Buffalo Braves for forwards John Shumate, Gus Gerard and the option on Milwaukee's number one draft choice in either 1979 or 1980.
- Dec. 15 Herb Brown is relieved of coaching duties. General Manager Bob Kauffman is the interim coach.
- Dec. 26 Detroit defeats the Boston Celtics, 122-100, at Cobo Arena. The 22-point loss is the worst ever handed to the Celtics by the Pistons.
- Jan. 23 1978 Detroit sets a Phoenix Coliseum record by stealing the ball nine times in the third quarter. It is also a Detroit team record.
- Jan. 25 Detroit comes from 22 points down in the third quarter to defeat Golden State, 99-95.
- Feb. 1 Detroit obtains guard Jim Price and Denver's first round draft pick in 1979 for guard Ralph Simpson.
- Feb. 26 Pistons shoot 72% from the field in the second half and defeat Los Angeles, 127-124, in LA. The win is their first on the West Coast in 13 tries.
- Mar. 12 Detroit gets tagged with seven technical fouls, but still defeats New Jersey, 130-125.
- Apr. 2 Detroit is eliminated from the playoffs for the first time in five seasons after a loss to Milwaukee, 129-121. In the second quarter, the Pistons score 43 points and tie their all-time high.
- Apr. 9 David Thompson scores 73 points, breaking the NBA one quarter scoring (32) and field goal (15) records. However, Detroit wins its final game at Cobo Arena, 139-137, over Denver.
- May 1 Dick Vitale named Pistons Head Coach and the ReVitalization of the team begins.

# Detroit Pistons 1977-78 Regular Season Results (Game by Game)

MONTH	DATE	G	OPPONENT	SCORE		W	L	CUMULATIVE RECORD		HIGH SCORER	ATTENDANCE ROAD/HOME	
				HOME	AWAY			W	L		ROAD	HOME
OCTOBER (4-3)	18	1	NEW JERSEY	110-93		W	1	0	Simpson 23, Lanier 22/Averitt 23	4,778		
	19	2	@Philadelphia	96-113		L	1	1	Lanier 23/McGinnis 32, Collins 27	14,148		
	21	3	@Washington	109-117		L	1	2	Lanier 33, Money 20/Kupchak 29	13,276		
	22	4	DENVER	126-106		W	2	2	Money 26, Lanier 19/Taylor 20	7,429		
	24	5	BOSTON	100-85		W	3	2	Lanier 33, Money 24/Boswell 19	4,985		
	26	6	GOLDEN STATE	123-107		W	4	2	Lanier 25, Simpson 22/Smith 32, Barry 21	6,160		
	29	7	@New York	117-124		L	4	3	Lanier 22, Money 20/McAdoo 37	15,143		
NOVEMBER (4-8)	2	8	ATLANTA	89-102		L	4	4	Lanier 29/Drew, Dehagen 22	5,326		
	9	9	HOUSTON	127-107		W	5	4	Carr 25, Money 19/Malone 22,Tomjanovich 20	5,727		
	11	10	SAN ANTONIO	104-107		L	5	5	Lanier 27, Money 18/Gervin 33	8,560		
	13	11	WASHINGTON	104-102		W	6	5	Money 36, Douglas 23/Hayes 29	5,149		
	15	12	@Denver	113-123		L	6	6	Money 22, Simpson 19/Thompson 33, Issel 24	14,162		
	18	13	@Los Angeles	83-116		L	6	7	Douglas 15/ Edwards 19	10,903		
	19	14	@Golden State	96-128		L	6	8	Douglas 23, Simpson 20/Parish 27, Barry 18	12,087		
	20	15	@Portland	101-118		L	6	9	Simpson 22, Money 20/Walton 32, Calhoun 24	12,666		
	23	16	PHILADELPHIA	105-106.		L	6	10	Lanier 26/ McGinnis 30, Collins 27	10,685		
	26	17	CLEVELAND	87-105		L	6	11	Lanier, Simpson 19/ Frazier 18	9,253		
	29	18	@Milwaukee	100- 99		W	7	11	Money 24, Lanier 19/Johnson 22	10,489		
	30	19	LOS ANGELES	104- 98		W	8	11	Lanier 30, Simpson 17/Nixon 23, Tatum 20	5,200		
	DECEMBER (7-7)	2	20	@Kansas City	97-108		L	8	12	Carr 21, Lanier 15/ Allen 22, Wedman 18	7,151	
		3	21	INDIANA	89-103		L	8	13	Eberhard 20, Gerard 16/Williamson 25	4,745	
		7	22	PHOENIX	107-113*		L	8	14	Lanier 27, Shumate 20/ Davis 27, Westphal 27	3,588	
		10	23	NEW ORLEANS	104-86		W	9	14	Money 23, Lanier 22/ Maravich 20	5,276	
		14	24	SEATTLE	92-102		L	9	15	Lanier 24, Shumate 16/ Williams 37	4,503	
		16	25	@Indiana	106-114*		L	9	16	Lanier 23, Money 22/ Roundfield 36	10,596	
17		26	BUFFALO	122-126**		L	9	17	Lanier 36, Money 20/ Smith 31, Nater 26	3,641		
18		27	@New Orleans	117-108		W	10	17	Lanier 37, Shumate 24/ Maravich 20	7,043		
20		28	@San Antonio	118-117		W	11	17	Lanier 32/ Gervin 32	8,107		
22		29	MILWAUKEE	118-102		W	12	17	Lanier 29, Shumate 22/Meyers 19	4,002		
23		30	@Chicago	108-107		W	13	17	Lanier 24, Shumate 23, Money 22/3 with 19	11,578		
26		31	BOSTON	122-100		W	14	17	Money 23, Douglas 18/ Bing 19	6,906		
28		32	PORTLAND	106-111		L	14	18	Lanier 26, Shumate 24/ Neal 31	10,995		
30		33	@Buffalo	103-87		W	15	18	Lanier 30, Gerard 19/ Smith 24, Knight 20	6,022		

\*Overtime \*\*Double Overtime

MONTH	DATE	G	OPPONENT	SCORE	W	L	CUMULATIVE RECORD	HIGH SCORER	ATTENDANCE	
									ROADY/HOME	HONE
JANUARY	3	34	@Atlanta	106-103	W		16-18	Lanier 22, Shumate 21/Drew 22, Criss 16	4,122	4,655
	4	35	ATLANTA	111-97	W		17-18	Lanier 28, Money 18/ Drew 24		
(7-7)	6	36	@Golden State	106-107	L		17-19	Money 30, Lanier 23/Barry 29, Smith 23	10,334	12,666
	7	37	@Portland	105-109	L		17-20	Lanier 31, Money 22/Hollins 21, Gross 21	12,666	10,127
	11	38	@Seattle	100-106	L		17-21	Lanier 28,Shumate 17/Webster 21,Brown 19	10,127	12,660
	13	39	@Phoenix	100-111	L		17-22	Carr 28, Shumate 18/Westphal 26,Davis 25	12,660	4,945
	15	40	CHICAGO	101-107	L		17-23	Lanier 24, Ford 23/ Armstrong 22	4,945	4,711
	18	41	BUFFALO	113-100	W		18-23	Lanier 30, Money 19/ Smith 32, Knight 22	8,309	7,088
	20	42	@Houston	108-118	L		18-24	Money 18/Murphy 23, Jones 21	7,088	6,717
	22	43	@New Orleans	97-100	L		18-25	Money 27,Lanier20/Naravich30,Robinson 24	6,717	4,958
	24	44	@Washington	104-101	W		19-25	Lanier 24, Money 22/Grevey 24	4,958	3,621
	25	45	GOLDEN STATE	99-95	W		20-25	Lanier 32, Carr 24/ Smith 26, Barry 19	17 9,205	3,621
	27		@Indiana	POSTPONED			WEATHER CONDITIONS			
	28	46	@Cleveland	115-105	W		21-25	Lanier 30, Money 26/Chones 22, E.Smith 17	9,205	3,621
	29	47	CLEVELAND	120-116*	W		22-25	Lanier 39, Money 22/Russell 35	3,621	5,143
FEBRUARY	1	48	PHOENIX	127-120	W		23-25	Lanier 36, Money, 27/Davis 26, Westphal 24	5,143	5,484
	2	49	@Kansas City	101-113	L		23-26	Money 20, Shumate 20/ Boone 29	5,484	16,009
	3	50	@Denver	102-115	L		23-27	Carr 24/ Thompson 30, Issel 21	16,009	6,930
	8	51	LOS ANGELES	95-105	L		23-28	Lanier 31/ Hudson 25, Abdul-Jabbar 22	6,930	3,867
	10	52	@New Jersey	112-117	L		23-29	Lanier 31/ King 31, K. Porter 24	3,867	6,092
	11	53	NEW ORLEANS	106-96	W		24-29	Lanier 41, Money 21/McElroy 27, Robinson 23	6,092	4,622
	13	54	NEW JERSEY	125-115	W		25-29	Lanier 31, Gerard, Price 20/ Williamson 22	4,622	6,500
	15	55	PHILADELPHIA	113-116	L		25-30	Shumate 30, Money 28/ Collins 36	6,500	4,972
	17	56	NEW YORK	108-128	L		25-31	Money 21, Carr 19/Monroe 28, Haywood 25	4,972	4,876
	19	57	KANSAS CITY	110-107	W		26-31	Shumate 22,Lanier 20, Money 20/Birdsong 20	4,876	4,188
	22	58	HOUSTON	119-108	W		27-31	Ford 22, Lanier 21/Murphy 28	4,188	14,098
	25	59	@Seattle	104-118	L		28-32	Shumate 20, Ford 19/Williams 22	14,098	14,645
	26	60	@Los Angeles	127-124	W		28-32	Lanier 25, Ford 21,Money 21/Jabbar 30	14,645	

MONTH	DATE	G	OPPONENT	SCORE	W	L	CUMULATIVE RECORD	HIGH SCORER	ATTENDANCE ROAD/HOME	
MARCH (8-8)	1	61	@ Phoenix	115-102	W		29-32	Lanier 26, Price 22/Westphal 24	10,161	
	3	62	WASHINGTON	108-124		L	29-33	Money 20, Poquette 17/Greyevy 32	5,033	
	5	63	INDIANA	122-110	W		30-33	Lanier, Money 24/Sobers 31	3,784	
	7	64	@Atlanta	109-123		L	30-34	Lanier 26/ Drew 19	4,129	
	9	65	@Indiana	105-112		L	30-35	Poquette 18, Money 17/ Bantom 28	11,605	
	12	66	@New Jersey	130-125	W		31-35	Douglas 25/ Williamson 35, Jordan 25	4,620	
	14	67	@Boston	98-105		L	31-36	Lanier 31, Money 22/ Cowens 19	4,416	
	15	68	SAN ANTONIO	106-135		L	31-37	Lanier 24/Gervin 28, Kenon 25	6,206	
	16	69	@Houston	106-98	W		32-37	Lanier 25, Money 22/Murphy 33	6,112	
	19	70	CHICAGO	112-92	W		33-37	Money 26, Ford 25/ Gilmore 23	4,546	
	21	71	KANSAS CITY	111-116		L	33-38	Money 24, Shumate 24/Birdsong 18	3,674	
	24	72	PORTLAND	107-95	W		34-38	Ford 20/Hollins 28	6,029	
	26	73	@ Milwaukee	109-110*		L	34-39	Shumate 24,Douglas 22/Meyers 25, Bridgeman 20	-10,938	
	28	74	@ Buffalo	123-118	W		35-39	Money 31, Ford 24/Smith 29, Nater 27	5,006	
	29	75	SEATTLE	121-116	W		36-39	Douglas 23, Carr 18/ Williams 32	4,620	
	31	76	@Chicago	107-117		L	36-40	Douglas 28, Shumate 21/Landsberger 25, Gilmore 23	8,826	
	APRIL (2-4)	1	77	@ Cleveland	99-113		L	36-41	Ford 21, Douglas 20/A.Carr 25, Russell 17	15,325
		2	78	MILWAUKEE	121-129		L	36-42	John Shumate 31/ Johnson 24, Winters 23	2,887
		5	79	@ Philadelphia	115-126		L	36-43	Ford 20,Carr 18/Erving 29, McGinnis 26	12,019
6		80	@ New York	125-129*		L	36-44	Money 39, Carr 22/McAdoo 26,Beard 20	10,720	
7		81	@ Boston	111-109	W		37-44	Money 35, Skinner 18, Shumate 18/Havlicek 24	11,520	
9	82	DENVER	139-137	W		38-44	Skinner 27, Carr 25/ Thompson 73	3,482		

# Pistons 1977-78

## Regular Season Record

HOME 24-17	ROAD 14-27	MIDWEST 8-12	PACIFIC 9-11	ATLANTIC 9-10	CENTRAL 13-10	OVERTIME 1-5
---------------	---------------	-----------------	-----------------	------------------	------------------	-----------------

### WESTERN CONFERENCE (21-19)

<b>Midwest Division</b>	H	R	<b>Pacific Division</b>	H	R
Chicago	1-1	1-1	Golden State	2-0	0-2
Denver	2-0	0-2	Los Angeles	1-1	1-1
Indiana	1-1	0-2	Phoenix	1-1	1-1
Kansas City	1-1	0-2	Portland	1-1	0-2
Milwaukee	1-1	1-1	Seattle	1-1	0-2

### EASTERN CONFERENCE (23-19)

<b>Atlantic Division</b>	H	R	<b>Central Division</b>	H	R
Boston	2-0	1-1	Atlanta	1-1	1-1
Buffalo	1-1	2-0	Cleveland	1-1	1-1
New Jersey	2-0	1-1	Houston	2-0	1-1
New York	0-1	0-2	New Orleans	2-0	1-1
Philadelphia	0-2	0-2	San Antonio	0-2	1-0
			Washington	1-1	1-1

## Pistons Record by the Months

	OCT.	NOV.	DEC.	JAN.	FEB.	MAR.	APR.
Home	4-0	3-4	3-5	4-1	5-3	4-3	1-1
Road	0-3	1-4	4-2	3-6	1-4	4-5	1-3
<b>TOTAL</b>	<b>4-3</b>	<b>4-8</b>	<b>7-7</b>	<b>7-7</b>	<b>6-7</b>	<b>8-8</b>	<b>2-4</b>
vs. Midwest	1-0	1-1	2-3	0-1	1-2	2-4	1-1
vs. Pacific	1-0	1-3	0-3	1-4	2-2	3-0	0-0
vs. WEST	2-0	2-4	2-6	1-5	3-4	5-4	1-1
vs. Atlantic	2-2	0-1	2-1	1-0	1-3	2-1	1-2
vs. Central	0-1	2-3	3-0	5-2	2-0	1-3	0-1
vs. EAST	2-3	2-4	5-1	6-2	3-3	3-4	1-3

## Pistons Record by the Days

	MON.	TUE.	WED.	THUR.	FRI.	SAT.	SUN.
Home	3-0	1-1	9-8	1-0	1-3	3-3	6-2
Road	---	5-3	1-3	0-3	4-10	1-5	3-3
<b>TOTAL</b>	<b>3-0</b>	<b>6-4</b>	<b>10-11</b>	<b>1-3</b>	<b>5-13</b>	<b>4-8</b>	<b>9-5</b>

Most Games Over .500 — Two games, Oct. 6, 1977 (4-2)

Most Games Below .500 — Eight games, Apr. 6, 1978 (36-44)

Longest Pistons Win Streak — Five games (twice)

Longest Pistons Loss Streak — Six games, Nov. 15-Nov. 26, 1977

Pistons In-Stands Home Attendance — 223,390 (5,449 avg.)

Pistons In-Stands Road Attendance — 404,119 (9,856 avg.)

Pistons Biggest Victory — 22 points (vs. Boston, Dec. 26, 1977)

Pistons Worst Defeat — 33 points (at Los Angeles, Nov. 18, 1977)

# Detroit Pistons Final 1977-78 Regular Season Statistics (38-44)

NAME OF PLAYER	G	GS	MIN	MIN	FGM	FGA	PCT.	FTM	FTA	PCT.	OFF	DEF	TOI	AVG				TURN	BLO	PTS	AVG	HI
														REB	AST	PF-DQ	STE					
Bob Lanier	63	63	2311	36.7	622	1159	.537	298	386	.772	197	518	715	11.3	216	185-2	82	225	93	1542	24.5	41
Eric Money	76	72	2557	33.6	600	1200	.500	214	298	.718	90	119	209	2.7	356	237-5	123	322	12	1414	18.6	39
John Shumate (with Detroit)	50	74	2760	34.5	391	773	.506	400	509	.786	157	525	682	8.5	180	200-2	90	232	52	1182	14.8	51
M.L. Carr	79	60	2556	32.5	390	857	.455	200	271	.738	202	355	557	7.0	185	243-4	147	210	27	980	12.4	28
Jim Price (with Detroit)	83	30	1929	23.2	294	656	.448	135	169	.798	57	203	260	3.1	260	200-0	114	175	10	723	8.7	26
Leon Douglas	79	23	1993	25.2	321	667	.481	221	345	.641	181	401	582	7.4	112	295-6	57	197	48	863	10.9	28
Chris Ford	82	49	2582	31.5	374	777	.481	113	154	.734	117	151	268	3.3	381	182-2	166	232	17	861	10.5	35
Al Skinner (with Detroit)	77	10	1551	20.1	222	488	.455	162	203	.798	67	157	224	2.9	146	242-6	65	161	20	606	7.9	48
Gus Gerard (with Detroit)	47	16	805	17.1	154	355	.434	64	93	.688	49	97	146	3.1	44	96-1	34	54	22	372	7.9	20
Jim Bostic	4	0	48	12.0	12	22	.545	2	5	.400	8	8	16	4.0	3	5-0	0	3	0	26	6.5	12
Al Eberhard	37	6	576	15.6	71	160	.444	41	61	.672	37	65	102	2.8	26	64-0	13	23	4	183	4.9	20
Ben Poquette	52	7	626	12.0	95	225	.422	42	60	.700	50	95	145	2.8	20	69-1	10	40	21	232	4.5	18
NOT WITH TEAM																						
Ralph Simpson	32	17	739	23.1	143	346	.413	54	64	.844	27	55	82	2.6	87	48-1	32	78	3	340	10.6	23
Marvin Barnes	12	8	269	22.4	53	118	.449	14	29	.483	28	63	91	7.6	19	43-2	7	29	11	120	10.0	15
Willie Norwood	16	4	260	16.2	34	82	.415	20	29	.690	27	54	3.4	14	45-0	13	17	3	88	5.5	13	
Kevin Porter	8	0	127	15.9	14	31	.452	9	13	.692	5	10	15	1.9	36	18-0	5	12	0	37	4.6	14
Howard Porter	8	2	107	13.4	16	43	.372	4	7	.571	5	12	17	2.1	15-0	3	5	5	36	4.5	10	
Wayman Britt	7	0	16	2.3	3	10	.300	3	4	.750	1	3	4	0.6	2	3-0	1	1	0	9	1.3	4
DETROIT TOTAL	82		19855		3552	7424	.478	1832	2490	.735	1229	2601	3830	46.7	1840	1980-29	866	1842	350	8936	109.0	130
OPPONENTS TOTAL	82		19855		3688	7606	.485	1662	2177	.763	1241	2494	3738	45.6	2105	2088-27	902	1698	395	9038	110.2	135

# Pistons Team Highs/Lows and Opponents Highs/Lows Against Pistons, 1977-78 Season

CATEGORY	DETROIT HIGHS	DETROIT LOWS	OPPONENT HIGHS	OPPONENT LOWS
<b>POINTS:</b> - Game - Half - Quarter	139 vs. Den 4/9 74 vs. NY 10/24 43 Twice	83 vs. LA 11/18 37 vs. NO 1/22 13 Twice	137 vs. Den 4/9 83 vs. Den 4/9 42 Three Times	85 vs. Bos 10/24 35 vs. Chi 3/19 9 vs. Bos 10/24
<b>FIELD GOALS:</b> - Made - Attempted - Pct.	56 vs. Den 4/9 117 vs. Wash 3/3 .609 (53-87) vs. LA 2/26	32 vs. KC 2/2 60 vs. Atl 1/4 .343 (33-96) vs. LA 11/18	59 vs. SA 3/15 108 Twice .611 (55-90) vs. Den 4/9	34 vs. Bos 10/24 78 Twice .365 (34-93) vs. Buff 12/30
<b>FREE THROWS:</b> - Made - Attempted - Pct.	43 vs. Atl 1/4 57 vs. NY 10/29 .889 (24-27) vs. Ind 12/16	5 vs. Wash 10/21 8 vs. Wash 10/21 .465 (20-43) vs. Phil 10/19	39 vs. NJ 3/12 48 vs. NJ 3/12 1,000 (10-10) vs. Buff 1/18	6 vs. Hou 2/22 7 vs. Hous 2/22 .548 (23-42) Twice
<b>REBOUNDS:</b> - Game - Half - Quarter	61 Twice 37 vs. NO 12/10 23 Twice	33 vs. Pho 1/13 13 Twice 4 vs. Wash 1/24	65 vs. Phil 10/19 35 vs. Ind 12/16 22 vs. Den 10/22	27 vs. Atl 1/4 15 vs. SA 11/11 4 vs. GS 10/26
<b>ASSISTS:</b> - Game - Half - Quarter	35 vs. LA 2/26 20 vs. LA 2/26 12 Twice	12 vs. KC 2/2 5 vs. Den 11/15 0 vs. Ind 12/3	41 vs. Chi 3/31 24 vs. Chi 3/31 12 Twice	11 vs. NO 2/11 4 vs. NO 2/11 2 vs. GS 10/26
<b>PERSONAL FOULS:</b> - Game	33 Twice	12 vs. Bos 4/7	37 Twice	15 vs. Wash 11/13
<b>STEALS:</b> - Game - Half - Quarter	21 vs. Pho 1/13 14 vs. Pho 2/1 9 vs. Pho 1/13	3 Twice	22 vs. Atl 1/3 10 vs. Port 11/20 6 vs. NO 12/18	4 vs. Cleve 11/26
<b>BLOCKS:</b> - Game - Half	16 vs. Den 10/22 10 vs. Den 10/22	0 Twice	14 vs. Wash 3/3 9 vs. Wash 3/3	0 vs. Buff 12/30

# Detroit Pistons Individuals Highs/Opponents Highs for 1977-78 Season

CATEGORY	DETROIT HIGHS	OPPONENTS HIGHS
<b>SCORING:</b>		
- Quarter	17 Lanier at Bos 3/14	32 Thompson, Den 4/9
- Half	28 Lanier vs. Cle 1/29	53 Thompson, Den 4/9
- Game	41 Lanier vs. NO 2/11	73 Thompson, Den 4/9
<b>REBOUNDS:</b>		
- Quarter	10 Carr vs. NY 2/17	9 Kunnert, Hous 2/22
- Half	13 Douglas vs. LA 11/18	9 Hayes, Wash 3/3
- Game	24 Douglas vs. LA 11/18	15 McGinnis at Phil 10/19
		15 Hayes, Wash 3/3
		27 Hayes, Wash 3/3
<b>ASSISTS:</b>		
- Quarter	6 Ford vs. NJ 10/18	7 Mengelt at Chi 3/31
- Half	6 K. Porter vs. GS 10/26	10 Wilkerson at Den 2/2
- Game	9 Ford vs. NO 12/10	15 Lucas at Hou 1/20
	14 Money at LA 2/26	
<b>STEALS:</b>		
- Half	5 Carr vs. GS 1/25	6 Collins, Phil 2/15
- Game	7 Carr vs. GS 1/25	7 Beard, 2/17
	7 Ford at Atl 1/3	7 Collins, Phil 2/15
	7 Money vs. Pho 2/1	
<b>BLOCKS:</b>		
- Half	4 Lanier Twice	7 Hayes, Wash 3/3
- Game	5 Lanier vs. GS 1/25	11 Hayes, Wash 3/3

# Pistons/Opponents High/Low Quarters

	FIRST	SECOND	THIRD	FOURTH	HALF	END, THIRD QUARTER
DETROIT	43	43	40	40	74	103
	13	16	13	17	37	65
OPPONENT	42	36	37	42	71	103
	14	15	9	14	35	58

# Detroit Pistons 1977-78 Regular Season's Highs

PLAYER	MIN	FGM	FGA	FTM	FTA	OFF	DEF	TOT	AST	STE	TURN	BLO	PTS
M. L. Carr .....	48	13	22	8	11	7	11	18	9	7	6	3	28
Leon Douglas ..	49	13	21	11	14	10	15	24	6	4	7	4	28
Al Eberhard ....	40	9	14	5	7	4	6	7	4	2	3	1	20
Chris Ford .....	48	12	20	6	7	6	5	8	12	7	8	2	25
Bob Lanier .....	46	19	29	10	15	8	15	20	8	4	8	5	41
Eric Money .....	50	16	31	9	10	5	7	10	14	7	9	1	39
Ben Poquette ...	41	9	16	4	4	4	8	12	2	2	4	3	18
Jim Price .....	46	11	21	6	8	4	6	9	8	6	8	2	26
Al Skinner .....	42	7	13	6	10	6	12	5	4	6	2	2	20
John Shumate .	53	11	18	15	18	8	14	16	8	4	8	4	31
Gus Gerard .....	40	9	17	8	9	4	8	9	6	2	5	3	20

# Scoring by Quarters

	FIRST	SECOND	THIRD	FOURTH
DETROIT POINTS	2233	2130	2146	2258
DETROIT AVERAGE	27.6	26.3	26.5	27.9
Rival Points	2227	2169	2167	2269
Rival Average	27.5	26.8	26.8	28.0

# Best Individual Efforts By Rivals vs. Detroit

## SCORING

Player and Team	G	FG	FT	PTS	AVG
David Thompson, Denver .....	3	51	34	136	45.3
George Gervin, San Antonio .....	3	34	25	93	31.0
Randy Smith, Buffalo .....	4	47	22	116	29.0
Bob McAdoo, New York .....	3	38	10	86	28.7
Calvin Murphy, Houston .....	3	36	12	84	28.0
Doug Collins, Philadelphia .....	4	45	19	109	27.3
Gus Williams, Seattle .....	4	44	16	104	26.0
Paul Westphal, Phoenix .....	4	43	15	101	25.3
John Williamson, NJ & Ind. ....	5	44	37	125	25.0
Pete Maravich, New Orleans .....	3	28	19	75	25.0

## REBOUNDING

Player and Team	G	OFF	DEF	TOT	AVG
George McGinnis, Phil. ....	4	27	42	69	17.3
Leonard Robinson, New Orleans .....	4	19	45	64	16.0
Elvin Hayes, Washington .....	4	22	42	64	16.0
Dan Roundfield, Indianan.....	4	20	38	58	14.5
Dave Cowens, Boston .....	4	11	46	57	14.3
Artis Gilmore, Chicago .....	4	12	42	54	13.5
Marvin Webster, Seattle .....	4	15	30	45	11.3
Jim Chones, Cleveland .....	4	13	31	44	11.0
Marques Johnson, Milwaukee .....	3	15	17	32	10.7
Bob McAdoo, New York .....	3	9	23	32	10.7

## ASSISTS

Player and Team	G	NO	AVG
Kevin Porter, New Jersey .....	3	35	11.7
John Lucas, Houston .....	4	42	10.5
Tom Henderson, Washington .....	3	27	9.0
Norm Nixon, Los Angeles .....	4	35	8.8
Ricky Sobers, Indiana .....	4	32	8.0
Henry Bibby, Philadelphia .....	4	32	8.0


## STEALS

Player and Team	G	NO	AVG
Butch Beard, New York .....	3	15	5.0
Gus Williams, Seattle .....	4	16	4.0
Wilbur Holland, Chicago .....	4	14	3.5
Quinn Buckner, Milwaukee ...	4	14	3.5
Kevin Porter, New Jersey .....	3	10	3.3
Pete Maravich, New Orleans ...	3	10	3.3

## BLOCKS

Player and Team	NO	AVG
Elvin Hayes, Washington ...	16	4.0
Wayne Rollins, Atlanta .....	15	3.8
Caldwell Jones, Phila. ....	12	3.0
Dan Roundfield, Indiana ...	12	3.0
Joe Meriweather, NO .....	9	3.0

## The National Basketball Association



# DETROIT PISTONS

## 1978-79

# SCHEDULE

### OCTOBER

13 NEW JERSEY  
14 at Atlanta  
17 at New Orleans  
20 PHILADELPHIA  
21 at Washington  
25 CLEVELAND  
27 KANSAS CITY  
28 at San Antonio  
31 at Portland

### NOVEMBER

2 SEATTLE  
3 at Chicago  
4 GOLDEN STATE  
8 MILWAUKEE  
10 CHICAGO  
11 at Philadelphia  
12 at Boston  
15 LOS ANGELES  
18 PHOENIX  
21 at New York  
24 ATLANTA  
28 at Los Angeles  
30 at Phoenix

### DECEMBER

1 at Denver  
2 at San Diego  
5 BOSTON  
7 CLEVELAND  
8 at Indiana  
9 at Kansas City  
12 at Cleveland  
15 WASHINGTON  
21 INDIANA  
23 SAN ANTONIO  
26 at Milwaukee  
27 HOUSTON  
29 SAN DIEGO  
30 at Houston

### JANUARY

2 at San Diego  
3 at Golden State  
5 at Portland  
9 at San Antonio  
11 PORTLAND  
13 GOLDEN STATE  
16 at New York

17 at New Jersey  
18 PHOENIX  
20 KANSAS CITY  
22 at Denver  
25 LOS ANGELES  
28 SAN DIEGO  
31 NEW YORK

### FEBRUARY

1 at Cleveland  
2 at Kansas City  
4 ALL STAR GAME  
6 at Houston  
7 at Philadelphia  
8 NEW JERSEY  
10 NEW ORLEANS  
14 DENVER  
16 HOUSTON  
18 SAN ANTONIO  
21 PHILADELPHIA  
25 PORTLAND  
27 at Chicago

### MARCH

3 NEW ORLEANS  
7 SEATTLE  
9 BOSTON  
11 at Milwaukee  
13 at Indiana  
15 NEW YORK  
16 at Boston  
17 INDIANA  
20 at New Jersey  
21 at Atlanta  
23 WASHINGTON  
25 at Washington  
28 DENVER  
30 at Los Angeles  
31 at Seattle

### APRIL

1 at Phoenix  
3 at Golden State  
5 at New Orleans  
6 ATLANTA  
8 CHICAGO

HOME GAMES IN CAPS.

# NATIONAL BASKETBALL ASSOCIATION

Founded June 6, 1946 as Basketball Association of America

Office – Olympic Tower, 645 Fifth Ave., New York, N. Y. 10022

Telephone 212/826-7000

Commissioner .....	Lawrence F. O'Brien
Deputy Commissioner .....	Simon P. Gourdine
General Counsel .....	David Stern
President of NBA Properties/Vice President – Marketing .....	Howard Berk
Assistant General Counsel .....	Russell Granik
Director of Broadcasting and Communications .....	George Faust
Director of Public Relations .....	Bill Falk
Director of Media Information .....	Matt Winick
Director of Licensing and Merchandising .....	Mike Suscavage
Director of Security .....	Jack Joyce
Supervisor of Officials .....	Norman Drucker
Controller .....	Kenneth Bailey
Assistant Supervisor of Officials .....	Cecil Watkins
Consultants .....	Eddie Gottlieb John Nucatola
Special Assistant to the Commissioner .....	Jan Akerhielm
Assistant to the Deputy Commissioner .....	Gemma Haynes
Assistant to the Controller .....	Connie Maroselli
Staff .....	Nat Broudy, Gail Torres, Regina McDonald, Edythe Verdonck, Dolores Kelly, Nancy Progel, Lynda Rosett, Terri Cook, Madie Sutton, Noreen Reilly, Rhea Williams

---

## REFEREES

4 Ed Rush	18 Ed Middleton	30 Roger McCann
6 Don Murphy	19 Jim Capers	31 Terry Durham
7 Joe Gushue	20 Jess Kersey	32 Tom Wood
8 Lee Jones	21 Bill Oakes	33 Jow Crawford
9 John Vanak	22 Paul Mihalak	34 Ralph Lembo
10 Darell Garretson	23 Bob McAllister	35 Jack Nies
11 Jake O'Donnell	24 Bill Saar	36 Dick Schaper
12 Earl Strom	25 Hugh Evans	37 Blane Reichelt
13 Mike Mathis	26 Richie Powers	38 Leroy Alexander
14 Jack Madden	27 Dick Bavetta	39 Jess Thompson
15 Bob Raket	28 Tom Nunez	40 Bill Jones
16 Wally Rooney	29 John Borgia	42 Hue Hollins
17 Ken Falkner		44 Bernie Fryer



## COMMISSIONER LAWRENCE F. O'BRIEN

Lawrence F. O'Brien moved from the rough-and-tumble world of national politics to an equally competitive world in professional basketball.

O'Brien assumed his duties as National Basketball Association Commissioner on June 1, 1975, after he was elected unanimously by the NBA Board of Governors.

It was a time of conflict and stress for the league and the sport. The NBA was engaged in costly competition with the American Basketball Association. There were inter-league rivalries between NBA teams competing for the same players. There were deep divisions between players and owners, and the courts were studying the reserve clause and other aspects of the league's contracts with players.

It was obvious the NBA needed to fill the Commissioner's position with a conciliator and mediator, as well as an administrator. O'Brien met those stringent criteria.

O'Brien had been a key advisor to two Presidents, a member of the Cabinet and twice was National Chairman of the Democratic Party. He had directed the Presidential campaigns of John F. Kennedy, Lyndon B. Johnson, Robert F. Kennedy, Hubert H. Humphrey and George S. McGovern.

As special Assistant to Presidents Kennedy and Johnson he coordinated with Congress the legislative programs of the "New Frontier" and the "Great Society", winning the respect of Congressional leaders of both parties. As Postmaster General, he developed the concept of restructuring the Post Office Department into the non-profit U.S. Postal Service.

"The O'Brien Manual" — plans and procedures for organizing political campaigns — was adopted by both U.S. political parties and many in foreign countries as well. His abilities as a "peacemaker" were underscored dramatically by the manner in which he conducted the 1972 Democratic National Convention.

The importance with which O'Brien was held by political ally and opponent was emphasized again by the Watergate burglary in 1972. It was O'Brien's office in which the intruders were captured. His phone had been bugged and his files had been rifled.

In less than 18 months after O'Brien became Commissioner, the major problems plaguing the NBA had been overcome. O'Brien settled the dispute between the New York Knicks and the Philadelphia 76ers over the rights to George McGinnis, brought the Oscar Robertson suit to a conclusion that satisfied the courts and helped bring about a new collective bargaining agreement between the Players Association and the league.

Most important, an expansion agreement was reached with the ABA, bringing four new teams into the NBA, and the league approached the 1976-77 season with the most lucrative TV contract in its history.

O'Brien was born in Springfield, Massachusetts, attended grammar and high schools in Springfield, and was graduated from Northeastern University in 1942 where he received a Juris Doctor degree. He holds honorary doctorate degrees in Law, Public Administration, Humanities, Public Affairs, and Humane Letters from Western New England College, Villanova University, Loyola University, Xavier University, Northeastern University, St. Anselm's College, American International College, Wheeling College, and Seton Hall University.

O'Brien's autobiography "No Final Victories" was published by Doubleday in 1974 and reprinted in paperback form in 1975 by Ballantine.

O'Brien is married to the former Elva Brassard of Springfield, Mass. They have a son, Lawrence F. O'Brien III, an attorney in New York.

### PAST NBA CHAMPIONS

NBA		Regular-Season Champions					
Season	Champions	Eastern	W - L	Western	W - L		
46-47	Philadelphia	Washington	49-11	Chicago	39-22		
47-48	Baltimore	Philadelphia	27-21	St. Louis	29-19		
48-49	Minneapolis	Washington	38-22	Rochester	45-15		
Season	Champions	Eastern	W - L	Western	W - L	Central	W - L
49-50	Minneapolis	Syracuse	51-13	Indianapolis	39-25	Minneapolis	51-17
						Rochester	51-17
Season	Champions	Eastern	W - L	Western	W - L		
50-51	Rochester	Philadelphia	40-26	Minneapolis	44-24		
51-52	Minneapolis	Syracuse	40-26	Rochester	41-25		
52-53	Minneapolis	N. Y. Knicks	47-23	Minneapolis	48-22		
53-54	Minneapolis	N. Y. Knicks	44-28	Minneapolis	46-26		
54-55	Syracuse	Syracuse	43-29	Fort Wayne	43-29		
55-56	Philadelphia	Philadelphia	45-27	Fort Wayne	37-35		
56-57	Boston	Boston	44-28	St. Louis	34-38		
				Minneapolis	34-38		
				Fort Wayne	34-38		
57-58	St. Louis	Boston	49-23	St. Louis	41-31		
58-59	Boston	Boston	52-20	St. Louis	49-23		
59-60	Boston	Boston	59-16	St. Louis	46-29		
60-61	Boston	Boston	57-22	St. Louis	51-28		
61-62	Boston	Boston	60-20	Los Angeles	54-26		
62-63	Boston	Boston	58-22	Los Angeles	53-27		
63-64	Boston	Boston	59-21	San Francisco	48-32		
64-65	Boston	Boston	62-18	Los Angeles	49-31		
65-66	Boston	Philadelphia	55-25	Los Angeles	45-35		
66-67	Philadelphia	Philadelphia	68-13	San Francisco	44-37		
67-68	Boston	Philadelphia	62-20	St. Louis	56-26		
68-69	Boston	Baltimore	57-25	Los Angeles	55-27		
69-70	N. Y. Knicks	N. Y. Knicks	60-22	Atlanta	48-34		

NBA		Regular-Season Champions							
Season	Champions	Atlantic	W - L	Central	W - L	Midwest	W - L	Pacific	W - L
70-71	Milwaukee	N. Y. Knicks	52-30	Baltimore	42-40	Milwaukee	66-16	Los Angeles	48-34
71-72	Los Angeles	Boston	56-26	Baltimore	38-44	Milwaukee	63-19	Los Angeles	69-13
72-73	N. Y. Knicks	Boston	68-14	Baltimore	52-30	Milwaukee	60-22	Los Angeles	60-22
73-74	Boston	Boston	56-26	Capital	47-35	Milwaukee	59-23	Los Angeles	47-35
74-75	Golden State	Boston	60-22	Washington	60-22	Chicago	47-35	Golden State	48-34
75-76	Boston	Boston	54-28	Cleveland	49-33	Milwaukee	38-44	Golden State	59-23
76-77	Portland	Philadelphia	50-32	Houston	49-33	Denver	50-32	Los Angeles	53-29
77-78	Washington	Philadelphia	55-27	San Antonio	52-30	Denver	48-34	Portland	58-24

# Detroit Pistons vs. Atlanta Hawks

1977-78 Cumulative Statistics (2-2)

NAME OF PLAYER	G	GS	MIN	FGM	FGA	PCT	FTM	FTA	PCT	OFF	DEF	TOT	AST	PF	DD	STE	TURN	BLO	PTS	AVG	HI
Bob Lanier	4	4	150	37	67	552	31	36	886	14	31	45	9	15	0	5	18	8	105	26.3	29
John Shumate	2	2	73	11	14	786	14	18	778	5	14	19	5	5	0	10	1	38	18.0	21	
Ben Poquette	1	0	30	5	10	500	4	4	1,000	1	3	4	1	5	0	0	2	14	14.0	14	
Kevin Porter	1	0	35	6	11	545	2	2	1,000	0	2	2	10	4	0	3	4	0	14	14.0	18
Eric Mobley	4	4	110	20	45	444	12	17	706	-4	5	9	12	14	4	4	16	1	52	13.0	19
Gus Gerard	3	2	70	11	30	367	11	15	733	-3	5	8	3	5	3	4	2	33	11.0	16	
Chris Ford	4	3	140	16	28	571	10	11	909	7	13	20	12	6	0	14	19	0	42	10.5	21
Jim Price	1	1	29	4	7	571	2	2	1,000	0	0	0	2	2	0	0	1	0	10	10.0	10
M. L. Carr	4	2	101	13	32	406	10	17	588	4	12	8	12	8	12	0	12	2	36	9.0	15
Ralph Sampson	3	0	45	10	19	526	7	8	875	0	5	5	6	9	0	4	5	0	27	9.0	12
Leon Douglas	4	1	82	8	16	500	6	14	429	4	16	20	6	11	1	2	8	2	22	5.5	14
Al Skinner	3	0	34	3	5	600	7	8	875	0	3	3	3	10	0	0	4	0	13	4.3	6
Willie Newsum	1	0	27	1	6	167	2	2	1,000	2	2	5	1	4	0	1	0	0	4	4.0	4
Howard Porter	1	0	26	2	10	200	0	0	0	0	3	2	8	0	1	0	1	0	4	4.0	4
Marvin Barnes	1	1	13	7	14	500	0	0	0	0	1	5	6	1	4	0	2	0	2	2.0	2
Al Eberhardt	1	0	14	0	2	000	1	3	333	1	2	3	1	0	0	2	0	0	1	1.0	1
<b>DETROIT TOTALS</b>	<b>4</b>		<b>960</b>	<b>148</b>	<b>309</b>	<b>479</b>	<b>119</b>	<b>156</b>	<b>763</b>	<b>50</b>	<b>116</b>	<b>166</b>	<b>78</b>	<b>106</b>	<b>54</b>	<b>105</b>	<b>17</b>	<b>415</b>	<b>103.8</b>	<b>111</b>	

# Atlanta Hawks vs. Detroit Pistons

1977-78 Cumulative Statistics (2-2)

NAME OF PLAYER	G	GS	MIN	FGM	FGA	PCT	FTM	FTA	PCT	OFF	DEF	TOT	AST	PF	DD	STE	TURN	BLO	PTS	AVG	HI
Ron Beagan	1	0	32	8	11	727	6	8	1,000	2	5	7	2	3	2	2	2	0	22	22.0	22
John Drew	4	4	120	28	67	418	21	26	808	10	16	26	5	11	0	9	16	3	77	19.3	24
Armond Hill	4	4	114	22	36	611	13	14	929	3	9	12	19	16	0	4	16	1	57	14.3	18
Ken Charles	1	1	30	6	12	500	2	2	1,000	0	2	2	6	2	0	1	2	0	14	14.0	14
Tom McMillen	3	1	71	14	25	600	7	7	1,000	5	6	11	4	14	1	3	3	0	35	11.7	14
Tony Robertson	3	2	69	13	31	419	5	8	625	0	3	3	7	9	0	6	7	0	31	10.3	15
Eddie Johnson	4	1	82	16	29	552	7	9	778	2	4	6	11	8	0	8	6	0	39	9.8	12
Charles Grier	4	0	87	12	33	364	14	17	824	1	1	2	8	4	0	7	5	0	38	9.5	16
Otis Johnson	4	0	71	11	28	393	6	7	857	4	5	9	4	10	1	4	5	1	28	7.0	14
Steve Hawes	4	4	98	15	32	469	4	6	667	3	23	26	8	19	1	3	9	2	34	8.5	13
Wayne Rollins	4	0	104	10	13	769	7	7	1,000	3	22	25	2	20	1	6	10	15	27	6.8	10
John Brown	4	3	48	9	19	474	5	6	833	10	12	22	4	13	1	11	0	22	5.8	13	
Claude Terry	1	0	3	0	1	000	0	0	0	0	0	0	0	0	0	0	1	0	0	0.0	0
<b>ATLANTA TOTALS</b>	<b>4</b>		<b>960</b>	<b>164</b>	<b>335</b>	<b>489</b>	<b>97</b>	<b>115</b>	<b>843</b>	<b>43</b>	<b>108</b>	<b>151</b>	<b>81</b>	<b>129</b>	<b>56</b>	<b>94</b>	<b>22</b>	<b>425</b>	<b>106.3</b>	<b>123</b>	

\*includes one team turnover

# Detroit Pistons vs. Boston Celtics

1977-78 Cumulative Statistics (2-2)

NAME OF PLAYER	G	GS	MIN	FGM	FGA	PCT	FTM	FTA	PCT	OFF	DEF	TOT	AST	PF	DD	STE	TURN	BLO	PTS	AVG	HI
Eric Morey	4	4	145	46	84	548	12	17	706	5	8	13	16	9	0	5	16	2	104	26.0	35
Bob Lanier	3	3	112	32	66	485	12	13	923	13	29	42	14	4	0	1	13	6	76	25.3	33
Al Skinner	2	0	63	12	22	545	7	13	538	6	8	12	7	7	0	3	1	0	31	15.5	18
John Shumate	3	3	113	14	32	437	10	14	714	2	17	19	9	4	0	1	11	2	38	12.6	18
M. L. Carr	4	3	141	18	52	346	8	12	667	13	20	33	6	10	0	8	9	3	44	11.0	15
Marvin Barnes	1	1	25	5	12	417	1	1	1,000	3	10	13	1	5	2	4	0	11	11.0	11	
Gus Gerard	2	1	33	8	19	421	4	4	1,000	2	2	4	0	1	0	3	1	20	10.0	10	
Chris Ford	4	3	109	15	33	455	5	10	500	5	10	14	4	0	9	7	0	35	8.8	15	
Jim Price	2	1	48	7	17	412	3	4	750	1	2	3	8	3	0	2	3	0	17	8.5	9
Leon Douglas	3	0	58	7	20	350	8	16	500	5	14	19	3	9	0	2	5	0	22	7.3	16
Al Eberhardt	1	0	17	2	3	667	2	3	667	3	3	6	0	0	0	1	1	0	6	6.0	6
Ralph Sampson	2	0	35	5	12	417	0	0	000	1	4	5	2	0	0	2	1	0	10	5.0	8
Ben Poquette	3	1	24	5	8	625	2	3	667	1	3	4	0	1	0	1	3	1	12	4.0	10
Howard Porter	1	0	11	1	4	250	0	0	000	0	4	4	0	3	0	0	0	0	2	2.0	2
Willie Newsum	1	0	6	1	2	500	0	0	000	1	0	1	0	1	0	0	0	0	2	2.0	2
Wayman Britt	1	0	1	0	0	000	1	2	500	0	1	1	0	0	0	1	0	0	1	1.0	1
Kevin Porter	1	0	13	0	2	000	0	0	000	0	0	0	4	1	0	0	0	0	0	0.0	0
Jim Bullock	1	0	6	0	1	000	0	0	000	0	1	1	0	0	0	0	0	0	0	0.0	0
<b>DETROIT TOTALS</b>	<b>4</b>		<b>960</b>	<b>178</b>	<b>389</b>	<b>458</b>	<b>75</b>	<b>112</b>	<b>670</b>	<b>61</b>	<b>129</b>	<b>190</b>	<b>84</b>	<b>66</b>	<b>40</b>	<b>79</b>	<b>15</b>	<b>431</b>	<b>108.0</b>	<b>122</b>	

\*includes one team turnover

# Boston Celtics vs. Detroit Pistons

## CELTICS VS. PISTONS

1977-78 Cumulative Statistics (1-3)

NAME OF PLAYER	G	GS	MIN	FGM	FGA	PCT	FTM	FTA	PCT	OFF	DEF	TOT	AST	PF	DO	STE	TURN	BLO	PTS	AVG	HI
Dave Bing	4	2	113	26	52	500	10	12	833	4	8	12	19	13	0	4	14	1	62	15.5	21
John Havlicek	4	4	140	28	65	431	3	5	600	8	14	22	17	7	0	7	16	1	59	14.8	24
Kenneth Washington	2	0	58	13	24	542	2	3	567	9	17	26	4	5	0	2	6	4	28	14.0	14
Don Cheney	2	2	63	11	22	500	5	6	833	4	9	13	7	9	0	4	7	2	27	13.5	16
Charles Smith	2	2	49	11	25	440	5	5	1000	2	5	7	4	2	0	1	8	0	27	13.5	16
Joe White	2	2	67	12	37	324	0	0	800	3	3	6	4	7	0	1	2	0	24	12.0	16
Dan Cousens	4	4	151	20	46	435	6	8	750	11	46	57	14	19	0	7	13	3	46	11.5	19
Kevin Stacey	2	0	32	10	20	500	0	0	000	0	4	4	4	1	0	1	0	0	20	10.0	12
Tom Brown	4	0	82	13	30	433	8	10	800	13	10	23	1	14	0	1	8	1	34	8.5	19
George Maxwell	3	0	51	8	14	571	7	7	1,000	8	5	13	2	3	0	6	3	2	23	7.7	13
Sammy Weems	4	4	93	13	36	371	3	8	375	11	13	24	4	13	0	3	9	2	29	7.3	13
Fred Saunders	2	0	14	2	7	286	4	4	1,000	0	2	2	0	1	0	0	1	0	8	4.0	8
Fred D. Gage	2	0	19	3	10	300	0	0	000	0	0	0	5	3	0	0	2	0	6	3.0	6
Carl Rowe	3	0	28	2	8	250	2	3	667	4	4	8	0	2	0	1	0	0	6	2.0	6
<b>BOSTON TOTALS</b>	<b>4</b>		<b>960</b>	<b>172</b>	<b>395</b>	<b>435</b>	<b>56</b>	<b>71</b>	<b>775</b>	<b>72</b>	<b>140</b>	<b>217</b>	<b>85</b>	<b>100</b>	<b>38</b>	<b>90</b>	<b>16</b>	<b>399</b>	<b>99.8</b>	<b>109</b>	

# Detroit Pistons vs. Buffalo Braves

1977-78 Cumulative Statistics (1-3)

NAME OF PLAYER	G	GS	MIN	FGM	FGA	PCT	FTM	FTA	PCT	OFF	DEF	TOT	AST	PF	DO	STE	TURN	BLO	PTS	AVG	HI
Bob Lurie	3	3	121	35	62	565	2	30	867	11	36	47	15	6	0	1	12	0	96	32.0	36
Doc Moore	4	4	138	32	59	542	12	14	857	1	6	7	21	13	0	5	8	0	76	19.0	31
John Shumate	4	4	159	24	45	532	16	24	867	12	22	38	5	8	0	3	13	3	64	16.0	18
Don Grant	3	2	92	23	38	605	2	4	500	5	11	18	4	12	1	4	7	3	48	16.0	19
Sam Pines	1	1	24	5	14	357	3	4	750	1	3	4	1	2	0	0	0	0	13	13.0	13
Cross Fruit	4	3	154	23	45	511	2	3	667	8	7	15	24	9	0	5	11	2	48	12.0	24
Leon Douglas	4	1	108	15	35	429	16	19	842	12	23	35	9	19	0	7	11	1	46	11.5	22
M. L. Carr	3	1	84	9	22	409	8	12	667	4	15	19	10	8	0	3	10	0	26	8.7	12
Al Skowron	4	0	66	13	27	481	5	7	714	2	10	12	7	13	0	2	11	0	31	7.8	14
Ralph Simonson	2	0	28	3	12	250	0	0	000	1	5	6	4	2	0	0	0	0	8	4.0	6
Al Eastman	2	0	21	2	8	250	0	0	000	3	3	5	2	1	0	1	0	0	4	2.0	4
Ben Prusette	2	0	16	1	4	250	1	2	500	2	1	3	1	2	0	0	1	0	3	1.5	3
<b>DETROIT TOTALS</b>	<b>4</b>		<b>1010</b>	<b>189</b>	<b>372</b>	<b>497</b>	<b>91</b>	<b>119</b>	<b>765</b>	<b>62</b>	<b>142</b>	<b>204</b>	<b>103</b>	<b>93</b>	<b>31</b>	<b>87</b>	<b>13</b>	<b>461</b>	<b>115.3</b>	<b>123</b>	

# Buffalo Braves vs. Detroit Pistons

1977-78 Cumulative Statistics (1-3)

NAME OF PLAYER	G	GS	MIN	FGM	FGA	PCT	FTM	FTA	PCT	OFF	DEF	TOT	AST	PF	DO	STE	TURN	BLO	PTS	AVG	HI
Randy Smith	4	4	173	47	97	485	22	26	846	8	12	20	24	10	0	13	18	3	116	29.0	32
Butt Acott	1	0	18	8	12	667	6	7	857	1	1	2	3	1	0	1	2	0	22	22.0	22
Billy Knight	3	3	132	22	52	423	19	23	826	5	19	24	11	4	0	5	13	0	63	21.0	22
Scott Rippe	4	4	147	27	51	529	14	20	700	15	25	40	8	18	0	4	12	1	68	17.0	26
Larry McNeal	1	1	39	7	16	438	2	2	1,000	2	4	6	7	4	0	1	3	2	16	16.0	16
Chuck Wilford	4	3	95	14	21	667	4	5	800	2	6	8	12	7	0	1	7	0	42	10.5	20
Trud Melan	3	0	71	11	20	550	4	5	800	2	9	11	8	6	0	5	11	0	26	8.7	13
Zvi Jones	4	1	95	11	32	344	7	10	700	6	17	23	9	17	0	7	5	2	29	7.3	16
Bill Wroughton	3	1	85	10	24	417	4	4	1,000	6	7	13	6	6	0	2	2	6	24	8.0	14
Tom McQuinn	2	0	31	4	12	333	0	0	000	2	3	5	2	6	0	1	1	0	8	4.0	4
Mark Green	4	1	48	3	18	389	0	0	000	1	2	3	3	3	0	1	0	0	14	3.5	8
Marvin Harnes	2	2	44	2	11	182	1	2	500	1	4	5	2	7	0	1	2	5	5	2.5	4
Scott Lloyd	4	0	32	3	11	273	2	2	1,000	6	4	10	1	11	0	1	2	0	8	2.0	6
<b>BUFFALO TOTALS</b>	<b>4</b>		<b>1010</b>	<b>173</b>	<b>377</b>	<b>459</b>	<b>85</b>	<b>106</b>	<b>802</b>	<b>57</b>	<b>113</b>	<b>170</b>	<b>94</b>	<b>102</b>	<b>43</b>	<b>80</b>	<b>19</b>	<b>431</b>	<b>107.8</b>	<b>126</b>	

\*Includes Two Team Turnovers

## Detroit Pistons vs. Chicago Bulls

1977-78 Cumulative Statistics (2-2)

NAME OF PLAYER	G	GS	MIN	FGM	FGA	PCT	FTM	FTA	PCT	OFF	DEF	TOT	AST	PF	D	STE	TURN	BLO	PTS	AVG	HI
Bob Lanier	3	3	109	23	42	.548	15	18	.833	5	25	30	4	15	1	2	10	8	61	20.3	24
Dino Ford	4	2	159	37	59	.627	4	5	.800	8	20	18	20	13	0	8	10	0	78	19.5	25
Eric Money	4	4	129	30	57	.526	12	18	.667	6	9	15	14	7	0	5	18	1	72	18.0	26
John Shumate	4	4	143	15	41	.366	34	41	.829	5	28	33	8	10	0	4	7	3	64	16.0	23
Leon Douglas	4	1	95	25	41	.610	6	12	.500	11	16	27	5	17	0	5	9	0	56	14.0	28
M. L. Carr	4	2	124	21	41	.512	6	7	.857	8	13	20	9	13	0	13	8	2	48	12.0	23
Jim Price	2	2	69	4	25	.160	8	7	.857	1	5	6	14	4	0	1	6	0	14	7.0	7
Gas Gerard	3	2	84	4	23	.281	2	4	.500	4	8	10	5	6	0	2	2	2	14	4.7	12
Ralph Sampson	1	0	7	2	2	1.000	0	0	.000	0	0	0	1	0	0	0	1	0	4	4.0	4
Al Simons	4	0	44	6	10	.600	1	1	1.000	0	4	4	5	8	0	2	5	0	13	3.3	7
Baron Phipps	2	0	10	2	4	.500	0	0	.000	0	1	1	1	1	0	0	0	0	4	2.0	4
Al Easterday	1	0	7	0	1	.000	0	0	.000	0	1	1	1	1	0	0	1	0	0	0.0	0
<b>DETROIT TOTALS</b>	<b>4</b>		<b>960</b>	<b>171</b>	<b>346</b>	<b>.494</b>	<b>86</b>	<b>113</b>	<b>.781</b>	<b>48</b>	<b>123</b>	<b>171</b>	<b>37</b>	<b>94</b>	<b>42</b>	<b>77</b>	<b>19</b>	<b>428</b>	<b>107.0</b>	<b>112</b>	

## Chicago Bulls vs. Detroit Pistons

1977-78 Cumulative Statistics (2-2)

NAME OF PLAYER	G	GS	MIN	FGM	FGA	PCT	FTM	FTA	PCT	OFF	DEF	TOT	AST	PF	D	STE	TURN	BLO	PTS	AVG	HI
Scott May	2	2	67	15	33	.455	9	10	.900	3	8	11	7	4	0	3	6	0	39	19.5	20
Arts Gilmore	4	4	154	31	63	.492	14	24	.583	12	42	54	12	14	0	3	19	11	76	19.0	23
Maakey Johnson	4	4	126	27	52	.519	10	11	.909	10	21	31	15	18	0	3	13	6	64	16.0	19
John Mengert	4	0	85	22	40	.560	6	10	.600	2	7	9	18	10	0	2	6	0	50	12.5	16
Wilbur Holland	4	4	110	20	51	.392	0	12	.750	4	8	12	13	10	0	14	10	1	49	12.3	19
Mark Landsberger	4	2	95	18	33	.545	11	14	.786	15	15	30	1	10	0	2	1	1	47	11.8	25
Tate Armstrong	2	0	55	17	31	.548	0	0	.000	2	2	4	4	3	0	1	0	0	34	11.2	22
Cazene Russell	2	0	32	7	12	.583	0	0	.000	0	3	3	0	0	0	1	1	0	14	7.0	8
Derek Dickay	2	0	20	5	9	.556	1	3	.333	1	4	5	1	1	0	0	2	0	11	5.5	8
Norm Van Lier	4	4	134	6	19	.316	9	10	.900	4	12	16	27	18	1	6	11	0	21	5.3	12
Steve Sheppard	3	0	26	6	16	.375	0	0	.000	4	3	7	3	4	0	0	1	0	12	4.0	6
Jim Aul	1	0	8	1	1	1.000	0	0	.000	1	1	1	1	0	0	0	1	0	2	2.0	2
Nick Weatherpoon	2	0	18	1	5	.200	0	0	.000	2	4	2	2	2	0	1	1	0	2	1.0	2
Cliff Pendergast	3	0	30	1	3	.200	0	0	.000	0	5	5	5	5	0	1	1	2	0	0.7	2
<b>CHICAGO TOTALS</b>	<b>4</b>		<b>960</b>	<b>177</b>	<b>370</b>	<b>.478</b>	<b>69</b>	<b>94</b>	<b>.734</b>	<b>60</b>	<b>128</b>	<b>188</b>	<b>113</b>	<b>102</b>	<b>37</b>	<b>84</b>	<b>20</b>	<b>423</b>	<b>105.8</b>	<b>117</b>	

## Detroit Pistons vs. Cleveland Cavaliers

1977-78 Cumulative Statistics (2-2)

NAME OF PLAYER	G	GS	MIN	FGM	FGA	PCT	FTM	FTA	PCT	OFF	DEF	TOT	AST	PF	D	STE	TURN	BLO	PTS	AVG	HI
Bob Lanier	3	3	125	36	74	.486	16	20	.800	14	32	46	7	6	0	6	4	5	88	29.3	39
Ralph Sampson	1	1	31	8	14	.571	3	4	.750	2	1	3	1	5	0	1	0	0	19	19.0	19
Eric Money	4	3	100	21	44	.477	6	10	.600	2	2	4	17	6	0	6	10	1	48	16.0	26
Al Skinner	4	0	109	23	37	.622	12	17	.706	7	8	15	9	11	0	1	6	2	58	14.5	20
John Shumate	4	3	133	19	43	.442	11	12	.917	7	26	33	7	8	0	3	8	2	49	12.3	21
Otis Ford	4	3	138	22	44	.500	4	6	.667	7	8	15	18	8	0	6	12	1	48	12.0	21
Leon Douglas	4	2	108	18	46	.391	9	14	.643	15	21	36	3	13	0	3	16	3	41	10.3	20
M. L. Carr	4	4	141	16	45	.356	5	10	.500	12	22	34	8	10	0	3	7	0	37	9.3	12
Baron Phipps	2	0	35	4	13	.308	5	8	.625	2	4	6	1	2	0	1	3	1	12	6.0	10
Jim Price	1	1	25	2	8	.250	2	2	1.000	0	1	1	5	3	0	2	0	6	6.0	6	
Gas Gerard	3	0	39	6	18	.333	2	2	1.000	0	3	3	1	5	0	1	1	2	14	4.7	6
<b>DETROIT TOTALS</b>	<b>4</b>		<b>965</b>	<b>173</b>	<b>386</b>	<b>.448</b>	<b>75</b>	<b>103</b>	<b>.728</b>	<b>68</b>	<b>128</b>	<b>196</b>	<b>77</b>	<b>77</b>	<b>31</b>	<b>89</b>	<b>18</b>	<b>421</b>	<b>105.3</b>	<b>120</b>	

\* Includes one team turnover

# Cleveland Cavaliers vs. Detroit Pistons

1977-78 Cumulative Statistics (2-2)

NAME OF PLAYER	G	GS	MIN	FGM	FGA	PCT	FTM	FTA	PCT	OFF	DEF	TOT	AST	PF	DR	STE	TURN	BLO	PTS	AVG	HI
Campy Russell	4	4	136	30	60	.500	17	21	.810	5	15	20	10	7	0	6	0	0	77	19.3	35
Jim Chones	4	4	149	31	64	.484	9	11	.818	13	21	44	4	9	0	7	6	6	71	17.8	24
Walt Frazier	3	3	118	19	41	.463	14	15	.933	3	10	13	16	5	0	4	0	0	52	17.3	18
Austin Carr	4	1	92	24	48	.500	13	12	.917	5	7	12	12	8	0	7	2	2	59	14.8	25
Ernie Smith	4	3	109	17	36	.472	7	11	.636	9	20	29	2	15	1	4	10	4	41	10.3	17
Bobby Smith	4	0	61	15	33	.455	0	0	.000	3	7	10	4	2	0	4	2	2	30	7.5	10
Foots Walker	4	4	116	12	27	.444	4	4	1.000	3	7	10	22	15	5	11	9	28	7.0	12	
Terry Foutlaw	3	0	37	8	20	.400	4	6	.667	1	1	2	4	1	0	2	4	0	20	6.7	12
John Lambert	4	0	65	13	28	.464	0	0	.000	13	8	21	0	9	2	3	3	26	6.5	14	
Dick Snyder	3	0	30	8	13	.615	2	2	1.000	0	1	1	3	0	1	3	1	18	6.0	14	
Jim Bossett	4	1	70	8	19	.421	1	4	.250	10	16	26	3	10	0	5	3	17	4.3	16	
Ed Jordan	1	0	2	0	0	.000	0	0	.000	0	1	1	0	0	0	1	0	0	0.0	0	
<b>CLEVELAND TOTALS</b>	<b>4</b>		<b>885</b>	<b>185</b>	<b>389</b>	<b>.476</b>	<b>69</b>	<b>86</b>	<b>.802</b>	<b>65</b>	<b>124</b>	<b>189</b>	<b>80</b>	<b>86</b>	<b>1</b>	<b>36</b>	<b>60</b>	<b>27</b>	<b>439</b>	<b>109.8</b>	<b>116</b>

Includes two team turnovers

# Detroit Pistons vs. Denver Nuggets

1977-78 Cumulative Statistics (2-2)

NAME OF PLAYER	G	GS	MIN	FGM	FGA	PCT	FTM	FTA	PCT	OFF	DEF	TOT	AST	PF	DR	STE	TURN	BLO	PTS	AVG	HI
M. L. Carr	4	4	139	31	60	.517	18	23	.780	15	24	39	11	12	0	8	13	2	90	20.0	26
Eric Morley	4	4	134	26	52	.479	6	10	.600	6	2	13	13	13	0	14	1	76	19.0	26	
Ron Lario	2	2	58	13	21	.619	10	12	.833	1	12	13	9	7	4	9	7	36	18.0	19	
Leon Douglas	3	1	94	16	34	.471	14	20	.700	8	19	27	3	19	2	6	7	46	15.3	17	
Jamir Blumie	2	2	69	10	16	.625	8	9	.889	1	17	18	2	6	4	2	3	28	14.0	20	
Ralph Simmon	2	1	52	9	29	.310	10	10	1.000	3	3	6	6	1	0	2	6	0	28	14.0	19
Jim Sparrow	3	0	64	12	21	.571	13	17	.760	4	5	9	3	9	2	7	0	37	12.3	27	
Harold Foster	1	0	12	4	9	.444	2	4	.500	1	2	3	0	1	0	0	3	10	10.0	10	
Jim Boeie	1	0	15	4	8	.500	2	5	.400	3	1	4	0	0	0	2	0	10	10.0	10	
Jim Price	2	0	47	7	18	.389	5	6	.833	2	3	5	9	6	0	8	6	19	9.5	15	
Al Etheredge	1	0	11	2	5	.400	5	6	.833	1	0	1	0	0	0	0	0	9	9.0	9	
Mayon Bacon	2	1	44	8	16	.500	1	2	.500	4	9	13	4	5	1	4	3	17	8.5	13	
Greg Ford	4	3	92	13	28	.464	6	7	.857	2	10	12	14	7	0	7	12	2	32	8.0	19
White Norwood	2	1	32	6	14	.429	3	5	.600	5	5	10	2	8	2	3	0	15	7.5	11	
Ben Pommitte	4	1	32	10	18	.556	4	6	.667	3	4	7	1	4	0	2	2	24	6.0	11	
Gar Gooden	1	0	13	3	6	.500	0	0	.000	1	2	3	3	3	1	1	1	8	8.0	6	
Kevin Porter	1	0	22	2	8	.250	1	2	.500	3	3	6	7	3	0	3	0	5	5.0	5	
Wayman Britt	1	0	4	1	4	.250	0	0	.000	1	0	1	0	1	0	0	0	2	2.0	2	
<b>DETROIT TOTALS</b>	<b>4</b>		<b>960</b>	<b>186</b>	<b>388</b>	<b>.479</b>	<b>108</b>	<b>141</b>	<b>.766</b>	<b>64</b>	<b>126</b>	<b>190</b>	<b>87</b>	<b>96</b>	<b>49</b>	<b>90</b>	<b>31</b>	<b>480</b>	<b>120.0</b>	<b>139</b>	

# Denver Nuggets vs. Detroit Pistons

1977-78 Cumulative Statistics (2-2)

NAME OF PLAYER	G	GS	MIN	FGM	FGA	PCT	FTM	FTA	PCT	OFF	DEF	TOT	AST	PF	DR	STE	TURN	BLO	PTS	AVG	HI
David Thompson	3	3	117	51	81	.630	34	37	.919	9	6	15	12	4	0	7	9	6	126	42.0	73
Oscar Robertson	4	4	117	33	61	.541	5	6	.833	14	23	37	18	13	3	11	2	71	17.8	24	
Brian Taylor	2	2	60	11	23	.478	6	6	1.000	0	5	5	5	7	0	1	0	28	14.0	20	
Jim Price	2	1	56	10	16	.625	3	4	.750	1	5	6	8	7	0	6	8	0	23	11.5	12
Bobby Jones	4	4	106	15	27	.556	6	7	.857	4	29	33	15	6	0	15	7	36	9.0	13	
Robby Wilkerson	4	4	124	15	47	.319	6	8	.750	6	13	19	23	12	8	14	2	36	9.0	14	
Mark Eaton	4	1	63	13	19	.684	7	10	.700	1	5	6	12	7	0	6	5	0	33	8.3	18
Danell Hillman	1	0	18	4	9	.444	0	4	.000	4	5	9	2	3	0	0	0	0	8	8.0	8
Anthony Robert	4	1	75	10	24	.417	10	12	.833	6	6	12	5	8	3	9	0	30	7.5	12	
Tom LaGarde	4	0	65	12	24	.500	5	6	.833	7	11	18	3	14	1	2	8	0	29	7.3	10
Ralph Simmon	2	0	40	6	18	.333	1	1	1.000	1	3	4	5	2	0	3	5	0	13	6.5	8
Robert Smith	2	0	32	8	18	.444	0	0	.000	0	3	3	3	5	0	0	0	12	6.0	10	
Bo Ellis	4	0	78	8	20	.400	6	8	.750	6	13	19	10	10	1	5	5	22	5.5	9	
Jacky Owey	1	0	5	1	3	.333	0	0	.000	2	4	6	0	1	0	1	0	2	2.0	2	
Norman Cook	1	0	4	1	1	1.000	0	0	.000	1	2	3	1	1	0	0	0	2	2.0	2	
<b>DENVER TOTALS</b>	<b>4</b>		<b>960</b>	<b>195</b>	<b>381</b>	<b>.514</b>	<b>89</b>	<b>110</b>	<b>.809</b>	<b>58</b>	<b>135</b>	<b>193</b>	<b>122</b>	<b>100</b>	<b>44</b>	<b>95</b>	<b>22</b>	<b>481</b>	<b>120.3</b>	<b>137</b>	

# Detroit Pistons vs. Golden State Warriors

1977-78 Cumulative Statistics (2-2)

NAME OF PLAYER	G	GS	MIN	FGM	FGA	PCT	FTM	FTA	PCT	OFF	DEF	TOT	AST	PF	DD	STE	TURN	BLO	PTS	AVG	HI
Rolo Lamos	3	3	115	32	60	.533	16	21	.762	11	21	32	7	8.0	4	5	8	80	26.7	32	
Ralph Sampson	2	1	51	30	38	.513	2	2	1.000	2	3	5	5	5.0	1	5	0	82	21.0	22	
Eric Money	4	4	152	34	70	.486	12	17	.706	8	4	12	17	11.0	6	20	0	80	20.0	30	
M. L. Carr	4	2	145	22	48	.458	16	22	.727	17	17	34	14	15.0	10	13	1	60	15.0	19	
Leon Douglas	4	1	114	22	38	.579	16	25	.640	10	20	30	5	15.0	2	7	4	60	15.0	22	
Marvin Barnes	4	1	38	8	13	.602	3	7	.429	5	14	19	3	3.0	1	5	2	15	15.0	15	
Clay Ford	4	3	118	11	26	.423	5	6	.833	4	6	10	24	8.0	6	9	2	27	6.8	13	
Kason Porter	1	0	19	2	5	.400	0	0	.000	0	2	2	7	3.0	0	2	0	6	6.0	6	
Al Skinner	3	0	56	8	17	.471	1	1	1.000	0	6	6	9	12.0	3	6	0	17	5.7	11	
John Shumate	2	2	52	1	11	.091	9	12	.750	2	17	19	2	4.0	2	3	3	11	5.5	7	
Al Eisenhardt	1	0	25	2	4	.500	1	1	1.000	0	2	2	1	1.0	1	0	1	5	5.0	5	
Gus Givard	2	2	20	4	8	.500	0	0	.000	2	1	3	1	5.0	0	6	0	8	4.0	8	
Ben Poquette	3	0	28	3	10	.300	1	2	.500	3	7	10	2	4.0	2	2	0	7	2.3	4	
Willie Norwood	2	1	18	2	3	.667	0	0	.000	0	1	1	0	4.0	0	2	0	4	2.0	4	
Howard Porter	1	0	10	1	2	.500	0	0	.000	0	1	1	1	1.0	0	0	1	2	2.0	2	
Wayman Britt	1	0	1	0	1	.000	0	0	.000	0	0	0	0	0.0	0	0	0	0	0.0	0	
<b>DETROIT TOTALS</b>	<b>4</b>		<b>960</b>	<b>171</b>	<b>364</b>	<b>.470</b>	<b>82</b>	<b>116</b>	<b>.707</b>	<b>64</b>	<b>122</b>	<b>186</b>	<b>98</b>	<b>99.0</b>	<b>38</b>	<b>86</b>	<b>22</b>	<b>426</b>	<b>106.5</b>	<b>133</b>	

# Golden State Warriors vs. Detroit Pistons

1977-78 Cumulative Statistics (2-2)

NAME OF PLAYER	G	GS	MIN	FGM	FGA	PCT	FTM	FTA	PCT	OFF	DEF	TOT	AST	PF	DD	STE	TURN	BLO	PTS	AVG	HI
Phil Smith	4	4	134	36	77	.469	23	28	.821	6	12	22	9.0	7	14	0	95	23.8	32		
Rick Barry	4	4	138	33	72	.458	21	24	.875	6	15	21	18	8.0	8	10	0	87	21.8	29	
Robert Parish	4	1	107	20	34	.588	10	14	.714	6	29	35	4	10.0	4	5	7	50	12.5	27	
Clifford Ray	4	3	127	16	26	.615	10	13	.769	14	26	40	8	17.0	3	15	3	42	10.5	15	
Sammy Parker	4	0	82	18	31	.579	5	9	.556	10	6	16	10	5.0	8	9	3	41	10.3	14	
Nate Williams	2	0	17	8	14	.571	1	1	1.000	1	3	4	0	4.0	1	1	0	17	8.5	11	
E. C. Coleman	4	4	94	12	27	.444	2	3	.667	7	13	20	6	10.0	4	4	9	26	6.5	14	
Rocky Martin	4	2	70	11	23	.478	3	4	.750	0	5	5	8	9.0	2	4	2	25	6.3	12	
Charles Johnson	2	0	25	5	13	.385	0	0	.000	0	3	3	2	2.0	2	2	0	10	5.0	10	
Ricky Green	4	2	53	6	20	.300	5	6	.833	3	3	6	7	9.0	3	4	0	17	4.3	11	
Charles Dudley	4	0	80	8	15	.533	1	3	.333	7	8	15	25	12.0	3	7	0	17	4.3	12	
Wesley Cox	2	0	16	3	5	.600	2	4	.500	0	3	3	0	7.1	1	0	0	8	4.0	8	
Derek Dickey	1	0	12	1	5	.200	0	0	.000	1	2	3	3	0.0	1	1	1	2	2.0	2	
Larry McNair	1	0	6	0	2	.000	0	0	.000	0	1	1	0	1.0	0	0	0	0	0.0	0	
<b>GOLDEN STATE TOTALS</b>	<b>4</b>		<b>960</b>	<b>177</b>	<b>367</b>	<b>.477</b>	<b>83</b>	<b>109</b>	<b>.761</b>	<b>61</b>	<b>123</b>	<b>184</b>	<b>113</b>	<b>102.1</b>	<b>45</b>	<b>77</b>	<b>20</b>	<b>437</b>	<b>109.3</b>	<b>128</b>	

\*Includes one team turnover

George Johnson 3 3 109 25 49 .510 12 15 .800 6 6 10 3 11 4 82 20 25 25

## GOLDEN STATE

TOTALS 4 960 175 364 .481 92 125 .736 54 111 165 95 90-1 48 22 442 110.0 121

# Detroit Pistons vs. Houston Rockets

1977-78 Cumulative Statistics (3-1)

NAME OF PLAYER	G	GS	MIN	FGM	FGA	PCT	FTM	FTA	PCT	OFF	DEF	TOT	AST	PF	DD	STE	TURN	BLO	PTS	AVG	HI
Bob Lamon	3	3	109	25	49	.510	12	15	.800	6	22	28	16	7.0	3	11	4	82	20.7	25	
Eric Money	4	4	127	33	64	.516	9	14	.643	6	8	14	19	13.0	7	11	4	75	18.8	25	
M. L. Carr	4	4	144	27	43	.628	13	21	.520	8	19	35	12	9.0	8	8	3	71	17.8	22	
John Shumate	3	3	110	20	42	.476	13	25	.520	5	30	35	2	7.0	2	7	0	57	17.7	20	
Jim Price	2	2	58	10	23	.435	6	8	.750	2	5	7	2	4.0	5	10	0	26	13.0	13	
Willie Norwood	1	0	22	5	8	.625	3	4	.750	2	1	3	1	3.0	2	2	0	13	13.0	13	
Clay Ford	4	1	111	23	30	.767	4	6	.667	8	14	18	8	8.0	7	8	0	58	12.5	22	
Leon Douglas	4	1	99	15	31	.484	11	17	.647	13	19	32	6	16.2	1	12	1	41	10.3	14	
Marvin Barnes	1	1	31	5	13	.385	0	0	.000	3	8	11	3	6.1	0	2	2	10	10.0	10	
Ralph Sampson	2	1	37	8	15	.533	2	3	.667	2	3	5	1.0	3.0	3	3	1	18	9.0	18	
Ben Poquette	2	0	20	6	9	.667	2	2	1.000	2	5	7	0	3.0	0	2	0	14	7.0	14	
Al Eisenhardt	1	0	20	4	7	.571	2	2	1.000	0	1	1	3	2.0	1	0	0	10	5.0	10	
Wayman Britt	2	0	3	1	1	1.000	2	2	1.000	0	1	1	2	6.0	0	0	0	4	4.0	4	
Al Skinner	3	0	28	3	10	.300	4	5	.800	0	3	3	5	6.0	0	0	0	10	3.3	10	
Gus Givard	2	0	21	1	7	.143	1	5	.200	3	5	8	1	1.0	0	2	1	3	1.5	3	
<b>DETROIT TOTALS</b>	<b>4</b>		<b>960</b>	<b>186</b>	<b>352</b>	<b>.528</b>	<b>88</b>	<b>129</b>	<b>.682</b>	<b>60</b>	<b>136</b>	<b>196</b>	<b>100</b>	<b>81.3</b>	<b>41</b>	<b>83</b>	<b>10</b>	<b>460</b>	<b>115.0</b>	<b>127</b>	

# Houston Rockets vs. Detroit Pistons

1977-78 Cumulative Statistics (1-31)

NAME OF PLAYER	G	GS	MIN	FGM	FGA	PCT	FTM	FTA	PCT	OFF	DEF	TOT	AST	PF-DO	STE	TURN	BLO	PTS	AVG	HI
Calvin Murphy	2	2	118	36	74	.486	12	12	1.000	2	4	6	8	8	0	8	1	84	28.0	22
Mokey Malone	2	2	61	16	31	.516	10	16	.625	12	13	25	2	6	0	6	2	42	21.0	22
Melky Tammis	1	1	31	10	18	.556	0	0	.000	1	3	4	1	5	0	0	2	20	20.0	20
Dwight Jones	4	2	120	26	49	.531	8	9	.889	12	16	28	6	15	1	7	1	60	15.0	21
Kevin Johnson	4	4	128	24	53	.453	6	7	.857	16	25	41	7	19	1	11	3	54	13.5	14
Mark Westfall	2	1	56	9	29	.310	7	8	.875	3	2	5	8	5	1	5	0	25	12.5	17
John Good	4	2	150	18	48	.375	4	2	1.000	6	11	17	42	10	12	17	1	40	12.0	16
Robert Hark	4	2	99	16	33	.485	4	9	.444	7	20	27	6	14	0	2	2	36	9.0	18
Ed Hagan	4	0	78	12	28	.414	6	7	.857	4	2	6	8	4	0	7	4	30	7.5	16
Arnold Branch	2	1	30	7	16	.438	0	0	.000	3	4	7	1	8	1	0	0	14	7.0	10
Don Jones	1	0	20	2	2	1.000	2	6	.333	1	2	3	0	5	0	2	0	6	6.0	8
C. E. Kyles	3	0	31	6	15	.400	0	0	.000	4	2	6	4	2	0	1	0	12	4.0	8
Larry McHart	1	0	13	1	4	.250	0	3	.000	3	1	4	1	3	0	0	1	2	2.0	7
Henry Sims	1	0	4	1	4	.250	0	0	.000	0	1	1	1	1	0	1	0	2	2.0	2
Paul Taylor, Jr.	1	0	6	1	2	.500	0	0	.000	0	0	0	1	1	0	0	0	2	2.0	2
Mark Gooden	1	0	10	1	6	.167	0	1	.000	0	0	0	4	0	1	1	0	2	2.0	2
Don Hunt	1	0	5	0	0	.000	0	0	.000	0	0	0	2	0	0	0	0	0	0.0	0
<b>HOUSTON TOTALS</b>	<b>4</b>		<b>960</b>	<b>186</b>	<b>413</b>	<b>.450</b>	<b>59</b>	<b>82</b>	<b>.720</b>	<b>74</b>	<b>106</b>	<b>180</b>	<b>101</b>	<b>167</b>	<b>41</b>	<b>66</b>	<b>13</b>	<b>431</b>	<b>107.8</b>	<b>118</b>

# Detroit Pistons vs. Indiana Pacers

1977-78 Cumulative Statistics (1-31)

NAME OF PLAYER	G	GS	MIN	FGM	FGA	PCT	FTM	FTA	PCT	OFF	DEF	TOT	AST	PF-DO	STE	TURN	BLO	PTS	AVG	HI	
Eric Money	3	3	121	25	48	.521	9	10	.900	4	6	10	21	10	0	7	17	0	59	19.7	22
Jim Fox	2	2	59	15	32	.469	8	10	.800	0	10	10	7	5	4	5	0	38	19.0	23	
Bob Lanier	4	4	143	25	53	.472	25	30	.833	11	31	42	10	16	5	15	6	75	18.8	24	
Leslie Douglas	4	2	124	25	43	.581	15	25	.600	10	24	34	7	19	3	7	0	65	16.3	24	
Jim Price	4	0	88	21	43	.488	9	14	.643	6	9	15	11	7	4	7	3	51	12.8	17	
Ralph Sampson	1	1	42	5	14	.357	2	4	.500	1	5	6	1	3	0	6	0	12	12.0	12	
Chris Ford	4	2	120	11	30	.367	11	13	.846	4	8	12	17	10	11	16	0	33	8.3	13	
Al Eberfeld	4	2	81	12	28	.429	7	9	.778	2	11	13	6	15	1	4	1	31	7.8	20	
Ben Burgett	4	2	76	12	26	.462	3	5	.600	5	10	15	2	6	4	4	3	27	6.8	18	
John Snyman	1	0	26	2	5	.400	2	5	.400	4	6	10	1	2	0	1	0	6	6.0	6	
M. L. Carr	2	2	60	4	15	.267	3	4	.750	5	10	15	4	7	1	8	0	11	5.5	9	
Al Skinner	3	0	45	4	16	.250	6	6	1.000	0	2	2	2	11	2	6	7	14	4.7	8	
<b>DETROIT TOTALS</b>	<b>4</b>		<b>985</b>	<b>161</b>	<b>352</b>	<b>.456</b>	<b>100</b>	<b>135</b>	<b>.741</b>	<b>52</b>	<b>132</b>	<b>184</b>	<b>89</b>	<b>107.0</b>	<b>42</b>	<b>96</b>	<b>14</b>	<b>422</b>	<b>105.5</b>	<b>122</b>	

# Indiana Pacers vs. Detroit Pistons

1977-78 Cumulative Statistics (3-1)

NAME OF PLAYER	G	GS	MIN	FGM	FGA	PCT	FTM	FTA	PCT	OFF	DEF	TOT	AST	PF-DO	STE	TURN	BLO	PTS	AVG	HI
John Williamson	2	2	80	17	45	.378	13	13	1.000	1	3	4	11	7	6	5	0	47	23.5	25
Ricky Salazar	4	4	167	34	74	.459	25	28	.893	6	10	16	32	17	1	10	2	83	23.3	31
Mark Banston	4	4	144	33	58	.569	18	23	.783	8	25	33	18	12	7	15	2	84	21.0	28
Dan Roundfield	4	3	141	33	56	.589	15	23	.652	20	38	58	7	15	3	8	12	81	20.3	26
Ahron Dantley	1	1	39	7	12	.583	1	4	.250	2	4	6	2	2	0	1	3	15	15.0	15
Earl Tatum	3	2	78	10	29	.345	7	8	.875	2	3	5	6	6	0	9	8	27	9.0	18
James Edwards	3	2	58	11	26	.423	4	6	.667	3	11	14	0	14	1	6	1	26	8.7	9
Ron Kesavani	2	0	40	8	16	.500	0	4	1.000	0	4	12	7	6	1	7	0	16	8.0	8
Dave Ralston	1	1	41	1	4	.250	4	6	.667	1	11	12	2	4	0	1	2	6	6.0	6
Mal Bennett	2	0	29	1	6	.167	8	9	.889	3	7	10	4	6	1	5	1	10	5.0	8
Len Emore	3	1	85	4	22	.182	3	5	.600	11	10	21	4	16	1	7	1	11	3.7	5
Bob Carrington	2	0	42	3	7	.429	1	2	.500	3	1	4	1	3	3	3	0	7	3.5	4
Mike Flynn	3	0	23	4	12	.333	2	4	.500	0	4	4	6	2	0	1	0	10	3.3	5
Steve Green	2	0	14	2	4	.500	0	0	.000	0	1	1	0	3	0	1	0	4	2.0	2
Bobby Wilson	1	0	4	1	1	1.000	0	0	.000	0	1	1	0	1	0	1	0	2	2.0	2
<b>INDIANA TOTALS</b>	<b>4</b>		<b>985</b>	<b>167</b>	<b>372</b>	<b>.449</b>	<b>105</b>	<b>134</b>	<b>.784</b>	<b>68</b>	<b>133</b>	<b>201</b>	<b>109</b>	<b>114.3</b>	<b>42</b>	<b>*92</b>	<b>22</b>	<b>439</b>	<b>109.8</b>	<b>114</b>

\* Includes one team turnover

# Detroit Pistons vs. Kansas City Kings

1977-78 Cumulative Statistics (1-3)

NAME OF PLAYER	G	GS	MIN	FGM	FGA	PCT	FTM	FTA	PCT	OFF	DEF	TOT	AST	PF	DD	STE	TURN	BLO	PTS	AVG	HI
Eric Money	3	3	125	22	64	.344	20	21	.952	8	5	11	15	12.0	4	13	0	0	64	21.3	24
John Shumate	4	3	151	23	39	.590	30	34	.882	14	25	43	7	8.0	6	17	4	0	76	19.0	24
Bob Lanier	3	3	113	22	49	.449	6	13	.462	10	29	39	10	13.0	1	20	4	0	50	16.7	20
M. L. Carr	4	4	132	24	44	.545	16	22	.727	12	12	24	1	15.0	6	9	0	0	64	16.0	21
LeRoy Dondos	4	2	96	19	38	.500	12	18	.667	6	22	28	2	16.0	2	6	3	0	50	12.5	18
Ralph Johnson	1	1	26	5	14	.357	0	0	.000	2	0	2	3	1.0	0	3	0	0	10	10.0	10
Chris Ford	4	2	118	13	33	.394	5	8	.625	7	6	13	17	6.0	6	7	0	0	31	7.8	12
Jim Brown	3	2	50	8	15	.533	6	7	.857	0	1	1	10	5.0	1	2	1	0	22	7.3	14
Al Edwards	2	0	29	8	10	.800	2	6	.333	4	2	6	0	3.0	0	4	0	0	14	7.0	8
Al Stunnen	4	0	84	7	20	.350	7	8	.875	2	4	6	1	12.0	3	7	1	0	21	5.3	11
Ray Green	3	0	40	5	14	.357	1	3	.333	2	3	5	2	5.0	2	3	0	0	11	3.7	7
Ben Poquette	2	0	16	3	7	.429	0	0	.000	1	2	3	0	4.0	1	1	1	0	6	3.0	4
<b>DETROIT TOTALS</b>	<b>4</b>		<b>860</b>	<b>157</b>	<b>347</b>	<b>.452</b>	<b>105</b>	<b>140</b>	<b>.750</b>	<b>66</b>	<b>115</b>	<b>181</b>	<b>68</b>	<b>101.0</b>	<b>34</b>	<b>96*</b>	<b>14</b>	<b>419</b>	<b>104.8</b>	<b>111</b>	

\*Includes three team turnovers

# Kansas City Kings vs. Detroit Pistons

1977-78 Cumulative Statistics (3-11)

NAME OF PLAYER	G	GS	MIN	FGM	FGA	PCT	FTM	FTA	PCT	OFF	DEF	TOT	AST	PF	DD	STE	TURN	BLO	PTS	AVG	HI
Scott Windman	3	3	111	26	34	.765	4	5	.800	3	10	13	9	6.0	4	8	0	0	56	18.7	22
Russ Boone	4	3	108	29	58	.500	15	19	.789	6	7	13	11	11.0	2	15	1	0	73	18.3	29
Lucius Allen	4	4	113	27	53	.509	9	9	1.000	6	6	12	19	10.0	3	10	1	0	63	15.8	22
Clayton Kopp	4	1	107	24	49	.490	11	12	.917	2	7	9	11	11.0	6	13	0	0	59	14.8	20
Bernard Washington	4	4	110	18	44	.409	13	15	.867	6	21	27	4	29.0	3	9	3	0	49	12.3	18
Bob Buchanan	4	2	116	17	39	.436	10	15	.667	15	27	42	6	18.0	3	10	0	0	44	11.0	20
Tom Buchanon	4	0	77	9	22	.409	16	18	.889	8	16	24	4	15.0	4	4	6	0	34	8.5	14
Bob Nash	3	0	38	12	18	.667	1	2	.500	5	5	10	2	6.0	0	2	0	0	25	8.3	12
Sam Lacey	3	3	93	7	23	.304	9	12	.750	9	16	25	14	9.0	7	5	4	0	23	7.7	11
John Kuester	4	0	56	6	13	.462	2	2	1.000	2	8	10	12	10.0	0	6	0	0	14	3.5	7
Kevin Rottan	3	0	31	2	7	.286	0	0	.000	1	0	1	1	4.0	0	0	0	0	4	1.3	4
<b>KANSAS CITY TOTALS</b>	<b>4</b>		<b>960</b>	<b>177</b>	<b>360</b>	<b>.492</b>	<b>90</b>	<b>109</b>	<b>.826</b>	<b>83</b>	<b>123</b>	<b>186</b>	<b>93</b>	<b>119.0</b>	<b>32</b>	<b>84*</b>	<b>15</b>	<b>444</b>	<b>111.0</b>	<b>116</b>	

\*Includes two team turnovers

# Detroit Pistons vs. Los Angeles Lakers

1977-78 Cumulative Statistics (2-2)

NAME OF PLAYER	G	GS	MIN	FGM	FGA	PCT	FTM	FTA	PCT	OFF	DEF	TOT	AST	PF	DD	STE	TURN	BLO	PTS	AVG	HI
Bob Lanier	3	3	109	37	67	.552	12	16	.750	10	24	34	11	9.0	2	14	1	0	86	28.7	31
Jim Price	2	1	51	12	21	.571	5	5	1.000	1	8	9	3	4.0	4	6	1	0	29	14.5	15
John Shumate	3	2	89	12	25	.480	14	18	.778	5	17	22	7	6.0	4	6	1	0	38	12.7	15
Chris Ford	4	1	126	21	41	.512	7	8	.875	7	5	12	24	8.0	7	12	0	0	49	12.3	21
M. L. Carr	4	4	128	21	46	.458	3	6	.500	11	19	30	9	17.1	3	10	1	0	45	11.3	20
Barth Stribum	2	2	61	9	28	.321	4	4	1.000	1	4	5	6	3.0	6	8	0	0	22	11.0	17
Al Skowron	3	1	73	11	25	.440	7	9	.778	4	7	11	5	8.0	2	7	1	0	29	9.7	14
Leon Douglas	4	2	114	11	29	.379	13	20	.650	13	28	42	8	11.0	1	10	4	0	35	8.8	15
Eric Money	3	3	72	12	34	.353	2	4	.500	2	1	3	17	3.0	5	10	0	0	26	8.7	21
Ben Poquette	2	1	33	6	13	.462	4	4	1.000	2	5	7	0	0.1	0	3	1	0	16	8.0	10
M. L. Carr	2	0	19	6	10	.600	0	0	.000	0	4	4	0	0.0	1	2	0	0	12	6.0	8
Gene Gentry	1	0	12	1	2	.500	3	4	.750	1	0	1	1	2.0	0	0	0	0	5	5.0	5
Al Edwards	1	0	52	3	5	.600	7	9	.778	1	7	8	2	5.0	1	2	0	0	13	4.3	8
Mervin Barnes	1	0	21	2	7	.286	0	0	.000	1	2	3	2	3.0	1	3	1	0	4	4.0	4
<b>DETROIT TOTALS</b>	<b>4</b>		<b>960</b>	<b>164</b>	<b>355</b>	<b>.462</b>	<b>81</b>	<b>108</b>	<b>.750</b>	<b>59</b>	<b>132</b>	<b>191</b>	<b>95</b>	<b>83.2</b>	<b>37</b>	<b>95</b>	<b>13</b>	<b>409</b>	<b>102.3</b>	<b>127</b>	

# Los Angeles Lakers vs. Detroit Pistons

1977-78 Cumulative Statistics (2-2)

NAME OF PLAYER	G	GS	MIN	FGM	FGA	PCT	FTM	FTA	PCT	OFF	DEF	TOT	AST	PF	DD	STE	TURN	BLO	PTS	AVG	HI
Kareem Abdul-Jabbar	2	2	77	21	32	.656	10	13	.769	4	17	21	4	10-0	3	9	7	52	26.0	30	
Norm Nixon	4	4	141	32	59	.543	10	11	.909	9	13	13	35	10-0	8	6	6	74	18.5	23	
Earl Turner	2	2	61	16	33	.485	3	6	.500	4	7	11	9	9-0	2	2	2	35	17.5	20	
Quinn-Duntley	2	2	75	11	22	.500	10	13	.769	5	6	11	9	6-0	4	9	1	32	16.0	18	
Earl Hudson	4	2	108	26	51	.510	8	12	.667	1	6	7	12	8-0	4	3	1	60	15.0	25	
Ernie Elsworth	2	2	62	3	22	.136	13	18	.722	2	18	20	3	7-0	3	6	3	27	13.5	19	
Warren Washington	2	1	65	10	15	.667	5	7	.714	5	11	16	1	7-0	1	4	1	25	12.5	14	
Samuel Wicks	2	2	50	10	18	.556	3	3	1.000	1	7	8	5	3-0	2	4	0	23	11.5	15	
Elmer Frazier	4	3	120	21	39	.538	2	2	1.000	2	9	11	11	15-0	9	4	3	44	11.0	14	
Toni Aronoff	4	0	91	21	41	.512	0	0	.000	10	12	22	12	6-0	6	4	3	42	10.5	12	
Charley Scott	2	0	43	5	19	.263	2	2	1.000	2	1	3	10	3-0	2	2	0	12	6.0	8	
Dave Robinson	2	0	19	4	8	.500	1	2	.500	2	7	9	1	5-0	1	2	1	9	4.5	6	
Kenny Carr	2	0	17	3	8	.375	0	0	.000	1	2	3	1	4-0	2	3	0	6	3.0	5	
Ernie DiGregorio	2	0	31	1	5	.200	0	0	.000	0	2	2	12	1-0	3	5	0	2	1.0	2	
LOS ANGELES TOTALS	4		960	188	372	.505	67	99	.753	39	118	157	125	90-0	50	63	22	443	110.8	124	

# Detroit Pistons vs. Milwaukee Bucks

1977-78 Cumulative Statistics (2-2)

NAME OF PLAYER	G	GS	MIN	FGM	FGA	PCT	FTM	FTA	PCT	OFF	DEF	TOT	AST	PF	DD	STE	TURN	BLO	PTS	AVG	HI
Bob Lanier	2	2	74	20	34	.588	8	9	.889	5	16	21	4	4-0	5	9	3	48	24.0	29	
Eric Money	2	3	110	26	46	.565	9	15	.600	4	2	6	24	11-0	4	18	1	61	20.5	24	
Spencer Haynes	4	4	142	29	47	.617	19	24	.792	12	30	42	11	12-0	8	15	0	77	19.3	31	
Leslie Douglas	4	3	133	20	41	.488	19	22	.864	12	17	29	4	14-0	4	13	4	59	14.8	22	
M. S. Larr	4	3	132	24	49	.490	7	8	.875	11	13	24	6	9-0	6	10	2	55	13.8	19	
Oliver Ford	4	1	124	20	44	.455	10	13	.769	4	5	9	17	10-0	7	16	1	50	12.5	20	
Jim Price	2	2	50	9	24	.375	4	4	1.000	1	5	6	6	3-0	7	5	0	22	11.0	20	
Gene Garcia	1	1	27	5	12	.417	0	0	.000	1	8	9	2	1-0	0	1	2	10	10.0	10	
Ralph Sampson	2	1	50	8	23	.348	3	2	1.000	4	3	7	8	4-0	3	7	0	19	9.5	10	
Archie Gooden	1	1	88	13	29	.448	7	10	.700	4	9	13	9	14-0	7	9	0	33	33.0	15	
Al Edwards	3	0	33	3	8	.375	2	2	1.000	4	3	7	4	2-0	1	0	0	8	2.7	4	
Ben Foust	3	0	22	2	9	.222	2	4	.500	2	3	5	1	4-0	1	0	0	6	2.0	4	
DETROIT TOTALS	4		985	179	366	.489	90	114	.789	64	114	178	98	88-0	53	104*	13	448	112.0	121	

\*Includes one team turnover

# Milwaukee Bucks vs. Detroit Pistons

1977-78 Cumulative Statistics (2-2)

NAME OF PLAYER	G	GS	MIN	FGM	FGA	PCT	FTM	FTA	PCT	OFF	DEF	TOT	AST	PF	DD	STE	TURN	BLO	PTS	AVG	HI
Marques Johnson	3	3	104	25	47	.532	12	12	1.000	16	17	32	12	5-0	5	6	3	62	20.7	34	
Dave Meyers	4	4	153	30	57	.526	21	27	.778	10	24	34	16	12-0	6	19	3	81	20.2	25	
Samuel Braggman	4	0	101	35	65	.538	5	7	.714	8	10	18	6	10-0	3	4	2	75	18.8	21	
Brian Winters	4	4	124	26	57	.456	7	7	1.000	1	8	9	13	14-0	3	18	1	59	14.8	23	
Alex English	4	1	84	19	32	.613	2	4	.500	8	12	20	9	10-0	3	6	2	40	10.0	15	
Kent Benson	3	1	68	11	20	.550	4	5	.800	4	11	15	4	12-0	3	9	4	26	8.7	10	
Quinn Buckner	4	4	99	15	30	.500	2	3	.667	4	7	11	21	10-0	14	15	1	32	8.0	16	
Henry Walton	3	0	68	8	14	.571	6	8	.750	0	3	3	20	4-0	9	8	0	22	7.3	10	
John Gumbell	4	3	120	12	21	.571	3	7	.429	4	16	20	4	18-1	2	9	5	27	6.8	9	
Ernie Grunfeld	3	0	55	5	17	.294	2	2	1.000	2	7	9	9	5-0	3	3	0	12	4.0	4	
Bob Laurie	1	0	9	1	5	.200	2	2	1.000	1	0	1	1	0-0	1	2	0	4	4.0	4	
MILWAUKEE TOTALS	4		985	187	375	.499	68	84	.786	57	115	172	115	100-1	52	101*	21	440	110.0	129	

\*Includes two team turnovers

# Detroit Pistons vs. New Jersey Nets

1977-78 Cumulative Statistics (3-1)

NAME OF PLAYER	G	GS	MIN	FGM	FGA	PCT	FTM	FTA	PCT	OFF	DEF	TOT	AST	PF-DO	STE	TURN	BLO	PTS	AVG	HI
Rainey Simons	1	1	36	11	21	.524	1	1	1.000	2	5	7	4	1.0	3	0	0	23	23.0	23
Bob Lanier	4	4	121	38	64	.594	16	20	.750	14	31	45	14	8-0	2	9	6	91	22.8	31
Eric Money	3	1	95	22	47	.468	16	20	.800	7	6	13	6	11.0	0	3	2	62	20.7	26
Jim Price	4	3	110	79	52	.556	6	8	.750	3	4	7	12	14.0	6	17	1	64	16.0	21
John Shumate	3	2	82	12	30	.433	16	23	.696	6	18	24	4	6.0	3	10	1	42	14.0	21
Leon Douglas	4	0	168	13	27	.481	19	23	.826	14	26	40	10	15.0	4	11	4	45	11.3	26
Marcin Bonaci	1	0	18	5	10	.500	1	2	.500	2	2	4	2	3.0	0	3	2	11	11.0	11
M. L. Carr	4	4	130	15	37	.405	12	16	.750	9	18	27	16	11.0	6	10	3	42	10.5	14
Chris Ford	4	3	104	13	41	.317	12	17	.706	7	9	15	13	1.1	5	3	1	38	9.5	18
Gus Gerard	3	0	45	11	20	.550	6	8	.750	3	7	10	1	7.0	0	5	1	28	9.3	20
Willie Norwood	1	0	24	3	4	.750	2	8	.333	2	1	3	2	4.0	2	2	0	8	8.0	8
Hosack Porter	1	1	15	2	3	.667	2	2	1.000	0	0	0	0	0.0	0	1	0	6	6.0	6
Al Skinner	3	0	32	4	7	.571	2	2	1.000	1	4	5	3	5.0	1	5	1	10	3.3	8
Al Eisenhard	1	0	7	1	2	.500	0	0	.000	0	0	0	0	1.0	0	0	0	2	2.0	2
Wayman Britt	1	0	2	1	2	.500	0	0	.000	0	0	0	0	1.0	1	0	0	2	2.0	2
Kevin Porter	1	0	5	0	0	.000	2	2	1.000	1	0	1	1	1.0	0	0	0	2	2.0	2
Ben Paschke	2	1	16	0	4	.000	1	3	.333	2	4	6	1	3.0	0	1	1	1	0.5	1
<b>DETROIT TOTALS</b>	<b>4</b>	<b>4</b>	<b>960</b>	<b>181</b>	<b>371</b>	<b>.488</b>	<b>115</b>	<b>153</b>	<b>.752</b>	<b>73</b>	<b>134</b>	<b>207</b>	<b>87</b>	<b>110.1</b>	<b>34</b>	<b>81</b>	<b>22</b>	<b>477</b>	<b>119.3</b>	<b>130</b>

\*Includes one team turnover

# New Jersey Nets vs. Detroit Pistons

1977-78 Cumulative Statistics (1-3)

NAME OF PLAYER	G	GS	MIN	FGM	FGA	PCT	FTM	FTA	PCT	OFF	DEF	TOT	AST	PF-DO	STE	TURN	BLO	PTS	AVG	HI
Jimm Williamson	3	3	112	27	67	.403	24	28	.857	2	7	9	5	12.0	5	8	1	78	26.0	35
Bob Aschrott	1	1	27	10	19	.526	3	5	.600	0	0	0	4	3.0	0	5	0	23	23.0	23
Kevin Porter	3	3	110	24	47	.511	12	16	.750	0	4	4	35	13.1	10	10	1	60	20.0	24
Bernard King	4	4	135	25	55	.455	11	16	.688	11	24	35	14	13.0	5	11	1	61	15.3	31
Ed Jordan	3	0	58	14	26	.538	14	17	.824	1	2	3	6	4.0	1	7	1	42	14.0	25
Darnell Hillman	1	1	26	5	7	.714	4	4	1.000	2	4	6	1	2.0	2	3	0	14	14.0	14
Al Skinner	1	1	38	6	14	.429	2	2	1.000	0	6	6	0	4.0	3	3	0	14	14.0	14
Hosack Porter	3	0	69	16	30	.533	5	10	.500	7	14	21	1	7.0	1	1	5	37	12.3	15
Louise Nelson	1	0	8	4	7	.571	3	5	.600	1	1	2	1	2.0	1	0	0	11	11.0	11
George Johnson	4	4	109	15	33	.455	9	10	.900	15	22	37	5	18.0	1	11	9	39	9.8	13
Jan Van BredaKuff	3	1	69	7	17	.412	7	11	.636	6	9	15	3	6.0	2	4	1	21	7.0	9
Bob Hawkins	1	0	22	3	7	.429	1	2	.500	1	1	2	1	4.0	1	5	1	7	7.0	7
Ron Hughes	2	0	45	6	7	.857	1	2	.500	4	6	10	2	10.1	2	4	4	13	6.5	13
Tim Buxton	4	2	100	10	25	.400	2	6	.333	11	8	19	6	15.1	5	5	1	22	5.5	8
Willie Washington	1	0	15	1	5	.200	3	3	1.000	1	2	3	0	8.1	2	2	1	5	5.0	5
Ralph Simpson	1	0	7	1	2	.500	1	4	.250	0	0	0	0	1.0	1	1	0	3	3.0	3
Dave Wohl	1	0	8	0	1	.000	0	0	.000	0	0	1	1	1.0	0	1	0	0	0.0	0
Mark Crow	1	0	1	0	2	.000	0	0	.000	1	0	1	0	1.0	2	0	0	0	0.0	0
<b>NEW JERSEY TOTALS</b>	<b>4</b>	<b>4</b>	<b>960</b>	<b>174</b>	<b>371</b>	<b>.469</b>	<b>102</b>	<b>141</b>	<b>.723</b>	<b>63</b>	<b>110</b>	<b>173</b>	<b>85</b>	<b>122.4</b>	<b>44</b>	<b>81</b>	<b>26</b>	<b>450</b>	<b>112.5</b>	<b>125</b>

# Detroit Pistons vs. New Orleans Jazz

1977-78 Cumulative Statistics (3-1)

NAME OF PLAYER	G	GS	MIN	FGM	FGA	PCT	FTM	FTA	PCT	OFF	DEF	TOT	AST	PF-DO	STE	TURN	BLO	PTS	AVG	HI
Bob Lanier	4	4	151	52	93	.570	14	21	.667	12	39	51	18	13.0	9	15	8	120	30.0	41
Eric Money	4	4	132	34	61	.557	16	26	.615	8	10	18	20	16.0	9	14	1	84	21.0	27
John Shumate	4	4	131	18	33	.545	16	20	.800	11	27	38	10	15.1	5	11	5	52	13.0	23
Chris Ford	4	4	158	21	42	.500	1	1	1.000	6	8	14	27	7.0	7	18	2	43	10.8	16
Leon Douglas	4	0	88	15	32	.469	5	5	1.000	5	18	23	1	13.0	2	14	0	35	8.8	11
Gus Gerard	3	1	52	10	26	.385	5	8	.625	2	9	11	5	9.0	3	3	0	25	8.3	17
M. L. Carr	4	2	96	11	23	.478	8	10	.800	9	12	21	9	7.0	8	14	0	30	7.5	19
Al Eisenhard	2	1	55	5	14	.429	2	4	.500	3	8	11	3	2.0	0	1	2	14	7.0	10
Al Skinner	4	0	76	7	23	.304	5	8	.625	7	12	19	9	14.0	4	6	0	19	4.8	6
Ben Paschke	2	0	11	1	4	.250	0	0	.000	1	3	4	0	2.0	0	1	1	2	1.0	2
Ralph Simpson	1	0	2	0	1	.000	0	0	.000	0	0	0	0	1.0	0	0	0	0	0.0	0
Jim Price	1	0	8	0	4	.000	0	0	.000	0	1	1	2	1.0	1	1	0	0	0.0	0
<b>DETROIT TOTALS</b>	<b>4</b>	<b>4</b>	<b>960</b>	<b>176</b>	<b>362</b>	<b>.486</b>	<b>72</b>	<b>103</b>	<b>.699</b>	<b>64</b>	<b>147</b>	<b>211</b>	<b>105</b>	<b>99.1</b>	<b>49</b>	<b>98</b>	<b>19</b>	<b>424</b>	<b>106.0</b>	<b>117</b>

# New Orleans Jazz vs. Detroit Pistons

1977-78 Cumulative Statistics (1-3)

NAME OF PLAYER	G	GS	MIN	FGM	FGA	PCT	FTM	FTA	PCT	OFF	DEF	TOT	AST	PF-00	STE	TURN	BLO	PTS	AVG	HI
Pete Maravich	3	3	124	28	79	.354	19	20	.950	4	7	11	24	9-0	10	16	0	75	25.0	30
Leonard Robinson	4	4	185	33	84	.393	17	31	.548	19	45	64	9	15-1	8	15	2	83	20.8	24
Jim McElroy	3	3	75	18	29	.621	6	9	.667	0	2	2	9	4-0	2	11	0	42	14.0	27
Fred Burd	1	0	22	7	9	.778	0	0	.000	0	2	2	3	2-0	1	0	0	14	14.0	14
Earl Gooden	4	2	121	22	47	.468	5	6	.833	3	4	7	17	11-0	4	11	0	49	12.3	14
Nate Williams	2	0	49	8	23	.348	4	5	.800	3	3	6	2	5-0	3	3	1	20	10.0	16
Aaron James	4	3	83	14	35	.400	6	8	.750	14	8	22	7	7-0	2	6	0	34	8.5	13
Jim McIlwain	3	1	86	9	24	.375	7	8	.875	8	11	19	2	9-0	2	5	9	25	8.3	16
Ruth Kelley	4	3	80	9	23	.391	7	10	.700	14	24	5	15-0	7	8	2	25	6.3	9	
Paul Griffin	4	1	86	6	16	.375	3	3	1.000	5	15	20	3	10-1	5	8	3	15	3.8	9
Stink Watts	2	0	42	2	11	.182	2	3	.667	1	8	9	7	4-0	1	4	0	6	3.0	4
Fred Saunders	3	0	7	1	2	.500	0	0	.000	1	1	2	0	0-0	1	1	0	2	2.0	2
<b>NEW ORLEANS TOTALS</b>	<b>4</b>		<b>960</b>	<b>157</b>	<b>382</b>	<b>.411</b>	<b>76</b>	<b>103</b>	<b>.738</b>	<b>38</b>	<b>120</b>	<b>188</b>	<b>88</b>	<b>91-2</b>	<b>44</b>	<b>91*</b>	<b>17</b>	<b>390</b>	<b>97.5</b>	<b>108</b>

\*Includes three team turnovers

# Detroit Pistons vs. New York Knickerbockers

1977-78 Cumulative Statistics (1-3)

NAME OF PLAYER	G	GS	MIN	FGM	FGA	PCT	FTM	FTA	PCT	OFF	DEF	TOT	AST	PF-00	STE	TURN	BLO	PTS	AVG	HI
Eric Money	3	3	110	32	59	.542	16	18	.889	4	7	11	14	10-0	2	19	0	80	26.6	39
Bob Lanier	2	2	80	13	29	.448	11	18	.611	4	10	14	13	5-0	3	5	3	37	18.5	22
M. L. Carr	3	3	121	19	43	.442	14	19	.737	15	25	40	13	9-0	6	8	0	52	17.4	22
Ralph Simpson	1	0	23	5	11	.455	6	8	.750	1	2	3	4	1-0	0	2	0	16	16.0	16
Chris Ford	3	3	95	19	37	.514	4	5	.800	9	8	17	14	8-0	12	12	0	42	14.0	21
Marvin Barnes	1	1	25	4	10	.400	5	11	.455	1	3	4	1	3-0	1	2	0	13	13.0	13
John Shumate	2	2	81	8	22	.364	7	8	.875	4	13	17	2	5-0	2	5	1	23	11.5	12
Al Skinner	2	0	44	6	12	.500	8	8	1.000	1	3	4	4	2-0	0	1	3	20	10.0	12
Willie Norwood	1	0	9	5	6	.833	0	0	.000	0	2	2	0	1-0	1	1	1	10	10.0	10
Jim Price	2	0	40	9	16	.563	1	3	.333	2	3	5	3	7-0	4	5	0	19	9.5	11
Leon Douglas	2	0	52	6	11	.545	6	15	.400	5	12	17	0	8-0	1	6	2	18	9.0	13
Ben Pquette	2	1	22	3	7	.429	2	2	1.000	4	3	7	1	2-0	0	3	2	8	4.0	8
Kevin Porter	1	0	21	0	1	.000	4	7	.571	0	1	1	3	2-0	2	0	0	4	4.0	4
Jim Bucic	1	0	3	2	3	.667	0	0	.000	3	0	1	1	0-0	0	1	0	4	4.0	4
Gus Gerard	1	0	7	1	5	.200	0	0	.000	4	0	0	0	0-0	2	1	0	2	2.0	2
Howard Porter	1	0	5	1	2	.500	0	0	.000	0	1	1	0	0-0	0	2	0	2	2.0	2
Al Eberhard	1	0	7	0	3	.000	0	0	.000	1	0	1	0	1-0	0	1	0	0	0.0	0
<b>DETROIT TOTALS</b>	<b>3</b>		<b>745</b>	<b>133</b>	<b>278</b>	<b>.478</b>	<b>84</b>	<b>122</b>	<b>.686</b>	<b>52</b>	<b>93</b>	<b>145</b>	<b>73</b>	<b>72-0</b>	<b>37</b>	<b>74</b>	<b>12</b>	<b>350</b>	<b>111.6</b>	<b>125</b>

# New York Knickerbockers vs. Detroit Pistons

1977-78 Cumulative Statistics (3-0)

NAME OF PLAYER	G	GS	MIN	FGM	FGA	PCT	FTM	FTA	PCT	OFF	DEF	TOT	AST	PF-00	STE	TURN	BLO	PTS	AVG	HI
Bob McAdoo	3	3	115	38	62	.613	15	15	.607	9	23	32	13	14-1	0	14	5	86	28.7	37
Earl Monroe	3	2	104	24	50	.480	7	12	.583	3	8	11	15	7-0	4	11	1	55	18.3	28
Ray Williams	3	1	57	15	34	.471	10	16	.625	4	5	9	18	6-0	6	9	0	42	14.0	18
Lennie Shetton	3	1	79	18	29	.621	5	7	.714	13	11	24	10	13-1	7	12	5	41	13.7	19
Spencer Haywood	3	2	73	18	30	.600	3	4	.750	7	14	21	6	9-0	0	4	2	38	13.0	25
Butch Beard	3	3	96	14	31	.452	5	6	.833	3	15	18	20	7-0	15	7	0	33	11.0	20
Jim McMillian	3	3	75	13	28	.464	2	2	1.000	3	7	10	10	4-0	1	3	0	28	9.3	12
Toby Knight	3	0	49	8	23	.348	5	8	.625	5	12	18	5	3-0	0	1	2	21	7.0	13
Glenn Gondrezick	3	0	41	10	14	.714	0	0	.000	2	2	4	3	6-0	1	1	0	20	6.7	14
Phil Jackson	2	0	22	5	5	1.000	0	0	.000	1	0	1	3	2-0	0	1	0	10	5.0	10
Jim Cleamons	2	0	27	3	8	.375	0	0	.000	1	3	4	1	4-0	2	3	0	6	3.0	4
Ticky Burden	1	0	7	0	0	.000	0	0	.000	0	0	0	1	1-0	1	0	0	0	0.0	0
<b>NEW YORK TOTALS</b>	<b>3</b>		<b>745</b>	<b>167</b>	<b>314</b>	<b>.532</b>	<b>47</b>	<b>70</b>	<b>.671</b>	<b>52</b>	<b>100</b>	<b>152</b>	<b>105</b>	<b>76-2</b>	<b>37</b>	<b>67*</b>	<b>16</b>	<b>381</b>	<b>127.0</b>	<b>128</b>

\*Includes one team turnover

# Detroit Pistons vs. Philadelphia 76ers

1977-78 Cumulative Statistics (0-4)

NAME OF PLAYER	G	GS	MIN	FGM	FGA	PCT	FTM	FTA	PCT	OFF	DEF	TOT	AST	PF	DD	STE	TURN	BLO	PTS	AVG	HI
Bob Lanier	2	2	62	20	40	500	9	14	643	10	12	22	5	7	0	0	5	1	49	24.5	26
John Shumate	2	2	80	12	29	414	22	23	957	8	18	26	10	7	0	3	9	0	46	23.0	30
M. L. Carr	4	4	144	28	66	467	11	16	688	19	17	31	13	16	0	8	11	4	67	16.8	18
Marion Runyan	1	0	22	6	11	545	3	5	599	3	5	8	1	6	1	0	2	0	15	15.0	15
Eric Money	4	3	163	23	46	500	10	16	625	2	3	5	9	13	1	8	10	0	56	14.0	28
Al Skinner	3	0	69	17	23	739	5	7	714	4	6	10	10	9	0	3	8	2	39	13.0	16
Jim Botchin	1	0	24	6	10	600	0	0	000	4	6	10	2	3	0	0	0	0	12	12.0	12
Ralph Simpson	2	2	54	8	26	308	4	4	1,000	2	2	4	6	7	1	2	10	0	28	10.0	16
Leon Douglas	4	3	89	12	30	400	14	28	500	8	17	25	9	12	0	1	9	3	38	9.5	15
Chris Ford	4	2	110	17	38	447	1	4	250	5	4	9	17	11	0	8	11	2	35	8.5	20
Jim Price	2	1	37	7	17	412	3	5	609	1	5	6	4	4	0	3	3	0	17	8.5	11
Ben Pasquette	3	0	72	5	19	263	4	8	500	7	12	19	1	3	0	4	2	14	4.7	8	
Al Eberhart	2	0	28	3	7	429	3	7	429	2	4	6	0	5	0	2	2	0	9	4.5	7
Howard Porter	1	1	16	2	6	333	0	1	000	1	1	2	0	3	0	1	2	0	4	4.0	4
Kevin Porter	1	0	8	2	2	1,000	0	0	000	0	1	1	2	3	0	0	3	0	4	4.0	4
Wally Nowinski	2	0	37	1	7	143	2	2	1,000	0	6	8	1	5	0	4	2	1	4	2.0	4
Wayman Britt	1	0	4	0	2	000	0	0	000	0	1	1	0	1	0	0	0	0	0	0.0	0
<b>DETROIT TOTALS</b>	<b>4</b>		<b>960</b>	<b>169</b>	<b>373</b>	<b>453</b>	<b>91</b>	<b>141</b>	<b>645</b>	<b>71</b>	<b>120</b>	<b>191</b>	<b>90</b>	<b>120</b>	<b>43</b>	<b>91</b>	<b>15</b>	<b>429</b>	<b>107.3</b>	<b>115</b>	

# Philadelphia 76ers vs. Detroit Pistons

1977-78 Cumulative Statistics (4-0)

NAME OF PLAYER	G	GS	MIN	FGM	FGA	PCT	FTM	FTA	PCT	OFF	DEF	TOT	AST	PF	DD	STE	TURN	BLO	PTS	AVG	HI
Kevin Collins	4	4	129	45	82	549	15	24	792	5	10	28	13	8	13	17	0	109	27.3	36	
George McGinnis	4	4	144	34	73	466	30	47	638	27	42	69	16	13	4	17	0	98	24.5	32	
John Evans	2	2	66	16	28	571	15	16	938	2	9	11	3	6	0	8	4	47	23.5	29	
Steve Nis	4	2	83	16	25	650	18	13	769	4	6	10	6	7	0	8	8	0	42	10.5	26
Henry Bibby	4	4	126	17	37	459	7	9	778	3	5	8	32	10	0	12	0	41	10.3	14	
Darryl Dawkins	3	1	63	11	17	647	5	8	625	4	12	16	3	11	0	1	1	5	27	9.0	15
Lloyd Free	4	0	84	11	25	440	11	14	786	1	4	5	9	10	1	9	2	33	8.3	16	
Joe Bryant	4	0	75	14	30	467	4	8	500	7	12	19	7	9	8	10	1	32	8.0	10	
Mark Donahue	1	0	4	1	2	500	2	2	1,000	0	0	0	0	0	0	1	0	4	4.0	4	
Candace Jones	4	3	95	6	19	316	3	7	429	10	21	31	2	15	0	4	12	15	18	9	
Red McClain	2	0	23	2	9	222	0	0	000	1	2	3	4	2	0	0	1	4	2.0	4	
Glen Motley	1	0	6	0	2	000	2	3	667	0	2	2	1	3	0	0	2	0	2	2.0	2
Harvey Catchings	4	0	52	2	8	250	3	4	750	3	8	11	1	11	0	0	1	7	1.8	3	
<b>PHILADELPHIA TOTALS</b>	<b>4</b>		<b>986</b>	<b>124</b>	<b>257</b>	<b>490</b>	<b>111</b>	<b>155</b>	<b>716</b>	<b>67</b>	<b>128</b>	<b>195</b>	<b>112</b>	<b>110</b>	<b>41</b>	<b>88</b>	<b>26</b>	<b>461</b>	<b>115.3</b>	<b>126</b>	

# Detroit Pistons vs. Phoenix Suns

1977-78 Cumulative Statistics (2-2)

NAME OF PLAYER	G	GS	MIN	FGM	FGA	PCT	FTM	FTA	PCT	OFF	DEF	TOT	AST	PF	DD	STE	TURN	BLO	PTS	AVG	HI
Bob Lanier	4	4	154	39	71	557	21	32	656	14	40	40	21	6	8	14	4	99	24.8	36	
Jim Price	1	1	40	11	21	524	0	0	000	0	6	6	6	3	0	2	1	0	22	22.0	22
Eric Money	3	3	119	25	55	455	14	16	813	3	6	9	14	6	10	20	0	83	21.0	27	
John Shumate	4	4	137	21	31	677	30	34	882	7	23	30	9	8	9	5	3	72	18.0	20	
M. L. Carr	4	2	134	26	46	565	11	12	917	8	22	30	7	16	1	12	18	0	61	15.8	28
Chris Ford	4	3	156	24	43	560	0	0	000	4	9	13	23	11	0	9	19	0	48	12.0	16
Al Eberhart	2	1	49	10	16	625	2	4	500	3	2	5	1	8	0	2	4	0	22	11.0	18
Ralph Simpson	1	1	40	4	15	267	2	3	667	0	1	1	5	8	0	1	4	0	10	10.0	10
Al Skinner	3	0	53	5	13	385	7	8	875	3	4	7	1	10	4	12	0	12	5.7	8	
Leon Douglas	4	0	75	7	14	500	3	5	600	4	13	17	19	14	6	11	0	17	4.3	8	
Gus Gerard	3	1	28	4	12	333	4	4	1,000	2	6	8	0	10	1	3	0	12	4.0	6	
Ben Pasquette	3	0	12	2	3	667	0	1	000	0	0	0	0	1	0	1	2	9	4	1.3	2
<b>DETROIT TOTALS</b>	<b>4</b>		<b>985</b>	<b>178</b>	<b>339</b>	<b>525</b>	<b>93</b>	<b>119</b>	<b>782</b>	<b>48</b>	<b>132</b>	<b>189</b>	<b>97</b>	<b>93</b>	<b>65</b>	<b>113</b>	<b>7</b>	<b>449</b>	<b>112.3</b>	<b>127</b>	

# Phoenix Suns vs. Detroit Pistons

## PHOENIX SUNS VS DETROIT PISTONS

### 1977-78 Cumulative Statistics (2-2)

NAME OF PLAYER	G	GS	MIN	FGM	FGA	PCT.	FTM	FTA	PCT.	OFF	DEF	TOT	AST	PF-DO	STE	TURN	BLO	PTS	AVG	HI
Paul Westphal	4	4	119	43	77	558	15	22	.682	0	1	27	3-0	8	15	1	1	101	25.3	27
Waltie Davis	4	4	136	34	75	453	30	34	.882	6	14	20	13	9-0	7	16	1	98	24.5	27
Alvan Adams	4	1	112	24	46	522	9	10	.900	8	25	33	14	11-0	4	16	2	57	14.3	26
Ron Lee	4	0	89	25	45	556	3	5	.600	3	2	5	10	6-0	12	15	0	53	13.3	19
Don Buse	4	3	99	12	23	522	2	6	.333	9	13	22	9	8-0	2	12	1	26	6.5	9
Dennis Awtry	4	4	86	11	30	367	2	3	.667	9	17	26	5	13-0	7	4	1	24	6.0	10
Earl Hall	4	0	45	5	13	385	0	0	.000	5	13	18	4	7-0	3	4	0	10	5.0	6
Carlis Perry	2	0	45	5	13	385	0	0	.000	5	13	18	4	7-0	3	4	0	10	5.0	6
Mike Buzie	4	0	51	8	21	381	3	4	.750	1	3	4	9	3-0	1	4	0	19	4.8	7
Alvan Scott	4	0	74	7	15	538	1	1	1.000	6	11	17	7	8-0	5	3	2	15	3.8	8
Raynor Forest	3	0	41	3	7	286	0	2	.000	1	5	6	6	11-0	1	5	0	4	1.3	2
<b>PHOENIX TOTALS</b>	<b>3</b>		<b>985</b>	<b>188</b>	<b>382</b>	<b>492</b>	<b>70</b>	<b>92</b>	<b>.761</b>	<b>50</b>	<b>112</b>	<b>162</b>	<b>126</b>	<b>87-0</b>	<b>60</b>	<b>101</b>	<b>8</b>	<b>446</b>	<b>111.5</b>	<b>120</b>

# Detroit Pistons vs. Portland Trail Blazers

### 1977-78 Cumulative Statistics (1-3)

NAME OF PLAYERS	G	GS	MIN	FGM	FGA	PCT.	FTM	FTA	PCT.	OFF	DEF	TOT	AST	PF-DO	STE	TURN	BLO	PTS	AVG	HI
Walt Lemon	2	2	83	24	44	545	5	10	.900	8	22	30	3	7-0	3	9	2	57	28.5	31
Billif Gammon	1	1	39	3	17	529	4	4	1.000	2	1	3	4	2-0	3	6	0	22	22.0	22
Eric Mannay	4	4	146	32	66	485	16	21	.762	2	12	14	21	15-0	2	22	1	80	20.0	22
Samy Givens	3	3	116	18	35	514	21	22	.955	6	20	26	6	8-0	3	12	1	57	19.0	24
Leslie Odom	2	2	104	19	36	528	10	18	.556	10	20	30	7	19-0	3	11	0	48	12.0	22
Van Clavin	2	2	48	8	18	444	6	9	.667	7	5	12	1	6-0	2	1	1	22	11.0	12
Willie Newsum	1	1	26	4	8	500	2	3	.667	4	3	7	1	3-0	1	3	0	10	10.0	10
Chris Ford	4	2	124	15	33	455	6	8	.750	1	7	8	10	10-0	7	4	2	36	9.0	20
St. L. Cox	4	2	128	14	26	389	7	9	.778	18	18	26	7	12-0	8	9	1	35	8.8	16
Al Emmons	2	0	41	7	13	538	0	0	.000	2	6	8	0	2-0	0	7	0	14	7.0	8
Don Rasmussen	2	0	23	5	10	500	2	2	1.000	3	2	5	1	2-0	0	2	0	12	6.0	6
Al Skinner	4	0	72	8	20	400	6	8	.750	1	10	11	1	11-0	2	8	0	22	5.5	9
Jim Price	1	1	10	2	4	500	0	0	.000	0	2	2	2	3-0	0	4	0	4	4.0	4
<b>DETROIT TOTALS</b>	<b>4</b>		<b>960</b>	<b>165</b>	<b>340</b>	<b>385</b>	<b>88</b>	<b>114</b>	<b>.781</b>	<b>54</b>	<b>128</b>	<b>182</b>	<b>74</b>	<b>100-0</b>	<b>34</b>	<b>93</b>	<b>8</b>	<b>419</b>	<b>104.8</b>	<b>107</b>

# Portland Trail Blazers vs. Detroit Pistons

### 1977-78 Cumulative Statistics (3-1)

NAME OF PLAYER	G	GS	MIN	FGM	FGA	PCT.	FTM	FTA	PCT.	OFF	DEF	TOT	AST	PF-DO	STE	TURN	BLO	PTS	AVG	HI
Bill Walton	2	2	72	17	44	607	8	10	.800	4	12	16	13	7-0	1	8	0	42	21.0	32
Leslie Hudson	4	4	150	32	17	444	18	22	.818	2	10	12	16	7-0	10	9	2	82	20.5	28
Ernie Nease	3	1	74	20	96	541	12	14	.857	14	17	31	7	7-0	3	6	0	52	17.3	31
Willie Reed	1	1	38	7	25	538	0	1	.000	2	6	8	3	5-0	3	5	0	14	14.0	14
Marvin Lundy	2	2	68	10	36	345	7	8	.875	2	14	16	7	10-0	0	4	0	27	13.5	14
Billy Derry	3	3	99	15	18	556	8	11	.727	7	9	16	13	8-0	7	7	1	38	12.7	21
Harold Green	4	3	104	22	8	629	5	8	.625	3	4	7	17	17-0	5	10	0	49	12.3	18
Curly Gatmon	4	1	85	19	33	704	2	3	.667	3	5	8	6	7-0	5	4	2	40	10.0	14
Earl Fife	3	0	50	10	36	588	2	3	.667	2	4	6	2	3-0	2	3	0	22	7.3	12
Johnny Dawg	4	1	93	12	12	387	5	6	.833	3	5	8	8	14-0	4	10	1	29	7.3	17
Tony Owens	4	2	80	10	10	476	8	17	.471	0	19	25	5	15-0	1	8	3	28	7.0	11
T. H. Davis	2	0	36	4	20	308	2	3	.667	2	4	6	3	4-0	0	2	0	18	5.0	10
Mark Schindler	1	0	11	0	4	090	0	0	.000	0	1	1	3	1-0	0	1	1	0	0.0	0
<b>PORTLAND TOTALS</b>	<b>4</b>		<b>860</b>	<b>178</b>	<b>351</b>	<b>507</b>	<b>77</b>	<b>106</b>	<b>.726</b>	<b>50</b>	<b>110</b>	<b>160</b>	<b>103</b>	<b>105-0</b>	<b>41</b>	<b>77</b>	<b>10</b>	<b>433</b>	<b>108.3</b>	<b>118</b>

## Detroit Pistons vs. San Antonio Spurs

1977-78 Cumulative Statistics (1-2)

NAME OF PLAYER	G	GS	MIN	FGM	FGA	PCT	FTM	FTA	PCT	OFF	DEF	TOT	AST	PF	DD	STE	TURN	BLO	PTS	AVG	HI
Bob Lanier	3	3	107	37	60	61.7	9	12	750	3	14	17	11	7	6	11	1	81	27.7	32	
John Shumate	3	2	82	16	26	69.2	6	9	66.7	4	19	23	5	2	1	8	0	42	21.0	24	
Jim Price	1	1	26	8	18	44.4	3	3	100.0	2	0	2	4	5	1	4	0	18	18.0	18	
Eric Murray	1	1	116	23	47	48.9	4	6	66.7	2	2	4	16	6	12	17	0	58	16.7	24	
Marvot Bacon	1	1	14	6	10	60.0	0	0	0.0	4	3	7	0	2	0	1	1	12	12.0	12	
Doc Gooden	2	1	43	9	14	64.3	4	4	100.0	2	7	9	0	4	3	1	0	27	11.0	14	
Leon Douglas	3	0	62	12	24	50.0	6	11	54.5	3	14	17	3	9	3	5	1	30	10.0	11	
Ralph Sampson	1	1	27	3	9	33.3	2	3	66.7	1	2	3	5	2	0	3	0	8	8.0	8	
M. L. Carr	3	2	81	11	24	45.8	0	0	0.0	4	13	17	8	12	1	3	6	0	22	7.3	12
Cliff Leary	3	1	67	8	24	33.3	0	0	0.0	5	2	7	12	8	1	2	9	2	16	5.3	10
Al Skinner	3	0	45	6	9	66.7	2	2	100.0	0	4	4	6	11	1	3	5	0	14	4.7	8
Ben Poquette	2	0	22	4	7	57.1	0	0	0.0	1	3	4	1	1	0	1	1	8	4.0	6	
Al Eversham	2	0	14	1	3	33.3	0	0	0.0	1	1	2	1	1	0	0	0	2	1.0	2	
White Norwood	1	0	12	0	3	0.0	0	0	0.0	0	1	1	1	1	0	0	1	0	0.0	0	
<b>DETROIT TOTALS</b>	<b>3</b>		<b>720</b>	<b>146</b>	<b>278</b>	<b>525</b>	<b>36</b>	<b>80</b>	<b>720</b>	<b>32</b>	<b>85</b>	<b>117</b>	<b>75</b>	<b>72</b>	<b>35</b>	<b>71</b>	<b>6</b>	<b>326</b>	<b>109.3</b>	<b>118</b>	

## San Antonio Spurs vs. Detroit Pistons

1977-78 Cumulative Statistics (2-1)

NAME OF PLAYER	G	GS	MIN	FGM	FGA	PCT	FTM	FTA	PCT	OFF	DEF	TOT	AST	PF	DD	STE	TURN	BLO	PTS	AVG	HI
George Lusk	3	3	103	34	58	58.6	25	29	86.2	10	10	20	13	2	8	8	2	83	31.0	33	
Billy Paultz	2	2	55	17	28	60.7	6	6	100.0	4	9	13	7	5	1	5	5	40	20.0	22	
Carl's Kenner	2	3	92	23	51	45.1	10	11	90.9	6	11	17	8	3	8	15	0	56	18.7	25	
Samuel Lacey	1	0	17	3	6	50.0	6	6	100.0	1	5	6	3	1	0	2	0	12	12.0	12	
Mike Gaze	3	2	84	14	26	50.0	5	6	83.3	2	8	10	16	6	4	8	0	33	11.0	14	
Mark Green	2	0	41	8	13	61.5	4	4	100.0	2	3	5	2	1	1	5	1	20	10.0	12	
Steve Dattieroni	3	2	84	13	23	56.5	3	4	50.0	4	13	17	4	8	3	2	0	26	9.3	16	
Craig Hatfield	3	1	73	12	20	60.0	1	2	50.0	1	15	16	9	8	2	4	0	28	8.3	10	
Alvin Brubaker	3	0	59	8	18	44.4	6	7	85.7	3	9	12	4	4	2	8	0	25	7.3	14	
Mike Layton	2	0	27	8	14	42.9	0	0	0.0	0	2	2	8	5	3	2	0	12	6.0	10	
Eric Johnson	1	1	24	3	7	42.9	0	0	0.0	1	2	3	1	4	0	0	2	6	6.0	6	
John Dampier	3	1	61	6	12	50.0	0	0	0.0	1	4	5	2	4	1	6	0	12	4.0	6	
<b>SAN ANTONIO TOTALS</b>	<b>3</b>		<b>720</b>	<b>147</b>	<b>278</b>	<b>529</b>	<b>66</b>	<b>75</b>	<b>86.7</b>	<b>35</b>	<b>91</b>	<b>126</b>	<b>82</b>	<b>59</b>	<b>34</b>	<b>180</b>	<b>10</b>	<b>389</b>	<b>119.7</b>	<b>136</b>	

\* Includes two team turnovers.

## Detroit Pistons vs. Seattle SuperSonics

1977-78 Cumulative Statistics (1-2)

NAME OF PLAYER	G	GS	MIN	FGM	FGA	PCT	FTM	FTA	PCT	OFF	DEF	TOT	AST	PF	DD	STE	TURN	BLO	PTS	AVG	HI
Bob Lanier	3	3	108	30	56	53.6	10	14	71.4	10	28	38	6	10	8	16	5	70	23.3	28	
John Shumate	4	4	153	25	45	55.6	20	25	80.0	5	26	31	7	10	6	16	0	70	17.5	25	
M. L. Carr	4	2	107	17	36	47.2	13	13	100.0	5	12	17	3	7	8	1	1	47	11.8	18	
Eric Murray	4	4	99	20	45	42.6	6	8	75.0	8	16	24	20	2	2	31	1	86	11.5	15	
Leon Douglas	4	1	92	19	42	45.2	6	11	54.5	7	20	27	6	16	1	9	4	44	11.0	23	
Jim Price	2	2	56	7	19	36.8	8	12	66.7	3	2	5	6	6	1	8	0	22	11.0	16	
Cliff Leary	4	2	148	16	36	44.4	11	14	78.6	4	8	12	24	13	17	10	0	43	10.8	19	
Van Gerner	3	1	49	9	24	37.5	6	9	66.7	4	6	8	5	13	2	8	3	24	8.0	12	
Al Skinner	4	1	42	6	13	46.2	2	2	100.0	2	6	8	0	8	0	1	0	14	4.7	6	
Al Eversham	3	0	14	1	5	20.0	2	3	66.7	0	1	1	1	1	1	1	0	4	4.0	4	
Ralph Sampson	1	0	26	4	13	30.8	2	2	100.0	4	7	11	3	3	0	3	0	10	3.3	8	
<b>DETROIT TOTALS</b>	<b>4</b>		<b>960</b>	<b>163</b>	<b>361</b>	<b>452</b>	<b>91</b>	<b>119</b>	<b>765</b>	<b>56</b>	<b>136</b>	<b>192</b>	<b>89</b>	<b>109</b>	<b>30</b>	<b>91</b>	<b>23</b>	<b>417</b>	<b>104.3</b>	<b>127</b>	

## Seattle SuperSonics vs. Detroit Pistons

1977-78 Cumulative Statistics (3-4)

NAME OF PLAYER	G	GS	MIN	FGM	FGA	PCT	FTM	FTA	PCT	OFF	DEF	TOT	AST	PF	DR	STB	TRN	BLO	PTS	AVG	HI
Gus Williams	4	4	143	44	87	50.6	16	12	84.1	5	7	12	11	10	0	16	11	0	104	26.0	37
Tommy Holmes	2	0	35	22	37	59.5	13	15	86.7	1	9	10	14	5	0	7	2	2	57	19.0	16
Harold Jones	4	4	116	23	50	42.6	15	17	88.2	7	5	12	9	14	0	7	14	2	61	15.3	21
Matt Cook	4	4	149	27	37	89.1	11	21	52.4	15	30	45	5	13	0	6	11	7	55	13.8	21
Jack Lukins	4	4	106	13	29	44.8	14	17	82.7	6	24	30	10	17	0	3	10	1	40	10.0	20
Paul Schar	4	0	102	12	30	33.3	4	10	40.0	20	20	40	9	13	0	4	5	0	26	7.0	10
Bruce Taylor	4	0	64	9	26	34.6	10	29	50.0	4	8	12	4	11	0	4	2	2	26	7.0	10
Walt Williams	4	4	90	10	36	27.8	0	8	75.0	7	9	16	12	8	0	4	13	0	26	6.5	11
John Johnson	4	0	57	17	22	54.5	3	5	80.0	0	1	1	5	1	0	1	2	0	12	4.0	6
Joe Maxwell	3	0	37	0	7	0.0	0	0	0.0	0	1	1	1	3	0	2	0	0	4	2.0	2
Al Fleming	2	0	8	2	5	50.0	0	0	0.0	0	3	3	1	3	0	2	0	0	4	2.0	2
Stacy Watts	1	0	2	0	2	0.0	0	0	0.0	0	0	0	1	0	0	0	0	0	0	0.0	0
<b>SEATTLE TOTALS</b>	<b>4</b>		<b>960</b>	<b>175</b>	<b>380</b>	<b>44.9</b>	<b>92</b>	<b>130</b>	<b>70.8</b>	<b>70</b>	<b>126</b>	<b>196</b>	<b>86</b>	<b>95</b>	<b>50</b>	<b>82</b>	<b>14</b>	<b>442</b>	<b>110.5</b>	<b>118</b>	

\* Includes one team turnover

## Detroit Pistons vs. Washington Bullets

1977-78 Cumulative Statistics (2-2)

NAME OF PLAYER	G	GS	MIN	FGM	FGA	PCT	FTM	FTA	PCT	OFF	DEF	TOT	AST	PF	DR	STB	TRN	BLO	PTS	AVG	HI
Eric Moten	4	3	157	46	80	57.5	6	12	50.0	4	4	8	21	17	1	6	11	1	98	24.5	36
Bill Lunn	2	2	107	31	59	52.5	11	13	84.6	11	14	25	9	11	1	6	7	6	72	24.3	33
Tom Roper	1	1	26	4	12	30.8	1	1	100.0	3	6	9	3	1	0	1	1	1	9	9.0	9
W. J. Egan	4	4	150	19	47	40.4	7	11	63.6	10	21	31	10	16	1	8	14	2	45	11.3	14
Leard Oostala	4	1	98	19	39	48.7	7	7	100.0	6	21	27	5	20	2	7	11	2	45	11.3	23
Robert Simpson	2	2	45	10	20	50.0	0	0	0.0	0	5	5	4	4	0	1	3	2	20	10.0	14
Walter Williams	1	1	18	5	9	55.6	0	0	0.0	1	2	3	1	2	0	1	1	1	10	10.0	10
David Ford	4	1	117	16	32	49.9	5	9	55.6	5	8	13	14	7	0	8	7	0	37	9.3	15
Ben Mungaster	3	0	59	12	27	44.4	3	4	75.0	4	13	17	0	5	0	2	3	27	9.0	17	
Leslie Jones	1	0	1	3	6	50.0	2	2	100.0	0	0	0	1	0	0	0	0	0	8	8.0	8
James Swanson	2	2	39	3	10	30.0	8	9	88.9	0	3	3	3	5	0	1	6	0	14	7.0	10
Walt Taylor	2	1	37	5	19	26.3	3	3	100.0	9	5	14	4	9	0	2	0	2	13	6.5	7
Raymond Rosta	1	0	17	3	7	42.9	0	0	0.0	0	1	1	1	1	0	1	1	4	8.0	6	
Al Ford	1	0	22	1	8	12.5	3	3	100.0	4	3	7	1	3	0	0	0	0	5	5.0	5
Al Jackson	4	0	57	4	16	25.0	3	9	33.3	3	4	7	9	11	1	4	4	1	13	4.3	7
Kevin Kiser	1	0	1	1	2	50.0	0	0	0.0	1	1	2	2	2	0	0	0	0	2	2.0	2
Raymond Rosta	1	0	3	0	0	0.0	0	0	0.0	0	0	0	0	0	0	0	0	0	0	0.0	0
<b>DETROIT TOTALS</b>	<b>4</b>		<b>960</b>	<b>182</b>	<b>395</b>	<b>46.1</b>	<b>61</b>	<b>83</b>	<b>73.5</b>	<b>61</b>	<b>111</b>	<b>172</b>	<b>88</b>	<b>112</b>	<b>30</b>	<b>71</b>	<b>20</b>	<b>426</b>	<b>106.5</b>	<b>109</b>	

\* Includes two team turnovers

## Washington Bullets vs. Detroit Pistons

1977-78 Cumulative Statistics (2-2)

NAME OF PLAYER	G	GS	MIN	FGM	FGA	PCT	FTM	FTA	PCT	OFF	DEF	TOT	AST	PF	DR	STB	TRN	BLO	PTS	AVG	HI
Kevin Lovejoy	4	1	108	33	64	51.6	13	18	72.2	3	12	15	4	5	4	8	1	79	19.8	32	
Kevin Spivey	2	0	72	23	31	74.2	9	10	90.0	6	7	13	4	11	0	11	2	56	15.3	29	
Walt Lunsford	4	4	149	24	50	47.7	25	28	89.3	6	16	22	16	12	1	6	4	4	73	18.3	24
Ernie Brown	4	4	160	26	65	40.0	16	26	61.5	27	42	64	5	17	4	14	16	68	17.0	29	
Lonny Wenge	3	3	92	19	40	47.5	3	4	75.0	1	4	5	12	15	1	6	9	1	41	13.7	19
Tom Henderson	3	3	117	17	35	48.6	3	6	50.0	4	7	11	27	3	0	6	6	1	32	12.3	17
Al Ford	4	4	120	18	30	60.0	3	7	42.9	12	26	38	10	11	0	7	3	39	9.8	13	
Paul Dumas	2	0	27	5	10	50.0	8	9	88.9	0	0	0	1	1	0	4	0	18	9.0	15	
Charles Johnson	2	0	34	3	13	23.1	4	6	66.7	0	1	3	8	1	0	2	3	0	10	5.0	6
Leslie Jones	1	0	41	6	15	40.0	1	2	50.0	7	8	15	5	2	0	2	2	0	13	3.3	8
Joe Pate	4	0	33	4	11	36.4	3	5	60.0	6	6	12	7	7	0	2	2	2	11	2.8	5
Paul Walker	2	1	7	0	2	0.0	0	0	0.0	0	2	2	2	3	0	3	0	0	0	0.0	0
<b>WASHINGTON TOTALS</b>	<b>4</b>		<b>960</b>	<b>178</b>	<b>375</b>	<b>47.5</b>	<b>88</b>	<b>116</b>	<b>75.9</b>	<b>67</b>	<b>131</b>	<b>196</b>	<b>96</b>	<b>84</b>	<b>35</b>	<b>82</b>	<b>30</b>	<b>444</b>	<b>111.0</b>	<b>124</b>	


\* Includes three team turnovers

# Top Averages vs. Pistons 1977-78

68

	ATLANTA		BOSTON		BUFFALO		CHICAGO	
Min.	Drew 30.0		Cowens 37.8		Knight 44.0		Gilmore 38.5	
Rebs.	Drew 6.5		Cowens 14.3		Nater 10.0		Gilmore 13.5	
	Hawes 6.5							
Asts.	Hill 4.8		Bing 4.8		R. Smith 6.0		Van Lier 6.8	
Scor.	Draw 19.3		Bing 15.5		R. Smith 29.0		May 19.5	
	CLEVELAND		DENVER		GOLDEN STATE		HOUSTON	
Min.	Frazier 39.3		Thompson 39.0		Barry 34.5		Lucas 37.5	
Rebs.	Chones 11.0		Issel 9.3		Ray 10.0		Malone 12.5	
Asts.	Walker 5.5		Wilkerson 5.8		Smith 5.5		Lucas 10.5	
Scor.	Russell 19.3		Thompson 45.3		Smith 23.8		Murphy 28.0	
	INDIANA		KANSAS CITY		LOS ANGELES		MILWAUKEE	
Min.	Sobers 41.8		Lacey 31.0		Jabbar 38.5		Meyers 38.3	
Rebs.	Roundfield 14.5		Robinzine 10.5		Jabbar 10.5		Johnson 10.7	
Asts.	Sobers 8.0		Allen 4.8		Nixon 8.8		Walton 6.7	
Scor.	Sobers 23.3		Wedman 18.7		Jabbar 26.0		Johnson 20.7	
	NEW JERSEY		NEW ORLEANS		NEW YORK		PHILADELPHIA	
Min.	Williamson 37.3		Robinson 46.3		McAdoo 38.3		McGinnis 36.0	
Rebs.	Johnson 9.3		Robinson 16.0		McAdoo 10.7		McGinnis 17.3	
Asts.	K. Porter 11.7		Maravich 8.0		Beard 6.7		Bibby 8.0	
Scor.	Williamson 26.0		Maravich 25.0		McAdoo 28.7		Collins 27.3	
	PHOENIX		PORTLAND		SAN ANTONIO		SEATTLE	
Min.	Davis 34.0		Hollins 37.5		Gervin 34.3		Webster 37.3	
Rebs.	Adams 8.3		Neal 10.3		Gervin 6.7		Webster 11.3	
Asts.	Westphal 6.8		Twardzik 4.3		Gale 5.3		Brown 4.7	
Scor.	Westphal 25.3		Walton 21.0		Gervin 31.0		Williams 26.0	
	WASHINGTON							
Min.	Hayes 40.0							
Rebs.	Hayes 16.0							
Asts.	Henderson 9.0							
Scor.	Dandridge 18.3							

## Miscellaneous Information



# Where Pistons Have Finished

(Pistons were in Western Division through 1966-67; then in Eastern Division from 1967-70, then assigned to Midwest Division in Western Conference starting with 1970-71 season.)

1957-58 — Tied for second (33-39)	1964-65 — Fourth (31-49)	1971-72 — Fourth (26-56)
1958-59 — Third (28-44)	1965-66 — Fifth (22-58)	1972-73 — Third (40-42)
1959-60 — Second (30-45)	1966-67 — Fifth (30-51)	1973-74 — Third (52-30)
1960-61 — Third (34-45)	1967-68 — Fourth (40-42)	1974-75 — Third (40-42)
1961-62 — Third (37-43)	1968-69 — Sixth (32-50)	1975-76 — Second (36-46)
1962-63 — Third (34-46)	1969-70 — Seventh (31-51)	1976-77 — Tied for second (44-38)
1963-64 — Fifth (23-57)	1970-71 — Fourth (45-37)	1977-78 — Fourth (38-44)

# Detroit Pistons In The Playoffs

1958 — Eliminated Cincinnati, two games to none Lost to St. Louis, four games to one	1963 — Lost to St. Louis, three games to one
1959 — Lost to Minneapolis, two games to one	1968 — Lost to Boston, four games to two
1960 — Lost to Minneapolis, two games to none	1974 — Lost to Chicago, four games to three
1961 — Lost to Los Angeles, three games to two	1975 — Lost to Seattle, two games to one
1962 — Eliminated Cincinnati, three games to one Lost to Los Angeles, four games to two	1976 — Eliminated Milwaukee, two games to one Lost to Golden State, four games to two
	1977 — Lost to Golden State, two games to one

# Detroit Pistons In NBA All-Star Games

1958 — George Yardley, Gene Shue, Dick McGuire	1966 — Dave DeBusschere, Eddie Miles
1959 — George Yardley, Gene Shue, Dick McGuire	1967 — Dave DeBusschere
1960 — George Yardley, Walter Dukes, Chuck Noble	1968 — Dave Bing, Dave DeBusschere
1961 — Walter Dukes, Gene Shue, Bailey Howell	1969 — Dave Bing
1962 — Bailey Howell, Gene Shue	1970 — Jimmy Walker
1963 — Bailey Howell, Don Ohl	1971 — Dave Bing
1964 — Bailey Howell, Don Ohl	1972 — Bob Lanier, Jimmy Walker
1965 — Terry Dischinger	1973 — Dave Bing, Bob Lanier
	1974 — Dave Bing, Bob Lanier
	1975 — Dave Bing, Bob Lanier
	1976 — Curtis Rowe
	1977 — Bob Lanier
	1978 — Bob Lanier

# Detroit Pistons On Post-Season NBA All-Star Teams

1957-58 — George Yardley (first team)	1967-68 — Dave Bing (first team)
1959-60 — Gene Shue (first team)	1970-71 — Dave Bing (first team)
1960-61 — Gene Shue (second team)	1973-74 — Dave Bing (second team)
1962-63 — Bailey Howell (second team)	

# Detroit Pistons NBA Coach Of The Year

1973-74 — Ray Scott

# Detroit Pistons On All-Rookie Teams

1964-65 — Joe Caldwell (first team)	1971-72 — Curtis Rowe (honorable mention)
1966-67 — Dave Bing (first team)	1972-73 — Chris Ford (second team)
1970-71 — Bob Lanier (first team)	1976-77 — Leon Douglas (honorable mention)

# Detroit Pistons Coaching Records

SEASON	COACH	REGULAR	PLAYOFFS	TOTAL
1957-58	Charles Eckman	9-16		9-16
	Red Rocha	24-23	3-4	27-27
1958-59	Red Rocha	28-44	1-2	29-46
1959-60	Red Rocha	13-21		13-21
	Dick McGuire	17-24	0-2	17-26
1960-61	Dick McGuire	34-45	2-3	36-48
1961-62	Dick McGuire	37-43	5-5	42-48
1962-63	Dick McGuire	34-46	1-3	35-49
1963-64	Charles Wolf	23-57		23-57
1964-65	Charles Wolf	2-9		2-9
	Dave DeBusschere	29-40		29-40
1965-66	Dave DeBusschere	22-58		22-58
1966-67	Dave DeBusschere	28-45		28-45
	Donnis Butcher	2-6		2-6
1967-68	Donnis Butcher	40-42	2-4	42-46
1968-69	Donnis Butcher	10-12		10-12
	Paul Seymour	22-38		22-38
1969-70	Bill van Breda Kolff	31-51		31-51
1970-71	Bill van Breda Kolff	45-37		45-37
1971-72	Bill van Breda Kolff	6-4		6-4
	Terry Dischinger	0-2		0-2
	Earl Lloyd	20-50		20-50
1972-73	Earl Lloyd	2-5		2-5
	Ray Scott	38-37		38-37
1973-74	Ray Scott	52-30	3-4	55-34
1974-75	Ray Scott	40-42	1-2	41-44
1975-76	Ray Scott	17-25		17-25
	Herb Brown	19-21	4-5	23-26
1976-77	Herb Brown	44-38	1-2	45-40
1977-78	Herb Brown	9-15		9-15
	Bob Kauffman	29-29		29-29

## Coaching Totals

	W	L	PCT.
Charles Eckman	9	16	.360
Red Rocha	69	94	.423
Dick McGuire	130	171	.432
Charles Wolf	25	66	.275
Dave DeBusschere	79	143	.356
Donnis Butcher	54	64	.458
Paul Seymour	22	38	.367
Bill van Breda Kolff	82	92	.471
Terry Dischinger	0	2	.000
Earl Lloyd	22	55	.286
Ray Scott	151	130	.537
Herb Brown	77	81	.487
Bob Kauffman	29	29	.500

## Overtimes

The Pistons have played in 75 games that have gone past regulation time. Detroit has been involved in 67 single overtime contests, with a record of 12-14 at home, 9-21 on the road and 7-4 neutral. Total single overtime record is 28-39.

The Pistons have played eight double overtimes. At home Detroit is 1-3, on the road 2-1 and 1-0 on neutral courts. Total double overtime record is 4-4.

Last double overtime game involving the Pistons was Dec. 17, 1977 when Buffalo beat the Pistons at Cobo Arena, 126-122.

The Pistons have played Golden State (San Francisco) nine times in overtime, the most between the Pistons and an opponent, and the record is 4-5. Against Boston the Pistons are 3-3 and Los Angeles 2-5.

## Detroit Pistons Attendance

AT OLYMPIA	GAMES	TOTAL	AVERAGE
1957-58	28	134,411	4,789
1958-59	30	119,351	3,978
1959-60	31	178,007	5,742
1960-61	31	164,230	5,298

AT COBO ARENA	GAMES	TOTAL	AVERAGE
1961-62	30	143,081	4,769
1962-63	30	144,150	3,806
1963-64	30	100,386	3,346
1964-65	30	121,239	4,011
1965-66	30	120,013	4,000
1966-67	30	193,782	6,459
1967-68	32	224,164	7,005
1968-69	38	201,433	5,301
1969-70	38	167,648	4,412
1970-71	41	283,913	6,925
1971-72	41	188,763	4,604
1972-73	41	212,094	5,190
1973-74	41	300,565	7,331
1974-75	41	307,180	7,492
1975-76	41	251,352	6,130
1976-77	41	303,792	7,410
1977-78	41	223,362	5,448

### Top Crowds In Detroit

#### AT COBO ARENA:

Regular Season (single game) — 11,468, Pistons vs. Milwaukee, Feb. 9, 1971

Regular Season (doubleheader) — 11,028, Pistons vs. San Francisco, Boston vs. Los Angeles, Feb. 12, 1963

Playoffs — 11,499, Pistons vs. Chicago, April 1, 1974.

#### AT OLYMPIA:

Regular Season — 13,121, Pistons vs. Minneapolis, Philadelphia vs. St. Louis, Dec. 4, 1959.

All-Star Game — 10,541, Jan. 23, 1959.

#### BIGGEST CROWD PISTONS EVER HAVE PLAYED BEFORE:

41,163 in doubleheader at Astrodome in Houston, Texas, Feb. 4, 1969. Detroit played Cincinnati while Boston opposed San Diego in doubleheader.

#### BIGGEST PISTONS CROWD FOR GAME IN REGULAR NBA CITY:

19,694 vs. New York at Madison Square Garden, Mar. 8, 1975.

#### BIGGEST PRE-SEASON CROWD:

13,433 vs. New York at Ann Arbor, Sept. 24, 1970.

#### EARLIEST SELLOUT

Seven days before game time (Nov. 17 for Nov. 24, 1976 game vs. Philadelphia).

#### TOP 10 CROWDS IN DETROIT

13,121 at Olympia (Pistons vs. Minneapolis; Philadelphia vs. St. Louis), Dec. 4, 1959

11,499\* at Cobo Arena (Pistons vs. Chicago), April 4, 1974

11,468 at Cobo Arena (Pistons vs. Milwaukee), Feb. 9, 1971

11,389\* at Cobo Arena (Pistons vs. Golden State), April 26, 1976

11,388 at Cobo Arena (Pistons vs. Milwaukee), Jan. 8, 1975

11,385 at Cobo Arena (Pistons vs. Milwaukee), Feb. 14, 1974

11,335 at Cobo Arena (Pistons vs. Boston), Jan. 4, 1974

11,316 at Cobo Arena (Pistons vs. Milwaukee) Oct. 20, 1970

11,299 at Cobo Arena (Pistons vs. New York), Dec. 28, 1971

11,294\* at Cobo Arena (Pistons vs. Boston), Mar. 28, 1968

\*Playoff Game

#### SMALLEST CROWD AT COBO ARENA:

1,211 vs. Cincinnati, Jan. 2, 1968

## 11,000 Or More At Home

The Pistons have played 32 regular season or playoff games where the crowds in the stands have totaled 11,000 or more. Milwaukee has been the opponent seven times, Chicago five, New York four, Boston and Los Angeles three, while Philadelphia, Buffalo and Golden State have been the opponent twice. Minneapolis, Phoenix, San Francisco and Atlanta were the other opponents.

# All-Time Detroit Pistons Roster

(122 players through 1977 - 78 season)

Player and Years with Detroit only	SEASONS	G	REB	AST	PTS	AVG
Adams, Don (Northwestern), 1972-73 to 74-75	3	195	1111	328	1710	8.8
Alcorn, Gary (Fresno), 1959-60	1	58	279	22	230	4.0
Atha, Dick (Indiana State), 1957-58	1	18	24	19	44	2.4
Barnhill, John (Tennessee State), 1965-66	1	45	112	113	337	7.5
Barnes, Marvin (Providence), 1976-78	2	65	344	64	630	9.7
Bellamy, Walt (Indiana), 1968-69 to 69-70	2	109	1113	154	1554	14.3
Bing, Dave (Syracuse), 1966-67 to 74-75	9	675	2828	4330	15235	22.6
Bolstroff, Douglas (Minnesota), 1957-58	1	3	0	0	4	1.3
Bostic, Jim (New Mexico St.), 1977-78	1	4	16	3	26	6.5
Britt, Wayman (Michigan), 1977-78	1	7	4	2	9	1.3
Brown, Roger (Kansas), 1975-76 to 1976-77	2	72	220	24	132	1.8
Buntin, William (Michigan), 1965-66	1	42	252	36	324	7.7
Butcher, Donnis (Pikeville, Ky.) 1963-64 to 65-66	3	138	495	330	967	7.0
Cable, Barney (Bradley), 1958-59	1	32	88	12	109	3.4
Caldwell, Joe (Arizona State), 1964-65 to 65-66	2	99	631	183	1055	10.7
Carr, M.L. (Guilford), 1976-77 to 1977-78	2	161	1188	366	2071	12.9
Carter, George (St. Bonaventure), 1967-68	1	1	0	1	3	3.0
Cash, Cornelius (Bowling Green), 1976-77	1	6	16	1	21	3.5
Chappell, Len (Wake Forest), 1967-68	1	57	346	48	570	10.0
Clark, Archie (Minnesota), 1975-76	1	79	137	218	600	7.6
Clifton, Nat (Xavier, La.), 1957-58	1	68	403	76	525	7.7
Conlin, Eddie (Fordham), 1958-59 to 59-60	2	85	437	143	958	11.3
Davis, Jim (Colorado), 1971-72 to 74-75	4	309	1035	270	1285	4.2
DeBusschere, Dave (Detroit), 1962-63 to 68-69	7	440	4947	1152	7096	16.1
Dees, Archie (Indiana), 1959-60 to 60-61	2	101	491	70	852	8.4
Dickerson, Henry (Morris Harvey), 1975-76	1	17	3	8	28	1.6
Dischinger, Terry (Purdue), 1964-65; 67-68 to 71-72	6	456	2341	716	5522	12.1
Douglas, Leon (Alabama), 1976-77 to 77-78	2	161	1108	180	1480	9.2
Dove, Sonny (St. John's N.Y.), 1967-68 to 68-69	2	57	114	23	174	3.1
Doyle, Dan (Belmont Abbey), 1962-63	1	4	8	3	16	4.0
Driscoll, Terry (Boston College), 1970-71	1	69	402	54	372	5.4
Duffy, Bob (Colgate), 1963-64 to 64-65	2	46	58	79	228	5.0
Dukes, Walter (Seton Hall), 1957-58 to 62-63	6	422	4986	515	4580	10.9
Ebben, William (Detroit), 1957-58	1	8	8	4	15	1.9
Eberhard, Al (Missouri), 1974-75 to 77-78	4	220	760	175	1490	6.8
Egan, John (Providence), 1961-62 to 63-64	3	128	207	332	860	6.7
Farley, Dick (Indiana), 1958-59	1	70	195	124	491	7.0
Ferry, Bob (St. Louis), 1960-61 to 63-64	4	312	1968	536	3851	12.3
Ford, Chris (Villanova), 1972-73 to 77-78	6	482	1668	1693	4087	8.5
Foster, Fred (Miami, O.), 1972-72	1	63	183	94	547	8.7
Fox, Jim (South Carolina), 1967-68 to 68-69	2	49	274	40	222	4.5
Gallatin, Harry (N.E. Missouri), 1957-58	1	72	749	86	1072	14.9
Gambee, Dave (Oregon State), 1968-69	1	25	78	15	169	6.8
Gerard, Gus (Virginia), 1977-78	1	47	146	44	372	7.9
Harding, Reggie (DNP College), 1963-64 to 64-65	2	117	1316	231	1357	11.7
Hairston, Happy (New York U.), 1967-68 to 69-70	3	122	1309	157	2113	17.3
Hairston, Lindsay (Michigan State), 1975-76	1	47	179	21	273	5.8
Hewitt, Bill (S. California), 1969-70 to 71-72	3	175	1037	231	986	5.6
Hightower, Wayne (Kansas), 1966-67	1	29	164	28	248	8.6
Hogsett, Bob (Tennessee), 1966-67	1	7	3	1	16	2.3
Holup, Joe (George Washington), 1957-58 to 58-59	2	105	529	96	779	7.4
Howell, Bailey (Mississippi State), 1959-60 to 63-64	5	387	4583	882	8182	21.1
Houbregs, Bob (Washington), 1957-58	1	17	65	19	128	7.5
Imhoff, Darrall (California), 1962-63 to 63-64	2	103	438	84	397	3.9
Johnson, Ron (Minnesota), 1960-61	1	4	14	1	18	4.5
Jones, Wali (Villanova), 1975-76	1	1	0	2	8	8.0
Jones, Willie (Northwestern), 1960-61 to 64-65	5	272	767	545	2016	7.4
Jordan, Phil (Whitworth), 1957-58 to 58-59	2	118	871	115	1442	12.2
Keiso, Ben (Central Michigan), 1973-74	1	46	31	18	85	1.8
Kenville, Billy (St. Bonaventure), 1957-58 to 58-59	2	60	173	112	385	6.4
Kojis, Don (Marquette), 1964-64 to 65-66	2	125	503	105	862	6.9
Komives, Howard (Bowling Green), 1968-69 to 71-72	4	298	721	1081	2957	9.9
Lanier, Bob (St. Bonaventure), 1970-71 to 77-78	8	591	7196	1994	13433	22.7
Lantz, Stu (Nebraska), 1972-73 to 73-74	2	101	285	235	937	9.3

# All-Time Detroit Pistons Roster

## (Continued)

Player and Years with Detroit only	SEASONS	G	REB	AST	PTS	AVG
Lee, George (Michigan), 1960-61 to 61-62	2	149	839	153	1467	9.9
Ligon, Bill (Vanderbilt), 1974-75	1	38	26	25	126	3.3
Lloyd, Earl (W. Virginia State), 1958-59 to 59-60	2	140	822	179	1207	8.6
Long, Paul (Wake Forest), 1967-68, 69-70	2	41	26	29	140	3.4
Loughery, Kevin (St. John's N.Y.), 1962-63 to 63-64	2	58	109	106	363	6.3
Marlatt, Harvey (E. Michigan), 1970-71 to 71-72	2	54	85	90	221	4.1
Marshall, Tom (W. Kentucky), 1957-58	1	9	7	3	21	2.3
McGuire, Dick (St. John's N.Y.), 1957-58 to 59-60	3	208	840	1255	1695	8.1
McLemore, McCoy (Drake), 1968-69 to 69-70	2	123	572	127	851	6.9
McMillon, Shellie (Bradley), 1958-59 to 61-62	4	215	1267	179	1831	8.5
Mengell, John (Auburn), 1972-73 to 75-76	4	291	671	585	2987	10.3
Miles, Eddie (Seattle), 1963-64 to 69-70	7	497	1673	1094	7419	14.9
Mix, Steve (Toledo), 1969-70 to 71-72	3	61	251	53	446	7.3
Money, Eric (Arizona), 1974-75 to 77-78	4	295	628	1038	3524	11.9
Moore, Otto (Pan America), 1968-69 to 70-71, 1974-75	4	239	2126	261	2274	9.5
Moreland, Jackie (Louisiana Tech), 1960-61 to 64-65	5	348	1779	432	2684	7.7
Mueller, Erwin (San Francisco), 1969-70 to 71-72	3	168	839	369	1250	7.4
Murrey, Dorie (Detroit), 1966-67	1	35	102	12	98	2.8
Nash, Bob (Hawaii-San Jacinto JC. Tex.), 1972-73 to 73-74	2	71	108	30	149	2.1
Nieman, Rich (St. Louis U.), 1968-69	1	16	41	9	48	3.0
Noble, Chuck (Louisville), 1957-58 to 61-62	5	285	679	882	2114	7.4
Norwood, Willie (Alcorn A-M), 1971-72 to 74-75, 1977-78	5	381	1011	187	2172	5.7
Ohl, Don (Illinois), 1960-61 to 63-64	4	307	942	1059	5137	16.7
Olsen, Bud (Louisville), 1968-69	1	10	11	7	20	2.0
Patterson, George (Toledo), 1967-68	1	59	159	51	120	2.0
Poquette, Ben (Central Mich.), 1977-78	1	52	145	20	232	4.5
Porter, Howard (Villanova), 1974-75 to 77-78	4	202	986	97	2173	10.8
Porter, Kevin (St. Francis, Pa.), 1975-76 to 77-78	3	108	159	821	994	9.2
Price, Jim (Louisville), 1977-78	1	34	101	102	390	11.5
Reed, Hub (Oklahoma City), 1964-65	1	62	206	38	208	3.4
Reed, Ron (Notre Dame), 1965-66 to 66-67	2	118	762	173	951	8.1
Reynolds, George (Houston), 1969-70	1	10	14	12	21	2.1
Rowe, Curtis (UCLA), 1972-72 to 75-76	5	407	3256	711	5407	13.3
Scott, Ray (Portland), 1961-62 to 66-67	6	421	4508	1228	6724	16.0
Sellers, Phil (Rutgers), 1976-77	1	44	41	25	198	4.5
Shue, Gene (Maryland), 1957-58 to 61-62	5	368	1783	1693	7247	19.7
Shumate, John (Notre Dame), 1977-78	1	62	554	122	958	15.4
Simpson, Ralph (Michigan State), 1976-77 to 77-78	2	109	263	267	1190	10.9
Skinner, Al (Massachusetts), 1977-78	1	69	172	113	485	7.0
Staverman, Larry (Villa Mabonna), 1963-64	1	20	69	12	114	5.7
Strawder, Joe (Bradley), 1965-66 to 67-68	3	231	2296	245	1977	8.6
Thieben, Bill (Hofstra), 1957-58	1	27	65	7	100	3.7
Thigpen, Justus (Weber St.), 1972-73	1	18	9	8	45	2.6
Thomas, Terry (Detroit), 1975-76	1	28	36	3	77	2.8
Thorn, Rod (W. Virginia), 1964-65 to 65-66	2	101	367	225	1192	11.8
Trapp, George (Long Beach), 1973-74 to 76-77	4	242	828	197	2092	8.6
Tresvant, John (Seattle), 1965-66 to 67-68	3	169	1302	264	1792	10.6
Van Arsdale, Tom (Indiana), 1965-66 to 67-68	3	208	782	477	2128	10.2
Vaughn, Charles (S. Illinois), 1965-66	1	37	63	104	280	7.6
Walker, Jimmy (Providence), 1967-68 to 71-72	5	388	972	1278	6262	16.1
Warlick, Robert (Pepperdine), 1965-66	1	10	16	10	24	2.4
Williams, Cliff (Bowling Green), 1968-69	1	3	3	2	4	1.3
Williams, Earl (Winston-Salem), 1975-76	1	46	251	18	168	3.7
Wilson, Isaiah (Bunny) (Baltimore U.), 1971-72	1	48	47	41	167	3.5
Windis, Tony (Wyoming), 1959-60	1	9	47	32	36	4.0
Workman, Tom (Seattle), 1969-70	1	2	0	0	0	0.0
Yardley, George (Stanford), 1957-58 to 58-59	2	118	1095	137	2959	25.1

### Pistons Top Draft Choices

1958 — Choice to New York in Dick McGuire trade	1963 — Eddie Miles	1968 — Terry Driscoll	1974 — Al Eberhard
1959 — Bailey Howell	1964 — Joe Caldwell	1970 — Bob Lanier	1975 — Choice for New York for Howard Porter
1960 — Jackie Moreland	1965 — Bill Buntin	1971 — Curtis Rowe	1976 — Leon Douglas
1961 — Ray Scott	1966 — Dave Bing	1972 — Bob Nash	1977 — Choice to Washington for Kevin Porter
1962 — Dave DeBusschere	1967 — Jimmy Walket	1973 — Choice to Atlanta for George Trapp	1978 — Choice to Seattle for Archie Clark
	1968 — Otto Moore		

## Transactions Involving Detroit Pistons

- April 3, 1957 ..... Obtained Harry Gallatin, Dick Atha, Nat Clifton from New York for Mel Hutchins and No. 1, 1957 draft choice; also obtained Dick McGuire from New York for No. 1, 1958 draft choice.
- May 14, 1957 ..... Obtained Ed Kalafat from Minneapolis for Walt (Corky) Devlin.
- September, 1957 ..... Obtained Walter Dukes from Minneapolis for Larry Foust.
- December 10, 1957 ..... Obtained Phil Jordan from New York and Tom Marshall from Cincinnati.
- December 28, 1957 ..... Obtained Joe Holup from Syracuse
- June 10, 1958 ..... Obtained Earl Lloyd and Dick Farley from Syracuse for cash.
- February 7, 1959 ..... Obtained Ed Conlin from Syracuse for George Yardley
- March 31, 1959 ..... Obtained Archie Dees and No. 2, 1959 draft choice from Cincinnati for Phil Jordan.
- November 10, 1959 ..... Sold Barney Cable to Syracuse
- April 16, 1960 ..... Obtained Bob Ferry from St. Louis for Ed Conlin; also obtained right to Don Ohl from Philadelphia
- December 1, 1961 ..... Sold Shelle McMillon to St. Louis.
- August 28, 1962 ..... Sold George Lee to San Francisco.
- August 29, 1962 ..... Obtained Darrall Imhoff and cash from New York for Gene Shue
- October 28, 1963 ..... Obtained Larry Staverman from Baltimore for Kevin Loughery.
- December 15, 1963 ..... Traded John Egan to New York and Larry Staverman to Cincinnati in exchange for Donnis Butcher, Bob Duffy and Hub Reed.
- April 16, 1964 ..... Sold Darrall Imhoff to Los Angeles.
- June 16, 1964 ..... Obtained Terry Dischinger, Rod Thorn and Don Kojis from Baltimore for Bailey Howell, Don Ohl, Bob Ferry, Les Hunter and Wally Jones.
- May 8, 1965 ..... Obtained right to Bill Chmielewski from Cincinnati.
- December 24, 1965 ..... Obtained Charles Vaughn and John Tresvant from St. Louis for Rod Thorn.
- December 28, 1965 ..... Obtained John Barnhill from St. Louis for Joe Caldwell.
- January 14, 1967 ..... Traded Ray Scott to Baltimore in three-way deal which was to have brought Rudy LaRusso to Pistons from Los Angeles. When LaRusso didn't report, Detroit was awarded Lakers No. 1 draft pick in 1968.
- October 2, 1967 ..... Traded Reggie Harding to Chicago for future draft choice.
- November 27, 1967 ..... Obtained Len Chappell from Cincinnati for draft pick.
- January 29, 1968 ..... Obtained Happy Hairston and Jim Fox from Cincinnati for John Tresvant and Tom Van Arsdale.
- December 8, 1968 ..... Acquired Bud Olsen on waivers from Boston.
- December 17, 1968 ..... Obtained McCoy McLemore from Phoenix for Jim Fox.
- December 19, 1968 ..... Obtained Walt Bellamy and Howard Komives from New York for Dave DeBusschere.
- January 1, 1969 ..... Obtained Dave Gambee from Milwaukee for Rich Niemann.
- November 3, 1969 ..... Obtained Erwin Mueller from Seattle for second round draft pick.
- November 26, 1969 ..... Obtained Bill Hewitt and third round draft choice from Los Angeles for Happy Hairston.
- February 1, 1970 ..... Obtained Bob Quick and second round draft choice from Baltimore for Eddie Miles.
- February 1, 1970 ..... Obtained John Arthurs from Milwaukee in deal which sent Walt Ballamy to Atlanta.
- March 30, 1971 ..... Traded Otto Moore to Phoenix for No. 1 draft choice.
- December 10, 1971 ..... Obtained Jim Davis from Houston in exchange for No. 1 draft choice.
- July 31, 1972 ..... Obtained Fred Foster in three-cornered deal from Philadelphia, in which Terry Dischinger went to Portland and Portland sent draft choice to Philadelphia.
- August 1, 1972 ..... Obtained Stu Lantz from Houston for Jimmy Walker.
- September 30, 1972 ..... Traded Howie Komives to Buffalo for second round draft choice (1973).
- October 31, 1972 ..... Obtained Don Adams from Atlanta Hawks in exchange for Pistons No. 2 draft choice (1973).
- November 10, 1972 ..... Obtained John Mengelt from Kansas City-Omaha in exchange for Pistons second draft pick obtained from Buffalo in Howie Komives deal.
- April 15, 1973 ..... Obtained George Trapp from Atlanta in exchange for Pistons first draft pick (1973).
- December 26, 1974 ..... Obtained Howard Porter from New York in exchange for Pistons first round draft choice (1975).
- May 28, 1975 ..... Obtained Earl Williams from Phoenix for second round draft choice (1976).
- August 27, 1975 ..... Obtained Kevin Porter from Washington Bullets for Dave Bing and Pistons first round draft choice (1977).
- September 24, 1975 ..... Obtained Archie Clark from Seattle SuperSonics for first round draft choice (1978).
- October 22, 1977 ..... Obtained Ralph Simpson from Denver Nuggets in 3-way deal which sent Curtis Rowe to Boston and Paul Silas to Denver.
- November 7, 1977 ..... Obtained Al Skinner and two second round draft choices (1978 and 1979) from New Jersey for Kevin Porter and Howard Porter.
- November 23, 1977 ..... Obtained John Shumate and Gus Gerard and Milwaukee's number one draft choice in 1979 or 1980 from Buffalo for Marvin Barnes.
- February 1, 1978 ..... Obtained Jim Price and Denver's number one draft choice in 1979 for Ralph Simpson.

## Players Lost In Expansion Draft

- 1961 ..... Archie Dees to Chicago
- 1966 ..... Don Kojis and John Barnhill to Chicago
- 1967 ..... Charles Vaughn to San Diego; Ron Reed and Dorie Murrey to Seattle
- 1968 ..... Len Chappell and George Patterson to Milwaukee; Paul Long to Phoenix
- 1970 ..... McCoy McLemore to Cleveland; Paul Long to Buffalo
- 1974 ..... Stu Lantz to New Orleans

# Detroit Pistons All-Time Individual Career Leaders

(Includes records of players who performed both in Fort Wayne and Detroit — regular season games only)

	POINTS	GAMES	PTS.	AVG.
1. Dave Bing (nine seasons)	675		15235	22.6
2. Bob Lanier (eight seasons)	591		13433	22.7
3. Bailey Howell (five seasons)	387		8182	21.1
*4. Gene Shue (six seasons)	440		8034	18.2
5. Eddie Miles (seven seasons)	497		7419	14.9
*6. George Yardley (six seasons)	384		7339	19.1
*7. Larry Foust (seven seasons)	476		7124	15.0
8. Dave DeBusschere (seven seasons)	440		7096	16.1
9. Ray Scott (six seasons)	421		6724	16.0
10. Jimmy Walker (five seasons)	388		6262	16.1

## TOP SCORING AVERAGES (Minimum 100 games)

1. Bob Lanier (591 games)	22.7
2. Dave Bing (675 games)	22.6
3. Bailey Howell (387 games)	21.1
4. George Yardley (384 games)	19.1
*5. Gene Shue (440 games)	18.2
6. Happy Hairston (122 games)	17.3
7. Don Ohl (307 games)	16.7
8. Jimmy Walker (388 games)	16.1
9. Dave DeBusschere (440 games)	16.1
10. Ray Scott (421 games)	16.0

## FIELD GOALS MADE

1. Dave Bing	5772
2. Bob Lanier	5468
3. Eddie Miles	3019
*4. Gene Shue	2940
5. Bailey Howell	2905
6. Dave DeBusschere	2783
7. Ray Scott	2577
*8. George Yardley	2551
9. Jimmy Walker	2425
10. Curtis Rowe	2232

## FREE THROWS MADE

1. Dave Bing	3691
2. Bob Lanier	2497
3. Bailey Howell	2372
*4. George Yardley	2237
*5. Gene Shue	2154
6. Ray Scott	1590
7. Dave DeBusschere	1530
8. Walter Dukes	1510
9. Jimmy Walker	1412
10. Eddie Miles	1381

## REBOUNDS

1. Bob Lanier	7196
2. Walter Dukes	4986
3. Dave DeBusschere	4947
4. Bailey Howell	4583
5. Ray Scott	4508
6. Curtis Rowe	3256
7. Dave Bing	2828
8. Terry Dischinger	2341
9. Joe Strawder	2296
10. Otto Moore	2124

## STEALS

1. Chris Ford	784
2. Bob Lanier	416
3. Eric Money	384
4. M. L. Carr	312
5. Dave Bing	225

## GAMES

1. Dave Bing	675
2. Bob Lanier	591
3. Eddie Miles	497
4. Chris Ford	482
5. Terry Dischinger	456
6. Dave DeBusschere	440
*7. Gene Shue	440
8. Walter Dukes	422
9. Ray Scott	421
*10. Chuck Noble	411

## FIELD GOALS ATTEMPTED

1. Dave Bing	13119
2. Bob Lanier	10813
*3. Gene Shue	7294
4. Eddie Miles	6804
5. Dave DeBusschere	6553
6. Terry Dischinger	6488
7. Ray Scott	6455
*8. George Yardley	6167
9. Bailey Howell	6107
10. Jimmy Walker	5384

## FREE THROWS ATTEMPTED

1. Dave Bing	4789
2. Bob Lanier	3211
3. Bailey Howell	3063
*4. George Yardley	2873
*5. Gene Shue	2595
6. Ray Scott	2256
7. Dave DeBusschere	2222
8. Walter Dukes	2154
9. Eddie Miles	1862
10. Jimmy Walker	1738

## ASSISTS

1. Dave Bing	4330
2. Bob Lanier	1994
*3. Gene Shue	1931
4. Chris Ford	1693
5. Jimmy Walker	1278
6. Dick McGuire	1255
7. Ray Scott	1228
8. Dave DeBusschere	1152
9. Eddie Miles	1094
10. Howard Komives	1081

## BLOCKED SHOTS

1. Bob Lanier	724
2. Howard Porter	139
3. Leon Douglas	129
4. Curtis Rowe	125
5. Chris Ford	107

\*Includes Fort Wayne Totals.

# Yearly Pistons Departmental Leaders

## TOP SCORERS

YEAR	G	PTS	AVG	PLAYER
1957-58	72	2001	27.8	George Yardley
1958-59	72	1266	17.6	Gene Shue
1959-60	75	1712	22.8	Gene Shue
1960-61	77	1815	23.6	Bailey Howell
1961-62	79	1576	19.9	Bailey Howell
1962-63	79	1793	22.7	Bailey Howell
1963-64	77	1666	21.6	Bailey Howell
1964-65	80	1456	18.2	Terry Dischinger
1965-66	80	1566	19.6	Eddie Miles
1966-67	80	1601	20.0	Dave Bing
1967-68	79	2142	27.1	Dave Bing
1968-69	77	1800	23.4	Dave Bing
1969-70	70	1604	22.9	Dave Bing
1970-71	82	2213	27.0	Dave Bing
1971-72	80	2056	25.7	Bob Lanier
1972-73	81	1927	23.8	Bob Lanier
1973-74	81	1822	22.5	Bob Lanier
1974-75	76	1823	24.0	Bob Lanier
1975-76	64	1366	21.3	Bob Lanier
1976-77	64	1616	25.3	Bob Lanier
1977-78	63	1542	24.5	Bob Lanier

## BEST FREE THROW SHOOTERS

YEAR	FTM	FTA	AVG	PLAYER
1957-58	276	327	.844	Gene Shue
1958-59	338	421	.803	Gene Shue
1959-60	472	541	.872	Gene Shue
1960-61	465	543	.855	Gene Shue
1961-62	362	447	.810	Gene Shue
1962-63	519	650	.798	Bailey Howell
1963-64	470	581	.809	Bailey Howell
1964-65	320	424	.755	Terry Dischinger
1965-66	323	435	.743	Ray Scott
1966-67	272	347	.784	Tom Van Arsdale
1967-68	134	175	.766	Jimmy Walker
1968-69	404	553	.731	Happy Hairston
1969-70	119	145	.821	McCoy McLemore
1970-71	344	414	.831	Jimmy Walker
1971-72	397	480	.827	Jimmy Walker
1972-73	456	560	.814	Dave Bing
1973-74	139	164	.848	Stu Lantz
1974-75	211	248	.851	John Mengell
1975-76	100	116	.862	Archie Clark
1976-77	103	120	.858	Howard Porter
1977-78	84	103	.815	Jim Price

## BEST SHOOTING AVERAGE

YEAR	FGM	FGA	PCT	PLAYER
1957-58	673	1624	.413	George Yardley
1958-59	127	289	.439	Shellie McMillon
1959-60	510	1119	.456	Bailey Howell
1960-61	607	1293	.469	Bailey Howell
1961-62	553	1193	.464	Bailey Howell
1962-63	637	1235	.516	Bailey Howell
1963-64	598	1267	.472	Bailey Howell
1964-65	568	1153	.493	Terry Dischinger
1965-66	634	1418	.447	Eddie Miles
1966-67	172	382	.450	Reggie Harding
1967-68	255	458	.513	Len Chappell
1968-69	264	513	.515	Terry Dischinger
1969-70	666	1394	.478	Jimmy Walker
1970-71	799	1710	.467	Dave Bing
1971-72	834	1690	.493	Bob Lanier
1972-73	547	1053	.519	Curtis Rowe
1973-74	748	1483	.504	Bob Lanier
1974-75	731	1438	.510	Bob Lanier
1975-76	541	1017	.532	Bob Lanier
1976-77	678	1269	.534	Bob Lanier
1977-78	622	1159	.537	Bob Lanier

## MOST ASSISTS

YEAR	G	AST	AVG	PLAYER
1957-58	69	454	6.6	Dick McGuire
1958-59	71	443	6.2	Dick McGuire
1959-60	68	358	5.3	Dick McGuire
1960-61	78	530	6.8	Gene Shue
1961-62	80	465	5.8	Gene Shue
1962-63	80	325	6.1	Don Ohi
1963-64	80	244	3.1	Donnis Bulcher
	80	244	3.1	Ray Scott
1964-65	79	253	3.2	Dave DeBusschere
1965-66	79	238	3.0	Ray Scott
1966-67	80	330	4.1	Dave Bing
1967-68	79	509	6.4	Dave Bing
1968-69	77	546	7.1	Dave Bing
1969-70	70	418	6.0	Dave Bing
1970-71	82	408	5.0	Dave Bing
1971-72	45	317	7.1	Dave Bing
1972-73	82	637	7.8	Dave Bing
1973-74	81	555	6.9	Dave Bing
1974-75	79	610	7.7	Dave Bing
1975-76	80	338	4.2	Eric Money
1976-77	81	592	7.3	Kevin Porter
1977-78	82	381	4.6	Chris Ford

## MOST MINUTES PLAYED

YEAR	G	MIN	AVG	PLAYER
1957-58	72	2843	39.5	George Yardley
1958-59	72	2745	38.1	Gene Shue
1959-60	75	3338	44.5	Gene Shue
1960-61	78	3361	43.1	Gene Shue
1961-62	80	3143	39.3	Gene Shue
1962-63	79	2971	37.6	Bailey Howell
1963-64	80	2964	37.1	Ray Scott
1964-65	79	2769	35.1	Dave DeBusschere
1965-66	80	2788	34.9	Eddie Miles
1966-67	78	2897	37.1	Dave DeBusschere
1967-68	79	3209	40.6	Dave Bing
1968-69	77	3039	39.5	Dave Bing
1969-70	81	2869	35.4	Jimmy Walker
1970-71	82	3065	37.4	Dave Bing
1971-72	80	3092	38.7	Bob Lanier
1972-73	82	3361	41.0	Dave Bing
1973-74	81	3124	38.6	Dave Bing
1974-75	79	3222	40.8	Dave Bing
1975-76	80	2998	37.5	Curtis Rowe
1976-77	82	2643	32.2	M. L. Carr
1977-78	82	2582	31.5	Chris Ford

## MOST PERSONAL FOULS

YEAR	G	PF	AVG	PLAYER
1957-58	72	311	4.3	Walter Dukes
1958-59	72	332	4.6	Walter Dukes
1959-60	66	310	4.7	Walter Dukes
1960-61	73	313	4.3	Walter Dukes
1961-62	77	327	4.2	Walter Dukes
1962-63	79	301	3.8	Bailey Howell
1963-64	80	296	3.7	Ray Scott
1964-65	78	258	3.3	Reggie Harding
1965-66	79	305	3.9	Joe Strawder
1966-67	79	344	4.4	Joe Strawder
1967-68	73	312	4.3	Joe Strawder
1968-69	77	256	3.3	Dave Bing
1969-70	82	247	3.0	Howard Komives
1970-71	82	272	3.3	Bob Lanier
1971-72	80	297	3.7	Bob Lanier
1972-73	81	278	3.4	Bob Lanier
1973-74	81	273	3.4	Bob Lanier
1974-75	76	237	3.1	Bob Lanier
1975-76	81	250	3.1	Al Eberhard
1976-77	82	294	3.6	Leon Douglas
1977-78	79	295	3.7	Leon Douglas

# Yearly Pistons Departmental Leaders

TOP REBOUNDEURS				
YEAR	G	RBS	AVG	PLAYER
1957-58	72	954	13.3	Walter Dukes
1958-59	72	958	13.3	Walter Dukes
1959-60	66	883	13.4	Walter Dukes
1960-61	77	1111	14.4	Bailey Howell
1961-62	79	996	12.6	Bailey Howell
1962-63	79	910	11.5	Bailey Howell
1963-64	80	1078	13.5	Ray Scott
1964-65	78	906	11.6	Reggie Harding
1965-66	79	916	11.6	Dave DeBusschere
1966-67	78	924	11.8	Dave DeBusschere
1967-68	80	1081	13.5	Dave DeBusschere
1968-69	81	959	11.8	Happy Hairston
1969-70	81	900	11.2	Otto Moore
1970-71	82	700	8.5	Otto Moore
1971-72	80	1132	14.2	Bob Lanier
1972-73	81	1205	14.9	Bob Lanier
1973-74	81	1074	13.3	Bob Lanier
1974-75	76	914	12.0	Bob Lanier
1975-76	64	746	11.7	Bob Lanier
1976-77	64	745	11.6	Bob Lanier
1977-78	63	715	11.3	Bob Lanier

MOST DISQUALIFICATIONS			
YEAR	G	DQ	PLAYER
1957-58	72	17	Walter Dukes
1958-59	72	22	Walter Dukes
1959-60	66	20	Walter Dukes
1960-61	73	16	Walter Dukes
1961-62	77	20	Walter Dukes
1962-63	79	9	Bailey Howell
	76	9	Ray Scott
1963-64	77	9	Bailey Howell
	78	9	Jack Moreland
1964-65	80	5	Terry Dischinger
	79	5	Dave DeBusschere
	66	5	Ray Scott
	78	5	Reggie Harding
1965-66	79	10	Joe Strawder
1966-67	79	19	Joe Strawder
1967-68	73	18	Joe Strawder
1968-69	75	5	Terry Dischinger
1969-70	75	5	Terry Dischinger
1970-71	62	5	Bill Hewitt
1971-72	79	7	Terry Dischinger
1972-73	81	4	Bob Lanier
1973-74	81	7	Bob Lanier
1974-75	66	3	Eric Money
	79	3	Dave Bing
1975-76	81	5	Al Eberhard
1976-77	82	10	Leon Douglas
1977-78	79	6	Leon Douglas

MOST STEALS				
YEAR	G	STE	AVG	PLAYER
1973-74	82	148	1.8	Chris Ford
1974-75	79	116	1.5	Dave Bing
1975-76	82	178	2.2	Chris Ford
1976-77	82	179	2.2	Chris Ford
1977-78	82	166	2.0	Chris Ford

MOST BLOCKED SHOTS				
YEAR	G	BS	AVG	PLAYER
1973-74	81	247	3.1	Bob Lanier
1974-75	76	172	2.3	Bob Lanier
1975-76	64	86	1.3	Bob Lanier
1976-77	64	126	1.9	Bob Lanier
1977-78	63	93	1.5	Bob Lanier

MOST TURNOVERS				
YEAR	G	TURN	AVG. PLAYER	
1977-78	76	322	4.2	Eric Money

## Highest/Lowest Scores

Games Involving Pistons

<b>Pistons Highest Scores</b>			
— Game	158	vs. Chicago	Mar. 23, 1969
— Road Game	148	at Baltimore (2 OT)	Feb. 6, 1970
— Half	87	vs. Cincinnati (2nd H)	Jan. 7, 1972
— Quarter	53	vs. Cincinnati (4th Q)	Jan. 7, 1972
<b>Pistons Lowest Scores</b>			
— Cobo Home Game	79	vs. Chicago	Dec. 28, 1974
		vs. San Francisco	Jan. 15, 1964
— Road Game	75	at Cincinnati	Nov. 19, 1957
— Half	32	at Phoenix (1st H)	Dec. 17, 1970
— Quarter	10	at Milwaukee (2nd Q)	Oct. 30, 1970
<b>Rivals Highest Scores</b>			
— Rivals Home Game	153	by Baltimore @ Baltimore (2 OT)	Feb. 6, 1970
— Cobo Arena Game	162	by Syracuse @ Detroit	Feb. 8, 1963
— Half	91	by Boston @ Providence (2nd H)	Feb. 10, 1960
		by Syracuse @ Syracuse (2nd H)	Jan. 13, 1963
— Quarter	52	by Baltimore @ Baltimore (3rd Q)	Dec. 17, 1965
<b>Rivals Lowest Scores</b>			
— Rivals Home Game	69	by Cincinnati @ Cincinnati	Jan. 10, 1959
— Cobo Arena Game	69	by Houston @ Cobo Arena	Dec. 4, 1974
— Half	26	by Kansas City-Omaha @ Cobo Arena (1st H)	Jan. 20, 1974
— Quarter	8	by Chicago @ Cobo Arena (2nd Q)	Dec. 19, 1973
		by Phoenix @ Cobo Arena (4th Q)	Feb. 18, 1976
<b>Combined Scores</b>			
— Road High Game	301	Detroit (148), Baltimore (153) @ Baltimore (2 OT)	Feb. 6, 1970
— Cobo Arena High Game	297	Detroit (135), Syracuse (162)	Feb. 8, 1963
— Road Low Game	162	Detroit (85), Chicago (77) @ Chicago	Mar. 26, 1976
— Cobo Arena Low Game	149	Detroit (79), Chicago (70)	Dec. 28, 1974

# Detroit Pistons

## Biggest Victories/Worst Losses

OPPONENT	VICTORY	DEFEAT
ATLANTA .....	40 points (137-97) Jan. 7, 1966 at Detroit	44 points (101-145) March 25, 1958 at Detroit
BOSTON .....	22 points (122-100) Dec. 26, 1977 at Detroit	44 points (106-150) Dec. 24, 1960 at Boston
BUFFALO .....	26 points (113-87) Feb. 12, 1972 at Detroit	14 points (108-122) Nov. 5, 1976 at Detroit
CHICAGO .....	44 points (158-114) March 23, 1969 at Detroit	35 points (92-127) Dec. 21, 1967 at Chicago
CLEVELAND .....	25 points (133-108) Feb. 2, 1972 at Detroit	18 points (87-105) Nov. 26, 1977 at Detroit
DENVER .....	20 points (126-106) Oct. 22, 1977 at Detroit	29 points (104-133) March 20, 1977 at Denver
GOLDEN STATE .....	29 points (131-102) Dec. 28, 1968 at Detroit	39 points (79-118) Feb. 4, 1964 at San Francisco
		39 points (96-135) Nov. 13, 1967 at San Francisco
HOUSTON .....	23 points (109-86) Jan. 21, 1977 at Detroit	20 points (98-118) Nov. 16, 1974 at Houston
INDIANA .....	12 points (122-110) March 5, 1978 at Detroit	22 points (96-118) March 5, 1977 at Indianapolis
KANSAS CITY .....	44 points (144-100) Feb. 18, 1973 at Detroit	32 points (101-133) Feb. 12, 1960 at Dayton, Ohio
LOS ANGELES .....	27 points (123-94) Jan. 9, 1974 at Detroit	56 points (88-144) Nov. 12, 1966 at Los Angeles
MILWAUKEE .....	25 points (136-111) Feb. 24, 1970 at Detroit	28 points (78-106) Nov. 6, 1971 at Milwaukee
NEW JERSEY Nets .....	17 points (110-93) Oct. 18, 1977 at Detroit	27 points (88-115) Dec. 11, 1976 at Detroit
NEW ORLEANS .....	23 points (118-95) Nov. 17, 1976 at Detroit	8 points (106-114) Oct. 24, 1975 at New Orleans
NEW YORK Knicks .....	42 points (143-101) Nov. 28, 1962 at Detroit	48 points (87-135) Dec. 20, 1968 at Detroit
PHILADELPHIA .....	28 points (141-113) Dec. 12, 1972 at Detroit	34 points (106-140) Dec. 7, 1968 at Philadelphia
PHOENIX .....	24 points (119-95) March 17, 1969 at Phoenix	30 points (101-131) Jan. 13, 1977 at Phoenix
PORTLAND .....	23 points (122-99) Oct. 19, 1974 at Portland	34 points (97-131) Oct. 30, 1976 at Portland
SAN ANTONIO .....	5 points (102-97) March 13, 1977 at San Antonio	29 points (106-135) March 15, 1978 at Detroit
SEATTLE .....	31 points (142-111) Oct. 26, 1970 at Detroit	33 points (97-130) March 11, 1971 at Seattle
WASHINGTON .....	15 points (102-87) Feb. 20, 1976 at Detroit	25 points (96-121) Feb. 21, 1975 at Detroit

### BIGGEST VICTORY

44 points vs. Chicago  
March 23, 1969 at Detroit  
44 points vs. Kansas City  
Feb. 18, 1973 at Detroit


### WORST DEFEAT

56 points vs. Los Angeles  
Nov. 12, 1966 at Los Angeles

# Pistons All-Time Detroit Records Against NBA Opponents-1957-1978

YEAR	STL	CHI	BOST	BUF	CHI	CINC	CLE	DEN	IND	MIL	MINN	NORL	NYK	NYN	SYR	PHO	PHIL	PORT	SAN	SD	SEA	TOTAL		
57-58	6-6		1-8		6-6	6-6					6-6	4-5	4-5	5-4	5-4		5-4					33-39		
58-59	4-8		1-8		9-3	4-8				4-8	4-8	3-6	2-7	5-4			5-4					28-44		
59-60	5-8		0-9		8-5					7-6	4-5	4-5					2-7					30-45		
										LA														
60-61	3-10		2-8		11-2	4-9				4-8	4-9	5-5	4-6	4-5	5-5		5-5					34-45		
61-62	7-5	7-3	3-5		6-6	4-8				4-8	4-8	5-4	4-5	4-5	1-7		1-7					37-43		
																	SAN F							
62-63	4-8	7-3	0-8		4-4					1-11	8-1	8-1	3-6	3-6			7-5					34-46		
		BALT												PHIL										
63-64	2-10	3-7	1-7		2-7	5-7				5-7	4-5	4-5	3-5	3-5			3-9					23-57		
64-65	3-7	4-6	0-10		4-6	3-7				3-7	5-5	4-6	4-6	8-2			8-2					31-49		
65-66	2-8	5-5	4-6		2-8	2-8				2-8	2-8	2-8	3-7	2-8			2-8					22-58		
66-67	2-7	7-2	3-6		5-4	2-7				5-4	4-5	4-5	0-9	2-7			2-7					30-51		
67-68	4-3	4-4	2-6		4-3	4-4				2-5	4-4	4-4	1-7	4-3			4-3					40-42		
		ATL																						
68-69	0-6	0-7	1-5		3-3	4-3		2-4	3-3	2-4	3-3	3-4	3-4	4-2	2-4		2-4					3-3	4-2	32-50
69-70	3-3	2-5	3-4		3-3	2-4		1-6	3-3	3-3	1-6	1-6	1-5	3-3	3-3		3-3					3-3	3-3	31-51
70-71	5-0	3-2	3-2		5-1	3-3	4-1	2-2		1-5	2-3	2-3	2-3	2-4	1-4		3-1					4-2	3-1	45-37
71-72	2-3	2-3	0-5	4-2	1-5	3-2	3-1	1-5	1-4	1-5	1-4	1-4	1-4	1-4	2-4	0-5	2-2					3-3	0-4	26-56
					KC-O												GS							
72-73	2-2	2-2	1-3	3-1	4-3	3-3	3-1	2-5	1-5	2-5	1-5	1-3	3-1	4-2	2-4	6-0						1-3	2-4	40-42
		CAP																						
73-74	4-0	2-2	1-3	3-1	2-5	4-2	2-2	3-4	4-2	3-4	4-2	1-3	2-2	6-0	5-1	5-1						3-1	5-1	52-30
		WASH																						
74-75	2-2	1-3	1-3	2-2	5-4	2-6	2-2	3-6	3-1	4-0	2-2	2-2	3-1	2-2	1-3	3-1						2-2	2-2	40-42
75-76	3-1	2-2	0-4	3-1	4-3	5-2	2-2	3-4	1-4	1-3	3-1	3-1	1-3	1-4	0-5	2-3						2-2	3-2	36-46
76-77	4-0	1-3	2-2	1-3	2-2	4-0	3-1	1-3	2-2	3-1	1-3	3-1	1-2	3-1	2-2	2-2	3-1	2-2	1-2	1-2	1-2	2-2	1-3	44-38
77-78	2-2	2-2	3-1	3-1	2-2	1-3	2-2	2-2	1-3	2-2	2-2	3-1	0-3	3-1	0-4	2-2	2-2	1-3	1-2	3-1	1-3	1-3	38-44	
TOTAL	69-99	54-61	32-113	24-12	38-40	90-84	19-13	3-5	3-5	21-42	64-109	11-5	63-84	6-2	51-96	28-25	63-93	24-13	2-4	31-24	30-26	726-955		
HOME	35-37	26-19	15-50	14-4	24-13	51-18	10-6	3-1	3-1	14-18	27-45	6-2	32-32	3-1	31-29	17-10	38-29	14-5	0-3	21-4	17-9	401-336		
ROAD	24-48	14-33	13-39	10-8	12-25	23-42	9-7	0-4	0-4	7-22	22-52	5-3	19-40	3-1	7-47	10-15	18-44	10-8	2-1	6-19	8-17	222-479		
NEUTRAL	10-14	14-9	4-24	-	2-2	16-24	-	-	0-2	15-12	-	12-12	-	13-20	1-0	7-20	-	-	-	-	-	4-1	5-0	103-140

## Records and Statistics



# All-Time Detroit Pistons Team Records

## TEAM — ONE SEASON

Most Points	9725	1967-68
Highest Scoring Average	118.6	1967-68
Lowest Defensive Average	100.3	1974-75
Field Goals	3764	1976-77
Field Goals Attempted	8502	1965-66
Field Goal Percentage	.483	1976-77
Free Throws	2408	1960-61
Free Throws Attempted	3220	1960-61
Free Throw Percentage	.771	1974-75
Most Rebounds	5823	1961-62
Offensive Rebounds	1229	1977-78
Defensive Rebounds	2632	1973-74
Assists	2012	1974-75
Personal Fouls	2240	1967-68
Disqualifications	58	1958-59
Steals	877	1976-77
Blocked Shots	459	1976-77
Most Turnovers	1858	1977-78
Most Victories	52	1973-74
Best Winning Percentage	.634 (52-30)	1973-74
Poorest Winning Percentage	.275 (22-58)	1965-66
Most Home Victories	30	1976-77
Fewest Home Victories	9	1963-64
Most Road Victories	23 (of 40)	1973-74
Fewest Road Victories	3 (of 19)	1960-61
Most Games Over .500	23 (51-28)	March 20, 1974
Most 100-point Games	76	1960-61; 1961-62
Most Opponent Games Under 100 points	41	1973-74

## TEAM — ONE GAME OR PORTION

Most Points			
— Game	158	vs. Chicago	Mar. 23, 1969
— Half (1st)	83	vs. Chicago	Mar. 23, 1969
— Half (2nd)	87	vs. Cincinnati	Jan. 7, 1972
— Quarter (1st)	46	vs. Chicago	Mar. 23, 1969
— Quarter (2nd)	43	vs. San Antonio	Feb. 9, 1977
	43	vs. Milwaukee	Apr. 2, 1978
— Quarter (3rd)	43	vs. Cincinnati	Dec. 26, 1957
— Quarter (4th)	53	vs. Cincinnati	Jan. 7, 1972
Most Field Goals			
— Game	67	vs. Chicago	Mar. 23, 1969
— Half	37	at Los Angeles	Nov. 24, 1972
— Quarter	22	vs. Chicago (4th Q)	Mar. 23, 1969
Most Field Goals Attempted			
— Game	142	vs. Boston (2 OT @ U-D)	Nov. 17, 1959
— Half	65	vs. Boston (1st H @ U-D)	Nov. 17, 1959
— Quarter	45	vs. Los Angeles (4th Q)	Nov. 28, 1965
Most Free Throws			
— Game	48	vs. Syracuse @ Philadelphia	Jan. 5, 1962
— Half	27	vs. Baltimore (2nd H)	Jan. 15, 1966
— Quarter	21	vs. Cincinnati (4th Q)	Jan. 7, 1972
Most Free Throws Attempted			
— Game	65	at Seattle	Feb. 16, 1962
— Half	45	vs. Baltimore (2nd H)	Jan. 15, 1966
— Quarter	25	vs. Cincinnati (4th Q)	Jan. 7, 1972
Most Rebounds			
— Game	107	vs. Boston @ New York (OT)	Nov. 15, 1960
— Half	52	vs. Seattle (2nd H)	Jan. 19, 1968
— Quarter	38	vs. St. Louis (2nd H @ Olympia)	Dec. 7, 1960
Most Offensive Rebounds			
— Game	36	at Los Angeles	Dec. 14, 1975
— Half	19	vs. Los Angeles (1st H)	Dec. 12, 1973
— Quarter	14	at Los Angeles (2nd Q)	Dec. 14, 1975
Most Defensive Rebounds			
— Game	46	at Cleveland	Jan. 17, 1974
— Half	27	vs. Kansas City (1st H)	Nov. 6, 1974
— Quarter	16	vs. Seattle (1st Q)	Jan. 26, 1974

# All-Time Detroit Pistons Team Records (Continued)

<b>Most Assists</b>		
— Game	48	at Cleveland (OT) Mar. 28, 1973
— Half	23	vs. New York (2nd H) Nov. 28, 1962
		at Philadelphia (1st H) Feb. 2, 1977
— Quarter	15	vs. New York (3rd Q) Mar. 14, 1964
<b>Most Personal Fouls</b>		
— Game	40	vs. Los Angeles (playoff) Apr. 3, 1962
— Half	23	vs. St. Louis (1st H) Jan. 1, 1962
— Quarter	14	vs. St. Louis (2nd Q) Jan. 1, 1962
<b>Most Disqualifications</b>		
— Game	4	vs. Buffalo Nov. 11, 1974
<b>Most Technical Fouls</b>		
— Game	8	at New Jersey Mar. 12, 1978
<b>Most Steals</b>		
— Game	21	at Portland Oct. 19, 1974
		at Phoenix Jan. 13, 1978
— Quarter	14	vs. Phoenix (2nd H) Feb. 1, 1978
— Half	9	at Phoenix (3rd Q) Jan. 13, 1978
<b>Most Turnovers</b>		
— Game	34	vs. Atlanta Jan. 4, 1978
— Half	20	at Portland (2nd H) Nov. 20, 1977
— Quarter	12	at Portland (3rd Q) Nov. 20, 1977
<b>Most Blocked Shots</b>		
— Game	16	vs. Denver Oct. 22, 1977
— Half	10	vs. Denver (2nd H) Oct. 22, 1977
— Quarter	6	vs. Los Angeles (3rd Q) Dec. 3, 1975

## Consecutives

<b>Game or Portion</b>		
Most Consecutive Points	18	at Kansas City (3rd Q) Feb. 16, 1975
Most Consecutive Free Throws	26	vs. Kansas City Mar. 23, 1976
<b>Season</b>		
Longest Winning Streak	9	Oct. 14-28, 1970
Longest Home Winning Streak	9	March 21-April 15, 1976
Longest Road Winning Streak	6	Oct. 14-28, 1970
Best Start	9-0	Oct. 14-Oct. 28, 1970
Best Finish	5-0	Mar. 21-28, 1973
Longest Losing Streak	9	Jan. 14-30, 1959
		Nov. 5-20, 1965
		Feb. 23-Mar. 14, 1972
		Dec. 6-Dec. 25, 1975
Longest Home Losing Streak	8	Dec. 11, 1963-Jan. 25, 1964
Longest Road Losing Streak	14	Jan. 17-Mar. 14, 1975
	15	(two seasons) Lost last four games of 1961-62 and 11 straight in 1962-63
Poorest Start	0-7	1963-64 season
Poorest Finish	0-8	1964-65 season

# All-Time Detroit Pistons Individual Records

## INDIVIDUAL — ONE SEASON

Most Points	2213	Dave Bing, 1970-71
Highest Scoring Average	27.8	George Yardley, 1957-58
Field Goals	836	Dave Bing, 1967-68
Field Goals Attempted	1903	Dave Bing, 1967-68
Field Goal Percentage	.534	Bob Lanier, 1976-77
Free Throws	655	George Yardley, 1957-58
Free Throws Attempted	808	George Yardley, 1957-58
Free Throw Percentage	.872	Gene Shue, 1959-60
Most Rebounds	1205	Bob Lanier, 1972-73
Offensive Rebounds	269	Bob Lanier, 1973-74
Defensive Rebounds	805	Bob Lanier, 1973-74
Assists	637	Dave Bing, 1972-73
Personal Fouls	344	Joe Strawder, 1966-67
Disqualifications	22	Walter Dukes, 1958-59
Steals	179	Chris Ford, 1976-77
Most Turnovers	322	Eric Money, 1977-78
Blocked Shots	247	Bob Lanier, 1973-74

## INDIVIDUAL — ONE GAME OR PORTION

Most Points			
— Game	54	Dave Bing (vs. Chicago)	Feb. 21, 1971
— Half (1st)	26	Bob Lanier (vs. Los Angeles)	Oct. 29, 1975
— Half (2nd)	37	Dave Bing (vs. Boston)	Apr. 1, 1968
— Quarter (1st)	17	Bob Lanier (@ Kansas City)	Dec. 3, 1976
— Quarter (2nd)	17	George Lee (vs. Los Angeles) (playoffs @ U-D)	Mar. 17, 1961
— Quarter (3rd)	23	George Yardley (vs. Syracuse @ Olympia)	Feb. 18, 1958
— Quarter (4th)	17	Kevin Porter (@ Buffalo)	Nov. 25, 1976

Most Field Goals			
— Game	22	Dave Bing (vs. Chicago)	Feb. 21, 1971
— Half	16	Dave Bing (vs. Boston) (2nd H playoffs)	Apr. 1, 1968
— Quarter	10	Don Ohl (vs. St. Louis) (3rd Q)	Feb. 18, 1962

Most Field Goals Attempted			
— Game	41	Bob Lanier (vs. Milwaukee)	Dec. 25, 1971
— Half	28	Dave Bing (vs. Boston) (2nd H playoffs)	Apr. 1, 1968
— Quarter	17	Dave Bing (vs. Boston) (4th Q playoffs)	Apr. 1, 1968

Most Free Throws			
— Game	20	George Yardley (@ St. Louis) Walter Dukes (@ Los Angeles)	Dec. 26, 1957 Jan. 19, 1961
— Half	12	Walter Dukes (vs. Minneapolis @ U-D)	Mar. 6, 1959
— Quarter	9	Dave Bing (vs. Boston) (4th Q)	Nov. 6, 1968

Most Free Throws Attempted			
— Game	24	George Yardley (@ St. Louis) Walter Dukes (@ Los Angeles)	Dec. 26, 1957 Jan. 19, 1961
— Half	17	Walter Dukes (vs. Minneapolis @ U-D) George Yardley (vs. Minneapolis @ Olympia) (2nd H)	Mar. 6, 1959 Dec. 25, 1957
— Quarter	15	George Yardley (vs. Minneapolis @ Olympia) (3rd Q)	Dec. 25, 1957

Most Total Rebounds			
— Game	33	Bob Lanier (vs. Seattle)	Dec. 22, 1972
— Half	21	Bailey Howell (vs. Los Angeles @ Olympia) (1st H)	Nov. 25, 1960
— Quarter	14	Ray Scott (vs. Philadelphia) (1st Q)	Dec. 20, 1961

Most Offensive Rebounds			
— Game	13	Earl Williams (@ Boston)	Jan. 23, 1976
— Half	7	Willie Norwood (vs. Los Angeles) (1st H) Bob Lanier (@ Golden State) (2nd H)	Dec. 12, 1973 Nov. 2, 1976
— Quarter	6	Willie Norwood (vs. Los Angeles) (2nd Q) Lindsay Hairston (vs. Golden State) (4th Q)	Dec. 12, 1973 Dec. 17, 1975

Most Defensive Rebounds			
— Game	18	Bob Lanier (@ Capital) Bob Lanier (@ Boston) Bob Lanier (vs. Milwaukee)	Jan. 18, 1974 Nov. 8, 1974 Nov. 13, 1974
— Half	13	Bob Lanier (vs. Milwaukee) (1st H)	Nov. 15, 1975
— Quarter	8	Bob Lanier (vs. Milwaukee) (2nd Q) Bob Lanier (vs. Portland) (3rd Q)	Nov. 13, 1974 Dec. 8, 1973

Most Assists			
— Game	20	Kevin Porter (vs. Boston)	Nov. 20, 1976
— Half	12	Dave Bing (vs. Buffalo) (2nd H)	Nov. 10, 1974
— Quarter	9	Dick McGuire (vs. Philadelphia) (1st Q @ Olympia) Donnis Butcher (vs. New York) (3rd Q) Kevin Porter (vs. Los Angeles) (3rd Q) Kevin Porter (@ Philadelphia) (2nd Q)	Jan. 27, 1958 Mar. 14, 1964 Jan. 9, 1977 Feb. 2, 1977

# All-Time Detroit Pistons Individual Records (Continued)

<b>Most Personal Fouls</b>			
— Half	6	Terry Dischinger (@ Philadelphia)	Dec. 12, 1969
— Quarter	5	Earl Lloyd (vs. St. Louis) (4th Q @ Olympia)	Dec. 20, 1958
<b>Most Turnovers</b>			
— Game	9	Eric Money (@ New York) Eric Money (vs. Phoenix)	Oct. 29, 1977 Feb. 1, 1978
<b>Most Steals</b>			
— Game	8	Chris Ford (vs. Golden State)	Mar. 25, 1977
— Half	6	Chris Ford (@ Chicago) (2nd H)	Mar. 26, 1976
— Quarter	5	Chris Ford (vs. Golden State)	Mar. 25, 1977
<b>Most Blocked Shots</b>			
— Game	9	Bob Lanier (vs. Denver)	Feb. 4, 1977
— Half	6	Bob Lanier (vs. Golden State) (2nd H playoffs)	Apr. 30, 1976
— Quarter	4	Howard Porter (vs. Philadelphia) (4th Q)	Dec. 19, 1975
<b>CONSECUTIVES</b>			
<b>Season</b>			
Consecutive Free Throws Made	37	Gene Shue (six games)	Dec. 10, 1960 to Jan. 1, 1961
Consecutive Games Played	267	Chris Ford	Feb. 15, 1975 to Apr. 3, 1978
<b>Game or Portion</b>			
Consecutive Field Goals	12	George Yardley (vs. Syracuse @ Olympia)	Feb. 18, 1958
Consecutive Free Throws	16	Gene Shue (@ New York) George Yardley (vs. Syracuse @ Olympia)	Nov. 10, 1961 Feb. 4, 1958

## Detroit Pistons Select Circle

### 50 POINTS OR MORE CLUB

Player	Opponent/Date	FG	FT	Pts.
Dave Bing	vs. Chicago, Feb. 21, 1971	22	10	54
George Yardley	vs. Syracuse, Feb. 4, 1958	18	16	52
George Yardley	at Boston, Jan. 15, 1958	19	13	51

### MOST POINTS BY POSITION

— Forward	52	George Yardley (vs. Syracuse)	Feb. 4, 1958
— Center	48	Bob Lanier (vs. Portland)	Nov. 28, 1972
— Guard	54	Dave Bing (vs. Chicago)	Feb. 21, 1971

# All-Time Opponent Records Against Detroit Pistons

## TEAM — ONE SEASON

Most Points Against	<b>9889</b>	1967-68
Most Field Goals Attempted Against	<b>8106</b>	1971-72
Most Field Goals Against	<b>3822</b>	1971-72
Most Free Throws Attempted Against	<b>2703</b>	1970-71
Most Free Throws Against	<b>2040</b>	1970-71
Most Offensive Rebounds Against	<b>1317</b>	1976-77
Most Defensive Rebounds Against	<b>2917</b>	1973-74
Most Rebounds Against	<b>4377</b>	1971-72
Most Assists Against	<b>2263</b>	1972-73
Most Steals Against	<b>902</b>	1977-78
Most Turnovers Against	<b>1828</b>	1976-77
Most Blocked Shots Against	<b>437</b>	1975-76

## TEAM — ONE GAME OR PORTION

Most Points Against			
— Game	<b>162</b>	at Syracuse	Feb. 8, 1963
— Half (1st)	<b>86</b>	at Syracuse	Feb. 21, 1961
— Half (2nd)	<b>87</b>	at Syracuse	Feb. 8, 1963
		at Cincinnati	Jan. 7, 1972
— Quarter (1st)	<b>46</b>	at Syracuse	Feb. 17, 1963
— Quarter (2nd)	<b>48</b>	at Syracuse	Feb. 12, 1961
— Quarter (3rd)	<b>51</b>	at Syracuse	Mar. 2, 1963
— Quarter (4th)	<b>53</b>	at Cincinnati	Jan. 7, 1972
Most Field Goals Against			
— Game	<b>65</b>	at St. Louis	Dec. 6, 1960
— Half	<b>40</b>	vs. Syracuse	Jan. 13, 1963
— Quarter	<b>21</b>	at Chicago (4th Q)	Feb. 8, 1968
Most Field Goals Attempted Against			
— Game	<b>136</b>	vs. Boston at New York (OT)	Nov. 15, 1960
— Half	<b>59</b>	vs. Philadelphia (2nd H)	Dec. 19, 1975
— Quarter	<b>35</b>	vs. Los Angeles	Jan. 9, 1966
Most Free Throws Against			
— Game	<b>47</b>	at Syracuse	Jan. 12, 1958
— Half	<b>26</b>	at Philadelphia	Jan. 5, 1969
		at Buffalo (2nd H)	Nov. 26, 1976
— Quarter	<b>15</b>	vs. Philadelphia (4th Q)	Nov. 24, 1976
Most Free Throws Attempted Against			
— Game	<b>60</b>	vs. Baltimore	Nov. 4, 1964
— Half	<b>37</b>	vs. Philadelphia (2nd H)	Nov. 24, 1976
— Quarter	<b>24</b>	vs. Philadelphia (4th Q)	Nov. 24, 1976
Most Rebounds Against			
— Game	<b>112</b>	at Boston	Dec. 24, 1960
— Half	<b>41</b>	at Houston (2nd H)	Jan. 27, 1977
— Quarter	<b>26</b>	at Houston (3rd Q)	Jan. 27, 1977
Most Offensive Rebounds Against			
— Game	<b>32</b>	vs. Philadelphia	Dec. 19, 1975
— Half	<b>17</b>	at Philadelphia (2nd H)	Nov. 2, 1974
		vs. Philadelphia (1st H)	Dec. 19, 1975
— Quarter	<b>12</b>	vs. Philadelphia (1st Q)	Dec. 19, 1975
Most Defensive Rebounds Against			
— Game	<b>54</b>	vs. Boston	Nov. 8, 1975
— Half	<b>28</b>	vs. Boston (1st H)	Nov. 8, 1975
— Quarter	<b>16</b>	vs. Boston (2nd Q)	Nov. 8, 1975
Most Assists Against			
— Game	<b>49</b>	at Los Angeles	Mar. 11, 1973
— Half	<b>28</b>	at Los Angeles	Mar. 11, 1973
— Quarter	<b>15</b>	at Los Angeles	Mar. 11, 1973
		at Denver (4th Q)	Mar. 20, 1977
Most Steals Against			
— Game	<b>22</b>	at Atlanta	Jan. 3, 1978
— Half	<b>11</b>	at Phoenix (2nd H)	Oct. 24, 1973
		at Portland (2nd H)	Oct. 30, 1976
		at Atlanta (1H, 2H)	Jan. 3, 1978
— Quarter	<b>9</b>	at Phoenix (3rd Q)	Jan. 13, 1978
Most Turnovers Against			
— Game	<b>31</b>	vs. Atlanta	Jan. 4, 1978
— Half	<b>20</b>	vs. Atlanta	Jan. 4, 1978
— Quarter	<b>11</b>	at Philadelphia	Oct. 19, 1977
		vs. Boston	Oct. 24, 1977
Most Blocked Shots Against			
— Game	<b>19</b>	at Los Angeles	Oct. 26, 1973
— Half	<b>10</b>	at Los Angeles (1st H)	Oct. 26, 1973
— Quarter	<b>8</b>	vs. Golden State (4th Q)	Dec. 17, 1975

# All-Time Individual Opponents Records Against Detroit Pistons

<b>Most Points</b>			
— Game	73	David Thompson, Denver	Apr. 9, 1978
— Half (1st)	53	David Thompson, Denver	Apr. 9, 1978
— Half (2nd)	33	Wilt Chamberlain, San Francisco (Overtime)	Feb. 11, 1964
— Quarter (1st)	32	David Thompson, Denver	Apr. 9, 1978
— Quarter (2nd)	22	Hal Greer, Philadelphia	Mar. 3, 1969
— Quarter (3rd)	20	Hal Greer, Philadelphia	Dec. 21, 1967
— Quarter (4th)	17	David Thompson, Denver	Mar. 1, 1977
<b>Most Field Goals</b>			
— Game	28	David Thompson, Denver	Apr. 9, 1978
— Half	20	David Thompson, Denver (1st H)	Apr. 9, 1978
— Quarter	13	David Thompson, Denver (1st Q)	Apr. 9, 1978
<b>Most Field Goals Attempted</b>			
— Game	50	Wilt Chamberlain, San Francisco (overtime)	Feb. 11, 1964
— Half	29	Wilt Chamberlain, San Francisco (overtime)	Feb. 11, 1964
— Quarter	18	Wilt Chamberlain, at Philadelphia	Mar. 3, 1960
<b>Most Free Throws</b>			
— Game	23	Nate Archibald, at Cincinnati (overtime)	Feb. 5, 1972
— Half	13	Ken Sears, New York (1st H @ Olympia)	Nov. 7, 1958
		Nate Archibald, at Cincinnati (overtime)	Feb. 5, 1972
		David Thompson, Denver (1st H)	Apr. 9, 1978
— Quarter	11	Frank Ramsey, Boston (3rd Q @ Olympia)	Dec. 3, 1957
<b>Most Free Throws Attempted</b>			
— Game	26	Earl Monroe, at Baltimore	Feb. 24, 1968
— Half	17	Wilt Chamberlain, Philadelphia (@ Olympia)	Jan. 23, 1960
		Wilt Chamberlain, Philadelphia (@ Olympia)	Dec. 3, 1960
		Wilt Chamberlain, San Francisco (2nd H, overtime)	Feb. 11, 1964
— Quarter	12	Jerry West, Los Angeles (3rd Q, playoff)	Apr. 3, 1962
<b>Most Total Rebounds</b>			
— Game	49	Bill Russell, Boston at Providence, R.I.	Mar. 11, 1965
— Half	23	Bill Russell, Boston (1st H)	Jan. 2, 1965
— Quarter	15	Wilt Chamberlain, San Francisco (4th Q)	Feb. 12, 1963
<b>Most Offensive Rebounds</b>			
— Game	13	George McGinnis, at Philadelphia	Oct. 19, 1977
— Half	8	George McGinnis, at Philadelphia (1st H)	Oct. 19, 1977
— Quarter	7	Sidney Wicks, Portland (1st Q)	Dec. 8, 1973
<b>Most Defensive Rebounds</b>			
— Game	20	Dave Cowens, Boston	Nov. 8, 1975
— Half	10	Dave Cowens, Boston (1st-2nd H)	Nov. 8, 1975
— Quarter	7	Dave Cowens, Boston (3rd Q)	Nov. 8, 1975
<b>Most Assists</b>			
— Game	21	Wilt Chamberlain, at Philadelphia	Feb. 2, 1968
		Guy Rodgers, at Milwaukee	Oct. 31, 1968
		Nate Archibald, Kansas City @ Omaha (overtime)	Dec. 15, 1972
— Half	11	Nate Archibald, Kansas City (@ Omaha (Overtime) (2nd H)	Dec. 15, 1972
		John McCarthy, at St. Louis (1st)	Mar. 8, 1960
— Quarter	11	John McCarthy, at St. Louis (1st)	Mar. 8, 1960
<b>Most Personal Fouls</b>			
— Quarter	5	Guy Sparrow, New York Knicks (4th Q)	Dec. 15, 1957
<b>Most Steals</b>			
— Game	9	Larry Steele, at Portland	Mar. 14, 1976
— Half	5	LeRoy Ellis, Philadelphia	Mar. 23, 1974
		Larry Steele, Portland (2nd H)	Jan. 16, 1976
		Larry Steele, at Portland (2nd H)	Mar. 14, 1976
— Quarter		No previous record kept	
<b>Most Turnovers</b>			
— Game	8	Many Players	
<b>Most Blocked Shots</b>			
— Game	11	Kareem Abdul-Jabbar, Los Angeles	Dec. 3, 1975
		Elvin Hayes, Washington	Mar. 3, 1978
— Half	7	George Johnson, Golden State (2nd H)	Dec. 17, 1975
		Elvin Hayes, Washington (1st H)	Mar. 3, 1978
— Quarter	7	George Johnson, Golden State (4th Q)	Dec. 17, 1975

# Home Records

(Home records in this section will be dealt with in three categories: Home High in the Detroit area, the Cobo Arena High and the Detroit Pistons High. Some records would cover all three categories. Silverdome Arena records will be listed in next season's guide.)

## One Team—Game

<b>Most Points</b>			
— Home High	162	Syracuse vs. Pistons	Feb. 8, 1963
— Cobo High	162	Syracuse vs. Pistons	Feb. 8, 1963
— Pistons High	158	Pistons vs. Chicago	Mar. 23, 1969
<b>Most Field Goals</b>			
— Home High	67	Pistons vs. Chicago	Mar. 23, 1969
— Cobo High	67	Pistons vs. Chicago	Mar. 23, 1969
— Pistons High	67	Pistons vs. Chicago	Mar. 23, 1969
<b>Most Field Goals Attempted</b>			
— Home High	142	Pistons vs. Boston (2 OT @ U-D)	Nov. 17, 1959
— Cobo High	129	Syracuse vs. Pistons	Jan. 24, 1962
— Pistons High	142	Pistons vs. Boston (2 OT @ U-D)	Nov. 17, 1959
<b>Most Free Throws</b>			
— Home High	50	Minneapolis vs. Cincinnati (@ Olympia)	Nov. 27, 1957
— Cobo High	44	Phoenix vs. Pistons	Mar. 9, 1971
— Pistons High	43	Pistons vs. San Francisco	Feb. 18, 1968
<b>Most Free Throws Attempted</b>			
— Home High	60	Baltimore vs. Pistons	Nov. 4, 1964
— Cobo High	60	Baltimore vs. Pistons	Nov. 4, 1964
— Pistons High	52	Pistons vs. Minneapolis (@ U-D)	Mar. 9, 1960
<b>Most Rebounds</b>			
— Home High	105	Pistons vs. St. Louis (@ Olympia)	Jan. 7, 1958
		Pistons vs. St. Louis (@ Olympia)	Dec. 7, 1960
— Cobo High	95	Los Angeles vs. Pistons	Jan. 9, 1966
— Pistons High	105	Pistons vs. St. Louis (@ Olympia)	Dec. 7, 1958
		Pistons vs. St. Louis (@ Olympia)	Jan. 7, 1960
<b>Most Offensive Rebounds</b>			
— Home High	34	Pistons vs. Los Angeles	Dec. 12, 1973
— Cobo High	34	Pistons vs. Los Angeles	Dec. 12, 1973
— Pistons High	34	Pistons vs. Los Angeles	Dec. 12, 1973
<b>Most Defensive Rebounds</b>			
— Home High	54	Boston vs. Pistons	Nov. 8, 1975
— Cobo High	54	Boston vs. Pistons	Nov. 8, 1975
— Pistons High	44	Pistons vs. Los Angeles	Jan. 9, 1974
<b>Most Assists</b>			
— Home High	45	Pistons vs. New York	Nov. 28, 1962
— Cobo High	45	Pistons vs. New York	Nov. 28, 1962
— Pistons High	45	Pistons vs. New York	Nov. 28, 1962
<b>Most Personal Fouls</b>			
— Home High	40	St. Louis vs. Pistons	Jan. 1, 1962
	40	Pistons vs. Los Angeles (playoff)	Apr. 3, 1962
— Cobo High	40	St. Louis vs. Pistons	Jan. 1, 1962
	40	Pistons vs. Los Angeles (playoff)	Apr. 3, 1962
— Pistons High	40	Pistons vs. Los Angeles (playoff)	Apr. 3, 1962
<b>Most Disqualifications</b>			
— Home High	4	Los Angeles vs. Pistons (playoff)	Apr. 3, 1962
	4	Pistons vs. Buffalo	Nov. 11, 1974
— Cobo High	4	Los Angeles vs. Pistons (playoff)	Apr. 3, 1962
	4	Pistons vs. Buffalo	Nov. 11, 1974
— Pistons High	4	Pistons vs. Buffalo	Nov. 11, 1974
<b>Most Steals</b>			
— Home High	20	Golden State vs. Pistons	Mar. 25, 1977
		Pistons vs. Phoenix	Feb. 1, 1978
— Cobo High	20	Golden State vs. Pistons	Mar. 25, 1977
		Pistons vs. Phoenix	Feb. 1, 1978
— Pistons High	20	Pistons vs. Phoenix	Feb. 1, 1978
<b>Most Turnovers</b>			
— Home High	34	vs. Atlanta	Jan. 4, 1978
— Cobo High	34	vs. Atlanta	Jan. 4, 1978
— Pistons High	34	vs. Atlanta	Jan. 4, 1978
<b>Most Blocked Shots</b>			
— Home High	16	Pistons vs. Denver	Oct. 22, 1977
— Cobo High	16	Pistons vs. Denver	Oct. 22, 1977
— Pistons High	16	Pistons vs. Denver	Oct. 22, 1977
<b>Most Consecutive Points</b>			
— Home High	18	Los Angeles vs. Pistons	Jan. 11, 1971
— Cobo High	18	Los Angeles vs. Pistons	Jan. 11, 1971
— Pistons High		No previous record kept	
<b>Most Consecutive Free Throws</b>			
— Home High	35	Chicago vs. Pistons	Mar. 3, 1968
— Cobo High	35	Chicago vs. Pistons	Mar. 3, 1968
— Pistons High	26	Pistons vs. Kansas City	Mar. 23, 1976

# Home Records (Continued)

## ONE TEAM — ONE HALF

<b>Most Points</b>			
— Home High	<b>87</b>	Syracuse vs. Pistons (2nd H)	Feb. 8, 1963
	<b>87</b>	Pistons vs. Cincinnati (2nd H)	Jan. 7, 1972
— Cobo High	<b>87</b>	Syracuse vs. Pistons (2nd H)	Feb. 8, 1963
	<b>87</b>	Pistons vs. Cincinnati (2nd H)	Jan. 7, 1972
— Pistons High	<b>87</b>	Pistons vs. Cincinnati (2nd H)	Jan. 7, 1972
<b>Most Field Goals</b>			
— Home High	<b>36</b>	Syracuse vs. Pistons (2nd H)	Feb. 8, 1963
— Cobo High	<b>36</b>	Syracuse vs. Pistons (2nd H)	Feb. 8, 1963
— Pistons High	<b>35</b>	Pistons vs. Cincinnati (2nd H @ Olympia)	Dec. 26, 1958
<b>Most Field Goals Attempted</b>			
— Home High	<b>77</b>	New York vs. Pistons (2nd H @ Olympia)	Jan. 22, 1958
— Cobo High	<b>70</b>	Syracuse vs. Pistons (2nd H)	Feb. 8, 1963
— Pistons High	<b>65</b>	Pistons vs. Boston (1st H @ U-D)	Nov. 17, 1959
<b>Most Free Throws</b>			
— Home High	<b>31</b>	Minneapolis vs. Cincinnati (1st H @ Olympia)	Nov. 27, 1957
— Cobo High	<b>27</b>	Pistons vs. Baltimore (2nd H)	Jan. 15, 1966
— Pistons High	<b>27</b>	Pistons vs. Baltimore (2nd H)	Jan. 15, 1966
<b>Most Free Throws Attempted</b>			
— Home High	<b>45</b>	Pistons vs. Baltimore (2nd H @ Olympia)	Jan. 15, 1966
— Cobo High	<b>45</b>	Pistons vs. Baltimore (2nd H)	Jan. 15, 1966
— Pistons High	<b>45</b>	Pistons vs. Baltimore (2nd H)	Jan. 15, 1966
<b>Most Rebounds</b>			
— Home High	<b>60</b>	New York vs. Pistons (1st H @ Olympia)	Jan. 22, 1957
— Cobo High	<b>55</b>	Los Angeles vs. Detroit (2nd H)	Jan. 9, 1966
— Pistons High	<b>52</b>	Pistons vs. Seattle (2nd H)	Jan. 19, 1968
<b>Most Offensive Rebounds</b>			
— Home High	<b>19</b>	Pistons vs. Los Angeles (1st H)	Dec. 12, 1973
— Cobo High	<b>19</b>	Pistons vs. Los Angeles (1st H)	Dec. 12, 1973
— Pistons High	<b>19</b>	Pistons vs. Los Angeles (1st H)	Dec. 12, 1973
<b>Most Defensive Rebounds</b>			
— Home High	<b>28</b>	Boston vs. Pistons (1st H)	Nov. 8, 1975
— Cobo High	<b>28</b>	Boston vs. Pistons (1st H)	Nov. 8, 1975
— Pistons High	<b>27</b>	Pistons vs. Kansas City (1st H)	Nov. 6, 1974
<b>Most Assists</b>			
— Home Game	<b>23</b>	Pistons vs. New York (2nd H)	Nov. 28, 1962
— Cobo High	<b>23</b>	Pistons vs. New York (2nd H)	Nov. 28, 1962
— Pistons High	<b>23</b>	Pistons vs. New York (2nd H)	Nov. 28, 1962
<b>Most Personal Fouls</b>			
— Home High	<b>25</b>	St. Louis vs. New York (1st H @ Olympia)	Oct. 23, 1957
— Cobo High	<b>23</b>	Pistons vs. St. Louis (1st H)	Jan. 1, 1962
— Pistons High	<b>23</b>	Pistons vs. St. Louis (1st H)	Jan. 1, 1962
<b>Most Steals</b>			
— Home High	<b>14</b>	Pistons vs. Phoenix (2nd H)	Feb. 1, 1978
— Cobo High	<b>14</b>	Pistons vs. Phoenix (2nd H)	Feb. 1, 1978
— Pistons High	<b>14</b>	Pistons vs. Phoenix (2nd H)	Feb. 1, 1978
<b>Most Turnovers</b>			
— Home High	<b>20</b>	Atlanta vs. Pistons (2nd H)	Jan. 4, 1978
— Cobo High	<b>20</b>	Atlanta vs. Pistons (2nd H)	Jan. 4, 1978
— Pistons High	<b>18</b>	Pistons vs. Atlanta (1st H)	Jan. 4, 1978
<b>Most Blocked Shots</b>			
— Home High	<b>10</b>	Pistons vs. Denver (2nd H)	Oct. 22, 1978
— Cobo High	<b>10</b>	Pistons vs. Denver (2nd H)	Oct. 22, 1978
— Pistons High	<b>10</b>	Pistons vs. Denver (2nd H)	Oct. 22, 1978
<b>Most Consecutive Free Throws</b>			
— Home High	<b>23</b>	Chicago vs. Pistons (2nd H)	Mar. 3, 1968
— Cobo High	<b>23</b>	Chicago vs. Pistons (2nd H)	Mar. 3, 1968
— Pistons High		No previous record kept	

# Home Records (Continued)

## ONE TEAM — ONE QUARTER

<b>Most Points</b>			
— Home High	53	Pistons vs. Cincinnati (4th Q)	Jan. 7, 1972
— Cobo High	53	Pistons vs. Cincinnati (4th Q)	Jan. 7, 1972
— Pistons High	53	Pistons vs. Cincinnati (4th Q)	Jan. 7, 1972
<b>Most Field Goals</b>			
— Home High	22	Pistons vs. Chicago (4th Q)	Mar. 23, 1969
— Cobo High	22	Pistons vs. Chicago (4th Q)	Mar. 23, 1969
— Pistons High	22	Pistons vs. Chicago (4th Q)	Mar. 23, 1969
<b>Most Field Goals Attempted</b>			
— Home High	45	Pistons vs. Los Angeles (4th Q)	Nov. 28, 1965
— Cobo High	45	Pistons vs. Los Angeles (4th Q)	Nov. 28, 1965
— Pistons High	45	Pistons vs. Los Angeles (4th Q)	Nov. 28, 1965
<b>Most Free Throws</b>			
— Home High	24	St. Louis vs. Syracuse (4th Q @ Olympia)	Dec. 21, 1957
— Cobo High	21	Pistons vs. Cincinnati (4th Q)	Jan. 7, 1972
— Pistons High	21	Pistons vs. Cincinnati (4th Q)	Jan. 7, 1972
<b>Most Free Throws Attempted</b>			
— Home High	29	St. Louis vs. Syracuse (4th Q @ Olympia)	Dec. 21, 1957
— Cobo High	26	San Francisco vs. Pistons (4th Q)	Feb. 18, 1968
— Pistons High	25	Pistons vs. Cincinnati (4th Q)	Jan. 7, 1972
<b>Most Rebounds</b>			
— Home High	38	Pistons vs. St. Louis (2nd Q @ Olympia)	Dec. 7, 1960
— Cobo High	36	Pistons vs. Seattle (4th Q)	Jan. 19, 1968
— Pistons High	38	Pistons vs. St. Louis (2nd Q @ Olympia)	Dec. 7, 1960
<b>Most Offensive Rebounds</b>			
— Home High	12	Philadelphia vs. Pistons (1st Q)	Dec. 19, 1975
— Cobo High	12	Philadelphia vs. Pistons (1st Q)	Dec. 19, 1975
— Pistons High	11	Pistons vs. Golden State (4th Q)	Dec. 17, 1975
<b>Most Defensive Rebounds</b>			
— Home High	16	Pistons vs. Seattle (1st Q)	Jan. 26, 1974
		Boston vs. Pistons (2nd Q)	Nov. 8, 1975
— Cobo High	16	Pistons vs. Seattle (1st Q)	Jan. 26, 1974
		Boston vs. Pistons (2nd Q)	Nov. 8, 1975
— Pistons High	16	Pistons vs. Seattle (1st Q)	Jan. 26, 1974
<b>Most Assists</b>			
— Home High	15	Pistons vs. New York (3rd Q)	Mar. 14, 1964
		Los Angeles vs. Pistons (4th Q)	Dec. 3, 1975
— Cobo High	15	Pistons vs. New York (3rd Q)	Mar. 14, 1964
		Los Angeles vs. Pistons (4th Q)	Dec. 3, 1975
— Pistons High	15	Pistons vs. New York (3rd Q)	Mar. 14, 1964
<b>Most Personal Fouls</b>			
— Home High	14	Pistons vs. St. Louis (2nd Q)	Jan. 1, 1962
		KC Omaha vs. Pistons (2nd Q)	Jan. 20, 1974
— Cobo High	14	Pistons vs. St. Louis (2nd Q)	Jan. 1, 1962
		KC Omaha vs. Pistons (2nd Q)	Jan. 20, 1974
— Pistons High	14	Pistons vs. St. Louis (2nd Q)	Jan. 1, 1962
<b>Most Steals</b>			
— Home High	8	Pistons vs. New Orleans (1st Q)	Jan. 10, 1976
		Pistons vs. Washington (3rd Q)	Feb. 20, 1976
		Pistons vs. Phoenix (4th Q)	Feb. 1, 1978
— Cobo High	8	Pistons vs. New Orleans (1st Q)	Jan. 10, 1976
		Pistons vs. Washington (3rd Q)	Feb. 20, 1976
		Pistons vs. Phoenix (4th Q)	Feb. 1, 1978
— Pistons High	8	Pistons vs. New Orleans (1st Q)	Jan. 10, 1976
		Pistons vs. Washington (3rd Q)	Feb. 20, 1976
		Pistons vs. Phoenix (4th Q)	Feb. 1, 1978
<b>Most Turnovers</b>			
— Home High	11	Many Times	
— Cobo High	11	Many Times	
— Pistons High	11	Pistons vs. Indiana (1st Q)	Dec. 3, 1977
		Pistons vs. Phoenix (2nd Q)	Feb. 1, 1978
<b>Most Blocked Shots</b>			
— Home High	8	Golden State vs. Pistons (4th Q)	Dec. 17, 1975
— Cobo High	8	Golden State vs. Pistons (4th Q)	Dec. 17, 1975
— Pistons High	6	Pistons vs. Los Angeles (3rd Q)	Dec. 3, 1975

# Home Records

(Home records in this section will be dealt with in three categories. Home High in the Detroit area, the Cobo Arena High and the Detroit Pistons High. Some records would cover all three categories. Silverdome Arena records will be listed in next season's guide.)

## Individual—Game

<b>Most Points</b>			
— Detroit	73	David Thompson, Denver vs. Detroit	Apr. 9, 1978
— Cobo Arena	73	David Thompson, Denver vs. Detroit	Apr. 9, 1978
— Pistons	54	Dave Bing vs. Chicago	Feb. 21, 1971
<b>Most Field Goals</b>			
— Detroit	28	David Thompson, Denver vs. Detroit	Apr. 9, 1978
— Cobo Arena	28	David Thompson, Denver vs. Detroit	Apr. 9, 1978
— Pistons	22	Dave Bing vs. Chicago	Feb. 21, 1971
<b>Most Field Goals Attempted</b>			
— Detroit	50	Wilt Chamberlain, San Francisco vs. Detroit (OT)	Feb. 11, 1964
— Cobo Arena	50	Wilt Chamberlain, San Francisco vs. Detroit (OT)	Feb. 11, 1964
— Pistons	41	Bob Lanier vs. Milwaukee	Dec. 25, 1971
<b>Most Free Throws</b>			
— Detroit	20	Jerry West, Los Angeles vs. Detroit (playoff)	Apr. 3, 1962
— Cobo Arena	20	Jerry West, Los Angeles vs. Detroit (playoff)	Apr. 3, 1962
— Pistons	19	Bailey Howell vs. Los Angeles (@ Olympia)	Nov. 25, 1960
<b>Most Free Throws Attempted</b>			
— Detroit	25	Wilt Chamberlain, Philadelphia vs. Detroit (@ Olympia)	Jan. 23, 1960
— Cobo Arena	23	Jerry West, Los Angeles vs. Detroit (playoff)	Apr. 3, 1962
— Pistons	21	Walter Dukes vs. Minneapolis (@ U-D)	Mar. 6, 1959
<b>Most Rebounds</b>			
— Detroit	37	Jerry Lucas, Cincinnati vs. Detroit	Jan. 20, 1965
— Cobo Arena	37	Jerry Lucas, Cincinnati vs. Detroit	Jan. 20, 1965
— Pistons	33	Bob Lanier vs. Seattle	Dec. 22, 1972
<b>Most Offensive Rebounds</b>			
— Detroit	10	Bob Lanier, Detroit vs. Portland	Dec. 8, 1973
		Moses Malone, Houston vs. Detroit	Jan. 21, 1977
		Leon Douglas, Detroit vs. New Orleans	Mar. 23, 1977
— Cobo Arena	10	Bob Lanier, Detroit vs. Portland	Dec. 8, 1973
		Moses Malone, Houston vs. Detroit	Jan. 21, 1977
		Leon Douglas, Detroit vs. New Orleans	Mar. 23, 1977
— Pistons	10	Bob Lanier vs. Portland	Dec. 8, 1973
		Leon Douglas, Detroit vs. New Orleans	Mar. 23, 1977
<b>Most Defensive Rebounds</b>			
— Detroit	20	Dave Cowens, Boston vs. Detroit	Nov. 8, 1975
— Cobo Arena	20	Dave Cowens, Boston vs. Detroit	Nov. 8, 1975
— Pistons	18	Bob Lanier vs. Milwaukee	Nov. 13, 1974
<b>Most Assists</b>			
— Detroit	20	Kevin Porter, Detroit vs. Boston	Nov. 20, 1977
— Cobo Arena	20	Kevin Porter, Detroit vs. Boston	Nov. 20, 1977
— Pistons	20	Kevin Porter, Detroit vs. Boston	Nov. 20, 1977
<b>Most Steals</b>			
— Detroit	8	Chris Ford, Detroit vs. Golden State	Mar. 25, 1977
— Cobo Arena	8	Chris Ford, Detroit vs. Golden State	Mar. 25, 1977
— Pistons	8	Chris Ford, Detroit vs. Golden State	Mar. 25, 1977
<b>Most Turnovers</b>			
— Detroit	9	Eric Money, Detroit vs. Phoenix	Feb. 1, 1978
— Cobo Arena	9	Eric Money, Detroit vs. Phoenix	Feb. 1, 1978
— Pistons	9	Eric Money vs. Phoenix	Feb. 1, 1978
<b>Most Blocked Shots</b>			
— Detroit	11	Abdul-Jabbar, Los Angeles vs. Detroit	Dec. 3, 1975
		Elvin Hayes, Washington vs. Detroit	Mar. 3, 1978
— Cobo Arena	11	Abdul-Jabbar, Los Angeles vs. Detroit	Dec. 3, 1975
		Elvin Hayes, Washington vs. Detroit	Mar. 3, 1978
— Pistons	9	Bob Lanier vs. Denver	Feb. 4, 1977
<b>Most Consecutive Field Goals</b>			
— Detroit	12	George Yardley, Detroit vs. Syracuse (@ Olympia)	Feb. 18, 1958
		Ken Sears, New York vs. Detroit (@ Olympia)	Nov. 7, 1958
		David Thompson, Denver vs. Detroit	Apr. 9, 1978
— Cobo Arena	12	David Thompson, Denver vs. Detroit	Apr. 9, 1978
— Pistons	11	Don Ohl vs. St. Louis	Feb. 18, 1962
		Bailey Howell vs. Syracuse	Mar. 3, 1963

### Individual — One Half

<b>Most Points</b>			
— Detroit	53	David Thompson, Denver vs. Detroit (1st H)	Apr. 9, 1978
— Pistons	37	Dave Bing vs. Boston (2nd H)	Apr. 1, 1968
<b>Most Field Goals</b>			
— Detroit	20	David Thompson, Denver vs. Detroit (1st H)	Apr. 9, 1978
— Pistons	16	Dave Bing vs. Boston (2nd H-playoff)	Apr. 1, 1968
<b>Most Field Goals Attempted</b>			
— Detroit	29	Wilt Chamberlain, San Francisco vs. Detroit (2nd H)	Feb. 11, 1964
— Cobo Arena	29	Wilt Chamberlain, San Francisco vs. Detroit (2nd H)	Feb. 11, 1964
— Pistons	28	Dave Bing vs. Boston (2nd H-playoff)	Apr. 1, 1968
<b>Most Free Throws</b>			
— Detroit	13	Bob Pettit, St. Louis vs. Minneapolis (2nd H-OT @ Olympia)	Jan. 17, 1958
		Ken Sears, New York vs. Detroit (1st H @ Olympia)	Nov. 7, 1958
		Walter Dukes, Detroit vs. Minneapolis (@ U-D)	Mar. 6, 1959
		David Thompson, Denver vs. Detroit (1st H)	Apr. 9, 1978
— Cobo Arena	13	David Thompson, Denver vs. Detroit, (1st H)	Apr. 9, 1978
— Pistons	12	Walter Dukes vs. Minneapolis (@ U-D)	Mar. 6, 1959
<b>Most Free Throws Attempted</b>			
— Detroit	17	George Yardley, Detroit vs. Minneapolis (2nd H @ Olympia)	Dec. 25, 1957
		Walter Dukes, Detroit vs. Minneapolis (@ U-D)	Mar. 6, 1959
		Wilt Chamberlain, Philadelphia vs. Detroit (@ Olympia)	Jan. 23, 1960
		Wilt Chamberlain, Philadelphia vs. Detroit (@ Olympia)	Dec. 3, 1960
— Cobo Arena	15	George McGinnis, Philadelphia vs. Detroit (2nd H)	Nov. 24, 1976
— Pistons	17	Walter Dukes vs. Minneapolis (@ U-D)	Mar. 6, 1959
		George Yardley vs. Minneapolis (2nd H @ Olympia)	Dec. 27, 1957
<b>Most Rebounds</b>			
— Detroit	23	Bill Russell, Boston vs. Detroit (1st H)	Jan. 2, 1965
— Cobo Arena	23	Bill Russell, Boston vs. Detroit (1st H)	Jan. 2, 1965
— Pistons	21	Bailey Howell vs. Los Angeles (1st H @ Olympia)	Nov. 25, 1960
<b>Most Offensive Rebounds</b>			
— Detroit	7	Sidney Wicks, Portland vs. Detroit (1st H)	Dec. 8, 1973
		Willie Norwood, Detroit vs. Los Angeles (1st H)	Dec. 12, 1973
— Cobo Arena	7	Sidney Wicks, Portland vs. Detroit (1st H)	Dec. 8, 1973
		Willie Norwood, Detroit vs. Los Angeles (1st H)	Dec. 12, 1973
— Pistons	7	Willie Norwood vs. Los Angeles (1st H)	Dec. 12, 1973
<b>Most Defensive Rebounds</b>			
— Detroit	13	Bob Lanier, Detroit vs. Milwaukee (1st H)	Nov. 15, 1975
— Cobo Arena	13	Bob Lanier, Detroit vs. Milwaukee (1st H)	Nov. 15, 1975
— Pistons	13	Bob Lanier vs. Milwaukee (1st H)	Nov. 15, 1975
<b>Most Assists</b>			
— Detroit	14	Kevin Porter, Detroit vs. Los Angeles (2nd H)	Jan. 9, 1977
— Cobo Arena	14	Kevin Porter, Detroit vs. Los Angeles (2nd H)	Jan. 9, 1977
— Pistons	14	Kevin Porter, Detroit vs. Los Angeles (2nd H)	Jan. 9, 1977
<b>Most Steals</b>			
— Detroit	6	Chris Ford, Detroit vs. Golden State (2nd H)	Mar. 25, 1977
— Cobo Arena	6	Chris Ford, Detroit vs. Golden State (2nd H)	Mar. 25, 1977
— Pistons	6	Chris Ford, Detroit vs. Golden State (2nd H)	Mar. 25, 1977
<b>Most Turnovers</b>			
— Detroit		No Previous Record	
— Cobo Arena		No Previous Record	
— Pistons		No Previous Record	
<b>Most Blocked Shots</b>			
— Detroit	7	George Johnson, Golden State vs. Detroit (2nd H)	Dec. 17, 1975
— Cobo Arena	7	George Johnson, Golden State vs. Detroit (2nd H)	Dec. 17, 1975
— Pistons	6	Bob Lanier vs. Golden State (2nd H playoffs)	Apr. 30, 1976
		Bob Lanier vs. Denver (1st H)	Feb. 4, 1977
<b>Most Consecutive Field Goals</b>			
— Detroit	12	George Yardley, Detroit vs. Syracuse (2nd H @ Olympia)	Feb. 18, 1958
		Ken Sears, New York vs. Detroit (2nd H @ Olympia)	Nov. 7, 1958
		David Thompson, Denver vs. Detroit (1st H)	Apr. 9, 1978
— Cobo Arena	12	David Thompson, Denver vs. Detroit (1st H)	Apr. 9, 1978
— Pistons	12	George Yardley vs. Syracuse (2nd H @ Olympia)	Feb. 18, 1958

### Individual/One Quarter

<b>Most Points</b>			
— Detroit	32	David Thompson, Denver vs. Detroit (1st Q)	Apr. 9, 1878
— Cobo Arena	32	David Thompson, Denver vs. Detroit (1st Q)	Apr. 9, 1878
— Pistons	23	George Yardley vs. Syracuse (3rd Q @ Olympia)	Feb. 18, 1958
<b>Most Field Goals</b>			
— Detroit	10	David Thompson, Denver vs. Detroit (1st Q)	Apr. 9, 1878
— Cobo Arena	10	David Thompson, Denver vs. Detroit (1st Q)	Apr. 9, 1878
— Pistons	10	Don Ohi vs. St. Louis (3rd Q)	Feb. 18, 1962
<b>Most Field Goals Attempted</b>			
— Detroit	17	Dave Bing, Detroit vs. Boston (4th Q-playoff)	Apr. 1, 1968
— Cobo Arena	17	Dave Bing, Detroit vs. Boston (4th Q-playoff)	Apr. 1, 1968
— Pistons	17	Dave Bing vs. Boston (4th Q-playoff)	Apr. 1, 1968
<b>Most Free Throws</b>			
— Detroit	11	Dick Schnittker, Minneapolis vs. Detroit (@ Olympia)	Nov. 15, 1957
		Frank Ramsey, Boston vs. Detroit (@ Olympia)	Dec. 3, 1957
— Cobo Arena	10	Jerry West, Los Angeles vs. Detroit (3rd Q-playoff)	Apr. 3, 1962
— Pistons	9	Dave Bing vs. Boston (4th Q)	Nov. 6, 1968
<b>Most Free Throws Attempted</b>			
— Detroit	15	George Yardley, Detroit vs. Minneapolis (3rd Q @ Olympia)	Dec. 25, 1957
— Cobo Arena	12	Jerry West, Los Angeles vs. Detroit (3rd Q-playoff)	Apr. 3, 1962
		Dave Bing, Detroit vs. Boston (4th Q)	Nov. 6, 1968
— Pistons	15	George Yardley, Detroit vs. Minneapolis (3rd Q @ Olympia)	Dec. 25, 1957
— Cobo Arena	12	Dave Bing vs. Boston (4th Q)	Nov. 6, 1968
		Lindsay Hairston vs. Golden State (4th Q)	Dec. 17, 1975
<b>Most Rebounds</b>			
— Detroit	15	Wilt Chamberlain, San Francisco vs. Detroit (4th Q)	Feb. 12, 1963
— Cobo Arena	15	Wilt Chamberlain, San Francisco vs. Detroit (4th Q)	Feb. 12, 1963
— Pistons	14	Ray Scott vs. Philadelphia (1st Q)	Dec. 20, 1961
<b>Most Offensive Rebounds</b>			
— Detroit	7	Sidney Wicks, Portland vs. Detroit (1st Q)	Dec. 8, 1973
— Cobo Arena	7	Sidney Wicks, Portland vs. Detroit (1st Q)	Dec. 8, 1973
— Pistons	6	Willie Norwood vs. Los Angeles (2nd Q)	Dec. 12, 1973
		Lindsay Hairston vs. Golden State (4th Q)	Dec. 17, 1975
<b>Most Defensive Rebounds</b>			
— Detroit	8	Bob Lanier, Detroit vs. Portland (3rd Q)	Dec. 8, 1973
		Bob Lanier, Detroit vs. Milwaukee (2nd Q)	Nov. 13, 1974
— Cobo Arena	8	Bob Lanier, Detroit vs. Portland (3rd Q)	Dec. 8, 1973
		Bob Lanier, Detroit vs. Milwaukee (2nd Q)	Nov. 13, 1974
— Pistons	8	Bob Lanier vs. Portland (3rd Q)	Dec. 8, 1973
		Bob Lanier vs. Milwaukee (2nd Q)	Nov. 13, 1974
<b>Most Assists</b>			
— Detroit	9	Dick McGuire, Detroit vs. Philadelphia (1st Q @ Olympia)	Jan. 27, 1958
		Donnis Butcher, Detroit vs. New York (3rd Q)	Mar. 14, 1964
		Kevin Porter, Detroit vs. Los Angeles (3rd Q)	Jan. 9, 1977
— Cobo Arena	9	Donnis Butcher, Detroit vs. New York (3rd Q)	Mar. 14, 1964
		Kevin Porter, Detroit vs. Los Angeles (3rd Q)	Jan. 9, 1977
— Pistons	9	Donnis Butcher vs. New York (3rd Q)	Mar. 14, 1964
		Dick McGuire vs. Philadelphia (1st Q @ Olympia)	Jan. 27, 1958
		Kevin Porter, Detroit vs. Los Angeles (3rd Q)	Jan. 9, 1977
<b>Most Personal Fouls</b>			
— Detroit	6	Roger Brown, Detroit vs. Golden State (4th Q)	Mar. 25, 1977
— Cobo Arena	6	Roger Brown, Detroit vs. Golden State (4th Q)	Mar. 25, 1977
— Pistons	6	Roger Brown, Detroit vs. Golden State (4th Q)	Mar. 25, 1977
<b>Most Steals</b>			
— Detroit	5	Chris Ford, Detroit vs. Golden State (4th Q)	Dec. 17, 1975
— Cobo Arena	5	Chris Ford, Detroit vs. Golden State (4th Q)	Dec. 17, 1975
— Pistons	5	Chris Ford, Detroit vs. Golden State (4th Q)	Dec. 17, 1975
<b>Most Turnovers</b>			
— Detroit		No Previous Record	
— Cobo Arena		No Previous Record	
— Pistons		No Previous Record	
<b>Most Blocked Shots</b>			
— Detroit	7	George Johnson, Golden State vs. Detroit (4th Q)	Dec. 17, 1975
— Cobo Arena	7	George Johnson, Golden State vs. Detroit (4th Q)	Dec. 17, 1975
— Pistons	4	Howard Porter vs. Philadelphia (4th Q)	Dec. 19, 1975
<b>Most Consecutive Field Goals</b>			
— Detroit	10	Don Ohi, Detroit vs. St. Louis (3rd Q)	Feb. 18, 1962
— Cobo Arena	10	Don Ohi, Detroit vs. St. Louis (3rd Q)	Feb. 18, 1962
— Pistons	10	Don Ohi vs. St. Louis (3rd Q)	Feb. 18, 1962

# Home Records

(Home records in this section will be dealt with in three categories: Home High in the Detroit area, the Cobo Arena High and the Detroit Pistons High. Some records would cover all three categories. Silverdome Arena records will be listed in next season's guide.)

## Two Teams

<b>Most Points</b>			
— Game	<b>297</b>	Detroit 135, Syracuse 162	Feb. 8, 1963
— Half	<b>165</b>	Detroit 87, Cincinnati 78 (2nd H)	Jan. 7, 1972
— Quarter	<b>96</b>	Detroit 53, Cincinnati 43 (1st Q)	Jan. 7, 1972
<b>Most Field Goals</b>			
— Game	<b>116</b>	Detroit 67, Chicago 49	Mar. 23, 1969
— Half	<b>63</b>	Detroit 33, Chicago 30 (2nd H)	Mar. 23, 1969
— Quarter	<b>37</b>	Detroit 22, Chicago 15 (4th Q)	Mar. 23, 1969
<b>Most Field Goals Attempted</b>			
— Game	<b>257</b>	Detroit 142, Boston 115 (2 OT @ U-D)	Nov. 17, 1959
— Half	<b>133</b>	Detroit 56, New York 77 (@ Olympia)	Jan. 22, 1958
— Quarter	<b>71</b>	New York 39, Los Angeles 32 (4th Q)	Nov. 2, 1960
— Game (Cobo)	<b>238</b>	Philadelphia 120, St. Louis 118	Jan. 18, 1962
— Detroit Game (Cobo)	<b>235</b>	Detroit 110, Los Angeles 125	Jan. 9, 1966
— Detroit Half (Cobo)	<b>130</b>	Detroit 63, Los Angeles 67 (2nd H)	Jan. 9, 1966
<b>Most Free Throws</b>			
— Game	<b>83</b>	Detroit 43, San Francisco 40	Feb. 18, 1968
— Half	<b>49</b>	Detroit 27, Baltimore 22 (2nd H)	Jan. 15, 1966
— Quarter	<b>33</b>	Detroit 15, San Francisco 18 (4th Q)	Feb. 18, 1968
		Detroit 21, Philadelphia 12 (2nd Q @ Olympia)	Dec. 14, 1960
<b>Most Free Throws Attempted</b>			
— Game	<b>114</b>	Detroit 55, San Francisco 59	Feb. 18, 1968
— Half	<b>72</b>	Detroit 32, San Francisco 40 (2nd H)	Feb. 18, 1968
— Quarter	<b>46</b>	Detroit 20, San Francisco 26 (4th Q)	Feb. 18, 1968
<b>Most Total Rebounds</b>			
— Game	<b>181</b>	Detroit 101, Boston 80 (@ U-D, 2 OT)	Nov. 17, 1969
— Half	<b>99</b>	Detroit 44, Los Angeles 55 (2nd H)	Jan. 9, 1966
— Quarter	<b>57</b>	Detroit 38, St. Louis 19 (2nd Q @ Olympia)	Dec. 7, 1960
— Game (Cobo)	<b>180</b>	Detroit 85, Los Angeles 95	Jan. 9, 1966
<b>Most Offensive Rebounds</b>			
— Game	<b>57</b>	Detroit 28, Indiana 29	Jan. 30, 1977
— Half	<b>30</b>	Detroit 14, Indiana 16 (2nd H)	Jan. 30, 1977
— Quarter	<b>17</b>	Detroit 5, Philadelphia 12 (1st Q)	Dec. 19, 1975
<b>Most Defensive Rebounds</b>			
— Game	<b>88</b>	Detroit 40, New Orleans 48	Nov. 1, 1974
— Half	<b>46</b>	Detroit 21, New Orleans 25 (1st H)	Nov. 1, 1974
— Quarter	<b>26</b>	Detroit 13, New Orleans 13 (3rd Q)	Nov. 1, 1974
<b>Most Assists</b>			
— Game	<b>63</b>	Detroit 45, New York 18	Nov. 28, 1962
— Half	<b>35</b>	Cincinnati 18, St. Louis 17 (2nd H @ Olympia)	Feb. 24, 1960
		St. Louis 20, Philadelphia 15 (1st @ Olympia)	Dec. 16, 1960
		Detroit 17, St. Louis 18 (2nd H)	Jan. 1, 1962
— Quarter	<b>22</b>	Cincinnati 11, St. Louis 11 (3rd Q @ Olympia)	Feb. 24, 1960
— at Cobo	<b>21</b>	Detroit 14, Boston 7 (1st Q)	Jan. 17, 1962
<b>Most Personal Fouls</b>			
— Game	<b>78</b>	Detroit 40, Los Angeles 38 (Playoff)	Apr. 3, 1962
— Half	<b>43</b>	Detroit 19, Boston 24 (@ Olympia)	Dec. 3, 1957
— Half at Cobo	<b>40</b>	Detroit 20, San Francisco 20 (2nd H)	Feb. 18, 1968
— Quarter	<b>26</b>	Detroit 14, St. Louis 12 (2nd Q)	Jan. 1, 1962
<b>Most Steals</b>			
— Game	<b>36</b>	Detroit 16, Golden State 20	Mar. 25, 1977
— Half	<b>22</b>	Detroit 14, Phoenix 8 (2nd H)	Feb. 1, 1978
— Quarter	<b>15</b>	Detroit 8, Phoenix 7 (4th Q)	Feb. 1, 1978
<b>Most Turnovers</b>			
— Game	<b>65</b>	Detroit 34, Atlanta 31	Jan. 4, 1978
— Half	<b>35</b>	Detroit 15, Atlanta 20 (2nd H)	Jan. 4, 1978
— Quarter	<b>20</b>	Detroit 10, Atlanta 10 (4th Q)	Jan. 4, 1978
<b>Most Blocked Shots</b>			
— Game	<b>26</b>	Detroit 13, Los Angeles 13	Dec. 3, 1975
— Half	<b>15</b>	Detroit 7, Los Angeles 8 (2nd H)	Dec. 3, 1975
— Quarter	<b>12</b>	Detroit 6, Los Angeles 6 (3rd Q)	Dec. 3, 1975



Dave Uchalik  
WGPR



John Cwikla  
WBRB



Mark Andrews  
WOMC



Mark Engel  
Basketball  
Weekly



Larry Donald  
Basketball  
Weekly



Rich Sheinwald  
AP Photo



John Hillery  
AP Photo



Larry Paladino  
AP



Rich Shook  
UPI



Dan Dmitruk  
UPI Photo



Barry Smades  
Oakland Press



Don Frost  
Oakland Press



Joe Thompson  
Oakland Press



Scott Scholten  
Grand Rapids  
Press



Jeff Mortimer  
Ann Arbor  
News



Don Howe  
WWJ Radio



Chuck Klonke  
Macomb Daily



Eli Zaret  
WJZZ Radio



Bob Reynolds  
WWJ Radio



Larry Osterman  
WWJ Radio



George Blaha  
Pistons  
Television



Tom Hemingway  
Pistons Radio



Jim Forrest  
WJR Radio



Frank Beckman  
WJR Radio



Vince Doyle  
WWJ Radio



Charlie Vincent  
Detroit Free Press



Al Ackerman  
WXYZ TV



Bob Page  
WXYZ TV



Larry Adderley  
WXYZ TV



Herb Boldt  
Detroit News



Bill Halls  
Detroit News



Jerry Green  
Detroit News



Pete Sark  
WFDF



Richard Lech  
The Times



Frank Saunders  
Michigan  
Chronicle



Ray Lane  
WJBK TV



Charlie Neal  
WJBK TV



Jim Price  
WJBK TV



Dean Howe  
Flint Journal



Doug Mintline  
Flint Journal



Dale Conquest  
WJR



Jim Brandstatter  
WDIV TV



Bruno Kearns  
Oakland Press

NOT AVAILABLE  
Bob Hillman - WJBK TV  
Chris McClure - WCAR AM  
John Bell - WTWR FM  
Kurt Schneider - WPON  
Dave Diles - WCAR AM

# They Cover the Pistons

# DETROIT PISTONS BROADCAST SCHEDULE



# WKBD TV ch50

## OCTOBER

- 13 NEW JERSEY (8:05 p.m.)
- 17 at New Orleans (8:35 p.m.)
- 20 PHILADELPHIA (8:05 p.m.)
- 25 CLEVELAND (8:05 p.m.)
- 31 at Portland (11 p.m.)

## NOVEMBER

- 2 SEATTLE (8:05 p.m.)
- 3 at Chicago (8:35 p.m.)
- 4 GOLDEN STATE (8:05 p.m.)
- 10 CHICAGO (8:05 p.m.)
- 15 LOS ANGELES (8:05 p.m.)
- 18 PHOENIX (8:05 p.m.)
- 24 ATLANTA (8:05 p.m.)
- 28 at Los Angeles (11 p.m.)
- 30 at Phoenix (9:30 p.m.)

## DECEMBER

- 5 BOSTON (8:05 p.m.)
- 7 CLEVELAND (8:05 p.m.)
- 8 at Indiana (8:05 p.m.)
- 15 WASHINGTON (8:05 p.m.)
- 21 INDIANA (8:05 p.m.)
- 23 SAN ANTONIO (8:05 p.m.)
- 29 SAN DIEGO (8:05 p.m.)
- 30 at Houston (9:05 p.m.)

## JANUARY

- 2 at San Diego (10:05 p.m.)
- 3 at Golden State (10:30 p.m.)
- 5 at Portland (11 p.m.)
- 9 at San Antonio (8:30 p.m.)
- 11 PORTLAND (8:05 p.m.)
- 18 PHOENIX (8:05 p.m.)
- 20 KANSAS CITY (8:05 p.m.)
- 25 LOS ANGELES (8:05 p.m.)
- 28 SAN DIEGO (11:45 p.m.)
- 31 NEW YORK (8:05 p.m.)

## FEBRUARY

- 1 at Cleveland (8:05 p.m.)
- 2 at Kansas City (9:05 p.m.)
- 6 at Houston (9:05 p.m.)
- 8 NEW JERSEY (8:05 p.m.)
- 10 NEW ORLEANS (8:05 p.m.)
- 16 HOUSTON (8:05 p.m.)
- 21 PHILADELPHIA (8:05 p.m.)
- 25 PORTLAND (6:45 p.m.)

## MARCH

- 3 NEW ORLEANS (8:05 p.m.)
- 7 SEATTLE (8:05 p.m.)
- 9 BOSTON (8:05 p.m.)
- 11 at Milwaukee (1:45 p.m.)
- 13 at Indiana (8:05 p.m.)
- 15 NEW YORK (8:05 p.m.)
- 17 INDIANA (8:05 p.m.)
- 20 at New Jersey (8 p.m.)
- 21 at Atlanta (7:35 p.m.)
- 23 WASHINGTON (8:05 p.m.)
- 25 at Washington (1:45 p.m.)
- 28 DENVER (8:05 p.m.)
- 30 at Los Angeles (11:30 p.m.)
- 31 at Seattle (10:30 p.m.)

## APRIL

- 3 at Golden State (10:30 p.m.)
- 5 at New Orleans (8:35 p.m.)
- 6 ATLANTA (8:05 p.m.)

## OCTOBER

- 14 at Atlanta (7:30 p.m.)
- 21 at Washington (8 p.m.)
- 28 at San Antonio (8:30 p.m.)

## NOVEMBER

- 11 at Philadelphia (8 p.m.)
- 12 at Boston (6 p.m.)
- 21 at New York (7:30 p.m.)

## DECEMBER

- 1 at Denver (9:30 p.m.)
- 12 at Cleveland (7:30 p.m.)
- 26 at Milwaukee (8:30 p.m.)

## JANUARY

- 16 at New York (7:30 p.m.)
- 26 at Denver (9:30 p.m.)

## FEBRUARY

- 7 at Philadelphia (8 p.m.)
- 27 at Chicago (8:30 p.m.)

## MARCH


- 16 at Boston (7:30 p.m.)



- Oct. 27 KANSAS CITY (8:05 p.m.)
- Nov. 8 MILWAUKEE (8:05 p.m.)
- Dec. 2 at San Diego (10:05 p.m.)
- Dec. 9 at Kansas City (9:05 p.m.)
- Dec. 27 HOUSTON (8:05 p.m.)
- Jan. 13 GOLDEN STATE (8:05 p.m.)
- Jan. 17 at New Jersey (8 p.m.)
- Feb. 14 DENVER (8:05 p.m.)
- Feb. 18 SAN ANTONIO (8:05 p.m.)
- Apr. 1 at Phoenix (7:45 p.m.)
- Apr. 8 CHICAGO (8:05 p.m.)

HOME GAMES IN CAPS. TIMES LISTED ARE TIPOFF TIMES.

# YOU DON'T HAVE TO LIFT A TOOTHBRUSH.



If you don't feel up to moving, don't move.

Call Bekins. We'll do it all for you.

We'll pack for you. And unpack.

We'll supply the boxes, the padding, the manpower. And also, the patience.

We'll give you a free estimate. Save you money by basing the cost on your needs. And in the long run, or short run, save you a lot of aggravation. Maybe even broken dishes.

We'll be there when you want us. And until then, we'll store your belongings.

We call all this full service.

You'll call it peace of mind. **We're careful, quick, and kind.**

## BEKINS


835 Stephenson Highway, Troy, Michigan 48084

Telephone: (313) 588 - 5200

23000 West 8 Mile Road, Southfield, Michigan 48034

Telephone: (313) 353 - 1600

DETROIT PISTONS  
**ReVitalize**ized



Detroit Pistons ☆ Pontiac Silverdome