

LIFT OFF

2024 - 2025
PRESEASON
MEDIA
GUIDE



GENERAL INFORMATION

Table of Contents

General Information

| | |
|------------------------------------------|---|
| Preseason History/Preseason Roster | 1 |
| Owner Tilman J. Fertitta | 2 |
| Basketball Ops/Head Coach Ime Udoka..... | 3 |
| Rockets 2024-25 Schedule | 4 |

Players (Roster as of 9/27/24)

| | |
|---------------------------|-------|
| Steven Adams | 5-7 |
| Dillon Brooks | 8-9 |
| N'Faly Dante | 10 |
| Tari Eason..... | 11-12 |
| Jalen Green | 13-14 |
| Jeff Green | 15-17 |
| Nate Hinton..... | 18-19 |
| Aaron Holiday | 20-21 |
| Jock Landale | 22-23 |
| Jack McVeigh | 24 |
| Jermaine Samuels Jr. | 25 |
| Alperen Sengun | 26-27 |
| Reed Sheppard | 28 |
| Jabari Smith Jr. | 29-30 |
| Jae'Sean Tate | 31-32 |
| Amen Thompson | 33-34 |
| Fred VanVleet..... | 35-37 |
| Cam Whitmore..... | 38 |
| Nate Williams..... | 39 |

2023-24 Season in Review

| | |
|------------------------------------------|-------|
| NBA Standings/Rockets Season Stats | 40 |
| Game-by-Game Results | 41-42 |
| Season-Highs | 43 |
| Season Breakdown | 44 |
| Game-by-Game Stats..... | 45-46 |
| Superlatives..... | 47 |
| Miscellaneous Stats..... | 48 |
| Quarter-by-Quarter Scoring..... | 49 |
| Miscellaneous Scoring..... | 50 |
| Individual League Leaders | 51 |
| Team League Leaders..... | 52-55 |

Preseason NBA Opponents

| | |
|----------------------------|----|
| Utah Jazz..... | 56 |
| Oklahoma City Thunder..... | 57 |
| New Orleans Pelicans | 58 |
| San Antonio Spurs..... | 59 |

Recent Preseason Records

| Year | Record |
|------|--------|
| 2000 | 4-3 |
| 2001 | 5-3 |
| 2002 | 4-3 |
| 2003 | 4-4 |
| 2004 | 3-4 |
| 2005 | 6-2 |
| 2006 | 5-2 |
| 2007 | 3-4 |
| 2008 | 5-2 |
| 2009 | 4-4 |
| 2010 | 4-4 |
| 2011 | 1-1 |
| 2012 | 5-2 |
| 2013 | 6-1 |
| 2014 | 6-2 |
| 2015 | 3-5 |
| 2016 | 5-2 |
| 2017 | 4-1 |
| 2018 | 4-1 |
| 2019 | 4-2 |
| 2020 | 3-1 |
| 2021 | 1-3 |
| 2022 | 3-1 |
| 2023 | 4-1 |

2024 Preseason Roster

[ROSTER AS OF 9/27/24]

NUMERICAL

| No. | Name | Pos. | Ht. | Wt. | Birthdate | Prior to NBA/Home Country | NBA Exp. |
|-----|----------------------|------|------|-----|-----------|------------------------------------------|----------|
| 00 | Jermaine Samuels Jr. | F | 6-7 | 230 | 11/13/98 | Villanova/USA | 1 |
| 0 | Aaron Holiday | G | 6-0 | 185 | 9/30/96 | UCLA/USA | 6 |
| 1 | Amen Thompson | G/F | 6-7 | 215 | 1/30/03 | Overtime Elite/USA | 1 |
| 2 | Jock Landale | C | 6-11 | 255 | 10/25/95 | St. Mary's (Calif.); Melbourne (NBL)/AUS | 3 |
| 3 | N'Faly Dante* | C | 6-11 | 265 | 10/19/01 | Oregon/Mali | R |
| 4 | Jalen Green | G | 6-6 | 183 | 2/9/02 | Fresno, Calif.; G League Ignite/USA | 3 |
| 5 | Fred VanVleet | G | 6-0 | 193 | 2/25/94 | Wichita State/USA | 8 |
| 7 | Cam Whitmore | G/F | 6-7 | 235 | 7/8/04 | Villanova/USA | 1 |
| 8 | Jae'Sean Tate | F | 6-5 | 226 | 10/28/95 | Ohio State; Sydney (NBL)/USA | 4 |
| 9 | Dillon Brooks | G/F | 6-7 | 220 | 1/22/96 | Oregon/Canada | 7 |
| 10 | Jabari Smith Jr. | F | 6-11 | 213 | 5/13/03 | Auburn/USA | 2 |
| 12 | Steven Adams | C | 6-11 | 265 | 7/20/93 | Pittsburgh/New Zealand | 11 |
| 15 | Reed Sheppard | G | 6-3 | 182 | 6/24/04 | Kentucky/USA | R |
| 17 | Tari Eason | F | 6-8 | 217 | 5/10/01 | Louisiana State/USA | 2 |
| 19 | Nate Williams* | G/F | 6-5 | 205 | 2/12/99 | Buffalo/USA | 2 |
| 28 | Alperen Sengun | C | 6-11 | 255 | 7/25/02 | Besiktas (TBSL)/Türkiye | 3 |
| 32 | Jeff Green | F | 6-8 | 235 | 8/28/86 | Georgetown/USA | 16 |
| 41 | Nate Hinton | G/F | 6-5 | 210 | 6/8/99 | Houston/USA | 3 |
| 58 | Jack McVeigh* | F | 6-7 | 205 | 6/27/96 | Nebraska; Tasmania (NBL)/Australia | R |

* Two-Way Contract

Head Coach: Ime Udoka

Assistant Coaches: Ben Sullivan, Royal Ivey, Garrett Jackson, Cam Hodges, Mike Moser, Will Dunn

Head Athletic Trainer/Director of Athlete Care & Science: Jason Biles

Director of Athletic Performance: Willie Cruz

PRONUNCIATIONS

Ime Udoka (ee-MAY ooh-DOH-ka)

Royal Ivey (roy-AL)

N'Faly Dante (nn-FALL-ee)

Tari Eason (TAR-ee)

Alperen Sengun (al-pah-ron shen-gün)

Jae'Sean Tate (JAY-shawn)

Amen Thompson (ah-Men)

Rockets Media Relations

Tracey Hughes(713) 758-7335
Vice President, Media & Player Relations traceyh@rocketball.com

Sean McCloskey(713) 758-7352
Sr. Manager, Media Relations seanm@rocketball.com

David Wolf(713) 758-7594
Manager, Media Relations..... davidw@rocketball.com

Tomorrow Huff(713) 758-7205
Sr. Coordinator, Media Relations..... tomorrowh@rocketball.com

Houston Rockets 2024 Preseason Guide

Cover Design:
Jose Lopez & Shay Villarreal

© 2024 Houston Rockets

All NBA and team insignia depicted in this publication are the property of NBA Properties, Inc. and the respective teams of the NBA and may not be reproduced for commercial purposes without the prior written consent of NBA Properties, Inc. The information contained in this publication was compiled by the Houston Rockets and is provided as a courtesy to our fans and the press and may be used only for personal or editorial purposes. Any commercial use of this information is prohibited without the prior written consent of the Houston Rockets.



More publications available at:

www.retroseasons.com/library/

OWNER: TILMAN J. FERTITTA

Tilman J. Fertitta, a Houston native, is an accomplished businessman and recognized as a world leader in the dining, hospitality, entertainment, and gaming industries and is referred by Forbes as “the world’s richest restaurateur.” Fertitta is the sole owner of Fertitta Entertainment which owns the restaurant giant Landry’s, Golden Nugget Hotel and Casinos, and the NBA’s Houston Rockets.

Through his restaurant and hospitality company Landry’s, Fertitta owns more than 600 properties in 36 states and in over 15 countries. He is also one of the largest employers in the nation with more than 50,000 employees. His restaurants include a signature collection of more than 60 award-winning restaurant concepts such as Catch, Mastro’s Steakhouse and Ocean Club, Morton’s The Steakhouse, Del Frisco’s Double Eagle Steakhouse, Palm, Chart House, Landry’s Seafood House, Rainforest Cafe, Saltgrass Steak House, Bubba Gump Shrimp Co. and many more.

He also owns and operates hospitality and entertainment venues, including the iconic Golden Nugget Hotel and Casino brand, currently with seven locations throughout the United States, including Las Vegas, Lake Tahoe and Laughlin, NV; Atlantic City, NJ; Biloxi, MS. Cripple Creek, CO and Lake Charles, LA. Fertitta also launched into the online internet gaming world in the state of New Jersey with GoldenNuggetCasino.com and has been recognized as the top iGaming operator in the country, receiving the top iGaming operator of the year award for four consecutive years, he rapidly expanded into other states across the US. Just recently, he merged Golden Nugget Online Gaming into DraftKings and remains one of DraftKings largest shareholders.

Fertitta’s hotel division boasts two Forbes Five-Star properties, the oceanfront property Montage Laguna Beach Resort Hotel and Texas’s only Forbes Five-Star Hotel and Spa, The Post Oak Hotel at Uptown Houston. Fertitta’s Post Oak Hotel encompasses Houston’s premiere luxury shopping destination, the River Oaks District, as well as Post Oak Motor Cars, an award-winning dealership home to Bentley, Rolls-Royce, and Bugatti. In addition, he owns the historic Hunting Inn in the East Hamptons, the AAA Four-Diamond award-winning The San Luis Resort, Spa and Convention Center, The Westin Houston Downtown, and many other notable regional hotels. His entertainment destinations include the Galveston Island Historic Pleasure Pier, Kemah Boardwalk, Downtown Aquarium Denver, Nashville and Houston and Tower of The Americas in San Antonio which are all featured on the Forbes, Travel Channel and USA Today’s top five lists of attractions.

Fertitta purchased the NBA’s Houston Rockets in 2017 for a record at the time of \$2.2 billion and is the sole owner of the team. During his first year as owner, the Rockets advanced to the Western Conference Finals and set the franchise record for the most wins in a single season.

An influential business figure, Fertitta starred in his own TV show on CNBC called Billion Dollar Buyer. Fertitta first debuted on the Forbes 400 list in 2012 and is frequently featured in the nation’s top financial and industry publications. He is also a frequent guest of prominent national business and sports programs on networks like CNBC, MSNBC, Bloomberg, ESPN, and Fox. He is considered one of the foremost authorities in the restaurant, gaming, entertainment and hospitality industries and released his first business book “Shut up and Listen” with HarperCollins Publishing in September 2019, which skyrocketed to New York Times, Wall Street Journal, USA Today and Publishers Weekly best sellers lists, as well as being listed as the #1 Business Book for new releases on Amazon within the first week.

Fertitta’s many personal honors include - Entrepreneur of the Year Award from Ernst & Young and induction into the Texas Business Hall of Fame as the second youngest inductee, Amusement Today’s Person of the Year, Casino Journal’s Executive of the Year and is one of Restaurant News’ top executives almost yearly. In honor of his contributions to the travel and tourism industry in Texas, Fertitta was the recipient of the Texas Travel Industry Association’s Heritage Award, Restaurateur of the Year by the Greater Houston Restaurant Association and named Executive of the Year by the Houston Sports Authority.



Fertitta believes in the importance of giving back to the community and devotes a substantial amount of time to civic service and charitable organizations. He is currently serving his tenth year as Chairman of the Board of Regents - University of Houston. In May 2022, Fertitta gave \$50 million to the University of Houston College of Medicine naming the school the Tilman J. Fertitta Family College of Medicine, bringing a new era of innovation and equitable health care to Houstonians and residents throughout Texas. In 2016, Fertitta contributed \$20 million dollars to fund the University of Houston Basketball team’s arena to be named “Fertitta Center,” which opened in December 2018. Additionally, he serves as Chairman of the Board - Houston Children’s Charity and Chairman of the Board – Houston Police Foundation. As a long-time supporter of the Houston Police Department, Fertitta donated \$2.5 million in 2019 to build The Tilman Fertitta Family Tactical Training Center helping the city’s officers and recruits with state-of-the-art technology and realistic, scenario-based training. He is also a lifetime Executive Committee member of the Houston Livestock Show and Rodeo, which is one of the nation’s largest charitable organizations.

BASKETBALL OPERATIONS/COACHING STAFF

Basketball Operations

| | |
|------------------------------------------------------------------------------------|---------------------------------------------------------------------------------------------------------------------------------------------------------------------------------------------------------------------------------------------------------------------------------------------------------------------------------------------------------------------------------------------------------------------------------------------------------------------------------------------------------------------------------------------------------------------------------------------------------------------------------------------------------------------------------------------------------------------------------------|
| General Manager..... | Rafael Stone |
| Executive Vice President of Basketball Operations & Assistant General Manager..... | Eli Witus |
| Head Coach..... | Ime Udoka |
| Assistant Coaches..... | Ben Sullivan, Royal Ivey, Garrett Jackson, Cam Hodges, Mike Moser, Will Dunn |
| Basketball Operations Staff..... | Francis Adu, Sam Berenberg, Jason Biles, Joseph Blair, Aaron Blackshear, Harley Borish, Josh Bostic, Daniel Bratulić, Aaron Bright, Matt Bullard, Ricky Canales, Willie Cruz, Jake Flancer, Motoki Fujii, Jeremy Garcia, Orhun Güngören, David Harvey, Adil Hassan, Jeremy Hassler, Elijah Hazekamp, Ross Homan, Neil Johnson, Keith Jones, Robbie Keck, Rodrick Kelly, Nicholas Kiriazis, Scott Kneller, Ed Kupfer, John Lucas, Matt McQuaid, Walker Miller, Jay Modi, Anthony Nila, Jim Paulis, Javier Pesquera, Ed Pinckney, Marko Radovanovic, Eddie Reed, Jason Roman, LJ Rose, Ben Rubin, Alex Santos, Joseph Square, Travis Stockbridge, Christian Vasquez, Chris Wallace, Kristin Williams, Cole Zwicker |
| Team Healthcare Provider..... | Memorial Hermann |
| Medical Staff..... | Dr. Rehal Bhojani, Dr. Bonnie Gregory, Dr. James Muntz, Dr. Felecia Powell-Williams, Dr. Rod J. Turner |



Head Coach Ime Udoka

Ime Udoka [ee-MAY ooh-DOH-ka] was named the 15th head coach in franchise history on April 25, 2023. The Rockets went 41-41 in 2023-24 after posting a 22-60 record in 2022-23, tying for the second-biggest increase in win total from one season to the next in franchise history. Udoka was named Western Conference Coach of the Month for March after guiding Houston to a 13-2 mark despite being without leading scorer and rebounder Alperen Sengun for the final 10 games. The Rockets led the league in 3-point defense and averaged a franchise-low in turnovers.

In his lone season as head coach of Boston in 2021-22, Udoka helped the Celtics bounce back from a .500 record the previous season to win 51 games, capped off with a run to the NBA Finals which included Game 7 victories over Milwaukee and Miami. Udoka's Celtics ranked first in the league in both field goal defense and fewest points allowed in 2021-22 after the team ranked 13th in defensive rating the previous season. He was a two-time winner of the Eastern Conference Coach of the Month award and finished fourth in voting for Coach of the Year.

Prior to becoming head coach of the Celtics, Udoka was an assistant coach on Gregg Popovich's San Antonio staff from 2012-13 through 2018-19, Brett Brown's Philadelphia staff in 2019-20 and Steve Nash's Brooklyn staff in 2020-21. Those teams made the playoffs in each of Udoka's nine seasons as an assistant, with the Spurs winning the title in 2013-14. Udoka was also a member of Popovich's staff for USA Basketball during the 2020 Tokyo Olympics and the 2019 FIBA World Cup.

As a player, Udoka spent parts of seven seasons in the NBA from 2003-04 through 2010-11 while appearing in 316 games with 80 starts. After going undrafted in 2000, he had brief stints with the Los Angeles Lakers and New York but spent most of his time in the NBA Development League and playing overseas.

In 2005-06, Udoka was named All-NBA Development League First Team and was the winner of the the Jason Collier Sportsmanship Award, which honors the player who best represents the ideals of character and conduct on and off the court. Udoka leveraged that success into his first full NBA season, which came as a 29-year-old for Portland in 2006-07. The following season, he helped the Spurs reach the Western Conference Finals. During his career, Udoka played for Popovich, Phil Jackson, Larry Brown, Nate McMillan and Paul Westphal.

Udoka, whose father was of Nigerian decent, represented the Nigerian national team and was the team's leading scorer at the 2006 FIBA World Championships. His sister, Mfon, played in the WNBA including for the Houston Comets in 2003.

NBA Coaching Career

| Season | Team | Role | Head Coach | Record | Playoffs |
|---------|--------------|-----------------|----------------|--------|----------------------------|
| 2012-13 | San Antonio | Assistant Coach | Gregg Popovich | 58-24 | Lost NBA Finals |
| 2013-14 | San Antonio | Assistant Coach | Gregg Popovich | 62-20 | Won NBA Finals |
| 2014-15 | San Antonio | Assistant Coach | Gregg Popovich | 55-27 | Lost First Round |
| 2015-16 | San Antonio | Assistant Coach | Gregg Popovich | 67-15 | Lost Conference Semifinals |
| 2016-17 | San Antonio | Assistant Coach | Gregg Popovich | 61-21 | Lost Conference Finals |
| 2017-18 | San Antonio | Assistant Coach | Gregg Popovich | 47-35 | Lost First Round |
| 2018-19 | San Antonio | Assistant Coach | Gregg Popovich | 48-34 | Lost First Round |
| 2019-20 | Philadelphia | Assistant Coach | Brett Brown | 43-30 | Lost First Round |
| 2020-21 | Brooklyn | Assistant Coach | Steve Nash | 48-24 | Lost Conference Semifinals |
| 2021-22 | Boston | Head Coach | | 51-31 | Lost NBA Finals |
| 2023-24 | Houston | Head Coach | | 41-41 | |

ROCKETS 2024-25 SCHEDULE

| PRESEASON | | | | |
|-----------------------------------------------------------------------|--------|------------------|-----------|---------------|
| DATE | DAY | OPPONENT | TIME (CT) | TV |
| Oct. 7 | Mon. | at Utah | 8 p.m. | SCHN |
| Oct. 9 | Wed. | at Oklahoma City | 7 p.m. | SCHN |
| Oct. 15 | Tues. | New Orleans | 7 p.m. | SCHN |
| Oct. 17 | Thurs. | San Antonio | 7 p.m. | SCHN |
| REGULAR SEASON | | | | |
| DATE | DAY | OPPONENT | TIME (CT) | TV |
| Oct. 23 | Wed. | Charlotte | 7 p.m. | SCHN |
| Oct. 25 | Fri. | Memphis | 7 p.m. | SCHN |
| Oct. 26 | Sat. | at San Antonio | 7:30 p.m. | SCHN |
| Oct. 28 | Mon. | at San Antonio | 7 p.m. | SCHN |
| Oct. 31 | Thurs. | at Dallas | 7:30 p.m. | SCHN |
| Nov. 2 | Sat. | Golden State | 7 p.m. | SCHN |
| Nov. 4 | Mon. | New York | 7:45 p.m. | SCHN |
| Nov. 6 | Wed. | San Antonio | 7 p.m. | SCHN |
| Nov. 8 | Fri. | at Oklahoma City | 7 p.m. | SCHN |
| Nov. 10 | Sun. | at Detroit | 2 p.m. | SCHN |
| Nov. 11 | Mon. | Washington | 7 p.m. | SCHN |
| Nov. 13 | Wed. | L.A. Clippers | 7 p.m. | SCHN |
| Nov. 15 | Fri. | L.A. Clippers* | 7 p.m. | SCHN |
| Nov. 17 | Sun. | at Chicago | 6 p.m. | SCHN |
| Nov. 18 | Mon. | at Milwaukee | 7 p.m. | SCHN / NBA TV |
| Nov. 20 | Wed. | Indiana | 7 p.m. | SCHN |
| Nov. 22 | Fri. | Portland* | 7 p.m. | SCHN |
| Nov. 23 | Sat. | Portland | 7 p.m. | SCHN |
| Nov. 26 | Tues. | at Minnesota* | 7 p.m. | SCHN |
| Nov. 27 | Wed. | at Philadelphia | 6 p.m. | SCHN |
| Dec. 1 | Sun. | Oklahoma City | 6 p.m. | SCHN |
| Dec. 3 | Tues. | at Sacramento* | 9 p.m. | SCHN |
| Dec. 5 | Thurs. | at Golden State | 9 p.m. | SCHN / NBA TV |
| Dec. 8 | Sun. | at L.A. Clippers | 8 p.m. | SCHN |
| Dec. 10-17: Emirates NBA Cup 2024 Knockout Rounds or TBD Games | | | | |
| Dec. 19 | Thurs. | New Orleans | 7 p.m. | SCHN |
| Dec. 22 | Sun. | at Toronto | 5 p.m. | SCHN |
| Dec. 23 | Mon. | at Charlotte | 6 p.m. | SCHN |
| Dec. 26 | Thurs. | at New Orleans | 7 p.m. | SCHN |
| Dec. 27 | Fri. | Minnesota | 7 p.m. | SCHN |
| Dec. 29 | Sun. | Miami | 6 p.m. | SCHN |
| Jan. 1 | Wed. | Dallas | 7 p.m. | SCHN |
| Jan. 3 | Fri. | Boston | 7 p.m. | SCHN |
| Jan. 5 | Sun. | L.A. Lakers | 6 p.m. | SCHN |
| Jan. 7 | Tues. | at Washington | 6 p.m. | SCHN |
| Jan. 9 | Thurs. | at Memphis | 7 p.m. | SCHN |
| Jan. 11 | Sat. | at Atlanta | 2 p.m. | SCHN |

| DATE | DAY | OPPONENT | TIME (CT) | TV |
|----------|--------|------------------|-----------|---------------|
| Jan. 13 | Mon. | Memphis | 7 p.m. | SCHN / NBA TV |
| Jan. 15 | Wed. | at Denver | 8 p.m. | SCHN |
| Jan. 16 | Thurs. | at Sacramento | 9 p.m. | TNT |
| Jan. 18 | Sat. | at Portland | 9 p.m. | SCHN |
| Jan. 20 | Mon. | Detroit | 1 p.m. | SCHN |
| Jan. 22 | Wed. | Cleveland | 7 p.m. | SCHN |
| Jan. 25 | Sat. | at Cleveland | 6:30 p.m. | SCHN |
| Jan. 27 | Mon. | at Boston | 6:30 p.m. | SCHN |
| Jan. 30 | Thurs. | at Memphis | 6:30 p.m. | TNT |
| Feb. 1 | Sat. | Brooklyn | 7 p.m. | SCHN |
| Feb. 3 | Mon. | at New York | 6:30 p.m. | SCHN / NBA TV |
| Feb. 4 | Tues. | at Brooklyn | 6:30 p.m. | SCHN |
| Feb. 6 | Thurs. | at Minnesota | 7 p.m. | SCHN |
| Feb. 8 | Sat. | at Dallas | 2 p.m. | SCHN |
| Feb. 9 | Sun. | Toronto | 1 p.m. | SCHN |
| Feb. 12 | Wed. | Phoenix | 7:30 p.m. | SCHN |
| Feb. 13 | Thurs. | Golden State | 7 p.m. | SCHN |
| Feb. 21 | Fri. | Minnesota | 7 p.m. | SCHN |
| Feb. 22 | Sat. | at Utah | 8:30 p.m. | SCHN |
| Feb. 25 | Tues. | Milwaukee | 7 p.m. | SCHN |
| Feb. 26 | Wed. | San Antonio | 8:30 p.m. | SCHN / ESPN |
| March 1 | Sat. | Sacramento | 7 p.m. | SCHN |
| March 3 | Mon. | at Oklahoma City | 7 p.m. | SCHN |
| March 4 | Tues. | at Indiana | 6 p.m. | SCHN |
| March 6 | Thurs. | at New Orleans | 7 p.m. | SCHN |
| March 8 | Sat. | New Orleans | 6 p.m. | SCHN |
| March 10 | Mon. | Orlando | 7 p.m. | SCHN |
| March 12 | Wed. | Phoenix | 7 p.m. | SCHN |
| March 14 | Fri. | Dallas | 7 p.m. | SCHN |
| March 15 | Sat. | Chicago | 7 p.m. | SCHN |
| March 17 | Mon. | Philadelphia | 7 p.m. | SCHN |
| March 19 | Wed. | at Orlando | 6 p.m. | SCHN |
| March 21 | Fri. | at Miami | 7 p.m. | SCHN |
| March 23 | Sun. | Denver | 6 p.m. | SCHN |
| March 25 | Tues. | Atlanta | 7 p.m. | SCHN |
| March 27 | Thurs. | at Utah | 8 p.m. | SCHN |
| March 30 | Sun. | at Phoenix | 8 p.m. | SCHN / NBA TV |
| March 31 | Mon. | at L.A. Lakers | 9:30 p.m. | SCHN / NBA TV |
| April 2 | Wed. | Utah | 7 p.m. | SCHN |
| April 4 | Fri. | Oklahoma City | 7 p.m. | SCHN |
| April 6 | Sun. | at Golden State | 7:30 p.m. | SCHN / NBA TV |
| April 9 | Wed. | at L.A. Clippers | 9:30 p.m. | SCHN |
| April 11 | Fri. | at L.A. Lakers | 9:30 p.m. | SCHN / NBA TV |
| April 13 | Sun. | Denver | 2:30 p.m. | SCHN |

* Denotes Emirates NBA Cup game

SCHN is Space City Home Network

NBA TV broadcasts are not available in the Houston area

All games are available on the radio broadcast home of the Houston Rockets, SportsTalk 790 KBME and NewsRadio 740 KTRH

All games are available in Spanish on TUDN 93.3 FM

#12 Steven Adams • C • 6-11/265 • 7/20/93 • Pitt./New Zealand • 11 Years Pro



| | 2023-24 Highs | Career Highs | Playoff Highs | | 2023-24 Highs | Career Highs | Playoff Highs |
|------|---------------|--------------------|-------------------|-----|---------------|-----------------------|---------------------|
| PTS | | 27 vs. Min 12/1/17 | 19 at Uta 4/27/18 | OR | | 13 vs. Sac 1/1/23 | 9 vs. Hou 8/31/20 |
| FGM | | 12 (2 times) | 9 at Uta 4/27/18 | DR | | 16 (2 times) | 14 at SA 5/2/16 |
| FGA | | 20 at Den 12/14/18 | 14 at Por 4/14/19 | TR | | 23 (2 times) | 17 at SA 5/2/16 |
| 3FGM | | 1 at NO 2/13/20 | | AST | | 10 vs. OKC 1/6/21 | 3 (7 times) |
| 3FGA | | 1 (15 times) | 1 (3 times) | STL | | 6 vs. Den 3/24/14 | 3 at Por 4/14/19 |
| FTM | | 8 (3 times) | 7 vs. GS 5/24/16 | BLK | | 6 vs. Hou 11/16/14 | 5 at Mem 5/1/14 |
| FTA | | 12 (3 times) | 9 (2 times) | MIN | | 50:59 at Phi 12/15/17 | 41:01 vs. SA 5/6/16 |

Career Transactions

Selected by Oklahoma City with the 12th overall pick in the 2013 NBA Draft... Traded by Oklahoma City to New Orleans as part of a four-team deal with Denver and Milwaukee on 11/23/20... Traded by New Orleans to Memphis as part of a three-team deal with Charlotte on 8/7/21... Traded by Memphis to Houston in exchange for guard Victor Oladipo and three future second round draft picks on 2/1/24.

Career Notes

2023-24 Notes/Career Highlights

- Began the season with Memphis and was acquired via trade by Houston 2/1/24.
- Last game played was for Memphis at Phoenix on 1/22/23... suffered a right posterior cruciate ligament injury in that game... underwent successful surgery on 11/8/23.
- Led the NBA in offensive rebounding in each of his past two seasons played (5.1 per in 2022-23 and 4.6 in 2021-22) and has the third-most offensive boards of any active player.
- Over his past six seasons played (2017-18 through 2022-23), averaged a league-best 4.5 offensive boards.

2022-23 (Memphis)

- In 42 games (all starts), averaged 8.6 ppg (59.7% FGs, 0-1 3FGs, 36.4% FTs), 11.5 rpg, 2.3 apg and 1.10 bpg in 27.0 mpg.
- Missed two games (11/7/22; 12/12/22) with right ankle soreness, one game (12/4/22) with right hip soreness, one game (1/8/23) due to illness and the final 36 games with a right knee PCL sprain suffered at Phoenix on 1/22/23.
- Became the second player in NBA history (Andre Drummond in 2020-21) to have averaged at least 8.0 ppg, 11.0 rpg and 2.0 apg while playing fewer than 28.0 mpg in a single season.
- Scored in double-figures 18 times and grabbed 10+ rebounds 27 times with 15 double-doubles.
- Grabbed 20+ rebounds in consecutive games vs. New Orleans on 12/31/22 and vs. Sacramento on 1/1/23.
- Averaged an NBA-high 5.1 offensive rebounds and grabbed 10+ four times, including a career-high 13 vs. Sacramento on 1/1/23.
- Playoffs 2023: Missed all six games of Memphis' First Round series vs. the L.A. Lakers due to injury.

Career Statistics

| REGULAR SEASON | | | | | | | | | | REBOUNDS | | | | | | | | | |
|----------------|-------------|----------------|--------------|------------------|-------------|-------------|-------------|------------------|-------------|-----------------------|-------------|----------------|------------|-------------|------------|-------------|------------|------------|------------|
| YEAR | | G-S | MIN | FGM-A | PCT | 3FGM-A | PCT | FTM-A | PCT | OFF-DEF-TOT | AST | PF-D | ST | TO | BLK | TP | RPG | APG | PPG |
| 2013-14 | Okla. City | 81-20 | 1197 | 93-185 | .503 | 0-0 | --- | 79-136 | .581 | 142-190-332 | 43 | 203-3 | 40 | 71 | 57 | 265 | 4.1 | 0.5 | 3.3 |
| 2014-15 | Okla. City | 70-67 | 1771 | 217-399 | .544 | 0-2 | --- | 103-205 | .502 | 199-324-523 | 66 | 222-3 | 38 | 99 | 86 | 537 | 7.5 | 0.9 | 7.7 |
| 2015-16 | Okla. City | 80-80 | 2014 | 261-426 | .613 | 0-0 | --- | 114-196 | .582 | 219-314-533 | 62 | 223-2 | 42 | 84 | 89 | 636 | 6.7 | 0.8 | 8.0 |
| 2016-17 | Okla. City | 80-80 | 2389 | 374-655 | .571 | 0-1 | --- | 157-257 | .611 | 281-332-613 | 86 | 195-1 | 89 | 146 | 78 | 905 | 7.7 | 1.1 | 11.3 |
| 2017-18 | Okla. City | 76-76 | 2487 | 448-712 | .629 | 0-2 | --- | 160-286 | .559 | 384-301-685 | 88 | 215-1 | 92 | 128 | 78 | 1056 | 9.0 | 1.2 | 13.9 |
| 2018-19 | Okla. City | 80-80 | 2669 | 481-809 | .595 | 0-2 | --- | 146-292 | .500 | 391-369-760 | 124 | 204-3 | 117 | 135 | 76 | 1108 | 9.5 | 1.6 | 13.9 |
| 2019-20 | Okla. City | 63-63 | 1680 | 283-478 | .592 | 1-3 | .333 | 117-201 | .582 | 207-376-583 | 146 | 122-1 | 51 | 94 | 67 | 684 | 9.3 | 2.3 | 10.9 |
| 2020-21 | New Orleans | 58-58 | 1604 | 189-308 | .614 | 0-3 | --- | 60-135 | .444 | 213-301-514 | 111 | 113-0 | 54 | 78 | 38 | 438 | 8.9 | 1.9 | 7.6 |
| 2021-22 | Memphis | 76-75 | 1998 | 210-384 | .547 | 0-1 | --- | 108-199 | .543 | 349-411-760 | 256 | 153-1 | 65 | 115 | 60 | 528 | 10.0 | 3.4 | 6.9 |
| 2022-23 | Memphis | 42-42 | 1133 | 157-263 | .597 | 0-1 | --- | 47-129 | .364 | 214-271-485 | 97 | 98-1 | 36 | 79 | 46 | 361 | 11.5 | 2.3 | 8.6 |
| TOTALS | | 706-641 | 18945 | 2713-4619 | .587 | 1-15 | .067 | 1091-2036 | .536 | 2599-3189-5788 | 1079 | 1748-16 | 624 | 1029 | 675 | 6518 | 8.2 | 1.5 | 9.2 |

| PLAYOFFS | | | | | | | | | | REBOUNDS | | | | | | | | | |
|---------------|------------|--------------|-------------|----------------|-------------|------------|------------|---------------|-------------|--------------------|-----------|--------------|-----------|-----------|-----------|------------|------------|------------|------------|
| YEAR | | G-S | MIN | FGM-A | PCT | 3FGM-A | PCT | FTM-A | PCT | OFF-DEF-TOT | AST | PF-D | ST | TO | BLK | TP | RPG | APG | PPG |
| 2013-14 | Okla. City | 18-0 | 331 | 31-45 | .689 | 0-0 | --- | 8-23 | .348 | 22-52-74 | 4 | 48-0 | 1 | 10 | 24 | 70 | 4.1 | 0.2 | 3.9 |
| 2015-16 | Okla. City | 18-18 | 553 | 68-111 | .613 | 0-1 | --- | 46-73 | .630 | 62-109-171 | 13 | 55-0 | 9 | 17 | 14 | 182 | 9.5 | 0.7 | 10.1 |
| 2016-17 | Okla. City | 5-5 | 157 | 18-28 | .643 | 0-0 | --- | 4-11 | .364 | 17-17-34 | 7 | 14-1 | 6 | 4 | 9 | 40 | 6.8 | 1.4 | 8.0 |
| 2017-18 | Okla. City | 6-6 | 200 | 27-46 | .587 | 0-0 | --- | 9-13 | .692 | 19-26-45 | 9 | 15-1 | 4 | 4 | 4 | 63 | 7.5 | 1.5 | 10.5 |
| 2018-19 | Okla. City | 5-5 | 159 | 28-42 | .667 | 0-1 | --- | 3-8 | .375 | 12-24-36 | 7 | 13-0 | 5 | 9 | 5 | 59 | 7.2 | 1.4 | 11.8 |
| 2019-20 | Okla. City | 7-7 | 210 | 31-52 | .596 | 0-1 | --- | 9-20 | .450 | 34-47-81 | 9 | 10-0 | 4 | 16 | 2 | 71 | 11.6 | 1.3 | 10.1 |
| 2021-22 | Memphis | 7-5 | 114 | 9-21 | .429 | 0-0 | --- | 6-11 | .545 | 15-30-45 | 15 | 12-0 | 1 | 4 | 1 | 24 | 6.4 | 2.1 | 3.4 |
| TOTALS | | 66-46 | 1724 | 212-345 | .614 | 0-3 | --- | 85-159 | .535 | 181-305-486 | 64 | 167-2 | 30 | 64 | 59 | 509 | 7.4 | 1.0 | 7.7 |

#12 Steven Adams • C • 6-11/265 • 7/20/93 • Pitt./New Zealand • 11 Years Pro

2021-22 (Memphis)

- In 76 games with 75 starts, averaged 6.9 ppg (54.7% FGs, 0-1 3FGs, 54.3% FTs), 10.0 rpg and 3.4 apg in 26.3 mpg.
- Missed three games for Health & Safety protocols (1/8-1/11/22), one game due to illness (1/13/22), one game (4/1/22) with left calf soreness and one game (4/10/22) with left ankle soreness.
- Ranked 12th in rebounding and first in offensive rebounding.
- Dating back to 1976-77, became the third player to have averaged at least 10.0 rpg and 3.0 apg while playing fewer than 30.0 mpg in a season.
- Scored in double-figures 19 times, including 20+ once and grabbed 10+ rebounds 39 times with 14 double-doubles.
- Playoffs 2022: Appeared in seven games with five starts during Memphis' run to the Conference Semifinals, averaging 3.4 ppg (42.9% FGs, 54.5% FTs), 6.4 rpg and 2.1 apg in 16.3 mpg... recorded one DNP-CD and missed three games due to Health & Safety protocols... had one double-double.

2020-21 (New Orleans)

- In 58 games (all starts), averaged 7.6 ppg (61.4% FGs, 0-3 3FGs, 44.4% FTs), 8.9 rpg and 1.9 apg in 27.7 mpg.
- Missed one game (2/1/21) with left calf tightness, two games (2/19-2/21/21) with a right ankle sprain, one game (4/2/21) with right ankle soreness and 10 games (4/26/21, 4/29/21-5/3/21; 5/7-5/16/21) with a right first MTP sprain.
- Scored in double-figures 20 times and grabbed 10+ rebounds 24 times.
- Had 13 double-doubles, including one triple-double (10 points, 11 rebounds, 10 assists) vs. Oklahoma City on 1/6/21.

2019-20 (Oklahoma City)

- In 63 games (all starts), averaged 10.9 ppg (59.2% FGs, 1-3 3FGs, 58.2% FTs), 9.3 rpg, 2.3 apg and 1.06 bpg in 26.7 mpg.
- Missed three games (10/30-11/2/19; 11/10/19) with a right knee contusion.
- Scored in double-figures 36 times, including 20+ six times and grabbed 10+ rebounds 31 times with 22 double-doubles.
- Playoffs 2020: Started all seven games of Oklahoma City's First Round series vs. Houston, averaging 10.1 ppg (59.6% FGs, 0-1 3FGs, 45.0% FTs), 11.6 rpg and 1.3 apg in 30.0 mpg... had two double-doubles.

2018-19 (Oklahoma City)

- In 80 games (all starts), averaged 13.9 ppg (59.5% FGs, 0-2 3FGs, 50.0% FTs), 9.5 rpg, 1.6 apg, 1.46 spg and 0.95 bpg in 33.4 mpg.
- Missed one game (10/28/18) with left calf tightness and one game (1/29/19) with a sore ankle.
- Scored 20+ points 13 times and grabbed 10+ rebounds 35 times with 29 double-doubles.
- Had 20 points and 23 rebounds at Sacramento on 12/19/18.
- Playoffs 2019: Started all five games of Oklahoma City's First Round series vs. Portland, averaging 11.8 ppg (66.7% FGs, 0-1 3FGs, 37.5% FTs), 7.2 rpg and 1.4 apg in 31.8 mpg.

2017-18 (Oklahoma City)

- In 76 games (all starts), averaged 13.9 ppg (62.9% FGs, 0-2 3FGs, 55.9% FTs), 9.0 rpg, 1.2 apg, 1.21 spg and 1.02 bpg in 32.7 mpg.
- Missed three games (11/10-11/15/17) with a right calf contusion, two games (12/16-12/18/17) for concussion protocol and one game (3/13/18) with a left hip contusion.
- Scored 20+ points 13 times and grabbed 10+ rebounds 35 times, including 28 double-doubles.
- Playoffs 2018: Started all six games of Oklahoma City's First Round series vs. Utah, averaging 10.5 ppg (58.7% FGs, 69.2% FTs), 7.5 rpg and 1.5 apg in 33.3 mpg... had one double-double.

2016-17 (Oklahoma City)

- Started 80 games (all starts), averaged 11.3 ppg (57.1% FGs, 0-1 3FGs, 61.1% FTs), 7.7 rpg, 1.1 apg, 1.11 spg and 0.98 bpg in 29.9 mpg.
- Missed two games (1/16-1/18/17) for concussion protocol.
- Scored 20+ points seven times and grabbed 10+ rebounds 26 times with 16 double-doubles.
- Playoffs 2017: Started all five games of Oklahoma City's First Round series vs. Houston, averaging 8.0 ppg (64.3% FGs, 36.4% FTs), 6.8 rpg, 1.4 apg, 1.20 spg and 1.80 bpg in 31.4 mpg.

2015-16 (Oklahoma City)

- In 80 games (all starts), averaged 8.0 ppg (61.3% FGs, 58.2% FTs), 6.7 rpg and 1.11 bpg in 25.2 mpg.
- Missed two games (1/22-1/24/16) with a right elbow strain.
- Scored in double-figures 25 times and grabbed 10+ rebounds 12 times with six double-doubles.
- Playoffs 2016: Started all 18 games during Oklahoma City's run to the Conference Finals, averaging 10.1 ppg (61.3% FGs, 0-1 3FGs, 63.0% FTs) and 9.5 rpg in 30.7 mpg... recorded five double-doubles.

2014-15 (Oklahoma City)

- In 70 games with 67 starts, averaged 7.7 ppg (54.4% FGs, 0-2 3FGs, 50.2% FTs), 7.6 rpg and 1.23 bpg in 25.3 mpg.
- Missed one game (1/25/15) with a migraine and 11 games (2/9-3/5/15) with a fourth metacarpal fracture in his right hand.
- Participated in the Rising Stars Challenge during All-Star Weekend.
- Scored in double-figures 22 times and grabbed 10+ rebounds 24 times with 10 double-doubles.

2013-14 (Oklahoma City)

- In 81 games with 20 starts, averaged 3.3 ppg (50.3% FGs, 58.1% FTs) and 4.1 rpg in 14.8 mpg.
- Recorded one DNP-CD.
- Participated in the Rising Stars Challenge during All-Star Weekend.
- Scored in double-figures three times... recorded one point/rebound double-double.
- Playoffs 2014: In 18 games during Oklahoma City's run to the Conference Finals, averaged 3.9 ppg (68.9% FGs and 4.1 rpg) in 18.4 mpg... recorded on double-double.

#12 Steven Adams • C • 6-11/265 • 7/20/93 • Pitt./New Zealand • 11 Years Pro


College

- Was an early entry candidate for the 2013 NBA Draft following his freshman season at Pittsburgh.
- In his lone season for the Panthers, averaged 7.2 ppg, 6.3 rpg and 2.0 bpg.
- Named to the Big East All-Rookie Team.

Personal

- One of four NBA players from New Zealand and was the first to be selected in the first round of the NBA Draft.
- One of 18 siblings... all of his brothers are at least 6'10" and his sisters are at least 6'5".
- Half-sister Dame Valerie was a two-time Olympic champion in the shot put (2008 and 2012).
- In 2011, played in New Zealand's National Basketball League and was named Rookie of the Year while helping the Wellington Saints win the championship.

#9 Dillon Brooks • G/F • 6-7/220 • 1/22/96 • Oregon/Canada • 7 Years Pro



| | 2023-24 Highs | Career Highs | Playoff Highs | | 2023-24 Highs | Career Highs | Playoff Highs |
|-------------|--------------------|---------------------|--------------------|------------|----------------------|----------------------|----------------------|
| PTS | 29 at Dal 4/7/24 | 37 vs. Por 12/19/21 | 31 at Uta 5/23/21 | OR | 4 at Mem 2/14/24 | 5 vs. NO 1/20/20 | 3 at Uta 5/23/21 |
| FGM | 10 at Mem 12/15/23 | 14 at OKC 4/11/18 | 13 at Uta 5/23/21 | DR | 6 (4 times) | 8 vs. Det 4/8/18 | 5 at GS 5/9/22 |
| FGA | 23 vs. Bos 1/21/24 | 30 at BKN 11/20/22 | 28 at GS 5/13/22 | TR | 10 at Mem 2/14/24 | 10 at Mem 2/14/24 | 7 at Uta 5/23/21 |
| 3FGM | 6 (2 times) | 6 (6 times) | 7 at GS 5/13/22 | AST | 5 (2 times) | 8 (2 times) | 8 at GS 5/9/22 |
| 3FGA | 15 vs. Bos 1/21/24 | 15 (2 times) | 15 at GS 5/13/22 | STL | 5 vs. Cha 11/1/23 | 5 vs. Cha 11/1/23 | 3 at GS 5/13/22 |
| FTM | 7 (2 times) | 11 vs. Det 4/8/18 | 7 (2 times) | BLK | 2 (2 times) | 3 vs. Mil 3/4/21 | 2 at Uta 5/23/21 |
| FTA | 7 (3 times) | 14 vs. Det 4/8/18 | 10 vs. Min 4/16/22 | MIN | 42:35 at OKC 3/27/24 | 42:35 at OKC 3/27/24 | 40:55 at LAL 4/24/23 |

Career Transactions

Selected by Houston with the 45th overall pick in the 2017 NBA Draft; rights were traded to Memphis in exchange for a future second round pick... Signed an extension with Memphis on 2/5/20... Acquired by Houston via a sign-and-trade with Memphis as part of a larger five-team deal also involving Atlanta, the L.A. Clippers and Oklahoma City on 7/8/23.

Career Notes

2023-24 Notes/Career Highlights

- In 72 games (all starts) for Houston, averaged 12.7 ppg (42.8% FGs, 35.9% 3FGs, 84.4% FTs), 3.4 rpg and 1.7 apg in 30.9 mpg.
- Missed nine games (12/27/23-1/12/24) with a right oblique strain and one game (4/14/24) with left adductor soreness.
- Scored 20+ 12 times.
- Hit 2+ 3FGM 38 times, including 3+ 19 times and 4+ nine times.
- Shot a career-best 49.2% inside-the-arc.
- Shot 84.4% from the foul line and is shooting 80.2% for his career.
- Recorded his first career double-double with 19 points and 10 rebounds at Memphis on 2/14/24.
- Recorded 2+ steals 17 times, including a career-best 5 vs. Charlotte on 11/1/23.
- Over the past five seasons, was one of seven players with at least 200 games played to have averaged at least 15.0 ppg while playing fewer than 30.0 mpg.

2022-23 (Memphis)

- In 73 games (all starts), averaged 14.3 ppg (39.6% FGs, 32.6% 3FGs, 77.9% FTs), 3.3 rpg and 2.6 apg in 30.3 mpg.
- Missed three games (10/19-10/22/22) with left thigh soreness, one game (1/14/23) with right ankle soreness, one game (4/4/23) with right hip soreness, one game (4/9/23) with right groin soreness and three games (2/5/23, 3/5/23, 3/22/23) due to league suspension.
- Named NBA All-Defensive Second Team.
- Scored 20+ points 12 times, including 30+ four times.
- Hit 2+ 3FGM 36 times, including 3+ 22x, 4+ 14x and 5+ 6x.
- Recorded multiple steals 14 times.
- Playoffs 2023: Started all six games of the Grizzlies First Round series vs. the L.A. Lakers while averaging 10.5 ppg (31.2% FGs, 23.8% 3FGs, 71.4% FTs), 3.0 rpg and 1.8 apg in 27.8 mpg.

Career Statistics

| REGULAR SEASON | | | | REBOUNDS | | | | | | | | | | | | | | | |
|----------------|---------|----------------|--------------|------------------|-------------|-----------------|-------------|-----------------|-------------|----------------------|------------|----------------|------------|------------|------------|-------------|------------|------------|-------------|
| YEAR | | G-S | MIN | FGM-A | PCT | 3FGM-A | PCT | FTM-A | PCT | OFF-DEF-TOT | AST | PF-D | ST | TO | BLK | TP | RPG | APG | PPG |
| 2017-18 | Memphis | 82-74 | 2350 | 340-772 | .440 | 94-264 | .356 | 124-166 | .747 | 49-208-257 | 135 | 233-3 | 73 | 124 | 17 | 898 | 3.1 | 1.6 | 11.0 |
| 2018-19 | Memphis | 18-0 | 330 | 49-122 | .402 | 15-40 | .375 | 22-30 | .733 | 9-22-31 | 16 | 50-0 | 10 | 19 | 4 | 135 | 1.7 | 0.9 | 7.5 |
| 2019-20 | Memphis | 73-73 | 2112 | 435-1068 | .407 | 147-411 | .358 | 164-203 | .808 | 68-175-243 | 150 | 278-10 | 63 | 124 | 27 | 1181 | 3.3 | 2.1 | 16.2 |
| 2020-21 | Memphis | 67-67 | 1997 | 432-1031 | .419 | 128-372 | .344 | 159-195 | .815 | 53-143-196 | 157 | 237-6 | 78 | 119 | 26 | 1151 | 2.9 | 2.3 | 17.2 |
| 2021-22 | Memphis | 32-31 | 885 | 227-526 | .432 | 46-149 | .309 | 90-106 | .849 | 29-73-102 | 88 | 105-0 | 36 | 50 | 8 | 590 | 3.2 | 2.8 | 18.4 |
| 2022-23 | Memphis | 73-73 | 2214 | 392-991 | .396 | 143-439 | .326 | 120-154 | .779 | 45-199-244 | 189 | 240-6 | 65 | 104 | 16 | 1047 | 3.3 | 2.6 | 14.3 |
| 2023-24 | Houston | 72-72 | 2227 | 329-768 | .428 | 133-370 | .359 | 124-147 | .844 | 53-193-246 | 119 | 241-7 | 64 | 88 | 10 | 915 | 3.4 | 1.7 | 12.7 |
| TOTALS | | 417-390 | 12114 | 2204-5278 | .418 | 706-2045 | .345 | 803-1001 | .802 | 306-1013-1319 | 854 | 1384-32 | 389 | 628 | 108 | 5917 | 3.2 | 2.0 | 14.2 |
| PLAYOFFS | | | | REBOUNDS | | | | | | | | | | | | | | | |
| YEAR | | G-S | MIN | FGM-A | PCT | 3FGM-A | PCT | FTM-A | PCT | OFF-DEF-TOT | AST | PF-D | ST | TO | BLK | TP | RPG | APG | PPG |
| 2020-21 | Memphis | 5-5 | 175 | 50-97 | .515 | 8-20 | .400 | 21-26 | .808 | 5-16-21 | 11 | 17-1 | 7 | 9 | 2 | 129 | 4.2 | 2.2 | 25.8 |
| 2021-22 | Memphis | 11-11 | 335 | 60-172 | .349 | 25-72 | .347 | 16-25 | .640 | 8-22-30 | 30 | 36-1 | 11 | 22 | 3 | 161 | 2.7 | 2.7 | 14.6 |
| 2022-23 | Memphis | 6-6 | 167 | 24-77 | .312 | 10-42 | .238 | 5-7 | .714 | 3-15-18 | 11 | 20-0 | 1 | 7 | 0 | 63 | 3.0 | 1.8 | 10.5 |
| TOTALS | | 22-22 | 677 | 134-346 | .387 | 43-134 | .321 | 42-58 | .724 | 16-53-69 | 52 | 73-2 | 19 | 38 | 5 | 353 | 3.1 | 2.4 | 16.0 |

#9 Dillon Brooks • G/F • 6-7/220 • 1/22/96 • Oregon/Canada • 7 Years Pro

2021-22 (Memphis)

- In 32 games with 31 starts, averaged 18.4 ppg (43.2% FGs, 30.9% 3FGs, 84.9% FTs), 3.2 rpg, 2.8 apg and 1.13 spg in 27.7 mpg.
- Missed 11 games (10/20-11/8/21; 11/12/21) for left hand fracture recovery/maintenance, two games (11/20-11/22/21) with right hamstring soreness, seven games (12/9/21; 12/26/21-1/4/22) for health & safety protocols, 28 games (1/9-3/11/22; 3/24/22) with a left ankle sprain/management, and two games (4/5/22; 4/10/22) with right hip soreness.
- Scored 20+ points 16 times, including 30+ twice... scored 20+ in a career-best five straight games from 12/11-12/19/21, capped off with a career-high 37 points vs. Portland on 12/19/21.
- Playoffs 2022: Started 11 games during the Grizzlies run to the Conference Semifinals while averaging 14.6 ppg (34.9% FGs, 34.7% 3FGs, 64.0% FTs), 2.7 rpg, 2.7 apg and 1.00 spg in 30.5 mpg... served a league suspension for Game 3 of the Conference Semifinals vs. Golden State for a play which occurred during Game 2... scored 20+ points four times, including 30 in Game 6 against the Warriors.

2020-21 (Memphis)

- In 67 games (all starts), averaged 17.2 ppg (41.9% FGs, 34.4% 3FGs, 81.5% FTs), 2.9 rpg, 2.3 apg and 1.16 spg in 29.8 mpg.
- Missed three games (2/9-2/22/21) with right thigh soreness, one game (4/19/21) with left thigh soreness and one game (5/14/21) with left knee soreness.
- Scored 20+ points 25 times, including 30+ twice... averaged 19.1 ppg on 44.8% shooting (37.0% 3FGs) over his final 32 games played... hit 2+ 3FGM 37 times, including 3+ 20 times.
- In two Play-In games, averaged 19.0 ppg, 4.5 rpg, 3.0 apg and 2.00 spg in 42.5 mpg.
- Playoffs 2021: Started all five games of the Grizzlies First Round series vs. Utah while averaging 25.8 ppg (51.5% FGs, 40.0% 3FGs, 80.8% FTs), 4.2 rpg, 2.2 apg and 1.40 spg in 35.0 mpg... scored 20+ points in all five games, which were the first in his playoff career.

2019-20 (Memphis)

- In 73 games (all starts), averaged 16.2 ppg (40.7% FGs, 35.8% 3FGs, 80.8% FTs), 3.3 rpg and 2.1 apg in 28.9 mpg.
- Played in all possible games, including the NBA Restart in Orlando, during which he averaged 20.1 ppg.
- Scored 20+ points 26 times, including 30+ four times... hit 2+ 3FGM 40 times, including 3+ 26 times.
- Had 20 points in the Play-In game vs. Portland.

2018-19 (Memphis)

- In 18 games, averaged 7.5 ppg (40.2% FGs, 37.5% 3FGs, 73.3% FTs) and 1.7 rpg in 18.3 mpg.
- Missed 21 games (11/12-12/21/18) with a grade II left MCL sprain suffered vs. Philly on 11/10/18 and the final 43 games of the season (1/7-4/10/19) with a ruptured ligament in his right big toe suffered at San Antonio on 1/5/19.

2017-18 (Memphis)

- Appeared in all 82 games with 74 starts, while averaging 11.0 ppg (44.0% FGs, 35.6% 3FGs, 74.7% FTs), 3.1 rpg and 1.6 apg in 28.7 mpg... was the only rookie to have played all 82 games.
- Competed in the Rising Stars Challenge during All-Star Weekend.
- Scored 20+ points seven times, including 30+ once... averaged 17.0 ppg on 44.9% shooting over the final 20 games of the season.
- Summer 2017: In six games for Memphis at the NBA Summer League in Las Vegas, averaged 12.2 ppg (46.6% FGs, 35.3% 3FGs, 68.4% FTs), 3.7 rpg, 1.7 apg and 1.5 spg in 23.0 mpg.

College

- Was an early entry candidate for the 2017 NBA Draft following his junior season at Oregon.
- Was a two-time All-Pac-12 First Team member and conference player of the year in his final season.

Personal

- Born in Canada but finished his high school career at Findlay Prep in Henderson, Nevada.
- Member of the Canadian Senior National Team and competed in the 2024 Paris Olympics.
- Helped Canada win bronze at the 2023 FIBA World Cup, marking its first medal in the history of the event... set the all-time Canadian scoring record for the competition with 39 points vs. Team USA in the bronze medal game... named Best Defender by FIBA.

#3 N’Faly Dante • C • 6-11/265 • 10/19/01 • Oregon/Mali • Rookie



| | 2023-24 Highs | Career Highs | Playoff Highs | | 2023-24 Highs | Career Highs | Playoff Highs |
|------|---------------|--------------|---------------|-----|---------------|--------------|---------------|
| PTS | | | | OR | | | |
| FGM | | | | DR | | | |
| FGA | | | | TR | | | |
| 3FGM | | | | AST | | | |
| 3FGA | | | | STL | | | |
| FTM | | | | BLK | | | |
| FTA | | | | MIN | | | |

Career Transactions

Not selected in the 2024 NBA Draft... signed a two-way contract with Houston on 7/9/24.

Career Notes

2023-24 Notes/Career Highlights

- Summer 2024: Started all five games for Houston at the NBA Summer League in Vegas, averaging 3.6 ppg (52.9% FGs, 0-2 FTs) and 5.2 rpg in 13.2 mpg.

College

- Was eligible for the 2024 NBA Draft following his graduate season at Oregon.
- In his final season with the Ducks, averaged 17.0 ppg, 9.2 rpg, 1.6 apg, 1.9 bpg and 1.7 spg while shooting 69.5% from the floor.
- In two NCAA tournament games last season, averaged 25.5 ppg, 13.0 rpg, 2.5 apg, 2.0 spg and 2.0 bpg... had 28 points and 20 boards in the Round of 32 vs. Creighton.
- Dating back to 1985-86, was the ninth Division I player to have averaged at least 17.0 ppg, 9.0 rpg, 1.5 bpg and 1.5 spg in a season while shooting 60.0% or better from the floor... list includes Shaquille O’Neal and David Robinson.
- Named All-Pac-12 First Team in each of his final two seasons and was a Pac-12 All-Defensive Team selection in 2023-24.

Personal

- Born in Bamako which is the capitol of Mali located in West Africa.
- Attended Sunrise Christian Academy in Kansas prior to enrolling at Oregon.
- Competed for Team World in the Nike Hoops Summit in 2018 and 2019.
- Played for Mali in the 2016 FIBA Under-17 World Championship.
- First name is pronounced " nn-FALL-ee."

#17 Tari Eason • F • 6-8/217 • 5/10/01 • Louisiana State/USA • 2 Years Pro



| | 2023-24 Highs | Career Highs | Playoff Highs | | 2023-24 Highs | Career Highs | Playoff Highs |
|-------------|---------------------|---------------------|---------------|------------|-----------------------|-----------------------|---------------|
| PTS | 25 vs. Mem 12/13/23 | 25 vs. Mem 12/13/23 | | OR | 6 vs. Mem 12/13/23 | 12 vs. OKC 2/1/23 | |
| FGM | 10 vs. Mem 12/13/23 | 10 vs. Mem 12/13/23 | | DR | 10 vs. SA 12/11/23 | 10 vs. SA 12/11/23 | |
| FGA | 16 (2 times) | 21 vs. OKC 2/1/23 | | TR | 14 (2 times) | 14 (2 times) | |
| 3FGM | 3 vs. Mem 12/13/23 | 4 vs. Chi 3/11/23 | | AST | 4 vs. OKC 12/6/23 | 5 at Tor 11/9/22 | |
| 3FGA | 5 vs. SA 12/11/23 | 6 at Bos 12/27/22 | | STL | 5 vs. Pho 12/7/23 | 5 (2 times) | |
| FTM | 3 (2 times) | 7 at OKC 2/4/23 | | BLK | 2 (6 times) | 3 (3 times) | |
| FTA | 5 (2 times) | 10 at OKC 2/15/23 | | MIN | 33:17 at Cle 12/18/23 | 34:30 vs. Bos 3/13/23 | |

Career Transactions

Selected by Houston with the 17th overall pick in the 2022 NBA Draft.

Career Notes

2023-24 Notes/Career Highlights

- In 22 games for Houston, averaged 9.8 ppg (46.6% FGs, 36.0% 3FGs, 63.6% FTs), 7.0 rpg, 1.2 apg and 1.41 spg in 21.8 mpg.
- Missed 60 games (10/25-11/6/23, 11/20/23, 12/20-12/22/23, 1/3-4/14/24) due to a left lower leg injury... underwent successful left tibia surgery on 3/4/24.
- Rockets were 12-10 when he played.
- Only player in NBA history to have averaged at least 9.0 ppg, 7.0 rpg and 1.40 spg while playing fewer than 25.0 mpg in a season.
- Per 36 minutes played, was the only player to have averaged at least 16.0 ppg, 11.0 rpg, 2.00 bpg and 1.00 spg in 2023-24.
- Had three double-doubles and has 10 for his career (all point/rebound).
- Had a defensive FG% of .431, down from .487 as a rookie in 2022-23.
- Recorded 2+ steals in each of his final 8 games played after doing so once prior in 2023-24.
- Second player (Antoine Walker) to have reached his totals of points, rebounds, assists, steals, blocks and 3FGM through the first 104 games of a career.
- Dating back to 1997-98, is the fifth player to have at least 240 offensive rebounds and 125 steals through the first 104 games played of a career.
- Summer 2023: In two games for Houston at the NBA Summer League in Vegas, averaged 23.0 ppg, 9.5 rpg, 4.0 apg and 3.0 bpg in 31.3 mpg.

Career Statistics

| REGULAR SEASON | | REBOUNDS | | | | | | | | | | | | | | | | | |
|----------------|---------|--------------|-------------|----------------|-------------|---------------|-------------|----------------|-------------|--------------------|------------|--------------|------------|------------|-----------|------------|------------|------------|------------|
| YEAR | G-S | MIN | FGM-A | PCT | 3FGM-A | PCT | FTM-A | PCT | OFF-DEF-TOT | AST | PF-D | ST | TO | BLK | TP | RPG | APG | PPG | |
| 2022-23 | Houston | 82-5 | 1767 | 296-660 | .448 | 59-172 | .343 | 109-145 | .752 | 195-301-496 | 88 | 189-0 | 96 | 101 | 47 | 760 | 6.0 | 1.1 | 9.3 |
| 2023-24 | Houston | 22-0 | 480 | 88-189 | .466 | 18-50 | .360 | 21-33 | .636 | 46-107-153 | 27 | 51-0 | 31 | 20 | 19 | 215 | 7.0 | 1.2 | 9.8 |
| TOTALS | | 104-5 | 2247 | 384-849 | .452 | 77-222 | .347 | 130-178 | .730 | 241-408-649 | 115 | 240-0 | 127 | 121 | 66 | 975 | 6.2 | 1.1 | 9.4 |

2022-23 (Houston)

- Appeared in all 82 games with five starts while averaging 9.3 ppg (44.8% FGs, 34.3% 3FGs, 75.2% FTs), 6.0 rpg, 1.1 apg and 1.17 spg in 21.5 mpg.
- First Rockets rookie to have played an entire 82-game season since Luis Scola in 2007-08.
- Was an NBA All-Rookie Team Second Team selection.
- Per 36 minutes played, averaged 15.5 ppg, 10.1 rpg, 2.0 spg and 1.0 bpg.
- Became the fourth player to have averaged at least 9.0 ppg, 6.0 rpg and 1.00 spg in fewer than 22.0 mpg in a single season and just the second going back to 1981-82 (Nikola Jokic in 2015-16).
- Fifth rookie to have recorded at least 450 rebounds, 90 steals, 40 blocks and 50 3-pointers joining Carmelo Anthony, Larry Bird, Lamar Odom and Antoine Walker.
- Became the third player to have at least 190 offensive rebounds and 90 steals while playing fewer than 1,800 minutes in a season (DeJuan Blair in 2010-11; George Lynch in 1993-94).
- Grabbed 10+ rebounds 10 times with seven double-doubles.
- Ranked second among rookies with 1.17 steals and was 13th in the NBA in steal-to-turnover ratio (0.95)... recorded multiple steals 24 times.
- Had 2+ steals in four straight games from 11/7-11/14/22, tying for the second-longest streak by a Rockets rookie back to 1983-84 (Steve Francis; 6 games from 2/27-3/9/00).
- Had 20 points and 13 rebounds (12 offensive) in 19 minutes of play vs. Oklahoma City on 2/1/23... dating back to 1982-83, was the second player with at least 20 points and 13 boards in fewer than 20 minutes.
- Summer 2022: Started all five games for Houston at the NBA Summer League in Las Vegas, while averaging 17.2 ppg (44.7% FGs, 33.3% 3FGs, 78.6% FTs), 10.4 rpg, 1.6 apg, 1.8 spg and 1.0 bpg in 27.4 mpg... named All-Summer League First Team.

College

- Was an early entry candidate for the 2022 NBA Draft following his sophomore season at Louisiana State... spent his freshman season at Cincinnati.
- As a sophomore, averaged 16.9 ppg, 6.6 rpg, 1.9 spg and 1.1 bpg while shooting 52.1% from the floor and 80.3% from the line.
- Increased his scoring average from 7.3 ppg (46.2% FGs, 24.1% 3FGs, 57.4% FTs) as a freshman to 16.9 ppg (52.1% FGs, 35.9% 3FGs, 80.3% FTs) as a sophomore.
- Became the first player in SEC history to be named Sixth Man of the Year while also earning All-SEC First Team honors... also earned AP Honorable Mention All-American honors.
- In 2021-22, was one of four Division I players to have averaged at least 16.0 ppg, 6.0 rpg, 1.50 spg and 1.00 bpg.
- In his final season, was one of four freshmen or sophomores to have averaged at least 15.0 ppg while shooting 50.0% or better from the floor and 80.0% or better from the line.
- Was one of 10 semifinalists for the Naismith Defensive Player of the Year Award.

Personal

- Mother is Teroya Eason... has three brothers: Tega, Angel, Avante.
- Attended Garfield High School in Seattle as a freshman and sophomore... transferred to Federal Way High School his junior season before returning to Garfield as a senior... was coached by former NBA All-Star Brandon Roy at Garfield.
- Had 21 points and 14 rebounds to help Garfield win the 3A Washington State championship as a senior, defeating O'Dea High School and Paolo Banchero.

#4 Jalen Green • G • 6-6/183 • 2/9/02 • Fresno, Calif./USA • 3 Years Pro



| | 2023-24 Highs | Career Highs | Playoff Highs | | 2023-24 Highs | Career Highs | Playoff Highs |
|-------------|-------------------|--------------------|---------------|------------|----------------------|----------------------|---------------|
| PTS | 42 at Was 3/19/24 | 42 (2 times) | | OR | 3 vs. LAL 1/29/24 | 3 (4 times) | |
| FGM | 15 (2 times) | 16 vs. Cha 1/18/23 | | DR | 12 at Atl 2/10/24 | 12 at Atl 2/10/24 | |
| FGA | 28 at Pho 2/29/24 | 29 vs. Bos 3/13/23 | | TR | 14 at Atl 2/10/24 | 14 at Atl 2/10/24 | |
| 3FGM | 7 (4 times) | 8 vs. Bos 10/24/21 | | AST | 10 at Atl 2/10/24 | 10 at Atl 2/10/24 | |
| 3FGA | 17 at Pho 2/29/24 | 17 at Pho 2/29/24 | | STL | 3 (4 times) | 4 at Orl 2/25/22 | |
| FTM | 11 (2 times) | 15 at Phi 2/13/23 | | BLK | 2 (4 times) | 2 (6 times) | |
| FTA | 14 at Uta 3/29/24 | 17 at Phi 2/13/23 | | MIN | 46:22 at OKC 3/27/24 | 46:36 vs. Uta 3/2/22 | |

Career Transactions

Selected by Houston with the second overall pick in the 2021 NBA Draft.

Career Notes

2023-24 Notes/Career Highlights

- Started all 82 games for Houston, averaging 19.6 ppg (42.3% FGs, 33.2% 3FGs, 80.4% FTs), 5.2 rpg and 3.5 apg in 31.7 mpg.
- Named Western Conference Player of the Week for games played from 3/11-3/17/24.
- One of six players to have started all possible 82 games for his team.
- Was only player within the first three seasons of a career in 2023-24 to have averaged at least 18.0 ppg, 4.0 rpg, 3.0 apg and 2.0 3FGM.
- Over the final 41 games, averaged 22.1 ppg (44.3% FGs), 5.7 rpg, 4.0 apg and 1.02 spg after averaging 17.1 ppg (39.8% FGs), 4.6 rpg, 3.1 apg and 0.58 spg the first 41 games.
- Scored 20+ points 39 times, including 30+ 13x and 40+ twice.
- Hit 2+ 3FGM 53 times, including 3+ 31 times, 4+ 22 times and 5+ 13 times.
- Had 7 double-doubles, including a triple-double at Atlanta on 2/10/24, after not having any prior in his career.
- Averaged 22.3 ppg (45.0% FGs) in wins and 17.0 (39.2% FGs) in losses.
- Became the sixth player to have recorded at least 4,000 points and 500 3FGM within the first 220 games played of a career, joining Luka Dončić, Anthony Edwards, Damian Lillard, Donovan Mitchell and Trae Young.
- Dating back to 2000-01, is one of 12 players 22 or younger to have averaged at least 17.0 ppg in each of their first three seasons joining Carmelo Anthony, Cade Cunningham, Luka Dončić, Kevin Durant, Anthony Edwards, Kyrie Irving, LeBron James, Ja Morant, Karl-Anthony Towns, Zion Williamson and Trae Young.
- One of nine players to have averaged at least 2.4 3FGM and 4.0 FTA through the first three seasons of a career joining Luka Dončić, Anthony Edwards, Paul George, James Harden, Damian Lillard, Donovan Mitchell, Jayson Tatum and Trae Young.
- Dating back to 1997-98, is one of 11 players to have reached his totals of points, rebounds and assists through the first 225 games played of a career (Vince Carter, Dončić, Anthony Edwards, Blake Griffin, Steve Francis, LeBron James, Ja Morant, Brandon Roy, Dwyane Wade and Zion Williamson).
- One of four players (Luka Dončić, Anthony Edwards, Damian Lillard and Donovan Mitchell) to have recorded at least 4,000 points and 500 3FGM within the first three seasons of a career.

Career Statistics

| REGULAR SEASON | | | | | | | | | | | | REBOUNDS | | | | | | | |
|----------------|---------|----------------|-------------|------------------|-------------|-----------------|-------------|-----------------|-------------|--------------------|------------|--------------|------------|------------|-----------|-------------|------------|------------|-------------|
| YEAR | | G-S | MIN | FGM-A | PCT | 3FGM-A | PCT | FTM-A | PCT | OFF-DEF-TOT | AST | PF-D | ST | TO | BLK | TP | RPG | APG | PPG |
| 2021-22 | Houston | 67-67 | 2138 | 406-954 | .426 | 157-458 | .343 | 188-236 | .797 | 33-193-226 | 176 | 103-0 | 44 | 135 | 18 | 1157 | 3.4 | 2.6 | 17.3 |
| 2022-23 | Houston | 76-76 | 2602 | 566-1359 | .416 | 187-554 | .338 | 364-463 | .786 | 43-241-284 | 281 | 131-1 | 59 | 200 | 18 | 1683 | 3.7 | 3.7 | 22.1 |
| 2023-24 | Houston | 82-82 | 2602 | 563-1332 | .423 | 201-605 | .332 | 283-352 | .804 | 41-382-423 | 291 | 115-0 | 66 | 191 | 28 | 1610 | 5.2 | 3.5 | 19.6 |
| TOTALS | | 225-225 | 7342 | 1535-3645 | .421 | 545-1617 | .337 | 835-1051 | .794 | 117-816-933 | 748 | 349-1 | 169 | 526 | 64 | 4450 | 4.1 | 3.3 | 19.8 |

#4 Jalen Green • G • 6-6/183 • 2/9/02 • Fresno, Calif./USA • 3 Years Pro

2022-23 (Houston)

- In 76 games (all starts), averaged 22.1 ppg (41.6% FGs, 33.8% 3FGs, 78.6% FTs), 3.7 rpg and 3.7 apg in 34.2 mpg.
- Missed one game (1/15/23) due to a league suspension, three games (1/28-2/3/23) with a right calf contusion and two games (2/24-2/26/23) with a left groin strain.
- Scored 20+ points 45 times, including 30+ 16 times and 40+ four times.
- Turned 21 on 2/9/23... was the fifth player 20 or younger to have scored 40+ points at least four times (LeBron James, Anthony Edwards, Kevin Durant, Luka Dončić).
- Averaged 26.2 ppg (48.0% FGs) in wins compared to 20.7 ppg (39.2% FGs) in losses.
- Hit 2+ 3FGM 52 times, including 3+ 34 times, 4+ 21 times and 5+ 9 times.
- Recorded 4+ assists in 39 of his 76 games played in 2022-23 after doing so 19 times in 67 games played as a rookie in 2021-22.
- Back to 2000-01, was the 7th player to have at least 1,600 points, 280 rebounds and 280 assists in their second season, joining Luka Dončić, Donovan Mitchell, Damian Lillard, Derrick Rose, LeBron James and Dwyane Wade.
- Fifth player who had at least 1,000 points and 200 FTA as a rookie to have increased their totals by at least 500 points and 200 FTA in their second season, joining Jerry West, Nate Archibald, Dave Bing and Bob McAdoo.

2021-22 (Houston)

- In 67 games (all starts), averaged 17.3 ppg (42.6% FGs, 34.3% 3FGs, 79.7% FTs), 3.4 rpg and 2.6 apg in 31.9 mpg.
- Suffered a strained left hamstring vs. Chicago on 11/24/21 and missed 14 games from 11/27-12/22/21... recorded a DNP-CD on 12/27/21 but it was for injury management.
- Named NBA All-Rookie First Team and was selected either first or second team by all 100 voters.
- Named Western Conference Rookie of the Month for March/April... first Rocket to have received Rookie of the Month honors since Luis Scola in February of 2008.
- Scored 30+ points in five straight games from 3/28-4/5/22, marking the second-longest streak by a rookie going back to 1971-72, trailing Allen Iverson's six-game span in 1996-97.
- Hit 2+ 3FGM 40 times, including 3+ 26 times, 4+ 19 times and 5+ 10 times.
- First rookie in NBA history to have hit 4+ 3FGM in seven straight games, 5+ in five straight and 6+ in four straight.
- Shot 8-of-10 from 3-point range vs. Boston on 10/24/21... tied for the third-most 3FGM by a rookie in NBA history and tied for the most by a teenager.
- Summer 2021: In three games (all starts) for Houston in the NBA Summer League in Las Vegas, averaged 20.3 ppg (51.4% FGs, 52.6% 3FGs, 92.9% FTs), 4.3 rpg and 2.0 apg in 24.1 mpg... named All-Summer League Second Team.

2020-21 (G League)

- In 15 games for the G League Ignite, averaged 17.9 points (46.1% FGs, 36.5% 3FGs, 82.9% FTs), 4.1 rebounds, 2.8 assists, 1.53 steals, and 2.1 3-pointers made.
- Scored 20+ points in nine of his 15 games played.
- Tallied 30 points, 7 assists, 5 boards, and 3 steals in the Ignite's lone playoff game vs. Raptors 905.

Personal

- Maternal grandfather is from the Philippines.
- Was the first player to sign with NBA G League Ignite, a team dedicated to the development and mentorship of top young prospects in preparation for the NBA Draft.
- Averaged 31.5 points, 7.5 rebounds and 5.0 assists as a senior at California's Prolific Prep... was ranked as the No. 1 high school prospect in the Class of 2020 by ESPN and was a McDonald's All-American.
- Won gold medals with USA Basketball at the 2019 FIBA U19 World Cup, 2018 FIBA U17 World Cup, and 2017 FIBA Americas U16 Championship.
- Was named a brand ambassador for Invictus, a fragrance created by Paco Rabanne, and for fine jewelry brand David Yurman
- Has hosted a basketball camp in Houston and his hometown area of Fresno... also renovated a court that he grew up playing on as well.
- Was selected to 2023 USA Basketball Men's Select Team to help prepare the National Team for the 2023 FIBA World Cup.

#32 Jeff Green • F • 6-8/235 • 8/28/86 • Georgetown/USA • 16 Years Pro



| | 2023-24 Highs | Career Highs | Playoff Highs | | 2023-24 Highs | Career Highs | Playoff Highs |
|-------------|--------------------|--------------------|--------------------|------------|-----------------------|---------------------|----------------------|
| PTS | 21 vs. Uta 3/23/24 | 43 vs. Mia 3/18/13 | 27 vs. Mil 6/15/21 | OR | 3 (2 times) | 8 at Mem 11/19/07 | 3 (3 times) |
| FGM | 7 vs. Uta 3/23/24 | 14 (5 times) | 9 vs. NY 4/28/13 | DR | 5 (4 times) | 11 (6 times) | 10 vs. OKC 8/29/20 |
| FGA | 14 vs. Uta 3/23/24 | 28 at Dal 11/3/14 | 22 vs. NY 4/28/13 | TR | 7 vs. Chi 3/21/24 | 15 (2 times) | 10 vs. OKC 8/29/20 |
| 3FGM | 4 (2 times) | 8 at Was 1/22/14 | 7 vs. Mil 6/15/21 | AST | 4 (2 times) | 7 (2 times) | 5 at GS 5/31/18 |
| 3FGA | 8 (2 times) | 16 at Was 1/22/14 | 9 at Bos 5/27/18 | STL | 2 (2 times) | 4 (9 times) | 3 (2 times) |
| FTM | 7 (2 times) | 13 (2 times) | 11 vs. NY 5/3/13 | BLK | 3 vs. Den 11/24/23 | 5 at Pho 2/22/13 | 3 at NY 4/20/13 |
| FTA | 8 (2 times) | 18 at Sac 2/22/14 | 14 vs. NY 5/3/13 | MIN | 38:10 vs. Por 1/24/24 | 53:37 at NJ 12/1/10 | 48:27 vs. NY 4/28/13 |

Career Transactions

Selected by Boston with the fifth overall pick in the 2007 NBA Draft before his rights were traded to Seattle... Traded by Oklahoma City to Boston on 2/24/11... Contract was voided by Boston due to a preexisting medical condition on 12/18/11... Re-signed with Boston on 8/22/12... Traded by Boston to Memphis as part of a three-team trade also involving New Orleans on 1/12/15... Traded by Memphis to the L.A. Clippers on 2/18/16... Signed as a free agent with Orlando on 7/1/17... Signed as a free agent with Cleveland on 7/11/17... Signed as a free agent with Washington on 7/10/18... Signed as a free agent with Utah on 7/19/19... Waived by Utah on 12/14/19... Signed a 10-day contract with Houston on 2/18/20 and then for the remainder of the season on 2/28/20... Signed as a free agent with Brooklyn on 11/23/20... Signed as a free agent with Denver on 8/11/21... Signed as a free agent with Houston on 7/6/23.

Career Notes

2023-24 Notes/Career Highlights

- In 78 games with six starts for Houston, averaged 6.5 ppg (45.6% FGs, 33.1% 3FGs, 81.9% FTs) and 2.3 rpg in 16.8 mpg.
- Missed one game (12/6/23) due to personal reasons, one game (1/21/24) with left calf soreness, one game (3/6/24) with left knee pain and recorded one DNP-CD.
- Per 36 minutes played, averaged 14.0 ppg, 4.9 rpg, 1.9 apg and 0.9 bpg along with 4.1 FTA.
- Scored 10+ points 18 times.
- Over his final 32 games played, had 37 3FGM on 35.9% shooting after having 16 3FGM on 28.1% shooting his first 46 games played.
- Had the most games played (78) by a player 37 or older in a season since Jamal Crawford played 80 in 2017-18.
- Had 21 points vs. Utah on 3/23/24; oldest Rocket (37 years, 208 days) to have scored 20+ points since Mark Jackson (39 years, 11 days) at Seattle on 4/12/04.
- Shooting 49.3% from the floor over the past four seasons, up from 44.2% his first 12 seasons.
- Second stint as a Rocket... joined Houston during the 2019-20 season and helped the Rockets advance to the Conference Semifinals as part of the Orlando "bubble" experience.

Career Statistics

| REGULAR SEASON | | | | REBOUNDS | | | | | | | | | | | | | | | |
|----------------|------------|-----------------|--------------|-------------------|-------------|------------------|-------------|------------------|-------------|----------------------|-------------|----------------|------------|-------------|------------|--------------|------------|------------|-------------|
| YEAR | G-S | MIN | FGM-A | PCT | 3FGM-A | PCT | FTM-A | PCT | OFF-DEF-TOT | AST | PF-D | ST | TO | BLK | TP | RPG | APG | PPG | |
| 2007-08 | Seattle | 80-52 | 2253 | 320-749 | .427 | 21-76 | .276 | 177-238 | .744 | 101-278-379 | 119 | 198-0 | 46 | 158 | 49 | 838 | 4.7 | 1.5 | 10.5 |
| 2008-09 | Okla. City | 78-78 | 2870 | 476-1068 | .446 | 96-247 | .389 | 242-307 | .788 | 120-399-519 | 155 | 202-1 | 81 | 173 | 33 | 1290 | 6.7 | 2.0 | 16.5 |
| 2009-10 | Okla. City | 82-82 | 3043 | 485-1070 | .453 | 104-312 | .333 | 165-223 | .740 | 112-378-490 | 134 | 221-3 | 104 | 135 | 72 | 1239 | 6.0 | 1.6 | 15.1 |
| 2010-11 | OKC-BOS | 75-51 | 2428 | 368-820 | .449 | 64-211 | .303 | 198-244 | .811 | 73-287-360 | 108 | 210-3 | 53 | 99 | 37 | 998 | 4.8 | 1.4 | 13.3 |
| 2012-13 | Boston | 81-17 | 2252 | 376-806 | .467 | 70-182 | .385 | 214-265 | .808 | 55-263-318 | 128 | 175-0 | 56 | 132 | 68 | 1036 | 3.9 | 1.6 | 12.8 |
| 2013-14 | Boston | 82-82 | 2805 | 482-1171 | .412 | 135-396 | .341 | 283-356 | .795 | 54-326-380 | 138 | 180-1 | 57 | 165 | 47 | 1382 | 4.6 | 1.7 | 16.9 |
| 2014-15 | BOS-MEM | 78-70 | 2455 | 416-967 | .430 | 97-292 | .332 | 239-287 | .833 | 64-264-328 | 134 | 147-1 | 53 | 108 | 34 | 1168 | 4.2 | 1.7 | 15.0 |
| 2015-16 | MEM-LAC | 80-41 | 2253 | 354-824 | .430 | 67-213 | .315 | 164-220 | .745 | 74-258-332 | 138 | 164-0 | 58 | 93 | 40 | 939 | 4.2 | 1.7 | 11.7 |
| 2016-17 | Orlando | 69-11 | 1534 | 220-558 | .394 | 53-193 | .275 | 145-168 | .863 | 39-175-214 | 81 | 103-0 | 37 | 75 | 13 | 638 | 3.1 | 1.2 | 9.2 |
| 2017-18 | Cleveland | 78-14 | 1828 | 295-618 | .477 | 53-170 | .312 | 203-234 | .868 | 60-186-246 | 99 | 149-0 | 41 | 75 | 34 | 846 | 3.2 | 1.3 | 10.8 |
| 2018-19 | Washington | 77-44 | 2097 | 326-687 | .475 | 111-320 | .347 | 183-206 | .888 | 57-252-309 | 137 | 160-0 | 43 | 101 | 39 | 946 | 4.0 | 1.8 | 12.3 |
| 2019-20 | UTA-HOU | 48-4 | 960 | 159-344 | .462 | 62-183 | .339 | 73-91 | .802 | 24-109-133 | 50 | 89-0 | 26 | 42 | 19 | 453 | 2.8 | 1.0 | 9.4 |
| 2020-21 | Brooklyn | 68-38 | 1835 | 261-530 | .492 | 103-250 | .412 | 125-161 | .776 | 34-229-263 | 108 | 122-1 | 36 | 54 | 27 | 750 | 3.9 | 1.6 | 11.0 |
| 2021-22 | Denver | 75-63 | 1849 | 277-529 | .524 | 53-168 | .315 | 165-198 | .833 | 41-190-231 | 96 | 151-2 | 28 | 71 | 27 | 772 | 3.1 | 1.3 | 10.3 |
| 2022-23 | Denver | 56-4 | 1091 | 160-328 | .488 | 30-104 | .288 | 87-117 | .744 | 38-106-144 | 69 | 99-0 | 18 | 46 | 17 | 437 | 2.6 | 1.2 | 7.8 |
| 2023-24 | Houston | 78-6 | 1307 | 167-366 | .456 | 53-160 | .331 | 122-149 | .819 | 46-132-178 | 70 | 100-0 | 16 | 46 | 31 | 509 | 2.3 | 0.9 | 6.5 |
| TOTALS | | 1185-657 | 32859 | 5142-11435 | .450 | 1172-3477 | .337 | 2785-3464 | .804 | 992-3832-4824 | 1764 | 2470-12 | 753 | 1573 | 587 | 14241 | 4.1 | 1.5 | 12.0 |

| PLAYOFFS | | | | REBOUNDS | | | | | | | | | | | | | | | |
|---------------|---------------|---------------|-------------|----------------|-------------|---------------|-------------|----------------|-------------|-------------------|------------|--------------|-----------|------------|-----------|------------|------------|------------|------------|
| YEAR | G-S | MIN | FGM-A | PCT | 3FGM-A | PCT | FTM-A | PCT | OFF-DEF-TOT | AST | PF-D | ST | TO | BLK | TP | RPG | APG | PPG | |
| 2009-10 | Okla. City | 6-6 | 224 | 23-70 | .329 | 8-27 | .296 | 17-20 | .850 | 6-22-28 | 10 | 16-0 | 4 | 6 | 3 | 71 | 4.7 | 1.7 | 11.8 |
| 2010-11 | Boston | 9-0 | 173 | 23-53 | .434 | 7-16 | .438 | 13-18 | .722 | 6-18-24 | 2 | 20-0 | 5 | 12 | 4 | 66 | 2.7 | 0.2 | 7.3 |
| 2012-13 | Boston | 6-6 | 258 | 37-85 | .435 | 10-22 | .455 | 38-45 | .844 | 6-26-32 | 14 | 22-1 | 2 | 19 | 4 | 122 | 5.3 | 2.3 | 20.3 |
| 2014-15 | Memphis | 11-2 | 298 | 36-108 | .333 | 4-18 | .222 | 22-26 | .846 | 9-43-52 | 19 | 18-0 | 5 | 16 | 5 | 98 | 4.7 | 1.7 | 8.9 |
| 2015-16 | L.A. Clippers | 6-1 | 159 | 21-46 | .457 | 4-10 | .400 | 15-25 | .600 | 3-16-19 | 4 | 12-0 | 6 | 3 | 2 | 61 | 3.2 | 0.7 | 10.2 |
| 2017-18 | Cleveland | 22-2 | 523 | 58-142 | .408 | 21-70 | .300 | 33-46 | .717 | 7-46-53 | 32 | 36-0 | 7 | 17 | 15 | 170 | 2.4 | 1.5 | 7.7 |
| 2019-20 | Houston | 12-0 | 341 | 51-103 | .495 | 23-54 | .426 | 14-17 | .824 | 5-55-60 | 19 | 27-0 | 6 | 15 | 6 | 139 | 5.0 | 1.6 | 11.6 |
| 2020-21 | Brooklyn | 6-1 | 148 | 16-33 | .485 | 10-18 | .556 | 7-8 | .875 | 4-13-17 | 10 | 14-0 | 3 | 3 | 2 | 49 | 2.8 | 1.7 | 8.2 |
| 2021-22 | Denver | 5-5 | 113 | 6-17 | .353 | 3-8 | .375 | 4-5 | .800 | 7-11-18 | 2 | 6-0 | 3 | 2 | 2 | 19 | 3.6 | 0.4 | 3.8 |
| 2022-23 | Denver | 20-0 | 343 | 28-62 | .452 | 9-28 | .321 | 17-19 | .895 | 6-25-31 | 14 | 43-0 | 5 | 9 | 7 | 82 | 1.6 | 0.7 | 4.1 |
| TOTALS | | 103-23 | 2580 | 299-719 | .416 | 99-271 | .365 | 180-229 | .786 | 59-275-334 | 126 | 214-1 | 46 | 102 | 50 | 877 | 3.2 | 1.2 | 8.5 |

#32 Jeff Green • F • 6-8/235 • 8/28/86 • Georgetown/USA • 16 Years Pro

2022-23 (Denver)

- In 56 games with four starts, averaged 7.8 ppg (48.8% FGs, 28.8% 3FGs, 74.4% FTs), 2.6 rpg and 1.2 apg in 19.5 mpg.
- Missed seven games (11/22-12/4/22) with a right knee contusion, 14 games (12/25/22-1/18/23) with a left finger sprain/hand fracture and one game (4/9/23) with a facial contusion.
- Scored in double-figures 18 times, including 20+ once.
- Playoffs 2023: Appeared in all 20 games during Denver's championship run while averaging 4.1 ppg (45.2% FGs, 32.1% 3FGs, 89.5% FTs) and 1.6 rpg in 17.2 mpg.

2021-22 (Denver)

- In 75 games with 63 starts, averaged 10.3 ppg (52.4% FGs, 31.5% 3FGs, 83.3% FTs), 3.1 rpg and 1.3 apg in 24.7 mpg.
- Scored in double-figures 37 times, including 20+ once... had one point/rebound double-double.
- Playoffs 2022: Appeared in all five games of Denver's First Round series vs. Golden State, averaging 3.8 ppg (35.3% FGs, 37.5% 3FGs, 80.0% FTs) and 3.6 rpg in 22.6 mpg.

2020-21 (Brooklyn)

- In 68 games with 38 starts, averaged 11.0 ppg (49.2% FGs, 41.2% 3FGs, 77.6% FTs), 3.9 rpg and 1.6 apg in 27.0 mpg.
- Scored in double-figures 42 times, including 20+ seven times.
- Playoffs 2021: Appeared in six games with one starts during Brooklyn's run to the Conference Semifinals, averaging 8.2 ppg (48.5% FGs, 55.6% 3FGs, 87.5% FTs), 2.8 rpg and 1.7 apg in 24.7 mpg.

2019-20 (Utah/Houston)

- In 48 games with four starts for Utah and Houston, averaged 9.4 points (46.2% FGs, 33.9% 3FGs, 80.2% FTs), 2.8 rpg and 1.0 apg in 20.0 mpg.
- Started season with Utah and was waived on 12/24/19... signed a 10-day contract with Houston on 2/18/19 and for remainder of season on 2/28/19.
- In 30 games with two starts for Utah, averaged 7.8 ppg (38.5% FGs, 32.7% 3FGs, 77.8% FTs) and 2.7 rpg in 18.4 mpg.
- In 18 games with two starts as a Rocket, averaged 12.2 ppg (56.4% FGs, 35.4% 3FGs, 85.7% FTs), 2.9 rpg and 1.5 apg in 22.6 mpg.
- Scored in double-figures 21 times, including 20+ twice.
- Playoffs 2020: Appeared in 12 games for Houston during its run to the Conference Semifinals, averaging 11.6 ppg (49.5% FGs, 42.6% 3FGs, 82.4% FTs), 5.0 rpg and 1.6 apg in 28.4 mpg... scored in double-figures seven times, including 20+ twice... had 10 rebounds in Game 5 of the First Round series vs. Oklahoma City.

2018-19 (Washington)

- In 77 games with 44 starts, averaged 12.3 ppg (47.5% FGs, 34.7% 3FGs, 88.8% FTs), 4.0 rpg and 1.8 apg in 27.2 mpg.
- Scored 20+ points 14 times... grabbed 10+ rebounds three times, including two double-doubles.

2017-18 (Cleveland)

- In 78 games with 13 starts, averaged 10.8 ppg (47.7% FGs, 31.2% 3FGs, 86.8% FTs), 3.2 rpg and 1.3 apg in 23.4 mpg.
- Scored 20+ points seven times, including 30+ once... recorded one point/rebound double-double.
- Playoffs 2018: In 22 games with two starts during Cleveland's run to the NBA Finals, averaged 7.7 ppg (40.8% FGs, 30.0% 3FGs, 71.7% FTs), 2.4 rpg and 1.5 apg in 40.8 mpg... scored in double-figures six times, including 19 in Game 7 of the Conference Finals vs. Boston.

2016-17 (Orlando)

- In 69 games with 11 starts, averaged 9.2 ppg (39.4% FGs, 27.5% 3FGs, 86.3% FTs), 3.1 rpg and 1.2 apg in 22.2 mpg.
- Scored in double-figures 35 times, including 20+ once... recorded one point/rebound double-double.

2015-16 (Memphis/L.A. Clippers)

- In 80 games with 41 starts, averaged 11.7 ppg (43.0% FGs, 31.5% 3FGs, 74.5% FTs), 4.2 rpg and 1.7 apg in 28.2 mpg.
- Was traded by Memphis to the L.A. Clippers on 2/18/16.
- In 53 games with 31 starts for the Grizzlies, averaged 12.2 ppg (43.1% FGs, 30.9% 3FGs, 80.0% FTs), 4.5 rpg and 1.8 apg in 29.1 mpg.
- In 27 games with 10 starts for the Clippers, averaged 10.9 ppg (42.7% FGs, 32.5% 3FGs, 61.5% FTs), 3.4 rpg and 1.5 apg in 26.3 mpg.
- Scored 20+ points 11 times, including 30+ once... grabbed 10+ rebounds twice, including one double-double.
- Playoffs 2016: In six games with one start during the Clippers First Round series vs. Portland, averaged 10.2 ppg (45.7% FGs, 40.0% 3FGs, 60.0% FTs) and 3.2 rpg in 26.5 mpg... scored in double-figures four times.

2014-15 (Boston/Memphis)

- In 78 games with 70 starts, averaged 15.0 ppg (43.0% FGs, 33.2% 3FGs, 83.3% FTs), 4.2 rpg and 1.7 apg in 31.5 mpg.
- Was traded by Boston to Memphis as part of a three-team trade with New Orleans on 1/12/15.
- In 33 games (all starts) for the Celtics, averaged 17.6 ppg (43.4% FGs, 30.5% 3FGs, 84.0% FTs), 4.3 rpg and 1.6 apg in 33.1 mpg.
- In 45 games with 37 starts for the Grizzlies, averaged 13.1 ppg (42.7% FGs, 36.2% 3FGs, 82.5% FTs), 4.2 rpg and 1.8 apg in 30.2 mpg.
- Scored 20+ points 15 times, including 30+ twice... recorded one point/rebound double-double.
- Playoffs 2015: In 11 games with two starts during Memphis' run to the Conference Semifinals, averaging 8.9 ppg (33.3% FGs, 22.2% 3FGs, 84.6% FTs), 4.7 rpg and 1.7 apg in 27.1 mpg.

2013-14 (Boston)

- Started all 82 games, averaging 16.9 ppg (41.2% FGs, 34.1% 3FGs, 79.5% FTs), 4.6 rpg and 1.7 apg in 34.2 mpg.
- Scored 20+ points 22 times, including 30+ four times... recorded two point/rebound double-doubles.

2012-13 (Boston)

- In 81 games with 17 starts, averaged 12.8 ppg (46.7% FGs, 38.5% 3FGs, 80.8% FTs), 3.9 rpg and 1.6 apg in 27.8 mpg.
- Scored 20+ points 10 times, including 30+ twice with a career-high 43 points vs. Miami on 3/18/13... recorded one point/rebound double-double.
- Playoffs 2013: Started all six games of Boston's First Round series vs. New York, averaging 20.3 ppg (45.5% FGs, 42.9% 3FGs, 84.4% FTs), 5.3 rpg and 2.3 apg in 43.0 mpg... scored 20+ points four times.

#32 Jeff Green • F • 6-8/235 • 8/28/86 • Georgetown/USA • 16 Years Pro

2011-12 (Boston)

- Missed the entire season recovering from heart surgery after a team physical identified an aortic aneurysm.

2010-11 (Oklahoma City/Boston)

- In 75 games with 51 starts, averaged 13.3 ppg (44.9% FGs, 30.3% 3FGs, 81.1% FTs), 4.8 rpg and 1.4 apg in 32.4 mpg.
- Traded by Oklahoma City to Boston on 2/24/11.
- In 49 games (all starts) for the Thunder, averaged 15.2 ppg (43.7% FGs, 30.4% 3FGs, 81.8% FTs), 5.6 rpg and 1.8 apg in 37.0 mpg.
- In 26 games with two starts for the Celtics, averaged 9.8 ppg (48.5% FGs, 29.6% 3FGs, 79.4% FTs) and 3.3 rpg in 23.5 mpg.
- Scored 20+ points 11 times, including 30+ once... recorded four point/rebound double-doubles.
- Playoffs 2011: In nine games during Boston's run to the Semifinals, averaged 7.3 ppg (43.4% FGs, 43.8% 3FGs, 72.2% FTs) and 2.7 rpg in 19.2 mpg.

2009-10 (Oklahoma City)

- Started all 82 games, averaging 15.1 ppg (45.3% FGs, 33.3% 3FGs, 74.0% FTs), 6.0 rpg, 1.6 apg and 1.3 spg in 37.1 mpg.
- Scored 20+ points 13 times and recorded 11 point/rebound double-doubles.
- Playoffs 2010: Started all six games of Oklahoma City's First Round series vs. the Lakers, averaging 11.8 ppg (32.9% FGs, 29.6% 3FGs, 85.0% FTs), 4.7 rpg and 1.7 apg in 37.3 mpg.... scored in double-figures five times.

2008-09 (Oklahoma City)

- In 78 games (all starts), averaged 16.5 ppg (44.6% FGs, 38.9% 3FGs, 78.8% FTs), 6.7 rpg and 2.0 apg in 36.8 mpg.
- Scored 20+ points 25 times, including 30+ once... grabbed 10+ rebounds 14 times, including 13 double-doubles.

2007-08 (Seattle)

- In 80 games with 52 starts, averaged 10.5 ppg (42.7% FGs, 27.6% 3FGs, 74.4% FTs), 4.7 rpg and 1.5 apg in 28.2 mpg.
- Named All-Rookie First Team.
- Scored 20+ points five times, including 30+ once... grabbed 10+ rebounds five times with four double-doubles.

College

- Was an early entry candidate for the 2007 NBA Draft following his junior season at Georgetown.
- Started all 102 games during his career, averaging 14.3 points, 6.4 rebounds, 3.2 assists and 1.2 blocks.
- Was Big East Rookie of the Year as a freshman, Second Team All-Big East as a sophomore, and First Team All-Big East and Big East Player of the Year as a junior.
- Hoyas made the Final Four his junior season.

Personal

- Lists the late John Thompson III as his most influential coach.
- While sitting out the 2011-12 season recovering from heart surgery, completed his coursework at Georgetown and earned a degree in English with a minor in theology.
- Was teammates with eight players who won the MVP award at some point during their career: Kevin Durant, Kevin Garnett, James Harden, LeBron James, Nikola Jokić, Shaquille O'Neal, Derrick Rose and Russell Westbrook.

#41 Nate Hinton • G/F • 6-5/210 • 6/8/99 • Houston/USA • 3 Years Pro



| | 2023-24 Highs | Career Highs | Playoff Highs | | 2023-24 Highs | Career Highs | Playoff Highs |
|-------------|-------------------|-------------------|---------------|------------|----------------------|----------------------|---------------|
| PTS | 10 at Mem 2/14/24 | 10 at Mem 2/14/24 | | OR | 2 vs. Mia 4/5/24 | 2 vs. Mia 4/5/24 | |
| FGM | 3 at Mem 2/14/24 | 3 (2 times) | | DR | 4 at LAC 4/14/24 | 4 at LAC 4/14/24 | |
| FGA | 5 at Mem 2/14/24 | 7 vs. Hou 1/23/21 | | TR | 5 at LAC 4/14/24 | 5 at LAC 4/14/24 | |
| 3FGM | 2 (2 times) | 2 (3 times) | | AST | 4 at LAC 4/14/24 | 4 at LAC 4/14/24 | |
| 3FGA | 3 at Mem 2/14/24 | 4 at Mem 5/11/21 | | STL | 1 (3 times) | 2 (2 times) | |
| FTM | 2 (2 times) | 2 (4 times) | | BLK | 1 (2 times) | 1 (4 times) | |
| FTA | 3 at Mem 2/14/24 | 3 at Mem 2/14/24 | | MIN | 15:01 at Mem 2/14/24 | 15:01 at Mem 2/14/24 | |

Career Transactions

Was not selected in the 2020 NBA Draft... Signed a two-way contract with Dallas on 12/1/20... Waived by Dallas on 8/27/21... Signed by Indiana on 9/8/21... Waived by Indiana on 10/16/21... Signed a 10-day contract with Indiana on 12/30/21... Signed a two-way contract with Indiana on 4/7/22.. Signed as a free agent with Houston on 8/1/23 and was waived on 10/21/23 before signing a two-way contract on 10/23/23... Re-signed with Houston on 7/5/24.

Career Notes

2023-24 Notes/Career Highlights

- In 15 games for Houston, averaged 2.2 ppg (42.3% FGs, 7-14 3FGs, 4-5 FTs).
- Missed one game (10/27/23) with a right ankle sprain, recorded 15 DNP-CD's and was inactive (coach's decision) three times.
- Had a career-high 10 points in 15 minutes at Memphis on 2/14/24.
- Shot 7-of-14 from 3-point range.
- Transferred to the Rockets G League affiliate, Rio Grande Valley from 11/7-11/16/23, 11/22-11/27/23, 12/5-12/22/23, 12/27/23-1/21/24 and from 2/21-4/2/24.
- G League 2023-24: In 13 Showcase games, averaged 13.9 ppg (42.3% FGs, 35.2% 3FGs, 68.2% FTs), 7.4 rpg, 4.3 apg and 2.64 spg in 29.1 mpg... had a triple-double at Memphis on 11/11... in 24 league games, averaged 14.6 ppg (42.9% FGs, 29.5% 3FGs, 72.4% FTs), 7.3 rpg, 4.6 apg and 2.25 spg in 30.8 mpg.
- Summer 2023: In six games for Houston at the NBA Summer League in Vegas, averaged 11.8 ppg (50.0% FGs, 35.0% 3FGs, 76.9% FTs), 5.0 rpg, 1.8 apg and 2.7 spg in 26.4 mpg.
- Summer 2024: In five games for Houston at the NBA Summer League in Vegas, averaged 4.0 ppg (21.1% FGs, 30.0% 3FGs, 90.0% FTs), 4.2 rpg and 1.4 apg in 17.9 mpg.

Career Statistics

| REGULAR SEASON | | | | | | | | | | | | | | | | | | | |
|----------------|---------|-------------|------------|--------------|-------------|--------------|-------------|--------------|-------------|----------------|-----------|-------------|-----------|----------|----------|-----------|------------|------------|------------|
| YEAR | G-S | MIN | FGM-A | PCT | 3FGM-A | PCT | FTM-A | PCT | REBOUNDS | | AST | PF-D | ST | TO | BLK | TP | RPG | APG | PPG |
| | | | | | | | | | OFF-DEF-TOT | | | | | | | | | | |
| 2020-21 | Dallas | 21-0 | 93 | 15-42 | .357 | 4-19 | .211 | 7-10 | .700 | 1-8-9 | 8 | 8-0 | 7 | 5 | 2 | 41 | 0.4 | 0.4 | 2.0 |
| 2021-22 | Indiana | 2-0 | 2 | 0-1 | .000 | 0-0 | --- | 0-0 | --- | 0-0-0 | 0 | 0-0 | 0 | 1 | 0 | 0 | 0.0 | 0.0 | 0.0 |
| 2023-24 | Houston | 15-0 | 75 | 11-26 | .423 | 7-14 | .500 | 4-5 | .800 | 7-15-22 | 10 | 11-0 | 3 | 3 | 2 | 33 | 1.5 | 0.7 | 2.2 |
| TOTALS | | 38-0 | 170 | 26-69 | .377 | 11-33 | .333 | 11-15 | .733 | 8-23-31 | 18 | 19-0 | 10 | 9 | 4 | 74 | 0.8 | 0.5 | 1.9 |

#41 Nate Hinton • G/F • 6-5/210 • 6/8/99 • Houston/USA • 3 Years Pro

2022-23 (G League)

- In 27 games for Cleveland, averaged 12.0 ppg (46.6% FGs, 38.3% 3FGs, 78.9% FTs), 6.3 rpg, 2.3 apg and 1.5 spg in 33.9 mpg.
- Summer 2022: In four games for Indiana at the NBA Summer League in Vegas, averaged 5.0 ppg (38.1% FGs, 16.7% 3FGs, 42.9% FTs), 3.5 rpg, 2.0 apg and 1.3 spg in 13.7 mpg.

2021-22 (Indiana)

- Began the season with Indiana's G League affiliate, Fort Wayne... signed a 10-day contract with the Pacers on 12/30/21 and appeared in two games for a total of two minutes... also signed a two-way contract with Indiana on 4/1/22 but did not appear in a game over the remainder of the season.
- G League 2021-22: In 32 games, averaged 18.2 ppg (45.9% FGs, 38.0% 3FGs, 86.5% FTs), 9.0 rpg, 2.1 apg and 2.2 spg in 37.2 mpg.
- Summer 2021: In five games for Dallas at the NBA Summer League in Vegas, averaged 7.8 ppg (31.4% FGs, 21.1% 3FGs, 75.0% FTs), 6.0 rpg, 3.6 apg and 1.4 spg in 26.9 mpg.

2020-21 (Dallas)

- In 21 games, averaged 2.0 ppg (35.7% FGs, 21.1% 3FGs, 70.0% FTs) in 4.4 mpg.
- Only played more than nine minutes once (13 vs. Cleveland on 5/7/21).
- G League 2020-21: In a total of 12 games while assigned to Santa Cruz and Long Island, averaged 9.7 ppg (41.8% FGs, 33.3% 3FGs, 93.3% FTs), 6.1 rpg, 1.3 apg and 1.0 spg in 20.6 mpg.


College

- Was an early entry candidate for the 2020 NBA Draft following his sophomore season at Houston.
- Named Second-team All-AAC in his final season while averaging 10.6 ppg, 8.7 rpg, 2.0 apg, 1.4 spg and 1.5 3FGM on 38.7% shooting.
- Helped the Cougars reach the Sweet 16 his freshman season.

Personal

- Son of Dr. Benjamin and Tangela Hinton... has a brother, Benjamin.
- Born in Gastonia, North Carolina which was the birthplace of former Rocket Sleepy Floyd along with Darrell Armstrong, Hassan Whiteside, Bubba Wilson and James Worthy.

#0 Aaron Holiday • G • 6-0/185 • 9/30/96 • UCLA/USA • 6 Years Pro



| | 2023-24 Highs | Career Highs | Playoff Highs | | 2023-24 Highs | Career Highs | Playoff Highs |
|-------------|--------------------|---------------------|--------------------|------------|-----------------------|---------------------|----------------------|
| PTS | 22 vs. OKC 12/6/23 | 25 at NO 12/28/19 | 12 vs. Mia 8/20/20 | OR | 2 (3 times) | 3 vs. Was 1/15/22 | 2 vs. Dal 5/10/22 |
| FGM | 8 vs. OKC 12/6/23 | 10 at BKN 11/18/19 | 5 vs. Mia 8/20/20 | DR | 5 vs. OKC 12/6/23 | 7 vs. Uta 11/19/18 | 2 vs. Mia 8/18/20 |
| FGA | 14 vs. NY 2/12/24 | 19 (2 times) | 9 vs. Mia 8/20/20 | TR | 6 vs. OKC 12/6/23 | 7 (2 times) | 3 vs. Mia 8/18/20 |
| 3FGM | 6 vs. OKC 12/6/23 | 6 (2 times) | 2 (2 times) | AST | 6 (2 times) | 13 at BKN 11/18/19 | 5 vs. Mia 8/20/20 |
| 3FGA | 8 (3 times) | 10 (2 times) | 3 (2 times) | STL | 4 at GS 11/20/23 | 4 (3 times) | 2 (2 times) |
| FTM | 6 (2 times) | 9 vs. Cha 12/15/19 | 2 vs. Mia 8/18/20 | BLK | 1 (6 times) | 2 (5 times) | 1 vs. Dal 5/15/22 |
| FTA | 6 (2 times) | 10 vs. Cha 12/15/19 | 3 at Mia 8/22/20 | MIN | 35:04 at Den 11/29/23 | 37:00 at Pho 8/6/20 | 22:10 at Mia 8/22/20 |

Career Transactions

Selected by Indiana with the 23rd overall pick in the 2018 NBA Draft... Traded by Indiana to Washington as part of a five-team deal also involving Brooklyn, the L.A. Lakers and San Antonio on 8/6/21... Traded by Washington to Phoenix in exchange for cash considerations on 2/10/22... Signed as a free agent with Atlanta on 7/6/22... Signed as a free agent with Houston on 7/10/23 and re-signed on 7/6/24.

Career Notes

2023-24 Notes/Career Highlights

- In 78 games with one start for Houston, averaged 6.6 ppg (44.6% FGs, 38.7% 3FGs, 92.1% FTs), 1.8 apg and 1.6 rpg in 16.3 mpg.
- Recorded four DNP-CD's.
- Scored 10+ 20 times, marking the second-highest season total of his career (31 times for Indiana in 2019-20).
- Since shooting 33.9% from 3-point range as a rookie in 2018-19, has shot 38.6% over the past five seasons... shot 51.7% from 3-point range over an 11-game span from 2/10-3/6/24.
- Shot 58-of-63 from the foul line and is shooting 85.4% for his career.
- Over the past five seasons, was one of three players with 200+ games played to have averaged at least 6.0 ppg and 2.0 apg in fewer than 18.0 mpg.

2022-23 (Atlanta)

- In 63 games with six starts, averaged 3.9 ppg (41.8% FGs, 40.9% 3FGs, 84.4% FTs), 1.4 apg and 1.2 rpg in 13.4 mpg.
- Missed one game (2/9/23) due to illness... recorded 18 DNP-CD's.
- Scored in double-figures six times.
- Had 37 steals with 36 turnovers in his 63 games played.
- Playoffs 2023: Appeared in one game for four minutes during Atlanta's First Round series vs. Boston.

Career Statistics

| REGULAR SEASON | | | | REBOUNDS | | | | | | | | | | | | | | | |
|----------------|---------|---------------|-------------|-----------------|-------------|----------------|-------------|----------------|-------------|--------------------|------------|--------------|------------|------------|-----------|-------------|------------|------------|------------|
| YEAR | G-S | MIN | FGM-A | PCT | 3FGM-A | PCT | FTM-A | PCT | OFF-DEF-TOT | AST | PF-D | ST | TO | BLK | TP | RPG | APG | PPG | |
| 2018-19 | Indiana | 50-0 | 646 | 105-262 | .401 | 43-127 | .339 | 41-50 | .820 | 5-62-67 | 87 | 71-0 | 21 | 40 | 13 | 294 | 1.3 | 1.7 | 5.9 |
| 2019-20 | Indiana | 66-33 | 1617 | 233-563 | .414 | 87-221 | .394 | 74-87 | .851 | 22-134-156 | 225 | 120-0 | 55 | 88 | 16 | 627 | 2.4 | 3.4 | 9.5 |
| 2020-21 | Indiana | 66-8 | 1176 | 170-436 | .390 | 67-182 | .368 | 68-83 | .819 | 15-74-89 | 123 | 94-0 | 46 | 66 | 13 | 475 | 1.3 | 1.9 | 7.2 |
| 2021-22 | WAS-PHO | 63-15 | 1021 | 151-338 | .447 | 39-103 | .379 | 59-68 | .868 | 24-98-122 | 153 | 92-1 | 42 | 67 | 9 | 400 | 1.9 | 2.4 | 6.3 |
| 2022-23 | Atlanta | 63-6 | 845 | 92-220 | .418 | 36-88 | .409 | 27-32 | .844 | 25-49-74 | 89 | 79-0 | 37 | 36 | 12 | 247 | 1.2 | 1.4 | 3.9 |
| 2023-24 | Houston | 78-1 | 1269 | 186-417 | .446 | 84-217 | .387 | 58-63 | .921 | 23-100-123 | 140 | 125-0 | 42 | 53 | 6 | 514 | 1.6 | 1.8 | 6.6 |
| TOTALS | | 386-63 | 6574 | 937-2236 | .419 | 356-938 | .380 | 327-383 | .854 | 114-517-631 | 817 | 581-1 | 243 | 350 | 69 | 2557 | 1.6 | 2.1 | 6.6 |
| PLAYOFFS | | | | REBOUNDS | | | | | | | | | | | | | | | |
| YEAR | G-S | MIN | FGM-A | PCT | 3FGM-A | PCT | FTM-A | PCT | OFF-DEF-TOT | AST | PF-D | ST | TO | BLK | TP | RPG | APG | PPG | |
| 2018-19 | Indiana | 3-0 | 13 | 2-5 | .400 | 1-2 | .500 | 0-0 | --- | 0-0-0 | 0 | 3-0 | 0 | 1 | 0 | 5 | 0.0 | 0.0 | 1.7 |
| 2019-20 | Indiana | 4-2 | 72 | 12-21 | .571 | 4-9 | .444 | 3-5 | .600 | 1-4-5 | 10 | 10-0 | 4 | 4 | 0 | 31 | 1.3 | 2.5 | 7.8 |
| 2021-22 | Phoenix | 6-0 | 20 | 8-14 | .571 | 5-7 | .714 | 0-1 | .000 | 3-0-3 | 9 | 1-0 | 3 | 0 | 1 | 21 | 0.5 | 1.5 | 3.5 |
| 2022-23 | Atlanta | 1-0 | 4 | 0-0 | --- | 0-0 | --- | 0-0 | --- | 0-0-0 | 1 | 0-0 | 0 | 1 | 0 | 0 | 0.0 | 1.0 | 0.0 |
| TOTALS | | 14-2 | 109 | 22-40 | .550 | 10-18 | .556 | 3-6 | .500 | 4-4-8 | 20 | 14-0 | 7 | 6 | 1 | 57 | 0.6 | 1.4 | 4.1 |

#0 Aaron Holiday • G • 6-0/185 • 9/30/96 • UCLA/USA • 6 Years Pro

2021-22 (Washington/Phoenix)

- In 63 combined games with 15 starts for Washington and Phoenix, averaged 6.3 ppg (44.7% FGs, 37.9% 3FGs, 86.8% FTs), 2.4 apg and 1.9 rpg in 16.2 mpg.
- Began the season with Washington and appeared in 41 games with 14 starts while averaging 6.1 ppg (46.7% FGs, 34.3% 3FGs, 80.0% FTs), 1.9 apg and 1.6 rpg in 16.2 mpg.
- Traded to Phoenix on 2/10/22... in 22 games with one start for the Suns, averaged 6.8 ppg (41.1% FGs, 44.4% 3FGs, 93.9% FTs), 3.4 apg and 2.5 rpg in 16.3 mpg.
- Scored in double-figures 18 times.
- Playoffs 2022: Appeared in six games during Phoenix's run to the Conference Semifinals while averaging 3.5 ppg (8-14 FGs, 5-7 3FGs, 0-1 FTs) and 1.5 apg in 3.3 mpg.

2020-21 (Indiana)

- In 66 games with eight starts, averaged 7.2 ppg (39.0% FGs, 36.8% 3FGs, 81.9% FTs), 1.9 apg and 1.3 rpg in 17.8 mpg.
- Scored in double-figures 19 times, including 20+ twice.
- Had one point/assist double-double.

2019-20 (Indiana)

- In 66 games with 33 starts, averaged 9.5 ppg (41.4% FGs, 39.4% 3FGs, 85.1% FTs), 3.4 apg and 2.4 rpg in 24.5 mpg.
- Scored in double-figures 31 times, including 20+ three times.
- Recorded 10+ assists four times with three double-doubles.
- Playoffs 2020: In four games with two starts during Indiana's First Round series vs. Miami, averaged 7.8 ppg (57.1% FGs, 44.4% 3FGs, 60.0% FTs), 2.5 apg, 1.3 rpg and 1.00 spg in 18.0 mpg.
- Summer 2019: In three games (all starts) for Indiana at the NBA Summer League in Vegas, averaged 22.3 ppg (30.4% FGs, 26.9% 3FGs, 75.0% FTs), 4.0 apg and 2.7 rpg in 35.0 mpg.

2018-19 Notes (Indiana)

- In 50 games, averaged 5.9 ppg (40.1% FGs, 33.9% 3FGs, 82.0% FTs), 1.7 apg and 1.3 rpg in 12.9 mpg.
- Scored in double-figures 14 times.
- Playoffs 2019: Appeared in three games during Indiana's First Round series vs. Boston, scoring a total of 5 points (2-5 FGS, 1-2 3FGs) in 13 minutes of play.
- Summer 2018: In four games (all starts) for Indiana at the NBA Summer League in Vegas, averaged 14.5 ppg (34.4% FGs, 29.2% 3FGs, 75.0% FTs), 6.8 apg, 5.0 rpg and 2.8 spg in 30.1 mpg.


College

- Was an early entry candidate for the 2018 NBA Draft following his junior season at UCLA.
- Earned First Team All-Pac-12 and Pac-12 All-Defensive Team honors in his final season.
- Averaged 20.3 ppg as a junior, up from 11.4 ppg his first two seasons.
- Shot 42.2% from 3-point range for his career.

Personal

- Parents are Shawn and Toya Holiday ... youngest of four siblings.
- Older brothers, Justin and Jrue, have both been in the NBA for over 10 seasons... sister, Lauren, played basketball at UCLA... Justin was briefly with the Rockets in February of 2023.

#2 Jock Landale • C • 6-11/255 • 10/25/95 • St. Mary's (Calif.)/AUS • 3 Years Pro



| | 2023-24 Highs | Career Highs | Playoff Highs | | 2023-24 Highs | Career Highs | Playoff Highs |
|-------------|-------------------|--------------------|--------------------|------------|----------------------|-----------------------|-----------------------|
| PTS | 20 at Por 4/12/24 | 26 vs. Ind 3/12/22 | 13 vs. Den 5/11/23 | OR | 7 vs. Chi 3/21/24 | 8 vs. LAC 1/15/22 | 3 vs. Den 5/7/23 |
| FGM | 8 at Por 4/12/24 | 12 vs. Ind 3/12/22 | 5 vs. Den 5/11/23 | DR | 7 vs. Por 3/25/24 | 8 (5 times) | 7 vs. Den 5/5/23 |
| FGA | 13 at Por 4/12/24 | 15 vs. Ind 3/12/22 | 6 (2 times) | TR | 12 vs. Chi 3/21/24 | 12 vs. Chi 3/21/24 | 9 vs. Den 5/5/23 |
| 3FGM | 2 vs. Por 3/25/24 | 3 vs. Cha 1/24/23 | | AST | 5 (2 times) | 5 (3 times) | 1 (3 times) |
| 3FGA | 3 (3 times) | 7 vs. Cha 1/24/23 | 1 at Den 4/29/23 | STL | 2 at SA 3/12/24 | 2 vs. Ind 3/12/22 | 1 (3 times) |
| FTM | 5 (2 times) | 6 at Mem 12/27/22 | 3 (2 times) | BLK | 7 at Was 3/19/24 | 7 at Was 3/19/24 | 1 (3 times) |
| FTA | 6 (2 times) | 8 at Det 2/4/23 | 4 (3 times) | MIN | 32:08 at Por 4/12/24 | 34:42 vs. Ind 3/12/22 | 30:51 vs. Den 5/11/23 |

Career Transactions

Was not selected in the 2018 NBA Draft... Signed as a free agent with San Antonio on 8/19/21... Traded by San Antonio to Atlanta along with Dejounte Murray and a future option to pick swap in exchange for Danilo Gallinari and draft collateral on 6/30/22... Traded by Atlanta to Phoenix in exchange for cash considerations on 7/6/22... Signed as a free agent with Houston on 7/6/23.

Career Notes

2023-24 Notes/Career Highlights

- In 56 games with three starts for Houston, averaged 4.9 ppg (51.5% FGs, 25.0% 3FGs, 80.0% FTs), 3.1 rpg and 1.2 apg in 13.5 mpg.
- Missed two games (10/27-10/29/23) for concussion protocol and two games (12/6-12/8/23) due to illness... recorded 22 DNP-CD's.
- In three games as a starter, averaged 14.0 ppg, 5.7 rpg and 2.3 apg in 28.4 mpg while shooting 61.5% from the floor.
- Over the final 19 games, averaged 9.8 ppg, 4.4 rpg, 2.1 apg and 1.00 bpg in 22.5 mpg... did not play more than 19 minutes in any of his first 37 GP.
- Scored 10+ points in nine of the final 18 games after not doing so once prior.
- Shot 60.3% from the floor over the final 21 games after shooting 37.5% his first 35 games played (51.6% overall).
- Averaged 4.2 offensive rebounds per 36 minutes played.
- Had a career-high 7 blocks at Washington on 3/19/24; most by a Rocket since Terrence Jones had 7 vs. Sacramento on 4/1/15.
- Over the past two seasons, was one of three players with more than 20 GP to have averaged at least 5.0 ppg, 3.0 rpg and 1.0 apg in fewer than 14.0 mpg.

Career Statistics

| REGULAR SEASON | | | | REBOUNDS | | | | | | | | | | | | | | | |
|----------------|-------------|--------------|-------------|----------------|-------------|---------------|-------------|----------------|-------------|--------------------|------------|--------------|-----------|------------|-----------|------------|------------|------------|------------|
| YEAR | G-S | MIN | FGM-A | PCT | 3FGM-A | PCT | FTM-A | PCT | OFF-DEF-TOT | AST | PF-D | ST | TO | BLK | TP | RPG | APG | PPG | |
| 2021-22 | San Antonio | 54-1 | 589 | 101-204 | .495 | 29-89 | .326 | 34-41 | .829 | 63-75-138 | 45 | 53-0 | 10 | 31 | 14 | 265 | 2.6 | 0.8 | 4.9 |
| 2022-23 | Phoenix | 69-4 | 979 | 178-337 | .528 | 21-84 | .250 | 79-105 | .752 | 119-161-280 | 68 | 126-1 | 16 | 59 | 30 | 456 | 4.1 | 1.0 | 6.6 |
| 2023-24 | Houston | 56-3 | 764 | 106-206 | .515 | 10-40 | .250 | 52-65 | .800 | 88-84-172 | 65 | 74-0 | 20 | 31 | 33 | 274 | 3.1 | 1.2 | 4.9 |
| TOTALS | | 179-8 | 2331 | 385-747 | .515 | 60-213 | .282 | 165-211 | .782 | 270-320-590 | 178 | 253-1 | 46 | 121 | 77 | 995 | 3.3 | 1.0 | 5.6 |
| PLAYOFFS | | | | REBOUNDS | | | | | | | | | | | | | | | |
| YEAR | G-S | MIN | FGM-A | PCT | 3FGM-A | PCT | FTM-A | PCT | OFF-DEF-TOT | AST | PF-D | ST | TO | BLK | TP | RPG | APG | PPG | |
| 2022-23 | Phoenix | 7-1 | 113 | 17-27 | .630 | 0-1 | --- | 9-14 | .643 | 10-18-28 | 3 | 15-0 | 3 | 2 | 3 | 43 | 4.0 | 0.4 | 6.1 |

#2 Jock Landale • C • 6-11/255 • 10/25/95 • St. Mary's (Calif.)/AUS • 3 Years Pro

2022-23 (Phoenix)

- In 69 games with four starts, averaged 6.6 ppg (52.8% FGs, 25.0% 3FGs, 75.2% FTs), 4.1 rpg and 1.0 apg in 14.2 mpg.
- Missed two games (12/19-12/20/22) while in concussion protocol and recorded 11 DNP-CD's.
- Scored in double-figures 14 times.
- Grabbed 10+ rebounds five times and had three double-doubles.
- Was one of four players to have averaged at least 6.0 ppg and 4.0 rpg while playing fewer than 15.0 mpg.
- Regular season and playoffs combined, played 20+ minutes 16 times while averaging 11.9 ppg (61.4% FGs) and 6.6 rpg in 23.6 mpg.
- Playoffs 2023: Appeared in seven games during Phoenix's run to the Conference Semifinals, averaging 6.1 ppg (63.0% FGs, 0-1 3FGs, 64.3% FTs) and 4.0 rpg in 16.1 mpg... over the final four games of the Conference Semifinals vs. Denver, averaged 8.0 ppg and 5.8 rpg in 22.5 mpg while shooting 73.7% from the floor.

2021-22 (San Antonio)

- In 54 games with one start, averaged 4.9 ppg (49.5% FGs, 32.6% 3FGs, 82.9% FTs), and 2.6 rpg in 10.9 mpg.
- Scored in double-figures 10 times, including 20+ once.
- Grabbed 10+ rebounds twice with one double-double.

2018-2021 (International)

- 2020-21: In 41 games for Melbourne in Australia's NBL, averaged 16.4 ppg, 7.8 rpg, 2.3 apg and 1.3 bpg.
- 2019-20: Played for Zalgiris... in 23 Lithuanian league games, averaged 7.4 ppg, 3.9 rpg and 1.3 apg in 15.1 mpg... in 25 Euroleague games, averaged 11.0 ppg and 4.4 rpg in 20.5 mpg.
- Summer 2019: In four games for Milwaukee at the NBA Summer League in Vegas, averaged 18.3 ppg, 7.0 rpg and 1.3 apg in 26.0 mpg.
- 2018-19: Played for KK Partizan in Serbia... in 47 total games, averaged 11.9 ppg, 5.8 rpg and 1.7 apg in 24.2 mpg.
- Summer 2018: Played for Atlanta in the Salt Lake City Summer League and the NBA Summer League in Vegas... in nine total games with six starts, averaged 5.0 ppg (37.0% FGs, 2-13 3FGs, 69.2% FTs) and 5.8 rpg in 18.3 mpg.


College

- Was eligible for the 2018 NBA Draft following his senior season at Saint Mary's.
- Named West Coast Conference Player of the Year as a senior after averaging 21.1 ppg and 10.2 rpg... shot 62.5% from the floor for his career.

Personal

- Represented Australia at the 2024 Paris Olympics while averaging 14.5 ppg, 8.8 rpg, 2.5 apg and 1.3 spg... was married to his wife, India, a week after the Boomers final game... they attended the same high school but didn't speak to each other until years later.
- Helped Australia win its first Olympic men's basketball medal with a bronze performance at the 2020 Tokyo Olympics... was the Boomers second-leading scorer with 12.8 ppg.

#58 Jack McVeigh • F • 6-7/205 • 6/27/96 • Nebraska/Australia • Rookie



| | 2023-24 Highs | Career Highs | Playoff Highs | | 2023-24 Highs | Career Highs | Playoff Highs |
|------|---------------|--------------|---------------|-----|---------------|--------------|---------------|
| PTS | | | | OR | | | |
| FGM | | | | DR | | | |
| FGA | | | | TR | | | |
| 3FGM | | | | AST | | | |
| 3FGA | | | | STL | | | |
| FTM | | | | BLK | | | |
| FTA | | | | MIN | | | |

Career Transactions

Not selected in the 2019 NBA Draft... Signed a two-way contract with Houston on 7/25/24.

Career Notes

2023-24 Notes/Career Highlights

- 2023-24: Helped Tasmania win Australia's National Basketball League (NBL) championship and was named Grand Final MVP... hit a 3-pointer just inside half court to win Game 3 of the Finals.. in 37 games, averaged 17.3 ppg (52.1% FGs, 39.8% 3FGs, 84.2% FTs), 5.9 rpg and 1.7 apg.
- 2022-23: In 32 games for Tasmania in the NBL, averaged 14.8 ppg (47.4% FGs, 41.4% 3FGs, 77.1% FTs), 4.6 rpg and 1.5 apg... also played in 13 games for MLP Academics Heidelberg in Germany's Basketball Bundesliga, averaging 13.5 ppg, 5.5 rpg and 1.5 apg.
- 2021-22: In 33 games for Tasmania in the NBL, averaged 12.2 ppg and 4.8 rpg.
- 2020-21: In 36 games for Adelaide in the NBL, averaged 9.4 ppg, 3.3 rpg and 1.0 apg.
- 2019-20: In 28 games for Adelaide in the NBL, averaged 6.0 ppg and 1.6 rpg.
- 2018-19: In 20 games for Adelaide in the NBL, averaged 3.4 ppg and 1.8 rpg.

College

- Played three seasons at Nebraska from 2015-16 through 2017-18.
- For his career, appeared in 78 games with 15 starts while averaging 5.3 ppg and 2.3 rpg in 17.6 mpg.

Personal

- Got married in June of 2024 and skipped his honeymoon to attend Australia's selection camp for the 2024 Paris Olympics.
- Made his debut for the Australian National Team at the 2024 Paris Olympics... averaged 2.5 3-pointers made on 52.6% shooting.
- Co-hosts a podcast called "Shooters!".

#00 Jermaine Samuels Jr. • F • 6-7/230 • 11/13/98 • Villanova/USA • 1 Year Pro



| | 2023-24 Highs | Career Highs | Playoff Highs | | 2023-24 Highs | Career Highs | Playoff Highs |
|-------------|--------------------|--------------------|---------------|------------|-----------------------|-----------------------|---------------|
| PTS | 6 vs. Dal 12/22/23 | 6 vs. Dal 12/22/23 | | OR | 1 (3 times) | 1 (3 times) | |
| FGM | 3 vs. Dal 12/22/23 | 3 vs. Dal 12/22/23 | | DR | 2 (3 times) | 2 (3 times) | |
| FGA | 3 vs. Dal 12/22/23 | 3 vs. Dal 12/22/23 | | TR | 3 vs. Sac 11/6/23 | 3 vs. Sac 11/6/23 | |
| 3FGM | | | | AST | 2 at Den 11/29/23 | 2 at Den 11/29/23 | |
| 3FGA | 1 vs. Sac 11/4/23 | 1 vs. Sac 11/4/23 | | STL | 1 vs. Dal 12/22/23 | 1 vs. Dal 12/22/23 | |
| FTM | 2 vs. Sac 11/4/23 | 2 vs. Sac 11/4/23 | | BLK | 1 (2 times) | 1 (2 times) | |
| FTA | 2 vs. Sac 11/4/23 | 2 vs. Sac 11/4/23 | | MIN | 12:00 vs. Sac 11/6/23 | 12:00 vs. Sac 11/6/23 | |

Career Transactions

Not selected in the 2022 NBA Draft... Signed an exhibit-10 contract with Indiana on 6/24/22 and was waived on 10/15/22... Signed a two-way contract with Houston on 8/1/23 and re-signed on 7/5/24.

Career Notes

2023-24 Notes/Career Highlights

- In 14 games for Houston, averaged 1.4 ppg (64.3% FGs, 0-2 3FGs, 2-2 FTs) and 0.9 rpg in 4.3 mpg.
- Recorded 19 DNP-CD's and was inactive (coach's decision) twice.
- Transferred to the Rockets G League affiliate, Rio Grande Valley from 11/7-11/16/23, 11/22-11/27/23, 12/5-12/22/23, 12/26/23-1/21/24 and from 2/21-4/2/24.
- G League 2023-24: In a total of 38 Showcase/season games, averaged 19.6 ppg (51.5% FGs, 32.9% 3FGs, 65.5% FTs), 7.8 rpg, 3.7 apg and 1.1 spg in 34.5 mpg.
- Summer 2023: In six games for Houston at the NBA Summer League in Vegas, averaged 11.3 ppg (44.2% FGs, 35.3% 3FGs, 76.2% FTs), 5.0 rpg and 3.3 apg in 27.3 mpg
- Summer 2024: Appeared in all five games for Houston at the NBA Summer League in Vegas, averaging 6.2 ppg (62.5% FGs, 2-5 3FGs, 69.2% FTs), 3.2 rpg, 1.6 apg and 1.0 spg in 13.4 mpg.

2022-23 (G League)

- In a total of 50 G League Showcase/season games for Fort Wayne, averaged 15.4 ppg (66.7% FGs, 46.4% 3FGs, 57.0% FTs), 7.6 rpg, 2.5 apg and 1.4 spg.
- Summer 2022: In three games for Indiana at the NBA Summer League in Vegas, averaged 4.7 ppg (4-5 FGs, 6-6 FTs) and 2.3 rpg in 9.6 mpg.

College

- Was eligible for the 2022 NBA Draft following his fifth-year senior season at Villanova.
- Over his final three seasons at Villanova, averaged 11.2 ppg, 6.1 rpg and 1.9 apg.
- Finished his career at Villanova with the second-most games played in school history (153)... was member of Wildcats championship team as a freshman in 2017-18.

Personal

- Represented Team USA at the 2019 Pan American Games.
- First dunked at age 13 after growing from 5'9" to 6'3".
- Has posted personal artwork on his Instagram account @maineooooo.

Career Statistics

| REGULAR SEASON | | | | | | | | | | | | REBOUNDS | | | | | | | |
|----------------|---------|------|-----|-------|------|--------|-----|-------|-------|-------------|-----|----------|----|----|-----|----|-----|-----|-----|
| YEAR | | G-S | MIN | FGM-A | PCT | 3FGM-A | PCT | FTM-A | PCT | OFF-DEF-TOT | AST | PF-D | ST | TO | BLK | TP | RPG | APG | PPG |
| 2023-24 | Houston | 14-0 | 60 | 9-14 | .643 | 0-2 | --- | 2-2 | 1.000 | 3-10-13 | 3 | 5-0 | 1 | 0 | 2 | 20 | 0.9 | 0.2 | 1.4 |

#28 Alperen Sengun • C • 6-11/255 • 7/25/02 • Besiktas/Türkiye • 3 Years Pro



| | 2023-24 Highs | Career Highs | Playoff Highs | | 2023-24 Highs | Career Highs | Playoff Highs |
|-------------|-------------------|-------------------|---------------|------------|------------------------|------------------------|---------------|
| PTS | 45 vs. SA 3/5/24 | 45 vs. SA 3/5/24 | | OR | 8 vs. Uta 1/20/24 | 8 (4 times) | |
| FGM | 19 vs. SA 3/5/24 | 19 vs. SA 3/5/24 | | DR | 14 vs. Den 11/24/23 | 16 at Cha 4/7/23 | |
| FGA | 32 vs. SA 3/5/24 | 32 vs. SA 3/5/24 | | TR | 19 vs. LAC 3/6/24 | 21 at Cha 4/7/23 | |
| 3FGM | 3 at LAL 12/2/23 | 3 (2 times) | | AST | 14 vs. LAC 3/6/24 | 14 vs. LAC 3/6/24 | |
| 3FGA | 8 at LAL 12/2/23 | 8 at LAL 12/2/23 | | STL | 5 vs. SA 3/5/24 | 5 vs. SA 3/5/24 | |
| FTM | 14 at NO 12/23/23 | 14 at NO 12/23/23 | | BLK | 4 at NY 1/17/24 | 5 at Dal 11/16/22 | |
| FTA | 17 at NO 12/23/23 | 17 at NO 12/23/23 | | MIN | 42:48 vs. Den 11/24/23 | 42:48 vs. Den 11/24/23 | |

Career Transactions

Selected by Oklahoma City with the 16th overall pick in the 2021 NBA Draft before his rights were traded to Houston in exchange for two future first round picks.

Career Notes

2023-24 Notes/Career Highlights

- In 63 games (all starts) for Houston, averaged 21.1 ppg (53.7% FGs, 29.7% 3FGs, 69.3% FTs), 9.3 rpg, 5.0 apg and 1.21 spg in 32.5 mpg.
- Missed one game (2/10/24) with lower back pain and the final 18 games (3/12-4/14/24) with a right ankle sprain/right knee bone bruise.
- Was a finalist for the Most Improved Player Award and was named Western Conference Player of the Week for games played from 1/1-1/7/24.
- One of six players to have averaged at least 20.0 ppg, 9.0 rpg and 5.0 apg.
- Scored 20+ points 36 times after doing so 17 times his first two seasons combined... scored 20+ in a career-high 7 straight games from 12/22/23-1/5/24.
- Scored 30+ points nine times after doing so once his first two seasons combined.
- Had 29 double-doubles (25 just point/rebound, one just point/assist), including two triple-doubles... has four career triple-doubles.
- Averaged 5.6 FTA, up from 3.5 his first two seasons.
- Dating back to 1975-76, was the 12th different player (34th time over that span) to have his totals of points, rebounds and assists through the first 63 games played of a season.
- First player to have his totals of points, rebounds, assists, steals and blocks through the first 210 games played of a career since Chris Webber in the mid-90's.
- Became the sixth different player to have averaged at least 20.0 ppg, 9.0 rpg and 5.0 apg while shooting 53.0% or better in a season: Kareem Abdul-Jabbar (twice), Giannis Antetokounmpo (6 times), Wilt Chamberlain (3 times), Nikola Jokić (4 times) and Domantas Sabonis (once).
- Became the second-youngest player (Luka Dončić) to have averaged at least 20.0 ppg, 9.0 rpg and 5.0 apg in a single season.
- Dating back to 1995-96, is the third player (Luka Dončić and Ben Simmons) to have reached his totals of points, rebounds and assists through the first 210 games played of a career.

Career Statistics

| REGULAR SEASON | | REBOUNDS | | | | | | | | | | | | | | | | | |
|----------------|---------|----------------|-------------|------------------|-------------|---------------|-------------|----------------|-------------|----------------------|------------|---------------|------------|------------|------------|-------------|------------|------------|-------------|
| YEAR | | G-S | MIN | FGM-A | PCT | 3FGM-A | PCT | FTM-A | PCT | OFF-DEF-TOT | AST | PF-D | ST | TO | BLK | TP | RPG | APG | PPG |
| 2021-22 | Houston | 72-13 | 1489 | 249-525 | .474 | 29-117 | .248 | 165-232 | .711 | 138-255-393 | 185 | 214-2 | 59 | 145 | 68 | 692 | 5.5 | 2.6 | 9.6 |
| 2022-23 | Houston | 75-72 | 2171 | 442-799 | .553 | 19-57 | .333 | 206-288 | .715 | 242-436-678 | 291 | 258-6 | 70 | 193 | 70 | 1109 | 9.0 | 3.9 | 14.8 |
| 2023-24 | Houston | 63-63 | 2046 | 527-982 | .537 | 33-111 | .297 | 244-352 | .693 | 183-406-589 | 312 | 211-5 | 76 | 162 | 46 | 1331 | 9.3 | 5.0 | 21.1 |
| TOTALS | | 210-148 | 5706 | 1218-2306 | .528 | 81-285 | .284 | 615-872 | .705 | 563-1097-1660 | 788 | 683-13 | 205 | 500 | 184 | 3132 | 7.9 | 3.8 | 14.9 |

#28 Alperen Sengun • C • 6-11/255 • 7/25/02 • Besiktas/Türkiye • 3 Years Pro

2022-23 (Houston)

- In 75 games with 72 starts, averaged 14.8 ppg (55.3% FGs, 33.3% 3FGs, 71.5% FTs), 9.0 rpg, 3.9 apg, 0.93 spg and 0.93 bpg in 28.9 mpg.
- Missed four games (10/24-10/26/22; 1/28/23; 3/20/23) due to illness, one game (11/25/22) with a right groin strain, one game (12/31/22) with low back pain and one game (3/13/23) with a left groin strain.
- Became the third player to have averaged at least 14.0 ppg, 9.0 rpg and 3.0 apg while playing fewer than 29.0 mpg in a single season (Nikola Jokić in 2016-17; Jusuf Nurkić in 2018-19).
- Was the fourth different player to have recorded at least 1,100 points, 650 rebounds and 250 assists while playing fewer than 2,200 minutes in a single season, joining Giannis Antetokounmpo (3x), Nikola Jokić and Domantas Sabonis (2x).
- Scored 20+ points 15 times in 2022-23 and recorded 29 double-doubles, including two triple-doubles.
- Averaged 5.0 assists over his past 39 games played up from 2.6 apg his first 36 GP.
- Recorded multiple blocks 17 times and had 2+ steals 18 times.
- Became the youngest Rocket (20 years, 170 days) to have recorded a triple-double at Sacramento on 1/11/23... also became the youngest center in NBA history to record one.
- Summer 2022: Averaged 16.5 ppg, 8.2 rpg 2.2 apg and 1.2 spg for Türkiye in FIBA EuroBasket 2022.

2021-22 (Houston)

- In 72 games with 13 starts, averaged 9.6 ppg (47.4% FGs, 24.8% 3FGs, 71.1% FTs), 5.5 rpg, 2.6 apg and 0.94 bpg in 20.7 mpg.
- Missed one game (11/10/21) due to illness, seven games (1/1-1/12/22) with a right ankle sprain and two games (3/30-4/1/22) with a left leg contusion.
- Averaged 16.7 ppg, 9.5 rpg, 4.5 apg, 1.4 spg and 1.6 bpg per 36 minutes played.
- Over his final 21 games played, averaged 11.9 ppg and 7.0 rpg in 25.4 mpg after averaging 8.7 ppg and 4.8 rpg in 18.7 mpg his first 51 games played.
- In 12 games as a starter, averaged 12.1 ppg, 8.2 rpg and 3.6 apg in 29.6 mpg.
- Was the fourth player in NBA history to have averaged at least 9.0 ppg, 5.0 rpg and 2.0 apg in fewer than 21.0 mpg in a single season with more than one game played.
- Dating back to 1975-76, was the first player with at least 692 points, 393 rebounds and 185 assists fewer than 1,500 minutes played through the first 72 GP of a season.
- Had eight double-doubles.
- Had 21 points and 14 rebounds with 2 steals and 2 blocks vs. the Lakers on 3/9/22... first teenager (19) to post those numbers since Bill Willoughby (4/10/76).
- Summer 2021: In four starts for Houston in the NBA Summer League, averaged 14.5 ppg (43.2% FGs, 37.5% 3FGs, 60.7% FTs), 11.0 rpg, 2.8 apg, 1.25 spg and 3.00 bpg in 25.0 mpg.

2018-21 (International)

- 2020-21: Was the Turkish Super League MVP while playing for Besiktas... In 34 league games, averaged 18.6 ppg (62.6% FGs, 21.2% 3FGs, 81.2% FTs), 8.9 rpg, 2.7 apg, 1.3 spg and 1.5 bpg... in three FIBA Europe Cup games, averaged 23.0 ppg on 71.0% shooting... increased his scoring average from 5.0 ppg in his first Turkish Super League season in 2019-20 to 18.6 in 2020-21.
- 2019-20: In 22 games for Bandirma Basketbol in the Turkish Super League, averaged 5.0 ppg (51.1% FGs, 58.6% FTs) and 3.9 rpg in 13.5 mpg... in 15 games with Bandirma Basketbol in Basketball Champions League Europe, averaged 6.6 ppg (48.0% FGs, 31.6% 3FGs, 63.6% FTs) and 3.3 rpg in 14.9 mpg.
- 2018-19: Played for Bandirma Kirmizi B.K. in the Turkish Basketball First League, the second-tier pro league... in 29 games, averaged 10.8 ppg (47.6% FGs, 25.9% 3FGs, 60.0% FTs) and 6.8 rpg in 22.3 mpg.

Personal

- Member of the Turkish senior national team and competed in qualifiers for the 2021 Olympics.
- Helped Turkey to a silver medal at the 2019 FIBA Under-18 European Championships while earning All-Tournament Team honors.
- Was also into swimming before concentrating on basketball.

#15 Reed Sheppard • G • 6-3/182 • 6/24/04 • Kentucky/USA • Rookie



| | 2023-24 Highs | Career Highs | Playoff Highs | | 2023-24 Highs | Career Highs | Playoff Highs |
|------|---------------|--------------|---------------|-----|---------------|--------------|---------------|
| PTS | | | | OR | | | |
| FGM | | | | DR | | | |
| FGA | | | | TR | | | |
| 3FGM | | | | AST | | | |
| 3FGA | | | | STL | | | |
| FTM | | | | BLK | | | |
| FTA | | | | MIN | | | |

Career Transactions

Selected by Houston with the third overall pick in the 2024 NBA Draft.

Career Notes

2023-24 Notes/Career Highlights

- Summer 2024: Started four games for Houston at the NBA Summer League in Vegas, averaging 20.0 ppg (50.0% FGs, 27.8% 3FGs, 75.0% FTs), 5.3 apg, 4.8 rpg, 2.8 spg and 1.3 bpg in 33.1 mpg... named All-Summer League First Team.

College

- Was an early entry candidate following his freshman season at Kentucky.
- Averaged 12.5 ppg (53.6% FGs, 83.1% FTs), 4.5 apg, 4.1 rpg and 2.5 spg in 28.9 mpg and 2.3 3FGM on 52.1% shooting.
- Named National Freshman of the Year by both the NABC and USBWA and earned All-America Honorable Mention from the Associated Press.
- Ranked eighth in the nation in steals per game and first in 3-point percentage of players with at least 30 attempts.
- Dating back to 2001-02, joined Tyrese Haliburton as the only Division I players to have averaged at least 12.0 ppg, 4.0 rpg, 4.0 apg, 2.00 spg and 2.0 3FGM in a season while shooting 50.0% or better from the floor.
- Was the third Division I freshman to have recorded at least 80 steals and 75 3-pointers made in a single season.

Personal

- Parents, Jeff and Stacey, were both star basketball players at Kentucky during the 1990's... Jeff won two national championships and was the Most Outstanding Player of the 1998 Final Four while Stacey ranks top-7 in school history in assists, steals and 3-pointers made.
- Mother was diagnosed with breast cancer in February of 2021 and underwent a double mastectomy.
- Was a McDonald's All-American in 2023... game was played at Toyota Center.
- Enjoys fishing.
- Turned 20 years old two days before being drafted by the Rockets.

#10 Jabari Smith Jr. • F • 6-11/213 • 5/13/03 • Auburn/USA • 2 Years Pro



| | 2023-24 Highs | Career Highs | Playoff Highs | | 2023-24 Highs | Career Highs | Playoff Highs |
|-------------|---------------------|---------------------|---------------|------------|----------------------|----------------------|---------------|
| PTS | 34 vs. Atl 12/20/23 | 34 vs. Atl 12/20/23 | | OR | 5 (5 times) | 6 (2 times) | |
| FGM | 10 at NO 12/23/23 | 11 at Sac 1/13/23 | | DR | 14 vs. OKC 12/6/23 | 14 vs. OKC 12/6/23 | |
| FGA | 19 vs. Uta 1/20/24 | 20 at Sac 1/13/23 | | TR | 18 vs. OKC 12/6/23 | 18 vs. OKC 12/6/23 | |
| 3FGM | 5 vs. Dal 3/31/24 | 5 (3 times) | | AST | 5 (3 times) | 6 at NY 3/27/23 | |
| 3FGA | 10 (3 times) | 11 (2 times) | | STL | 4 at Atl 2/10/24 | 4 at Atl 2/10/24 | |
| FTM | 14 vs. Atl 12/20/23 | 14 vs. Atl 12/20/23 | | BLK | 4 (2 times) | 4 (2 times) | |
| FTA | 14 vs. Atl 12/20/23 | 14 vs. Atl 12/20/23 | | MIN | 47:25 at Chi 1/10/24 | 47:25 at Chi 1/10/24 | |

Career Transactions

Selected by Houston with the third overall pick in the 2022 NBA Draft.

Career Notes

2023-24 Notes/Career Highlights

- In 76 games (all starts) for Houston, averaged 13.7 ppg (45.4% FGs, 36.3% 3FGs, 81.1% FTs), 8.1 rpg and 1.6 apg in 31.9 mpg.
- Missed five games (12/29/23; 1/21-1/27/24) with a left ankle sprain and one game (3/25/24) due to a league suspension... Rockets went 2-4 without him.
- Scored 20+ points 14 times (Rockets 9-5 mark).
- Shot 45.4% from the floor after shooting 40.8% as a rookie in 2022-23.
- Over his final 20 games played, averaged 2.3 3FGM on 39.5% shooting (36.3% overall; 30.7% as a rookie in 2022-23).
- Hit 2 3FGM 43 times, including 3+ 22 times... averaged 2.3 3FGM on 39.5% shooting over his final 20 games played.
- Averaged 8.1 rpg, up from 7.2 as a rookie... grabbed 10+ boards in a career-high five straight games from 12/6-12/1/23.
- Had 16 double-doubles and finished one point or one rebound shy of recording 14 more.
- First player in NBA history to have his totals of points, rebounds, blocks and 3FGM through the first 155 games played of a career.
- Joins Luka Dončić and Lauri Markkanen as the only players to have averaged at least 13.0 ppg, 7.0 rpg and 1.5 3FGM through the first two seasons of a career.
- One of five players in NBA history who were 20 or younger to have started at least 76 games in each of their first two seasons joining Dwight Howard, LeBron James, Jayson Tatum and Andrew Wiggins.
- Summer 2023: In two games for Houston at the NBA Summer League in Vegas, averaged 35.5 ppg, 7.0 rpg, 4.0 apg and 1.00 bpg in 32.2 mpg... named All-Summer League Second Team.

Career Statistics

| REGULAR SEASON | | REBOUNDS | | | | | | | | | | | | | | | | | |
|----------------|---------|----------|-------|----------|--------|---------|-------|---------|-------------|--------------|------|-------|----|-----|-----|------|-----|-----|------|
| YEAR | G-S | MIN | FGM-A | PCT | 3FGM-A | PCT | FTM-A | PCT | OFF-DEF-TOT | AST | PF-D | ST | TO | BLK | TP | RPG | APG | PPG | |
| 2022-23 | Houston | 79-79 | 2451 | 364-892 | .408 | 120-391 | .307 | 162-206 | .786 | 122-447-569 | 101 | 227-0 | 43 | 104 | 74 | 1010 | 7.2 | 1.3 | 12.8 |
| 2023-24 | Houston | 76-76 | 2424 | 378-833 | .454 | 138-380 | .363 | 150-185 | .811 | 139-477-616 | 121 | 200-2 | 52 | 89 | 61 | 1044 | 8.1 | 1.6 | 13.7 |
| TOTALS | | 155-155 | 4874 | 742-1725 | .430 | 258-771 | .335 | 312-391 | .798 | 261-924-1185 | 222 | 427-2 | 95 | 193 | 135 | 2054 | 7.6 | 1.4 | 13.3 |

#10 Jabari Smith Jr. • F • 6-11/213 • 5/13/03 • Auburn/USA • 2 Years Pro

2022-23 (Houston)

- In 79 games (all starts) for Houston, averaged 12.8 ppg (40.8% FGs, 30.7% 3FGs, 78.6% FTs), 7.2 rpg, 1.3 apg and 0.94 bpg in 31.0 mpg.
- Missed one game (11/5/22) due to illness and two games (1/21-1/23/23) with a right ankle sprain.
- Was an NBA All-Rookie Team Second Team selection.
- Over the final 20 games, averaged 15.8 ppg on 47.2% shooting up from 11.8 ppg on 38.3% shooting his first 59 games played.
- Over his final 62 games played, shot 50.8% inside-the-arc after shooting 35.7% his first 17 games played.
- Hit multiple 3FGM 38 times, including 3+ 19 times... had 3+ in six straight games from 11/20-12/2/22, tying for the third-longest streak by rookie in NBA history.
- Had the second-most 3FGM (118) by a rookie listed 6'10" or taller in NBA history.
- Hit the game-winning 3-pointer with 0.4 seconds left vs. New Orleans on 3/17/23.
- Tied for the fourth-most double-doubles (16) by a 19 year old... grabbed 10+ rebounds 19 times.
- Became the youngest player in NBA history to have recorded at least 20 points and 10 rebounds in three straight games (3/9-3/13/23).
- Joined Luka Dončić as the only rookies to have recorded at least 550 rebounds and 100 3FGM.
- Summer 2022: Started all five games for Houston at the NBA Summer League in Vegas, while averaging 14.4 ppg (37.7% FGs, 25.9% 3FGs, 76.5% FTs), 9.4 rpg, 1.8 apg, 1.6 spg and 1.4 bpg in 29.8 mpg.

College

- Was an early entry candidate for the 2022 NBA Draft following his freshman season at Auburn.
- Averaged 16.9 ppg, 7.4 rpg, 2.0 apg, 1.1 spg and 1.0 bpg along with 2.3 3FGM on 42.0% shooting.
- Over the final nine games, averaged 21.8 ppg, 9.1 rpg and 2.8 apg... scored 25+ points four times over that span after doing so once his first 25 games played.
- Earned consensus second-team All-American honors and was named National Freshman of the Year by the National Association of Basketball Coaches (NABC) and the U.S. Basketball Writers Association (USBWA).
- Dating back to 1992-93, joined Kevin Durant as the only freshmen to have averaged at least 16.0 ppg, 7.0 rpg and 2.0 3FGM while shooting 40.0% or better from behind-the-arc.
- Dating back to 1992-93, was one of four freshmen to have averaged at least 16.0 ppg, 7.0 rpg, 2.0 3FGM and 1.00 bpg.
- Hit at least one 3-pointer in each of the final 29 games of the season... shot 7-of-10 from behind-the-arc vs. Vanderbilt on 2/16/22.
- Averaged 4.8 FTA on 79.9% shooting... was one of six freshmen in 2021-22 to have averaged at least 4.0 FTA while shooting 79.0% or better and the only one not classified as a guard.
- Grabbed 10+ rebounds nine times, including seven double-doubles.

Personal

- Son of Jabari Smith Sr. and Taneskia Purnell... father was the 45th overall pick by Sacramento in the 2000 NBA Draft and played four seasons in the NBA in addition to playing overseas.
- Cousin of Kwame Brown, who was the first overall pick in 2001 and played 12 seasons in the NBA.
- As a senior at Sandy Creek High School outside of Atlanta, was named Mr. Georgia Basketball and Georgia Gatorade Player of the Year.
- Was a McDonald's All-American and was selected to both the Jordan Brand Classic and Nike Hoops Summit.
- Won a gold medal playing for the United States at the 2019 FIBA Under-16 Championship.
- Was selected to the USA Basketball Men's Select Team to help prepare the national team for the 2024 Paris Olympics.

#8 Jae'Sean Tate • F • 6-5/226 • 10/28/95 • Ohio State/USA • 4 Years Pro



| | 2023-24 Highs | Career Highs | Playoff Highs | | 2023-24 Highs | Career Highs | Playoff Highs |
|-------------|-------------------|-------------------|---------------|------------|---------------------|-----------------------|---------------|
| PTS | 16 vs. Det 1/1/24 | 32 at OKC 12/1/21 | | OR | 4 at Mem 2/14/24 | 6 vs. BKN 3/3/21 | |
| FGM | 6 (2 times) | 11 at OKC 12/1/21 | | DR | 8 vs. Mem 11/22/23 | 12 vs. OKC 10/22/21 | |
| FGA | 10 (2 times) | 19 (2 times) | | TR | 9 vs. Mem 11/22/23 | 14 vs. OKC 10/22/21 | |
| 3FGM | 3 vs. Sac 11/4/23 | 4 vs. Atl 3/16/21 | | AST | 5 vs. Cha 11/1/23 | 10 (2 times) | |
| 3FGA | 6 vs. LAL 11/8/23 | 9 (2 times) | | STL | 4 vs. NY 2/12/24 | 4 (7 times) | |
| FTM | 4 vs. Det 1/1/24 | 9 at OKC 12/1/21 | | BLK | 2 (3 times) | 5 at OKC 12/1/21 | |
| FTA | 6 vs. Det 1/1/24 | 10 at OKC 12/1/21 | | MIN | 35:18 vs. Phi 12/29 | 40:18 vs. Tor 3/22/21 | |

Career Transactions

Not selected in the 2018 NBA Draft... Signed as a free agent with Houston on 11/25/20.

Career Notes

2023-24 Notes/Career Highlights

- In 65 games with nine starts for Houston, averaged 4.1 ppg (47.2% FGs, 29.9% 3FGs, 66.7% FTs), 3.0 rpg and 1.0 apg in 15.9 mpg.
- Missed one game (11/29/23) with left knee soreness, one game (12/15/23) due to illness, one game (1/24/24) with a left wrist strain, five games (4/5-4/12/24) with a right ankle sprain and recorded eight DNP-CD's.
- Averaged 9.3 ppg, 6.9 rpg, 2.2 apg and 1.5 spg per 36 minutes played.
- Scored 10+ points four times.
- Had more steals (42) than turnovers (37).
- Is the 19th player to have reached his totals of points, rebounds, assists, steals, blocks and 3FGM through the first 244 games of a career.
- Has the third-most games played (244) by an undrafted Rocket, trailing Matt Bullard (538) and Chuck Hayes (426)... Moses Malone wasn't drafted into the NBA but was drafted by the ABA & went to the NBA via the ABA dispersal draft.

Career Statistics

| REGULAR SEASON | | REBOUNDS | | | | | | | | | | | | | | | | | |
|----------------|---------|----------------|-------------|-----------------|-------------|----------------|-------------|----------------|-------------|---------------------|------------|--------------|------------|------------|-----------|-------------|------------|------------|------------|
| YEAR | G-S | MIN | FGM-A | PCT | 3FGM-A | PCT | FTM-A | PCT | OFF-DEF-TOT | AST | PF-D | ST | TO | BLK | TP | RPG | APG | PPG | |
| 2020-21 | Houston | 70-58 | 2043 | 316-625 | .506 | 60-195 | .308 | 102-147 | .694 | 132-242-374 | 178 | 222-2 | 85 | 98 | 36 | 794 | 5.3 | 2.5 | 11.3 |
| 2021-22 | Houston | 78-77 | 2056 | 363-729 | .498 | 63-202 | .312 | 130-184 | .707 | 135-285-420 | 222 | 286-3 | 72 | 139 | 41 | 919 | 5.4 | 2.8 | 11.8 |
| 2022-23 | Houston | 31-7 | 678 | 110-229 | .480 | 13-46 | .283 | 50-69 | .725 | 41-77-118 | 84 | 106-3 | 21 | 47 | 7 | 283 | 3.8 | 2.7 | 9.1 |
| 2023-24 | Houston | 65-9 | 1031 | 108-229 | .472 | 23-77 | .299 | 26-39 | .667 | 61-136-197 | 64 | 137-1 | 42 | 37 | 15 | 265 | 3.0 | 1.0 | 4.1 |
| TOTALS | | 244-151 | 5808 | 897-1812 | .495 | 159-520 | .306 | 308-439 | .702 | 369-740-1109 | 548 | 751-9 | 220 | 321 | 99 | 2261 | 4.5 | 2.2 | 9.3 |

#8 Jae'Sean Tate • F • 6-5/226 • 10/28/95 • Ohio State/USA • 4 Years Pro

2022-23 (Houston)

- In 31 games with seven starts, averaged 9.1 ppg (48.0% FGs, 28.3% 3FGs, 72.5% FTs), 3.8 rpg and 2.7 apg in 20.6 mpg.
- Missed 40 games with right ankle soreness/injury management (10/19-10/24/22; 10/31/22-1/4/23; 1/26/23; 2/4/23; 2/28/23; 3/5/23; 3/20/23), one game (1/15/23) due to a league suspension and 10 games (3/22-4/9/23) with left knee soreness... missed a total of six games his first two seasons.
- Scored in double-figures 15 times.

2021-22 (Houston)

- In 78 games with 77 starts, averaged 11.8 ppg (49.8% FGs, 31.2% 3FGs, 70.7% FTs), 5.4 rpg and 2.8 apg in 26.4 mpg.
- Missed two games (12/27-12/28/21) due to health & safety protocols and two games (3/9-3/11/22) with left ankle soreness.
- Scored 20+ points six times, including a career-high 32 at Oklahoma City on 12/1/21.
- Hit 2+ 3FGM 19 times, including 3+ four times.
- Had seven double-doubles.
- Recorded multiple steals 18 times.

2020-21 (Houston)

- In 70 games with 58 starts for Houston, averaged 11.3 ppg (50.6% FGs, 30.8% 3FGs, 69.4% FTs), 5.3 rpg, 2.5 apg and 1.21 spg in 29.2 mpg.
- Named All-Rookie First Team, becoming first Rocket to earn those honors since Luis Scola in 2007-08.
- Missed one game (5/5/21) due to health & safety protocols and one game (5/7/21) with a left knee contusion.
- Started 58 of his final 61 games played.
- Had 794 points, 374 rebounds, 178 assists, 85 steals, 36 blocks and 60 3FGM... first rookie to post those numbers within the first 70 games played of a career (Paul Pierce did so over a two-season span).
- Post All-Star break, was one of 10 players to have averaged at least 12.0 ppg, 5.0 rpg, 3.0 apg and 1.50 spg.
- Scored 10+ points 37 times, including 20+ six times.
- Hit 2+ 3FGM 15 times, including 3+ eight times.
- Recorded 2+ steals 23 times, including 3+ 12 times... had 3 steals and 3 blocks at Detroit on 1/22/21... first Rockets rookie with 3+ steals and 3+ blocks in a game since Robert Horry on 11/25/92.
- Had three double-doubles (one point/rebound; two point/assist) and grabbed 10+ rebounds twice... first Rockets rookie with a point/assist and a point/rebound double-double since Steve Francis in 1999-00.

2019-20 (International)

- Played for the Sydney Kings of the Australian National Basketball League... Team advanced to the NBL Finals.
- In 36 games (all starts), averaged 16.4 ppg (65.1% FGs, 40.5% 3FGs, 60.2% FTs), 5.8 rpg, 1.9 apg and 1.06 spg in 26.9 mpg.
- Named All-NBL First Team.

2018-19 (International)

- Played for the Antwerp Giants of the Belgian Pro Basketball League... Team advanced to the league finals.
- In 43 Belgian league games, averaged 10.1 ppg (56.0% FGs, 45.5% 3FGs, 64.1% FTs), 3.9 rpg and 1.7 apg in 21.5 mpg.
- In 20 Basketball Champions League games, averaged 12.2 ppg (54.2% FGs, 40.5% 3FGs, 49.5% FTs), 5.1 rpg and 1.5 apg in 24.7 mpg... Also averaged 17.3 ppg, 8.5 rpg and 2.5 apg in four BCL qualifiers.
- Named All-PBL Offensive Team.

College

- Spent all four seasons at Ohio State...For his career, averaged 11.7 ppg (55.2% FGs), 6.0 rpg, 1.7 apg and 1.1 spg in 28.0 mpg.
- Started all 94 of his games played over his final three seasons.
- Earned Honorable Mention All-Big Ten honors by media and coaches as both a sophomore and junior... Was Second Team All-Big Ten by coaches as a senior and Honorable Mention by media.

Personal

- Father, Jermaine, played collegiately at Ohio State and Cincinnati and professionally overseas.
- Has a tattoo on his left leg with his mother's name and birthdate... She passed away when he was 8.
- Has three siblings, Jalen, Jada and Jocelyn.
- Helped Pickerington Central High School in Ohio to a 26-2 record and the OHSAA Division I State Championship as a sophomore.
- Also played football in high school as a defensive end and a tight end before a shoulder injury cut short his junior season.
- Was high school teammates with Caris LeVert.

#1 Amen Thompson • G/F • 6-7/215 • 1/30/03 • Overtime Elite/USA • 1 Year Pro



| | 2023-24 Highs | Career Highs | Playoff Highs | | 2023-24 Highs | Career Highs | Playoff Highs |
|-------------|-------------------|-------------------|---------------|------------|----------------------|----------------------|---------------|
| PTS | 25 (2 times) | 25 (2 times) | | OR | 8 at Uta 3/29/24 | 8 at Uta 3/29/24 | |
| FGM | 10 (2 times) | 10 (2 times) | | DR | 11 vs. Bos 1/21/24 | 11 vs. Bos 1/21/24 | |
| FGA | 18 at OKC 3/27/24 | 18 at OKC 3/27/24 | | TR | 15 (2 times) | 15 (2 times) | |
| 3FGM | 1 (8 times) | 1 (8 times) | | AST | 10 at LAC 4/14/24 | 10 at LAC 4/14/24 | |
| 3FGA | 7 at Orl 10/25/23 | 7 at Orl 10/25/23 | | STL | 5 vs. NY 2/12/24 | 5 vs. NY 2/12/24 | |
| FTM | 6 at Uta 3/29/24 | 6 at Uta 3/29/24 | | BLK | 5 at Por 3/8/24 | 5 at Por 3/8/24 | |
| FTA | 8 at Uta 3/29/24 | 8 at Uta 3/29/24 | | MIN | 40:23 at Uta 3/29/24 | 40:23 at Uta 3/29/24 | |

Career Transactions

Selected by Houston with the fourth overall pick in the 2023 NBA Draft.

Career Notes

2023-24 Notes/Career Highlights

- In 62 games with 23 starts for Houston, averaged 9.5 ppg (53.6% FGs, 13.8% 3FGs, 68.4% FTs), 6.6 rpg, 2.6 apg and 1.26 spg in 22.4 mpg.
- Missed 13 games (11/4-12/2/23) with a right ankle sprain, four games (12/13-12/18/23) due to illness and one game (4/5/24) with a left ankle sprain.
- Named NBA All-Rookie Second Team.
- Became the fourth player (George Johnson in 1980-81; Nikola Jokić in 2015-16; Greg Monroe in 2016-17) to have averaged at least 9.0 ppg, 6.0 rpg, 2.0 apg and 1.00 spg in a season while playing fewer than 23.0 mpg.
- Per 36 minutes played, averaged 15.4 ppg, 10.6 rpg, 4.2 apg, 2.0 spg.
- In 23 games as a starter, averaged 13.5 ppg, 9.9 rpg, 3.7 apg and 1.5 spg in 30.7 mpg while shooting 58.4% from the floor... joined Luka Dončić as the only starters with more than two appearances in 2023-24 to have averaged at least 13.0 ppg, 9.0 rpg, 3.0 apg and 1.40 spg.
- Grabbed 10+ rebounds 15 times while recording 13 double-doubles including one triple-double with 18 points, 11 rebounds and 10 assists at the Clippers in the season finale on 4/14/24... also had 3 steals and 3 blocks in that game, becoming the second rookie (Lonzo Ball on 11/11/17) to have posted those numbers in a single game.
- Over his final 40 games played, averaged 11.6 ppg (56.4% FGs), 8.2 rpg, 3.1 apg and 1.4 spg in 26.1 mpg after averaging 5.9 ppg (45.0% FGs), 3.7 rpg, 1.8 apg and 1.0 spg in 15.7 mpg his first 22 GP.
- Averaged 3.4 FTA on 75.0% shooting over his final 19 games played after averaging 2.1 on 63.7% shooting his first 43 games played.
- Had 8 points, 13 rebounds, 5 assists and 5 steals vs. New York on 2/12/24; first rookie to have those numbers since Magic Johnson on 3/12/80.
- Assigned to the Rockets G League affiliate Rio Grande Valley from 12/5-12/9/23.
- G League 2023-24: In two Showcase games, averaged 21.5 ppg (47.5% FGs, 2-6 3FGs, 2-2 FTs), 10.5 rpg, 7.5 apg, 1.50 spg and 1.00 bpg in 36.9 mpg.
- Summer 2023: Had 16 points, 5 assists, 2 rebounds, 4 blocks and 3 steals in his only game at the NBA Summer League in Vegas before suffering a left ankle sprain.

Career Statistics

| REGULAR SEASON | | | | | | | | | | | | REBOUNDS | | | | | | | |
|----------------|---------|-------|-------|---------|--------|------|-------|---------|-------------|-------------|------|----------|----|-----|----|-----|-----|-----|-----|
| YEAR | G-S | MIN | FGM-A | PCT | 3FGM-A | PCT | FTM-A | PCT | OFF-DEF-TOT | AST | PF-D | ST | TO | BLK | TP | RPG | APG | PPG | |
| 2023-24 | Houston | 62-23 | 1388 | 239-446 | .536 | 8-58 | .138 | 106-155 | .684 | 148-261-409 | 163 | 141-1 | 78 | 90 | 38 | 592 | 6.6 | 2.6 | 9.5 |

#1 Amen Thompson • G/F • 6-7/215 • 1/30/03 • Overtime Elite/USA • 1 Year Pro

Overtime Elite (2021-2023)

- Spent two seasons with Overtime Elite (OTE), an Atlanta-based league which offers players ages 16 through 20 a pathway to becoming professional athletes.
- In 2022-23, teamed with his twin brother Ausar to lead the City Reapers to the OTE championship; hit the game-winning buzzer beater in Game 2 of OTE's best-of-five Finals.
- During the Reapers playoff run in 2023, averaged 17.2 points, 9.2 assists and 7.2 rebounds up from his season averages of 16.4 ppg, 5.9 apg and 5.9 rpg... ranked third in the league in assists and sixth in scoring.
- In 51 career games (regular season/playoffs) in OTE, shot 53.9% from the floor while averaging 2.2 steals and 1.2 blocks.
- During the summer of 2022, represented a collection of OTE draft eligible players in a series of games overseas against professional teams from Spain and Serbia... in five games played, averaged 17.0 ppg, 6.0 rpg, 3.8 apg and 2.0 spg while shooting 56.1% from the floor.

Personal

- Selected with the fourth overall pick by Houston in the 2023 NBA Draft... his twin brother Ausar was picked fifth by Detroit; since the NBA/ABA merger in 1976, marked first time brothers were picked Top-10 in the same draft.
- Older brother, Troy, played basketball at Prairie View A&M.
- Born near Oakland, Calif. but went to high school at Pine Crest School in Florida... won the Florida state championship in 2020-21 and bypassed his senior season to join OTE.
- Led Pine Crest to the Florida Class 4A state championship with 43 points; team overcame an 8-point deficit with 45 second remaining in overtime.
- Was selected to the USA Basketball Men's Select Team to help prepare the national team for the 2024 Paris Olympics.

#5 Fred VanVleet • G • 6-0/193 • 2/25/94 • Wichita State/USA • 8 Years Pro



| | 2023-24 Highs | Career Highs | Playoff Highs | | 2023-24 Highs | Career Highs | Playoff Highs |
|-------------|--------------------|-------------------|--------------------|------------|-----------------------|----------------------|---------------------|
| PTS | 42 at Uta 4/11/24 | 54 at Orl 2/2/21 | 30 vs. BKN 8/17/20 | OR | 3 at Uta 4/11/24 | 4 vs. Ind 10/27/21 | 2 (3 times) |
| FGM | 13 vs. Orl 4/9/24 | 17 at Orl 2/2/21 | 11 vs. BKN 8/17/20 | DR | 8 (2 times) | 10 at Uta 2/1/23 | 9 at Bos 9/9/20 |
| FGA | 30 at Uta 4/11/24 | 30 at Uta 4/11/24 | 23 at PHI 4/18/22 | TR | 8 (4 times) | 12 at Uta 2/1/23 | 9 at Bos 9/9/20 |
| 3FGM | 10 vs. Uta 3/23/24 | 11 at Orl 2/2/21 | 8 vs. BKN 8/17/20 | AST | 17 at Cle 12/18/23 | 20 at Cha 4/2/23 | 11 vs. BKN 8/17/20 |
| 3FGA | 15 vs. Uta 3/23/24 | 17 vs. NO 1/9/22 | 16 at PHI 4/18/22 | STL | 5 (2 times) | 7 at Orl 11/29/19 | 6 vs. Bos 8/30/20 |
| FTM | 10 (2 times) | 13 at Mia 8/3/00 | 5 (2 times) | BLK | 6 at Cha 1/26/24 | 6 at Cha 1/26/24 | 2 (5 times) |
| FTA | 13 at Den 12/8/23 | 14 at Atl 1/20/20 | 6 vs. GS 5/30/19 | MIN | 45:37 vs. Por 1/24/24 | 53:31 at Mia 1/29/22 | 50:54 at Bos 9/9/20 |

Career Transactions

Not selected in the 2016 NBA Draft... Signed as a free agent with Toronto on 7/16/16... Re-signed with Toronto on 7/6/18 and 11/24/20... Signed as a free agent with Houston on 7/7/23.

Career Notes

2023-24 Notes/Career Highlights

- In 73 games (all starts) for Houston, averaged 17.4 ppg (41.6% FGs, 38.7% 3FGs, 86.0% FTs), 8.1 apg, 3.8 rpg and 1.38 spg in 36.8 mpg.
- Missed one game (11/29/23) with a left thumb sprain, one game (1/21/24) with lower back tightness, five games (2/6-2/14/24) with a left adductor strain and two games (4/12-4/12/24) with a right hip contusion.
- Ranked seventh in assists (8.1 apg), fourth in assist-to-turnover ratio (4.67) and sixth in the NBA with 36.8 mpg... averaging a league-high 36.8 mpg dating back to 2019-20.
- Scored 20+ points 30 times, including 30+ six times and 40+ once.
- Hit 2+ 3FGM 59 times, including 3+ 42 times, and 4+ 26 times... over his final 21 games played, averaged 3.6 3FGM on 41.1%... hit a Rockets franchise-high tying 10 3FGM vs. Utah on 3/23/24.
- Averaged 3.1 3FGM on 38.7% shooting... over past five seasons, was one of eight players with 300+ GP to have averaged at least 3.0 3FGM.
- Recorded 10+ assists 24 times with 20 double-doubles... did not have more than 10 double-doubles in a season prior in his career.
- Third player (Muggsy Bogues twice; Jose Calderon once) to have at least 589 assists with 126 or fewer turnovers in a season.
- Recorded 2+ steals 29 times.
- Had a career-high 59 blocks and is tied for the fourth-most blocks (228) of any player listed 6'0" or shorter in NBA history.
- Over the past five seasons, joins LaMelo Ball as the only player averaging at least 18.0 ppg, 7.0 apg, 4.0 rpg and 1.50 spg.
- Averaged at least 6.0 apg, 1.50 spg and 3.0 3FGM in three different seasons... only Stephen Curry (6 times) and James Harden (4 times) have more seasons doing so.
- Joins James Harden and Deron Williams as only players in NBA history to have recorded a 50-point game, a 20-assist game and to have hit at least 10 3FGM in a game.

Career Statistics

| REGULAR SEASON | | | | REBOUNDS | | | | | | | | | | | | | | | |
|----------------|---------|----------------|--------------|------------------|-------------|------------------|-------------|------------------|-------------|----------------------|-------------|---------------|------------|------------|------------|-------------|------------|------------|-------------|
| YEAR | | G-S | MIN | FGM-A | PCT | 3FGM-A | PCT | FTM-A | PCT | OFF-DEF-TOT | AST | PF-D | ST | TO | BLK | TP | RPG | APG | PPG |
| 2016-17 | Toronto | 37-0 | 294 | 39-111 | .351 | 11-29 | .379 | 18-22 | .818 | 4-38-42 | 35 | 36-0 | 16 | 15 | 3 | 107 | 1.1 | 0.9 | 2.9 |
| 2017-18 | Toronto | 76-0 | 1520 | 232-545 | .426 | 108-261 | .414 | 84-101 | .832 | 25-159-184 | 243 | 130-0 | 68 | 74 | 19 | 656 | 2.4 | 3.2 | 8.6 |
| 2018-19 | Toronto | 64-28 | 1760 | 246-600 | .410 | 112-296 | .378 | 97-115 | .843 | 21-146-167 | 307 | 110-0 | 57 | 82 | 20 | 701 | 2.6 | 4.8 | 11.0 |
| 2019-20 | Toronto | 54-54 | 1928 | 319-773 | .413 | 146-374 | .390 | 168-198 | .848 | 18-185-203 | 357 | 132-0 | 100 | 121 | 17 | 952 | 3.8 | 6.6 | 17.6 |
| 2020-21 | Toronto | 52-52 | 1898 | 338-870 | .389 | 174-476 | .366 | 169-191 | .885 | 32-188-220 | 328 | 119-0 | 87 | 95 | 37 | 1019 | 4.2 | 6.3 | 19.6 |
| 2021-22 | Toronto | 65-65 | 2462 | 442-1097 | .403 | 242-642 | .377 | 194-222 | .874 | 44-245-289 | 434 | 162-0 | 111 | 170 | 35 | 1320 | 4.4 | 6.7 | 20.3 |
| 2022-23 | Toronto | 69-69 | 2535 | 437-1112 | .393 | 207-606 | .342 | 254-283 | .898 | 30-250-280 | 495 | 193-1 | 123 | 140 | 38 | 1335 | 4.1 | 7.2 | 19.3 |
| 2023-24 | Houston | 73-73 | 2684 | 423-1018 | .416 | 227-586 | .387 | 197-229 | .860 | 33-245-278 | 589 | 183-1 | 101 | 126 | 59 | 1270 | 3.8 | 8.1 | 17.4 |
| TOTALS | | 490-341 | 15082 | 2476-6126 | .404 | 1227-3270 | .375 | 1181-1361 | .868 | 207-1456-1663 | 2788 | 1065-2 | 663 | 823 | 228 | 7360 | 3.4 | 5.7 | 15.0 |
| PLAYOFFS | | | | REBOUNDS | | | | | | | | | | | | | | | |
| YEAR | | G-S | MIN | FGM-A | PCT | 3FGM-A | PCT | FTM-A | PCT | OFF-DEF-TOT | AST | PF-D | ST | TO | BLK | TP | RPG | APG | PPG |
| 2016-17 | Toronto | 7-0 | 29 | 6-9 | .667 | 2-5 | .400 | 0-0 | --- | 0-1-1 | 4 | 3-0 | 1 | 1 | 0 | 14 | 0.1 | 0.6 | 2.0 |
| 2017-18 | Toronto | 6-1 | 114 | 13-39 | .333 | 8-28 | .286 | 7-8 | .875 | 0-10-10 | 13 | 8-0 | 0 | 4 | 0 | 41 | 1.7 | 2.2 | 6.8 |
| 2018-19 | Toronto | 24-0 | 592 | 65-166 | .392 | 38-98 | .388 | 24-31 | .774 | 7-33-40 | 62 | 49-0 | 18 | 21 | 6 | 192 | 1.7 | 2.6 | 8.0 |
| 2019-20 | Toronto | 11-11 | 430 | 76-190 | .400 | 43-110 | .391 | 21-25 | .840 | 5-43-48 | 76 | 27-0 | 18 | 22 | 7 | 216 | 4.4 | 6.9 | 19.6 |
| 2021-22 | Toronto | 4-4 | 140 | 19-54 | .352 | 12-36 | .333 | 5-6 | .833 | 2-10-12 | 25 | 12-1 | 7 | 4 | 4 | 55 | 3.0 | 6.3 | 13.8 |
| TOTALS | | 52-16 | 1305 | 179-458 | .391 | 103-277 | .372 | 57-70 | .814 | 14-97-111 | 180 | 99-1 | 44 | 52 | 17 | 518 | 2.1 | 3.5 | 10.0 |

2022-23 (Toronto)

- In 69 games (all starts), averaged 19.3 ppg (39.3% FGs, 34.2% 3FGs, 89.9% FTs), 7.2 apg, 4.1 rpg and 1.78 spg in 36.7 mpg.
- Missed five games (10/31-11/4/22; 12/29-12/30/22) with low back stiffness, three games (11/12-11/14/22; 11/23/22) due to illness, one game (1/21/23) with right rib soreness, three games (2/23-2/26/23) due to personal reasons and one game (4/9/23) with left thumb soreness.
- Scored 20+ points 31 times, including 30+ 10 times.
- Had 10 assists 12 times with 10 double-doubles and one triple-double at Utah on 2/1/23... had 20 points and 20 assists at Charlotte on 4/2/23.
- Hit 2+ 3FGM 56 times, including 3+ 42 times and 4+ 22 times.
- Ranked sixth in steals (1.78 spg)... recorded 2+ steals 37 times, including 3+ 21 times.
- Ranked 12th in the league in assists (7.2 apg) and 10th in assist-to-turnover ratio (3.54).
- Play-In 2023: Had 26 points, 12 rebounds and 8 assists vs. Chicago.

2021-22 (Toronto)

- In 65 games (all starts), averaged 20.3 ppg (40.3% FGs, 37.7% 3FGs, 87.4% FTs), 6.7 apg, 4.4 rpg and 1.71 spg in 37.9 mpg.
- Missed one game (11/13/21) with left groin soreness, two games (12/26-12/28/21) due to health & safety protocols and 14 games (1/25-1/26/22; 2/10/22; 2/16/22; 2/28-3/6/22; 3/12/22; 3/20/22; 4/7-4/10/22) with right knee soreness/injury management.
- Selected as an All-Star reserve... Eastern Conference Player of the Week for 1/3-1/9/22.
- Ranked sixth in steals (1.71 spg)... recorded multiple steals 35 times including 3+ 13 times.
- Became fourth different player (Stephen Curry, James Harden, Kyle Lowry) to have averaged at least 20.0 ppg, 6.0 apg, 4.0 rpg, 1.50 spg and 3.0 3FGM in a single season.
- Scored 20+ points 33 times, including 30+ eight times.
- Recorded 10+ assists nine times and 10+ rebounds twice... had 10 double-doubles, including his first triple-double vs. Utah on 1/7/22.
- Ranked third in 3FGM (240)... hit 2+ 3FGM in 61 of his 65 games played, including 3+ 47 times, 4+ 33 times, 5+ 20 times and 6+ 12 times.
- Playoffs 2022: In four games (all starts) during Toronto's First Round series vs. Philly, averaged 13.8 ppg (35.2% FGs, 33.3% 3FGs, 83.3% FTs), 6.3 apg, 3.0 rpg and 1.75 spg in 35.0 mpg... missed the final two games of the series with a strained left hip flexor suffered in the second quarter of Game 4.

2020-21 (Toronto)

- In 52 games (all starts), averaged 19.6 ppg (6.3 apg, 4.2 rpg and 1.67 spg in 36.5 mpg).
- Missed five games (3/3-3/14/21) due to health & safety protocols, and 14 games (4/5-4/14/21; 4/18/21; 4/29/21; 5/2/21; 5/8-5/16/21) with a strained left hip flexor.
- Ranked fifth in steals (1.67 spg)... recorded 2+ steals 27 times, including 3+ 12 times.
- Scored 20+ points 27 times, including 30+ five times.
- Had a career-high 54 points (17-23 FGs, 11-14 3FGs, 9-9 FTs) in 37 minutes of play at Orlando on 2/2/21... marked highest point total by an undrafted player in NBA history.
- Recorded 10+ assists six times with five double-doubles.
- Hit 2+ 3FGM 43 times, including 3+ 33 times, 4+ 24 times and 5+ 15 times.

2019-20 (Toronto)

- In 54 games (all starts), averaged 17.6 ppg (41.3% FGs, 39.0% 3FGs, 84.8% FTs), 6.6 apg, 3.8 rpg and 1.85 spg.
- Missed five games (12/9-12/18/19) with a right knee contusion, five games (1/7-1/17/20) with a right hamstring strain, six games (2/28-3/9/20) with left shoulder soreness, one game (8/10/20) with a hyperextended right knee and one game (8/14/20) for rest.
- Ranked fourth in steals (1.85 spg)... recorded 2+ steals 26 times, including 3+ 15 times.
- Scored 20+ points 22 times, including 30+ three times.
- Recorded 10+ assists nine times with eight double-doubles.
- Hit 2+ 3FGM 41 times, including 3+ 26 times and 4+ 14 times.
- Playoffs 2020: In 11 games (all starts) during Toronto's run to the Conference Semifinals, averaged 19.6 ppg (40.0% FGs, 39.1% 3FGs, 84.0% FTs)... scored 20+ points six times, including 30 points once.

2018-19 (Toronto)

- In 64 games with 28 starts, averaged 11.0 ppg (41.0% FGs, 37.8% 3FGs, 84.3% FTs), 4.8 apg and 2.6 rpg in 27.5 mpg.
- Missed four games (10/24-10/30/18) with a left big toe sprain, one game (12/16/18) with lower back soreness, one game (1/13/19) with a left thigh contusion and 12 games (2/11-3/14/19) with a left thumb partial ligament injury.
- Scored 20+ points five times, including 30+ once.
- Recorded 10+ assists twice with one double-double.
- Hit 2+ 3FGM 33 times, including 3+ 16 times.
- Playoffs 2019: Appeared in all 24 games during Toronto's championship run while averaging 8.0 ppg (39.2% FGs, 38.8% 3FGs, 77.4% FTs), 2.6 apg and 1.8 rpg in 24.7 mpg... scored 20+ points twice, including 22 points in the Finals clinching win vs. Golden State.

2017-18 (Toronto)

- In 76 games, averaged 8.6 ppg (42.6% FGs, 41.4% 3FGs, 83.2% FTs), 3.2 apg and 2.4 rpg in 20.0 mpg.
- Missed one game (1/17/18) with a right knee contusion, one game (2/1/18) for personal reasons, two games (3/18-3/20/18) with a right hand contusion and one game (4/9/18) with lower back tightness... recorded one DNP-CD.
- Was a finalist for the Sixth Man of the Year award.
- Scored 20+ points twice.
- Hit 2+ 3FGM 30 times, including 3+ 16 times.
- Playoffs 2018: Appeared in six games during Toronto's run to the Conference Semifinals while averaging 6.8 ppg (33.3% FGs, 28.6% 3FGs, 87.5% FTs), 2.2 apg and 1.7 rpg in 19.0 mpg.
- Summer 2017: In four games for Toronto at the NBA Summer League in Vegas, averaged 18.8 ppg (55.3% FGs, 44.4% 3FGs, 15-15 FTs), 5.0 apg, 4.0 rpg and 1.5 spg in 28.3 mpg.

#5 Fred VanVleet • G • 6-0/193 • 2/25/94 • Wichita State/USA • 8 Years Pro

2016-17 (Toronto)

- In 37 games, averaged 2.9 ppg (35.1% FGs, 37.9% 3FGs, 81.8% FTs) and 1.1 rpg in 7.9 mpg.
- Scored in double-figures three times.
- G League 2016-17: In 16 games while assigned to Raptors 905, averaged 16.9 ppg (40.6% FGs, 40.7% 3FGs, 84.3% FTs), 7.6 apg, 3.5 rpg and 1.50 spg in 32.4 mpg.
- Playoffs 2017: Appeared in seven games during Toronto's run to the Conference Semifinals, scoring a total of 14 points (6-9 FGs, 2-5 3FGs) with 4 assists in 29 minutes of play.
- Summer 2016: In five games for Toronto at the NBA Summer League in Vegas, averaged 6.2 ppg (41.7% FGs, 54.5% 3FGs, 83.3% FTs), 3.0 rpg, 1.6 apg and 1.2 spg in 16.0 mpg.

College

- Was eligible for the 2016 NBA Draft following his senior season at Wichita State... finished his career as the Shockers all-time leader in assists (637) and steals (225).
- Started all 102 of his games played over his final three seasons while averaging 12.5 ppg, 5.4 apg, 3.9 rpg and 1.9 spg.
- Helped Wichita State reach the NCAA Tournament in each of his four seasons, including the Final Four as a freshman.
- Was a two-time Missouri Valley Conference Player of the Year... earned First Team All-MVC honors three times and was a three-time MVC All-Defensive Team selection.

Personal

- Son of Fred Manning and Susan VanVleet... father died when Fred was five.
- Stepfather, Joe Danforth, was a policeman in VanVleet's hometown of Rockford, Illinois... Danforth helped train VanVleet growing up.
- Made a donation to Wichita State to help fund the Fred VanVleet Sports Performance Complex.
- His VanVleet Family Foundation hosts an annual weekend celebration in his hometown of Rockford, which includes a block party and a basketball camp... the foundation also conducts back to school drives, Thanksgiving events and VanVleet has brought students from Rockford to games at nearby NBA cities.

#7 Cam Whitmore • F • 6-7/235 • 7/8/04 • Villanova/USA • 1 Year Pro



| | 2023-24 Highs | Career Highs | Playoff Highs | | 2023-24 Highs | Career Highs | Playoff Highs |
|-------------|-------------------|-------------------|---------------|------------|----------------------|----------------------|---------------|
| PTS | 25 vs. Tor 2/2/24 | 25 vs. Tor 2/2/24 | | OR | 4 (3 times) | 4 (3 times) | |
| FGM | 10 vs. Tor 2/2/24 | 10 vs. Tor 2/2/24 | | DR | 9 at Cha 1/26/24 | 9 at Cha 1/26/24 | |
| FGA | 18 at Cha 1/26/24 | 18 at Cha 1/26/24 | | TR | 11 at Cha 1/26/24 | 11 at Cha 1/26/24 | |
| 3FGM | 4 (2 times) | 4 (2 times) | | AST | 5 at LAC 4/14/24 | 5 at LAC 4/14/24 | |
| 3FGA | 9 (2 times) | 9 (2 times) | | STL | 3 vs. Dal 3/31/24 | 3 vs. Dal 3/31/24 | |
| FTM | 6 at Bos 1/13/24 | 6 at Bos 1/13/24 | | BLK | 2 (4 times) | 2 (4 times) | |
| FTA | 8 at Bos 1/13/24 | 8 at Bos 1/13/24 | | MIN | 35:59 at LAC 4/14/24 | 35:59 at LAC 4/14/24 | |

Career Transactions

Selected by Houston with the 20th overall pick in the 2023 NBA Draft.

Career Notes

2023-24 Notes/Career Highlights

- In 47 games with two starts for Houston, averaged 12.3 ppg (45.4% FGs, 35.9% 3FGs, 67.9% FTs) and 3.8 rpg in 18.7 mpg.
- Missed two games (2/10-2/14/24) with a right ankle sprain and nine games (3/12-3/29/24) with a right knee sprain... recorded 9 DNP-CD's.
- Assigned to the Rockets G League affiliate Rio Grande Valley from 11/7-11/16/23, 11/22-11/27/23 and from 12/5-12/22/23.
- In two games as a starter, averaged 13.0 ppg, 5.0 rpg and 2.5 apg.
- Joined Freeman Williams (1981-82) as the only players in NBA history to have averaged at least 12.0 ppg while playing fewer than 19.0 mpg in a season with at least 25 GP.
- Ranked seventh among rookies in scoring and 23rd in minutes played.
- Of reserves with 30+ games played off the bench, averaged a league-high 24.4 points per 36 minutes played.
- Recorded his first career double-double with 24 points and 11 rebounds at Charlotte on 1/26/24.
- Had 223 points in 333 minutes of play in January... dating back to 1976-77, was fourth rookie to have that many points in that few minutes in a single month.
- G League 2023-24: In 13 Showcase games, averaged 26.2 ppg (47.5% FGs, 38.9% 3FGs, 80.0% FTs), 6.8 rpg, 3.0 apg & 2.08 spg in 35.0 mpg.
- Summer 2023: In six games for Houston at the NBA Summer League in Vegas, averaged 19.3 ppg (44.7% FGs, 28.6% 3FGs, 62.5% FTs), 5.2 rpg, 1.8 apg and 2.5 spg in 31.0 mpg... named MVP and earned All-Summer League First Team honors.
- Summer 2024: Started three games for Houston at the NBA Summer League in Vegas, averaging 16.7 ppg (38.3% FGs, 7.1% 3FGs, 68.4% FTs), 7.0 rpg, 4.3 apg and 3.3 spg in 29.1 mpg.

College

- Was an early entry candidate for the 2023 NBA Draft following his freshman season at Villanova.
- Named Big East Freshman of the Year... averaged 12.5 ppg (47.8% FGs, 34.3% 3FGs, 70.3% FTs), 5.3 rpg, 1.4 spg and 1.4 3FGM.
- Over the past 15 seasons, was one of four Division I freshman to have averaged at least 12.0 ppg, 5.0 rpg, 1.00 spg and 1.0 3FGM while playing fewer than 28.0 mpg.
- Missed the first seven games of the season recovering from right thumb surgery.
- In the 20 games he played at least 24 minutes, averaged 14.5 ppg, 5.5 rpg, 1.6 spg and 1.8 3FGM while shooting 50.2% from the floor and 38.5% from 3-point range.

Personal

- Averaged 18.7 ppg at the 2022 FIBA U18 Americas Championship and was named MVP after leading USA Basketball to the gold medal.
- Was measured with a 40.5" max vertical leap at the 2023 NBA Draft Combine.
- Was a McDonald's All-American and was selected to the Jordan Brand Classic in addition to the 2022 Nike Hoop Summit.

Career Statistics

| REGULAR SEASON | | | | | | | | | | | | | | | | | | | | | | |
|----------------|---------|------|-------|---------|--------|--------|-------|--------|----------|-----|-----|-----|------|----|----|-----|----|-----|-----|-----|-----|------|
| YEAR | G-S | MIN | FGM-A | PCT | 3FGM-A | PCT | FTM-A | PCT | REBOUNDS | | | AST | PF-D | ST | TO | BLK | TP | RPG | APG | PPG | | |
| | | | | | | | | | OFF | DEF | TOT | | | | | | | | | | | |
| 2023-24 | Houston | 47-2 | 880 | 212-467 | .454 | 79-220 | .359 | 76-112 | .679 | 44 | 136 | 180 | 33 | 64 | 0 | 30 | 46 | 17 | 579 | 3.8 | 0.7 | 12.3 |

#19 Nate Williams • G/F • 6-5/205 • 2/12/99 • Buffalo/USA • 2 Years Pro



| | 2023-24 Highs | Career Highs | Playoff Highs | | 2023-24 Highs | Career Highs | Playoff Highs |
|-------------|-------------------|------------------|---------------|------------|----------------------|--------------------|---------------|
| PTS | 13 at LAC 4/14/24 | 17 vs. GS 4/9/23 | | OR | 2 (3 times) | 4 at Min 4/2/23 | |
| FGM | 6 at LAC 4/14/24 | 8 at SA 4/6/23 | | DR | 2 (3 times) | 2 (3 times) | |
| FGA | 9 at LAC 4/14/24 | 12 vs. GS 4/9/23 | | TR | 3 (3 times) | 5 at Min 4/2/23 | |
| 3FGM | 1 (2 times) | 1 (5 times) | | AST | 2 at Mem 2/14/24 | 4 at SA 4/6/23 | |
| 3FGA | 1 (4 times) | 3 at Mem 4/4/23 | | STL | 1 (3 times) | 3 at Mem 4/4/23 | |
| FTM | 2 (2 times) | 2 (2 times) | | BLK | 1 at LAC 4/14/24 | 2 at Mem 4/4/23 | |
| FTA | 3 at LAC 4/14/24 | 3 at LAC 4/14/24 | | MIN | 21:29 at LAC 4/14/24 | 31:56 at SA 4/6/23 | |

Career Transactions

Not selected in the 2022 NBA Draft... Signed as a free agent with Utah on 10/11/22 and was waived on 10/12/22.... Signed as a free agent with Portland on 4/1/23 and was waived on 7/28/23... Signed as a free agent with Houston on 8/1/23 and was converted to two-way contract on 10/23/23... Re-signed as a two-way player with Houston on 7/3/24.

Career Notes

2023-24 Notes/Career Highlights

- In 22 games for Houston, averaged 2.9 ppg (54.0% FGs, 2-5 3FGs, 53.8% FTs) and 1.0 rpg in 5.9 mpg.
- Recorded 26 DNP-CD's and was inactive (coach's decision) 19 times.
- Averaged 17.6 ppg, 6.4 rpg and 2.0 apg per 36 minutes played.
- Transferred to the Rockets G League affiliate Rio Grande Valley from 11/25-11/26/23, 12/27/23-1/13/24 and 2/5-2/10/24.
- G League 2023-24: In one Showcase game, had 10 points (5-10 FGs, 0-2 3FGs) with 5 assists, 4 rebounds, 2 blocks and a steal... in nine league games, averaging 18.8 ppg (50.0% FGs, 34.8% 3FGs, 65.5% FTs), 6.2 rpg, 3.3 apg and 1.67 spg in 32.1 mpg.
- Scored 43 points (63.3% FGs) in 51 minutes played during the preseason.
- Summer 2023: In four games for Portland at the NBA Summer League in Vegas, averaged 3.0 ppg (62.5% FGs, 2-2 FTs) and 2.8 rpg in 9.2 mpg.
- Summer 2024: Started all five games for Houston at the NBA Summer League in Vegas, averaging 13.2 ppg (40.3% FGs, 31.3% 3FGs, 84.6% FTs), 5.2 rpg, 1.8 apg and 1.0 spg in 27.7 mpg.

2022-23 (Portland)

- Signed with Portland on 4/1/23 and appeared in the final five games while averaging 10.6 ppg (61.5% FGs, 37.5% 3FGs, 66.7% FTs), 3.0 rpg and 2.0 apg in 25.4 mpg.
- Over the final three games of the season, averaged 14.0 ppg on 70.4% shooting in 28.1 mpg.
- G League 2022-23: In 32 games for Salt Lake City, averaged 14.4 ppg (52.3% FGs, 42.0% 3FGs, 84.8% FTs), 4.6 rpg and 2.2 apg in 29.8 mpg.
- Summer 2022: Played for Utah in both the Salt Lake City Summer League and the NBA Summer League in Vegas... in a total of five games, averaged 5.6 ppg (47.4% FGs, 50.0% 3FGs, 61.5% FTs), 3.6 rpg and 1.0 apg in 12.8 mpg.

College

- Was eligible for the 2022 NBA Draft following his senior season at Buffalo.
- Over his final two seasons, averaged 18.4 ppg, 5.8 rpg, 2.7 apg and 1.3 spg along with 1.7 3FGM on 42.5% shooting.
- Named first-team All-MAC as a senior and earned second-team honors as a junior.

Personal

- Full first name is Jeenathan (Juh-nathan) but goes by Nate.
- Spent his senior season of high school at Prolific Prep where Jalen Green would later finish his high school career.

Career Statistics

| REGULAR SEASON | | REBOUNDS | | | | | | | | | | | | | | | | | |
|----------------|----------|-------------|------------|--------------|-------------|-------------|-------------|-------------|-------------|-----------------|-----------|-------------|----------|----------|----------|------------|------------|------------|------------|
| YEAR | | G-S | MIN | FGM-A | PCT | 3FGM-A | PCT | FTM-A | PCT | OFF-DEF-TOT | AST | PF-D | ST | TO | BLK | TP | RPG | APG | PPG |
| 2022-23 | Portland | 5-4 | 127 | 24-39 | .615 | 3-8 | .375 | 2-3 | .667 | 10-5-15 | 10 | 13-1 | 3 | 4 | 2 | 53 | 3.0 | 2.0 | 10.6 |
| 2023-24 | Houston | 22-0 | 129 | 27-50 | .540 | 2-5 | .400 | 7-13 | .538 | 12-11-23 | 7 | 10-0 | 4 | 4 | 1 | 63 | 1.0 | 0.3 | 2.9 |
| TOTALS | | 27-4 | 256 | 51-89 | .573 | 5-13 | .385 | 9-16 | .563 | 22-16-38 | 17 | 23-1 | 7 | 8 | 3 | 116 | 1.4 | 0.6 | 4.3 |

STANDINGS / SEASON STATS

NBA EASTERN CONFERENCE

ATLANTIC DIVISION

| | W | L | PCT | GB | HOME | ROAD | LAST-10 | STREAK |
|--------------|----|----|------|----|-------|-------|---------|--------|
| Boston | 64 | 18 | .780 | - | 37- 4 | 27-14 | 7-3 | Won 2 |
| New York | 50 | 32 | .610 | 14 | 27-14 | 23-18 | 6-4 | Won 5 |
| Philadelphia | 47 | 35 | .573 | 17 | 25-16 | 22-19 | 8-2 | Won 8 |
| Brooklyn | 32 | 50 | .390 | 32 | 20-21 | 12-29 | 5-5 | Lost 2 |
| Toronto | 25 | 57 | .305 | 39 | 14-27 | 11-30 | 2-8 | Lost 4 |

CENTRAL DIVISION

| | W | L | PCT | GB | HOME | ROAD | LAST-10 | STREAK |
|-----------|----|----|------|----|-------|-------|---------|--------|
| Milwaukee | 49 | 33 | .598 | - | 31-11 | 18-22 | 3-7 | Lost 2 |
| Cleveland | 48 | 34 | .585 | 1 | 26-15 | 22-19 | 4-6 | Lost 1 |
| Indiana | 47 | 35 | .573 | 2 | 26-15 | 21-20 | 7-3 | Won 1 |
| Chicago | 39 | 43 | .476 | 10 | 20-21 | 19-22 | 5-5 | Lost 1 |
| Detroit | 14 | 68 | .171 | 35 | 7-33 | 7-35 | 2-8 | Lost 1 |

SOUTHEAST DIVISION

| | W | L | PCT | GB | HOME | ROAD | LAST-10 | STREAK |
|------------|----|----|------|----|-------|-------|---------|--------|
| Orlando | 47 | 35 | .573 | - | 29-12 | 18-23 | 5-5 | Won 1 |
| Miami | 46 | 36 | .561 | 1 | 22-19 | 24-17 | 7-3 | Won 2 |
| Atlanta | 36 | 46 | .439 | 11 | 21-20 | 15-26 | 3-7 | Lost 6 |
| Charlotte | 21 | 61 | .256 | 26 | 11-30 | 10-31 | 3-7 | Won 1 |
| Washington | 15 | 67 | .183 | 32 | 7-34 | 8-33 | 1-9 | Lost 6 |

NBA WESTERN CONFERENCE

SOUTHWEST DIVISION

| | W | L | PCT | GB | HOME | ROAD | LAST-10 | STREAK |
|----------------|-----------|-----------|-------------|----------|--------------|--------------|------------|--------------|
| Dallas | 50 | 32 | .610 | - | 25-16 | 25-16 | 7-3 | Lost 2 |
| New Orleans | 49 | 33 | .598 | 1 | 21-19 | 28-14 | 5-5 | Lost 1 |
| Houston | 41 | 41 | .500 | 9 | 27-14 | 14-27 | 4-6 | Won 2 |
| Memphis | 27 | 55 | .329 | 23 | 9-32 | 18-23 | 3-7 | Lost 5 |
| San Antonio | 22 | 60 | .268 | 28 | 12-29 | 10-31 | 6-4 | Won 2 |

NORTHWEST DIVISION

| | W | L | PCT | GB | HOME | ROAD | LAST-10 | STREAK |
|---------------|----|----|------|----|-------|-------|---------|--------|
| Denver | 57 | 25 | .695 | - | 33- 8 | 24-17 | 6-4 | Won 1 |
| Oklahoma City | 57 | 25 | .695 | - | 33- 8 | 24-17 | 7-3 | Won 5 |
| Minnesota | 56 | 26 | .683 | 1 | 30-11 | 26-15 | 6-4 | Lost 1 |
| Utah | 31 | 51 | .378 | 26 | 21-20 | 10-31 | 2-8 | Lost 1 |
| Portland | 21 | 61 | .256 | 36 | 11-30 | 10-31 | 2-8 | Lost 5 |

PACIFIC DIVISION

| | W | L | PCT | GB | HOME | ROAD | LAST-10 | STREAK |
|---------------|----|----|------|----|-------|-------|---------|--------|
| L.A. Clippers | 51 | 31 | .622 | - | 25-16 | 26-15 | 6-4 | Lost 3 |
| Phoenix | 49 | 33 | .598 | 2 | 25-16 | 24-17 | 7-3 | Won 3 |
| L.A. Lakers | 47 | 35 | .573 | 4 | 28-14 | 19-21 | 7-3 | Won 2 |
| Golden State | 46 | 36 | .561 | 5 | 21-20 | 25-16 | 8-2 | Won 1 |
| Sacramento | 46 | 36 | .561 | 5 | 24-17 | 22-19 | 4-6 | Won 1 |

Through April 14 (41-41)

HOUSTON ROCKETS

2023-24 REGULAR SEASON STATISTICS

| PLAYER | G | | MIN | -FIELD GOALS- | | | -3-POINT FG-- | | | -FREE THROWS- | | | --REBOUNDS-- | | | AST | PF | DQ | STL | TO | BLK | PTS | AVG |
|-------------|----|-----|-------|---------------|------|----------|---------------|------|------|---------------|------|-------|--------------|------|------|------|-----|-----|------|-----|------|-------|------|
| | GS | MIN | | FG | FGA | PCT | FG | FGA | PCT | FT | FTA | PCT | OFF | DEF | TOT | | | | | | | | |
| Sengun | 63 | 63 | 2046 | 527 | 982 | .537 | 33 | 111 | .297 | 244 | 352 | .693 | 183 | 406 | 589 | 312 | 211 | 5 | 76 | 162 | 46 | 1331 | 21.1 |
| Ja. Green | 82 | 82 | 2602 | 563 | 1332 | .423 | 201 | 605 | .332 | 283 | 352 | .804 | 41 | 382 | 423 | 291 | 115 | 0 | 66 | 191 | 28 | 1610 | 19.6 |
| VanVleet | 73 | 73 | 2684 | 423 | 1018 | .416 | 227 | 586 | .387 | 197 | 229 | .860 | 33 | 245 | 278 | 589 | 183 | 1 | 101 | 126 | 59 | 1270 | 17.4 |
| Smith Jr. | 76 | 76 | 2424 | 378 | 833 | .454 | 138 | 380 | .363 | 150 | 185 | .811 | 139 | 477 | 616 | 121 | 200 | 2 | 52 | 89 | 61 | 1044 | 13.7 |
| Brooks | 72 | 72 | 2227 | 329 | 768 | .428 | 133 | 370 | .359 | 124 | 147 | .844 | 53 | 193 | 246 | 119 | 241 | 7 | 64 | 88 | 10 | 915 | 12.7 |
| Whitmore | 47 | 2 | 880 | 212 | 467 | .454 | 79 | 220 | .359 | 76 | 112 | .679 | 44 | 136 | 180 | 33 | 64 | 0 | 30 | 46 | 17 | 579 | 12.3 |
| Eason | 22 | 0 | 480 | 88 | 189 | .466 | 18 | 50 | .360 | 21 | 33 | .636 | 46 | 107 | 153 | 27 | 51 | 0 | 31 | 20 | 19 | 215 | 9.8 |
| Thompson | 62 | 23 | 1388 | 239 | 446 | .536 | 8 | 58 | .138 | 106 | 155 | .684 | 148 | 261 | 409 | 163 | 141 | 1 | 78 | 90 | 38 | 592 | 9.5 |
| Holiday | 78 | 1 | 1269 | 186 | 417 | .446 | 84 | 217 | .387 | 58 | 63 | .921 | 23 | 100 | 123 | 140 | 125 | 0 | 42 | 53 | 6 | 514 | 6.6 |
| Je. Green | 78 | 6 | 1307 | 167 | 366 | .456 | 53 | 160 | .331 | 122 | 149 | .819 | 46 | 132 | 178 | 70 | 100 | 0 | 16 | 46 | 31 | 509 | 6.5 |
| Landale | 56 | 3 | 764 | 106 | 206 | .515 | 10 | 40 | .250 | 52 | 65 | .800 | 88 | 84 | 172 | 65 | 74 | 0 | 20 | 31 | 33 | 274 | 4.9 |
| Tate | 65 | 9 | 1031 | 108 | 229 | .472 | 23 | 77 | .299 | 26 | 39 | .667 | 61 | 136 | 197 | 64 | 137 | 1 | 42 | 37 | 15 | 265 | 4.1 |
| Marjanovic | 14 | 0 | 71 | 18 | 34 | .529 | 0 | 2 | .000 | 9 | 14 | .643 | 7 | 25 | 32 | 6 | 5 | 0 | 1 | 5 | 2 | 45 | 3.2 |
| Williams | 22 | 0 | 129 | 27 | 50 | .540 | 2 | 5 | .400 | 7 | 13 | .538 | 12 | 11 | 23 | 7 | 10 | 0 | 4 | 4 | 1 | 63 | 2.9 |
| Hinton | 15 | 0 | 75 | 11 | 26 | .423 | 7 | 14 | .500 | 4 | 5 | .800 | 7 | 15 | 22 | 10 | 11 | 0 | 3 | 3 | 2 | 33 | 2.2 |
| Bullock Jr. | 44 | 0 | 418 | 34 | 82 | .415 | 27 | 67 | .403 | 1 | 1 | 1.000 | 6 | 67 | 73 | 15 | 29 | 1 | 12 | 10 | 5 | 96 | 2.2 |
| Samuels Jr. | 14 | 0 | 60 | 9 | 14 | .643 | 0 | 2 | .000 | 2 | 2 | 1.000 | 3 | 10 | 13 | 3 | 5 | 0 | 1 | 0 | 2 | 20 | 1.4 |
| ROCKETS | 82 | - | 19855 | 3425 | 7459 | .4591043 | 2964 | .352 | 1482 | 1916 | .773 | 940 | 2787 | 3727 | 2035 | 1702 | 18 | 639 | 1045 | 375 | 9375 | 114.3 | |
| OPPONENTS | 82 | - | 19855 | 3344 | 7226 | .4631012 | 2904 | .348 | 1583 | 2065 | .767 | 878 | 2803 | 3681 | 1997 | 1609 | 13 | 597 | 1132 | 482 | 9283 | 113.2 | |

| PLAYER | -- SINGLE-GAME | | | HIGHS -- | | | ----- AVERAGE PER GAME ----- | | | | | -CAREER HIGHS (C=SET, T=TIED THIS SEASON)- | | | | | | | | | |
|-------------|----------------|-----|-----|----------|----|----|------------------------------|-------|------|------|------|--------------------------------------------|------|-------|-----|-----|-----|-----|-----|-----|-----|
| | MIN | REB | AST | ST | TO | BL | PTS | MIN | REB | AST | STL | TO | BLK | PTS | FG | FGA | FT | FTA | REB | AST | PTS |
| Sengun | 43 | 19 | 14 | 5 | 6 | 4 | 45 | 32.5 | 9.3 | 5.0 | 1.21 | 2.6 | 0.73 | 21.1 | 19C | 32C | 14C | 17C | 21 | 14C | 45C |
| Ja. Green | 46 | 14 | 10 | 3 | 6 | 2 | 42 | 31.7 | 5.2 | 3.5 | 0.80 | 2.3 | 0.34 | 19.6 | 16 | 29 | 15 | 17 | 14C | 10C | 42T |
| VanVleet | 46 | 8 | 17 | 5 | 5 | 6 | 42 | 36.8 | 3.8 | 8.1 | 1.38 | 1.7 | 0.81 | 17.4 | 17 | 30C | 13 | 14 | 12 | 20 | 54 |
| Smith Jr. | 47 | 18 | 5 | 4 | 4 | 4 | 34 | 31.9 | 8.1 | 1.6 | 0.68 | 1.2 | 0.80 | 13.7 | 11 | 20 | 14C | 14C | 18C | 6 | 34C |
| Brooks | 43 | 10 | 5 | 5 | 7 | 2 | 29 | 30.9 | 3.4 | 1.7 | 0.89 | 1.2 | 0.14 | 12.7 | 14 | 30 | 11 | 14 | 10C | 8 | 37 |
| Whitmore | 36 | 11 | 5 | 3 | 4 | 2 | 25 | 18.7 | 3.8 | 0.7 | 0.64 | 1.0 | 0.36 | 12.3 | 10C | 18C | 6C | 8C | 11C | 5C | 25C |
| Eason | 33 | 14 | 4 | 5 | 3 | 2 | 25 | 21.8 | 7.0 | 1.2 | 1.41 | 0.9 | 0.86 | 9.8 | 10C | 21 | 7 | 10 | 14C | 5 | 25C |
| Thompson | 40 | 15 | 10 | 5 | 6 | 5 | 25 | 22.4 | 6.6 | 2.6 | 1.26 | 1.5 | 0.61 | 9.5 | 10C | 18C | 6C | 8C | 15C | 10C | 25C |
| Holiday | 35 | 6 | 6 | 4 | 3 | 1 | 22 | 16.3 | 1.6 | 1.8 | 0.54 | 0.7 | 0.08 | 6.6 | 10 | 19 | 9 | 10 | 7 | 13 | 25 |
| Je. Green | 38 | 7 | 4 | 2 | 5 | 3 | 21 | 16.8 | 2.3 | 0.9 | 0.21 | 0.6 | 0.40 | 6.5 | 14 | 28 | 13 | 18 | 15 | 7 | 43 |
| Landale | 32 | 12 | 5 | 2 | 4 | 7 | 20 | 13.6 | 3.1 | 1.2 | 0.36 | 0.6 | 0.59 | 4.9 | 12 | 15 | 6 | 8 | 12C | 5T | 26 |
| Tate | 35 | 9 | 5 | 4 | 4 | 2 | 16 | 15.9 | 3.0 | 1.0 | 0.65 | 0.6 | 0.23 | 4.1 | 11 | 19 | 9 | 10 | 14 | 10 | 32 |
| Marjanovic | 12 | 8 | 2 | 1 | 2 | 1 | 13 | 5.1 | 2.3 | 0.4 | 0.07 | 0.4 | 0.14 | 3.2 | 12 | 20 | 11 | 12 | 20 | 6 | 31 |
| Williams | 21 | 3 | 2 | 1 | 2 | 1 | 13 | 5.9 | 1.0 | 0.3 | 0.18 | 0.2 | 0.05 | 2.9 | 8 | 12 | 2T | 3C | 5 | 4 | 17 |
| Hinton | 15 | 5 | 4 | 1 | 1 | 1 | 10 | 5.0 | 1.5 | 0.7 | 0.20 | 0.2 | 0.13 | 2.2 | 3T | 7 | 2T | 3C | 5C | 4C | 10C |
| Bullock Jr. | 23 | 7 | 2 | 2 | 1 | 11 | 9.5 | 1.7 | 0.3 | 0.27 | 0.2 | 0.11 | 2.2 | 12 | 21 | 6 | 6 | 13 | 6 | 33 | |
| Samuels Jr. | 12 | 3 | 2 | 1 | 0 | 1 | 6 | 4.3 | 0.9 | 0.2 | 0.07 | 0.0 | 0.14 | 1.4 | 3C | 3C | 2C | 2C | 3C | 2C | 6C |
| ROCKETS | 53 | 63 | 36 | 15 | 24 | 11 | 147 | 242.1 | 45.5 | 24.8 | 7.79 | 12.7 | 4.57 | 114.3 | 67 | 138 | 47 | 65 | 89 | 50 | 159 |
| OPPONENTS | 53 | 59 | 37 | 16 | 21 | 12 | 147 | 242.1 | 44.9 | 24.4 | 7.28 | 13.8 | 5.88 | 113.2 | 67 | 131 | 46 | 62 | 82 | 47 | 165 |

GAME-BY-GAME RESULTS

| Date | Opponent | Team/Opp | Home | Road | Total | High Scoring | High Rebounds | High Assists | Opponent Scoring | Atten. |
|--------|---------------|---------------|-------|------|-------|-----------------------------------------------------|--------------------------------------|-----------------------------------------|------------------------------------|--------|
| Oct 25 | @Orlando | L 86-116 | 0-0 | 0-1 | 0-1 | Brooks-14 Sengun-14 VanVleet-14 | Sengun-8 | Sengun-6 | Anthony-20 | 18,846 |
| Oct 27 | @San Antonio | L122-126 (OT) | 0-0 | 0-2 | 0-2 | Sengun-25 | Sengun-14 | VanVleet-12 | Vassell-25 | 18,354 |
| Oct 29 | GOLDEN STATE | L 95-106 | 0-1 | 0-2 | 0-3 | Ja. Green-21 | Ja. Green-9 | Sengun-7 | Curry-24 | 18,055 |
| Nov 1 | CHARLOTTE | W128-119 | 1-1 | 0-2 | 1-3 | Ja. Green-23 | Sengun-7 | VanVleet-11 | Washington-23 | 16,263 |
| Nov 4 | SACRAMENTO | W107- 89 | 2-1 | 0-2 | 2-3 | Brooks-26 | Smith Jr.-11 | VanVleet-12 | Monk-18 | 18,055 |
| Nov 6 | SACRAMENTO | W122- 97 | 3-1 | 0-2 | 3-3 | Ja. Green-23 | Sengun-8 | Sengun-12 | Ellis-15 | 15,130 |
| Nov 8 | L.A. LAKERS | W128- 94 | 4-1 | 0-2 | 4-3 | Ja. Green-28 | Eason-9 | VanVleet-10 | Hachimura-24 | 18,055 |
| Nov 10 | NEW ORLEANS | W104-101 | 5-1 | 0-2 | 5-3 | Ja. Green-25 | Eason-8 Sengun-8 | VanVleet-8 | Ingram-31 | 16,236 |
| Nov 12 | DENVER | W107-104 | 6-1 | 0-2 | 6-3 | VanVleet-26 | Ja. Green-8 Sengun-8 | Ja. Green-5 Sengun-5 | Jokic-36 | 18,055 |
| Nov 17 | @L.A. Clipper | L100-106 | 6-1 | 0-3 | 6-4 | Sengun-23 | Sengun-8 VanVleet-8 | VanVleet-10 | Leonard-26 | 19,370 |
| Nov 19 | @L.A. Lakers | L104-105 | 6-1 | 0-4 | 6-5 | Brooks-24 | Sengun-10 | VanVleet-16 | James-37 | 18,997 |
| Nov 20 | @Golden State | L116-121 | 6-1 | 0-5 | 6-6 | Sengun-30 | Sengun-13 | VanVleet-14 | Curry-32 | 18,064 |
| Nov 22 | MEMPHIS | W111- 91 | 7-1 | 0-5 | 7-6 | Ja. Green-34 | Smith Jr.-9 Tate-9 | Ja. Green-4 VanVleet-4 | Bane-23 Jackson Jr.-23 | 18,055 |
| Nov 24 | DENVER | W105- 86 | 8-1 | 0-5 | 8-6 | Ja. Green-25 | Sengun-15 Smith Jr.-15 | VanVleet-11 | Jokic-38 | 18,055 |
| Nov 28 | @Dallas | L115-121 | 8-1 | 0-6 | 8-7 | Sengun-31 | Sengun-9 Smith Jr.-9 | VanVleet-12 | Doncic-41 | 20,103 |
| Nov 29 | @Denver | L124-134 | 8-1 | 0-7 | 8-8 | Ja. Green-26 | Sengun-7 Smith Jr.-7 | Ja. Green-9 | Jokic-32 | 19,590 |
| Dec 2 | @L.A. Lakers | L 97-107 | 8-1 | 0-8 | 8-9 | VanVleet-22 | Sengun-13 | VanVleet-7 | Davis-27 | 18,997 |
| Dec 6 | OKLAHOMA CITY | W110-101 | 9-1 | 0-8 | 9-9 | Brooks-23 | Smith Jr.-18 | VanVleet-9 | Gilgeous-Alexander | 16,291 |
| Dec 8 | @Denver | W114-106 | 9-1 | 1-8 | 10-9 | VanVleet-26 | Sengun-10 Smith Jr.-10 | Sengun-7 | Jokic-23 | 19,544 |
| Dec 11 | SAN ANTONIO | W 93- 82 | 10-1 | 1-8 | 11-9 | Eason-18 | Eason-14 | Smith Jr.-5 VanVleet-5 | Wembanyama-15 | 16,481 |
| Dec 13 | MEMPHIS | W117-104 | 11-1 | 1-8 | 12-9 | Eason-25 | Eason-14 | VanVleet-9 | Jackson Jr.-44 | 16,813 |
| Dec 15 | @Memphis | W103- 96 | 11-1 | 2-8 | 13-9 | Brooks-26 | Smith Jr.-12 | VanVleet-8 | Bane-28 | 16,941 |
| Dec 17 | @Milwaukee | L119-128 | 11-1 | 2-9 | 13-10 | VanVleet-22 | Sengun-8 | Ja. Green-7 | Lillard-39 | 17,341 |
| Dec 18 | @Cleveland | L130-135 (OT) | 11-1 | 2-10 | 13-11 | VanVleet-27 | Eason-8 Sengun-8 VanVleet-8 | VanVleet-17 | Mitchell-37 | 19,432 |
| Dec 20 | ATLANTA | L127-134 | 11-2 | 2-10 | 13-12 | Smith Jr.-34 | Smith Jr.-13 | VanVleet-15 | Young-30 | 18,055 |
| Dec 22 | DALLAS | W122- 96 | 12-2 | 2-10 | 14-12 | Sengun-22 | Sengun-15 | Ja. Green-4 Thompson-4 VanVleet-4 | Prosper-20 | 18,055 |
| Dec 23 | @New Orleans | W106-104 | 12-2 | 3-10 | 15-12 | Sengun-37 | Sengun-11 Smith Jr.-11 | Sengun-6 | Williamson-28 | 17,399 |
| Dec 26 | INDIANA | L117-123 | 12-3 | 3-10 | 15-13 | Sengun-30 | Sengun-16 | VanVleet-9 | Haliburton-33 | 18,055 |
| Dec 27 | PHOENIX | L113-129 | 12-4 | 3-10 | 15-14 | Sengun-24 | Ja. Green-5 Landale-5 Sengun-5 | VanVleet-6 | Durant-27 Gordon-27 | 18,055 |
| Dec 29 | PHILADELPHIA | L127-131 | 12-5 | 3-10 | 15-15 | VanVleet-33 | Eason-11 | VanVleet-10 | Maxe-42 | 18,055 |
| Jan 1 | DETROIT | W136-113 | 13-5 | 3-10 | 16-15 | Sengun-26 | Smith Jr.-6 | Sengun-9 | Burks-21 | 18,055 |
| Jan 3 | BROOKLYN | W112-101 | 14-5 | 3-10 | 17-15 | Sengun-30 | Smith Jr.-12 | VanVleet-10 | Bridges-15 C. Johnson-15 | 16,563 |
| Jan 5 | MINNESOTA | L 95-122 | 14-6 | 3-10 | 17-16 | Ja. Green-20 | Smith Jr.-9 | VanVleet-8 | Edwards-24 | 18,055 |
| Jan 6 | MILWAUKEE | W112-108 | 15-6 | 3-10 | 18-16 | Sengun-21 | Smith Jr.-12 | VanVleet-7 | G. Antetokounmpo-41 | 18,055 |
| Jan 8 | @Miami | L113-120 | 15-6 | 3-11 | 18-17 | VanVleet-32 | Sengun-10 | VanVleet-7 | Herro-28 | 19,694 |
| Jan 10 | @Chicago | L119-124 (OT) | 15-6 | 3-12 | 18-18 | Sengun-25 | Smith Jr.-15 | VanVleet-10 | White-30 | 21,149 |
| Jan 12 | @Detroit | W112-110 | 15-6 | 4-12 | 19-18 | Sengun-29 | Smith Jr.-11 | VanVleet-12 | Burks-19 Knox-19 | 13,987 |
| Jan 13 | @Boston | L113-145 | 15-6 | 4-13 | 19-19 | Whitmore-22 | Sengun-10 Thompson-10 | VanVleet-7 | Brown-32 | 19,156 |
| Jan 15 | @Philadelphia | L115-124 | 15-6 | 4-14 | 19-20 | Ja. Green-20 | Sengun-9 | Sengun-6 | Embiid-41 | 20,822 |
| Jan 17 | @New York | L 94-109 | 15-6 | 4-15 | 19-21 | VanVleet-24 | Sengun-10 | VanVleet-12 | Randle-31 | 19,439 |
| Jan 20 | UTAH | W127-126 (OT) | 16-6 | 4-15 | 20-21 | Sengun-37 | Sengun-14 | VanVleet-7 | Clarkson-33 | 16,618 |
| Jan 21 | BOSTON | L107-116 | 16-7 | 4-15 | 20-22 | Brooks-25 | Thompson-14 | Sengun-10 | Porzingis-32 | 18,055 |
| Jan 24 | PORTLAND | L131-137 (OT) | 16-8 | 4-15 | 20-23 | Sengun-30 | Sengun-10 | Sengun-8 | Simons-33 | 18,055 |
| Jan 26 | @Charlotte | W138-104 | 16-8 | 5-15 | 21-23 | Ja. Green-36 | Whitmore-11 | Thompson-8 | Bridges-21 | 16,164 |
| Jan 27 | @Brooklyn | L104-106 | 16-8 | 5-16 | 21-24 | Brooks-19 Ja. Green-19 Whitmore-19 | Sengun-11 | VanVleet-8 | Thomas-37 | 17,732 |
| Jan 29 | L.A. LAKERS | W135-119 | 17-8 | 5-16 | 22-24 | Ja. Green-34 | Ja. Green-12 Sengun-12 | VanVleet-14 | Davis-23 James-23 Russell-23 | 18,055 |
| Jan 31 | NEW ORLEANS | L 99-110 | 17-9 | 5-16 | 22-25 | Ja. Green-31 | Sengun-10 | Sengun-5 VanVleet-5 | Valanciunas-25 | 18,055 |
| Feb 2 | TORONTO | W135-106 | 18-9 | 5-16 | 23-25 | Whitmore-25 | Sengun-13 | Sengun-8 | Barnes-28 | 18,055 |
| Feb 4 | @Minnesota | L 90-111 | 18-9 | 5-17 | 23-26 | Sengun-15 | Sengun-10 | Ja. Green-7 | Edwards-32 | 18,024 |
| Feb 6 | @Indiana | L129-132 | 18-9 | 5-18 | 23-27 | Ja. Green-30 | Thompson-13 | Sengun-6 Thompson-6 | Siakam-29 | 15,571 |
| Feb 9 | @Toronto | L104-107 | 18-9 | 5-19 | 23-28 | Brooks-20 | Smith Jr.-10 | Holiday-5 | Quickley-25 | 19,800 |
| Feb 10 | @Atlanta | L113-122 | 18-9 | 5-20 | 23-29 | Ja. Green-26 | Ja. Green-14 | Ja. Green-10 | Murray-34 | 17,503 |
| Feb 12 | NEW YORK | W105-103 | 19-9 | 5-20 | 24-29 | Brooks-23 | Thompson-13 | Sengun-6 | Brunson-27 | 16,790 |
| Feb 14 | @Memphis | L113-121 | 19-9 | 5-21 | 24-30 | Brooks-19 Holiday-19 Sengun-19 Thompson-19 | Thompson-12 | Sengun-6 | Jackson II-20 | 15,012 |
| Feb 22 | @New Orleans | L105-127 | 19-9 | 5-22 | 24-31 | Thompson-22 | Sengun-9 | VanVleet-6 | McCollum-28 | 17,421 |
| Feb 23 | PHOENIX | W114-110 | 20-9 | 5-22 | 25-31 | VanVleet-23 | Smith Jr.-16 | VanVleet-5 | Durant-28 | 18,055 |
| Feb 25 | OKLAHOMA CITY | L110-123 | 20-10 | 5-22 | 25-32 | Smith Jr.-20 VanVleet-20 | Smith Jr.-17 | Ja. Green-4 Smith Jr.-4 | Gilgeous-Alexander | 18,055 |

GAME-BY-GAME RESULTS

| Date | Opponent | Team/Opp | Home | Road | Total | High Scoring | High Rebounds | High Assists | Opponent Scoring | Atten. |
|--------|---------------|--------------|-------|-------|-------|--------------|---------------|--------------|--------------------|--------|
| Feb 27 | @Oklahoma Cit | L 95-112 | 20-10 | 5-23 | 25-33 | Sengun-23 | Smith Jr.-13 | Sengun-6 | Gilgeous-Alexander | 17,164 |
| Feb 29 | @Phoenix | L105-110 | 20-10 | 5-24 | 25-34 | Ja. Green-34 | Smith Jr.-16 | VanVleet-5 | Booker-35 | 17,071 |
| Mar 2 | @Phoenix | W118-109 | 20-10 | 6-24 | 26-34 | Ja. Green-34 | Sengun-10 | VanVleet-11 | Durant-30 | 17,071 |
| Mar 5 | SAN ANTONIO | W114-101 | 21-10 | 6-24 | 27-34 | Sengun-45 | Sengun-16 | VanVleet-10 | Vassell-22 | 16,734 |
| Mar 6 | L.A. CLIPPERS | L116-122 | 21-11 | 6-24 | 27-35 | Sengun-23 | Sengun-19 | Sengun-14 | Leonard-28 | 17,033 |
| Mar 8 | @Portland | W123-107 | 21-11 | 7-24 | 28-35 | Ja. Green-27 | Sengun-9 | VanVleet-10 | Banton-30 | 18,139 |
| Mar 10 | @Sacramento | W112-104 | 21-11 | 8-24 | 29-35 | VanVleet-22 | Smith Jr.-9 | VanVleet-9 | Sabonis-25 | 18,022 |
| Mar 12 | @San Antonio | W103-101 | 21-11 | 9-24 | 30-35 | VanVleet-21 | Smith Jr.-11 | VanVleet-7 | Jones-24 | 18,751 |
| Mar 14 | WASHINGTON | W135-119 | 22-11 | 9-24 | 31-35 | Ja. Green-37 | Thompson-11 | VanVleet-9 | Poole-25 | 18,055 |
| Mar 16 | CLEVELAND | W117-103 | 23-11 | 9-24 | 32-35 | Ja. Green-26 | Ja. Green-11 | VanVleet-16 | LeVert-21 | 18,055 |
| Mar 19 | @Washington | W137-114 | 23-11 | 10-24 | 33-35 | Ja. Green-42 | Smith Jr.-14 | VanVleet-11 | Bernard-16 | 14,137 |
| Mar 21 | CHICAGO | W127-117 | 24-11 | 10-24 | 34-35 | Ja. Green-26 | Landale-12 | VanVleet-12 | Champagnie-16 | |
| Mar 23 | UTAH | W147-119 | 25-11 | 10-24 | 35-35 | Ja. Green-41 | Thompson-10 | VanVleet-7 | Kispert-16 | 17,016 |
| Mar 25 | PORTLAND | W110- 92 | 26-11 | 10-24 | 36-35 | Ja. Green-27 | Landale-9 | Holiday-4 | Dosunmu-35 | 18,055 |
| Mar 27 | @Oklahoma Cit | W132-126(OT) | 26-11 | 11-24 | 37-35 | Ja. Green-37 | Thompson-9 | VanVleet-4 | Collins-25 | 18,055 |
| Mar 29 | @Utah | W101-100 | 26-11 | 12-24 | 38-35 | Ja. Green-34 | Thompson-15 | Ja. Green-7 | Banton-28 | 16,537 |
| Mar 31 | DALLAS | L107-125 | 26-12 | 12-24 | 38-36 | Smith Jr.-28 | Thompson-14 | VanVleet-6 | Giddey-31 | 17,438 |
| Apr 2 | @Minnesota | L106-113 | 26-12 | 12-25 | 38-37 | Ja. Green-26 | Smith Jr.-7 | VanVleet-7 | Collins-30 | 18,206 |
| Apr 4 | GOLDEN STATE | L110-133 | 26-13 | 12-25 | 38-38 | Smith Jr.-24 | Thompson-9 | Ja. Green-6 | Doncic-47 | 18,055 |
| Apr 4 | GOLDEN STATE | L110-133 | 26-13 | 12-25 | 38-38 | Smith Jr.-24 | Landale-6 | VanVleet-9 | Reid-25 | 18,024 |
| Apr 5 | MIAMI | L104-119 | 26-14 | 12-25 | 38-39 | Ja. Green-21 | Thompson-7 | Ja. Green-6 | Curry-29 | 18,055 |
| Apr 7 | @Dallas | L136-147(OT) | 26-14 | 12-26 | 38-40 | Brooks-29 | Thompson-9 | VanVleet-9 | Thompson-29 | |
| Apr 9 | ORLANDO | W118-106 | 27-14 | 12-26 | 39-40 | VanVleet-37 | Landale-6 | VanVleet-9 | Butler-22 | 18,055 |
| Apr 11 | @Utah | L121-124 | 27-14 | 12-27 | 39-41 | VanVleet-42 | Smith Jr.-8 | VanVleet-8 | Irving-48 | 20,317 |
| Apr 12 | @Portland | W116-107 | 27-14 | 13-27 | 40-41 | Ja. Green-26 | Smith Jr.-9 | VanVleet-12 | Banchero-21 | 18,055 |
| Apr 14 | @L.A. Clipper | W116-105 | 27-14 | 14-27 | 41-41 | Whitmore-21 | Thompson-8 | VanVleet-6 | Suggs-21 | |
| Apr 14 | @L.A. Clipper | W116-105 | 27-14 | 14-27 | 41-41 | Whitmore-21 | VanVleet-8 | VanVleet-7 | Samanic-22 | 18,206 |
| Apr 14 | @L.A. Clipper | W116-105 | 27-14 | 14-27 | 41-41 | Whitmore-21 | Thompson-10 | Thompson-6 | Henderson-30 | 18,630 |
| Apr 14 | @L.A. Clipper | W116-105 | 27-14 | 14-27 | 41-41 | Whitmore-21 | Thompson-15 | Thompson-6 | Mann-24 | 19,370 |
| Apr 14 | @L.A. Clipper | W116-105 | 27-14 | 14-27 | 41-41 | Whitmore-21 | Thompson-11 | Thompson-10 | | |

SEASON HIGHS (FINAL ROSTER)

| PLAYER | MINUTES | FIELD GOALS | FREE THROWS | ----- OFFENSIVE | REBOUNDS ----- DEFENSIVE | TOTAL | ASSISTS | STEALS | TURNOVERS | BLOCKED SHOTS | POINTS |
|----------------------|-------------------------------|------------------------------|-------------------------------|------------------------------|------------------------------|-------------------------------|------------------------------|------------------------------|------------------------------|------------------------------|------------------------------|
| DILLON BROOKS | 43C MAR. 27 at OKC. | 10 (2) MAR. 21 vs Chi. | 7 (2) MAR. 25 vs Port. | 4 FEB. 14 at Mem. | 6 (4) FEB. 14 at Mem. | 10C FEB. 14 at Mem. | 5 (2) DEC. 23 at N.O. | 5C NOV. 1 vs Cha. | 7C NOV. 1 vs Cha. | 2 (2) MAR. 27 at OKC. | 29 APR. 7 at Dall. |
| REGGIE BULLOCK | 23 APR. 7 at Dall. | 4 APR. 7 at Dall. | 1 DEC. 6 vs OKC. | 1 (6) MAR. 25 vs Port. | 6 MAR. 23 vs Utah | 7 MAR. 23 vs Utah | 2 (2) JAN. 1 vs Det. | 2 MAR. 12 at S.A. | 2 MAR. 16 vs Clev. | 1 (5) APR. 9 vs Orl. | 11 APR. 7 at Dall. |
| TARI EASON | 33 DEC. 18 at Clev. | 10C DEC. 13 vs Mem. | 4 DEC. 18 at Clev. | 6 DEC. 13 vs Mem. | 10C DEC. 11 vs S.A. | 14C(2) DEC. 13 vs Mem. | 4 DEC. 6 vs OKC. | 5T DEC. 27 vs Phoe. | 3 DEC. 13 vs Mem. | 2 (6) DEC. 29 vs Phil. | 25C DEC. 13 vs Mem. |
| JALEN GREEN | 46 MAR. 27 at OKC. | 15 (2) MAR. 23 vs Utah | 11 (2) MAR. 19 at Wash. | 3T JAN. 29 vs LA-L | 12C FEB. 10 at Atl. | 14C FEB. 10 at Atl. | 10C FEB. 10 at Atl. | 3 (4) MAR. 25 vs Port. | 6 DEC. 2 at LA-L | 2T(4) MAR. 16 vs Clev. | 42T MAR. 19 at Wash. |
| JEFF GREEN | 38 JAN. 24 vs Port. | 7 MAR. 23 vs Utah | 7 (2) DEC. 17 at Milw. | 3 (2) NOV. 8 vs LA-L | 5 (4) APR. 11 at Utah | 7 MAR. 21 vs Chi. | 4 (2) APR. 12 at Port. | 2 (2) APR. 7 at Dall. | 5 FEB. 10 at Atl. | 3 NOV. 24 vs Den. | 21 MAR. 23 vs Utah |
| NATE HINTON | 15C FEB. 14 at Mem. | 3T FEB. 14 at Mem. | 2T(2) FEB. 14 at Mem. | 2C APR. 5 vs Miami | 4C APR. 14 at LA-C | 5C APR. 14 at LA-C | 4C APR. 14 at LA-C | 1 (3) APR. 9 vs Orl. | 1T(3) APR. 5 vs Miami | 1T(2) FEB. 14 at Mem. | 10C FEB. 14 at Mem. |
| AARON HOLIDAY | 35 NOV. 29 at Den. | 8 DEC. 6 vs OKC. | 6 (2) MAR. 25 vs Port. | 2 (3) APR. 11 at Utah | 5 DEC. 6 vs OKC. | 6 DEC. 6 vs OKC. | 6 (2) MAR. 19 at Wash. | 4T NOV. 20 at G.S. | 3 (2) APR. 14 at LA-C | 1 (6) MAR. 19 at Wash. | 22 DEC. 6 vs OKC. |
| JOCK LANDALE | 32 APR. 12 at Port. | 8 APR. 12 at Port. | 5 (2) MAR. 21 vs Chi. | 7 MAR. 21 vs Chi. | 7 MAR. 25 vs Port. | 12C MAR. 21 vs Chi. | 5T(2) MAR. 21 vs Chi. | 2T MAR. 12 at S.A. | 4T APR. 14 at LA-C | 7C MAR. 19 at Wash. | 20 APR. 12 at Port. |
| BOBAN MARJANOVIC | 12 APR. 14 at LA-C | 6 APR. 14 at LA-C | 3 MAR. 19 at Wash. | 2 (2) JAN. 5 vs Minn. | 8 APR. 14 at LA-C | 8 APR. 14 at LA-C | 2 NOV. 6 vs Sac. | 1 APR. 14 at LA-C | 2 APR. 14 at LA-C | 1 (2) APR. 14 at LA-C | 13 APR. 14 at LA-C |
| JERMAINE SAMUELS | 12C NOV. 6 vs Sac. | 3C DEC. 22 vs Dall. | 2C NOV. 4 vs Sac. | 1C(3) APR. 5 vs Miami | 2C(3) DEC. 2 at LA-L | 3C NOV. 6 vs Sac. | 2C NOV. 29 at Den. | 1C DEC. 22 vs Dall. | 0 | 1C(2) APR. 14 at LA-C | 6C DEC. 22 vs Dall. |
| ALPEREN SENGUN | 43C NOV. 24 vs Den. | 19C MAR. 5 vs S.A. | 14C DEC. 23 at N.O. | 8T JAN. 20 vs Utah | 14 NOV. 24 vs Den. | 19 MAR. 6 vs LA-C | 14C MAR. 6 vs LA-C | 5C MAR. 5 vs S.A. | 6T(5) FEB. 25 vs OKC. | 4 JAN. 17 at N.Y. | 45C MAR. 5 vs S.A. |
| JABARI SMITH | 47C JAN. 10 at Chi. | 10 DEC. 23 at N.O. | 14C DEC. 20 vs Atl. | 5 (5) FEB. 23 vs Phoe. | 14C DEC. 6 vs OKC. | 18C DEC. 6 vs OKC. | 5 (4) APR. 9 vs Orl. | 4C FEB. 10 at Atl. | 4 JAN. 5 vs Minn. | 4C(2) FEB. 10 at Atl. | 34C DEC. 20 vs Atl. |
| JAE' SEAN TATE | 35 DEC. 29 vs Phil. | 6 (2) JAN. 1 vs Det. | 4 JAN. 1 vs Det. | 4 FEB. 14 at Mem. | 8 NOV. 22 vs Mem. | 9 NOV. 22 vs Mem. | 5 NOV. 1 vs Cha. | 4T FEB. 12 vs N.Y. | 4 at N.O. | 2 (4) MAR. 12 at S.A. | 16 JAN. 1 vs Det. |
| AMEN THOMPSON | 40C MAR. 29 at Utah | 10C(2) MAR. 27 at OKC. | 6C MAR. 29 at Utah | 8C MAR. 29 at Utah | 11C JAN. 21 vs Bos. | 15C(2) APR. 12 at Port. | 10C APR. 14 at LA-C | 5C FEB. 12 vs N.Y. | 6C FEB. 9 at Tor. | 5C MAR. 8 at Port. | 25C(2) MAR. 27 at OKC. |
| FRED VANVLEET | 46 JAN. 24 vs Port. | 13 APR. 9 vs Orl. | 10 (2) MAR. 10 at Sac. | 3 APR. 11 at Utah | 8 (2) DEC. 18 at Clev. | 8 (4) APR. 9 vs Orl. | 17 DEC. 18 at Clev. | 5 (2) APR. 4 vs G.S. | 5 (3) MAR. 14 vs Wash. | 6C JAN. 26 at Cha. | 42 APR. 11 at Utah |
| CAM WHITMORE | 36C APR. 14 at LA-C | 10C FEB. 2 vs Tor. | 6C JAN. 13 at Bos. | 4C(3) MAR. 31 vs Dall. | 9C JAN. 26 at Cha. | 11C JAN. 26 at Cha. | 5C APR. 14 at LA-C | 3C MAR. 31 vs Dall. | 4C(2) FEB. 23 vs Phoe. | 2C(4) APR. 11 at Utah | 25C FEB. 2 vs Tor. |
| NATE WILLIAMS | 21 APR. 14 at LA-C | 6 APR. 14 at LA-C | 2T(2) MAR. 14 vs Wash. | 2 (3) FEB. 10 at Atl. | 2T(3) APR. 14 at LA-C | 3 (3) APR. 14 at LA-C | 2 FEB. 14 at Mem. | 1 (4) APR. 14 at LA-C | 2C APR. 14 at LA-C | 1 APR. 14 at LA-C | 13 APR. 14 at LA-C |
| ROCKETS High Games | 265 (7) APR. 7 at Dall. | 55 FEB. 2 vs Tor. | 31 DEC. 8 at Den. | 23 JAN. 20 vs Utah | 51 DEC. 22 vs Dall. | 63 DEC. 22 vs Dall. | 36 JAN. 29 vs LA-L | 15 (2) MAR. 5 vs S.A. | 24 FEB. 22 at N.O. | 11 MAR. 19 at Wash. | 147 MAR. 23 vs Utah |
| ROCKETS Low Games | 240 APR. 14 at LA-C | 31 FEB. 4 at Minn. | 5 APR. 14 at LA-C | 4 APR. 7 at Dall. | 17 APR. 4 vs G.S. | 29 (2) APR. 4 vs G.S. | 14 FEB. 29 at Phoe. | 2 NOV. 28 at Dall. | 5 JAN. 31 vs N.O. | 0 | 86 OCT. 25 at Orl. |
| OPPONENTS High Games | 265 (7) APR. 7 at Dall. | 54 FEB. 6 at Ind. | 40 APR. 7 at Dall. | 19 (3) MAR. 8 at Port. | 47 FEB. 4 at Minn. | 59 JAN. 20 vs Utah | 37 NOV. 29 at Den. | 16 FEB. 22 at N.O. | 21 (2) APR. 4 vs G.S. | 12 JAN. 21 vs Bos. | 147 APR. 7 at Dall. |
| OPPONENTS Low Games | 240 APR. 14 at LA-C | 27 NOV. 22 vs Mem. | 5 MAR. 31 vs Dall. | 2 JAN. 27 at Bkn. | 19 DEC. 29 vs Phil. | 25 FEB. 6 at Ind. | 12 NOV. 10 vs N.O. | 1 MAR. 5 vs S.A. | 4 NOV. 29 at Den. | 1 (4) DEC. 22 vs Dall. | 82 DEC. 11 vs S.A. |

"C" indicates a new career-high, "T" a tied career-high. Numbers in parentheses indicate the number of games in which a player or team has reached a given total (if more than one).

SEASON BREAKDOWN

INCLUDES GAMES OF SUNDAY, APRIL 14, 2024
HOUSTON ROCKETS / MISCELLANEOUS STATISTICS

| | RECORD | HOME | ROAD | OT | | | | | |
|-----------|--------|-------|-------|-----|------------------|-----------|---------|-----------|--|
| OVERALL | 41-41 | 27-14 | 14-27 | 2-5 | Head Coach: | Ime Udoka | | | |
| Atlantic | 3-7 | 3-2 | 0-5 | 0-0 | Overall: 2 Years | 92 Won | 72 Lost | .561 Pct. | |
| Central | 5-5 | 4-1 | 1-4 | 0-2 | Overall: 1 Years | 41 Won | 41 Lost | .500 Pct. | |
| Southeast | 5-5 | 3-2 | 2-3 | 0-0 | | | | | |
| EASTERN | 13-17 | 10-5 | 3-12 | 0-2 | | | | | |
| Southwest | 9-7 | 6-2 | 3-5 | 0-2 | | | | | |
| Northwest | 11-8 | 6-3 | 5-5 | 2-1 | | | | | |
| Pacific | 8-9 | 5-4 | 3-5 | 0-0 | | | | | |
| WESTERN | 28-24 | 17-9 | 11-15 | 2-3 | | | | | |

TEAM WINNING & LOSING STREAKS:

| OVERALL | HOME | ROAD |
|--------------------------------|---------------------------|--------------------------|
| Win - 2 | Win - 1 | Win - 2 |
| Long: Win - 11 | Win - 11 | Win - 7 |
| Loss- 5 | Loss- 3 | Loss- 9 |
| Last: Win -04/14 @ LAC 116-105 | Win -04/09 vs ORL 118-106 | Win -04/14 @ LAC 116-105 |
| Loss-04/11 @ UTA 121-124 | Loss-04/05 vs MIA 104-119 | Loss-04/11 @ UTA 121-124 |

| | WON | LOST | OFFENSE | VsOPP | HOME ATTENDANCE |
|------|-----|------|---------|---------------|------------------------------|
| Oct. | 0 | 3 | 100+ | 40-33 | If Opp W/L to date: 41 Games |
| Nov. | 8 | 5 | 100< | 1- 8 | .500+ 20-32 720,045 Total |
| Dec. | 7 | 7 | | Defense .500< | 21- 9 17,562 Average |
| Jan. | 7 | 10 | 100+ | 32-41 | 18,055 High |
| Feb. | 3 | 9 | 100< | 9- 0 | 28 Sellouts |
| Mar. | 13 | 2 | | | |

After 82 games last season: W 22 L 60

| MARGINS | 1 | 2 | 3 | 4 | 5 | 6 | 7 | 8 | 9 | 10 | 11 | 12 | 13 | 14 | 15 | 16 | 17 | 18 | 19 | 20 | 21 | 22 | 23 |
|----------|----|----|----|----|----|----|----|----|----|----|----|----|----|----|----|----|----|----|----|----|----|----|-----|
| Won By: | 2 | 4 | 2 | 2 | | 1 | 1 | 2 | 4 | 1 | 3 | 1 | 2 | 1 | | 3 | | 2 | 1 | 1 | | | 2 |
| Lost By: | 1 | 1 | 3 | 2 | 4 | 5 | 3 | 1 | 4 | 2 | 3 | | 1 | | 2 | 1 | 1 | 1 | | | 1 | 1 | 1 |
| | 24 | 25 | 26 | 27 | 28 | 29 | 30 | 31 | 32 | 33 | 34 | 35 | 36 | 37 | 38 | 39 | 40 | 41 | 42 | 43 | 44 | 45 | 46+ |
| Won By: | 1 | 1 | | | 1 | 1 | | | | | 2 | | | | | | | | | | | | |
| Lost By: | | | | 1 | | | | 1 | | 1 | | | | | | | | | | | | | |

| At Start Of: | OVERALL | HOME | ROAD | FG% | OVERALL | HOME | ROAD |
|--------------|---------|------|------|--------|---------|------|------|
| 2nd- Ahead: | 29-13 | 22-4 | 7-9 | -44% | 13-25 | 8-9 | 5-16 |
| - Behind: | 12-26 | 5-8 | 7-18 | 45-49% | 16-9 | 9-3 | 7-6 |
| - Tied: | 0-2 | 0-2 | 0-0 | 50-54% | 6-7 | 5-2 | 1-5 |
| 3rd- Ahead: | 27-11 | 22-5 | 5-6 | 55-59% | 6-0 | 5-0 | 1-0 |
| - Behind: | 13-28 | 5-9 | 8-19 | +60% | 0-0 | 0-0 | 0-0 |
| - Tied: | 1-2 | 0-0 | 1-2 | | | | |
| 4th- Ahead: | 34-6 | 24-3 | 10-3 | | | | |
| - Behind: | 6-35 | 2-11 | 4-24 | | | | |
| - Tied: | 1-0 | 1-0 | 0-0 | | | | |

GAME-BY-GAME STATS

| DATE | GAME | FG-A | PCT | 3FG-A | PCT | FT-A | PCT | OR-DR-REB | AST | PF | ST | TO | BS | PTS |
|--------|-----------------|--------|------|-------|------|-------|-------|-----------|-----|----|----|----|----|-----|
| 10/25 | HOUSTON | 32-79 | .405 | 12-34 | .353 | 10-16 | .625 | 7-24-31 | 19 | 24 | 6 | 19 | 3 | 86 |
| 18,846 | @ Orlando | 42-86 | .488 | 9-34 | .265 | 23-26 | .885 | 16-40-56 | 19 | 20 | 8 | 16 | 6 | 116 |
| 10/27 | HOUSTON | 52-100 | .520 | 8-32 | .250 | 10-20 | .500 | 11-32-43 | 30 | 26 | 7 | 18 | 2 | 122 |
| 18,354 | @ San Antonio | 46-94 | .489 | 13-42 | .310 | 21-28 | .750 | 12-31-43 | 32 | 17 | 11 | 18 | 4 | 126 |
| 10/29 | @ HOUSTON | 34-90 | .378 | 9-33 | .273 | 18-19 | .947 | 10-32-42 | 22 | 20 | 7 | 7 | 4 | 95 |
| 18,055 | Golden State | 35-81 | .432 | 18-45 | .400 | 18-23 | .783 | 8-41-49 | 27 | 18 | 6 | 14 | 6 | 106 |
| 11/1 | @ HOUSTON | 44-84 | .524 | 21-37 | .568 | 19-23 | .826 | 7-31-38 | 35 | 22 | 10 | 17 | 2 | 128 |
| 16,263 | Charlotte | 45-90 | .500 | 11-27 | .407 | 18-25 | .720 | 15-29-44 | 21 | 19 | 9 | 16 | 8 | 119 |
| 11/4 | @ HOUSTON | 40-87 | .460 | 13-36 | .361 | 14-20 | .700 | 10-43-53 | 28 | 18 | 4 | 11 | 3 | 107 |
| 18,055 | Sacramento | 32-84 | .381 | 11-41 | .268 | 14-19 | .737 | 8-35-43 | 20 | 19 | 5 | 11 | 6 | 89 |
| 11/6 | @ HOUSTON | 43-75 | .573 | 15-31 | .484 | 21-27 | .778 | 5-34-39 | 28 | 19 | 8 | 11 | 4 | 122 |
| 15,130 | Sacramento | 36-81 | .444 | 14-40 | .350 | 11-20 | .550 | 12-22-34 | 22 | 22 | 5 | 15 | 2 | 97 |
| 11/8 | @ HOUSTON | 51-93 | .548 | 14-33 | .424 | 12-19 | .632 | 14-43-57 | 26 | 23 | 4 | 13 | 4 | 128 |
| 18,055 | L.A. Lakers | 36-85 | .424 | 7-25 | .280 | 15-24 | .625 | 5-29-34 | 20 | 18 | 7 | 9 | 6 | 94 |
| 11/10 | @ HOUSTON | 36-88 | .409 | 10-35 | .286 | 22-28 | .786 | 9-33-42 | 20 | 22 | 9 | 9 | 5 | 104 |
| 16,236 | New Orleans | 34-75 | .453 | 8-25 | .320 | 25-34 | .735 | 8-31-49 | 12 | 26 | 6 | 18 | 6 | 101 |
| 11/12 | @ HOUSTON | 37-87 | .425 | 10-32 | .312 | 23-29 | .793 | 12-33-45 | 20 | 16 | 7 | 9 | 4 | 107 |
| 18,055 | Denver | 42-91 | .462 | 9-32 | .281 | 11-14 | .786 | 12-37-49 | 24 | 20 | 3 | 11 | 5 | 104 |
| 11/17 | HOUSTON | 38-88 | .432 | 10-31 | .323 | 14-20 | .700 | 12-35-47 | 24 | 28 | 6 | 17 | 5 | 100 |
| 19,370 | @ L.A. Clippers | 36-83 | .434 | 13-34 | .382 | 21-30 | .700 | 8-39-47 | 22 | 19 | 10 | 14 | 7 | 106 |
| 11/19 | HOUSTON | 41-84 | .488 | 14-37 | .378 | 8-10 | .800 | 6-28-34 | 35 | 25 | 7 | 18 | 3 | 104 |
| 18,997 | @ L.A. Lakers | 39-83 | .470 | 6-29 | .207 | 21-29 | .724 | 10-32-42 | 26 | 13 | 13 | 18 | 1 | 105 |
| 11/20 | HOUSTON | 44-95 | .463 | 13-41 | .317 | 15-19 | .789 | 15-33-48 | 28 | 24 | 6 | 8 | 3 | 116 |
| 18,064 | @ Golden State | 36-77 | .468 | 21-43 | .488 | 28-33 | .848 | 8-35-43 | 26 | 21 | 3 | 8 | 1 | 121 |
| 11/22 | @ HOUSTON | 40-92 | .435 | 14-43 | .326 | 17-20 | .850 | 6-43-49 | 22 | 22 | 6 | 7 | 6 | 111 |
| 18,055 | Memphis | 27-82 | .329 | 7-32 | .219 | 30-35 | .857 | 9-37-46 | 17 | 19 | 3 | 9 | 7 | 91 |
| 11/24 | @ HOUSTON | 40-82 | .488 | 12-29 | .414 | 13-15 | .867 | 6-43-49 | 25 | 21 | 9 | 14 | 9 | 105 |
| 18,055 | Denver | 32-94 | .340 | 7-30 | .233 | 15-21 | .714 | 16-30-46 | 17 | 14 | 8 | 15 | 4 | 86 |
| 11/28 | HOUSTON | 42-85 | .494 | 8-29 | .276 | 23-29 | .793 | 10-30-40 | 33 | 27 | 2 | 12 | 6 | 115 |
| 20,103 | @ Dallas | 42-89 | .472 | 12-34 | .353 | 25-29 | .862 | 9-29-38 | 25 | 25 | 5 | 7 | 4 | 121 |
| 11/29 | HOUSTON | 47-86 | .547 | 16-41 | .390 | 14-19 | .737 | 8-27-35 | 27 | 20 | 3 | 9 | 5 | 124 |
| 19,590 | @ Denver | 48-95 | .505 | 19-43 | .442 | 19-26 | .731 | 13-28-41 | 37 | 18 | 4 | 4 | 2 | 134 |
| 12/2 | HOUSTON | 36-89 | .404 | 11-31 | .355 | 14-18 | .778 | 11-43-54 | 24 | 23 | 5 | 17 | 7 | 97 |
| 18,997 | @ L.A. Lakers | 40-89 | .449 | 8-27 | .296 | 19-27 | .704 | 9-39-48 | 24 | 17 | 11 | 12 | 7 | 107 |
| 12/6 | @ HOUSTON | 40-83 | .482 | 15-33 | .455 | 15-22 | .682 | 10-43-53 | 28 | 16 | 6 | 21 | 5 | 110 |
| 16,291 | Oklahoma City | 37-87 | .425 | 8-29 | .276 | 19-24 | .792 | 4-26-30 | 22 | 21 | 14 | 9 | 10 | 101 |
| 12/8 | HOUSTON | 35-82 | .427 | 13-39 | .333 | 31-42 | .738 | 11-36-47 | 21 | 20 | 3 | 10 | 3 | 114 |
| 19,544 | @ Denver | 38-90 | .422 | 10-28 | .357 | 20-27 | .741 | 12-35-47 | 22 | 24 | 4 | 10 | 5 | 106 |
| 12/11 | @ HOUSTON | 32-93 | .344 | 12-39 | .308 | 17-20 | .850 | 15-45-60 | 20 | 18 | 7 | 16 | 2 | 93 |
| 16,481 | San Antonio | 31-87 | .356 | 5-41 | .122 | 15-22 | .682 | 9-42-51 | 20 | 14 | 9 | 17 | 5 | 82 |
| 12/13 | @ HOUSTON | 39-86 | .453 | 12-32 | .375 | 27-37 | .730 | 15-43-58 | 23 | 28 | 6 | 19 | 3 | 117 |
| 16,813 | Memphis | 35-82 | .427 | 10-38 | .263 | 24-34 | .706 | 5-34-39 | 25 | 30 | 7 | 11 | 4 | 104 |
| 12/15 | HOUSTON | 32-88 | .364 | 11-29 | .379 | 28-32 | .875 | 15-36-51 | 18 | 19 | 10 | 11 | 10 | 103 |
| 16,941 | @ Memphis | 37-92 | .402 | 11-40 | .275 | 11-15 | .733 | 13-35-48 | 19 | 24 | 4 | 18 | 9 | 96 |
| 12/17 | HOUSTON | 45-85 | .529 | 11-27 | .407 | 18-21 | .857 | 6-25-31 | 26 | 21 | 8 | 10 | 4 | 119 |
| 17,341 | @ Milwaukee | 45-90 | .500 | 13-36 | .361 | 25-32 | .781 | 16-30-46 | 25 | 23 | 4 | 17 | 1 | 128 |
| 12/18 | HOUSTON | 47-102 | .461 | 12-33 | .364 | 24-27 | .889 | 15-32-47 | 34 | 32 | 9 | 14 | 5 | 130 |
| 19,432 | @ Cleveland | 47-97 | .485 | 19-48 | .396 | 22-34 | .647 | 14-24-38 | 29 | 25 | 7 | 12 | 8 | 135 |
| 12/20 | @ HOUSTON | 44-89 | .494 | 16-34 | .471 | 23-23 | 1.000 | 8-29-37 | 25 | 23 | 4 | 9 | 6 | 127 |
| 18,055 | Atlanta | 47-91 | .516 | 17-40 | .425 | 23-28 | .821 | 12-32-44 | 31 | 18 | 4 | 12 | 3 | 134 |
| 12/22 | @ HOUSTON | 46-95 | .484 | 11-38 | .289 | 19-23 | .826 | 12-51-63 | 21 | 22 | 7 | 17 | 3 | 122 |
| 18,055 | Dallas | 35-101 | .347 | 7-40 | .175 | 19-26 | .731 | 14-33-47 | 18 | 17 | 10 | 12 | 1 | 96 |
| 12/23 | HOUSTON | 35-82 | .427 | 9-29 | .310 | 27-35 | .771 | 13-31-44 | 21 | 20 | 9 | 12 | 2 | 106 |
| 17,399 | @ New Orleans | 38-82 | .463 | 8-31 | .258 | 20-29 | .690 | 13-33-46 | 21 | 22 | 9 | 16 | 7 | 104 |
| 12/26 | @ HOUSTON | 47-97 | .485 | 5-24 | .208 | 18-22 | .818 | 15-29-44 | 19 | 16 | 15 | 11 | 2 | 117 |
| 18,055 | Indiana | 43-82 | .524 | 19-43 | .442 | 18-21 | .857 | 10-35-45 | 28 | 22 | 5 | 20 | 7 | 123 |
| 12/27 | @ HOUSTON | 40-96 | .417 | 17-41 | .415 | 16-22 | .727 | 9-24-33 | 20 | 21 | 11 | 10 | 3 | 113 |
| 18,055 | Phoenix | 47-82 | .573 | 14-33 | .424 | 21-26 | .808 | 8-36-44 | 28 | 17 | 4 | 19 | 11 | 129 |
| 12/29 | @ HOUSTON | 49-91 | .538 | 14-30 | .467 | 15-21 | .714 | 14-28-42 | 30 | 24 | 8 | 17 | 6 | 127 |
| 18,055 | Philadelphia | 46-86 | .523 | 12-33 | .364 | 29-33 | .879 | 11-19-30 | 22 | 21 | 10 | 10 | 5 | 131 |
| 1/1 | @ HOUSTON | 51-91 | .560 | 15-35 | .429 | 19-24 | .792 | 5-33-39 | 34 | 19 | 11 | 10 | 1 | 136 |
| 18,055 | Detroit | 40-83 | .482 | 13-29 | .448 | 20-27 | .741 | 10-27-37 | 27 | 21 | 3 | 18 | 4 | 113 |
| 1/3 | @ HOUSTON | 37-76 | .487 | 19-39 | .487 | 19-27 | .704 | 5-43-48 | 27 | 19 | 5 | 16 | 4 | 112 |
| 16,563 | Brooklyn | 36-93 | .387 | 13-44 | .295 | 16-26 | .615 | 15-35-50 | 25 | 19 | 11 | 10 | 6 | 101 |
| 1/5 | @ HOUSTON | 36-90 | .400 | 12-32 | .375 | 11-15 | .733 | 7-31-38 | 18 | 15 | 7 | 15 | 2 | 95 |
| 18,055 | Minnesota | 46-88 | .523 | 14-33 | .424 | 16-20 | .800 | 9-43-52 | 31 | 18 | 12 | 14 | 7 | 122 |
| 1/6 | @ HOUSTON | 36-83 | .434 | 13-34 | .382 | 27-32 | .844 | 7-39-46 | 22 | 24 | 7 | 10 | 2 | 112 |
| 18,055 | Milwaukee | 35-76 | .461 | 9-34 | .265 | 29-42 | .690 | 4-37-41 | 20 | 24 | 7 | 11 | 4 | 108 |
| 1/8 | HOUSTON | 37-88 | .420 | 14-41 | .341 | 25-28 | .893 | 12-30-42 | 20 | 31 | 8 | 12 | 4 | 113 |
| 19,694 | @ Miami | 41-82 | .500 | 15-36 | .417 | 23-32 | .719 | 10-35-45 | 30 | 21 | 6 | 11 | 5 | 120 |
| 1/10 | HOUSTON | 48-101 | .475 | 11-45 | .244 | 12-20 | .600 | 9-41-50 | 29 | 18 | 9 | 14 | 4 | 119 |
| 21,149 | @ Chicago | 42-95 | .442 | 19-47 | .404 | 21-25 | .840 | 8-38-46 | 31 | 19 | 9 | 14 | 4 | 124 |
| 1/12 | HOUSTON | 41-90 | .456 | 8-30 | .267 | 22-25 | .880 | 10-31-41 | 21 | 16 | 8 | 9 | 5 | 112 |
| 13,987 | @ Detroit | 44-88 | .500 | 12-35 | .343 | 10-16 | .625 | 11-35-46 | 32 | 21 | 6 | 15 | 9 | 110 |
| 1/13 | HOUSTON | 40-99 | .404 | 7-30 | .233 | 26-30 | .867 | 15-35-50 | 20 | 18 | 10 | 13 | 3 | 113 |
| 19,156 | @ Boston | 51-95 | .537 | 24-47 | .511 | 19-25 | .760 | 10-40-50 | 26 | 21 | 7 | 12 | 8 | 145 |
| 1/15 | HOUSTON | 44-88 | .500 | 8-27 | .296 | 19-32 | .594 | 16-30-46 | 21 | 23 | 7 | 13 | 9 | 115 |
| 20,822 | @ Philadelphia | 40-83 | .482 | 15-31 | .484 | 29-34 | .853 | 8-33-41 | 25 | 24 | 8 | 11 | 4 | 124 |
| 1/17 | HOUSTON | 35-84 | .417 | 8-30 | .267 | 16-19 | .842 | 6-32-38 | 23 | 18 | 6 | 10 | 9 | 94 |
| 19,439 | @ New York | 39-87 | .448 | 13-37 | .351 | 18-22 | .818 | 12-39-51 | 24 | 20 | 6 | 15 | 5 | 109 |
| 1/20 | @ HOUSTON | 50-117 | .427 | 13-39 | .333 | 14-22 | .636 | 23-33-56 | 27 | 22 | 11 | 7 | 10 | 127 |
| 16,618 | Utah | 48-105 | .457 | 13-43 | .302 | 17-22 | .773 | 16-43-59 | 28 | 24 | 4 | 17 | 8 | 126 |

GAME-BY-GAME STATS

| DATE | GAME | FG-A | PCT | 3FG-A | PCT | FT-A | PCT | OR-DR-REB | AST | PF | ST | TO | BS | PTS |
|--------|-----------------|--------|------|-------|------|-------|------|-----------|-----|----|----|----|----|-----|
| 1/21 | @ HOUSTON | 41-94 | .436 | 10-35 | .286 | 15-22 | .682 | 11-38-49 | 26 | 17 | 9 | 15 | 3 | 107 |
| 18.055 | Boston | 43-98 | .439 | 17-47 | .362 | 13-18 | .722 | 16-39-55 | 31 | 17 | 10 | 16 | 12 | 116 |
| 1/24 | @ HOUSTON | 50-94 | .532 | 12-36 | .333 | 19-22 | .864 | 8-29-37 | 29 | 19 | 8 | 8 | 6 | 131 |
| 18.055 | Portland | 50-98 | .510 | 15-35 | .429 | 22-24 | .917 | 13-35-48 | 31 | 18 | 6 | 12 | 4 | 137 |
| 1/26 | HOUSTON | 50-89 | .562 | 13-33 | .394 | 25-31 | .806 | 11-42-53 | 34 | 20 | 7 | 14 | 10 | 138 |
| 16.164 | @ Charlotte | 35-85 | .412 | 9-29 | .310 | 25-32 | .781 | 5-27-32 | 20 | 25 | 6 | 13 | 7 | 104 |
| 1/27 | HOUSTON | 37-94 | .394 | 10-37 | .270 | 20-23 | .870 | 15-40-55 | 20 | 29 | 6 | 17 | 3 | 104 |
| 17.732 | @ Brooklyn | 36-74 | .486 | 12-34 | .353 | 22-37 | .595 | 2-38-40 | 24 | 22 | 11 | 19 | 6 | 106 |
| 1/29 | @ HOUSTON | 52-98 | .531 | 12-36 | .333 | 19-25 | .760 | 14-42-56 | 36 | 19 | 10 | 15 | 2 | 135 |
| 18.055 | L.A. Lakers | 45-91 | .495 | 13-35 | .371 | 16-26 | .615 | 4-31-35 | 26 | 13 | 10 | 12 | 6 | 119 |
| 1/31 | @ HOUSTON | 35-87 | .402 | 13-44 | .295 | 16-17 | .941 | 5-24-29 | 19 | 21 | 11 | 5 | 2 | 99 |
| 18.055 | New Orleans | 41-82 | .500 | 11-34 | .324 | 17-24 | .708 | 12-44-56 | 20 | 22 | 3 | 16 | 6 | 110 |
| 2/2 | @ HOUSTON | 55-93 | .591 | 11-31 | .355 | 14-17 | .824 | 7-42-49 | 30 | 29 | 9 | 15 | 3 | 135 |
| 18.055 | Toronto | 40-91 | .440 | 11-33 | .333 | 15-20 | .750 | 8-29-37 | 17 | 18 | 11 | 14 | 5 | 106 |
| 2/4 | HOUSTON | 31-88 | .352 | 10-30 | .333 | 18-27 | .667 | 10-31-41 | 20 | 26 | 10 | 11 | 7 | 90 |
| 18.024 | @ Minnesota | 40-90 | .444 | 11-30 | .367 | 20-27 | .741 | 11-47-58 | 21 | 19 | 6 | 16 | 11 | 111 |
| 2/6 | HOUSTON | 50-97 | .515 | 12-25 | .480 | 17-23 | .739 | 20-28-48 | 26 | 16 | 5 | 15 | 3 | 129 |
| 15.571 | @ Indiana | 54-86 | .628 | 15-32 | .469 | 9-14 | .643 | 5-20-25 | 35 | 20 | 7 | 12 | 7 | 132 |
| 2/9 | HOUSTON | 38-85 | .447 | 15-38 | .395 | 13-16 | .812 | 12-36-48 | 22 | 20 | 5 | 22 | 3 | 104 |
| 19.800 | @ Toronto | 40-95 | .421 | 10-33 | .303 | 17-19 | .895 | 16-25-41 | 24 | 17 | 14 | 12 | 8 | 107 |
| 2/10 | HOUSTON | 44-100 | .440 | 13-43 | .302 | 12-19 | .632 | 17-42-59 | 21 | 26 | 6 | 17 | 6 | 113 |
| 17.503 | @ Atlanta | 40-88 | .455 | 14-41 | .341 | 28-37 | .757 | 9-32-41 | 25 | 18 | 7 | 11 | 8 | 122 |
| 2/12 | @ HOUSTON | 36-80 | .450 | 10-26 | .385 | 23-33 | .697 | 12-27-39 | 22 | 16 | 12 | 12 | 3 | 105 |
| 16.790 | New York | 42-92 | .457 | 12-36 | .333 | 7-12 | .583 | 19-32-51 | 19 | 23 | 4 | 17 | 4 | 103 |
| 2/14 | HOUSTON | 42-102 | .412 | 11-36 | .306 | 18-28 | .643 | 22-34-56 | 20 | 25 | 9 | 9 | 4 | 113 |
| 15.012 | @ Memphis | 39-79 | .494 | 15-35 | .429 | 28-41 | .683 | 8-38-46 | 27 | 20 | 8 | 11 | 11 | 121 |
| 2/22 | HOUSTON | 36-82 | .439 | 15-41 | .366 | 18-28 | .643 | 12-32-44 | 27 | 18 | 6 | 24 | 5 | 105 |
| 17.421 | @ New Orleans | 50-96 | .521 | 16-41 | .390 | 11-18 | .611 | 9-34-43 | 35 | 21 | 16 | 14 | 6 | 127 |
| 2/23 | @ HOUSTON | 37-93 | .398 | 15-45 | .333 | 25-34 | .735 | 17-37-54 | 25 | 23 | 8 | 14 | 5 | 114 |
| 18.055 | Phoenix | 38-95 | .400 | 7-31 | .226 | 27-35 | .771 | 19-39-58 | 23 | 20 | 10 | 10 | 8 | 110 |
| 2/25 | @ HOUSTON | 38-93 | .409 | 16-41 | .390 | 18-23 | .783 | 13-37-50 | 18 | 16 | 6 | 18 | 7 | 110 |
| 18.055 | Oklahoma City | 46-97 | .474 | 17-35 | .486 | 14-15 | .933 | 10-38-48 | 30 | 22 | 12 | 12 | 8 | 123 |
| 2/27 | HOUSTON | 37-95 | .389 | 9-39 | .231 | 12-18 | .667 | 12-34-46 | 22 | 16 | 5 | 15 | 8 | 95 |
| 17.164 | @ Oklahoma City | 44-93 | .473 | 10-27 | .370 | 14-18 | .778 | 12-43-55 | 19 | 14 | 7 | 15 | 8 | 112 |
| 2/29 | HOUSTON | 33-99 | .333 | 11-45 | .244 | 28-31 | .903 | 19-39-58 | 14 | 29 | 8 | 13 | 5 | 105 |
| 17.071 | @ Phoenix | 36-89 | .404 | 13-37 | .351 | 25-37 | .676 | 14-37-51 | 20 | 21 | 6 | 14 | 6 | 110 |
| 3/2 | HOUSTON | 42-96 | .438 | 16-42 | .381 | 18-26 | .692 | 13-36-49 | 27 | 22 | 13 | 13 | 3 | 118 |
| 17.071 | @ Phoenix | 39-85 | .459 | 9-29 | .310 | 22-29 | .759 | 9-38-47 | 23 | 17 | 6 | 19 | 6 | 109 |
| 3/5 | @ HOUSTON | 49-105 | .467 | 9-34 | .265 | 7-11 | .636 | 16-35-51 | 23 | 15 | 15 | 7 | 5 | 114 |
| 16.734 | San Antonio | 38-87 | .437 | 12-36 | .333 | 13-16 | .812 | 12-38-50 | 24 | 12 | 1 | 19 | 10 | 101 |
| 3/6 | @ HOUSTON | 45-94 | .479 | 16-37 | .432 | 10-17 | .588 | 13-25-38 | 33 | 21 | 6 | 8 | 2 | 116 |
| 17.033 | L.A. Clippers | 44-80 | .550 | 12-29 | .414 | 22-26 | .846 | 8-33-41 | 19 | 17 | 5 | 9 | 8 | 122 |
| 3/8 | HOUSTON | 45-94 | .479 | 14-37 | .378 | 19-26 | .731 | 14-33-47 | 33 | 15 | 12 | 7 | 10 | 123 |
| 18.139 | @ Portland | 37-89 | .416 | 16-35 | .457 | 17-25 | .680 | 19-30-49 | 22 | 16 | 5 | 17 | 5 | 107 |
| 3/10 | HOUSTON | 39-84 | .464 | 12-29 | .414 | 22-27 | .815 | 6-36-42 | 23 | 18 | 8 | 12 | 1 | 112 |
| 18.022 | @ Sacramento | 39-86 | .453 | 6-32 | .188 | 20-23 | .870 | 7-37-44 | 24 | 20 | 10 | 13 | 5 | 104 |
| 3/12 | HOUSTON | 37-80 | .462 | 10-32 | .312 | 19-21 | .905 | 8-28-36 | 21 | 19 | 10 | 13 | 5 | 103 |
| 18.751 | @ San Antonio | 39-82 | .476 | 11-36 | .306 | 12-14 | .857 | 10-32-42 | 30 | 20 | 9 | 15 | 5 | 101 |
| 3/14 | @ HOUSTON | 51-87 | .586 | 12-28 | .429 | 21-24 | .875 | 8-39-47 | 24 | 19 | 7 | 19 | 1 | 135 |
| 18.055 | Washington | 46-93 | .495 | 12-38 | .316 | 15-19 | .789 | 7-25-32 | 29 | 19 | 11 | 14 | 2 | 119 |
| 3/16 | @ HOUSTON | 47-98 | .480 | 15-42 | .357 | 8-12 | .667 | 11-37-48 | 28 | 19 | 9 | 10 | 7 | 117 |
| 18.055 | Cleveland | 37-82 | .451 | 12-38 | .316 | 17-20 | .850 | 7-38-45 | 22 | 12 | 6 | 16 | 7 | 103 |
| 3/19 | HOUSTON | 47-91 | .516 | 13-39 | .333 | 30-36 | .833 | 12-35-47 | 25 | 15 | 6 | 7 | 11 | 137 |
| 14.137 | @ Washington | 42-98 | .429 | 15-39 | .385 | 15-20 | .750 | 17-27-44 | 24 | 27 | 6 | 11 | 2 | 114 |
| 3/21 | @ HOUSTON | 47-93 | .505 | 17-45 | .378 | 16-20 | .800 | 13-36-49 | 27 | 21 | 7 | 16 | 6 | 127 |
| 17.016 | Chicago | 42-93 | .452 | 12-31 | .387 | 21-25 | .840 | 12-31-43 | 23 | 17 | 8 | 11 | 3 | 117 |
| 3/23 | @ HOUSTON | 54-97 | .557 | 27-49 | .551 | 12-14 | .857 | 12-32-44 | 31 | 26 | 7 | 9 | 3 | 147 |
| 18.055 | Utah | 40-89 | .449 | 11-37 | .297 | 28-33 | .848 | 12-28-40 | 24 | 11 | 2 | 10 | 4 | 119 |
| 3/25 | @ HOUSTON | 37-93 | .398 | 12-39 | .308 | 24-25 | .960 | 13-32-45 | 19 | 16 | 7 | 9 | 7 | 110 |
| 16.537 | Portland | 36-87 | .414 | 7-33 | .212 | 13-15 | .867 | 10-34-44 | 14 | 25 | 5 | 17 | 6 | 92 |
| 3/27 | HOUSTON | 50-104 | .481 | 15-43 | .349 | 17-23 | .739 | 16-34-50 | 25 | 24 | 10 | 16 | 3 | 132 |
| 17.438 | @ Oklahoma City | 47-96 | .490 | 14-38 | .368 | 18-24 | .750 | 13-36-49 | 26 | 24 | 7 | 19 | 7 | 126 |
| 3/29 | HOUSTON | 35-91 | .385 | 13-42 | .310 | 18-28 | .643 | 15-30-45 | 19 | 18 | 10 | 10 | 6 | 101 |
| 18.206 | @ Utah | 37-80 | .462 | 8-31 | .258 | 18-19 | .947 | 11-40-51 | 23 | 23 | 4 | 21 | 9 | 100 |
| 3/31 | @ HOUSTON | 39-92 | .424 | 13-38 | .342 | 16-19 | .842 | 12-31-43 | 22 | 14 | 9 | 12 | 3 | 107 |
| 18.055 | Dallas | 48-93 | .516 | 24-47 | .511 | 5-9 | .556 | 10-37-47 | 24 | 17 | 7 | 14 | 8 | 125 |
| 4/2 | HOUSTON | 41-92 | .446 | 14-48 | .292 | 10-14 | .714 | 12-25-37 | 23 | 23 | 10 | 15 | 0 | 106 |
| 18.024 | @ Minnesota | 41-77 | .532 | 11-26 | .423 | 20-22 | .909 | 6-33-39 | 29 | 17 | 12 | 18 | 5 | 113 |
| 4/4 | @ HOUSTON | 36-86 | .419 | 12-40 | .300 | 26-30 | .867 | 12-17-29 | 23 | 19 | 11 | 12 | 1 | 110 |
| 18.055 | Golden State | 47-80 | .588 | 17-35 | .486 | 22-25 | .880 | 12-31-43 | 29 | 23 | 6 | 21 | 2 | 133 |
| 4/5 | @ HOUSTON | 34-90 | .378 | 14-44 | .318 | 22-25 | .880 | 12-33-45 | 25 | 13 | 7 | 9 | 2 | 104 |
| 18.055 | Miami | 44-89 | .494 | 13-36 | .361 | 18-21 | .857 | 8-40-48 | 27 | 18 | 8 | 9 | 4 | 119 |
| 4/7 | HOUSTON | 46-93 | .495 | 17-41 | .415 | 27-35 | .771 | 4-28-32 | 31 | 34 | 11 | 11 | 6 | 136 |
| 20.317 | @ Dallas | 46-85 | .541 | 15-39 | .385 | 40-45 | .889 | 6-41-47 | 21 | 26 | 4 | 17 | 6 | 147 |
| 4/9 | @ HOUSTON | 45-86 | .523 | 15-35 | .429 | 13-18 | .722 | 6-32-38 | 29 | 21 | 8 | 12 | 7 | 118 |
| 18.055 | Orlando | 39-86 | .453 | 7-24 | .292 | 21-23 | .913 | 10-32-42 | 23 | 15 | 9 | 15 | 6 | 106 |
| 4/11 | HOUSTON | 40-95 | .421 | 21-47 | .447 | 20-22 | .909 | 16-23-39 | 22 | 18 | 8 | 10 | 6 | 121 |
| 18.206 | @ Utah | 44-87 | .506 | 14-39 | .359 | 22-27 | .815 | 15-34-49 | 27 | 20 | 8 | 16 | 3 | 124 |
| 4/12 | HOUSTON | 44-92 | .478 | 11-39 | .282 | 17-20 | .850 | 10-38-48 | 25 | 20 | 3 | 9 | 5 | 116 |
| 18.630 | @ Portland | 37-95 | .389 | 12-35 | .343 | 21-29 | .724 | 16-32-48 | 20 | 14 | 4 | 7 | 5 | 107 |
| 4/14 | HOUSTON | 50-103 | .485 | 11-38 | .289 | 5-14 | .357 | 17-42-59 | 31 | 13 | 7 | 18 | 8 | 116 |
| 19.370 | @ L.A. Clippers | 41-104 | .394 | 8-37 | .216 | 15-17 | .882 | 16-35-51 | 23 | 14 | 13 | 12 | 8 | 105 |

SUPERLATIVES

| ROCKETS | | OPPONENTS | |
|---------------------------|---------------------------------------------------------------------------------------------------------------------------------------------------------------------------------------------|-----------|------------------------------------------------------------------------------------------------------------------|
| Points | 45 Alperen Sengun vs. SA 3/5/24 | 48 | Kyrie Irving at Dal 4/7/24 |
| Points in a Quarter | 20 Fred VanVleet (1st) at Uta 4/11/24 Jalen Green (3rd) at Uta 3/29/24 Jalen Green (1st) at Pho 2/29/24 | 22 | Giannis Antetokounmpo vs. Mil 1/6/24 Luka Dončić (1st) vs. Dal 3/31/24 Anthony Edwards (3rd) at Min 2/4/24 |
| Points in a Half | 30 Alperen Sengun (3rd) vs. Det 1/1/24 Jalen Green (2nd) at Uta 3/29/24 Alperen Sengun (2nd) vs. SA 3/5/24 | 32 | Luka Dončić (1st) vs. Dal 3/31/24 Giannis Antetokounmpo (2nd) vs. Mil 1/6/24 |
| Points in Overtime | 8 Dillon Brooks at OKC 3/27/24 | 8 | P.J. Washington at Dal 4/7/24 |
| Field Goals | 19 Alperen Sengun vs. SA 3/5/24 | 18 | Luka Dončić vs. Dal 3/31/24 |
| Field Goal Attempts | 32 Alperen Sengun vs. SA 3/5/24 | 31 | Nikola Jokic vs. Den 11/24/23 |
| Field Goal % (Min. 5 FGA) | 1.000 Jock Landale (6-6) vs. Por 3/25/24 Jeff Green (6-6) at Cle 12/18/23 Aaron Holiday (6-6) vs. Sac 11/6/23 | .833 | Andrew Nembhard (5-6) vs. Ind 12/26/23 Kentavious Caldwell-Pope (5-6) at Den 12/8/23 |
| 3-PT Field Goals | 10 Fred VanVleet vs. Uta 3/23/24 | 9 | Luka Dončić vs. Dal 3/31/24 |
| 3-PT FG Attempts | 15 Fred VanVleet vs. Uta 3/23/24 | 16 | Luka Dončić vs. Dal 3/31/24 |
| 3-PT FG % (Min. 3 3FGA) | 1.000 Dillon Brooks (3-3) vs. Cha 11/1/23 | 1.000 | Gordon Hayward (3-3) at OKC 3/27/24 |
| Free Throws | 14 Alperen Sengun at NO 12/23/23 Jabari Smith Jr. vs. Atl 12/20/23 | 16 | Joel Embiid |
| FT Attempts | 17 Alperen Sengun at NO 12/23/23 | 21 | Giannis Antetokounmpo vs. Mil 1/6/24 |
| FT % (Min 5 FTA) | 1.000 Jabari Smith Jr. (14-14) vs. Atl 12/20/23 | 1.000 | Anthony Edwards (11-11) at Min 4/2/24 Devin Booker (11-11) vs. Pho 2/23/24 |
| Offensive Rebounds | 8 Alperen Sengun vs. Uta 1/20/24 | 9 | Precious Achiuwa vs. NY 2/12/24 |
| Defensive Rebounds | 14 Jabari Smith Jr. vs. OKC 12/6/23 Alperen Sengun vs. Den 11/24/23 | 15 | Nikola Jokic vs. Den 11/12/23 |
| Total Rebounds | 19 Alperen Sengun vs. LAC 3/6/24 | 21 | Nikola Jokic vs. Den 11/12/23 |
| Assists | 17 Fred VanVleet at Cle 12/18/23 | 16 | Kevin Durant vs. Pho 12/27/23 |
| Steals | 5 Fred VanVleet vs. GS 4/4/24 Fred VanVleet at Min 4/2/24 Alperen Sengun vs. SA 3/5/24 Amen Thompson vs. NY 2/12/24 Tari Eason vs. Pho 12/27/23 Dillon Brooks vs. GS 11/1/23 | 7 | Herbert Jones at NO 2/22/24 |
| Blocks | 7 Jock Landale at Was 3/19/24 | 7 | Victor Wembanyama vs. SA 3/5/24 |
| Turnovers | 7 Dillon Brooks vs. Cha 11/1/23 | 7 | Jusuf Nurkic at Pho 2/29/24 |
| Minutes | 44:03 Fred VanVleet vs. Atl 12/20/23 | 44:07 | Collin Sexton at Uta 3/29/24 |
| Minutes (OT+) | 47:25 Jabari Smith Jr. vs. Chi 1/10/24 | 45:25 | Luka Dončić at Dal 4/7/24 Donovan Mitchell at Cle 12/18/23 |

| ROCKETS HIGH | ROCKETS LOW | CATEGORY | OPPONENT HIGH | OPPONENT LOW |
|------------------------|-----------------------|-----------------------|------------------------|------------------------|
| 147 vs. Uta 3/23/24 | 86 at Orl 10/25/23 | Points | 147 at Dal 4/7/24 | 82 vs. SA 12/11/23 |
| 47 vs. Uta 3/23/24 | 13 at Uta 3/29/24 | Points/1st Qtr. | 41 (2) at Ind 2/6/24 | 16 at Min 4/2/24 |
| 42 vs. Was 3/14/24 | 14 at LAL 12/2/23 | Points/2nd Qtr. | 43 vs. Pho 12/27/23 | 16 at Por 4/12/24 |
| 85 vs. Uta 3/23/24 | 40 at Bkn 1/27/24 | Points/1st Half | 77 vs. Atl 12/20/23 | 39 vs. Dal 12/22/23 |
| 47 vs. Det 1/1/24 | 12 vs. Sac 11/4/23 | Points/3rd Qtr. | 43 at Bos 1/13/24 | 14 at Sac 3/10/24 |
| 42 vs. Cha 11/1/23 | 17 at Orl 10/25/23 | Points/4th Qtr. | 42 vs. LAC 3/6/24 | 17 vs. Den 11/24/23 |
| 83 at Cha 1/26/24 | 43 at Orl 10/25/23 | Points/2nd Half | 78 vs. LAC 3/6/24 | 35 vs. SA 12/11/23 |
| 20 at OKC 3/27/24 | 7 (3) at Dal 4/7/24 | Points/Overtime | 18 at Dal 4/7/24 | 11 vs. Uta 1/20/24 |
| 55 vs. Tor 2/2/24 | 31 at Min 2/4/24 | Field Goals | 51 at Bos 1/13/24 | 27 vs. Mem 11/22/23 |
| 117 vs. Uta 1/20/24 | 76 vs. Bkn 1/3/24 | Field Goal Attempts | 105 vs. Uta 1/20/24 | 74 at Bkn 1/27/24 |
| .591 vs. Tor 2/2/24 | .333 at Pho 2/29/24 | Field Goal Percentage | .628 at Ind 2/6/24 | .329 vs. Mem 11/22/23 |
| 27 vs. Uta 3/23/24 | 5 vs. Ind 12/26/23 | 3-PT Field Goals | 24 (2) vs. Dal 3/31/24 | 6 (2) at Sac 3/10/24 |
| 49 vs. Uta 3/23/24 | 24 vs. Ind 12/26/23 | 3-PT FG Attempts | 47 (4) vs. Dal 3/31/24 | 24 vs. Orl 4/9/24 |
| .568 vs. Cha 11/1/23 | .208 vs. Ind 12/26/23 | 3-PT FG Percentage | .511 at Bos 1/13/24 | .122 vs. SA 12/11/23 |
| 31 at Den 12/8/23 | 5 at LAC 4/14/24 | Free Throws | 40 at Dal 4/7/24 | 7 vs. NY 12/12/24 |
| 42 at Den 12/8/23 | 11 vs. SA 3/5/24 | Free Throw Attempts | 45 at Dal 4/7/24 | 9 vs. Dal 3/31/24 |
| 1.000 vs. Atl 12/20/23 | .357 at LAC 4/14/24 | Free Throw Percentage | .947 at Uta 3/29/24 | .595 at Bkn 1/27/24 |
| 23 vs. Uta 1/20/24 | 4 at Dal 4/7/24 | Offensive Rebounds | 19 (3) at Por 3/8/24 | 2 at Bkn 1/27/24 |
| 51 vs. Dal 12/22/23 | 23 at Uta 4/11/24 | Defensive Rebounds | 47 at Min 2/4/24 | 20 at Ind 2/6/24 |
| 63 vs. Dal 12/22/23 | 29 (2) vs. GS 4/4/24 | Total Rebounds | 58 (2) vs. Pho 2/23/24 | 25 at Ind 2/6/24 |
| 36 vs. LAL 1/29/24 | 14 at Pho 2/29/24 | Assists | 37 at Den 11/29/23 | 12 vs. NO 11/10/23 |
| 34 at Dal 4/7/24 | 13 (2) at LAC 4/14/24 | Fouls | 30 vs. Mem 12/13/23 | 11 vs. Uta 3/23/24 |
| 15 (2) vs. SA 3/5/24 | 2 at Dal 11/28/23 | Steals | 16 at NO 2/22/24 | 1 vs. SA 3/5/24 |
| 22 at NO 2/22/24 | 5 (2) vs. SA 3/5/24 | Turnovers | 21 at Uta 3/29/24 | 3 at Den 11/29/23 |
| 11 at Was 3/19/24 | 0 at Min 4/2/24 | Blocks | 12 vs. Bos 1/21/24 | 1 (3) vs. Dal 12/22/23 |

MISCELLANEOUS STATS

Rockets Record When . . .

| | Overall | Home | Road |
|------------------------------|---------|-------|------|
| Outrebounding opp. | 27-16 | 20-2 | 7-14 |
| Outrebounded by opp. | 12-22 | 7-12 | 5-10 |
| Tied in rebounding | 2-3 | 0-0 | 2-3 |
| Shooting better than opp. | 26-10 | 19-2 | 7-8 |
| Shooting worse than opp. | 15-31 | 8-12 | 7-19 |
| Shooting same as opp. | 0-0 | 0-0 | 0-0 |
| More FTM than opp. | 18-10 | 10-4 | 8-6 |
| Fewer FTM than opp. | 19-28 | 15-7 | 4-21 |
| Same FTM as opp. | 4-3 | 2-3 | 2-0 |
| More 3FGM than opp. | 29-12 | 21-5 | 8-7 |
| Fewer 3FGM than opp. | 8-29 | 3-9 | 5-20 |
| Same 3FGM as opp. | 4-0 | 3-0 | 1-0 |
| More assists than opp. | 27-10 | 21-2 | 6-8 |
| Fewer assists than opp. | 12-29 | 5-12 | 7-17 |
| Same assists as opp. | 2-2 | 1-0 | 1-2 |
| More turnovers than opp. | 12-17 | 10-3 | 2-14 |
| Fewer turnovers than opp. | 25-19 | 15-10 | 10-9 |
| Same turnovers as opp. | 4-5 | 2-1 | 2-4 |
| Bench outscores opp. bench | 17-20 | 12-6 | 5-14 |
| Opp. bench outscores HOU's | 23-21 | 15-8 | 8-13 |
| Bench scoring equal | 1-0 | 0-0 | 1-0 |
| Scoring below 90 points | 0-1 | 0-0 | 0-1 |
| Scoring 90-99 points | 1-7 | 1-3 | 0-4 |
| Scoring 100-109 points | 9-10 | 5-3 | 4-7 |
| Scoring 110-119 points | 16-14 | 10-5 | 6-9 |
| Scoring 120-129 points | 7-6 | 6-2 | 1-4 |
| Scoring 130+ points | 8-3 | 5-1 | 3-2 |
| Opp. scoring below 90 points | 3-0 | 3-0 | 0-0 |
| Opp. scoring 90-99 points | 6-0 | 5-0 | 1-0 |
| Opp. scoring 100-109 points | 20-7 | 10-1 | 10-6 |
| Opp. scoring 110-119 points | 10-8 | 8-3 | 2-5 |
| Opp. scoring 120-129 points | 2-17 | 1-6 | 1-11 |
| Opp. scoring 130+ points | 0-9 | 0-4 | 0-5 |

Number of Times Recording

| | Points | | | | Reb 10+ | Ast 10+ | Double-Doubles | Triple-Doubles | Stl 3+ | Blk 3+ |
|------------|--------|-----|-----|-----|---------|---------|----------------|----------------|--------|--------|
| | 10+ | 20+ | 30+ | 40+ | | | | | | |
| Brooks | 47 | 12 | | | 1 | | 1 | | 4 | |
| Bullock | 1 | | | | | | | | | |
| Eason | 10 | 1 | | | 2 | | 2 | | 4 | |
| Ja. Green | 71 | 39 | 13 | 2 | 7 | 1 | 7 | 1 | 3 | |
| Je. Green | 18 | 1 | | | | | | | | 1 |
| Hinton | 1 | | | | | | | | | |
| Holiday | 18 | 1 | | | | | | | 2 | |
| Landale | 9 | 1 | | | 1 | | 1 | | | 2 |
| Marjanović | 1 | | | | | | | | | |
| Samuels | | | | | | | | | | |
| Sengun | 60 | 35 | 9 | 1 | 29 | 3 | 28 | 2 | 6 | 4 |
| Smith | 53 | 14 | 1 | | 23 | | 15 | | 3 | 5 |
| Tate | 4 | | | | | | | | 3 | |
| Thompson | 26 | 4 | | | 15 | 1 | 13 | 1 | 7 | 5 |
| VanVleet | 63 | 31 | 6 | 1 | | 24 | 19 | | 7 | 6 |
| Whitmore | 33 | 5 | | | 1 | | 1 | | 1 | |
| Williams | 1 | | | | | | | | | |

Number of Times Leading Team In... (Including ties, except zeros)

| | Pts | Reb | Ast | Stl | Blk | Min |
|------------|-----|-----|-----|-----|-----|-----|
| Brooks | 11 | | | 17 | 4 | 6 |
| Bullock | | | | 2 | 3 | |
| Eason | 2 | 6 | | 8 | 9 | |
| Ja. Green | 29 | 6 | 11 | 13 | 6 | 12 |
| Je. Green | | | | 3 | 7 | |
| Hinton | | | | | 1 | |
| Holiday | 1 | | 2 | 9 | 1 | 1 |
| Landale | | 3 | | 2 | 11 | |
| Marjanović | | | | | 1 | |
| Samuels | | | | | 1 | |
| Sengun | 22 | 37 | 17 | 15 | 15 | 5 |
| Smith | 4 | 29 | 2 | 14 | 22 | 11 |
| Tate | | | | 1 | 8 | 7 |
| Thompson | 2 | 16 | 5 | 16 | 13 | 4 |
| VanVleet | 17 | 3 | 54 | 26 | 19 | 43 |
| Whitmore | 4 | 1 | | 5 | 5 | |
| Williams | | | | 1 | | |

Starting Lineups

| Forward | Forward | Center | Guard | Guard | Record | Dates |
|----------|-----------|-----------|-----------|----------|--------|---------------------------------------------------------|
| Brooks | Smith | Sengun | Ja. Green | VanVleet | 23-22 | 10/25-11/28, 12/2-12/26, 1/13-1/20, 1/29-2/4, 2/22-3/10 |
| Brooks | Smith | Sengun | Ja. Green | Holiday | 0-1 | 11/29 |
| Tate | Smith | Sengun | Ja. Green | VanVleet | 4-4 | 12/27, 1/1-1/12 |
| Tate | Je. Green | Sengun | Ja. Green | VanVleet | 0-1 | 12/29 |
| Whitmore | Brooks | Sengun | Ja. Green | Thompson | 0-1 | 1/21 |
| Brooks | Je. Green | Sengun | Ja. Green | VanVleet | 1-2 | 1/24-1/27 |
| Brooks | Smith | Sengun | Ja. Green | Thompson | 1-3 | 2/6-2/9, 2/12-2/14 |
| Brooks | Smith | Je. Green | Ja. Green | Thompson | 0-1 | 2/10 |
| Brooks | Thompson | Smith | Ja. Green | VanVleet | 9-5 | 3/12-3/23, 3/27-4/4, 4/7-4/11 |
| Brooks | Thompson | Landale | Ja. Green | VanVleet | 1-0 | 3/25/24 |
| Brooks | Je. Green | Smith | Ja. Green | VanVleet | 0-1 | 4/5 |
| Brooks | Smith | Landale | Thompson | Green | 1-0 | 4/12 |
| Thompson | Smith | Landale | Ja. Green | Whitmore | 1-0 | 4/14 |

Games Missed Due to Injury/Illness/Rest/Suspension (Does not count games missed by injuries/illness sustained during G League play)

| Player | Reason | Dates Out | Missed |
|----------|---------------------------------------|------------------------------------|--------|
| Eason | Left Lower Leg Soreness/Tibia Surgery | 10/25-11/6, 11/20; 12/20; 1/3-4/14 | 60 |
| Oladipo | Left Patellar Tendon Repair | 10/25-1/31 | 47 |
| Hinton | Right Ankle Sprain | 10/27 | 1 |
| Landale | Concussion Protocol | 10/27-10/29 | 2 |
| | Illness | 12/6-12/8 | 2 |
| Tate | Left Knee Soreness | 11/29 | 1 |
| | Illness | 12/15 | 1 |
| | Left Wrist Sprain | 1/24 | 1 |
| | Right Ankle Sprain | 4/5-4/14 | 6 |
| Thompson | Right Ankle Sprain | 11/4-12/2 | 13 |
| | Illness | 12/13-12/18 | 4 |
| | Left Ankle Sprain | 4/5 | 1 |
| VanVleet | Left Thumb Sprain | 11/29 | 1 |
| | Lower Back Tightness | 1/21 | 1 |
| | Left Adductor Strain | 2/6-2/14 | 4 |
| | Right Hip Contusion | 4/12-4/14 | 2 |

| Player | Reason | Dates Out | Missed |
|--------------|-------------------------------------------|--------------------|------------|
| Je. Green | Personal | 12/6 | 1 |
| | Left Calf Soreness | 1/21 | 1 |
| | Left Knee Pain | 3/6 | 1 |
| Bullock | Illness | 12/11; 12/22-12/23 | 3 |
| | Lower Back Strain | 1/17-1/24, 2/14 | 5 |
| Brooks | Right Oblique Strain | 12/28-1/12 | 9 |
| | Left Adductor Soreness | 4/14 | 1 |
| Smith Jr. | Left Ankle Sprain | 12/29, 1/21-1/27 | 5 |
| | Suspension | 3/25 | 1 |
| Adams | Right Knee PCL Surgery | 2/6-4/14 | 33 |
| Sengun | Lower Back Pain | 2/10 | 1 |
| | Right Ankle Sprain/Right Knee Bone Bruise | 3/12-4/14 | 18 |
| Whitmore | Right Ankle Sprain | 2/10-2/14 | 3 |
| | Right Knee Sprain | 3/12-3/29 | 9 |
| Total | | | 238 |

QUARTER-BY-QUARTER SCORING

| HOUSTON ROCKETS | | | | | | | | | | | | | | OPPONENTS | | | | | | | | | |
|-----------------|-----|-----|----|-----|-----|----------|-----|-----|----------|--------|--------|-------|-----|-----------|----------|-----|-----|----------|--------|--------|-------|--|--|
| DATE | OPP | W/L | GM | 1ST | 2ND | 1ST HALF | 3RD | 4TH | 2ND HALF | 1ST OT | 2ND OT | TOTAL | 1ST | 2ND | 1ST HALF | 3RD | 4TH | 2ND HALF | 1ST OT | 2ND OT | TOTAL | | |
| 25-Oct | ORL | A | L | 1 | 20 | 23 | 43 | 26 | 17 | 43 | | 86 | 29 | 25 | 54 | 33 | 29 | 62 | | | 116 | | |
| 27-Oct | SA | A | L | 2 | 23 | 29 | 52 | 31 | 28 | 59 | 11 | 122 | 25 | 27 | 52 | 24 | 35 | 59 | 15 | | 126 | | |
| 29-Oct | GS | H | L | 3 | 24 | 23 | 47 | 28 | 20 | 48 | | 95 | 26 | 31 | 57 | 24 | 25 | 49 | | | 106 | | |
| 1-Nov | CHA | H | W | 4 | 39 | 22 | 61 | 25 | 42 | 67 | | 128 | 27 | 31 | 58 | 20 | 41 | 61 | | | 119 | | |
| 4-Nov | SAC | H | W | 5 | 33 | 26 | 59 | 12 | 36 | 48 | | 107 | 19 | 34 | 53 | 15 | 21 | 36 | | | 89 | | |
| 6-Nov | SAC | H | W | 6 | 32 | 35 | 67 | 30 | 25 | 55 | | 122 | 22 | 20 | 42 | 18 | 37 | 55 | | | 97 | | |
| 8-Nov | LAL | H | W | 7 | 32 | 34 | 66 | 33 | 29 | 62 | | 128 | 19 | 26 | 45 | 26 | 23 | 49 | | | 94 | | |
| 10-Nov | NO | H | W | 8 | 26 | 28 | 54 | 16 | 34 | 50 | | 104 | 31 | 17 | 48 | 31 | 22 | 53 | | | 101 | | |
| 12-Nov | DEN | H | W | 9 | 23 | 23 | 46 | 28 | 33 | 61 | | 107 | 30 | 20 | 50 | 26 | 28 | 54 | | | 104 | | |
| 17-Nov | LAC | A | L | 10 | 23 | 27 | 50 | 27 | 23 | 50 | | 100 | 29 | 19 | 48 | 31 | 27 | 58 | | | 106 | | |
| 19-Nov | LAL | A | L | 11 | 28 | 27 | 55 | 20 | 29 | 49 | | 104 | 20 | 29 | 49 | 32 | 24 | 56 | | | 105 | | |
| 20-Nov | GS | A | L | 12 | 27 | 26 | 53 | 28 | 35 | 63 | | 116 | 29 | 34 | 63 | 29 | 29 | 58 | | | 121 | | |
| 22-Nov | MEM | H | W | 13 | 21 | 24 | 45 | 29 | 37 | 66 | | 111 | 28 | 18 | 46 | 22 | 23 | 45 | | | 91 | | |
| 24-Nov | DEN | H | W | 14 | 29 | 31 | 60 | 24 | 21 | 45 | | 105 | 19 | 24 | 43 | 26 | 17 | 43 | | | 86 | | |
| 28-Nov | DAL | A | L | 15 | 22 | 28 | 50 | 38 | 27 | 65 | | 115 | 29 | 25 | 54 | 30 | 37 | 67 | | | 121 | | |
| 29-Nov | DEN | A | L | 16 | 26 | 33 | 59 | 38 | 27 | 65 | | 124 | 41 | 35 | 76 | 32 | 26 | 58 | | | 134 | | |
| 2-Dec | LAL | A | L | 17 | 30 | 14 | 44 | 28 | 25 | 53 | | 97 | 25 | 35 | 60 | 26 | 21 | 57 | | | 107 | | |
| 6-Dec | OKC | H | W | 18 | 32 | 23 | 55 | 25 | 30 | 55 | | 110 | 22 | 28 | 50 | 24 | 27 | 51 | | | 101 | | |
| 8-Dec | DEN | A | W | 19 | 27 | 25 | 52 | 40 | 22 | 62 | | 114 | 22 | 26 | 48 | 26 | 32 | 58 | | | 106 | | |
| 11-Dec | SA | H | W | 20 | 19 | 32 | 51 | 18 | 24 | 42 | | 93 | 21 | 26 | 47 | 15 | 20 | 35 | | | 82 | | |
| 13-Dec | MEM | H | W | 21 | 29 | 28 | 57 | 25 | 35 | 60 | | 117 | 23 | 20 | 43 | 38 | 23 | 61 | | | 104 | | |
| 15-Dec | MEM | A | W | 22 | 14 | 31 | 45 | 30 | 28 | 58 | | 103 | 29 | 26 | 55 | 19 | 22 | 41 | | | 96 | | |
| 17-Dec | MIL | A | L | 23 | 28 | 32 | 60 | 31 | 28 | 59 | | 119 | 33 | 38 | 71 | 29 | 28 | 57 | | | 128 | | |
| 18-Dec | CLE | A | L | 24 | 34 | 25 | 59 | 39 | 24 | 63 | 8 | 130 | 33 | 24 | 57 | 42 | 23 | 65 | 13 | | 135 | | |
| 20-Dec | ATL | H | L | 25 | 29 | 36 | 65 | 35 | 27 | 62 | | 127 | 39 | 38 | 77 | 21 | 36 | 57 | | | 134 | | |
| 22-Dec | DAL | H | W | 26 | 23 | 33 | 56 | 33 | 33 | 66 | | 122 | 17 | 22 | 39 | 21 | 36 | 57 | | | 96 | | |
| 23-Dec | NO | A | W | 27 | 26 | 21 | 47 | 32 | 27 | 59 | | 106 | 24 | 27 | 51 | 33 | 20 | 53 | | | 104 | | |
| 26-Dec | IND | H | L | 28 | 33 | 34 | 67 | 23 | 27 | 50 | | 117 | 33 | 31 | 64 | 37 | 22 | 59 | | | 123 | | |
| 27-Dec | PHO | H | L | 29 | 24 | 31 | 55 | 29 | 29 | 58 | | 113 | 30 | 43 | 73 | 31 | 25 | 56 | | | 129 | | |
| 29-Dec | PHI | H | L | 30 | 32 | 31 | 63 | 34 | 30 | 64 | | 127 | 26 | 36 | 62 | 28 | 41 | 69 | | | 131 | | |
| 1-Jan | DET | H | W | 31 | 31 | 28 | 59 | 47 | 30 | 77 | | 136 | 29 | 26 | 55 | 25 | 33 | 58 | | | 113 | | |
| 3-Jan | BKN | H | W | 32 | 26 | 23 | 49 | 38 | 25 | 63 | | 112 | 22 | 28 | 50 | 25 | 26 | 51 | | | 101 | | |
| 5-Jan | MIN | H | L | 33 | 24 | 22 | 46 | 26 | 23 | 49 | | 95 | 32 | 24 | 56 | 28 | 38 | 66 | | | 122 | | |
| 6-Jan | MIL | H | W | 34 | 29 | 34 | 63 | 26 | 23 | 49 | | 112 | 18 | 25 | 43 | 30 | 35 | 65 | | | 108 | | |
| 8-Jan | MIA | A | L | 35 | 27 | 32 | 59 | 23 | 31 | 54 | | 113 | 34 | 25 | 59 | 32 | 29 | 61 | | | 120 | | |
| 10-Jan | CHI | A | L | 36 | 24 | 30 | 54 | 29 | 29 | 58 | 7 | 119 | 28 | 34 | 62 | 32 | 18 | 50 | 12 | | 124 | | |
| 12-Jan | DET | A | W | 37 | 23 | 32 | 55 | 33 | 24 | 57 | | 112 | 30 | 25 | 55 | 36 | 19 | 55 | | | 110 | | |
| 13-Jan | BOS | A | L | 38 | 31 | 27 | 58 | 28 | 27 | 55 | | 113 | 35 | 34 | 69 | 43 | 33 | 76 | | | 145 | | |
| 15-Jan | PHI | A | L | 39 | 19 | 28 | 47 | 30 | 38 | 68 | | 115 | 33 | 33 | 66 | 32 | 26 | 58 | | | 124 | | |
| 17-Jan | NY | A | L | 40 | 25 | 21 | 46 | 23 | 25 | 48 | | 94 | 23 | 25 | 48 | 29 | 32 | 61 | | | 109 | | |
| 20-Jan | UTA | H | W | 41 | 31 | 33 | 64 | 25 | 26 | 51 | 12 | 127 | 24 | 27 | 51 | 38 | 26 | 64 | 11 | | 126 | | |
| 21-Jan | BOS | H | L | 42 | 25 | 30 | 55 | 25 | 27 | 52 | | 107 | 35 | 35 | 70 | 20 | 26 | 46 | | | 116 | | |
| 24-Jan | POR | H | L | 43 | 31 | 32 | 63 | 33 | 28 | 61 | 7 | 131 | 30 | 27 | 57 | 41 | 26 | 67 | 13 | | 137 | | |
| 26-Jan | CHA | A | W | 44 | 30 | 25 | 55 | 44 | 39 | 83 | | 138 | 28 | 25 | 53 | 25 | 26 | 51 | | | 104 | | |
| 27-Jan | BKN | A | L | 45 | 15 | 25 | 40 | 30 | 34 | 64 | | 104 | 35 | 25 | 60 | 28 | 18 | 46 | | | 106 | | |
| 29-Jan | LAL | H | W | 46 | 42 | 36 | 78 | 30 | 27 | 57 | | 135 | 31 | 29 | 60 | 24 | 35 | 59 | | | 119 | | |
| 31-Jan | NO | H | L | 47 | 25 | 29 | 54 | 25 | 20 | 45 | | 99 | 33 | 28 | 61 | 23 | 26 | 49 | | | 110 | | |
| 2-Feb | TOR | H | W | 48 | 37 | 29 | 66 | 36 | 33 | 69 | | 135 | 23 | 24 | 47 | 25 | 34 | 59 | | | 106 | | |
| 4-Feb | MIN | A | L | 49 | 23 | 21 | 44 | 20 | 26 | 46 | | 90 | 31 | 17 | 48 | 32 | 31 | 63 | | | 111 | | |
| 6-Feb | IND | A | L | 50 | 39 | 36 | 75 | 24 | 30 | 54 | | 129 | 41 | 27 | 68 | 38 | 26 | 64 | | | 132 | | |
| 9-Feb | TOR | A | L | 51 | 20 | 29 | 49 | 22 | 33 | 55 | | 104 | 34 | 27 | 61 | 27 | 19 | 46 | | | 107 | | |
| 10-Feb | ATL | A | L | 52 | 31 | 18 | 49 | 35 | 29 | 64 | | 113 | 19 | 38 | 57 | 38 | 27 | 65 | | | 122 | | |
| 12-Feb | NY | H | W | 53 | 29 | 28 | 57 | 17 | 31 | 48 | | 105 | 22 | 21 | 43 | 28 | 32 | 60 | | | 103 | | |
| 14-Feb | MEM | A | L | 54 | 21 | 28 | 49 | 32 | 32 | 64 | | 113 | 36 | 22 | 58 | 26 | 37 | 63 | | | 121 | | |
| 22-Feb | NO | A | L | 55 | 27 | 23 | 50 | 29 | 26 | 55 | | 105 | 31 | 32 | 63 | 38 | 26 | 64 | | | 127 | | |
| 23-Feb | PHO | H | W | 56 | 20 | 37 | 57 | 32 | 25 | 57 | | 114 | 28 | 24 | 52 | 24 | 34 | 58 | | | 110 | | |
| 25-Feb | OKC | H | L | 57 | 34 | 28 | 62 | 21 | 27 | 48 | | 110 | 31 | 26 | 57 | 30 | 36 | 66 | | | 123 | | |
| 27-Feb | OKC | A | L | 58 | 29 | 21 | 50 | 24 | 21 | 45 | | 95 | 28 | 32 | 60 | 24 | 28 | 52 | | | 112 | | |
| Feb-29 | PHO | A | L | 59 | 17 | 36 | 53 | 22 | 30 | 52 | | 105 | 33 | 31 | 64 | 22 | 24 | 46 | | | 110 | | |
| 2-Mar | PHO | A | W | 60 | 38 | 16 | 54 | 35 | 29 | 64 | | 118 | 19 | 25 | 44 | 35 | 30 | 65 | | | 109 | | |
| 5-Mar | SA | H | W | 61 | 26 | 21 | 47 | 33 | 33 | 66 | | 114 | 21 | 32 | 53 | 24 | 24 | 48 | | | 101 | | |
| 6-Mar | LAC | H | L | 62 | 27 | 30 | 57 | 29 | 30 | 59 | | 116 | 19 | 25 | 44 | 36 | 42 | 78 | | | 122 | | |
| 8-Mar | POR | A | W | 63 | 28 | 27 | 55 | 37 | 31 | 68 | | 123 | 31 | 32 | 63 | 24 | 20 | 44 | | | 107 | | |
| 10-Mar | SAC | A | W | 64 | 23 | 31 | 54 | 32 | 26 | 58 | | 112 | 30 | 29 | 59 | 14 | 31 | 45 | | | 104 | | |
| 12-Mar | SA | A | W | 65 | 24 | 20 | 44 | 32 | 27 | 59 | | 103 | 30 | 17 | 47 | 25 | 29 | 54 | | | 101 | | |
| 14-Mar | WAS | H | W | 66 | 33 | 42 | 75 | 35 | 25 | 60 | | 135 | 31 | 25 | 56 | 39 | 24 | 63 | | | 119 | | |
| 16-Mar | CLE | H | W | 67 | 34 | 36 | 70 | 28 | 19 | 47 | | 117 | 29 | 25 | 54 | 19 | 30 | 49 | | | 103 | | |
| 19-Mar | WAS | A | W | 68 | 39 | 21 | 60 | 41 | 36 | 77 | | 137 | 36 | 21 | 55 | 25 | 32 | 57 | | | 114 | | |
| 21-Mar | CHI | H | W | 69 | 42 | 26 | 68 | 37 | 22 | 59 | | 127 | 28 | 33 | 61 | 33 | 23 | 56 | | | 117 | | |
| 23-Mar | UTA | H | W | 70 | 47 | 38 | 85 | 37 | 25 | 62 | | 147 | 21 | 34 | 55 | 36 | 28 | 64 | | | 119 | | |
| 25-Mar | POR | H | W | 71 | 28 | 19 | 47 | 33 | 30 | 63 | | 110 | 25 | 26 | 51 | 20 | 21 | 41 | | | 92 | | |
| 27-Mar | OKC | A | W | 72 | 28 | 21 | 49 | 31 | 32 | 63 | 20 | 132 | 17 | 33 | 50 | 35 | 27 | 63 | 14 | | 126 | | |
| 29-Mar | UTA | A | W | 73 | 13 | 28 | 41 | 28 | 32 | 60 | | 101 | 23 | 24 | 47 | 25 | 28 | 53 | | | 100 | | |
| 31-Mar | DAL | H | L | 74 | 24 | 21 | 45 | 28 | 34 | 62 | | 107 | 36 | 30 | 66 | 25 | 34 | 59 | | | 125 | | |
| 2-Apr | MIN | A | L | 75 | 23 | 22 | 45 | 27 | 34 | 61 | | 106 | 16 | 38 | 54 | 27 | 32 | 59 | | | 113 | | |
| 4-Apr | GS | H | L | 76 | 24 | 26 | 50 | 33 | 27 | 60 | | 110 | 33 | 32 | 65 | 34 | 34 | 68 | | | 133 | | |
| 5-Apr | MIA | H | L | 77 | 27 | 32 | 59 | 24 | 21 | 45 | | 104 | 27 | 37 | 64 | 29 | 26 | 55 | | | 119 | | |
| 7-Apr | DAL | A | L | 78 | 42 | 29 | 71 | 35 | 23 | 58 | 7 | 136 | 27 | 39 | 66 | 32 | 31 | 63 | 18 | | 147 | | |
| 9-Apr | ORL | H | W | 79 | 36 | 27 | 63 | 34 | 21 | 55 | | 118 | 25 | 26 | 51 | 31 | 24 | 55 | | | 106 | | |
| 11-Apr | UTA | A | L | 80 | 38 | 29 | 67 | 29 | 25 | 54 | | 121 | 28 | 36 | 64 | 34 | 26 | 60 | | | 124 | | |
| 12-Apr | POR | A | W | 81 | 23 | 31 | 54 | 30 | 32 | 62 | | 116 | 24 | 16 | 40 | 35 | 32 | 67 | | | 107 | | |
| 14-Apr | LAC | A | W | 8 | | | | | | | | | | | | | | | | | | | |

MISCELLANEOUS SCORING

| HOUSTON ROCKETS | | | | | | | | | | | | | | OPPONENTS | | | | | | | | | | |
|-----------------|-----|-----|----|-----------|-----|--------------|-----|---------------|-----|------------|-----|----------------------|-----|-----------|-----|--------------|-----|---------------|-----|------------|-----|----------------------|-----|------|
| DATE | OPP | W/L | GM | Bench Pts | Avg | In The Paint | Avg | Second Chance | Avg | Fast Break | Avg | Pts off of Turnovers | Avg | Bench Pts | Avg | In The Paint | Avg | Second Chance | Avg | Fast Break | Avg | Pts off of Turnovers | Avg | |
| 25-Oct | ORL | A | L | 1 | 27 | 27.0 | 32 | 32.0 | 10 | 10.0 | 11 | 11.0 | 14 | 14.0 | 59 | 59.0 | 54 | 54.0 | 19 | 19.0 | 5 | 5.0 | 23 | 23.0 |
| 27-Oct | SA | A | L | 2 | 21 | 24.0 | 76 | 54.0 | 13 | 11.5 | 15 | 13.0 | 26 | 20.0 | 37 | 48.0 | 56 | 55.0 | 13 | 16.0 | 12 | 8.5 | 19 | 21.0 |
| 29-Oct | GS | H | L | 3 | 21 | 23.0 | 46 | 51.3 | 5 | 9.3 | 12 | 12.7 | 14 | 18.0 | 41 | 45.7 | 24 | 44.7 | 19 | 17.0 | 11 | 9.3 | 13 | 18.3 |
| 1-Nov | CHA | H | W | 4 | 27 | 24.0 | 32 | 46.5 | 6 | 8.5 | 21 | 14.8 | 27 | 20.3 | 30 | 41.8 | 58 | 48.0 | 22 | 18.3 | 15 | 10.8 | 20 | 18.8 |
| 4-Nov | SAC | H | W | 5 | 14 | 22.0 | 54 | 48.0 | 10 | 8.8 | 6 | 13.0 | 13 | 18.8 | 47 | 42.8 | 42 | 46.8 | 11 | 16.8 | 2 | 10.8 | 10 | 17.0 |
| 6-Nov | SAC | H | W | 6 | 49 | 26.5 | 50 | 48.3 | 8 | 8.7 | 14 | 13.2 | 19 | 18.8 | 56 | 45.0 | 38 | 45.3 | 19 | 17.2 | 11 | 9.0 | 9 | 15.7 |
| 8-Nov | LAL | H | W | 7 | 55 | 30.6 | 68 | 51.1 | 24 | 10.9 | 20 | 14.1 | 14 | 18.1 | 40 | 44.3 | 42 | 44.9 | 3 | 15.1 | 9 | 9.3 | 9 | 14.7 |
| 10-Nov | NO | H | W | 8 | 19 | 29.1 | 44 | 50.3 | 16 | 11.5 | 9 | 13.5 | 27 | 19.3 | 7 | 39.6 | 40 | 44.3 | 14 | 15.0 | 6 | 8.9 | 4 | 13.4 |
| 12-Nov | DEN | H | W | 9 | 31 | 29.3 | 42 | 49.3 | 17 | 12.1 | 3 | 12.3 | 7 | 17.9 | 8 | 36.1 | 58 | 45.8 | 17 | 15.2 | 3 | 8.2 | 11 | 13.1 |
| 17-Nov | LAC | A | L | 10 | 25 | 28.9 | 50 | 49.4 | 8 | 11.7 | 19 | 13.0 | 16 | 17.7 | 20 | 34.5 | 34 | 44.6 | 9 | 14.6 | 4 | 7.8 | 26 | 14.4 |
| 19-Nov | LAL | A | L | 11 | 19 | 28.0 | 48 | 49.3 | 11 | 11.6 | 5 | 12.3 | 18 | 17.7 | 28 | 33.9 | 58 | 45.8 | 9 | 14.1 | 6 | 7.6 | 24 | 15.3 |
| 20-Nov | GS | A | L | 12 | 27 | 27.9 | 56 | 49.8 | 15 | 11.9 | 7 | 11.8 | 8 | 16.9 | 35 | 34.0 | 18 | 43.5 | 10 | 13.8 | 5 | 7.4 | 10 | 14.8 |
| 22-Nov | MEM | H | L | 13 | 19 | 27.2 | 42 | 49.2 | 7 | 11.5 | 5 | 11.3 | 9 | 16.3 | 27 | 33.5 | 32 | 42.6 | 6 | 13.2 | 0 | 6.8 | 5 | 14.1 |
| 24-Nov | DEN | H | W | 14 | 18 | 26.6 | 44 | 48.9 | 9 | 11.4 | 14 | 11.5 | 12 | 16.0 | 10 | 31.8 | 36 | 42.1 | 16 | 13.4 | 6 | 6.8 | 21 | 14.6 |
| 28-Nov | DAL | A | L | 15 | 30 | 26.8 | 56 | 49.3 | 22 | 12.1 | 10 | 11.4 | 11 | 15.7 | 40 | 32.3 | 50 | 42.7 | 20 | 13.8 | 10 | 7.0 | 16 | 14.7 |
| 29-Nov | DEN | A | L | 16 | 41 | 27.7 | 44 | 49.0 | 15 | 12.3 | 10 | 11.3 | 2 | 14.8 | 35 | 32.5 | 54 | 43.4 | 27 | 14.6 | 9 | 7.1 | 13 | 14.6 |
| 2-Dec | LAL | A | L | 17 | 24 | 27.5 | 34 | 48.1 | 8 | 12.0 | 20 | 11.8 | 11 | 14.6 | 33 | 32.5 | 54 | 44.0 | 13 | 14.6 | 8 | 7.2 | 21 | 14.9 |
| 6-Dec | OKC | H | W | 18 | 34 | 27.8 | 46 | 48.0 | 19 | 12.4 | 10 | 11.7 | 11 | 14.4 | 39 | 32.9 | 50 | 44.3 | 5 | 14.0 | 9 | 7.3 | 26 | 15.6 |
| 8-Dec | DEN | A | W | 19 | 21 | 27.5 | 36 | 47.4 | 10 | 12.3 | 16 | 11.9 | 16 | 14.5 | 25 | 32.5 | 44 | 44.3 | 5 | 13.7 | 10 | 7.4 | 11 | 15.3 |
| 11-Dec | SA | H | W | 20 | 44 | 28.3 | 34 | 46.7 | 11 | 12.2 | 10 | 11.9 | 10 | 14.3 | 21 | 31.9 | 46 | 44.4 | 8 | 13.5 | 11 | 7.6 | 4 | 14.8 |
| 13-Dec | MEM | H | W | 21 | 58 | 29.7 | 48 | 46.8 | 19 | 12.5 | 6 | 11.6 | 10 | 14.0 | 19 | 31.3 | 34 | 43.9 | 3 | 13.0 | 6 | 7.5 | 23 | 15.1 |
| 15-Dec | MEM | A | W | 22 | 27 | 29.6 | 34 | 46.2 | 15 | 12.6 | 17 | 11.8 | 16 | 14.1 | 22 | 30.9 | 44 | 43.9 | 19 | 13.2 | 4 | 7.4 | 7 | 14.8 |
| 17-Dec | MIL | A | L | 23 | 27 | 29.5 | 52 | 46.4 | 5 | 12.3 | 13 | 11.9 | 22 | 14.5 | 16 | 30.2 | 54 | 44.3 | 22 | 13.6 | 9 | 7.4 | 13 | 14.7 |
| 18-Dec | CLE | A | L | 24 | 46 | 30.2 | 60 | 47.0 | 20 | 12.6 | 13 | 11.9 | 15 | 14.5 | 48 | 31.0 | 50 | 44.6 | 26 | 14.1 | 12 | 7.6 | 19 | 14.9 |
| 20-Dec | ATL | H | L | 25 | 12 | 29.4 | 50 | 47.1 | 17 | 12.8 | 15 | 12.0 | 18 | 14.6 | 48 | 31.6 | 50 | 44.8 | 15 | 14.2 | 7 | 7.6 | 12 | 14.8 |
| 22-Dec | DAL | H | L | 26 | 42 | 29.9 | 66 | 47.8 | 17 | 13.0 | 29 | 12.7 | 12 | 14.5 | 65 | 32.9 | 50 | 45.0 | 11 | 14.0 | 26 | 8.3 | 20 | 15.0 |
| 23-Dec | NO | A | W | 27 | 19 | 29.5 | 46 | 47.8 | 17 | 13.1 | 11 | 12.6 | 23 | 14.9 | 28 | 32.7 | 58 | 45.5 | 14 | 14.0 | 0 | 8.0 | 5 | 14.6 |
| 26-Dec | IND | H | L | 28 | 45 | 30.1 | 74 | 48.7 | 22 | 13.4 | 12 | 12.6 | 24 | 15.2 | 39 | 33.0 | 44 | 45.4 | 13 | 14.0 | 12 | 8.1 | 17 | 14.7 |
| 27-Dec | PHO | H | L | 29 | 40 | 30.4 | 34 | 48.2 | 9 | 13.3 | 6 | 12.4 | 27 | 15.6 | 31 | 32.9 | 50 | 45.6 | 12 | 13.9 | 10 | 8.2 | 12 | 14.6 |
| 29-Dec | PHI | H | L | 30 | 21 | 30.1 | 68 | 48.9 | 18 | 13.4 | 16 | 12.5 | 14 | 15.5 | 32 | 32.9 | 62 | 46.1 | 19 | 14.1 | 12 | 8.3 | 19 | 14.7 |
| 1-Jan | DET | H | W | 31 | 48 | 30.7 | 68 | 49.5 | 9 | 13.3 | 17 | 12.6 | 33 | 16.1 | 51 | 33.5 | 50 | 46.3 | 12 | 14.0 | 15 | 8.5 | 14 | 14.7 |
| 3-Jan | BKN | H | W | 32 | 32 | 30.7 | 28 | 48.8 | 4 | 13.0 | 16 | 12.8 | 16 | 16.1 | 39 | 33.6 | 46 | 46.3 | 10 | 13.9 | 11 | 8.6 | 18 | 14.8 |
| 5-Jan | MIL | H | L | 33 | 33 | 30.8 | 46 | 48.7 | 10 | 12.9 | 8 | 12.6 | 12 | 16.0 | 39 | 33.8 | 60 | 46.7 | 13 | 13.9 | 20 | 9.0 | 18 | 14.9 |
| 6-Jan | MIL | H | W | 34 | 43 | 31.1 | 36 | 48.4 | 13 | 12.9 | 11 | 12.6 | 11 | 15.8 | 22 | 33.4 | 46 | 46.6 | 8 | 13.7 | 18 | 9.2 | 10 | 14.8 |
| 8-Jan | MIA | A | L | 35 | 29 | 31.1 | 42 | 48.2 | 25 | 13.3 | 6 | 12.4 | 6 | 15.5 | 44 | 33.7 | 48 | 46.7 | 11 | 13.6 | 15 | 9.4 | 13 | 14.7 |
| 10-Jan | CHI | A | L | 36 | 35 | 31.2 | 56 | 48.4 | 9 | 13.1 | 17 | 12.5 | 20 | 15.7 | 20 | 33.4 | 30 | 46.2 | 11 | 13.6 | 16 | 9.6 | 8 | 14.5 |
| 12-Jan | DET | A | W | 37 | 14 | 30.7 | 58 | 48.6 | 16 | 13.2 | 9 | 12.4 | 20 | 15.8 | 37 | 33.5 | 52 | 46.4 | 21 | 13.8 | 6 | 9.5 | 3 | 14.2 |
| 13-Jan | BOS | A | L | 38 | 58 | 31.4 | 54 | 48.8 | 20 | 13.4 | 21 | 12.6 | 13 | 15.7 | 45 | 33.8 | 38 | 46.2 | 13 | 13.7 | 28 | 10.0 | 18 | 14.3 |
| 15-Jan | PHI | A | L | 39 | 37 | 31.6 | 60 | 49.1 | 17 | 13.5 | 21 | 12.8 | 18 | 15.8 | 34 | 33.8 | 34 | 45.8 | 9 | 13.6 | 7 | 9.9 | 13 | 14.3 |
| 17-Jan | NY | A | L | 40 | 15 | 31.2 | 46 | 49.0 | 4 | 13.3 | 18 | 13.0 | 6 | 15.5 | 21 | 33.5 | 42 | 45.8 | 13 | 13.6 | 9 | 9.9 | 12 | 14.2 |
| 20-Jan | UTA | H | W | 41 | 34 | 31.2 | 64 | 49.4 | 25 | 13.5 | 19 | 13.1 | 24 | 15.7 | 49 | 33.8 | 66 | 46.2 | 19 | 13.7 | 10 | 9.9 | 9 | 14.1 |
| 21-Jan | BOS | H | L | 42 | 22 | 31.0 | 60 | 49.6 | 10 | 13.5 | 16 | 13.2 | 14 | 15.7 | 23 | 33.6 | 42 | 46.1 | 23 | 14.0 | 15 | 10.0 | 10 | 14.0 |
| 24-Jan | POR | H | L | 43 | 36 | 31.1 | 62 | 49.9 | 12 | 13.4 | 28 | 13.5 | 18 | 15.7 | 37 | 33.7 | 52 | 46.3 | 23 | 14.2 | 11 | 10.0 | 10 | 13.9 |
| 26-Jan | CHA | A | W | 44 | 65 | 31.9 | 68 | 50.3 | 18 | 13.5 | 19 | 13.7 | 18 | 15.8 | 43 | 33.9 | 44 | 46.2 | 7 | 14.0 | 10 | 10.0 | 16 | 14.0 |
| 27-Jan | BKN | A | L | 45 | 36 | 32.0 | 52 | 50.4 | 16 | 13.6 | 13 | 13.6 | 21 | 15.9 | 11 | 33.4 | 40 | 46.1 | 3 | 13.8 | 10 | 10.0 | 22 | 14.1 |
| 29-Jan | LAL | H | W | 46 | 32 | 32.0 | 68 | 50.7 | 19 | 13.7 | 29 | 14.0 | 18 | 16.0 | 37 | 33.4 | 56 | 46.3 | 6 | 13.6 | 15 | 10.1 | 13 | 14.1 |
| 31-Jan | NO | H | L | 47 | 29 | 31.9 | 36 | 50.4 | 6 | 13.5 | 17 | 14.0 | 12 | 15.9 | 20 | 33.1 | 50 | 46.4 | 15 | 13.6 | 4 | 10.0 | 5 | 13.9 |
| 2-Feb | TOR | H | W | 48 | 70 | 32.7 | 84 | 51.1 | 11 | 13.5 | 22 | 14.2 | 13 | 15.8 | 30 | 33.1 | 54 | 46.5 | 8 | 13.5 | 11 | 10.0 | 14 | 13.9 |
| 4-Feb | MIN | A | L | 49 | 46 | 33.0 | 38 | 50.9 | 5 | 13.3 | 23 | 14.4 | 18 | 15.9 | 35 | 33.1 | 56 | 46.7 | 16 | 13.6 | 11 | 10.0 | 13 | 13.9 |
| 6-Feb | IND | A | L | 50 | 23 | 32.8 | 58 | 51.0 | 22 | 13.5 | 14 | 14.4 | 13 | 15.8 | 45 | 33.4 | 64 | 47.1 | 5 | 13.4 | 19 | 10.2 | 25 | 14.1 |
| 9-Feb | TOR | A | L | 51 | 50 | 33.1 | 38 | 50.7 | 15 | 13.5 | 18 | 14.5 | 14 | 15.8 | 24 | 33.2 | 56 | 47.3 | 19 | 13.5 | 22 | 10.5 | 29 | 14.4 |
| 10-Feb | ATL | A | L | 52 | 33 | 33.1 | 52 | 50.8 | 18 | 13.6 | 12 | 14.4 | 18 | 15.8 | 14 | 32.8 | 48 | 47.3 | 9 | 13.4 | 16 | 10.6 | 15 | 14.4 |
| 12-Feb | NY | H | W | 53 | 20 | 32.9 | 50 | 50.8 | 17 | 13.7 | 12 | 14.4 | 12 | 15.7 | 24 | 32.6 | 58 | 47.5 | 17 | 13.5 | 23 | 10.8 | 16 | 14.5 |
| 14-Feb | MEM | A | L | 54 | 46 | 33.1 | 60 | 50.9 | 25 | 13.9 | 20 | 14.5 | 12 | 15.7 | 57 | 33.1 | 48 | 47.5 | 10 | 13.4 | 13 | 10.8 | 17 | 14.5 |
| 22-Feb | NO | A | L | 55 | 52 | 33.5 | 40 | 50.7 | 15 | 13.9 | 22 | 14.6 | 13 | 15.6 | 22 | 32.9 | 62 | 47.7 | 21 | 13.5 | 29 | 11.2 | 34 | 14.9 |
| 23-Feb | PHO | H | W | 56 | 36 | 33.5 | 38 | 50.5 | 24 | 14.1 | 19 | 14.7 | 13 | 15.6 | 28 | 32.8 | 48 | 47.8 | 18 | 13.6 | 10 | 11.1 | 15 | 14.9 |
| 25-Feb | OKC | H | L | 57 | 27 | 33.4 | 36 | 50.2 | 14 | 14.1 | 20 | 14.8 | 19 | 15.6 | 18 | 32.5 | 46 | 47.7 | 11 | 13.6 | 2 | 11.0 | 23 | 15.0 |
| 27-Feb | OKC | A | L | 58 | 26 | 33.3 | 48 | 50.2 | 21 | 14.2 | 16 | 14.8 | 22 | 15.7 | 22 | 32.4 | 58 | 47.9 | 15 | 13.6 | 19 | 11.1 | 15 | 15.0 |
| Feb-29 | PHO | A | L | 59 | 25 | 33.1 | 36 | 50.0 | 13 | 14.2 | 18 | 14.8 | 13 | 15.7 | 18 | 32.1 | 30 | 47.6 | 7 | 13.5 | 10 | 11.1 | 21 | 15.1 |
| 2-Mar | PHO | A | W | 60 | 14 | 32.8 | 46 | 49.9 | 17 | 14.2 | 28 | 15.1 | 19 | 15.8 | 39 | 32.2 | 44 | 47.5 | 8 | 13.4 | 10 | 11.1 | 11 | 15.0 |
| 5-Mar | SA | H | W | 61 | 23 | 32.7 | 70 | 50.2 | 21 | 14.3 | 14 | 15.0 | 28 | 16.0 | 50 | 32.5 | 44 | 47.5 | 9 | 13.3 | 14 | 11.1 | 9 | 14.9 |
| 6-Mar | LAC | H | L | 62 | 33 | 32.7 | 48 | 50.2 | 10 | 14.3 | 10 | 15.0 | 6 | 15.8 | 34 | 32.5 | 48 | 47.5 | 11 | 13.3 | 11 | 11.1 | 11 | 14.9 |
| 8-Mar | POR | A | W | | | | | | | | | | | | | | | | | | | | | |

INDIVIDUAL LEAGUE LEADERS

LEAGUE LEADERS

| SCORING AVERAGE | G | FG | FT | PTS | AVG | REBOUNDS PER GAME | G | OFF | DEF | TOT | AVG | ASSISTS PER GAME | G | AST | AVG |
|-------------------------|----|-----|-----|------|------|-----------------------|-----------|------------|------------|------------|------------|-------------------------|-----------|------------|------------|
| Doncic, Dal. | 70 | 804 | 478 | 2370 | 33.9 | Sabonis, Sac. | 82 | 294 | 826 | 1120 | 13.7 | Haliburton, Ind. | 69 | 752 | 10.9 |
| G. Antetokounmpo, Mil. | 73 | 837 | 514 | 2222 | 30.4 | Gobert, Min. | 76 | 285 | 697 | 982 | 12.9 | Doncic, Dal. | 70 | 686 | 9.8 |
| Gilgeous-Alexander, OKC | 75 | 796 | 567 | 2254 | 30.1 | Davis, LA-L | 76 | 239 | 722 | 961 | 12.6 | Jokic, Den. | 79 | 708 | 9.0 |
| Brunson, N.Y. | 77 | 790 | 421 | 2212 | 28.7 | Jokic, Den. | 79 | 223 | 753 | 976 | 12.4 | Harden, Phi.-LA-C | 72 | 614 | 8.5 |
| Durant, Pho. | 75 | 751 | 362 | 2032 | 27.1 | Duren, Det. | 61 | 192 | 517 | 709 | 11.6 | James, LA-L | 71 | 589 | 8.3 |
| Booker, Pho. | 68 | 642 | 405 | 1841 | 27.1 | G. Antetokounmpo, Mil | 73 | 196 | 645 | 841 | 11.5 | Sabonis, Sac. | 82 | 673 | 8.2 |
| Tatum, Bos. | 74 | 672 | 414 | 1987 | 26.9 | Nurkic, Pho. | 76 | 224 | 613 | 837 | 11.0 | VanVleet, Hou. | 73 | 589 | 8.1 |
| Fox, Sac. | 74 | 720 | 312 | 1966 | 26.6 | Wembanyama, S.A. | 71 | 161 | 594 | 755 | 10.6 | Cunningham, Det. | 62 | 464 | 7.5 |
| Curry, G.S. | 74 | 650 | 299 | 1956 | 26.4 | Capela, Atl. | 73 | 335 | 441 | 776 | 10.6 | Jones, Was. | 66 | 485 | 7.3 |
| Jokic, Den. | 79 | 822 | 358 | 2085 | 26.4 | Vucevic, Chi. | 76 | 210 | 591 | 801 | 10.5 | Lillard, Mil. | 73 | 508 | 7.0 |
| Maxeys, Phi. | 70 | 638 | 328 | 1816 | 25.9 | Allen, Cle. | 77 | 243 | 568 | 811 | 10.5 | Booker, Pho. | 68 | 472 | 6.9 |
| Edwards, Min. | 79 | 718 | 423 | 2049 | 25.9 | Adebayo, Mia. | 71 | 159 | 578 | 737 | 10.4 | Paul, G.S. | 58 | 393 | 6.8 |
| James, LA-L | 71 | 685 | 303 | 1822 | 25.7 | Claxton, Bkn. | 71 | 193 | 513 | 706 | 9.9 | Brunson, N.Y. | 77 | 519 | 6.7 |
| Irving, Dal. | 58 | 562 | 190 | 1487 | 25.6 | Sengun, Hou. | 63 | 183 | 406 | 589 | 9.3 | G. Antetokounmpo, Mil. | 73 | 476 | 6.5 |
| Davis, LA-L | 76 | 713 | 421 | 1876 | 24.7 | Doncic, Dal. | 70 | 59 | 588 | 647 | 9.2 | Murray, Den. | 59 | 384 | 6.5 |
| Lillard, Mil. | 73 | 541 | 473 | 1775 | 24.3 | Zubac, LA-C | 68 | 196 | 430 | 626 | 9.2 | Murray, Atl. | 78 | 502 | 6.4 |
| DeRozan, Chi. | 79 | 650 | 522 | 1897 | 24.0 | Drummond, Chi. | 79 | 265 | 443 | 708 | 9.0 | Russell, LA-L | 76 | 482 | 6.3 |
| Leonard, LA-C | 68 | 610 | 253 | 1613 | 23.7 | Valanciunas, N.O. | 82 | 186 | 535 | 721 | 8.8 | Jones, S.A. | 77 | 478 | 6.2 |
| Brown, Bos. | 70 | 627 | 211 | 1610 | 23.0 | Collins, Utah | 68 | 157 | 418 | 575 | 8.5 | Gilgeous-Alexander, OKC | 75 | 465 | 6.2 |
| Williamson, N.O. | 70 | 624 | 347 | 1601 | 22.9 | Hartenstein, N.Y. | 75 | 244 | 382 | 626 | 8.3 | Maxeys, Phi. | 70 | 433 | 6.2 |

| FIELD GOAL PCT. | FG | FGA | PCT | 3-PT FIELD GOAL PCT. | 3FG | 3GA | PCT | FREE THROW PCT. | FT | FTA | PCT |
|-----------------------|-----|------|------|----------------------|-----|-----|------|------------------|-----|-----|------|
| Gafford, Was.-Dal. | 348 | 480 | .725 | Allen, Pho. | 205 | 445 | .461 | Thompson, G.S. | 127 | 137 | .927 |
| Gobert, Min. | 406 | 614 | .661 | Kennard, Mem. | 107 | 238 | .450 | Curry, G.S. | 299 | 324 | .923 |
| Zubac, LA-C | 337 | 519 | .649 | Conley, Min. | 179 | 405 | .442 | Bogdanovic, Atl. | 151 | 164 | .921 |
| Allen, Cle. | 519 | 819 | .634 | G. Mathews, Atl. | 85 | 193 | .440 | Lillard, Mil. | 473 | 514 | .920 |
| Claxton, Bkn. | 366 | 582 | .629 | Powell, LA-C | 167 | 384 | .435 | Simons, Por. | 163 | 178 | .916 |
| Duren, Det. | 349 | 564 | .619 | Beal, Pho. | 101 | 235 | .430 | George, LA-C | 264 | 291 | .907 |
| G. Antetokounmpo, Mil | 837 | 1369 | .611 | McCollum, N.O. | 239 | 557 | .429 | Irving, Dal. | 190 | 210 | .905 |
| M. Wagner, Orl. | 332 | 552 | .601 | Holiday, Bos. | 138 | 322 | .429 | White, Bos. | 137 | 152 | .901 |
| Sabonis, Sac. | 634 | 1068 | .594 | Jal. Williams, OKC. | 103 | 241 | .427 | Markkanen, Utah | 249 | 277 | .899 |
| Jokic, Den. | 822 | 1411 | .583 | Murray, Den. | 145 | 341 | .425 | Booker, Pho. | 405 | 457 | .886 |

| STEALS PER GAME | G | STL | AVG | BLOCKS PER GAME | G | BLK | AVG | MINUTES PER GAME | G | MIN | AVG |
|--------------------------|----|-----|------|--------------------|----|-----|------|-----------------------|-----------|-------------|-------------|
| Fox, Sac. | 74 | 150 | 2.03 | Wembanyama, S.A. | 71 | 254 | 3.58 | DeRozan, Chi. | 79 | 2989 | 37.8 |
| Gilgeous-Alexander, OKC. | 75 | 150 | 2.00 | Kessler, Utah | 64 | 154 | 2.41 | Maxeys, Phi. | 70 | 2626 | 37.5 |
| Thybulle, Por. | 65 | 113 | 1.74 | B. Lopez, Mil. | 79 | 189 | 2.39 | Doncic, Dal. | 70 | 2624 | 37.5 |
| Caruso, Chi. | 71 | 120 | 1.69 | Davis, LA-L | 76 | 178 | 2.34 | Bridges, Cha. | 69 | 2581 | 37.4 |
| Leonard, LA-C | 68 | 111 | 1.63 | Holmgren, OKC. | 82 | 190 | 2.32 | Durant, Pho. | 75 | 2791 | 37.2 |
| George, LA-C | 74 | 113 | 1.53 | Gobert, Min. | 76 | 162 | 2.13 | VanVleet, Hou. | 73 | 2684 | 36.8 |
| Murray, Atl. | 78 | 111 | 1.42 | Gafford, Was.-Dal. | 74 | 153 | 2.07 | White, Chi. | 79 | 2881 | 36.5 |
| Doncic, Dal. | 70 | 99 | 1.41 | Claxton, Bkn. | 71 | 146 | 2.06 | Booker, Pho. | 68 | 2447 | 36.0 |
| Suggs, Orl. | 75 | 106 | 1.41 | Turner, Ind. | 77 | 144 | 1.87 | Fox, Sac. | 74 | 2659 | 35.9 |
| Daniels, N.O. | 61 | 85 | 1.39 | Jackson Jr., Mem. | 66 | 106 | 1.61 | Tatum, Bos. | 74 | 2645 | 35.7 |

ROOKIE LEADERS

| SCORING AVERAGE | G | FG | FT | PTS | AVG | REBOUNDS PER GAME | G | OFF | DEF | TOT | AVG | ASSISTS PER GAME | G | AST | AVG |
|-----------------------|-----------|------------|------------|------------|-------------|-----------------------|-----------|------------|------------|------------|------------|-----------------------|-----------|------------|------------|
| Wembanyama, S.A. | 71 | 551 | 292 | 1522 | 21.4 | Wembanyama, S.A. | 71 | 161 | 594 | 755 | 10.6 | Henderson, Por. | 62 | 336 | 5.4 |
| Miller, Cha. | 74 | 476 | 143 | 1279 | 17.3 | Holmgren, OKC. | 82 | 129 | 519 | 648 | 7.9 | George, Utah | 75 | 332 | 4.4 |
| Holmgren, OKC. | 82 | 505 | 218 | 1357 | 16.5 | Lively, Dal. | 55 | 135 | 243 | 378 | 6.9 | Micic, OKC.-Cha. | 60 | 262 | 4.4 |
| Jackson II, Mem. | 48 | 241 | 115 | 699 | 14.6 | Thompson, Hou. | 62 | 148 | 261 | 409 | 6.6 | Wembanyama, S.A. | 71 | 274 | 3.9 |
| Henderson, Por. | 62 | 307 | 167 | 868 | 14.0 | Thompson, Det. | 63 | 129 | 273 | 402 | 6.4 | Podziemski, G.S. | 74 | 273 | 3.7 |
| George, Utah | 75 | 319 | 189 | 974 | 13.0 | Podziemski, G.S. | 74 | 118 | 309 | 427 | 5.8 | Sasser, Det. | 71 | 236 | 3.3 |
| Whitmore, Hou. | 47 | 212 | 76 | 579 | 12.3 | Jackson-Davis, G.S. | 68 | 135 | 206 | 341 | 5.0 | Thompson, Hou. | 62 | 163 | 2.6 |
| Jaquez, Mia. | 75 | 341 | 142 | 889 | 11.9 | Camara, Por. | 70 | 139 | 204 | 343 | 4.9 | Jaquez, Mia. | 75 | 195 | 2.6 |
| Thompson, Hou. | 62 | 239 | 106 | 592 | 9.5 | Hendricks, Utah | 40 | 46 | 139 | 185 | 4.6 | Holmgren, OKC. | 82 | 200 | 2.4 |
| Podziemski, G.S. | 74 | 271 | 50 | 682 | 9.2 | Miller, Cha. | 74 | 60 | 255 | 315 | 4.3 | Miller, Cha. | 74 | 175 | 2.4 |
| Reath, Por. | 68 | 230 | 69 | 617 | 9.1 | Jackson II, Mem. | 48 | 53 | 143 | 196 | 4.1 | Porter Jr., Cle. | 51 | 118 | 2.3 |
| Thompson, Det. | 63 | 232 | 71 | 556 | 8.8 | Coulibaly, Was. | 63 | 56 | 200 | 256 | 4.1 | Thompson, Det. | 63 | 120 | 1.9 |
| Lively, Dal. | 55 | 221 | 41 | 483 | 8.8 | Whitmore, Hou. | 47 | 44 | 136 | 180 | 3.8 | Coulibaly, Was. | 63 | 110 | 1.7 |
| Dick, Tor. | 60 | 189 | 44 | 510 | 8.5 | Jaquez, Mia. | 75 | 82 | 203 | 285 | 3.8 | Sensabaugh, Utah | 32 | 55 | 1.7 |
| Coulibaly, Was. | 63 | 188 | 92 | 532 | 8.4 | Reath, Por. | 68 | 93 | 157 | 250 | 3.7 | Rupert, Por. | 39 | 62 | 1.6 |
| Sasser, Det. | 71 | 219 | 58 | 586 | 8.3 | Murray, Por. | 62 | 85 | 139 | 224 | 3.6 | Wallace, OKC. | 82 | 120 | 1.5 |
| Jackson-Davis, G.S. | 68 | 233 | 74 | 540 | 7.9 | Sensabaugh, Utah | 32 | 16 | 86 | 102 | 3.2 | Black, Orl. | 69 | 91 | 1.3 |
| Hawkins, N.O. | 67 | 174 | 67 | 524 | 7.8 | Henderson, Por. | 62 | 53 | 141 | 194 | 3.1 | Murray, Por. | 62 | 80 | 1.3 |
| Sensabaugh, Utah | 32 | 85 | 37 | 241 | 7.5 | Wilson, Bkn. | 43 | 47 | 84 | 131 | 3.0 | Camara, Por. | 70 | 87 | 1.2 |
| Camara, Por. | 70 | 197 | 75 | 527 | 7.5 | George, Utah | 75 | 15 | 196 | 211 | 2.8 | Jackson II, Mem. | 48 | 59 | 1.2 |

| FIELD GOAL PCT. | FG | FGA | PCT | 3-PT FIELD GOAL PCT. | 3FG | 3GA | PCT | FREE THROW PCT. | FT | FTA | PCT |
|-----------------------|------------|------------|-------------|----------------------|-----|-----|------|------------------|-----|-----|------|
| Lively, Dal. | 221 | 296 | .747 | Smith Jr., Cha. | 63 | 146 | .432 | George, Utah | 189 | 223 | .848 |
| Jackson-Davis, G.S. | 233 | 332 | .702 | Wallace, OKC. | 98 | 234 | .419 | Hawkins, N.O. | 67 | 80 | .838 |
| Thompson, Hou. | 239 | 446 | .536 | Podziemski, G.S. | 90 | 234 | .385 | Miller, Cha. | 143 | 173 | .827 |
| Holmgren, OKC. | 505 | 953 | .530 | Hendricks, Utah | 53 | 140 | .379 | Henderson, Por. | 167 | 204 | .819 |
| Wallace, OKC. | 217 | 442 | .491 | Sasser, Det. | 90 | 240 | .375 | Jaquez, Mia. | 142 | 175 | .811 |
| Jaquez, Mia. | 341 | 697 | .489 | Vezenkov, Sac. | 45 | 120 | .375 | Wembanyama, S.A. | 292 | 367 | .796 |
| Thompson, Det. | 232 | 480 | .483 | Miller, Cha. | 184 | 493 | .373 | Holmgren, OKC. | 218 | 275 | .793 |
| Wembanyama, S.A. | 551 | 1186 | .465 | Holmgren, OKC. | 129 | 349 | .370 | Camara, Por. | 75 | 99 | .758 |
| Reath, Por. | 230 | 499 | .461 | Hawkins, N.O. | 109 | 298 | .366 | Jackson II, Mem. | 115 | 153 | .752 |
| Whitmore, Hou. | 212 | 467 | .454 | Dick, Tor. | 88 | 241 | .365 | Reath, Por. | 69 | 93 | .742 |

| STEALS PER GAME | G | STL | AVG | BLOCKS PER GAME | G | BLK | AVG | MINUTES PER GAME | G | MIN | AVG |
|-----------------------|-----------|-----------|-------------|-----------------------|-----------|-----------|-------------|------------------|----|------|------|
| Thompson, Hou. | 62 | 78 | 1.26 | Wembanyama, S.A. | 71 | 254 | 3.58 | Miller, Cha. | 74 | 2383 | 32.2 |
| Wembanyama, S.A. | 71 | 88 | 1.24 | Holmgren, OKC. | 82 | 190 | 2.32 | Wembanyama, S.A. | 71 | 2106 | 29.7 |
| Thompson, Det. | 63 | 68 | 1.08 | Lively, Dal. | 55 | 77 | 1.40 | Holmgren, OKC. | 82 | 2413 | 29.4 |
| Jaquez, Mia. | 75 | 77 | 1.03 | Jackson-Davis, G.S. | 68 | 76 | 1.12 | Henderson, Por. | 62 | 1765 | 28.5 |
| Camara, Por. | 70 | 66 | 0.94 | Thompson, Det. | 63 | 59 | 0.94 | Jaquez, Mia. | 75 | 2113 | 28.2 |
| Wallace, OKC. | 82 | 76 | 0.93 | Coulibaly, Was. | 63 | 48 | 0.76 | Coulibaly, Was. | 63 | 1715 | 27.2 |
| Coulibaly, Was. | 63 | 57 | 0.90 | Hendricks, Utah | 40 | 30 | 0.75 | George, Utah | 75 | 2023 | 27.0 |
| Miller, Cha. | 74 | 66 | 0.89 | Thompson, Hou. | 62 | 38 | 0.61 | Podziemski, G.S. | 74 | 1968 | 26.6 |
| Murray, Por. | 62 | 53 | 0.85 | Miller, Cha. | 74 | 42 | 0.57 | Jackson II, Mem. | 48 | 1233 | 25.7 |
| Podziemski, G.S. | 74 | 61 | 0.82 | Reath, Por. | 68 | 38 | 0.56 | Thompson, Det. | 63 | 1583 | 25.1 |

TEAM LEAGUE LEADERS (TOTALS)

TEAMS' STATISTICS

| TEAM | G | FIELD GOALS | | | 3-PT. F.G.'S | | | FREE THROWS | | | -- REBOUNDS -- | | | ----- MISCELLANEOUS ----- | | | | | SCORING | | |
|-------------|-----------|-------------|-------------|-------------|--------------|-------------|-------------|-------------|-------------|-------------|----------------|-------------|-------------|---------------------------|-------------|-----------|------------|-------------|------------|-------------|--------------|
| | | MADE | ATT. | PCT. | MADE | ATT. | PCT. | MADE | ATT. | PCT. | OFF. | DEF. | TOT. | AST | PF | DQ | STL | TO | BLK | PTS | AVG. |
| Ind. | 82 | 3855 | 7599 | .507 | 1082 | 2891 | .374 | 1318 | 1685 | .782 | 827 | 2578 | 3405 | 2522 | 1756 | 17 | 631 | 1059 | 481 | 10110 | 123.3 |
| Bos. | 82 | 3601 | 7396 | .487 | 1351 | 3482 | .388 | 1334 | 1654 | .807 | 876 | 2923 | 3799 | 2207 | 1326 | 3 | 557 | 979 | 538 | 9887 | 120.6 |
| OKC. | 82 | 3653 | 7324 | .499 | 1090 | 2805 | .389 | 1451 | 1759 | .825 | 722 | 2725 | 3447 | 2223 | 1545 | 6 | 694 | 1039 | 538 | 9847 | 120.1 |
| Milw. | 82 | 3538 | 7258 | .487 | 1163 | 3122 | .373 | 1517 | 1960 | .774 | 772 | 2850 | 3622 | 2176 | 1574 | 4 | 558 | 1059 | 413 | 9756 | 119.0 |
| Atl. | 82 | 3529 | 7584 | .465 | 1125 | 3092 | .364 | 1520 | 1906 | .797 | 1024 | 2639 | 3663 | 2180 | 1522 | 7 | 615 | 1110 | 369 | 9703 | 118.3 |
| LA-L | 82 | 3580 | 7177 | .499 | 969 | 2572 | .377 | 1550 | 1983 | .782 | 676 | 2859 | 3535 | 2340 | 1283 | 3 | 605 | 1146 | 453 | 9679 | 118.0 |
| Dall. | 82 | 3535 | 7352 | .481 | 1197 | 3242 | .369 | 1397 | 1842 | .758 | 797 | 2724 | 3521 | 2106 | 1500 | 2 | 563 | 1027 | 406 | 9664 | 117.9 |
| G.S. | 82 | 3582 | 7515 | .477 | 1211 | 3191 | .380 | 1282 | 1644 | .780 | 996 | 2834 | 3830 | 2402 | 1598 | 7 | 572 | 1174 | 377 | 9657 | 117.8 |
| Sac. | 82 | 3553 | 7455 | .477 | 1178 | 3219 | .366 | 1274 | 1710 | .745 | 888 | 2719 | 3607 | 2324 | 1632 | 11 | 625 | 1078 | 342 | 9558 | 116.6 |
| Phoe. | 82 | 3482 | 7063 | .493 | 1020 | 2671 | .382 | 1548 | 1915 | .808 | 831 | 2783 | 3614 | 2218 | 1475 | 7 | 610 | 1221 | 492 | 9532 | 116.2 |
| Utah | 82 | 3443 | 7371 | .467 | 1060 | 2993 | .354 | 1538 | 1853 | .830 | 1002 | 2725 | 3727 | 2232 | 1523 | 8 | 537 | 1285 | 458 | 9484 | 115.7 |
| LA-C | 82 | 3473 | 7108 | .489 | 1036 | 2719 | .381 | 1499 | 1817 | .825 | 822 | 2701 | 3523 | 2097 | 1519 | 8 | 640 | 1078 | 413 | 9481 | 115.6 |
| N.O. | 82 | 3484 | 7165 | .486 | 1023 | 2673 | .383 | 1445 | 1873 | .771 | 852 | 2753 | 3605 | 2210 | 1508 | 7 | 684 | 1067 | 378 | 9436 | 115.1 |
| Den. | 82 | 3610 | 7279 | .496 | 958 | 2560 | .374 | 1240 | 1628 | .762 | 881 | 2763 | 3644 | 2415 | 1489 | 5 | 585 | 1036 | 457 | 9418 | 114.9 |
| Phil. | 82 | 3404 | 7331 | .464 | 992 | 2733 | .363 | 1597 | 1934 | .826 | 906 | 2616 | 3522 | 2041 | 1668 | 10 | 694 | 984 | 492 | 9397 | 114.6 |
| Hou. | 82 | 3425 | 7459 | .459 | 1043 | 2964 | .352 | 1482 | 1916 | .773 | 940 | 2787 | 3727 | 2035 | 1702 | 18 | 639 | 1045 | 375 | 9375 | 114.3 |
| Wash. | 82 | 3523 | 7493 | .470 | 1015 | 2915 | .348 | 1266 | 1657 | .764 | 755 | 2613 | 3368 | 2288 | 1637 | 10 | 623 | 1147 | 415 | 9327 | 113.7 |
| Minn. | 82 | 3383 | 6974 | .485 | 1037 | 2681 | .387 | 1461 | 1881 | .777 | 770 | 2807 | 3577 | 2184 | 1544 | 19 | 647 | 1162 | 497 | 9264 | 113.0 |
| N.Y. | 82 | 3385 | 7272 | .465 | 1083 | 2936 | .369 | 1396 | 1789 | .780 | 1039 | 2665 | 3704 | 1998 | 1447 | 5 | 612 | 1085 | 336 | 9249 | 112.8 |
| Clev. | 82 | 3425 | 7148 | .479 | 1108 | 3016 | .367 | 1278 | 1671 | .765 | 807 | 2742 | 3549 | 2299 | 1436 | 6 | 605 | 1112 | 380 | 9236 | 112.6 |
| Tor. | 82 | 3466 | 7356 | .471 | 942 | 2712 | .347 | 1339 | 1772 | .756 | 891 | 2607 | 3498 | 2335 | 1509 | 10 | 634 | 1147 | 388 | 9213 | 112.4 |
| Chi. | 82 | 3448 | 7339 | .470 | 941 | 2630 | .358 | 1369 | 1731 | .791 | 916 | 2677 | 3593 | 2048 | 1541 | 3 | 638 | 1004 | 394 | 9206 | 112.3 |
| S.A. | 82 | 3438 | 7436 | .462 | 1036 | 2983 | .347 | 1280 | 1637 | .782 | 849 | 2778 | 3627 | 2449 | 1414 | 6 | 584 | 1242 | 520 | 9192 | 112.1 |
| Orl. | 82 | 3318 | 6964 | .476 | 903 | 2568 | .352 | 1519 | 2002 | .759 | 861 | 2608 | 3469 | 2023 | 1618 | 3 | 669 | 1206 | 423 | 9058 | 110.5 |
| Bkn. | 82 | 3334 | 7307 | .456 | 1089 | 3010 | .362 | 1293 | 1711 | .756 | 938 | 2675 | 3613 | 2102 | 1516 | 7 | 556 | 1076 | 424 | 9050 | 110.4 |
| Miami | 82 | 3266 | 7022 | .465 | 1022 | 2765 | .370 | 1478 | 1806 | .818 | 766 | 2702 | 3468 | 2116 | 1415 | 4 | 617 | 1038 | 280 | 9032 | 110.1 |
| Det. | 82 | 3353 | 7236 | .463 | 906 | 2602 | .348 | 1398 | 1780 | .785 | 861 | 2692 | 3553 | 2088 | 1688 | 12 | 531 | 1248 | 384 | 9010 | 109.9 |
| Cha. | 82 | 3281 | 7133 | .460 | 989 | 2788 | .355 | 1189 | 1512 | .786 | 765 | 2538 | 3303 | 2033 | 1472 | 10 | 562 | 1129 | 371 | 8740 | 106.6 |
| Port. | 82 | 3227 | 7356 | .439 | 939 | 2723 | .345 | 1329 | 1680 | .791 | 1036 | 2469 | 3505 | 1894 | 1654 | 11 | 627 | 1249 | 354 | 8722 | 106.4 |
| Mem. | 82 | 3145 | 7230 | .435 | 1071 | 3097 | .346 | 1316 | 1722 | .764 | 896 | 2598 | 3494 | 2025 | 1563 | 10 | 673 | 1236 | 501 | 8677 | 105.8 |

OPPONENTS' STATISTICS / INCLUDES GAMES OF SUNDAY, APRIL 14, 2024

| TEAM | FIELD GOALS | | | 3-PT. F.G.'S | | | FREE THROWS | | | -- REBOUNDS -- | | | ----- MISCELLANEOUS ----- | | | | | --- SCORING --- | | | |
|-------------|-------------|-------------|-------------|--------------|-------------|-------------|-------------|-------------|-------------|----------------|-------------|-------------|---------------------------|-------------|-----------|------------|-------------|-----------------|-------------|--------------|-------------|
| | MADE | ATT. | PCT. | MADE | ATT. | PCT. | MADE | ATT. | PCT. | OFF. | DEF. | TOT. | AST | PF | DQ | STL | TO | BLK | PTS | AVG. | DIFF. |
| Minn. | 3198 | 7114 | .450 | 937 | 2645 | .354 | 1402 | 1794 | .781 | 843 | 2555 | 3398 | 2008 | 1630 | 9 | 616 | 1166 | 371 | 8735 | 106.5 | +6.5 |
| N.Y. | 3304 | 7026 | .470 | 1028 | 2813 | .365 | 1237 | 1620 | .764 | 839 | 2492 | 3331 | 2098 | 1565 | 8 | 552 | 1082 | 431 | 8873 | 108.2 | +4.6 |
| Miami | 3297 | 7056 | .467 | 1064 | 3018 | .353 | 1230 | 1577 | .780 | 757 | 2750 | 3507 | 2173 | 1550 | 9 | 543 | 1126 | 388 | 8888 | 108.4 | +1.8 |
| Orl. | 3264 | 6884 | .474 | 945 | 2636 | .359 | 1419 | 1819 | .780 | 731 | 2537 | 3268 | 1958 | 1710 | 11 | 666 | 1234 | 379 | 8892 | 108.4 | +2.0 |
| Bos. | 3403 | 7515 | .453 | 1059 | 3008 | .352 | 1092 | 1422 | .768 | 907 | 2645 | 3552 | 2042 | 1416 | 6 | 510 | 986 | 304 | 8957 | 109.2 | +11.3 |
| Den. | 3332 | 7210 | .462 | 919 | 2587 | .355 | 1404 | 1819 | .772 | 894 | 2573 | 3467 | 2108 | 1467 | 4 | 578 | 1014 | 394 | 8987 | 109.6 | +5.3 |
| Clev. | 3323 | 7176 | .463 | 1029 | 2773 | .371 | 1363 | 1724 | .791 | 823 | 2676 | 3499 | 2071 | 1536 | 10 | 632 | 1115 | 411 | 9038 | 110.2 | +2.4 |
| N.O. | 3317 | 7155 | .464 | 1109 | 3176 | .349 | 1331 | 1699 | .783 | 826 | 2644 | 3470 | 2196 | 1507 | 6 | 536 | 1168 | 424 | 9074 | 110.7 | +4.4 |
| Phil. | 3322 | 7098 | .468 | 979 | 2765 | .354 | 1524 | 1926 | .791 | 903 | 2742 | 3645 | 2143 | 1519 | 7 | 506 | 1201 | 503 | 9147 | 111.5 | +3.0 |
| LA-C | 3413 | 7288 | .468 | 1054 | 2902 | .363 | 1332 | 1718 | .775 | 909 | 2551 | 3460 | 2165 | 1537 | 6 | 597 | 1069 | 384 | 9212 | 112.3 | +3.3 |
| OKC. | 3328 | 7322 | .455 | 1101 | 3052 | .361 | 1482 | 1878 | .789 | 968 | 2695 | 3663 | 2207 | 1548 | 5 | 582 | 1287 | 419 | 9239 | 112.7 | +7.4 |
| Mem. | 3381 | 7128 | .474 | 1098 | 2905 | .378 | 1391 | 1785 | .779 | 874 | 2867 | 3741 | 2179 | 1539 | 10 | 668 | 1239 | 536 | 9251 | 112.8 | -7.0 |
| Phoe. | 3444 | 7428 | .464 | 1074 | 2949 | .364 | 1319 | 1705 | .774 | 898 | 2490 | 3388 | 2155 | 1612 | 13 | 685 | 1043 | 372 | 9281 | 113.2 | +3.1 |
| Hou. | 3344 | 7226 | .463 | 1012 | 2904 | .348 | 1583 | 2065 | .767 | 878 | 2803 | 3681 | 1997 | 1609 | 13 | 597 | 1132 | 482 | 9283 | 113.2 | +1.1 |
| Bkn. | 3410 | 7255 | .470 | 1066 | 2865 | .372 | 1401 | 1736 | .807 | 843 | 2788 | 3631 | 2088 | 1496 | 7 | 563 | 1035 | 409 | 9287 | 113.3 | -2.9 |
| Chi. | 3370 | 7131 | .473 | 1196 | 3235 | .370 | 1388 | 1789 | .776 | 829 | 2729 | 3558 | 2287 | 1538 | 9 | 555 | 1147 | 404 | 9324 | 113.7 | -1.4 |
| Sac. | 3414 | 7114 | .480 | 1074 | 2775 | .387 | 1513 | 1892 | .800 | 747 | 2740 | 3487 | 2208 | 1504 | 7 | 606 | 1139 | 370 | 9415 | 114.8 | +1.7 |
| G.S. | 3453 | 7415 | .466 | 1088 | 3030 | .359 | 1449 | 1840 | .788 | 892 | 2627 | 3519 | 2187 | 1471 | 9 | 633 | 1067 | 407 | 9443 | 115.2 | +2.6 |
| Port. | 3485 | 7104 | .491 | 957 | 2730 | .351 | 1535 | 1938 | .792 | 868 | 2726 | 3594 | 2225 | 1467 | 8 | 729 | 1173 | 528 | 9462 | 115.4 | -9.0 |
| Dall. | 3522 | 7413 | .475 | 1075 | 2921 | .368 | 1364 | 1772 | .770 | 896 | 2800 | 3696 | 2258 | 1667 | 11 | 603 | 1127 | 331 | 9483 | 115.6 | +2.2 |
| Milw. | 3543 | 7537 | .470 | 1032 | 2897 | .356 | 1423 | 1764 | .807 | 843 | 2765 | 3608 | 2169 | 1576 | 4 | 580 | 986 | 347 | 9541 | 116.4 | +2.6 |
| Cha. | 3555 | 7191 | .494 | 1118 | 2965 | .377 | 1352 | 1699 | .796 | 867 | 2853 | 3720 | 2356 | 1432 | 5 | 582 | 1117 | 396 | 9580 | 116.8 | -10.2 |
| LA-L | 3643 | 7687 | .474 | 1170 | 3109 | .376 | 1174 | 1476 | .795 | 893 | 2719 | 3612 | 2316 | 1619 | 16 | 673 | 1100 | 390 | 9630 | 117.4 | +0.6 |
| S.A. | 3684 | 7570 | .487 | 1040 | 2791 | .373 | 1316 | 1679 | .784 | 860 | 2857 | 3717 | 2296 | 1470 | 12 | 733 | 1098 | 380 | 9724 | 118.6 | -6.5 |
| Tor. | 3669 | 7476 | .491 | 1120 | 2979 | .376 | 1283 | 1627 | .789 | 919 | 2785 | 3704 | 2346 | 1487 | 5 | 595 | 1137 | 474 | 9741 | 118.8 | -6.4 |
| Det. | 3578 | 7301 | .490 | 991 | 2682 | .370 | 1610 | 2013 | .800 | 791 | 2745 | 3536 | 2216 | 1457 | 5 | 727 | 1019 | 490 | 9757 | 119.0 | -9.1 |
| Ind. | 3653 | 7361 | .496 | 877 | 2404 | .365 | 1677 | 2130 | .787 | 901 | 2654 | 3555 | 2020 | 1501 | 4 | 543 | 1142 | 440 | 9860 | 120.2 | +3.0 |
| Atl. | 3659 | 7394 | .495 | 1147 | 2987 | .384 | 1417 | 1790 | .792 | 870 | 2758 | 3628 | 2314 | 1594 | 9 | 638 | 1158 | 461 | 9882 | 120.5 | -2.2 |
| Utah | 3654 | 7509 | .487 | 1213 | 3070 | .395 | 1364 | 1768 | .771 | 900 | 2564 | 3464 | 2442 | 1577 | 8 | 704 | 1009 | 528 | 9885 | 120.5 | -4.9 |
| Wash. | 3777 | 7618 | .496 | 1007 | 2782 | .362 | 1528 | 1966 | .777 | 993 | 3020 | 4013 | 2382 | 1473 | 3 | 655 | 115 | | | | |

TEAM LEAGUE LEADERS (AVERAGES)

TEAMS' STATISTICS (PER GAME)

| TEAM | G | FIELD GOALS | | | 3-PT. F.G.'S | | | FREE THROWS | | | --- REBOUNDS --- | | | ----- MISCELLANEOUS ----- | | | | | | |
|-------------|-----------|--------------|--------------|-------------|--------------|--------------|-------------|--------------|--------------|-------------|------------------|--------------|--------------|---------------------------|--------------|-------------|-------------|--------------|-------------|--------------|
| | | MADE | ATT | PCT | MADE | ATT | PCT | MADE | ATT | PCT | OFF | DEF | TOT | AST | PF | DQ | STL | TO | BLK | PTS |
| Atl. | 82 | 43.04 | 92.49 | .465 | 13.72 | 37.71 | .364 | 18.54 | 23.24 | .797 | 12.49 | 32.18 | 44.67 | 26.59 | 18.56 | 0.09 | 7.50 | 13.54 | 4.50 | 118.3 |
| Bkn. | 82 | 40.66 | 89.11 | .456 | 13.28 | 36.71 | .362 | 15.77 | 20.87 | .756 | 11.44 | 32.62 | 44.06 | 25.63 | 18.49 | 0.09 | 6.78 | 13.12 | 5.17 | 110.4 |
| Bos. | 82 | 43.91 | 90.20 | .487 | 16.48 | 42.46 | .388 | 16.27 | 20.17 | .807 | 10.68 | 35.65 | 46.33 | 26.91 | 16.17 | 0.04 | 6.79 | 11.94 | 6.56 | 120.6 |
| Cha. | 82 | 40.01 | 86.99 | .460 | 12.06 | 34.00 | .355 | 14.50 | 18.44 | .786 | 9.33 | 30.95 | 40.28 | 24.79 | 17.95 | 0.12 | 6.85 | 13.77 | 4.52 | 106.6 |
| Chi. | 82 | 42.05 | 89.50 | .470 | 11.48 | 32.07 | .358 | 16.70 | 21.11 | .791 | 11.17 | 32.65 | 43.82 | 24.98 | 18.79 | 0.04 | 7.78 | 12.24 | 4.80 | 112.3 |
| Clev. | 82 | 41.77 | 87.17 | .479 | 13.51 | 36.78 | .367 | 15.59 | 20.38 | .765 | 9.84 | 33.44 | 43.28 | 28.04 | 17.51 | 0.07 | 7.38 | 13.56 | 4.63 | 112.6 |
| Dall. | 82 | 43.11 | 89.66 | .481 | 14.60 | 39.54 | .369 | 17.04 | 22.46 | .758 | 9.72 | 33.22 | 42.94 | 25.68 | 18.29 | 0.02 | 6.87 | 12.52 | 4.95 | 117.9 |
| Den. | 82 | 44.02 | 88.77 | .496 | 11.68 | 31.22 | .374 | 15.12 | 19.85 | .762 | 10.74 | 33.70 | 44.44 | 29.45 | 18.16 | 0.06 | 7.13 | 12.63 | 5.57 | 114.9 |
| Det. | 82 | 40.89 | 88.24 | .463 | 11.05 | 31.73 | .348 | 17.05 | 21.71 | .785 | 10.50 | 32.83 | 43.33 | 25.46 | 20.59 | 0.15 | 6.48 | 15.22 | 4.68 | 109.9 |
| G.S. | 82 | 43.68 | 91.65 | .477 | 14.77 | 38.91 | .380 | 15.63 | 20.05 | .780 | 12.15 | 34.56 | 46.71 | 29.29 | 19.49 | 0.09 | 6.98 | 14.32 | 4.60 | 117.8 |
| Hou. | 82 | 41.77 | 90.96 | .459 | 12.72 | 36.15 | .352 | 18.07 | 23.37 | .773 | 11.46 | 33.99 | 45.45 | 24.82 | 20.76 | 0.22 | 7.79 | 12.74 | 4.57 | 114.3 |
| Ind. | 82 | 47.01 | 92.67 | .507 | 13.20 | 35.26 | .374 | 16.07 | 20.55 | .782 | 10.09 | 31.44 | 41.52 | 30.76 | 21.41 | 0.21 | 7.70 | 12.91 | 5.87 | 123.3 |
| LA-C | 82 | 42.35 | 86.68 | .489 | 12.63 | 33.16 | .381 | 18.28 | 22.16 | .825 | 10.02 | 32.94 | 42.96 | 25.57 | 18.52 | 0.10 | 7.80 | 13.15 | 5.04 | 115.6 |
| LA-L | 82 | 43.66 | 87.52 | .499 | 11.82 | 31.37 | .377 | 18.90 | 24.18 | .782 | 8.24 | 34.87 | 43.11 | 28.54 | 15.65 | 0.04 | 7.38 | 13.98 | 5.52 | 118.0 |
| Mem. | 82 | 38.35 | 88.17 | .435 | 13.06 | 37.77 | .346 | 16.05 | 21.00 | .764 | 10.93 | 31.68 | 42.61 | 24.70 | 19.06 | 0.12 | 8.21 | 15.07 | 6.11 | 105.8 |
| Miami | 82 | 39.83 | 85.63 | .465 | 12.46 | 33.72 | .370 | 18.02 | 22.02 | .818 | 9.34 | 32.95 | 42.29 | 25.80 | 17.26 | 0.05 | 7.52 | 12.66 | 3.41 | 110.1 |
| Milw. | 82 | 43.15 | 88.51 | .487 | 14.18 | 38.07 | .373 | 18.50 | 23.90 | .774 | 9.41 | 34.76 | 44.17 | 26.54 | 19.20 | 0.05 | 6.80 | 12.91 | 5.04 | 119.0 |
| Minn. | 82 | 41.26 | 85.05 | .485 | 12.65 | 32.70 | .387 | 17.82 | 22.94 | .777 | 9.39 | 34.23 | 43.62 | 26.63 | 18.83 | 0.23 | 7.89 | 14.17 | 6.06 | 113.0 |
| N.O. | 82 | 42.49 | 87.38 | .486 | 12.48 | 32.60 | .383 | 17.62 | 22.84 | .771 | 10.39 | 33.57 | 43.96 | 26.95 | 18.39 | 0.09 | 8.34 | 13.01 | 4.61 | 115.1 |
| N.Y. | 82 | 41.28 | 88.68 | .465 | 13.21 | 35.80 | .369 | 17.02 | 21.82 | .780 | 12.67 | 32.50 | 45.17 | 24.37 | 17.65 | 0.06 | 7.46 | 13.23 | 4.10 | 112.8 |
| OKC. | 82 | 44.55 | 89.32 | .499 | 13.29 | 34.21 | .389 | 17.70 | 21.45 | .825 | 8.80 | 33.23 | 42.04 | 27.11 | 18.84 | 0.07 | 8.46 | 12.67 | 6.56 | 120.1 |
| Orl. | 82 | 40.46 | 84.93 | .476 | 11.01 | 31.32 | .352 | 18.52 | 24.41 | .759 | 10.50 | 31.80 | 42.30 | 24.67 | 19.73 | 0.04 | 8.16 | 14.71 | 5.16 | 110.5 |
| Phil. | 82 | 41.51 | 89.40 | .464 | 12.10 | 33.33 | .363 | 19.48 | 23.59 | .826 | 11.05 | 31.90 | 42.95 | 24.89 | 20.34 | 0.12 | 8.46 | 12.00 | 6.00 | 114.6 |
| Phoe. | 82 | 42.46 | 86.13 | .493 | 12.44 | 32.57 | .382 | 18.88 | 23.35 | .808 | 10.13 | 33.94 | 44.07 | 27.05 | 17.99 | 0.09 | 7.44 | 14.89 | 6.00 | 116.2 |
| Port. | 82 | 39.35 | 89.71 | .439 | 11.45 | 33.21 | .345 | 16.21 | 20.49 | .791 | 12.63 | 30.11 | 42.74 | 23.10 | 20.17 | 0.13 | 7.65 | 15.23 | 4.32 | 106.4 |
| Sac. | 82 | 43.33 | 90.91 | .477 | 14.37 | 39.26 | .366 | 15.54 | 20.85 | .745 | 10.83 | 33.16 | 43.99 | 28.34 | 19.90 | 0.13 | 7.62 | 13.15 | 4.17 | 116.6 |
| S.A. | 82 | 41.93 | 90.68 | .462 | 12.63 | 36.38 | .347 | 15.61 | 19.96 | .782 | 10.35 | 33.88 | 44.23 | 29.87 | 17.24 | 0.07 | 7.12 | 15.15 | 6.34 | 112.1 |
| Tor. | 82 | 42.27 | 89.71 | .471 | 11.49 | 33.07 | .347 | 16.33 | 21.61 | .756 | 10.87 | 31.79 | 42.66 | 28.48 | 18.40 | 0.12 | 7.73 | 13.99 | 4.73 | 112.4 |
| Utah | 82 | 41.99 | 89.89 | .467 | 12.93 | 36.50 | .354 | 18.76 | 22.60 | .830 | 12.22 | 33.23 | 45.45 | 27.22 | 18.57 | 0.10 | 6.55 | 15.67 | 5.59 | 115.7 |
| Wash. | 82 | 42.96 | 91.38 | .470 | 12.38 | 35.55 | .348 | 15.44 | 20.21 | .764 | 9.21 | 31.87 | 41.07 | 27.90 | 19.96 | 0.12 | 7.60 | 13.99 | 5.06 | 113.7 |

OPPONENTS' STATISTICS (PER GAME)

| TEAM | G | FIELD GOALS | | | 3-PT. F.G.'S | | | FREE THROWS | | | --- REBOUNDS --- | | | ----- MISCELLANEOUS ----- | | | | | | |
|-------------|-----------|--------------|--------------|-------------|--------------|--------------|-------------|--------------|--------------|-------------|------------------|--------------|--------------|---------------------------|--------------|-------------|-------------|--------------|-------------|--------------|
| | | MADE | ATT | PCT | MADE | ATT | PCT | MADE | ATT | PCT | OFF | DEF | TOT | AST | PF | DQ | STL | TO | BLK | PTS |
| Atl. | 82 | 44.62 | 90.17 | .495 | 13.99 | 36.43 | .384 | 17.28 | 21.83 | .792 | 10.61 | 33.63 | 44.24 | 28.22 | 19.44 | 0.11 | 7.78 | 14.12 | 5.62 | 120.5 |
| Bkn. | 82 | 41.59 | 88.48 | .470 | 13.00 | 34.94 | .372 | 17.09 | 21.17 | .807 | 10.28 | 34.00 | 44.28 | 25.46 | 18.24 | 0.09 | 6.87 | 12.62 | 4.99 | 113.3 |
| Bos. | 82 | 41.50 | 91.65 | .453 | 12.91 | 36.68 | .352 | 13.32 | 17.34 | .768 | 11.06 | 32.26 | 43.32 | 24.90 | 17.27 | 0.07 | 6.22 | 12.02 | 3.71 | 109.2 |
| Cha. | 82 | 43.35 | 87.70 | .494 | 13.63 | 36.16 | .377 | 16.49 | 20.72 | .796 | 10.57 | 34.79 | 45.37 | 28.73 | 17.46 | 0.06 | 7.10 | 13.62 | 4.83 | 116.8 |
| Chi. | 82 | 41.10 | 86.96 | .473 | 14.59 | 39.45 | .370 | 16.93 | 21.82 | .776 | 10.11 | 33.28 | 43.39 | 27.89 | 18.76 | 0.11 | 6.77 | 13.99 | 4.93 | 113.7 |
| Clev. | 82 | 40.52 | 87.51 | .463 | 12.55 | 33.82 | .371 | 16.62 | 21.02 | .791 | 10.04 | 32.63 | 42.67 | 25.26 | 18.73 | 0.12 | 7.71 | 13.60 | 5.01 | 110.2 |
| Dall. | 82 | 42.95 | 90.40 | .475 | 13.11 | 35.62 | .368 | 16.63 | 21.61 | .770 | 10.93 | 34.15 | 45.07 | 27.54 | 20.33 | 0.13 | 7.35 | 13.74 | 4.04 | 115.6 |
| Den. | 82 | 40.63 | 87.93 | .462 | 11.21 | 31.55 | .355 | 17.12 | 22.18 | .772 | 10.90 | 31.38 | 42.28 | 25.71 | 17.89 | 0.05 | 7.05 | 12.37 | 4.80 | 109.6 |
| Det. | 82 | 43.63 | 89.04 | .490 | 12.09 | 32.71 | .370 | 19.63 | 24.55 | .800 | 9.65 | 33.48 | 43.12 | 27.02 | 17.77 | 0.06 | 8.87 | 12.43 | 5.98 | 119.0 |
| G.S. | 82 | 42.11 | 90.43 | .466 | 13.27 | 36.95 | .359 | 17.67 | 22.44 | .788 | 10.88 | 32.04 | 42.91 | 26.67 | 17.94 | 0.11 | 7.72 | 13.01 | 4.96 | 115.2 |
| Hou. | 82 | 40.78 | 88.12 | .463 | 12.34 | 35.41 | .348 | 19.30 | 25.18 | .767 | 10.71 | 34.18 | 44.89 | 24.35 | 19.62 | 0.16 | 7.28 | 13.80 | 5.88 | 113.2 |
| Ind. | 82 | 44.55 | 89.77 | .496 | 10.70 | 29.32 | .365 | 20.45 | 25.98 | .787 | 10.99 | 32.37 | 43.35 | 24.63 | 18.30 | 0.05 | 6.62 | 13.93 | 5.37 | 120.2 |
| LA-C | 82 | 41.62 | 88.88 | .468 | 12.85 | 35.39 | .363 | 16.24 | 20.95 | .775 | 11.09 | 31.11 | 42.20 | 26.40 | 18.74 | 0.07 | 7.28 | 13.04 | 4.68 | 112.3 |
| LA-L | 82 | 44.43 | 93.74 | .474 | 14.27 | 37.91 | .376 | 14.32 | 18.00 | .795 | 10.89 | 33.16 | 44.05 | 28.24 | 19.74 | 0.20 | 8.21 | 13.41 | 4.76 | 117.4 |
| Mem. | 82 | 41.23 | 86.93 | .474 | 13.39 | 35.43 | .378 | 16.96 | 21.77 | .779 | 10.66 | 34.96 | 45.62 | 26.57 | 18.77 | 0.12 | 8.15 | 15.11 | 6.54 | 112.8 |
| Miami | 82 | 40.21 | 86.05 | .467 | 12.98 | 36.80 | .353 | 15.00 | 19.23 | .780 | 9.23 | 33.54 | 42.77 | 26.50 | 18.90 | 0.11 | 6.62 | 13.73 | 4.73 | 108.4 |
| Milw. | 82 | 43.21 | 91.91 | .470 | 12.59 | 35.33 | .356 | 17.35 | 21.51 | .807 | 10.28 | 33.72 | 44.00 | 26.45 | 19.22 | 0.05 | 7.07 | 12.02 | 4.23 | 116.4 |
| Minn. | 82 | 39.00 | 86.76 | .450 | 11.43 | 32.26 | .354 | 17.10 | 21.88 | .781 | 10.28 | 31.16 | 41.44 | 24.49 | 19.88 | 0.11 | 7.51 | 14.22 | 4.52 | 106.5 |
| N.O. | 82 | 40.45 | 87.26 | .464 | 13.52 | 38.73 | .349 | 16.23 | 20.72 | .783 | 10.07 | 32.24 | 42.32 | 26.78 | 18.38 | 0.07 | 6.54 | 14.24 | 5.17 | 110.7 |
| N.Y. | 82 | 40.29 | 85.68 | .470 | 12.54 | 34.30 | .365 | 15.09 | 19.76 | .764 | 10.23 | 30.39 | 40.62 | 25.59 | 19.09 | 0.10 | 6.73 | 13.20 | 5.26 | 108.2 |
| OKC. | 82 | 40.59 | 89.29 | .455 | 13.43 | 37.22 | .361 | 18.07 | 22.90 | .789 | 11.80 | 32.87 | 44.67 | 26.91 | 18.88 | 0.06 | 7.10 | 15.70 | 5.11 | 112.7 |
| Orl. | 82 | 39.80 | 83.95 | .474 | 11.52 | 32.15 | .358 | 17.30 | 22.18 | .780 | 8.91 | 30.94 | 39.85 | 23.88 | 20.85 | 0.13 | 8.12 | 15.05 | 4.62 | 108.4 |
| Phil. | 82 | 40.51 | 86.56 | .468 | 11.94 | 33.72 | .354 | 18.59 | 23.49 | .791 | 11.01 | 33.44 | 44.45 | 26.13 | 18.52 | 0.09 | 6.17 | 14.65 | 6.13 | 111.5 |
| Phoe. | 82 | 42.00 | 90.59 | .464 | 13.10 | 35.96 | .364 | 16.09 | 20.79 | .774 | 10.95 | 30.37 | 41.32 | 26.28 | 19.66 | 0.16 | 8.35 | 12.72 | 4.54 | 113.2 |
| Port. | 82 | 42.50 | 86.63 | .491 | 11.67 | 33.29 | .351 | 18.72 | 23.63 | .792 | 10.59 | 33.24 | 43.83 | 27.13 | 17.89 | 0.10 | 8.89 | 14.30 | 6.44 | 115.4 |
| Sac. | 82 | 41.63 | 86.76 | .480 | 13.10 | 33.84 | .387 | 18.45 | 23.07 | .800 | 9.11 | 33.41 | 42.52 | 26.93 | 18.34 | 0.09 | 7.39 | 13.89 | 4.51 | 114.8 |
| S.A. | 82 | 44.93 | 92.32 | .487 | 12.68 | 34.04 | .373 | 16.05 | 20.48 | .784 | 10.49 | 34.84 | 45.33 | 28.00 | 17.93 | 0.15 | 8.94 | 13.39 | 4.63 | 118.6 |
| Tor. | 82 | 44.74 | 91.17 | .491 | 13.66 | 36.33 | .376 | 15.65 | 19.84 | .789 | 11.21 | 33.96 | 45.17 | | | | | | | |

TEAM LEAGUE LEADERS (RANKINGS)

TEAMS' STATISTICS, RANK WITHIN LEAGUE

| | ATL | BOS | BKN | CHA | CHI | CLE | DAL | DEN | DET | GS | HOU | IND | LAC | LAL | MEM | MIA | MIL | MIN | NO | NY | OKC | ORL | PHI | PHO | POR | SAC | SA | TOR | UTA | WAS | | |
|---------------|-----|-----|-----|-----|-----|-----|-----|-----|-----|----|-----------|-----|-----|-----|-----|-----|-----|-----|----|----|-----|-----|-----|-----|-----|-----|----|-----|-----|-----|----|---|
| Points/game | 5 | 2 | 25 | 28 | 22 | 20 | 7 | 14 | 27 | 8 | 16 | 1 | 12 | 6 | 30 | 26 | 4 | 18 | 13 | 19 | 3 | 24 | 15 | 10 | 29 | 9 | 23 | 21 | 11 | 17 | | |
| FG pct. | 21 | 8 | 28 | 26 | 18 | 12 | 11 | 4 | 24 | 13 | 27 | 1 | 6 | 2 | 30 | 22 | 7 | 10 | 9 | 20 | 3 | 15 | 23 | 5 | 29 | 14 | 25 | 16 | 19 | 17 | | |
| FT pct. | 8 | 7 | 28 | 11 | 10 | 22 | 27 | 25 | 12 | 17 | 20 | 13 | 3 | 15 | 23 | 5 | 19 | 18 | 21 | 16 | 4 | 26 | 2 | 6 | 9 | 30 | 14 | 29 | 1 | 24 | | |
| 3-pt FG pct. | 17 | 2 | 19 | 21 | 20 | 15 | 13 | 10 | 26 | 7 | 23 | 9 | 6 | 8 | 29 | 12 | 11 | 3 | 4 | 14 | 1 | 24 | 18 | 5 | 30 | 16 | 28 | 27 | 22 | 25 | | |
| Off. Reb./gm | 3 | 14 | 7 | 27 | 8 | 22 | 23 | 13 | 15 | 5 | 6 | 20 | 21 | 30 | 10 | 26 | 24 | 25 | 17 | 1 | 29 | 15 | 9 | 19 | 2 | 12 | 18 | 11 | 4 | 28 | | |
| Def. Reb./gm | 22 | 1 | 20 | 29 | 19 | 11 | 14 | 9 | 18 | 4 | 6 | 28 | 17 | 2 | 27 | 16 | 3 | 5 | 10 | 21 | 12 | 25 | 23 | 7 | 30 | 15 | 8 | 26 | 12 | 24 | | |
| Rebounds/game | 6 | 2 | 11 | 30 | 14 | 17 | 21 | 7 | 16 | 1 | 3 | 28 | 19 | 18 | 24 | 26 | 9 | 15 | 13 | 5 | 27 | 25 | 20 | 10 | 22 | 12 | 8 | 23 | 3 | 29 | | |
| Assists/game | 16 | 14 | 20 | 26 | 23 | 8 | 19 | 3 | 22 | 4 | 25 | 1 | 21 | 5 | 27 | 18 | 17 | 15 | 13 | 29 | 11 | 28 | 24 | 12 | 30 | 7 | 2 | 6 | 10 | 9 | | |
| Steals/game | 16 | 27 | 28 | 25 | 9 | 19 | 24 | 21 | 30 | 23 | 8 | 11 | 7 | 19 | t | 4 | 15 | 26 | 6 | 3 | 17 | t | 5 | 1 | 18 | 12 | 13 | 22 | 10 | 29 | 14 | |
| Turnovers/gm | 16 | 1 | 12 | 18 | 3 | 17 | 4 | 5 | 28 | 23 | 8 | 9 | 13 | 19 | 26 | 6 | 9 | 22 | 11 | 15 | 7 | 24 | 2 | 25 | 29 | 13 | 27 | 20 | 30 | 20 | t | |
| Blocks/gm | 26 | 1 | 12 | 25 | 18 | 21 | 17 | 10 | 20 | 23 | 24 | 8 | 15 | 11 | 4 | 30 | 15 | 5 | 22 | 29 | 1 | 13 | 6 | 6 | 27 | 28 | 3 | 19 | 9 | 14 | | |
| Pers.Fouls/gm | 15 | 2 | 13 | 7 | 17 | 5 | 10 | 9 | 28 | 22 | 29 | 30 | 14 | 1 | 20 | 4 | 21 | 18 | 11 | 6 | 19 | 23 | 27 | 8 | 26 | 24 | 3 | 12 | 16 | 25 | | |
| DQ/game | 13 | t | 2 | 13 | t | 2 | 10 | t | 1 | 8 | t | 27 | 13 | t | 29 | 28 | 18 | t | 2 | 20 | t | 6 | t | 30 | 13 | t | 8 | t | 10 | t | 20 | t |

OPPONENTS' STATISTICS, RANK WITHIN LEAGUE

| | ATL | BOS | BKN | CHA | CHI | CLE | DAL | DEN | DET | GS | HOU | IND | LAC | LAL | MEM | MIA | MIL | MIN | NO | NY | OKC | ORL | PHI | PHO | POR | SAC | SA | TOR | UTA | WAS | | | | | | | | | |
|---------------|-----|-----|-----|-----|-----|-----|-----|-----|-----|----|-----------|-----|-----|-----|-----|-----|-----|-----|----|----|-----|-----|-----|-----|-----|-----|----|-----|-----|-----|----|----|----|----|---|----|---|----|----|
| Points/game | 28 | 5 | 15 | 22 | 16 | 7 | 20 | 6 | 26 | 18 | 14 | 27 | 10 | 23 | 12 | 3 | 21 | 1 | 8 | 2 | 11 | 4 | 9 | 13 | 19 | 17 | 24 | 25 | 29 | 30 | | | | | | | | | |
| FG pct. | 28 | 2 | 13 | 27 | 16 | 6 | 20 | 4 | 24 | 9 | 5 | 30 | 12 | 17 | 19 | 10 | 14 | 1 | 7 | 15 | 3 | 18 | 11 | 8 | 25 | 21 | 23 | 26 | 22 | 29 | | | | | | | | | |
| FT pct. | 23 | 3 | 30 | 26 | 9 | 21 | 4 | 6 | 28 | 18 | 2 | 17 | 8 | 25 | 11 | 12 | 29 | 14 | 15 | 1 | 20 | 13 | 22 | 7 | 24 | 27 | 16 | 19 | 5 | 10 | | | | | | | | | |
| 3-pt FG pct. | 28 | 4 | 22 | 26 | 20 | 21 | 18 | 8 | 19 | 11 | 1 | 16 | 14 | 25 | 27 | 5 | 9 | 7 | 2 | 17 | 12 | 10 | 6 | 15 | 3 | 29 | 23 | 24 | 30 | 13 | | | | | | | | | |
| Off. Reb./gm | 15 | 26 | 9 | 13 | 7 | 5 | 21 | 20 | 4 | 18 | 17 | 24 | 27 | 19 | 16 | 3 | 9 | 9 | 6 | 8 | 29 | 1 | 25 | 22 | 14 | 2 | 12 | 28 | 23 | 30 | | | | | | | | | |
| Def. Reb./gm | 21 | 10 | 24 | 27 | 16 | 12 | 25 | 7 | 19 | 8 | 26 | 11 | 4 | 14 | 29 | 20 | 22 | 5 | 9 | 2 | 13 | 3 | 18 | 1 | 15 | 17 | 28 | 23 | 6 | 30 | | | | | | | | | |
| Rebounds/game | 20 | 14 | 21 | 28 | 16 | 10 | 25 | 7 | 13 | 12 | 24 | 15 | 5 | 19 | 29 | 11 | 18 | 4 | 8 | 2 | 23 | 1 | 22 | 3 | 17 | 9 | 27 | 26 | 6 | 30 | | | | | | | | | |
| Assists/game | 25 | 5 | 7 | 28 | 23 | 6 | 22 | 9 | 20 | 16 | 2 | 4 | 12 | 26 | 15 | 14 | 13 | 3 | 17 | 8 | 18 | 1 | 10 | 11 | 21 | 19 | 24 | 27 | 30 | 29 | | | | | | | | | |
| Steals/game | 21 | 2 | 8 | 11 | 7 | 19 | 16 | 9 | 28 | 20 | 14 | t | 4 | 14 | t | 25 | 24 | 4 | t | 10 | 18 | 3 | 6 | 11 | 23 | 1 | 26 | 29 | 17 | 30 | 13 | 27 | 22 | | | | | | |
| Turnovers/gm | 8 | 29 | t | 25 | 17 | 10 | 18 | 15 | 27 | 26 | 23 | 14 | 11 | 22 | 19 | 2 | 16 | 29 | 7 | 6 | 21 | 1 | 3 | 4 | 24 | 5 | 12 | 20 | 13 | 28 | 9 | | | | | | | | |
| Blocks/gm | 22 | 1 | 16 | 13 | 14 | 17 | 2 | 12 | 25 | 15 | 24 | 21 | 9 | 11 | 30 | 10 | 3 | 5 | 19 | 20 | 18 | 7 | 27 | 6 | 28 | 4 | 8 | 23 | 28 | 26 | | | | | | | | | |
| Pers.Fouls/gm | 7 | 30 | 21 | 29 | 14 | 16 | 2 | 26 | 28 | 24 | 6 | 20 | 15 | 4 | 13 | 11 | 9 | 3 | 18 | 10 | 12 | 1 | 17 | 5 | 26 | 19 | 25 | 22 | 8 | 23 | | | | | | | | | |
| DQ/game | 9 | t | 20 | t | 17 | t | 23 | 9 | t | 7 | t | 27 | 20 | t | 1 | 7 | t | 9 | t | 27 | 9 | t | 20 | 14 | t | 23 | 5 | t | 17 | t | 2 | 14 | t | 17 | 4 | 23 | t | 14 | 30 |

COMBINATION TEAM/OPPONENT STATISTICS, RANK WITHIN LEAGUE

| | | | | | | | | | | | | | | | | | | | | | | | | | | | | | | |
|-----------------|----|----|----|----|----|----|----|----|----|----|-----------|----|----|----|----|----|----|----|----|----|----|----|----|----|----|----|----|----|----|----|
| Pts/game/diff. | 21 | 1 | 22 | 30 | 20 | 13 | 14 | 4 | 28 | 12 | 18 | 9 | 7 | 19 | 26 | 16 | 11 | 3 | 6 | 5 | 2 | 15 | 9 | 8 | 27 | 17 | 25 | 24 | 23 | 29 |
| Off. Reb. Pct. | 5 | 12 | 8 | 27 | 9 | 21 | 24 | 6 | 18 | 4 | 10 | 20 | 16 | 30 | 19 | 26 | 25 | 22 | 15 | 1 | 28 | 7 | 13 | 11 | 3 | 14 | 23 | 17 | 2 | 29 |
| Def. Reb. Pct. | 20 | 11 | 16 | 24 | 10 | 7 | 19 | 18 | 4 | 13 | 15 | 26 | 23 | 12 | 22 | 2 | 5 | 8 | 6 | 14 | 29 | 3 | 25 | 17 | 27 | 1 | 9 | 28 | 21 | 30 |
| Total Reb. Pct. | 6 | 11 | 10 | 28 | 8 | 16 | 26 | 14 | 12 | 2 | 13 | 25 | 20 | 27 | 23 | 18 | 22 | 17 | 9 | 1 | 29 | 3 | 21 | 15 | 7 | 5 | 19 | 24 | 4 | 30 |

MISC. TEAM STATS

| TEAM | POINTS PER GAME | | FIELD GOAL PERCENTAGE | | TURNOVERS PER GAME | | REBOUND PERCENTAGES | | | BELOW 100 PTS. | | OVERTIME GAMES | | DECIDED 3 PTS. OR LESS | | DECIDED 10 PTS. OR MORE | |
|-----------------------|-----------------|--------------|-----------------------|-------------|--------------------|-------------|---------------------|-------------|-------------|----------------|----------|----------------|----------|------------------------|----------|-------------------------|-----------|
| | OWN | OPP. | OWN | OPP. | OWN | OPP. | OFF. | DEF. | TOT. | OWN | OPP. | W | L | W | L | W | L |
| | Atlanta | 118.3 | 120.5 | .465 | .495 | 13.5 | 14.1 | .271 | .752 | .511 | 6 | 6 | 4 | 2 | 9 | 6 | 15 |
| Boston | 120.6 | 109.2 | .487 | .453 | 11.9* | 12.0 | .249 | .763 | .506 | 3 | 15 | 2 | 4 | 6 | 7 | 42 | 5 |
| Brooklyn | 110.4 | 113.3 | .456 | .470 | 13.1 | 12.6 | .252 | .760 | .506 | 16 | 9 | 1 | 4 | 6 | 17 | 28 | |
| Charlotte | 106.6 | 116.8 | .460 | .494 | 13.8 | 13.6 | .211 | .745 | .478 | 29 | 7 | 1 | 1 | 7 | 3 | 5 | 43 |
| Chicago | 112.3 | 113.7 | .470 | .473 | 12.2 | 14.0 | .251 | .764 | .507 | 10 | 9 | 7 | 4 | 6 | 8 | 12 | 25 |
| Cleveland | 112.6 | 110.2 | .479 | .463 | 13.6 | 13.6 | .232 | .769 | .500 | 10 | 14 | 3 | 1 | 9 | 5 | 24 | 16 |
| Dallas | 117.8 | 115.7 | .481 | .475 | 12.5 | 13.7 | .222 | .752 | .487 | 7 | 9 | 1 | 0 | 5 | 2 | 31 | 21 |
| Denver | 114.8 | 109.6 | .496 | .462 | 12.6 | 12.4 | .255 | .756 | .505 | 8 | 7 | 0 | 1 | 6 | 6 | 28 | 10 |
| Detroit | 109.9 | 119.0 | .463 | .490 | 15.2 | 12.4 | .239 | .773 | .506 | 11 | 5 | 1 | 2 | 1 | 7 | 8 | 39 |
| Golden State | 117.8 | 115.2 | .477 | .466 | 14.3 | 13.0 | .275 | .761 | .518 | 3 | 9 | 1 | 4 | 4 | 11 | 24 | 12 |
| Houston | 114.3 | 113.2 | .459 | .463 | 12.7 | 13.8 | .251 | .760 | .506 | 9 | 9 | 2 | 5 | 8 | 5 | 23 | 17 |
| Indiana | 123.3* | 120.2 | .507* | .496 | 12.9 | 13.9 | .238 | .741 | .489 | 1 | 3 | 0 | 1 | 6 | 5 | 30 | 16 |
| L.A. Clippers | 115.6 | 112.3 | .489 | .468 | 13.2 | 13.0 | .244 | .748 | .496 | 5 | 11 | 0 | 1 | 6 | 4 | 28 | 17 |
| L.A. Lakers | 118.0 | 117.4 | .499 | .474 | 14.0 | 13.4 | .199 | .762 | .481 | 4 | 7 | 4 | 1 | 11 | 4 | 20 | 25 |
| Memphis | 105.8 | 112.8 | .435 | .474 | 15.1 | 15.1 | .238 | .748 | .493 | 22 | 9 | 1 | 3 | 6 | 3 | 11 | 31 |
| Miami | 110.2 | 108.4 | .465 | .467 | 12.7 | 13.7 | .218 | .781 | .500 | 18 | 14 | 2 | 0 | 8 | 4 | 21 | 15 |
| Milwaukee | 119.0 | 116.3 | .487 | .470 | 12.9 | 12.0 | .218 | .772 | .495 | 6 | 10 | 2 | 2 | 4 | 6 | 25 | 16 |
| Minnesota | 113.0 | 106.5* | .485 | .450* | 14.2 | 14.2 | .232 | .769 | .500 | 5 | 23 | 1 | 4 | 7 | 6 | 32 | 10 |
| New Orleans | 115.1 | 110.7 | .486 | .464 | 13.0 | 14.2 | .244 | .769 | .506 | 9 | 11 | 0 | 1 | 1 | 7 | 32 | 18 |
| New York | 112.8 | 108.2 | .465 | .470 | 13.2 | 13.2 | .294* | .761 | .527* | 10 | 23 | 1 | 1 | 4 | 1 | 32 | 16 |
| Oklahoma City | 120.1 | 112.7 | .499 | .455 | 12.7 | 15.7* | .211 | .738 | .475 | 3 | 12 | 3 | 1 | 6 | 3 | 32 | 10 |
| Orlando | 110.5 | 108.4 | .476 | .474 | 14.7 | 15.1 | .253 | .781 | .517 | 14 | 23 | 2 | 1 | 6 | 9 | 27 | 20 |
| Philadelphia | 114.6 | 111.5 | .464 | .468 | 12.0 | 14.7 | .248 | .743 | .496 | 13 | 16 | 1 | 2 | 3 | 4 | 27 | 18 |
| Phoenix | 116.2 | 113.2 | .493 | .464 | 14.9 | 12.7 | .250 | .756 | .503 | 5 | 6 | 3 | 0 | 8 | 6 | 29 | 14 |
| Portland | 106.4 | 115.4 | .439 | .491 | 15.2 | 14.3 | .275 | .740 | .508 | 24 | 6 | 5 | 3 | 5 | 6 | 5 | 38 |
| Sacramento | 116.6 | 114.8 | .477 | .480 | 13.2 | 13.9 | .245 | .784* | .515 | 9 | 12 | 5 | 1 | 6 | 5 | 26 | 19 |
| San Antonio | 112.1 | 118.6 | .462 | .487 | 15.2 | 13.4 | .229 | .764 | .496 | 13 | 6 | 3 | 2 | 5 | 7 | 12 | 31 |
| Toronto | 112.3 | 118.8 | .471 | .491 | 14.0 | 13.9 | .242 | .739 | .491 | 12 | 6 | 1 | 3 | 5 | 10 | 10 | 30 |
| Utah | 115.7 | 120.5 | .467 | .487 | 15.7 | 12.3 | .281 | .752 | .516 | 9 | 2 | 2 | 2 | 5 | 8 | 15 | 33 |
| Washington | 113.7 | 123.0 | .470 | .496 | 14.0 | 14.1 | .200 | .725 | .462 | 7 | 2 | 0 | 2 | 4 | 5 | 6 | 35 |
| COMPOSITE; 2460 games | 114.2 | | .474 | | 13.6 | | .242 | .758 | | 301 | 301 | 59 | | 171 | | 649 | |

* - League Leader

LEAGUE LEADERS (RATIOS)

RATIOS - TEAMS

| Assists Per Turnover | | | Steals Per Turnover | | | | |
|----------------------|-------------|-------------|---------------------|----------------|------------|-------------|-------------|
| Name | AST | TO | RATIO | Name | STL | TO | RATIO |
| Indiana | 2522 | 1059 | 2.38 | Philadelphia | 694 | 984 | 0.71 |
| Denver | 2415 | 1036 | 2.33 | Oklahoma City | 694 | 1039 | 0.67 |
| Boston | 2207 | 979 | 2.25 | New Orleans | 684 | 1067 | 0.64 |
| Sacramento | 2324 | 1078 | 2.16 | Chicago | 638 | 1004 | 0.64 |
| Oklahoma City | 2223 | 1039 | 2.14 | Houston | 639 | 1045 | 0.61 |
| Philadelphia | 2041 | 984 | 2.07 | Indiana | 631 | 1059 | 0.60 |
| New Orleans | 2210 | 1067 | 2.07 | Miami | 617 | 1038 | 0.59 |
| Cleveland | 2299 | 1112 | 2.07 | L.A. Clippers | 640 | 1078 | 0.59 |
| Milwaukee | 2176 | 1059 | 2.05 | Sacramento | 625 | 1078 | 0.58 |
| Dallas | 2106 | 1027 | 2.05 | Boston | 557 | 979 | 0.57 |
| Golden State | 2402 | 1174 | 2.05 | Denver | 585 | 1036 | 0.56 |
| L.A. Lakers | 2340 | 1146 | 2.04 | New York | 612 | 1085 | 0.56 |
| Chicago | 2048 | 1004 | 2.04 | Minnesota | 647 | 1162 | 0.56 |
| Miami | 2116 | 1038 | 2.04 | Orlando | 669 | 1206 | 0.55 |
| Toronto | 2335 | 1147 | 2.04 | Atlanta | 615 | 1110 | 0.55 |
| Washington | 2288 | 1147 | 1.99 | Toronto | 634 | 1147 | 0.55 |
| San Antonio | 2449 | 1242 | 1.97 | Dallas | 563 | 1027 | 0.55 |
| Atlanta | 2180 | 1110 | 1.96 | Memphis | 673 | 1236 | 0.54 |
| Brooklyn | 2102 | 1076 | 1.95 | Cleveland | 605 | 1112 | 0.54 |
| Houston | 2035 | 1045 | 1.95 | Washington | 623 | 1147 | 0.54 |
| L.A. Clippers | 2097 | 1078 | 1.95 | L.A. Lakers | 605 | 1146 | 0.53 |
| Minnesota | 2184 | 1162 | 1.88 | Milwaukee | 558 | 1059 | 0.53 |
| New York | 1998 | 1085 | 1.84 | Brooklyn | 556 | 1076 | 0.52 |
| Phoenix | 2218 | 1221 | 1.82 | Portland | 627 | 1249 | 0.50 |
| Charlotte | 2033 | 1129 | 1.80 | Phoenix | 610 | 1221 | 0.50 |
| Utah | 2232 | 1285 | 1.74 | Charlotte | 562 | 1129 | 0.50 |
| Orlando | 2023 | 1206 | 1.68 | Golden State | 572 | 1174 | 0.49 |
| Detroit | 2088 | 1248 | 1.67 | San Antonio | 584 | 1242 | 0.47 |
| Memphis | 2025 | 1236 | 1.64 | Detroit | 531 | 1248 | 0.43 |
| Portland | 1894 | 1249 | 1.52 | Utah | 537 | 1285 | 0.42 |

RATIOS - PLAYERS

| Assists Per Turnover | | | Steals Per Turnover | | | | |
|-----------------------|------------|------------|---------------------|--------------------------|------------|------------|-------------|
| Name | AST | TO | RATIO | Name | STL | TO | RATIO |
| Jones, Was. | 485 | 66 | 7.35 | Thybulle, Por. | 113 | 40 | 2.83 |
| Paul, G.S. | 393 | 76 | 5.17 | Daniels, N.O. | 85 | 59 | 1.44 |
| Haliburton, Ind. | 752 | 159 | 4.73 | Caldwell-Pope, Den. | 98 | 75 | 1.31 |
| VanVleet, Hou. | 589 | 126 | 4.67 | Caruso, Chi. | 120 | 102 | 1.18 |
| Pritchard, Bos. | 281 | 61 | 4.61 | Jones, N.O. | 105 | 93 | 1.13 |
| Conley, Min. | 449 | 102 | 4.40 | DiVincenzo, N.Y. | 107 | 113 | 0.95 |
| Jones, S.A. | 478 | 116 | 4.12 | Hartenstein, N.Y. | 87 | 93 | 0.94 |
| Hayes, Det. | 205 | 51 | 4.02 | Leonard, LA-C | 111 | 119 | 0.93 |
| Dinwiddie, Bkn.-LA-L | 356 | 91 | 3.91 | Gilgeous-Alexander, OKC. | 150 | 162 | 0.93 |
| Maxey, Phi. | 433 | 116 | 3.73 | Conley, Min. | 88 | 102 | 0.86 |
| Anderson, Min. | 331 | 91 | 3.64 | Bogdanovic, Atl. | 96 | 112 | 0.86 |
| McConnell, Ind. | 390 | 108 | 3.61 | Suggs, Orl. | 106 | 132 | 0.80 |
| Brogdon, Por. | 214 | 60 | 3.57 | VanVleet, Hou. | 101 | 126 | 0.80 |
| White, Bos. | 377 | 112 | 3.37 | Fox, Sac. | 150 | 194 | 0.77 |
| Harden, Phi.-LA-C | 614 | 185 | 3.32 | George, LA-C | 113 | 153 | 0.74 |
| Quickley, N.Y.-Tor. | 331 | 101 | 3.28 | DeRozan, Chi. | 90 | 135 | 0.67 |
| Beverley, Phi.-Mil. | 212 | 65 | 3.26 | Mitchell, Cle. | 101 | 154 | 0.66 |
| Rozier, Cha.-Mia. | 342 | 106 | 3.23 | Davis, LA-L | 91 | 159 | 0.57 |
| Dunn, Utah | 254 | 79 | 3.22 | Murray, Atl. | 111 | 201 | 0.55 |
| Schroder, Tor.-Bkn. | 488 | 153 | 3.19 | Haliburton, Ind. | 83 | 159 | 0.52 |

UTAH JAZZ



SEASON SERIES

| | 2023-24 | All-Time | Playoffs |
|----------------|------------|----------------|--------------|
| Overall | 3-1 | 103-115 | 22-22 |
| Home | 2-0 | 65-44 | 14-9 |
| Away | 1-1 | 38-70 | 8-13 |
| Neutral | 0-0 | 0-1 | 0-0 |

Preseason

Mon., Oct. 7 at Uta, 8 p.m.

Regular Season

Sat., Feb. 22 at Uta 8:30 p.m.

Thurs., March 27 at Uta 8 p.m.

Wed., April 2 vs. Uta 7 p.m.

2023-24 GAME-BY-GAME RESULTS

| DATE | GAME | FG-A | PCT | 3FG-A | PCT | FT-A | PCT | OR-DR-REB | AST | PF | ST | TO | BS | PTS |
|--------|-----------|--------|------|-------|------|-------|------|-----------|-----|----|----|----|----|-----|
| 1/20 | @ HOUSTON | 50-117 | .427 | 13-39 | .333 | 14-22 | .636 | 23-33-56 | 27 | 22 | 11 | 7 | 10 | 127 |
| 16,618 | Utah | 48-105 | .457 | 13-43 | .302 | 17-22 | .773 | 16-43-59 | 28 | 24 | 4 | 17 | 8 | 126 |
| 3/23 | @ HOUSTON | 54-97 | .557 | 27-49 | .551 | 12-14 | .857 | 12-32-44 | 31 | 26 | 7 | 9 | 3 | 147 |
| 18,055 | Utah | 40-89 | .449 | 11-37 | .297 | 28-33 | .848 | 12-28-40 | 24 | 11 | 2 | 10 | 4 | 119 |
| 3/29 | HOUSTON | 35-91 | .385 | 13-42 | .310 | 18-28 | .643 | 15-30-45 | 19 | 18 | 10 | 10 | 6 | 101 |
| 18,206 | @ Utah | 37-80 | .462 | 8-31 | .258 | 18-19 | .947 | 11-40-51 | 23 | 23 | 4 | 21 | 9 | 100 |
| 4/11 | HOUSTON | 40-95 | .421 | 21-47 | .447 | 20-22 | .909 | 16-23-39 | 22 | 18 | 8 | 10 | 6 | 121 |
| 18,206 | @ Utah | 44-87 | .506 | 14-39 | .359 | 22-27 | .815 | 15-34-49 | 27 | 20 | 8 | 16 | 3 | 124 |

ROCKETS vs. JAZZ 2023-24

| PLAYER | G-GS | MIN | FG-FGA | PCT | 3FG-FGA | PCT | FT-FTA | PCT | REBOUNDS | | | AST | PF-DO | STL | TO | BLK | PTS | AVG |
|-------------|------|-----|---------|------|---------|-------|--------|-------|----------|-----|-----|-----|-------|-----|----|-----|-----|-------|
| | | | | | | | | | OFF | DEF | TOT | | | | | | | |
| Sengun | 1-1 | 42 | 15-26 | .577 | 1-1 | 1.000 | 6-10 | .600 | 8 | 6 | 14 | 6 | 4-0 | 1 | 1 | 1 | 37 | 37.0 |
| VanVleet | 4-4 | 144 | 40-89 | .449 | 25-52 | .481 | 11-12 | .917 | 5 | 12 | 17 | 27 | 16-1 | 9 | 6 | 7 | 116 | 29.0 |
| Ja. Green | 4-4 | 119 | 30-65 | .462 | 12-33 | .364 | 13-19 | .684 | 3 | 14 | 17 | 15 | 7-0 | 4 | 11 | 0 | 85 | 21.3 |
| Whitmore | 2-0 | 54 | 11-24 | .458 | 8-14 | .571 | 5-7 | .714 | 1 | 8 | 9 | 5 | 3-0 | 0 | 4 | 4 | 35 | 17.5 |
| Smith Jr. | 4-4 | 109 | 18-40 | .450 | 8-20 | .400 | 6-9 | .667 | 4 | 16 | 20 | 6 | 5-0 | 4 | 0 | 4 | 50 | 12.5 |
| Thompson | 4-3 | 124 | 16-39 | .410 | 0-3 | .000 | 11-16 | .688 | 25 | 17 | 42 | 17 | 7-0 | 7 | 6 | 3 | 43 | 10.8 |
| Je. Green | 4-0 | 83 | 14-32 | .438 | 9-19 | .474 | 5-5 | 1.000 | 4 | 13 | 17 | 3 | 4-0 | 0 | 1 | 2 | 42 | 10.5 |
| Brooks | 4-4 | 109 | 13-39 | .333 | 4-13 | .308 | 2-2 | 1.000 | 5 | 12 | 17 | 6 | 14-0 | 3 | 2 | 0 | 32 | 8.0 |
| Landale | 3-0 | 71 | 7-11 | .636 | 1-3 | .333 | 2-2 | 1.000 | 4 | 4 | 8 | 5 | 12-0 | 1 | 4 | 2 | 17 | 5.7 |
| Holiday | 4-0 | 51 | 7-16 | .438 | 3-10 | .300 | 2-2 | 1.000 | 2 | 1 | 3 | 5 | 4-0 | 3 | 1 | 0 | 19 | 4.8 |
| Williams | 1-0 | 9 | 2-3 | .667 | 0-0 | --- | 0-0 | --- | 1 | 2 | 3 | 0 | 1-0 | 1 | 0 | 0 | 4 | 4.0 |
| Tale | 3-0 | 36 | 4-8 | .500 | 1-2 | .500 | 1-2 | .500 | 3 | 4 | 7 | 4 | 5-0 | 1 | 0 | 2 | 10 | 3.3 |
| Bullock Jr. | 3-0 | 32 | 2-7 | .286 | 2-7 | .286 | 0-0 | --- | 1 | 8 | 9 | 0 | 2-0 | 2 | 0 | 0 | 6 | 2.0 |
| Marjanovic | 1-0 | 3 | 0-1 | .000 | 0-0 | --- | 0-0 | --- | 0 | 1 | 1 | 0 | 0-0 | 0 | 0 | 0 | 0 | 0.0 |
| ROCKETS | 4 | 985 | 179-400 | .448 | 74-177 | .418 | 64-86 | .744 | 66 | 118 | 184 | 99 | 84-1 | 36 | 36 | 25 | 496 | 124.0 |

JAZZ vs. ROCKETS 2023-24

| PLAYER | G-GS | MIN | FG-FGA | PCT | 3FG-FGA | PCT | FT-FTA | PCT | REBOUNDS | | | AST | PF-DO | STL | TO | BLK | PTS | AVG |
|---------------|------|-----|---------|------|---------|------|--------|-------|----------|-----|-----|-----|-------|-----|----|-----|-----|-------|
| | | | | | | | | | OFF | DEF | TOT | | | | | | | |
| Clarkson | 1-0 | 39 | 12-25 | .480 | 4-10 | .400 | 5-5 | 1.000 | 2 | 10 | 12 | 4 | 1-0 | 0 | 3 | 0 | 33 | 33.0 |
| Sexton | 3-3 | 120 | 28-65 | .431 | 3-13 | .231 | 18-20 | .900 | 6 | 5 | 11 | 18 | 8-0 | 4 | 6 | 2 | 77 | 25.7 |
| Markkanen | 1-1 | 39 | 8-18 | .444 | 3-11 | .273 | 3-4 | .750 | 3 | 6 | 9 | 1 | 2-0 | 0 | 3 | 0 | 22 | 22.0 |
| Samanic | 1-1 | 34 | 7-17 | .412 | 1-7 | .143 | 7-9 | .778 | 3 | 3 | 6 | 2 | 2-0 | 1 | 2 | 0 | 22 | 22.0 |
| Collins | 3-3 | 71 | 20-32 | .625 | 6-11 | .545 | 16-17 | .941 | 6 | 17 | 23 | 3 | 9-0 | 1 | 2 | 2 | 62 | 20.7 |
| Horton-Tucker | 1-0 | 29 | 5-13 | .385 | 2-6 | .333 | 4-4 | 1.000 | 1 | 4 | 5 | 5 | 5-0 | 0 | 1 | 2 | 16 | 16.0 |
| Lewis | 1-0 | 25 | 4-9 | .444 | 1-3 | .333 | 3-4 | .750 | 1 | 4 | 5 | 4 | 0-0 | 0 | 2 | 0 | 12 | 12.0 |
| George | 4-3 | 103 | 15-42 | .357 | 5-21 | .238 | 9-11 | .818 | 0 | 10 | 10 | 18 | 7-0 | 2 | 16 | 0 | 44 | 11.0 |
| Sensabaugh | 3-1 | 76 | 10-34 | .294 | 6-26 | .231 | 7-8 | .875 | 2 | 12 | 14 | 12 | 3-0 | 1 | 4 | 0 | 33 | 11.0 |
| Fontecchio | 1-1 | 29 | 4-7 | .571 | 2-5 | .400 | 0-0 | --- | 2 | 5 | 7 | 3 | 2-0 | 0 | 1 | 0 | 10 | 10.0 |
| Juzang | 3-2 | 69 | 11-17 | .647 | 5-10 | .500 | 3-3 | 1.000 | 1 | 3 | 4 | 5 | 7-0 | 0 | 5 | 1 | 30 | 10.0 |
| Yurtseven | 1-1 | 19 | 5-9 | .556 | 0-1 | .000 | 0-0 | --- | 2 | 3 | 5 | 0 | 0-0 | 0 | 0 | 0 | 10 | 10.0 |
| Lofton | 1-0 | 27 | 5-7 | .714 | 2-3 | .667 | 2-4 | .500 | 5 | 4 | 9 | 5 | 3-0 | 2 | 2 | 1 | 14 | 14.0 |
| Bazley | 1-0 | 23 | 4-5 | .800 | 0-1 | .000 | 0-0 | --- | 2 | 5 | 7 | 2 | 0-0 | 0 | 1 | 2 | 8 | 8.0 |
| Dunn | 3-1 | 55 | 10-16 | .625 | 2-5 | .400 | 1-2 | .500 | 3 | 14 | 17 | 8 | 8-1 | 2 | 2 | 3 | 23 | 7.7 |
| Kessler | 3-0 | 78 | 8-14 | .571 | 0-0 | --- | 7-10 | .700 | 8 | 17 | 25 | 5 | 9-1 | 1 | 7 | 8 | 23 | 7.7 |
| Hendricks | 3-3 | 81 | 9-19 | .474 | 4-11 | .364 | 0-0 | --- | 4 | 15 | 19 | 6 | 6-0 | 3 | 2 | 4 | 22 | 7.3 |
| Olynyk | 1-0 | 16 | 3-5 | .600 | 0-1 | .000 | 0-0 | --- | 0 | 3 | 3 | 1 | 4-0 | 1 | 1 | 0 | 6 | 6.0 |
| Potter | 3-0 | 39 | 1-6 | .167 | 0-4 | .000 | 0-0 | --- | 3 | 5 | 8 | 0 | 2-0 | 0 | 0 | 0 | 2 | 0.7 |
| Agbaji | 1-0 | 13 | 0-1 | .000 | 0-1 | .000 | 0-0 | --- | 0 | 0 | 0 | 0 | 0-0 | 0 | 1 | 3 | 0 | 0.0 |
| JAZZ | 4 | 985 | 169-361 | .468 | 46-150 | .307 | 85-101 | .842 | 54 | 145 | 199 | 102 | 78-2 | 18 | 64 | 28 | 469 | 117.3 |

OKLAHOMA CITY THUNDER



SEASON SERIES

| | 2023-24 | All-Time | Playoffs |
|----------------|------------|----------------|--------------|
| Overall | 2-2 | 117-121 | 21-28 |
| Home | 1-1 | 73-43 | 12-9 |
| Away | 1-1 | 40-74 | 5-16 |
| Neutral | 0-0 | 4-4 | 4-3 |

Preseason

Wed., Oct. 9 at OKC, 7 p.m.

Regular Season

Fri., Nov. 8 at OKC, 7 p.m.

Sun., Dec. 1 vs. OKC 6 p.m.

Mon., March 3 at OKC, 7 p.m.

Fri., April 4 vs. OKC, 7 p.m.

2023-24 GAME-BY-GAME RESULTS

| DATE | GAME | FG-A | PCT | 3FG-A | PCT | FT-A | PCT | OR-DR-REB | AST | PF | ST | TO | BS | PTS |
|--------|-----------------|--------|------|-------|------|-------|------|-----------|-----|----|----|----|----|-----|
| 12/6 | @ HOUSTON | 40-83 | .482 | 15-33 | .455 | 15-22 | .682 | 10-43-53 | 28 | 16 | 6 | 21 | 5 | 110 |
| 16,291 | Oklahoma City | 37-87 | .425 | 8-29 | .276 | 19-24 | .792 | 4-26-30 | 22 | 21 | 14 | 9 | 10 | 101 |
| 2/25 | @ HOUSTON | 38-93 | .409 | 16-41 | .390 | 18-23 | .783 | 13-37-50 | 18 | 16 | 6 | 18 | 7 | 110 |
| 18,055 | Oklahoma City | 46-97 | .474 | 17-35 | .486 | 14-15 | .933 | 10-38-48 | 30 | 22 | 12 | 12 | 8 | 123 |
| 2/27 | HOUSTON | 37-95 | .389 | 9-39 | .231 | 12-18 | .667 | 12-34-46 | 22 | 16 | 5 | 15 | 8 | 95 |
| 17,164 | @ Oklahoma City | 44-93 | .473 | 10-27 | .370 | 14-18 | .778 | 12-43-55 | 19 | 14 | 7 | 15 | 8 | 112 |
| 3/27 | HOUSTON | 50-104 | .481 | 15-43 | .349 | 17-23 | .739 | 16-34-50 | 25 | 24 | 10 | 16 | 3 | 132 |
| 17,438 | @ Oklahoma City | 47-96 | .490 | 14-38 | .368 | 18-24 | .750 | 13-36-49 | 26 | 24 | 7 | 19 | 7 | 126 |

ROCKETS vs. THUNDER 2023-24

| PLAYER | G-GS | MIN | FG-FGA | PCT | 3FG-FGA | PCT | FT-FTA | PCT | REBOUNDS | | | AST | PF-DO | STL | TO | BLK | PTS | AVG |
|-------------|------|-----|---------|------|---------|------|--------|-------|----------|-----|-----|-----|-------|-----|----|-----|-----|-------|
| | | | | | | | | | OFF | DEF | TOT | | | | | | | |
| Sengun | 3-3 | 101 | 22-38 | .579 | 1-6 | .167 | 18-30 | .600 | 9 | 20 | 29 | 15 | 10-0 | 4 | 15 | 5 | 63 | 21.0 |
| Ja. Green | 4-4 | 131 | 31-66 | .470 | 11-25 | .440 | 6-6 | 1.000 | 4 | 26 | 30 | 15 | 9-0 | 2 | 13 | 3 | 79 | 19.8 |
| Brooks | 4-4 | 147 | 24-54 | .444 | 10-29 | .345 | 5-7 | .714 | 4 | 10 | 14 | 9 | 8-0 | 2 | 7 | 2 | 63 | 15.8 |
| Smith Jr. | 4-4 | 144 | 19-45 | .422 | 8-21 | .381 | 14-17 | .824 | 11 | 40 | 51 | 7 | 8-0 | 2 | 8 | 1 | 60 | 15.0 |
| VanVleet | 4-4 | 155 | 18-53 | .340 | 9-31 | .290 | 4-4 | 1.000 | 2 | 9 | 11 | 23 | 11-0 | 8 | 10 | 1 | 49 | 12.3 |
| Thompson | 3-1 | 77 | 13-33 | .394 | 0-5 | .000 | 7-10 | .700 | 11 | 18 | 29 | 5 | 9-0 | 3 | 4 | 4 | 33 | 11.0 |
| Holiday | 4-0 | 64 | 17-33 | .515 | 9-14 | .643 | 0-0 | --- | 4 | 5 | 9 | 7 | 4-0 | 1 | 1 | 1 | 43 | 10.8 |
| Whitmore | 2-0 | 33 | 8-18 | .444 | 2-7 | .286 | 3-4 | .750 | 0 | 4 | 4 | 1 | 3-0 | 2 | 2 | 1 | 21 | 10.5 |
| Eason | 1-0 | 22 | 2-6 | .333 | 2-4 | .500 | 3-4 | .750 | 2 | 6 | 8 | 4 | 2-0 | 0 | 1 | 2 | 9 | 9.0 |
| Je. Green | 3-0 | 46 | 6-14 | .429 | 2-9 | .222 | 0-0 | --- | 0 | 2 | 2 | 5 | 2-0 | 0 | 1 | 2 | 14 | 4.7 |
| Landale | 3-0 | 24 | 3-7 | .429 | 0-0 | --- | 1-3 | .333 | 3 | 3 | 6 | 1 | 1-0 | 1 | 1 | 0 | 7 | 2.3 |
| Bullock Jr. | 3-0 | 15 | 2-5 | .400 | 1-4 | .250 | 1-1 | 1.000 | 0 | 4 | 4 | 0 | 2-0 | 0 | 1 | 0 | 6 | 2.0 |
| Tate | 3-0 | 26 | 0-3 | .000 | 0-1 | .000 | 0-0 | --- | 1 | 1 | 2 | 1 | 3-0 | 2 | 4 | 1 | 0 | 0.0 |
| ROCKETS | 4 | 985 | 165-375 | .440 | 55-156 | .353 | 62-86 | .721 | 51 | 148 | 199 | 93 | 72-0 | 27 | 70 | 23 | 447 | 111.8 |

THUNDER vs. ROCKETS 2023-24

| PLAYER | G-GS | MIN | FG-FGA | PCT | 3FG-FGA | PCT | FT-FTA | PCT | REBOUNDS | | | AST | PF-DO | STL | TO | BLK | PTS | AVG |
|--------------------|------|-----|---------|-------|---------|-------|--------|-------|----------|-----|-----|-----|-------|-----|----|-----|-----|-------|
| | | | | | | | | | OFF | DEF | TOT | | | | | | | |
| Gilgeous-Alexander | 3-3 | 105 | 37-62 | .597 | 6-9 | .667 | 20-24 | .833 | 2 | 14 | 16 | 16 | 8-0 | 10 | 8 | 2 | 100 | 33.3 |
| Jal. Williams | 4-4 | 142 | 34-75 | .453 | 7-20 | .350 | 7-7 | 1.000 | 3 | 16 | 19 | 23 | 12-0 | 5 | 10 | 3 | 82 | 20.5 |
| Giddey | 4-4 | 100 | 22-47 | .468 | 3-11 | .273 | 8-13 | .615 | 10 | 17 | 27 | 19 | 11-0 | 5 | 5 | 2 | 55 | 13.8 |
| Holmgren | 4-4 | 111 | 19-40 | .475 | 6-18 | .333 | 9-9 | 1.000 | 5 | 28 | 33 | 11 | 15-1 | 3 | 10 | 15 | 53 | 13.3 |
| Mann | 1-0 | 24 | 4-8 | .500 | 2-4 | .500 | 0-0 | --- | 0 | 3 | 3 | 4 | 0-0 | 2 | 1 | 0 | 10 | 10.0 |
| Hayward | 3-0 | 53 | 6-15 | .400 | 3-3 | 1.000 | 3-5 | .600 | 3 | 7 | 10 | 3 | 1-0 | 1 | 1 | 0 | 18 | 6.0 |
| Wiggins | 4-0 | 71 | 13-21 | .619 | 2-5 | .400 | 5-6 | .833 | 5 | 4 | 9 | 1 | 4-0 | 2 | 1 | 3 | 33 | 8.3 |
| Dort | 4-4 | 102 | 8-33 | .242 | 5-18 | .278 | 10-10 | 1.000 | 2 | 13 | 15 | 5 | 9-0 | 2 | 3 | 2 | 31 | 7.8 |
| Joe | 4-0 | 80 | 10-22 | .455 | 6-13 | .462 | 1-1 | 1.000 | 1 | 8 | 9 | 7 | 5-0 | 3 | 5 | 0 | 27 | 6.8 |
| Wallace | 4-1 | 82 | 7-20 | .350 | 3-10 | .300 | 0-2 | .000 | 1 | 8 | 9 | 3 | 5-0 | 3 | 1 | 3 | 17 | 4.3 |
| Jay. Williams | 4-0 | 57 | 6-14 | .429 | 3-9 | .333 | 2-2 | 1.000 | 1 | 12 | 13 | 3 | 5-0 | 2 | 3 | 1 | 17 | 4.3 |
| K. Williams | 4-0 | 51 | 6-13 | .462 | 3-9 | .333 | 0-2 | .000 | 5 | 12 | 17 | 2 | 6-0 | 1 | 0 | 2 | 15 | 3.8 |
| Johnson | 1-0 | 2 | 1-2 | .500 | 0-0 | --- | 0-0 | --- | 1 | 0 | 1 | 0 | 0-0 | 1 | 0 | 0 | 2 | 2.0 |
| Muscala | 1-0 | 4 | 1-1 | 1.000 | 0-0 | --- | 0-0 | --- | 0 | 1 | 1 | 0 | 0-0 | 0 | 1 | 0 | 2 | 2.0 |
| THUNDER | 4 | 985 | 174-373 | .466 | 49-129 | .380 | 65-81 | .802 | 39 | 143 | 182 | 97 | 81-1 | 40 | 55 | 33 | 462 | 115.5 |

NEW ORLEANS PELICANS



SEASON SERIES

| | 2023-24 | All-Time | Playoffs |
|----------------|------------|--------------|------------|
| Overall | 2-2 | 44-38 | 0-0 |
| Home | 1-1 | 26-15 | 0-0 |
| Away | 1-1 | 18-23 | 0-0 |
| Neutral | 0-0 | 0-0 | 0-0 |

Preseason

Tues., Oct. 15 vs. N.O., 7 p.m.

Regular Season

Thurs., Dec. 19 vs. N.O., 7 p.m.

Thurs., Dec. 26 at N.O., 7 p.m.

Thurs., March 6 at N.O., 7 p.m.

Sat., March 8 vs. N.O., 6 p.m.

2023-24 GAME-BY-GAME RESULTS

| DATE | GAME | FG-A | PCT | 3FG-A | PCT | FT-A | PCT | OR-DR-REB | AST | PF | ST | TO | BS | PTS |
|--------|---------------|-------|------|-------|------|-------|------|-----------|-----|----|----|----|----|-----|
| 11/10 | @ HOUSTON | 36-88 | .409 | 10-35 | .286 | 22-28 | .786 | 9-33-42 | 20 | 22 | 9 | 9 | 5 | 104 |
| 16,236 | New Orleans | 34-75 | .453 | 8-25 | .320 | 25-34 | .735 | 8-31-49 | 12 | 26 | 6 | 18 | 6 | 101 |
| 12/23 | HOUSTON | 35-82 | .427 | 9-29 | .310 | 27-35 | .771 | 13-31-44 | 21 | 20 | 9 | 12 | 2 | 106 |
| 17,399 | @ New Orleans | 38-82 | .463 | 8-31 | .258 | 20-29 | .690 | 13-33-46 | 21 | 22 | 9 | 16 | 7 | 104 |
| 1/31 | @ HOUSTON | 35-87 | .402 | 13-44 | .295 | 16-17 | .941 | 5-24-29 | 19 | 21 | 11 | 5 | 2 | 99 |
| 18,055 | New Orleans | 41-82 | .500 | 11-34 | .324 | 17-24 | .708 | 12-44-56 | 20 | 22 | 3 | 16 | 6 | 110 |
| 2/22 | HOUSTON | 36-82 | .439 | 15-41 | .366 | 18-28 | .643 | 12-32-44 | 27 | 18 | 6 | 24 | 5 | 105 |
| 17,421 | @ New Orleans | 50-96 | .521 | 16-41 | .390 | 11-18 | .611 | 9-34-43 | 35 | 21 | 16 | 14 | 6 | 127 |

ROCKETS vs. PELICANS 2023-24

| PLAYER | G-GS | MIN | FG-FGA | PCT | 3FG-FGA | PCT | FT-FTA | PCT | REBOUNDS | | | AST | PF-DO | STL | TO | BLK | PTS | AVG |
|-------------|------|-----|---------|------|---------|------|--------|-------|----------|-----|-----|-----|-------|-----|----|-----|-----|-------|
| | | | | | | | | | OFF | DEF | TOT | | | | | | | |
| Sengun | 4-4 | 133 | 32-56 | .571 | 2-5 | .400 | 25-34 | .735 | 12 | 26 | 38 | 16 | 13-0 | 6 | 11 | 2 | 91 | 22.8 |
| Ja. Green | 4-4 | 119 | 23-60 | .383 | 9-32 | .281 | 20-22 | .909 | 1 | 15 | 16 | 9 | 6-0 | 5 | 10 | 2 | 75 | 18.8 |
| Whitmore | 2-0 | 45 | 11-23 | .478 | 5-15 | .333 | 3-6 | .500 | 1 | 3 | 4 | 0 | 2-0 | 1 | 2 | 2 | 30 | 15.0 |
| VanVleet | 4-4 | 144 | 18-46 | .391 | 10-28 | .357 | 7-9 | .778 | 2 | 7 | 9 | 22 | 7-0 | 6 | 6 | 1 | 53 | 13.3 |
| Thompson | 3-0 | 55 | 12-20 | .600 | 1-5 | .200 | 9-13 | .692 | 4 | 7 | 11 | 4 | 4-0 | 2 | 3 | 3 | 34 | 11.3 |
| Smith Jr. | 4-4 | 109 | 15-33 | .455 | 7-15 | .467 | 4-6 | .667 | 6 | 17 | 23 | 5 | 9-0 | 2 | 5 | 1 | 41 | 10.3 |
| Brooks | 4-4 | 107 | 11-31 | .355 | 7-17 | .412 | 6-9 | .667 | 0 | 12 | 12 | 10 | 15-0 | 3 | 1 | 1 | 35 | 8.8 |
| Eason | 2-0 | 39 | 5-19 | .263 | 0-4 | .000 | 0-0 | --- | 3 | 9 | 12 | 0 | 8-0 | 2 | 0 | 2 | 10 | 5.0 |
| Je. Green | 4-0 | 68 | 4-15 | .267 | 2-8 | .250 | 5-5 | 1.000 | 4 | 6 | 10 | 6 | 6-0 | 0 | 1 | 0 | 15 | 3.8 |
| Tate | 4-0 | 53 | 7-16 | .438 | 1-7 | .143 | 0-0 | --- | 2 | 12 | 14 | 6 | 8-0 | 5 | 4 | 0 | 15 | 3.8 |
| Bullock Jr. | 1-0 | 10 | 1-3 | .333 | 1-3 | .333 | 0-0 | --- | 0 | 0 | 0 | 0 | 1-0 | 0 | 0 | 0 | 3 | 3.0 |
| Holiday | 4-0 | 55 | 2-14 | .143 | 2-10 | .200 | 4-4 | 1.000 | 1 | 2 | 3 | 5 | 1-0 | 2 | 3 | 0 | 10 | 2.5 |
| Landale | 2-0 | 19 | 1-3 | .333 | 0-0 | --- | 0-0 | --- | 2 | 4 | 6 | 3 | 1-0 | 1 | 0 | 0 | 2 | 1.0 |
| Hinton | 1-0 | 1 | 0-0 | --- | 0-0 | --- | 0-0 | --- | 0 | 0 | 0 | 0 | 0-0 | 0 | 0 | 0 | 0 | 0.0 |
| Samuels Jr. | 1-0 | 1 | 0-0 | --- | 0-0 | --- | 0-0 | --- | 0 | 0 | 0 | 0 | 0-0 | 0 | 0 | 0 | 0 | 0.0 |
| Williams | 1-0 | 2 | 0-0 | --- | 0-0 | --- | 0-0 | --- | 1 | 0 | 1 | 1 | 0-0 | 0 | 1 | 0 | 0 | 0.0 |
| ROCKETS | 4 | 960 | 142-339 | .419 | 47-149 | .315 | 83-108 | .769 | 39 | 120 | 159 | 87 | 81-0 | 35 | 50 | 14 | 414 | 103.5 |

PELICANS vs. ROCKETS 2023-24

| PLAYER | G-GS | MIN | FG-FGA | PCT | 3FG-FGA | PCT | FT-FTA | PCT | REBOUNDS | | | AST | PF-DO | STL | TO | BLK | PTS | AVG |
|---------------|------|-----|---------|-------|---------|------|--------|-------|----------|-----|-----|-----|-------|-----|----|-----|-----|-------|
| | | | | | | | | | OFF | DEF | TOT | | | | | | | |
| Williamson | 3-3 | 103 | 31-53 | .585 | 1-2 | .500 | 16-25 | .640 | 5 | 14 | 19 | 14 | 7-0 | 4 | 11 | 3 | 79 | 26.3 |
| Ingram | 3-3 | 111 | 26-55 | .473 | 3-16 | .188 | 19-25 | .760 | 5 | 14 | 19 | 14 | 8-0 | 0 | 10 | 5 | 74 | 24.7 |
| McCollum | 3-3 | 101 | 22-47 | .468 | 9-24 | .375 | 7-9 | .778 | 2 | 14 | 16 | 11 | 6-0 | 2 | 9 | 3 | 60 | 20.0 |
| Valanciunas | 4-4 | 115 | 31-50 | .620 | 3-6 | .500 | 5-10 | .500 | 12 | 36 | 48 | 12 | 20-2 | 3 | 12 | 6 | 70 | 17.5 |
| Murphy | 3-2 | 96 | 13-35 | .371 | 8-27 | .296 | 6-9 | .667 | 2 | 13 | 15 | 2 | 6-0 | 5 | 3 | 3 | 40 | 13.3 |
| Jones | 2-2 | 55 | 8-17 | .471 | 5-9 | .556 | 2-3 | .667 | 4 | 4 | 8 | 5 | 5-0 | 7 | 1 | 0 | 23 | 11.5 |
| Alvarado | 3-0 | 44 | 8-15 | .533 | 4-10 | .400 | 2-4 | .500 | 1 | 4 | 5 | 7 | 7-0 | 1 | 4 | 3 | 22 | 7.3 |
| Marshall | 3-0 | 63 | 7-11 | .636 | 3-5 | .600 | 5-7 | .714 | 1 | 10 | 11 | 7 | 5-0 | 1 | 0 | 1 | 22 | 7.3 |
| Hawkins | 3-1 | 82 | 6-22 | .273 | 5-17 | .294 | 3-4 | .750 | 2 | 13 | 15 | 3 | 10-1 | 2 | 4 | 0 | 20 | 6.7 |
| Daniels | 3-2 | 78 | 6-15 | .400 | 1-8 | .125 | 6-6 | 1.000 | 4 | 11 | 15 | 5 | 4-0 | 2 | 5 | 0 | 19 | 6.3 |
| Robinson-Earl | 3-0 | 33 | 4-7 | .571 | 1-4 | .250 | 0-0 | --- | 0 | 4 | 4 | 2 | 3-0 | 2 | 0 | 1 | 9 | 3.0 |
| Zeller | 2-0 | 6 | 1-1 | 1.000 | 0-0 | --- | 1-1 | 1.000 | 1 | 2 | 3 | 1 | 1-0 | 1 | 0 | 0 | 3 | 1.5 |
| Nance Jr. | 3-0 | 42 | 0-3 | .000 | 0-2 | .000 | 1-2 | .500 | 3 | 10 | 13 | 5 | 7-0 | 1 | 3 | 0 | 1 | 0.3 |
| Ryan | 2-0 | 18 | 0-1 | .000 | 0-1 | .000 | 0-0 | --- | 0 | 2 | 2 | 0 | 2-0 | 2 | 1 | 0 | 0 | 0.0 |
| Seabron | 1-0 | 12 | 0-3 | .000 | 0-0 | --- | 0-0 | --- | 0 | 1 | 1 | 0 | 0-0 | 1 | 0 | 0 | 0 | 0.0 |
| PELICANS | 4 | 960 | 163-335 | .487 | 43-131 | .328 | 73-105 | .695 | 42 | 152 | 194 | 88 | 91-3 | 34 | 64 | 25 | 442 | 110.5 |

SAN ANTONIO SPURS



SEASON SERIES

| | 2023-24 | All-Time | Playoffs |
|----------------|------------|------------|------------|
| Overall | 0-0 | 0-0 | 0-0 |
| Home | 0-0 | 0-0 | 0-0 |
| Away | 0-0 | 0-0 | 0-0 |
| Neutral | 0-0 | 0-0 | 0-0 |

Preseason

Thurs., Oct. 17 vs. S.A. 7 p.m.

Regular Season

Sat., Oct. 26 at S.A. 7:30 p.m.

Mon., Oct. 28 at S.A., 7 p.m.

Wed., Nov. 6 vs. S.A. 7 p.m.

Wed., Feb. 26 vs. S.A. 8:30 p.m.

2023-24 GAME-BY-GAME RESULTS

| DATE | GAME | FG-A | PCT | 3FG-A | PCT | FT-A | PCT | OR-DR-REB | AST | PF | ST | TO | BS | PTS |
|--------|---------------|--------|------|-------|------|-------|------|-----------|-----|----|----|----|----|-----|
| 10/27 | HOUSTON | 52-100 | .520 | 8-32 | .250 | 10-20 | .500 | 11-32-43 | 30 | 26 | 7 | 18 | 2 | 122 |
| 18,354 | @ San Antonio | 46-94 | .489 | 13-42 | .310 | 21-28 | .750 | 12-31-43 | 32 | 17 | 11 | 18 | 4 | 126 |
| 12/11 | @ HOUSTON | 32-93 | .344 | 12-39 | .308 | 17-20 | .850 | 15-45-60 | 20 | 18 | 7 | 16 | 2 | 93 |
| 16,481 | San Antonio | 31-87 | .356 | 5-41 | .122 | 15-22 | .682 | 9-42-51 | 20 | 14 | 9 | 17 | 5 | 82 |
| 3/5 | @ HOUSTON | 49-105 | .467 | 9-34 | .265 | 7-11 | .636 | 16-35-51 | 23 | 15 | 15 | 7 | 5 | 114 |
| 16,734 | San Antonio | 38-87 | .437 | 12-36 | .333 | 13-16 | .812 | 12-38-50 | 24 | 12 | 1 | 19 | 10 | 101 |
| 3/12 | HOUSTON | 37-80 | .462 | 10-32 | .312 | 19-21 | .905 | 8-28-36 | 21 | 19 | 10 | 13 | 5 | 103 |
| 18,751 | @ San Antonio | 39-82 | .476 | 11-36 | .306 | 12-14 | .857 | 10-32-42 | 30 | 20 | 9 | 15 | 5 | 101 |

ROCKETS vs. SPURS 2023-24

| PLAYER | G-GS | MIN | FG-FGA | PCT | 3FG-FGA | PCT | FT-FTA | PCT | REBOUNDS | | | AST | PF-DO | STL | TO | BLK | PTS | AVG |
|-------------|------|-----|---------|-------|---------|------|--------|-------|----------|-----|-----|-----|-------|-----|----|-----|-----|-------|
| | | | | | | | | | OFF | DEF | TOT | | | | | | | |
| Sengun | 3-3 | 108 | 36-62 | .581 | 4-7 | .571 | 9-17 | .529 | 14 | 25 | 39 | 14 | 12-1 | 9 | 14 | 3 | 85 | 28.3 |
| VanVleet | 4-4 | 160 | 31-68 | .456 | 14-39 | .359 | 6-7 | .857 | 1 | 24 | 25 | 34 | 10-0 | 8 | 9 | 2 | 82 | 20.5 |
| Whitmore | 1-0 | 20 | 9-16 | .563 | 1-4 | .250 | 0-0 | --- | 4 | 4 | 8 | 1 | 0-0 | 1 | 1 | 0 | 19 | 19.0 |
| Eason | 1-0 | 27 | 8-16 | .500 | 2-5 | .400 | 0-1 | .000 | 4 | 10 | 14 | 1 | 2-0 | 2 | 2 | 0 | 18 | 18.0 |
| Ja. Green | 4-4 | 138 | 28-69 | .406 | 6-26 | .231 | 6-7 | .857 | 2 | 15 | 17 | 13 | 4-0 | 1 | 6 | 0 | 68 | 17.0 |
| Smith Jr. | 4-4 | 131 | 14-45 | .311 | 4-17 | .235 | 7-10 | .700 | 10 | 23 | 33 | 7 | 11-0 | 4 | 4 | 2 | 39 | 9.8 |
| Brooks | 4-4 | 135 | 14-39 | .359 | 3-17 | .176 | 2-2 | 1.000 | 1 | 10 | 11 | 7 | 15-1 | 3 | 7 | 0 | 33 | 8.3 |
| Je. Green | 4-0 | 59 | 8-13 | .615 | 2-4 | .500 | 12-13 | .923 | 1 | 4 | 5 | 3 | 4-0 | 1 | 0 | 1 | 30 | 7.5 |
| Landale | 2-0 | 37 | 6-12 | .500 | 1-3 | .333 | 0-0 | --- | 6 | 6 | 12 | 5 | 7-0 | 3 | 1 | 1 | 13 | 6.5 |
| Holiday | 3-0 | 32 | 4-14 | .286 | 1-6 | .167 | 6-6 | 1.000 | 1 | 2 | 3 | 1 | 4-0 | 0 | 0 | 0 | 15 | 5.0 |
| Marjanovic | 1-0 | 7 | 2-2 | 1.000 | 0-0 | --- | 0-0 | --- | 0 | 0 | 0 | 1 | 1-0 | 0 | 0 | 0 | 4 | 4.0 |
| Thompson | 4-1 | 65 | 5-12 | .417 | 0-4 | .000 | 4-8 | .500 | 4 | 12 | 16 | 7 | 5-0 | 2 | 3 | 3 | 14 | 3.5 |
| Tate | 3-0 | 36 | 4-6 | .667 | 1-2 | .500 | 1-1 | 1.000 | 2 | 2 | 4 | 0 | 2-0 | 3 | 3 | 2 | 10 | 3.3 |
| Bullock Jr. | 3-0 | 28 | 1-4 | .250 | 0-3 | .000 | 0-0 | --- | 0 | 3 | 3 | 0 | 1-0 | 2 | 1 | 0 | 2 | 0.7 |
| ROCKETS | 4 | 985 | 170-378 | .450 | 39-137 | .285 | 53-72 | .736 | 50 | 140 | 190 | 94 | 78-2 | 39 | 54 | 14 | 432 | 108.0 |

SPURS vs. ROCKETS 2023-24

| PLAYER | G-GS | MIN | FG-FGA | PCT | 3FG-FGA | PCT | FT-FTA | PCT | REBOUNDS | | | AST | PF-DO | STL | TO | BLK | PTS | AVG |
|----------------|------|-----|---------|-------|---------|------|--------|-------|----------|-----|-----|-----|-------|-----|----|-----|-----|-------|
| | | | | | | | | | OFF | DEF | TOT | | | | | | | |
| Vassell | 4-4 | 146 | 23-54 | .426 | 6-23 | .261 | 15-22 | .682 | 5 | 17 | 22 | 13 | 4-0 | 1 | 6 | 1 | 67 | 16.8 |
| K. Johnson | 3-2 | 105 | 16-40 | .400 | 6-21 | .286 | 12-14 | .857 | 5 | 12 | 17 | 8 | 7-0 | 4 | 7 | 1 | 50 | 16.7 |
| Wembanyama | 4-4 | 126 | 23-56 | .411 | 5-24 | .208 | 8-10 | .800 | 10 | 41 | 51 | 13 | 11-0 | 4 | 17 | 17 | 59 | 14.8 |
| Sochan | 4-4 | 127 | 22-48 | .458 | 4-18 | .222 | 9-9 | 1.000 | 8 | 19 | 27 | 11 | 10-0 | 4 | 8 | 1 | 57 | 14.3 |
| Branham | 4-1 | 97 | 20-41 | .488 | 5-15 | .333 | 1-1 | 1.000 | 0 | 10 | 10 | 16 | 3-0 | 1 | 7 | 0 | 46 | 11.5 |
| Osman | 3-0 | 51 | 12-18 | .667 | 4-9 | .444 | 2-4 | .500 | 1 | 7 | 8 | 2 | 2-0 | 1 | 5 | 0 | 30 | 10.0 |
| Jones | 4-2 | 102 | 14-31 | .452 | 4-14 | .286 | 5-7 | .714 | 5 | 8 | 13 | 20 | 4-0 | 7 | 3 | 0 | 37 | 9.3 |
| McDermott | 2-0 | 31 | 5-10 | .500 | 4-9 | .444 | 0-0 | --- | 0 | 0 | 0 | 1 | 0-0 | 1 | 0 | 0 | 14 | 7.0 |
| Collins | 4-1 | 87 | 9-27 | .333 | 1-10 | .100 | 5-9 | .556 | 3 | 15 | 18 | 10 | 12-0 | 5 | 10 | 4 | 24 | 6.0 |
| Wesley | 2-0 | 29 | 4-9 | .444 | 0-3 | .000 | 2-2 | 1.000 | 0 | 3 | 3 | 8 | 2-0 | 0 | 0 | 0 | 10 | 5.0 |
| Champagnie | 3-2 | 53 | 3-11 | .273 | 2-7 | .286 | 2-2 | 1.000 | 0 | 6 | 6 | 1 | 2-0 | 2 | 2 | 0 | 10 | 3.3 |
| Mamukelashvili | 2-0 | 15 | 3-3 | 1.000 | 0-0 | --- | 0-0 | --- | 4 | 2 | 6 | 3 | 3-0 | 0 | 0 | 0 | 6 | 3.0 |
| Barlow | 1-0 | 4 | 0-1 | .000 | 0-1 | .000 | 0-0 | --- | 1 | 1 | 2 | 0 | 2-0 | 0 | 1 | 0 | 0 | 0.0 |
| Bassey | 1-0 | 7 | 0-0 | --- | 0-0 | --- | 0-0 | --- | 1 | 2 | 3 | 0 | 1-0 | 0 | 0 | 0 | 0 | 0.0 |
| Graham | 1-0 | 4 | 0-1 | .000 | 0-1 | .000 | 0-0 | --- | 0 | 0 | 0 | 0 | 0-0 | 0 | 0 | 0 | 0 | 0.0 |
| SPURS | 4 | 985 | 154-350 | .440 | 41-155 | .265 | 61-80 | .762 | 43 | 143 | 186 | 106 | 63-0 | 30 | 69 | 24 | 410 | 102.5 |



2024-25

REGULAR SEASON SCHEDULE

OCTOBER 2024

| SU | MO | TU | WE | TH | FR | SA |
|----|---------------|---------------|---------------|---------------|---------------|----|
| | | | | | | |
| | UTA 8:00PM | | OKC 7:00PM | | | |
| | | NOP 7:00PM | | SAS 7:00PM | | |
| | | | CHA 7:00PM | MEM 7:00PM | SAS 7:00PM | |
| | SAS 7:00PM | | | DAL 7:00PM | | |

NOVEMBER 2024

| SU | MO | TU | WE | TH | FR | SA |
|---------------|---------------|---------------|---------------|---------------|---------------|---------------|
| | | | | | | GSW 7:00PM |
| | NYK 7:00PM | | SAS 7:00PM | OKC 7:00PM | | |
| DET 2:00PM | WAS 7:00PM | | LAC 7:00PM | LAC 7:00PM | | |
| CHI 8:00PM | MIL 7:00PM | | IND 7:00PM | POR 7:00PM | POR 7:00PM | |
| | | MIN 7:00PM | PHI 8:00PM | | | |

DECEMBER 2024

| SU | MO | TU | WE | TH | FR | SA |
|---------------|---------------|---------------|---------------|---------------|---------------|---------------|
| | | | | | | |
| OKC 8:00PM | | SAC 8:00PM | | GSW 8:00PM | | |
| LAC 8:00PM | | CUP 8:00PM | CUP 8:00PM | TBD 8:00PM | TBD 8:00PM | CUP 8:00PM |
| TBD 8:00PM | TBD 8:00PM | CUP 8:00PM | | NOP 7:00PM | | |
| TOR 8:00PM | CHA 8:00PM | | | NOP 7:00PM | MIN 7:00PM | |
| MIA 8:00PM | | | | | | |

JANUARY 2025

| SU | MO | TU | WE | TH | FR | SA |
|---------------|---------------|---------------|---------------|---------------|---------------|---------------|
| | | | DAL 7:00PM | | BOS 7:00PM | |
| LAL 8:00PM | | WAS 8:00PM | | MEM 7:00PM | | ATL 2:00PM |
| | MEM 7:00PM | | DEN 8:00PM | SAC 8:00PM | | POR 8:00PM |
| | DET 8:00PM | | CLE 7:00PM | | | CLE 8:00PM |
| | BOS 8:00PM | | | MEM 8:00PM | | |

FEBRUARY 2025

| SU | MO | TU | WE | TH | FR | SA |
|---------------|---------------|---------------|---------------|---------------|---------------|---------------|
| | | | | | | BKN 7:00PM |
| | NYK 8:00PM | BKN 8:00PM | | MIN 7:00PM | | DAL 8:00PM |
| TOR 8:00PM | | | PHX 7:00PM | GSW 7:00PM | ★ | ★ |
| ★ | | | | | MIN 7:00PM | UTA 8:00PM |
| | | MIL 7:00PM | SAS 8:00PM | | | |

MARCH 2025

| SU | MO | TU | WE | TH | FR | SA |
|---------------|---------------|---------------|---------------|---------------|---------------|---------------|
| | | | | | | SAC 7:00PM |
| | OKC 8:00PM | IND 8:00PM | | NOP 7:00PM | | NOP 8:00PM |
| | ORL 7:00PM | | PHX 7:00PM | | DAL 7:00PM | CHI 8:00PM |
| | PHI 7:00PM | | ORL 8:00PM | | MIA 7:00PM | |
| DEN 8:00PM | | ATL 7:00PM | | | | UTA 8:00PM |
| | | | | | | |
| PHX 8:00PM | | | | | | LAL 8:00PM |

APRIL 2025

| SU | MO | TU | WE | TH | FR | SA |
|---------------|---------------|----|---------------|---------------|---------------|---------------|
| | | | UTA 7:00PM | | OKC 7:00PM | |
| | | | | LAC 8:00PM | | LAL 8:00PM |
| | GSW 7:00PM | | | | | |
| DEN 8:00PM | | | | | | |

■ HOME
 AWAY
 ALL-STAR
 All times CDT/CST. Dates and times subject to change.

- NBATV
- ESPN
- ▲ TNT

Unless specified with all games broadcast on



LISTEN ON

TOYOTA CENTER

Rockets.com @HoustonRockets