2015-16 INFORMATION GUIDE

FROM THE SPORTS LIBRARY OF
RETROSEASONS.com

More publications available at:

www.retroseasons.com/library/



TABLE OF CONTENTS

Official Team Sponsor Fox Sports . . . . . Inside Front Cover
Official Team Sponsor Carl's Jr. 2

PLAYERS

2015-16 Clippers Roster/
How The Clippers' Were Built.../Pronunciation Guide . . . 4-5
Player Biographies 6-83
Career Transactions 84-85
Official Team Sponsor ESPN 1330 KWKW 86

NEW ERA

Gear Up L.A. 88-93
Official Team Sponsor Children's Hospital of Los Angeles 94

CLIPPERS

Glenn "Doc" Rivers Biography 96-99
Coaching Staff 100-102
Basketball Operations. 103-105
Basketball Support Staff 106-107
Clippers Front Office Directory 108-109
Steve Ballmer Biography 110-111
Gillian Zucker Biography. 112
Business Operations. 113
Clippers Front Office/Game Night Staff 114-116
Official Team Sponsor American Airlines 117
Clippers in the Community 118-120
NBA Community Outreach 121
L.A. Clippers Foundation 122-123
Official Team Sponsor Jeep 124

2014-15 REVIEW

Final Season Statistics 126
Miscellaneous Information/Box Score Breakdown 127
Game-By-Game Results 128-129
Team Highs and Lows. 130-131
Individual Highs 132
Clippers's Record When They 133
Top Performances. 134-135
Opponents Top Performances 136-137
2014-15 Transactions/Games Missed Due To Injury/Illness . . 138

RECORD BOOK

Franchise Career Leaders 140
Honors and Rankings 141
Franchise Records. 142-147
All-Time Clippers Records. 148-153
Los Angeles Clippers Records. 154-157
Franchise Opponent Records 158-160
All-Time Clippers Opponents Records 161-163
Franchise Playoff Records. 164-166
Opponent Playoff Records 167-169
Franchise Playoff Results 170-171
Franchise Coaching Records 172-173
Miscellaneous Records 174-176
All-Time Triple-Doubles 177-178
Clippers Rookie Records 179
Official Team Sponsor The Beast 980 180

TEAM HISTORY

Month by Month. 182
Franchise Attendance 183
Year-By-Year Statistics 184-185
Year-By-Year Results 186-229
All-Time Roster. 230-256
All-Time Colleges 257
All-Time Franchise Trades. 258-261
All-Time Jersey Numbers 262-263
Season-By-Season Leaders 264-270
Team Arena History 271
All-Time Draft Choices 272-275
Preseason Results 276-277
This Date in Franchise History 278-283
Official Team Sponsor ARCO 284

THE OPPONENTS

NBA Team Information. 286-343
Official Team Sponsor DraftKings.com. 344

THE NBA

NBA Information 346
NBA Development League 347
2014-15 NBA Standings/Playoff Structure 348
2014-15 NBA Playoff Results 349
NBA Champions 350
NBA Division Winners 351
2014-15 NBA Leaders 352
2015 NBA Draft 353
Active Career Leaders. 354-355
All-Time Statistical Leaders 356-357
2014-15 NBA Award Winners 358-359
Official Team Sponsor State Farm 360

ADDITIONAL INFORMATION

STAPLES Center. 362-363
Arena Services 364
STAPLES Center Timeline. 365
L.A. Clippers Training Center 366-367
Broadcasters. 368-370
Outlets 371
Media Information 372-373
Game Entertainment. 374-375
Staples Center Seating Layout 376
2015-16 Clippers Schedule . . . . . Inside Back Cover
Official Team Sponsor Lexus . . . . . Back Cover

Copyright © 2015 L.A. Clippers

Editor: Steven Esparza
Contributors: Brandon Ehrlich, Aubrey Freckman, Ta'Nisha Cooper, Dennis Rogers
Executive Editors: Seth Burton, Lubor Keliar
Photography: Andrew Bernstein and NBA Photos
Printing and Design: Chromatic Inc. Lithographers
Cover Design: Brian Troung, L.A. Clippers
Special Thanks: Bob Rosen, Chris Thorn and the Elias Sports Bureau

All NBA and team insignia depicted in this publication are the property of NBA Properties, Inc. and the respective teams of the NBA and may not be reproduced for commercial purposes without the prior written consent of NBA Properties, Inc.

The information contained in this publication was compiled by the L.A. Clippers and is provided as a courtesy to our fans and the press and may be used only for personal or editorial purposes. Any commercial use of this information is prohibited without the prior written consent of the L.A. Clippers.

Carl's Jr.®
CHARBROILED BURGERS

It's Where You Go After The Game

Stop in after the game at one of our nearby locations.

100% BLACK ANGUS BEEF
THICKBURGERS®
SERVED ON
FRESH BAKED BUNS

CLIPPERS
PROUD SPONSOR OF THE LA CLIPPERS

www.carlsjr.com

© 2015 Carl's Jr. Restaurants LLC. All rights reserved.

THE PLAYERS

L.A. CLIPPERS 2015-16 ROSTER



45 Cole Aldrich



11 Jamal Crawford

22 Branden Dawson



32 Blake Griffin

33 Wesley Johnson

6 DeAndre Jordan



3 Chris Paul



34 Paul Pierce

9 Pablo Prigioni



4 J.J. Redick



25 Austin Rivers

5 Josh Smith



1 Lance Stephenson



30 C.J. Wilcox

L.A. CLIPPERS 2015-16 ROSTER

NO	PLAYER	POS	HT	WT	BIRTHDATE	PRIOR TO NBA/HOME COUNTRY	YRS
45	Cole Aldrich	C	6'11"	245	10/31/1988	Kansas/USA	5
11	Jamal Crawford	G	6'5"	200	3/20/1980	Michigan/USA	15
22	Branden Dawson	F	6'6"	225	2/1/1993	Michigan State/USA	R
32	Blake Griffin	F	6'10"	251	3/16/1989	Oklahoma/USA	5
33	Wesley Johnson	F	6'7"	215	7/11/1987	Syracuse/USA	5
6	DeAndre Jordan	C	6'11"	265	7/21/1988	Texas A&M/USA	7
3	Chris Paul	G	6'0"	175	5/6/1985	Wake Forest/USA	10
34	Paul Pierce	F	6'7"	235	10/13/1977	Kansas/USA	17
9	Pablo Prigioni	G	6'3"	185	5/17/1977	Argentina	3
4	J.J. Redick	G	6'4"	190	6/24/1984	Duke/USA	9
25	Austin Rivers	G	6'4"	200	8/1/1992	Duke/USA	3
5	Josh Smith	F	6'9"	225	12/5/1985	Oak Hill Academy (Virginia) HS/USA	11
1	Lance Stephenson	G	6'5"	230	9/5/1990	Cincinnati/USA	5
30	C.J. Wilcox	G	6'5"	195	12/30/1990	Washington/USA	1

Head Coach	Doc Rivers	Marquette
Assistant Coaches	Mike Woodson	Indiana University
	Lawrence Frank	Indiana University
	Sam Cassell	Florida State
	Armond Hill	Princeton
	Brendan O'Connor	Saint Anslem
	Kevin Eastman	Richmond
Player Development Coaches	J.P. Clark	Flagler
	Dave Severns	Cal State - Chico
Shooting Coach	Bob Thate	Occidental College
Dir. of Medical Services/Head Athletic Trainer	Jasen Powell	Cal Poly Pomona
Assistant Athletic Trainer/Travel Manager	Joe Resendez	Louisiana Tech
Strength & Conditioning Coach	Richard Williams	Tabor
Asst. Strength & Conditioning Coach	Brent Tanaka	UCLA

HOW THE CLIPPERS WERE BUILT

DRAFTED:

Blake Griffin	First round (1st overall) 2009 NBA Draft
DeAndre Jordan	Second round (35th overall) 2008 NBA Draft
C.J. Wilcox	First round (28th overall) 2014 NBA Draft

VIA TRADE:

Branden Dawson	Acquired from the New Orleans Pelicans in exchange for cash considerations (6/25/15)
Chris Paul	Acquired from the New Orleans Hornets along with two future second round draft picks in exchange for Al-Farouq Aminu, Eric Gordon, Chris Kaman and the 2012 first round draft selection the Clippers acquired from the Minnesota Timberwolves in 2005 (12/14/11). Re-signed as a free agent (7/10/13)
J.J. Redick	Acquired from the Milwaukee Bucks as part of a three-team trade; the Clippers traded a future second round draft pick to the Bucks and Caron Butler and Eric Bledsoe to the Phoenix Suns; the Suns traded Jared Dudley to the Clippers and a 2014 second round pick to the Bucks (7/10/13)
Austin Rivers	Acquired from the Boston Celtics as part of a three-team trade with Boston and the Phoenix Suns. The Clippers sent forward Chris-Douglas Robert and a 2017 second round pick to the Celtics and forward Reggie Bullock to the Suns. The Celtics received forward Shavlik Randolph from Phoenix in the trade (1/15/15). Re-signed as a free agent (7/13/15)
Lance Stephenson	Acquired from the Charlotte Hornets in exchange for forward Matt Barnes and center Spencer Hawes (6/15/15)

FREE AGENCY:

Cole Aldrich	Signed as a free agent (7/13/15)
Jamal Crawford	Signed as a free agent (7/11/12)
Wesley Johnson	Signed as a free agent (7/9/15)
Paul Pierce	Signed as a free agent (7/10/15)
Pablo Prigioni	Signed as a free agent (8/4/15)
Josh Smith	Signed as a free agent (7/16/15)

PRONUNCIATION GUIDE

DeAndre Jordan:	DEE-Aun-Dray	J.J. Redick:	RED-ik
Pablo Prigioni:	pri-gee-OH-nee		

COLE ALDRICH

CENTER

PERSONAL INFORMATION

HEIGHT: 6'11"
WEIGHT: 245
YEARS PRO: 5
COLLEGE: Kansas
BIRTHDATE: October 31, 1988

DRAFTED: First Round by the New Orleans Hornets in 2010 (11th overall)

ACQUIRED: Signed as a free agent on July 13, 2015

CONTRACT STATUS: Signed through the 2016-17 season

CAREER HIGHS

MINUTES:	**39**	4/16/14 vs. Toronto
POINTS:	**24**	4/15/15 vs. Detroit
FIELD GOALS:	**11**	4/15/15 vs. Detroit
3-PT FG:	**–**	—
FREE THROWS:	**5 (2)**	2/28/15 vs. Toronto
REBOUNDS:	**19**	12/28/14 at Portland
ASSISTS:	**5 (3)**	3/19/15 vs. Minnesota
STEALS:	**4**	12/28/14 at Portland
BLOCKS:	**5 (2)**	3/14/15 at Golden State
TURNOVERS:	**5**	1/5/15 at Memphis

45 COLE ALDRICH

2014-15 (New York):

- Appeared in 61 games (16 starts) and averaged 5.5 points, 5.5 rebounds, 1.2 assists and 1.1 blocks (team high).
- Shot 47.8% from the field and 78.1% from the free throw line.
- Established single-season career-high in games played (61), minutes (976, after logging 1,032 in four prior NBA seasons), rebounds (338, after notching 332 in four prior seasons), points (338, after 267 in four prior seasons), rebounds per game (5.5) and points per game (5.5).
- Led the team in rebounds 17 times.
- 12/28/14 at Portland, grabbed a career-high 19 rebounds.
- 4/15/15 vs. Detroit, scored a career-high 24 points in season finale.
- Recorded eight 10+ rebound games.
- Recorded six double-doubles (including two in season's last three games), after notching five double-doubles over his prior four seasons.
- After starting just two (of 135) games in his first four NBA seasons, started 16 games and averaged 10.1 points (162), 8.3 rebounds (132) over 24.0 minutes (384) as a starter.
- Led team in assists twice and points once.
- DNP (CD) 18 times; NWT – Contused left shin once; DND – Contused left shin twice.

2013-14 (New York):

- Appeared in 46 games (two starts), averaging 2.0 points and 2.8 rebounds while shooting 54.1% (33-61) from the field in 7.2 minutes per game.
- Had three double-doubles.
- Established season career-highs in games played (46) and total rebounds (129).
- 3/12/14 at Boston, made first career NBA start, logging a double-double with 12 points and 10 rebounds in a Knicks victory.
- DNP (CD) 34 times; listed as inactive twice.

- Did not miss action due to injury/illness.
- 12/14/13 vs. Atlanta, appeared in 100th career NBA game.
- 4/15/14 at Brooklyn, scored career-high 13 points.
- 4/16/14 vs. Toronto, tied a career-high with 13 points and recorded a season-high 16 rebounds.

NBA STATISTICS

NBA REGULAR SEASON RECORD

														– REBOUNDS –										
SEASON	TEAM	GP	GS	MIN	FGM	FGA	FG%	3PM	3PA	3P%	FTM	FTA	FT%	OR	DR	REB	AST	STL	BLK	TO	PF	DQ	PTS	AVG
2010-11	Oklahoma City	18	0	142	8	15	.533	0	0	---	2	4	.500	13	22	35	4	5	7	8	30	0	18	1.0
2011-12	Oklahoma City	26	0	173	22	42	.524	0	0	---	13	14	.929	13	35	48	3	8	16	9	22	0	57	2.2
2012-13	Houston/Sacramento	45	0	388	44	80	.550	0	0	---	12	20	.600	30	90	120	9	5	23	23	60	0	100	2.2
2013-14	New York	46	2	330	33	61	.541	0	0	---	26	30	.867	37	92	129	14	8	30	18	40	0	92	2.0
2014-15	New York	61	16	976	144	301	.478	0	0	---	50	64	.781	101	237	338	75	37	65	59	122	1	338	5.5
TOTALS		**196**	**18**	**2009**	**251**	**499**	**.503**	**0**	**0**	**---**	**103**	**132**	**.780**	**194**	**476**	**670**	**105**	**63**	**141**	**117**	**274**	**1**	**605**	**3.1**

NBA PLAYOFF RECORD

														– REBOUNDS –										
SEASON	TEAM	GP	GS	MIN	FGM	FGA	FG%	3PM	3PA	3P%	FTM	FTA	FT%	OR	DR	REB	AST	STL	BLK	TO	PF	DQ	PTS	AVG
2011-12	Oklahoma City	5	0	25	4	9	.444	0	0	---	2	4	.500	5	8	13	0	0	0	0	3	0	10	2.0
TOTALS		**5**	**0**	**25**	**4**	**9**	**.444**	**0**	**0**	**---**	**2**	**4**	**.500**	**5**	**8**	**13**	**0**	**0**	**0**	**0**	**3**	**0**	**10**	**2.0**

45 COLE ALDRICH

2012-13 (Houston - Sacramento):

- Appeared in 45 games (zero starts) and averaged 2.2 points, 2.7 rebounds over 8.6 minutes in 45 games off the bench.
- Played in 30 games for Rockets, 15 games for Kings.
- In final week of the season, recorded first career double-doubles in back to-back games for Kings against his two former teams: 4/14/13 at Houston (12 points, 12 rebounds) and 4/15/13 at Oklahoma City (12 points, 13 rebounds).

2011-12 (Oklahoma City):

- Appeared in 26 games (zero starts), averaging 2.2 points and 1.8 rebounds over 6.7 minutes per game.
- DNP (CD) 39 times, missed one game due to personal reasons.
- **PLAYOFFS:** Appeared in five postseason games (zero starts), averaging 2.0 points and 2.6 rebounds in 4.0 minutes. Oklahoma City would advance to the NBA Finals, where they fell to the Miami Heat.

2010-11 (Oklahoma City):

- Appeared in 18 games (zero starts) for the Thunder, averaging 1.0 points and 1.9 rebounds in 7.9 minutes.
- Assigned to Tulsa 66ers of D-League on three occasions, appearing in 21 games (all starts), while averaging 10.3 points and 8.6 rebounds in 29.3 minutes.
- **PLAYOFFS:** Listed as inactive in all 17 of the Thunder's postseason games vs. Nuggets, Grizzlies and Mavericks.

COLLEGE (Kansas - 2008-2010):

- Appeared in 111 games (71 starts) in three seasons for Kansas, averaging 9.4 points, 7.7 rebounds and 2.3 blocks in 21.0 minutes.
- Named a 2009-10 Consensus All-American (2nd Team).
- School single-season record 125 blocks in final (junior) season of 2009-10.
- Ranked second in the Big 12 in field goal percentage (59.8%) in 2008-09.
- Big 12 Defensive Player of the Year and All-Big 12 First Team as both a sophomore and junior.
- Led Big-12 in blocks per game (2.7) in 2008-09.
- Led Big-12 with 354 rebounds in 2009-10.
- A member of the Jayhawks' NCAA National Championship team as a freshman in 2007-08.

COMMUNITY INVOLVEMENT:

- Attended the 15th annual Knicks Bowl presented by Foot Locker at Bowlmor Lanes at Chelsea Piers, helping to raise over $2.5 million for the Garden of Dreams Foundation.
- As part of NBA All-Star 2015 took part in an NBA Cares initiative to dedicate a new playground and basketball courts to Midland Beach which was devastated by Superstorm Sandy.

PERSONAL:

- Full name is Cole David Aldrich.
- NCAA Academic All-American of the Year in 2009-10 as selected by CoSIDA.
- McDonald's High School All-American in 2006.
- Minnesota State High School Player of the Year in 2007.
- Follow Aldrich on Twitter: @colea45.

JAMAL CRAWFORD

GUARD

PERSONAL INFORMATION

HEIGHT: 6'5"
WEIGHT: 200
YEARS PRO: 15
COLLEGE: Michigan
BIRTHDATE: March 20, 1980

DRAFTED: First round by the Cleveland Cavaliers in 2000 (8th overall)

ACQUIRED: Signed as a free agent on July 11, 2012

CONTRACT STATUS: Signed through the 2015-16 season

CAREER HIGHS

MINUTES:	**60**	1/14/09 vs. Sacramento
POINTS:	**52**	1/26/07 vs. Miami
FIELD GOALS:	**20**	1/26/07 vs. Miami
3-PT FG:	**8**	1/26/07 vs. Miami
FREE THROWS:	**17**	12/20/08 at Charlotte
REBOUNDS:	**11 (2)**	4/9/06 at Boston
ASSISTS:	**12 (3)**	3/15/05 vs. Miami
STEALS:	**6 (2)**	2/13/08 at Boston
BLOCKS:	**3**	11/19/04 at Dallas
TURNOVERS:	**7 (5)**	2/22/08 vs. Toronto

11 JAMAL CRAWFORD



NBA CAREER SUPERLATIVES:

- NBA Sixth Man of the Year (2010, 2014).
- Is one of six active players with at least three games of 50-plus points (Carmelo Anthony, Kobe Bryant, Kevin Durant, LeBron James and Dwyane Wade).
- Set a then franchise record for most three-point field goals made in a single-season during the 2013-14 season (161).
- Holds NBA record with 42 4-point plays in the regular season. Has five in his postseason career.
- Converted franchise record 58 consecutive free throw attempts from 11/3/12 vs. Golden St. through 12/9/12 vs. Dallas.
- In 2012-13, finished 10th in the NBA in free throw percentage (87.1%), tied for most in NBA in 20-point games off the bench (29), led all reserves in scoring per 36 minutes and third in the NBA in 4th quarter scoring (behind Kobe Bryant and Kevin Durant) when he was runner up for Sixth Man of the Year.
- Is one of four players in NBA history to score 50-plus points with three different teams, joining Bernard King, Wilt Chamberlain and Moses Malone.

2014-15 (Clippers):

- Moved past Peja Stojakovic and Rashard Lewis on the all-time made three-point field goals list and ended the season 15 away from passing No. 7 Chauncey Billups (1,830).
- Appeared in 64 games (four starts), averaging 15.8 points, 1.9 rebounds, 2.5 assists and 0.9 steals in 26.6 minutes.

NBA STATISTICS

NBA REGULAR SEASON RECORD

														– REBOUNDS –										
SEASON	TEAM	GP	GS	MIN	FGM	FGA	FG%	3PM	3PA	3P%	FTM	FTA	FT%	OR	DR	REB	AST	STL	BLK	TO	PF	DQ	PTS	AVG
2000-01	Chicago	61	8	1050	107	304	.352	41	117	.350	27	34	.794	9	80	89	141	43	14	85	68	0	282	4.6
2001-02	Chicago	23	6	481	89	187	.476	26	58	.448	10	13	.769	5	29	34	55	18	5	32	18	0	214	9.3
2002-03	Chicago	80	31	1992	334	808	.413	86	242	.355	104	129	.806	21	164	185	334	77	25	134	126	0	858	10.7
2003-04	Chicago	80	73	2811	509	1318	.386	165	521	.317	200	240	.833	46	237	283	405	111	29	193	161	0	1383	17.3
2004-05	New York	70	67	2688	437	1097	.398	185	512	.361	182	216	.843	33	170	203	302	92	19	148	135	0	1241	17.7
2005-06	New York	79	27	2555	366	879	.416	101	293	.345	295	357	.826	36	212	248	301	87	15	175	150	0	1128	14.3
2006-07	New York	59	36	2198	354	886	.400	103	322	.320	228	272	.838	44	145	189	259	57	8	162	114	0	1039	17.6
2007-08	New York	80	80	3190	570	1391	.410	176	494	.356	329	381	.864	37	170	207	398	81	17	192	144	0	1645	20.6
2008-09	New York/Golden St.	65	65	2478	419	1022	.410	142	394	.360	300	344	.872	23	170	193	288	57	13	148	92	0	1280	19.7
2009-10	Atlanta	79	0	2460	496	1105	.449	163	427	.382	270	315	.857	34	167	201	238	61	12	137	132	0	1425	18.0
2010-11	Atlanta	76	0	2297	368	874	.421	119	349	.341	222	260	.854	22	108	130	241	57	14	145	97	0	1077	14.2
2011-12	Portland	60	6	1613	283	737	.384	80	260	.308	191	206	.927	16	102	118	191	55	14	111	74	0	837	14.0
2012-13	L.A. Clippers	76	0	2230	445	1016	.438	149	396	.376	216	248	.871	22	106	128	193	79	13	146	71	0	1255	16.5
2013-14	L.A. Clippers	69	24	2094	421	1011	.416	161	446	.361	279	322	.866	34	124	158	223	59	12	135	120	0	1282	18.6
2014-15	L.A. Clippers	64	4	1703	332	839	.396	119	364	.327	227	252	.901	18	106	124	158	59	14	92	108	0	1010	15.8
TOTALS		**1021**	**427**	**31841**	**5530**	**13474**	**.410**	**1816**	**5195**	**.350**	**3080**	**3589**	**.858**	**400**	**2090**	**2490**	**3727**	**993**	**224**	**2035**	**1610**	**0**	**15956**	**15.6**

NBA PLAYOFF RECORD

														– REBOUNDS –										
SEASON	TEAM	GP	GS	MIN	FGM	FGA	FG%	3PM	3PA	3P%	FTM	FTA	FT%	OR	DR	REB	AST	STL	BLK	TO	PF	DQ	PTS	AVG
2009-10	Atlanta	11	0	351	56	154	.364	18	50	.360	49	58	.845	1	29	30	30	9	1	20	26	1	179	16.3
2010-11	Atlanta	12	0	358	61	155	.394	21	60	.350	42	51	.824	1	15	16	30	9	4	16	17	0	185	15.4
2012-13	L.A. Clippers	6	0	161	24	62	.387	6	22	.273	11	11	1.000	2	10	12	10	3	1	4	9	0	65	10.8
2013-14	L.A. Clippers	13	0	313	68	171	.398	27	79	.342	39	44	.886	5	14	19	26	12	2	15	24	0	202	15.5
2014-15	L.A. Clippers	14	0	379	67	186	.360	18	74	.243	26	30	.867	6	24	30	27	13	3	17	34	0	178	12.7
TOTALS		**56**	**0**	**1562**	**276**	**728**	**.379**	**90**	**285**	**.316**	**167**	**194**	**.861**	**15**	**92**	**107**	**123**	**46**	**11**	**72**	**110**	**1**	**809**	**14.4**

11 JAMAL CRAWFORD

- Finished fourth on the team in three-pointers made with 119 and fifth in steals with 59.
- Finished fourth on the team in scoring with an average of 15.8 points per game.
- Ended the season fourth in the NBA in free throw percentage at 90.1%.
- His 15.8 points per game placed second in the NBA in scoring off the bench.
- Passed Pete Maravich (15,948) for 104th on the all-time NBA scoring list with 15,956 career points.
- Had 21 games with 20+ points off the bench, which ranked second in the league.
- Recorded 15+ points off the bench in 11 straight games (2/2/15 - 2/27/15), the longest streak of his career and longest of any player in the NBA in 2014-15.
- Finished ninth in the NBA in points scored in the fourth quarter with 373.
- From 10/28/14 - 3/2/15, led the NBA with 360 4th quarter points.
- Among players coming off the bench in the NBA ranked 14th in steals per game with 0.9 and 21st in field goal percentage at 39.8%.
- Recorded 21st game with 20+ points off the bench on 2/25/15 at Houston with 24 points in addition to two rebounds in 33:17 minutes.
- Missed 18 games on the season; one (11/2/14) due to bruised ribs and 17 (3/4/15 - 4/5/15) due to a right calf contusion.
- **PLAYOFFS:** Appeared in 14 games (zero starts), averaging 12.7 points, 2.1 rebounds and 1.9 assists in 27.1 minutes.
- 5/8/15 vs. Houston, tied a franchise postseason record with six steals in Game 3 (Ron Harper at Houston 5/8/93).

2013-14 (Clippers):

- Won NBA Sixth Man Award.
- Finished third on the team in scoring with 18.6 points per game and second in free throw percentage (86.6%).
- Led NBA reserves in points per game (18.6).
- Set a then franchise record for most three-point field goals made in a single-season (161).
- Appeared in 69 games (24 starts) and averaged 18.6 points and 3.2 rebounds in 30.3 minutes.
- Made at least one three-pointer in 63 of 69 games played this season.
- Led team in three-point field goals made with 161 and tied for 19th in the NBA in made three-point field goals.
- Moved past Glen Rice, Eddie Jones, Tim Hardaway, Jason Richardson and Kobe Bryant on the all-time three-point list and on Mar. 26 passed Steve Nash for 11th. Crawford has 1,697 3-pointers in his career and ended the year 23 away from passing No. 10 Dale Ellis (1,719).
- Finished ranked ninth in the NBA in free throw percentage (86.6%).
- Finished as the NBA's fourth leading scorer in the fourth quarter (6.8 points). He was one of only two players in the top 12 who played more games as a reserve than as a starter and who was not a 2014 All-Star (Nick Young).
- Finished second on the team in total points scored (1282).
- Finished fourth on the team in assists (223).
- Finished fifth on the team in steals (59).
- Scored 10+ points 31 times, 20+ points 23 times and 30+ points six times.
- Led or tied team in scoring 16 times, assists six times, steals eight times and minutes seven times.
- Scored 37 points with 11 assists off the bench on 1/25/14 at Toronto. The 37 points were the most scored off the bench in his career and the most he has tallied in a Clipper uniform. According to the Elias Sports Bureau, no player other than Crawford has ever had at least 31 points and 11 assists in a game that he did not start. Crawford did so twice (1/25/14 and 11/29/13 when he had 31 points and 11 assists against the Kings).
- **PLAYOFFS:** In 13 games averaged 15.5 points, 1.5 rebounds and 2.0 assists in 24.1 minutes… Scored in double-figures in nine of the 13 games in which he appeared.

2012-13 (Clippers):

- Appeared in 76 games and averaged 16.5 points, 1.7 rebounds, 2.5 assists and 1.0 steals in 29.3 minutes.
- Third on the team in scoring.
- Finished second in the NBA's Sixth Man of the Year voting behind New York's J.R. Smith.
- Set Clippers franchise record with (149) three-point field goals, surpassing Rasual Butler, who made 145 in 2009-10.
- Led or tied team in scoring 21 times, steals 14 times and minutes eight times.
- Became first player in franchise history to top 1,200 points in a season without starting a single game.
- Was second in the NBA in fourth quarter +/- with +230.
- Continued to climb up the NBA's all-time three-point chart to 17th in league history with 1,536 three-point field-goals in his career.
- Scored a season-high 30 points on 11-20 shooting 1/15/13 at Houston.
- Scored a team-high 25 points on 11-16 shooting and tied season-highs for rebounds (four) and steals (three) 3/6/13 vs. Milwaukee.

- Made at least one three-pointer in 70 of 76 games.
- Missed six games due to injury (sore left foot-2, sore right shoulder-1 and sore left ankle-2, personal-1).
- **PLAYOFFS:** In six games, averaged 14.8 points, 2.0 rebounds, 2.4 assists and 30.0 minutes... Scored in double-figures in five of the six games he appeared in.

2011-12 (Portland):

- Averaged 13.9 points, 3.2 assists, 2.0 rebounds and 26.9 minutes in 60 games (six starts).
- Second on the team in scoring.
- Finished first in the NBA in free throw percentage (92.7%), shooting 191-206 from the charity stripe.
- Converted on 80-206 three-point field goal attempts this season, good for 30.8% overall and fourth highest on the team.
- Converted 37 consecutive free-throw attempts from 4/6/12 at Dallas through 4/16/12 at Phoenix.
- 1/27/12 vs. Phoenix, recorded a season-high 10 assists.
- 2/10/12 at New Orleans, recorded 31 points while dishing out eight assists off the bench in a 94-86 victory, becoming the first Trail Blazer to register at least 26 points and eight assists off the bench since Geoff Petrie (10/25/70).
- 4/11/12 vs. Golden State, scored a season-high 34 points and shot 13-13 from the line.

2010-11 (Atlanta):

- Averaged 14.2 points, 1.7 rebounds, 3.2 assists, 0.7 steals and 30.2 minutes in 76 games (0 starts).
- Ranked second in the NBA in scoring off the bench.
- Ranked 22nd in the NBA in free throw percentage (85.4%).
- Scored 20+ points 18 times and 30+ in three games.
- Recorded five four-point plays on the season.
- Scored 20+ points in six straight games (12/30/10-1/12/11).
- 1/12/11 at Toronto, notched a season-high 36 points (12-23 FG).
- **PLAYOFFS:** In 12 games against Orlando and Chicago, put up 15.4 points, 1.3 rebounds and 2.5 assists…Scored 20+ points five times and in games 1-4 vs. Orlando, became the third bench player in the last 20 years (Kevin McHale in 1991, Nick Van Exel in 2003) to tally 20 points or more in four straight playoff games in a series.

2009-10 (Atlanta):

- Won the NBA Sixth Man Award after posting averages of 18.0 points, 2.5 rebounds and 3.0 assists in 79 games off the bench.
- Ranked 29th in the NBA in scoring, seventh in three-pointers (163) and 18th in free throw percentage (85.7%).
- Scored 20+ points 31 times, including one 30-point effort.
- **PLAYOFFS:** Appeared in 11 playoff games, averaging 16.3 points, 2.7 rebounds and 2.7 assists…Averaged 15.9 points in the first round vs. Milwaukee and 17.0 points in the second round vs. Orlando.

2008-09 (Golden State – New York):

- Split time with New York and Golden State, appearing in 65 games (all starts). Averaged 19.7 points, 3.0 rebounds and 4.4 assists on the season.
- Traded from New York to Golden State on 11/28/09 in exchange for Al Harrington.
- In 54 games with the Warriors, averaged 19.7 points, 3.3 rebounds and 4.4 assists.
- 12/20/08 at Charlotte, scored a season-high 50 points and notched career-highs in free throws (17) and free throw attempts (18).
- Became just the fourth player in NBA history to score 50-plus with three different teams, joining Bernard King, Wilt Chamberlain and Moses Malone.

2007-08 (New York):

- In 80 games (all starts), averaged a career and team-high 20.6 points (23rd in NBA) to go with 2.6 rebounds and 5.0 assists.
- One of only nine NBA players to rank in the top-25 in scoring and assists per game.

2006-07 (New York):

- Played in 59 games (36 starts), posting averages of 17.6 points, 3.2 rebounds and 4.4 assists.
- 1/26/07 vs. Miami, scored a career-high 52 points, including a career-best eight three-pointers and a career-high 20 field goals made.

2005-06 (New York):

- Averaged 14.3 points, 3.1 rebounds and 3.8 assists in 79 games (27 starts).
- Led the Knicks in scoring 22 times and paced the team with 101 three-pointers.

2004-05 (New York):

- In his first season with the Knicks, averaged 17.7 points, 2.9 rebounds and 4.3 assists in 70 games (67 starts).
- His 185 three-pointers marked the second highest total in team history.
- Led the team in scoring 26 times and assists 10 times.

11 JAMAL CRAWFORD

2003-04 (Chicago):

- Posted averages of 17.3 points, 3.5 rebounds and 5.1 assists in 80 games (73 starts).
- Set a Bulls record and ranked fifth in the NBA with 165 three-point field goals made.
- Became the third player in franchise history to notch a 50-point game (Michael Jordan, Chet Walker).

2002-03 (Chicago):

- Played in 80 games (31 starts) and averaged 10.7 points, 2.3 rebounds and 4.2 assists.
- Tallied 20+ points 11 times and 30+ twice.

2001-02 (Chicago):

- Averaged 9.3 points, 1.5 rebounds and 2.3 assists in 23 games played (six starts).
- Made 44.8% of his attempts from behind the three-point line.

2000-01 (Chicago):

- In his rookie campaign with the Bulls, notched averages of 4.6 points, 1.5 rebounds and 2.3 assists in 61 games (eight starts).
- Reached double-figures 10 times.

COLLEGE (Michigan – 1999-00):

- In his lone season at Michigan, averaged a team-high 16.6 points and 4.5 assists in 17 games (16 starts).

COMMUNITY INVOLVEMENT:

- Worked with participants in the Clippers Mentorship Assist Zone during the 2014-15 season.
- Hosted local youth at home games during the 2014-15 season as part of his PlayerZone.
- His foundation has provided ongoing support for athletic trainers at Seattle public high schools by donating money, medical supplies and purchasing heart defibrillators for each school.
- Renovated Bronx's P.S. 58's library, providing books, computers, shelving and carpeting while a member of the Knicks.
- Funded a new basketball court at his high school alma mater, Rainier Beach in Seattle.
- Partnered with Feed the Children to help feed families in the Los Angeles area.
- Participated in basketball clinics during the 2012-13 season as a part of the Clippers FIT program.
- Hosted local youth at home games during the 2012-13 season as part of his PlayerZone.

PERSONAL:

- Full name is Aaron Jamal Crawford.
- Has two sons, Eric and J.J., and a daughter London (born February 2013).
- Married during the summer of 2014.
- Played basketball for only two years in high school (junior and senior) and was named to Parade magazine's All-America team following senior season.
- Played alongside current NBA guard Nate Robinson at Rainer Beach.
- His high school jersey number (23) was retired by Rainier Beach in 2001.
- Wore a headband at Michigan to honor former Sonics guard Slick Watts.
- Favorite Movie: Harlem Nights; actor: Samuel L. Jackson; actress: Halle Berry; singers: Jay-Z, Faith Evans.
- Awarded the 2012-13 "Tweeter of the Year" Award by Hoopsworld.com
- Released signature shoe in 2014 with Brand Black Apparel.
- Hosts Jamal Crawford Pro Am in Seattle each summer.
- Follow Crawford on Twitter: @JCrossover.





BRANDEN DAWSON

FORWARD

PERSONAL INFORMATION

HEIGHT: 6'6"

WEIGHT: 225

YEARS PRO: R

COLLEGE: Michigan State

BIRTHDATE: February 1, 1993

DRAFTED: Second Round by the New Orleans Pelicans (56th overall)

ACQUIRED: From New Orleans on June 25, 2015

CONTRACT STATUS: Signed through the 2017-18 season

COLLEGIATE HIGHS

MINUTES:	**43**	12/30/14 vs. Maryland
POINTS:	**26**	3/22/14 vs. Harvard
FIELD GOALS:	**12**	3/22/14 vs. Harvard
FREE THROWS:	**6 (3)**	3/28/14 vs. Virginia
3-PT FG:	**—**	—
REBOUNDS:	**18 (2)**	1/24/15 at Nebraska
ASSISTS:	**7**	3/13/15 vs. Ohio State
STEALS:	**5 (3)**	3/6/14 vs. Iowa
BLOCKS:	**5**	2/14/15 vs. Ohio State
TURNOVERS:	**6**	12/15/14 vs. Tuskegee

22 BRANDEN DAWSON

COLLEGE (Michigan State - 2011-2015):

- Appeared in 130 games (122 starts), averaging 10.1 points, 6.9 rebounds, 1.4 assists, 1.3 steals and 1.1 blocks in 26.6 minutes for Michigan State over four seasons.
- Helped lead team to the NCAA Final Four in 2014-15.
- Finished career No. 5 in MSU career starts (121), No. 6 in career steals (163), and No. 7 in career rebounds (902).
- At time of graduation, ranked as MSU's all-time blocks leader with 142.
- One of just three players in MSU history with 1,000 career points and 100 career blocks, joining Draymond Green and Adreian Payne.

As a senior (2014-15):

- Appeared in 35 games (32 starts), averaging 11.9 points, 9.1 rebounds, 1.7 assists and 1.7 blocks in 30.1 minutes.
- USBWA All-District V and NABC All-District 7 honoree as a senior.
- Big Ten All-Tournament Team honoree.
- Averaged 9.1 rebounds overall and 9.8 in conference games, becoming the first player 6-foot-6 or shorter to lead the Big Ten in rebounding overall since 1991 and in Big Ten action since 1988.
- Recorded nine double-doubles, including a conference-best eight in Big Ten play.
- Led MSU in rebounding 25 games.
- Scored in double figures in 23 games, leading the team in six contests.
- Grabbed a career-high 18 rebounds in two games against Notre Dame and Nebraska, tying the best effort by a Spartan since 2007.
- Grabbed nine offensive rebounds against the Fighting Irish, tying the third most by a Spartan since 1986-87.
- Scored a season-high 23 points at Michigan, adding 13 rebounds.
- Ranked first on team in rebounds and blocks.
- Earned Second Team All-Big Ten honors.

As a junior (2013-14):

- Appeared in 28 games (24 starts), averaging 11.2 points, 8.3 rebounds and 1.6 assists in 28.3 minutes.
- Co-recipient of MSU's Antonio Smith Glue and Guts and John E. Benington Best Defensive Player Awards and tri-recipient of the Jumping Johnny Green Chairman of the Boards Award.
- Missed 10 games due to injury, including nine straight from 1/25/14 through 2/23/14 with a broken right hand.
- Named Most Outstanding Player of the Big Ten Tournament, averaging 15.0 points and 7.3 rebounds.
- Led MSU in rebounding in 19 games and scoring in four games.
- Scored in double-figures in 15 games, including three games of 20+ points.
- Scored a career-high 26 points against Harvard (3/22/14) in the third round of the NCAA Tournament, connecting on 12-of-15 field-goal attempts and grabbing nine rebounds.

COLLEGIATE STATISTICS

COLLEGE REGULAR SEASON RECORD

															– REBOUNDS –									
SEASON	TEAM	GP	GS	MIN	FGM	FGA	FG%	3PM	3PA	3P%	FTM	FTA	FT%	OR	DR	REB	AST	STL	BLK	TO	PF	DQ	PTS	AVG
2011-12	Michigan State	31	31	640	109	189	.577	0	3	.000	41	69	.594	67	72	139	29	29	26	43	41	0	259	8.4
2012-13	Michigan State	36	35	969	139	262	.531	0	5	.000	43	80	.538	77	135	212	47	57	33	73	58	0	321	8.9
2013-14	Michigan State	28	24	792	136	222	.613	0	1	.000	42	64	.656	83	150	233	46	35	25	36	41	0	314	11.2
2014-15	Michigan State	35	32	1055	182	340	.535	0	0	---	51	104	.490	102	216	318	59	42	58	67	72	1	415	11.9
TOTALS		130	122	3456	566	1013	.559	0	9	.000	177	317	.558	329	573	902	181	163	142	219	212	1	1309	10.1

22 BRANDEN DAWSON

- Posted a double-double against Virginia (3/28/14) in the Sweet 16 of the NCAA Tournament, totaling 24 points and 10 rebounds.
- Grabbed double-figure rebounds in 10 games, totaling eight or more rebounds in 18 of 28 contests.

As a sophomore (2012-13):

- Appeared in 36 games (35 starts), averaging 8.9 points, 5.9 rebounds and 1.3 assists in 26.9 minutes.
- Ranked fifth on team in scoring and third in rebounding.
- Led the Spartans in steals (57), ranking sixth in the Big Ten (1.6 steals).
- In conference games, ranked sixth in the Big Ten in field-goal percentage (53.2%) and eighth in steals (1.4 steals).
- Scored in double-figures in 16 games, leading the team in two contests.
- Grabbed double-digit rebounds in five contests, with 12 games recording seven rebounds or more.

As a freshman (2011-12):

- Saw action in 31 games (all starts), averaging 8.4 points, 4.5 rebounds and 0.9 assists in 20.6 minutes.
- Missed the final six contests after suffering a torn left ACL in the regular-season finale vs. Ohio State.
- Big Ten All-Freshman Team honoree.
- Ranked fourth on the team in scoring and second in rebounding.
- Ranked fourth in the Big Ten in field-goal percentage overall (57.7%) and third in conference games (58.4%).
- Ranked second on the team with three double-doubles: vs. Central Connecticut State (12/7/11 - 11 points, 11 rebounds), at Illinois (1/31/12 - 12 points, 13 rebounds) and at Purdue (2/19/12 - 15 points, 11 rebounds), leading MSU in rebounding in all three games.
- Ranked third all-time among Spartan freshmen with 26 blocks.
- Grabbed seven rebounds in his Spartan debut against North Carolina (11/11/11), tied for the fifth-most ever by a MSU freshman in his first game.

PERSONAL:

- Native of Gary, Indiana.
- Son of Leon Albritton and Cassandra Dawson.
- Was a member of the 2011 McDonald's All-American team.
- Averaged 28.7 points, 18.6 rebounds and 5.6 assists as a senior for Coach Renaldo Thomas at Lew Wallace High School, leading team to a sectional championship and the regional semifinals.
- Follow Dawson on Twitter: @whynot_22.



BLAKE GRIFFIN

FORWARD

PERSONAL INFORMATION

HEIGHT: 6'10"
WEIGHT: 251
YEARS PRO: 5
COLLEGE: Oklahoma
BIRTHDATE March 16, 1989

DRAFTED:
First round by the Clippers in 2009 (1st overall)

CONTRACT STATUS:
Signed through the 2017-18 season

CAREER HIGHS

MINUTES:	**51**	3/23/11 vs. Washington
POINTS:	**47**	1/17/11 vs. Indiana
FIELD GOALS:	**19**	1/17/11 vs. Indiana
3-PT FG:	**2 (4)**	4/1/15 at Portland
FREE THROWS:	**16**	11/20/10 vs. New York
REBOUNDS:	**20**	2/18/12 vs. San Antonio
ASSISTS:	**11 (4)**	12/31/14 vs. New York
STEALS:	**4 (6)**	1/10/14 vs. L.A. Lakers
BLOCKS:	**4 (2)**	4/16/12 vs. Oklahoma City
TURNOVERS:	**8**	12/28/13 vs. Utah

NBA CAREER SUPERLATIVES:

- T-Mobile Rookie of the Year (2010).
- All-NBA Second Team (2012, 2013, 2014).
- All-NBA Third Team (2015).
- Western Conference All-Star (2011, 2012, 2013, 2014, 2015).
- T-Mobile NBA All-Rookie First Team (2010).
- Sprite Slam Dunk Champion (2011).
- Named T-Mobile Rookie of the Month all six times during 2010-11 season.
- Western Conference Player of the Month (February 2014).
- Finished third in MVP voting (2014).
- Named Western Conference Player of the Week five times.
- Los Angeles Clippers record for double-doubles in a season with 63 (2010-11).
- Clippers franchise record 27 consecutive double-doubles (11/20/10 - 1/19/11).
- Clippers rookie record 47 points in a game (1/17/11 vs. Indiana).
- Clippers single-season rookie leader in points (1,845), rebounds (989), minutes (3,112), FGM (696), FGA (1,376), FTM (446), FTA (695) and rebounds per game (12.1).
- Clippers franchise rookie leader in points scored (1,845) and free throws attempted (695).
- Recorded first 20-20 game of NBA career 2/18/12 vs. San Antonio with 22 points and 20 rebounds.
- Became the fifth active player to reach 6,500 points before the end of their fourth season.
- Joined Kareem Abdul-Jabbar as just the second player in NBA history to average at least 20.0 points, 10.0 rebounds, 3.5 assists and shoot 50.0% or better in his first four seasons combined.
- Recorded his 8,000th career point on 4/11/15 becoming one of only two (T. Duncan) active players in the NBA to have scored 8,000 points and recorded 3,500 rebounds in fewer than 375 career games.

2014-15 (Clippers):

- Appeared in 67 games (all starts) and averaged 21.9 points, 7.6 rebounds and 5.3 assists in 35.2 minutes.
- Led team in scoring with 21.9 points per game, which ranked eighth in the NBA, and finished second on the team in rebounds with 508, placing him 41st in the league.
- Only player in 2014-15 to average 21.5+ points, 7.5+ rebounds & 5.0+ assists. Only 19 players all-time and two active players (K. Garnett- 5x & L. James- 5x) held these averages for an entire season... Additionally, only nine players all-time have held these averages for a full season while shooting 50%+ from the field (W. Chamberlain, K. Abdul-Jabbar, M. Jordan, L. Bird, O. Robertson, L. James, C. Barkley, K. Garnett. M. Johnson).
- Scored 10+ points 27 times, 20+ points 29 times, 30+ points nine times and 40+ points twice on the season.
- Finished 12th in the NBA in field goals made with 574 and tied for 31st in the league in double-doubles with 18.

NBA STATISTICS

NBA REGULAR SEASON RECORD

														– REBOUNDS –										
SEASON	TEAM	GP	GS	MIN	FGM	FGA	FG%	3PM	3PA	3P%	FTM	FTA	FT%	OR	DR	REB	AST	STL	BLK	TO	PF	DQ	PTS	AVG
2009-10	L.A. Clippers	DNP - Injured Left Knee																						
2010-11	L.A. Clippers	82	82	3112	696	1376	.506	7	24	.292	446	695	.642	270	719	989	312	63	45	223	252	5	1845	22.5
2011-12	L.A. Clippers	66	66	2392	561	1022	.549	2	16	.125	244	468	.521	218	499	717	210	54	48	150	216	3	1368	20.7
2012-13	L.A. Clippers	80	80	2598	577	1072	.538	5	28	.179	281	426	.660	186	476	662	299	97	50	185	231	3	1440	18.0
2013-14	L.A. Clippers	80	80	2863	718	1359	.528	12	44	.273	482	674	.715	192	565	757	309	92	51	224	265	4	1930	24.1
2014-15	L.A. Clippers	67	67	2356	574	1144	.502	10	25	.400	311	427	.728	126	382	508	354	63	35	152	196	3	1469	21.9
TOTALS		**375**	**375**	**13321**	**3126**	**5973**	**.523**	**36**	**137**	**.263**	**1764**	**2690**	**.656**	**992**	**2641**	**3633**	**1484**	**369**	**229**	**934**	**1160**	**18**	**8052**	**21.5**

NBA PLAYOFF RECORD

														– REBOUNDS –										
SEASON	TEAM	GP	GS	MIN	FGM	FGA	FG%	3PM	3PA	3P%	FTM	FTA	FT%	OR	DR	REB	AST	STL	BLK	TO	PF	DQ	PTS	AVG
2011-12	L.A. Clippers	11	11	393	84	168	.500	0	1	.000	42	66	.636	19	57	76	27	20	10	25	41	1	210	19.1
2012-13	L.A. Clippers	6	5	158	29	64	.453	0	0	.000	21	26	.808	8	25	33	15	0	5	13	24	1	79	13.2
2013-14	L.A. Clippers	13	13	478	117	234	.500	1	7	.143	71	96	.740	35	61	96	50	16	14	31	54	3	306	23.5
2014-15	L.A. Clippers	14	14	557	140	274	.511	1	7	.143	76	106	.717	38	140	178	86	14	14	45	43	1	357	25.5
TOTALS		**44**	**43**	**1586**	**370**	**740**	**.500**	**2**	**15**	**.133**	**210**	**294**	**.714**	**100**	**283**	**383**	**178**	**50**	**43**	**114**	**162**	**6**	**952**	**21.6**

NBA ALL-STAR RECORD

														– REBOUNDS –										
SEASON	TEAM	GP	GS	MIN	FGM	FGA	FG%	3PM	3PA	3P%	FTM	FTA	FT%	OR	DR	REB	AST	STL	BLK	TO	PF	DQ	PTS	AVG
2010-11	L.A. Clippers	1	0	15	4	6	.667	0	0	.000	0	0	.000	2	3	5	5	0	0	0	0	0	8	8.0
2011-12	L.A. Clippers	1	1	31	9	12	.750	1	2	.500	3	6	.500	3	5	8	3	2	0	1	3	0	22	22.0
2012-13	L.A. Clippers	1	1	27	9	11	.818	0	0	.000	1	2	.500	2	1	3	3	2	1	0	3	0	19	19.0
2013-14	L.A. Clippers	1	1	31	19	23	.826	0	2	.000	0	0	---	4	2	6	1	2	0	2	4	0	38	38.0
2014-15	L.A. Clippers	DNP-Staph Infection, Right Elbow																						
TOTALS		**4**	**3**	**104**	**41**	**52**	**.788**	**1**	**4**	**.250**	**4**	**8**	**.500**	**11**	**11**	**22**	**12**	**6**	**1**	**3**	**10**	**0**	**87**	**21.8**

- Named Western Conference Player of the Week for the week ending 11/30/14, the fifth time he's received the honor. During the week averaged 23.8 points, 9.8 rebounds and 5.0 assists.
- Finished second on the team in assists with 354 and fourth in steals with 63.
- Averaged a career-high 5.3 assists per game.
- Shot a career-high 40.3% from mid-range.
- Finished the season with career-best 10 consecutive games of five or more assists.
- Finished the season ranked eighth in the NBA in +/- at 583.
- Finished 15th in the league in points scored in the second half with 699.
- Missed 15 games (2/8/15 - 3/13/15) due to right elbow surgery.
- Tied a career-high with two made three-pointers on 12/8/14 vs. Phoenix, including a game wining three-point buzzer-beater at the end of overtime.
- Notched 15th double-double of the season on 3/15/15 vs. Houston with 11 points and 11 rebounds in his first game back after missing the previous 15 due to right elbow surgery.
- **PLAYOFFS:** Appeared in 14 games (all starts), averaging 25.5 points, 12.7 rebounds and 6.1 assists in 39.8 minutes.
- Joined Oscar Robertson (1962-63, 31.8 points, 13.0 rebounds & 9.0 assists) as the only two players in NBA history to average 25+ points, 12+ rebounds & 6+ assists in a single postseason.
- 4/26/15 at San Antonio, tied a franchise postseason record with 17 defensive rebounds (DeAndre Jordan at Golden State 5/1/14) on his way to a postseason career-high 19 rebounds in Game 4.
- 5/4/15 at Houston, recorded 13 assists, the most in any game of his professional career.
- Amassed 357 points, 178 rebounds and 86 assists in 14 games during the 2015 NBA Playoffs. No other player since 1985-86 has eclipsed these totals in all three categories through their first 14 games of a single postseason.
- His 6.1 assists per game in the postseason rank as the third-highest assist average of any power forward in a single postseason in NBA history (K. Garnett, 99-00- 8.8 apg & P. Gasol, 12-13- 6.3 apg).
- 4/22/15 vs. San Antonio, recorded first career playoff triple-double with 29 points, 12 rebounds and 11 assists in Game 2.
- •5/2/15 vs. San Antonio, recorded a triple-double in the Clippers' series clinching Game 7 win, becoming one of three forwards since 1985 (S. Pippen & J. Worthy) to record a triple-double in a Game 7.
- 5/4/15 at Houston, recorded his third triple-double of the postseason in Game 1, becoming one of only seven players since 1985 to record three or more triple-doubles in a single postseason (M. Johnson, R. Rondo, J. Kidd, R. Westbrook, L. James & L. Bird).

2013-14 (Clippers):

- Finished third in MVP voting.
- Named All-NBA Second Team.
- Appeared in 80 games (all starts) and averaged 24.1 points, 9.5 rebounds, 3.9 assists and 1.1 steals in 35.8 minutes.
- Finished sixth in the NBA in scoring with 24.1 points per game and tied for 15th in the league in rebounds with 9.5 per game.
- Ranked 16th in the NBA in field goal percentage (52.8%) and tied for 17th in minutes per game (35.8).
- Averaged 24.1 points, 9.5 rebounds and 3.9 assists while shooting 52.8% from the field, becoming the first player since Shaquille O'Neal in 2002-03 to average at least 24 points, nine rebounds and three assists while shooting 50% or better. Since 1995-96 only five players besides Griffin had such prolific seasons (O'Neal four times, Karl Malone four times, Hakeem Olajuwon, David Robinson and Tim Duncan)... He was also the first player in more than 35 years to average at least 24.0 points, 9.5 rebounds and 3.5 assists in one of the first four years of his NBA career. Buffalo's Bob McAdoo in 1975-76 was the last player to do so. Oscar Robertson did so four times, Kareem Abdul-Jabbar and Elgin Baylor did so in three seasons, while Billy Cunningham, Cliff Hagan, Connie Hawkins and Sidney Wicks did so once.

- Scored 30 points with 12 rebounds against the Thunder on 4/9/14, marking the 12th time in 2013-14 he tallied at least 30 points and 10 rebounds. In his previous three seasons combined, Griffin had just 17 games with 30+ points and 10+ rebounds.
- Named a Western Conference All-Star starter for the third consecutive year and made his fourth All-Star appearance in as many seasons. He scored 38 points in the 2014 All-Star Game, a franchise record, and tied Kevin Durant and Rick Barry for the third most points in All-Star Game history.
- Set a career-high with a streak of 30 games with at least 20 points or more. The streak came to an end on 3/27/14 when he had 18 points in a 109-103 win at Dallas. Griffin's streak was the second longest in the NBA in 2013-14 and the longest by a Clippers player since the team moved to Los Angeles.
- Became the eighth active player to top 6,000 career points before the conclusion of his fourth season and just the 63rd player in NBA history. He did so in just 284 games, becoming the first player since Kevin Durant in 2010-11 to reach 6,000 points in fewer than 285 career games, according to the Elias Sports Bureau.
- Ranked seventh in the NBA with 43 double-doubles.
- 4/3/14 recorded his fourth career triple-double in a 113-107 loss to the Dallas Mavericks. Griffin totaled 25 points, 11 assists and 10 rebounds.
- Led team in scoring 48 times, rebounding 20 times and assists six times.
- Was fourth in NBA in dunks with 176. Has 784 dunks in four NBA seasons.
- Missed two games (1- back 3/31/14, 1 suspension 4/16/14).
- With 14.9 seconds left in the second quarter 3/12/14 against the Golden State Warriors, he secured the 3,000th rebound of his career. Griffin, 25, was just the third player in NBA history to top 6,000 points, 3,000 rebounds and 1,000 assists while also shooting 50.0% or better from the field before the end of his fourth season. Hall of Famers Kareem Abdul-Jabbar and Charles Barkley are the ONLY other players to do so.
- Led the NBA in personal fouls drawn (581) and points in the paint (1,068).
- 2/5/14 had 43 points, 15 rebounds and six assists in a 116-112 loss to the Miami Heat. It is only the fifth time since 1995-96 that a player exceeded those statistical minimums. Griffin has done so two of those five times, including 44 points, 15 boards and seven assists on 11/20/10 vs. New York.
- **PLAYOFFS:** Averaged 23.5 points, 7.4 rebounds, 3.8 assists and 36.8 minutes in 13 postseason games (all starts). Scored 30 points or more three times, including a career playoff high 35 on 4/21/14 against the Golden State Warriors.

32 BLAKE GRIFFIN

2012-13 (Clippers):

- Averaged team-high 18.0 points and 8.3 rebounds in 32.5 minutes.
- Became the fourth player since 2006-07 to average 18.0+ points, 8.3+ rebounds, 3.5+ assists and 1.0+ steals in a season, joining Kevin Garnett, Josh Smith and David Lee. Griffin was the only player in the league to do so in 2012-13.
- Named a Western Conference All-Star starter for the second consecutive year, making his third All-Star appearance in as many seasons.
- Led NBA in dunks with 202.
- Was named Western Conference Player of the Week for the week of 12/3/12. The first such honor of his career.
- Recorded his third career triple-double and first since his rookie season when he tallied 23 points, 11 rebounds and 11 assists against Milwaukee on 3/6/13.
- Had 28 double-doubles.
- Scored 10+ points 40 times, 20+ points 30 times and 30+ points three times, including a season-high 31 on 1/22/13 vs. Oklahoma City.
- Led team in scoring 32 times, rebounding 37 times and assists seven times.
- Put together a league-high streak of 11 games in a row with at least 16 points, seven rebounds and two assists.
- Had his streak of 197 consecutive games end on 2/4/13 when he was forced to sit out with a strained left hamstring.
- On 3/10/13 became the fourth player since 1985-86 to accumulate 22 or more points, eight or more rebounds and three or more assists while playing 22 minutes or fewer.
- Finished third in the NBA in fouls drawn in the first quarter (131), shooting 71-104 (68.3%) from the foul line in the opening period. He was sixth in the NBA in total fouls drawn (436).
- Averaged 23.2 points, 9.0 rebounds, 6.8 assists and 2.2 steals over a five-game span from 1/21-1/27/13. It was the first time a player averaged such prolific all-around numbers in a five-game week since LeBron James did so 4/3-4/9/05.
- Missed two games due to injury (hamstring- 2/4/13-2/6/13).
- **PLAYOFFS:** Second on the Clippers in scoring (13.2 ppg) in six playoff games (five starts). Averaged 5.5 rebounds, 2.5 assists and 26.3 minutes.

2011-12 (Clippers):

- Started all 66 games, averaging a team-high 20.7 points on 54.9% shooting from the field, a team-high 10.9 rebounds and 3.2 assists in 36.2 minutes.
- For second straight season, started and appeared in every game.
- Led Clippers in minutes, field goals, field goals attempted, free throws attempted, rebounds, points, personal fouls and turnovers.
- Started first NBA All-Star Game, recording 22 points and eight rebounds in 31 minutes. Also appeared in Rookie Challenge and played 10 minutes.
- Finished season ranked 10th in NBA in points per game, sixth in rebounds per game, seventh in field goal percentage and fourth with 41 double-doubles.
- Led NBA with 192 dunks.
- Only player in NBA with over 20.0 points, 10.5 rebounds and 3.0 assists per game.
- One of two players in NBA (Dwight Howard) to average 20.0+ points, 10.5 rebounds and shoot 54% from field.
- Led Clippers in scoring 31 times, rebounding 44 times, minutes 28 times, blocks 13 times and assists six times.
- Scored 30+ points four times. Registered 20+ points 41 times.
- Recorded first 20-20 game of NBA career 2/18/12 vs. San Antonio with 22 points and 20 rebounds.
- Became one of five players under age of 25 to lead team in total points and rebounds.
- Led NBA with 902 points in the paint.
- Finished second in the NBA with 26 games with 20+ points/10+ rebounds.
- His 103 double-doubles in his first two seasons is the fourth-highest in the NBA since 1986-87.
- Became the first player since Shareef Abdur-Rahim (1996-98) to attempt over 1,100 free throws in his first two seasons. His 1,163 free throws attempted is the most by any NBA player in their first two seasons since 2000.
- 12/30/11 vs. Chicago, recorded first double-double of season with 34 points (14-25 FG, 6-10 FT), 13 rebounds, three assists in 41:33.
- 4/24/12 at Atlanta, scored Clippers season-high 36 points.
- Grabbed national spotlight on 1/30/12 vs. Oklahoma City with a devastating dunk on Kendrick Perkins with 8:52 remaining in the third quarter. Finished game with 22 points (9-16 FG, 4-7 FT), seven rebounds, two assists and two blocks in 36:15.
- **PLAYOFFS:** Started all 11 playoff games, averaging a team-high 19.1 points, 6.9 rebounds, 2.5 assists and 1.8 steals in 35.7 minutes.

2010-11 (Clippers):

- Averaged 22.5 points, 12.1 rebounds and 3.8 assists in 38.0 minutes in 82 games (all starts).
- Named the unanimous winner of the 2010-11 NBA T-Mobile Rookie of The Year award on 5/4/11…first unanimous Rookie of the Year selection since David Robinson in 1989-90.

- The lone unanimous selection to the 2010-11 T-Mobile NBA All-Rookie First Team.
- Named to Western Conference All-Star Team, becoming first rookie since Yao Ming in 2003 to play in game and first rookie since Tim Duncan in 1998 to be voted in by the coaches.
- Won Sprite Slam Dunk contest during All-Star Weekend in iconic fashion.
- Named T-Mobile Rookie of the Month all six times (November-April).
- Shot 50.6% from the field.
- Led Clippers in scoring 36 times, rebounds 64 times, assists 13 times, steals 17 times, blocks 12 times, minutes
- Registered two triple-doubles, recorded a Los Angeles Clippers record 63 double-doubles and established a Clippers franchise record with 27 consecutive double-doubles from 11/20/10-1/19/11.
- 63 double-doubles was the most in franchise history since Bob McAdoo's 69 in 1974-75.
- Scored 40+ points two times, 30+ points 14 times and 20+ points 55 times, (the 7th highest total in NBA).
- Set a Clippers rookie record for points in a game with 47 points on 1/17/11 vs. Indiana, the third-highest total in a game this season and the most by a Clipper since 1990.
- Became one of just three players in NBA history aged 21 or younger to score at least 47 points with 14 rebounds, joining Michael Jordan and Rick Barry.
- Finished as only player in NBA to average at least 20.0 ppg, 12.0 rpg and 3.0 assists and the third player since 2001-02 to do it.
- Became first rookie since Elton Brand in 1999-00 to average at least 20 ppg and 10 rpg.
- Set new Los Angeles Clippers record for most rebounds in a season (989), most rebounds in franchise history since Swen Nater had 1,017 in 1980-81.
- Became one of only four rookies in NBA history to total over 1,600 points, 900 rebounds and 250 assists in their first season.
- Established himself as Clippers franchise all-time rookie leader in points scored (1,845) and free throw attempts (695) and second in rebounds (989).
- Finished the season ranked in the NBA fourth in rebounds per game, third in total rebounds, 12th in points per game, eighth in minutes per game, fifth in minutes played, eighth in field goals made, secondnd in free throws attempted.
- Finished the season tied for first in the NBA with 47 games of 20+ points and 10+ rebounds.
- Was one of four players in NBA to average 20+ points and 12+ rebounds.
- Established new Los Angeles Clippers record with 63 games of 10+ rebounds.
- Became the first rookie since Jerry West on 2/26/61 to have a triple-double with at least 30 points, 15 rebounds and 10 assists when he had 33 points, 17 rebounds and 10 assists on 3/23/11.
- Had a career-starting streak of 67 games scoring in double-digits, the longest by an NBA player since David Robinson did it in 77-straight games in 1989-90.
- Led the NBA with 14-straight games of 20+ points and 10+ rebounds from 12/12/10-1/14/11
- Became the third rookie since 1976-77 to record a 30 point, 15 rebound, eight assist game when he did it on 1/22/11 vs. Golden State.
- Became the second rookie in NBA history and first since Oscar Robertson on 11/15/60 to have a 44 point, 15 rebound, seven assist game when he did it on 11/20/10 vs. New York.
- Finished second in the NBA with 214 dunks.
- Played in the 60th NBA All-Star Game, scoring eight points and grabbing five rebounds and passing for five assists in his first All-Star appearance.
- Had 14 points and three rebounds in the T-Mobile Rookie Challenge.
- Made NBA debut 10/27/10 vs. Portland, had 20 points (8-14 FG, 4-6 FT), 14 rebounds, four assists in 38:36.
- 1/17/11 vs. Indiana, had 47 points (19-24 FG, 9-11 FT), 14 rebounds, three assists, one block in 36:56, became the first rookie since Allen Iverson to have two 40+ games in season.
- 3/23/11 vs. Washington, recorded first career triple-double, had 33 points (14-19 FG, 5-8 FT), 17 rebounds, 10 assists.
- 4/13/11 vs. Memphis, recorded second triple-double with 31 points, 10 rebounds, 10 assists in 40:30.
- Had the 4th highest scoring debut of any Clippers rookie and the 3rd highest rebounding debut of any Clipper rookie.

2009-10 (Clippers):

- Averaged 13.7 points, 8.1 rebounds and 28.0 minutes in seven preseason games played.
- Did not appear in any Clippers regular season games.
- Suffered a non-displaced stress fracture of his left patella during the Clippers' last preseason game vs. New Orleans on 10/23/09.
- Underwent successful surgery on his left knee 1/20/10 at the Kerlan-Jobe Orthopaedic Center in Los Angeles…The two-part procedure, specifically termed a left patellar fragment excision and a patellar tendon repair was a success and was performed by Dr. Neal ElAttrache who was assisted by Clippers Team Physician Dr. Steven Shimoyama.

32 BLAKE GRIFFIN

- Medically cleared to return to full contact practice in the month prior to 2010 NBA Summer League in Las Vegas, Nevada…Griffin practiced with the team but did not play in any games.

COLLEGE (Oklahoma – 2008-09):

- Averaged 18.8 points, 11.8 rebounds and 1.0 blocks over his two-year collegiate career.
- Consensus National Player of the Year following his sophomore season.
- 2008-09 postseason awards included the Naismith Trophy, Wooden Award, Oscar Robertson Trophy (USBWA) and Rupp Trophy as well as player of the year nods from the Associated Press, CBS/Chevrolet, the NABC, Sports Illustrated, The Sporting News, Basketball Times, ESPN.com, CBSsports.com, FoxSports.com and Athlon Sports.
- As a sophomore, earned Big 12 Player of the Year honors, Sportsperson of the Year honors, First-Team All-Big 12 and a record-tying six Big 12 Player of the Week awards.
- As a freshman, voted First-Team All-Big 12 and Big 12 All-Rookie.
- Finished his career with two-year NCAA Tournament averages of 22.3 points, 11.8 rebounds and 2.3 assists.
- His 77.8 career NCAA Tournament field goal percentage (56-72) is a school record.
- Averaged 22.7 points, 14.4 rebounds, 2.3 assists, 1.2 blocks, 1.1 steals and 33.3 minutes in 35 games played, while shooting 65.4 from the field during his sophomore season (2008-09).
- Set Oklahoma and Big 12 single-season records for rebounds (504), rebounding average, field goal percentage and double-doubles.
- Rebound total in 2008-09 was the highest in a season by an NCAA Division I player since Indiana State's Larry Bird in 1978-79 (505) and rebounding average was the highest since Wake Forest's Tim Duncan in 1996-97 (14.7).
- First-Team All-Big 12 selection.
- Named to the Big 12 All-Rookie Team.

COMMUNITY INVOLVEMENT:

- Took part in the Clippers Teamwork at the Table Thanksgiving event at St. Joseph Center in Venice where he helped distribute food baskets and turkeys to over 300 families.
- Continues to support Make A Wish to grant the wish of terminally ill kids in Los Angeles and nationwide.
- Donated school supplies to schools in New York City during 2015 All-Star Weekend in New York.
- Worked with the Salvation Army Seimon Family Youth and Community Center to distribute gifts to children during the holiday season.
- Partnered with Feed the Children to help feed families in the Los Angeles.
- Hosted local youth at home games during the 2010-11 season as part of his PlayerZone.
- Partnered with the Los Angeles Clippers, Kia and the California Endowment to open two playgrounds in Los Angeles and Long Beach during the 2012-13 season.
- Participated, in conjunction with California Endowment, to open refurbished playground and basketball courts as part of the Clippers FIT Campus Program during the 2013-14 season.
- Participated in Mastro's Celebrity Server Dinner with the CP3 Foundation, benefiting LA's Afterschool Programs and Leaps n Boundz, serving kids with learning delays.

PERSONAL:

- Full name is Blake Austin Griffin.
- Born in Oklahoma City, OK; Parents are Gail and Tommy Griffin.
- Brother, Taylor, played one season with the Phoenix Suns in 2009-10.
- Follow Griffin on Twitter: @blakegriffin32.





WESLEY JOHNSON

FORWARD

PERSONAL INFORMATION

HEIGHT: 6′7″
WEIGHT: 215
YEARS PRO: 5
COLLEGE: Syracuse
BIRTHDATE: July 11, 1987

DRAFTED: First Round by the Minnesota Timberwolves in 2010 (4th overall)

ACQUIRED: Signed as a free agent on July 9, 2015

CONTRACT STATUS: Signed through the 2016-17 season

CAREER HIGHS

MINUTES:	**43**	3/30/15 at Philadelphia
POINTS:	**29**	3/18/11 at Lakers
FIELD GOALS:	**11**	3/18/11 at Lakers
3-PT FIELD GOALS:	**6 (2)**	11/29/13 at Detroit
FREE THROWS:	**8**	3/10/15 vs. Detroit
REBOUNDS:	**15 (2)**	4/3/15 vs. Portland
ASSISTS:	**6 (2)**	12/14/14 at Minnesota
STEALS:	**5 (3)**	4/14/14 at Utah
BLOCKS:	**5**	11/13/13 at Denver
TURNOVERS:	**6**	1/30/12 at Houston

33 WESLEY JOHNSON

2014 -15 (Lakers):

- Appeared in 76 games (59 starts), averaging 9.9 points, 4.2 rebounds, 1.6 assists, 0.8 steals and 0.6 blocks in 29.5 minutes.
- Notched 37 games of 10+ points, one game of 20+ and had three double-doubles.
- 11/1/14 at Golden State, notched first double-digit scoring game of the year with 15 points (6-9 FG) and four rebounds.
- 11/28/14 vs. Minnesota, scored a season-high 19 points (4th 10+ point game of the season).
- 12/12/14 at San Antonio, recorded 10+ points in third straight game with 13 points (3-3 3FG) and five rebounds.
- 12/14/14 at Minnesota, totaled 12 points and tied a career-high with six assists.
- 12/15/14 at Indiana, had fifth straight double-figure game with 13 points.
- 2/22/15 vs. Boston, had 22 points (season-high) on 9-11 shooting with five rebounds.
- 3/29/15 at Brooklyn, scored 17 points with five rebounds.
- 3/30/15 at Philadelphia, had 12 points and a team-high 11 rebounds with three blocks and two steals.

2013 -14 (Lakers):

- Appeared in 79 games (62 starts), averaging 9.1 points, 4.4 rebounds, 1.6 assists, 1.09 steals and 0.97 blocks in 28.4 minutes.
- Posted career-best averages in points, rebounds, steals and blocks.
- Totaled 35 games of 10+ points.
- Finished with four games of 20+ points.
- Notched four double-doubles.
- 11/13/13 at Denver, became the only Laker to block five shots, have three steals and hit two three-pointers in a game since at least the 1985-86 season.
- 11/29/13 at Detroit, went 9-of-11 from the field (6-7 3FG, tying a career-high in makes) for 27 points.
- 1/15/14 at Phoenix, played a career-high 44 minutes, hit a career mark in free throws (six) and scored 20+ points (22) for the 10th time in career.
- 1/17/14 at Boston, posted 11 points and 11 rebounds for first double-double of the year and second of career.
- 4/13/14 vs. Memphis, scored 15 points to go with a career-high 15 rebounds.
- Missed two total games due to illness: one game with gastroenteritis (12/31/13) and one game with an upper respiratory infection (3/21/14).

2012-13 (Phoenix):

- Appeared in 50 games (21 starts), averaging 8.0 points and 2.5 rebounds in 19.1 minutes.
- Scored in double-figures 17 times including three 20+ point games.
- 2/26/13 vs. Minnesota, recorded 14 points, a career-high nine rebounds, three assists and two steals.
- Totaled 14 points, a career-high nine rebounds and two steals on 3/18/13 vs. Lakers.
- Posted seven points and a season-high four assists on 3/22/13 vs. Minnesota.
- Finished with 21 points (season-high five 3FGM), five rebounds and two steals on 3/24/13 vs. Brooklyn.
- Scored a season-high 22 points (8-16 FG) while posting a season-high three steals on 3/27/13 at Utah.
- Netted 12 points, seven rebounds and a season-high two blocks on 4/15/13 vs. Houston.

2011-12 (Minnesota):

- Appeared in 65 games (team-high 64 starts) with Minnesota, averaging 6.0 points and 2.7 rebounds in 22.6 minutes.
- Shot 39.8% overall for the season from the field but shot 45.1% in the month of April (13 games).
- Scored 10+ points nine times.
- Led team in blocked shots (48).
- Recorded 11 points, a career-high tying four steals and season-high three blocks on 3/9/12 vs. Lakers.
- 3/7/12 vs. Portland, scored a season-high 19 points (8-11 FG, 3-4 3FG).
- 2/3/12 at New Jersey totaled 10 points and a season-high eight rebounds.
- Posted nine points and a season-high eight rebounds on 1/13/12 at New Orleans.
- Missed one game due to illness (1/23/12).

NBA STATISTICS

NBA REGULAR SEASON RECORD

														– REBOUNDS –											
SEASON	TEAM	GP	GS	MIN	FGM	FGA	FG%	3PM	3PA	3P%	FTM	FTA	FT%	OR	DR	REB	AST	STL	BLK	TO	PF	DQ	PTS	AVG
2010-11	Minnesota	79	63	2069	271	682	.397	103	289	.356	64	92	.696	51	189	240	148	58	54	95	163	4	709	9.0
2011-12	Minnesota	65	64	1469	158	397	.398	53	169	.314	24	34	.706	24	153	177	59	35	48	60	115	0	393	6.0
2012-13	Phoenix	50	21	953	161	396	.407	50	155	.323	27	35	.771	21	102	123	34	22	18	48	56	0	399	8.0
2013-14	L.A. Lakers	79	62	2240	277	651	.425	100	271	.369	61	77	.792	70	278	348	124	86	77	90	207	1	715	9.1
2014-15	L.A. Lakers	76	59	2245	286	691	.414	91	259	.351	90	112	.804	67	252	319	124	59	45	87	162	4	753	9.9
TOTALS		349	269	8976	1153	2817	.409	397	1143	.347	266	350	.760	233	974	1207	489	260	242	380	703	9	2969	8.5

33 WESLEY JOHNSON

2010-11 (Minnesota):

- Appeared in a team-high 79 games (63 starts) with Minnesota, ranking eighth among rookies in scoring (9.0 points), sixth in three-point accuracy (35.6%) , 10th in steals (0.73 steals), seventh in blocks (0.68 blocks) and sixth in minutes played (26.2 minutes).
- Established a new rookie franchise record with 103 three-point field goals made on the season.
- 3/18/11 at LA Lakers, scored a career-high 29 points (11-21 FG), at that point, the most by a Timberwolves rookie since 1996.
- Led team in scoring four times.
- Scored 20+ points five times.
- 3/1/11 vs. LA Lakers, posted 20 points and a season-high tying eight rebounds.
- 2/27/11 vs. Golden State, recorded a season-high four steals.
- Recorded 13 points, six rebounds and a career-high four blocked shots on 2/8/11 at Houston.
- 12/27/10 vs. New Orleans, scored 24 points (8-12 FG, 6-8 3FG) including a franchise rookie-record tying six three-point field goals made.
- 12/15/10 at Phoenix, totaled 17 points and a career-high tying five assists.
- 12/4/10 vs. Cleveland, scored 20 points (8-9 FG).

COLLEGE (Iowa State – 2006-2008, Syracuse – 2009-2010):

- Three-year collegiate performer at Iowa State (2006-08) and Syracuse (2009-10).
- Sat out the 2008-09 season after transferring schools, per NCAA rules.
- Named a First Team All-American as a junior at Syracuse by the Associated Press, United States Basketball Writers Association and Fox Sports.
- Finalist for the Naismith Trophy, awarded to the men's college basketball player of the year.
- Big East Player of the Year, All-Big East Conference First Team as a junior.
- Big 12 Conference All-Rookie Team.
- In his final collegiate season as a junior, averaged 16.5 points and 8.5 rebounds, leading Syracuse in both categories.
- Averaged 22.0 points in the NCAA Tournament, and scored a career-high 31 points to go along with 14 rebounds to lead Syracuse to a win over Gonzaga in the second round; it was his career-high 12th double-double of the season.
- Saw action in 58 total games with the Iowa State Cyclones from 2006-08, starting 55 of them.
- Averaged 12.3 points and 6.1 rebounds in his career at Iowa State.
- Slowed by an ankle injury in his sophomore season, was still named honorable mention All-Big 12 after averaging 12.4 points and 4.0 rebounds.
- Collegehoops.net honorable mention Freshman All-America, Big 12 All-Rookie Team.
- As a freshman, earned a Big 12 Player of the Week honor and Big 12 Rookie of the Week award.

PERSONAL:

- Full name is Wesley JaMarr Johnson.
- Son of Robert and Mary Johnson.
- Has a brother, Craig Carroll, and a sister, Rhonda Smith.
- Father of twins, son Wesley II and daughter Santana.
- Majored in communications and rhetorical studies.
- Attended high school at Corsicana (Texas), The Patterson School (North Carolina) and Eldon Academy (Michigan).

DeANDRE JORDAN

CENTER

PERSONAL INFORMATION

HEIGHT: 6'11"
WEIGHT: 265
YEARS PRO: 7
COLLEGE: Texas A&M
BIRTHDATE: July 21, 1988

DRAFTED: Second round by the Clippers in 2008 (35th overall)

CONTRACT STATUS: Signed through the 2018-19 season

CAREER HIGHS

MINUTES:	**45**	3/4/15 vs. Portland
POINTS:	**26**	2/19/15 vs. San Antonio
FIELD GOALS:	**11 (2)**	1/3/14 at Dallas
3-PT FG:	**1**	3/13/15 at Dallas
FREE THROWS:	**12 (2)**	3/11/15 at Oklahoma City
REBOUNDS:	**27**	2/9/15 at Dallas
ASSISTS:	**4 (2)**	2/7/14 vs. Toronto
STEALS:	**5**	11/8/14 vs. Portland
BLOCKS:	**9**	11/29/13 at Sacramento
TURNOVERS:	**9**	10/31/12 vs. Memphis

NBA CAREER SUPERLATIVES:

- NBA All-Defensive First Team (2015).
- All-NBA Third Team (2015).
- Led the NBA in field goal percentage and rebounds per game for both the 2013-14 (67.6% FG% and 13.6 rpg) and 2014-15 (71.0% FG% and 15.0 rpg) seasons. Only Jordan, Dwight Howard and Wilt Chamberlain have finished a season atop the league in both categories and only Howard did so in the last 40 years. Howard did so in 2009-10, grabbing 13.2 boards and shooting 61.2%. Chamberlain accomplished the feat eight times from 1960-61 to 1972-73. Jordan and Chamberlain are the only two players in NBA history to have led the league in both categories for consecutive seasons.
- Shot 50%+ from the field in 40 consecutive games (11/29/14 - 2/19/15), the longest streak in NBA history.
- 71.0% field goal percentage in 2014-15 is the second-highest single-season mark in NBA history. (W. Chamberlain, 1972-73- 72.7%)
- Set Clippers franchise record with 13 games of 20+ rebounds in 2014-15.
- Set Clippers single-season franchise record with 1,226 rebounds in 2014-15.
- Led the NBA in defensive win shares (5.4) in 2014-15.
- Owns the Los Angeles Clippers record for consecutive games played with 322.

2014-15 (Clippers):

- Appeared in 82 games (all starts), averaged 11.5 points, 15.0 rebounds and 2.2 blocks in 34.4 minutes.
- Became the third player in NBA history to average 11+ points and 14.5+ rebounds in less than 35 minutes per game (M. Stokes- 1955-56 & R. Kerr- 1961-62).
- Led NBA in both field goal percentage 71.0% and rebounds per game at 15.0.
- Season field goal percentage of 71.0% was the second-highest single-season mark in NBA history (W. Chamberlain, '72-73- 72.7%).
- Led NBA in defensive rebound percentage (32.4%), total rebound percentage (24.5%) and defensive win shares (5.4).
- Scored 10+ points 41 times, 20+ points seven times, grabbed 10+ rebounds 62 times and 20+ rebounds 13 times on the season.
- Among starting centers in the NBA ranked first in blocks with 183 and third in steals at 81.
- Recorded 14+ rebounds in 19 consecutive games (2/8/15 - 3/9/15), the longest streak in the NBA since 1992-93 (D. Rodman- 24).
- Set franchise record for rebounds in a season (1,226) passing Swen Nater (1,216).
- Recorded three games with 20+ points and 20+ rebounds in a 10-day span (2/2/15, 2/9/15, 2/11/15), after recording zero such games in his career until that point.
- Recorded an NBA-leading 13 games with 20+ rebounds, the most by a Clipper in a single-season.
- Recorded second consecutive season with 1,000+ rebounds and 65%+ FG%. Only he and Wilt Chamberlain (2x) have accomplished the feat.
- Recorded 201 rebounds in a 10-game span (2/9/15 - 3/4/15) joining Ben Wallace and Dennis Rodman as the only players to record 200+ rebounds in a 10-game span since 1994-95.
- Recorded 29 games with 17+ rebounds, third most since by any player in a single-season since 1985-86.
- Shot 88.4% from the field over six-game span (1/14/15-1/25/15), the highest field goal percentage of any player in a six-game span in the shot-clock era (40+ FGA).

NBA STATISTICS

NBA REGULAR SEASON RECORD

														– REBOUNDS –										
SEASON	TEAM	GP	GS	MIN	FGM	FGA	FG%	3PM	3PA	3P%	FTM	FTA	FT%	OR	DR	REB	AST	STL	BLK	TO	PF	DQ	PTS	AVG
2008-09	L.A. Clippers	53	13	771	93	147	.633	0	0	—	42	109	.385	72	165	237	11	11	59	41	96	0	228	4.3
2009-10	L.A. Clippers	70	12	1137	144	238	.605	0	2	.000	48	128	.375	122	230	352	21	16	62	75	152	1	336	4.8
2010-11	L.A. Clippers	80	66	2047	234	341	.686	0	1	.000	98	217	.452	207	368	575	42	41	142	101	255	1	566	7.1
2011-12	L.A. Clippers	66	66	1798	206	326	.632	0	1	.000	74	141	.525	202	344	546	17	30	134	74	189	1	486	7.4
2012-13	L.A. Clippers	82	82	2010	314	488	.643	0	0	—	96	249	.386	210	384	594	28	48	112	100	192	1	724	8.8
2013-14	L.A. Clippers	82	82	2868	348	515	.676	0	0	—	160	374	.428	331	783	1114	74	80	203	123	264	2	856	10.4
2014-15	L.A. Clippers	82	82	2820	379	534	.710	1	4	.250	187	471	.397	397	829	1226	61	81	183	109	245	1	946	11.5
TOTALS		515	403	13451	1718	2589	.664	1	8	.125	705	1689	.417	1541	3103	4644	254	307	895	623	1393	7	4142	8.0

NBA PLAYOFF RECORD

														– REBOUNDS –										
SEASON	TEAM	GP	GS	MIN	FGM	FGA	FG%	3PM	3PA	3P%	FTM	FTA	FT%	OR	DR	REB	AST	STL	BLK	TO	PF	DQ	PTS	AVG
2011-12	L.A. Clippers	11	11	249	21	40	.525	0	0	—	8	24	.333	18	40	58	4	7	18	7	20	0	50	4.5
2012-13	L.A. Clippers	6	6	144	10	22	.455	0	0	—	2	9	.222	15	23	38	1	1	10	9	18	0	22	3.7
2013-14	L.A. Clippers	13	13	442	46	63	.730	0	0	—	33	76	.434	43	120	163	10	12	33	23	45	1	125	9.6
2014-15	L.A. Clippers	14	14	482	58	81	.716	0	0	---	67	157	.427	49	138	187	16	16	33	17	42	0	183	13.1
TOTALS		44	44	1317	135	206	.655	0	0	---	110	266	.414	125	321	446	31	36	94	56	125	1	380	8.6

6 DeANDRE JORDAN

- Finished the season as one of 13 players to average a double-double.
- Tied for third in the NBA in double-doubles with 47.
- Finished fourth in the NBA in blocks per game with 2.2.
- Led the NBA in dunks with 252.
- Led the NBA in recording 10+ rebounds in 75 games.
- Currently holds the NBA's longest active consecutive games played streak at 322.
- Recorded 15+ rebounds in 10 straight games (2/9/15 - 3/4/15), the longest streak in Clippers history.
- Became one of only three players since 1985-86 (A. Drummond, K. Willis) to average 16+ points and 17+ rebounds in a single month (16.0 ppg & 17.2 rpg in Feb. 2015).
- **PLAYOFFS:** Appeared in 14 games (all starts), averaging 13.1 points, 13.4 rebounds and 2.4 blocks in 34.5 minutes.
- Became first player in NBA postseason history to average 13+ rebounds and shoot 70%+ from the field in a single postseason.
- 5/4/15 at Houston, tallied five assists, his most in any game of his professional career.
- 5/10/15 vs. Houston, scored a postseason career-high 26 points in Game 4 to go along with 17 rebounds, becoming the only player since 1985 to record 25+ points and 15+ rebounds in 30 or fewer minutes in a postseason game.
- 5/10/15 vs. Houston, attempted an NBA postseason record 28 free-throws in the first half. Jordan finished with 34 attempts from the stripe, good for the second-most by any player in a single postseason game in NBA history (39-Shaquille O'Neal, 6/9/00).

2013-14 (Clippers):

- In 82 games (all starts), averaged career-highs in points (10.4), rebounds (13.6) and had 2.4 blocked shots in 35.0 minutes.
- Was the only Clippers player to appear in all 82 games and one of only five players in the NBA to start every game.
- Appeared in his 240th consecutive game on 4/16/14 and finished with the longest active streak in the NBA.
- Was one of 11 players in the NBA to average a points-rebounds double-double on the season.
- His 67.6% field goal percentage broke his own record of 64.3% which he set in 2012-13.
- Led the NBA in dunks with 245.
- Led the NBA in games with at least 12 rebounds.
- On 3/31/14 had a career-high 24 rebounds in a 114-104 win against the Timberwolves. His previous best was 22 rebounds on 2/4/12.

- Had a career-high 42 double-doubles, second on the Clippers and tied for eighth in the NBA.
- Grabbed 16 rebounds versus Denver on 4/15/14, marking the 27th time in 82 games that he had at least 16 boards, including at least 20 on four occasions. In his previous five NBA seasons Jordan had just seven games with 16+ boards and never did so more than three times in a single season.

- Had the fifth largest improvement in rebounds per game from one year to the next in the NBA since 1951-52 (Min. 75% of team games and 7.0 rebounds per game each year).
- Eclipsed 1,000 rebounds for the season on 3/27/14 against the Mavericks. It was just the 12th time since 1985-86 that a player has had 1,000+ rebounds in the first 73 games or fewer of a season and first since Kevin Love in 2010-11. Dennis Rodman (three times), Kevin Garnett (twice), Dwight Howard, Dikembe Mutombo, Hakeem Olajuwon, Ben Wallace and Kevin Willis are the others to have done so in that span... In addition, Jordan was just the seventh player in franchise history to reach 1,000+ rebounds in a season.
- Led the Clippers in points once, rebounds 67 times, blocked shots 67 times and steals 16 times.
- Finished No. 5 all-time on the franchise single-season rebounding list with 1,114 total rebounds (No. 1 in Los Angeles Clippers history).
- His streak of 22 games in a row with at least 10 rebounds and one block came to end on 1/25/14 against Toronto when he did not record a blocked shot. He surpassed Hakeem Olajuwon for the second most such consecutive games in NBA history. According to the Elias Sports Bureau, Kareem Abdul-Jabbar did so 24 straight times in 1976-77.



- **PLAYOFFS:** In 13 games (all starts) averaged 9.6 points on 73.0% shooting, 12.5 rebounds and 2.5 blocked shots in 34.0 minutes. Set a franchise postseason record with 22 rebounds on 4/24/14 against the Golden State Warriors.

2012-13 (Clippers):

- In 82 games (all starts) averaged career-highs in points (8.8) and steals (0.59), to go along with 7.2 rebounds and 1.37 blocks in 24.5 minutes.
- Was one of two Clippers (Lamar Odom) to appear in all 82 games and one of only 15 players in the NBA to start every game.
- His 64.3% field goal percentage surpassed James Donaldson's Clipper record of 63.7% set in 1984-85.
- Had a career-high 22 rebounds to go along with seven points on 2/4/13 at Washington.
- Collected a season-high 21 points on 11/18/12 at Portland.
- Had a season-high seven blocks, one shy of a career-high on 11/1/12 vs. Chicago.
- Had three games of 20+ points, 23 games of 10+ rebounds and 12 double-doubles on the season.
- Led the team in rebounding 25 times and blocks 37 times this season.
- Finished third in NBA with 179 dunks.
- Finished 16th in NBA in blocks (1.37).
- **PLAYOFFS:** In six games, averaged 3.7 points, 6.3 rebounds, 1.67 blocks and 24.1 minutes.

2011-12 (Clippers):

- Started all 66 games, averaging 7.4 points, 8.3 rebounds and 2.0 blocks in 27.2 minutes.
- Fourth in the NBA in blocks per game with 2.05 bpg.
- Finished season as one of only three players in NBA to average 7.0+ points, 8.0+ rebounds and 2.0+ blocks per game.
- Had 25 games with three or more blocks and had 5+ blocks five times.
- Registered a career-high eight blocks on 12/25/11 at Golden State.
- One of just two players in NBA (Tyson Chandler) with more than 315 field goals attempted and shooting over 63% from field.
- Finished third in the NBA with 141 dunks.
- Clippers leader in blocks and field goal percentage. Second on team in total rebounds.
- Led Clippers in blocks 42 times and rebounds 22 times. Had eight double-doubles and reached double-figures in rebounds 24 times and points 19 times.
- **PLAYOFFS:** In 11 games, averaged 4.5 points, 5.3 rebounds, 1.64 blocks and 22.6 minutes.

2010-11 (Clippers):

- Averaged 7.1 points, 7.2 rebounds, 0.5 steals, 1.78 blocks and 25.6 minutes in 80 games (66 starts).
- Finished third in the NBA with 158 dunks.
- Shot a team-high and career-high 68.6% from field (234-341 FG).
- Owned the highest field goal percentage of any player in NBA with over 300 field goal attempts.
- Ranked 10th in NBA with 1.78 blocks per game and 36th in NBA with 7.2 rebounds per game.
- Led Clippers in blocks 47 times, rebounds 17 times and steals 10 times.
- Had 10+ rebounds 18 times and registered 20+ rebounds once on 1/5/11 vs. Denver, had 14 points (5-7 FG, 4-6 FT), career-high 20 rebounds, three assists, six blocks in 40:54.
- Recorded a career-high eight double-doubles and scored 20+ points one time, had 10+ points 19 times.
- 12/11/10 vs. Memphis, had 10 points (5-9 FG), 14 rebounds, one steal, four blocks in 33:19.

2009-10 (Clippers):

- Averaged 4.8 points, 5.0 rebounds, 0.3 assists, 0.89 blocks in 16.2 minutes.
- Appeared in 70 games (12 starts).
- Had six double-doubles and led team in rebounds 10 times.

2008-09 (Clippers):

- Averaged 4.3 points, 4.5 rebounds, 0.2 assists, 1.11 blocks in 14.5 minutes.
- Appeared in 53 games (13 starts).
- Scored 10+ points two times and 20+ points two times.
- Grabbed 10+ rebounds six times and 20+ rebounds one time.
- Recorded two double-doubles.
- Led Clippers in rebounds 10 times and blocks 16 times.
- Became one of only three then-active players to have a 20-rebound game in one of first four career starts, joining Shaquille O'Neal, Tim Duncan and Aaron Gray.
- 1/21/09 vs. Lakers, recorded 23 points (11-12 FG, 1-2 FT), 12 rebounds, one steal and four blocks in 43:14.
- 1/25/09 at Golden State, had eight points (3-8 FG, 2-7 FT) and a career-high 20 rebounds.

COLLEGE (Texas A&M – 2007-08):

- Early entry candidate out of Texas A&M after his freshman season.
- Earned Big 12 All-Rookie Team honors.
- Averaged 7.9 points, while leading the team with 6.0 rebounds, 1.3 blocked shots and 61.7 field goal percentage in 20.1 minutes.
- Started 21 of 35 games.
- Scored in double-figures 13 times and had 10 or more rebounds six times.

COMMUNITY INVOLVEMENT:

- Took part in the Clippers Teamwork at the Table Thanksgiving event at St. Joseph Center in Venice where he helped distribute food baskets and turkeys to over 300 families during the 2013-14 season.
- Participated, in conjunction with California Endowment, to open refurbished playground and basketball courts as part of the Clippers FIT Campus Program during the 2013-14 season.
- Participated in Mastro's Celebrity Server Dinner with the CP3 Foundation, benefiting LA's Afterschool Programs and Leaps n Boundz, serving kids with learning delays.
- Hosted a basketball clinic at a local elementary school in October 2014.
- Hosted local youth from Houston when the Clippers played in Houston during the 2014-15 season and participated in postgame meet and greet with the group.
- Worked with the Salvation Army Siemon Family Youth and Community Center to distribute gifts to children during the holiday season.
- Hosted local youth at home games during the 2014-15 season as part of his PlayerZone.

PERSONAL:

- Full name is Hyland DeAndre Jordan, Jr.
- Majored in general studies.
- Named an Official Honoree in the Sports Category for the 13th Annual Webby Awards, for his "Jordan's Journal" blog on Clippers.com during the 2008-09 season.
- Hometown is Bellaire, Texas.
- Participated as a member of Team USA in 2007 U-19 World Championships in Serbia.
- Was a member of the USA Basketball Junior National Select Team that defeated the World Select Team at the 2007 Nike Hoop Summit held in Memphis, Tennessee.
- Averaged 26.1 points, 15.2 rebounds and 8.1 blocked shots his one and only year at Christian Life Center.
- Won the 2012-13 "Social/Slam Award" at the NBA's annual Social Media Awards for his dunk over Brandon Knight on 3/10/13.
- Follow Jordan on Twitter: @deandrejordan6.



CHRIS PAUL

GUARD

PERSONAL INFORMATION

HEIGHT: 6'0"
WEIGHT: 175
YEARS PRO: 10
COLLEGE: Wake Forest
BIRTHDATE: May 6, 1985

DRAFTED: First round by the New Orleans Hornets in 2005 (4th overall)

ACQUIRED: From New Orleans on December 14, 2011. Re-signed on July 10, 2013

CONTRACT STATUS: Signed through the 2017-18 season

CAREER HIGHS

MINUTES:	**51**	2/9/11 at New Jersey
POINTS:	**43 (2)**	4/3/09 at Golden State
FIELD GOALS:	**18**	2/6/08 at Phoenix
3-PT FG:	**6**	4/14/15 at Phoenix
FREE THROWS:	**19**	11/3/12 vs. Golden State
REBOUNDS:	**12 (3)**	12/16/06 vs. Dallas
ASSISTS:	**21**	11/6/07 at L.A. Lakers
STEALS:	**9**	2/20/08 vs. Dallas
BLOCKS:	**2 (6)**	2/23/15 vs. Memphis
TURNOVERS:	**7 (7)**	3/26/13 at Dallas

NBA CAREER SUPERLATIVES:

- Western Conference All-Star (2008, 2009, 2010, 2011, 2012, 2013, 2014, 2015).
- All-Star MVP (2013).
- All-NBA First Team (2008, 2012, 2013, 2014).
- All-NBA Second Team (2009, 2015).
- All-NBA Third Team (2011).
- NBA All-Defensive First Team (2009, 2012, 2013, 2014, 2015).
- NBA All-Defensive Second Team (2008, 2011).
- T-Mobile NBA Rookie of the Year (2006).
- NBA All-Rookie First Team (2006).
- Gold medal with Team USA, 2012 and 2008 Summer Olympic Games.
- Bronze medal with Team USA, 2006 FIBA World Championship.
- Led NBA in assists in four different seasons (2007-08, '08-09, '13-14, '14-15), one of only eight players in NBA history to do so in four or more seasons.
- Led NBA in assist/turnover ratio (4.41) in 2014-15.
- Ranked third in NBA history with a career average of 9.9 assists per game.

NBA STATISTICS

NBA REGULAR SEASON RECORD

														– REBOUNDS –										
SEASON	TEAM	GP	GS	MIN	FGM	FGA	FG%	3PM	3PA	3P%	FTM	FTA	FT%	OR	DR	REB	AST	STL	BLK	TO	PF	DQ	PTS	AVG
2005-06	NO/OKC	78	78	2808	407	947	.430	50	177	.282	394	465	.847	61	339	400	611	175	6	183	218	0	1258	16.1
2006-07	NO/OKC	64	64	2353	381	871	.437	50	143	.350	292	357	.818	54	226	280	569	118	3	161	154	0	1104	17.3
2007-08	New Orleans	80	80	3006	630	1291	.488	92	249	.369	332	390	.851	62	259	321	925	217	4	201	185	0	1684	21.1
2008-09	New Orleans	78	78	3002	631	1255	.503	64	176	.364	455	524	.868	69	363	432	861	216	10	231	212	1	1781	22.8
2009-10	New Orleans	45	45	1712	314	637	.493	52	127	.409	161	190	.847	20	171	191	480	96	8	112	118	2	841	18.7
2010-11	New Orleans	80	80	2880	430	928	.463	71	183	.388	337	384	.878	38	289	327	782	188	5	177	196	0	1268	15.9
2011-12	L.A. Clippers	60	60	2181	425	890	.478	79	213	.371	260	302	.861	42	171	213	543	152	4	124	138	0	1189	19.8
2012-13	L.A. Clippers	70	70	2335	412	856	.481	76	232	.328	286	323	.885	53	209	262	678	169	10	159	143	1	1186	16.9
2013-14	L.A. Clippers	62	62	2171	406	870	.467	78	212	.368	295	345	.855	38	230	268	663	154	4	145	157	1	1185	19.1
2014-15	L.A. Clippers	82	82	2857	568	1170	.485	139	349	.398	289	321	.900	52	324	376	838	156	15	190	203	2	1564	19.1
TOTALS		**699**	**699**	**25304**	**4604**	**9715**	**.474**	**751**	**2061**	**.364**	**3101**	**3601**	**.861**	**489**	**2581**	**3070**	**6950**	**1641**	**69**	**1683**	**1724**	**7**	**13060**	**18.7**

NBA PLAYOFF RECORD

														– REBOUNDS –										
SEASON	TEAM	GP	GS	MIN	FGM	FGA	FG%	3PM	3PA	3P%	FTM	FTA	FT%	OR	DR	REB	AST	STL	BLK	TO	PF	DQ	PTS	AVG
2007-08	New Orleans	12	12	486	111	221	.502	5	21	.238	62	79	.785	16	43	59	135	28	2	22	43	1	289	24.1
2008-09	New Orleans	5	5	201	30	73	.411	5	16	.313	18	21	.857	4	18	22	52	8	0	24	8	0	83	16.6
2010-11	New Orleans	6	6	250	42	77	.545	9	19	.474	39	49	.796	3	37	40	69	11	0	22	11	0	132	22.0
2011-12	L.A. Clippers	11	11	423	70	164	.427	13	39	.333	41	47	.872	6	50	56	87	30	1	43	30	0	194	17.6
2012-13	L.A. Clippers	6	6	224	49	92	.533	6	19	.316	33	37	.892	3	21	24	38	11	0	9	17	1	137	22.8
2013-14	L.A. Clippers	13	13	472	92	197	.467	32	70	.457	41	53	.774	12	43	55	134	37	0	39	50	0	257	19.8
2014-15	L.A. Clippers	12	12	445	95	189	.503	27	65	.415	48	51	.941	7	46	53	105	22	3	26	37	0	265	22.1
TOTALS		**65**	**65**	**2501**	**489**	**1013**	**.483**	**97**	**249**	**.390**	**282**	**337**	**.837**	**51**	**258**	**309**	**620**	**147**	**6**	**185**	**196**	**2**	**1357**	**20.9**

NBA ALL-STAR RECORD

														– REBOUNDS –										
SEASON	TEAM	GP	GS	MIN	FGM	FGA	FG%	3PM	3PA	3P%	FTM	FTA	FT%	OR	DR	REB	AST	STL	BLK	TO	PF	DQ	PTS	AVG
2007-08	New Orleans	1	0	27	7	14	.500	2	6	.333	0	0	.000	2	1	3	14	4	0	2	5	0	16	16.0
2008-09	New Orleans	1	1	29	7	14	.500	0	1	.000	0	0	.000	1	6	7	14	3	0	1	4	0	14	14.0
2009-10	New Orleans	DNP - Injured Left Knee																						
2010-11	New Orleans	1	1	29	3	7	.429	2	3	.667	2	2	1.000	1	3	4	7	5	0	3	3	0	10	10.0
2011-12	L.A. Clippers	1	1	31	3	7	.429	2	5	.400	0	0	.000	0	5	5	12	1	0	2	1	0	8	8.0
2012-13	L.A. Clippers	1	1	27	7	10	.700	4	5	.800	2	3	.667	0	0	0	15	4	0	3	0	0	20	20.0
2013-14	L.A. Clippers	1	0	24	4	9	.444	1	4	.250	2	2	1.000	2	2	4	13	3	0	3	1	0	11	11.0
2014-15	L.A. Clippers	1	0	27	6	13		0	3	.000	0	0	---	1	5	6	15	2	0	2	0	0	12	12.0
TOTALS		**7**	**4**	**194**	**37**	**74**	**.500**	**11**	**27**	**.407**	**6**	**7**	**.857**	**7**	**22**	**29**	**90**	**22**	**0**	**16**	**14**	**0**	**91**	**13.0**

- Moved into 16th place on the NBA all-time assists list (6,950).

2014-15 (Clippers):

- Appeared in 82 games (all starts) and averaged 19.1 points, 10.2 assists and 1.9 steals in 34.8 minutes.
- Only player in the NBA to average 19+ points, 10+ assists and 1.5+ steals. Additionally, became one of only three players since 1973-74 to sustain those averages over the course of an entire season (M. Johnson, I. Thomas).
- Led team in assists with 838 and steals with 156 and ranked second in points per game (19.1) and third in rebounds (376).
- Recorded 42 games with 10+ assists, the most by a Clipper since at least 1985-86.
- Named as a reserve to the NBA All-Star game and made his eighth career appearance and fourth as a Clipper.
- Became the fourth player in NBA history to record 13,000+ points and 6,500+ assists in fewer than 700 career games on 4/7/15 vs. Lakers.
- Recorded career-high 139 three-pointers.
- Recorded 41 points, 17 assists and one turnover on 4/1/15 vs. Portland. Joined Allen Iverson as the only two players in NBA history to record 40+ points, 17+ assists and no more than one turnover in a single-game.
- Led the league in assists per game with 10.2, the fourth time he's accomplished the feat.
- Finished tied for seventh in the NBA in double-doubles with 40.
- Led the NBA in assist/turnover ratio at 4.41, the third straight season leading the league.
- Recorded second-most assists (838) by a Clipper in a single-season (Norm Nixon, 83-84 - 914).
- Ranked fifth in the league in free throw percentage at 90.0% and 14th in the NBA in field goals made with 568.
- Led NBA with 11 games with 15+ assists.
- Among starting guards in the NBA, finished first in assists with 838 and second in steals with 156.
- Named Western Conference Player of the Week for the week ending 3/22/15, the third time he's received the honor as a member of the Clippers. Averaged 26.0 points and 11.3 assists during the week.
- **PLAYOFFS:** Appeared in 12 games (all starts), averaging 22.1 points, 8.8 assists, 4.4 rebounds and 1.8 steals in 37.1 minutes.
- Missed two games due to a hamstring injury (5/4/15 & 5/6/15).
- 5/2/15 vs. San Antonio, made a game-winning shot with one second remaining to help the Clippers advance to the Western Conference Semifinals. According to the Elias Sports Bureau, no other player in NBA history has scored a game-winning field goal with as little time remaining in a Game 7.
- Became one of 31 players since 1978-79 to shoot 50%+ from the field, 40%+ from three-point range and 90%+ from the free-throw line in a single postseason (5+ games played). Paul and Larry Bird are the only two of these players to average 20+ points, 8+ assists and 4+ rebounds in a single postseason.

2013-14 (Clippers):

- Averaged 19.1 points, 10.7 assists, 4.3 rebounds and 2.5 steals in 35.0 minutes in 62 games (all starts).
- Led NBA in assists per game (10.7), assist-to-turnover ratio (4.57) and steals per game (2.5). Has led league in assists three times in his career and steals six times.
- Finished 11th in the NBA with 39 points-assists double-doubles.
- Named Western Conference All-Star.
- Named All-NBA First Team.
- Named All-Defensive First Team.

- On 10/31/13 had one of the most prolific nights in NBA history in the Clippers' 126-115 win over the Golden State Warriors. He accumulated 42 points with 15 assists and six steals. According to the Elias Sports Bureau, Paul is the only player in NBA history to accumulate 40+ points, 15+ assists and 6+ steals in a single game.
- In the first quarter of the Clippers' 112-103 victory over the Detroit Pistons on 3/22/14, became the seventh player in NBA history to top 6,000 career assists before the end of his ninth season. Jason Kidd was the last player to accomplish the feat (2003). John Stockton, Magic Johnson, Norm Nixon, Oscar Robertson and Isiah Thomas are the others.
- Started the season with a points-assists double-double in 13 consecutive games, surpassing Magic Johnson's NBA record.
- Paul finished with 16 points, 12 assists, eight rebounds and three steals on 3/12/14 against the Warriors. It was just the 10th time since the start of the 2011-12 season a player accumulated those statistical minimums in a game. Paul (Mar. 12 and Mar. 18, 2012) and Rajon Rondo are the only players to have done so twice in that span. Only Paul, LeBron James, Kevin Durant and Stephen Curry did so in the 2013-14 season.

- From 3/17/14 to 4/3/14 had at least three steals in eight consecutive games, tying Allen Iverson for the most by an individual since 2008.
- Led Clippers in points 16 times, assists 60 times, and steals 46 times.
- Missed 20 games (18 – separated right shoulder, 1 – strained hamstring, 1 – rest).
- **PLAYOFFS:** In 13 games (all starts), averaged 19.8 points, 4.2 rebounds, 10.3 assists and 2.8 steals in 36.3 minutes. Set franchise record by making eight three-pointers on 5/5/14 against the Oklahoma City Thunder. Had five games with at least 20 points and 10 assists.

2012-13 (Clippers):

- Averaged 16.9 points, 9.7 assists, 3.7 rebounds and 2.41 steals in a career-low 33.4 minutes in 70 games (all starts).
- Led league in steals per game and assists to turnover ratio, finished second in NBA in assists per game, sixth in free throw percentage.
- Named NBA All-Star MVP after recording 20 points, 15 assists and four steals in the 143-138 West victory.
- Raised All-Star Game averages to 12.4 assists and 3.4 steals which are both best in league history.
- Made sixth All-Star appearance. Voted as starter by fans for the second time in a row as a member of the Clippers.
- NBA Western Conference Player of the Month for December after leading Clippers to a 16-0 month with averages of 16.0 points, 9.3 assists and 2.63 steals.
- Led Clippers in assists, steals, and free throws made.
- Shot 49.2% (31-63) in the final five minutes of the 4th quarter when the game was within five points, ranking him 10th in the NBA.
- Became the fourth player in NBA history to reach 10,000 career points and 5,000 career assists before his 28th birthday joining Magic Johnson, Stephon Marbury and Isiah Thomas.
- Accumulated 11 or more assists with one turnover or less a league-high 13 times.
- Scored a league-high three game-winning field goals in the final 10 seconds of games.
- Only player in NBA to average more than 16.0 points, 9.0 assists and 2.4 steals.
- Missed 12 games due to a bruised right kneecap.
- **PLAYOFFS:** In six games, led team in points (22.8), assists (6.3) and steals (1.83) to go along with 4.0 rebounds in 37.3 minutes, including tying a playoff career-high with 35 points in Game 5.

2011-12 (Clippers):

- Averaged 19.8 points, 9.1 assists, 3.6 rebounds, 2.53 steals in 36.4 minutes. Played in 60 games (all starts).
- Led league in steals per game, finished third in NBA in assists per game, 13th in points per game and second in assists/turnover ratio.
- Finished season as one of only two players (Tim Hardaway - 1990-91) in NBA history to average 19.0+ points, 9.0+ assists, 3.5+ rebounds and 2.0+ steals.
- Named NBA Player of the Week for April 8-15.
- Made fifth All-Star appearance. Voted as starter by fans.
- Led Clippers in assists, steals, and free throws made.
- His 369 4th quarter points was the second-highest total in the NBA. Finished season shooting 50.4% from field in the 4th quarter.
- Second in the NBA with 143 points scored with his team ahead or behind in the final five minutes of games.
- Scored a league-high three game-winning field goals in the final 10 seconds of games.
- Only player in NBA to average over 19.0 points, 9.0 assists and 2.5 steals.
- Had streak of 55 straight games with at least one steal come to end on 3/31/12 vs. Utah. Streak lasted from 3/27/11 - 3/31/12.
- Established new Clippers franchise record for most assists in a calendar month with 185 total assists in March.
- Scored a Clippers season-high 36 points two times, 2/22/12 vs. Denver and 3/9/12 at San Antonio.
- Missed five games with strained left hamstring 1/16/12 - 1/22/12.
- Registered 24 points/assists double-doubles. Reached double-figures in assists 25 times.
- Scored 30+ points seven times and scored over 20+ points 28 times.
- Led Clippers in assists 54 times, steals 35 times, points 22 times and minutes 24 times.
- Made Clippers debut 12/25/11 at Golden State. Started and scored 20 points (7-12 FG, 1-3 3FG, 5-6 FT), including six points and four assists in final 6:08.
- 1/29/12 at Denver, had 25 points (9-19 FG, 3-6 3FG, 4-4 FT), team-high seven assists, six rebounds in 37:36. Scored 23 of 25 points in 2nd half to lead Clippers to win.
- 2/10/12 at Philadelphia, had 24 points (10-20 FG, 4-4 FT), four rebounds, four assists in 39:12. Scored game-winning jump-shot with 3.9 seconds remaining.

- 3/22/12 at New Orleans, had 16 points (5-14 FG, 1-5 3FG, 5-5 FT), nine assists in return to New Orleans, first game at New Orleans Arena since trade sending him to Clippers.
- 3/30/12 vs. Portland, had 20 points (8-13 FG, 3-4 FT), 1 rebound, 14 assists, 4 steals in 39:11. Made game-winning lay-up with 5.0 seconds remaining.
- 4/11/12 at Oklahoma City, had 31 points (11-20 FG, 2-4 3FG, 7-7 FT), six rebounds, four assists, two steals in 36:48. Scored nine of Clippers final 11 points and had game-winning lay-up with 8.8 seconds remaining.
- 4/14/12 vs. Golden State, had 28 points (12-17 FG, 3-3 3FG, 1-1 FT), four rebounds, 13 assists, three steals in 35:38, scored 12 points in 4th quarter.
- 4/22/12 vs. New Orleans, became only player in Clippers franchise history and only NBA player since 1985-86 to record 33 points, 13 assists, four steals and four rebounds in a game. Became first Clippers since Malik Sealy on 3/30/97 to record eight steals in a game.
- **PLAYOFFS:** Averaged 17.6 points to go with team-highs in assists (7.9 assists), steals (2.73 steals) and minutes (38.5 minutes) in 11 playoff games.



2010-11 (New Orleans):

- Averaged 15.8 points, 9.8 assists, 4.1 rebounds, 2.4 steals and 36.0 minutes in 80 games (all starts).
- Fourth straight (second start) Western Conference All-Star selection, scoring 10 points, tying for team lead with seven assists and leading all All-Stars with five steals in 29 minutes.
- Western Conference Player of the Week for November 1-November 7.
- Received the NBA Cares Community Assist Award for October.
- Ranked first in the NBA in steals and assist-to-turnover ratio, second in total assists, fourth in assists per game and 11th in free throw percentage.
- Led Hornets in assists, steals and minutes.
- Collected 32 double-doubles (12th in the NBA).
- Had 13 games of 20+ points and 10+ assists, had 23 games of 20+ points and one game of 30+ points.
- 4/6/11 vs. Houston, narrowly missed a triple-double with 28 points, 10 assists and nine rebounds.
- 3/12/11 vs. Sacramento, notched the fifth 33 point, 15 assist, seven rebound and five steal game in NBA history.
- 12/27/10 at Minnesota, tallied 22 points, 13 assists, six rebounds and five steals, the 16th game in the last two decades with those totals.
- Missed two games due to a concussion.
- **PLAYOFFS:** Averaged 22.0 points, 11.5 assists, 6.7 rebounds and 41.7 minutes in six games.

2009-10 (New Orleans):

- Averaged 18.7 points, 10.7 assists, 4.2 rebounds, 2.1 steals and 38.0 minutes in 45 games (all starts).
- Third-straight Western Conference All-Star selection (did not play due to injury).
- Western Conference Player of the Month for January.
- Ranked second in the NBA in assists per game and third in steals.
- Led the Hornets in assists, steals and minutes.
- Had 11 games of 20+ points and 10+ assists, 23 double-doubles, had 20 games of 20+ points and five games of 30+ points.
- 11/4/09 vs. Dallas, scored 39 points (14-23 FG) in 45 minutes.
- 12/18/09 vs. Denver, had 30 points, season-high 19 assists and nine rebounds.
- 12/29/09 at Houston, recorded only triple-double of season with 16 points, 11 rebounds and 10 assists.
- Missed a career-high 37 games due to injury (eight ankle, 25 left knee surgery, four right middle finger).

2008-09 (New Orleans):

- Averaged career-highs in points (22.8), rebounds (5.5), steals (2.8) and minutes (38.5), to go along with 11.0 assists in 78 games (all starts).
- Starting point guard for the Western Conference All-Stars where he had 14 points and 14 assists (becoming just the fourth player in All-Star Game history to reach 14+ points and 14+ assists in the game and his second straight season to do so) in 29 minutes.
- Two-time Western Conference Player of the Month (November and March) and four-time Western Conference Player of the Week (more than any other Western Conference player).
- Ranked first in the NBA in assists per game and steals (only player in NBA history to lead the league in those categories two seasons in a row).
- Ranked second in triple-doubles, third in double-doubles and seventh in the NBA in scoring.
- First player in the NBA in the last 15 seasons to average 20-plus points and 10-plus assists in a season (he has done it two years in a row).
- Led the Hornets in points, assists, steals and minutes.
- Set NBA record with 108 consecutive games with a steal (4/13/07-12/25/08).
- Had 30 games of 20+ points and 10+ assists, 50 double-doubles, six triple-doubles, scored in double-figures in 76 games, had 52 games of 20+ points, 15 games of 30+ points and two 40+ point games.
- Paul became the second-fastest player in NBA history to reach 2,500 assists (1/16) behind Oscar Robertson (247 career games), doing so in 258 career games.

- 4/5/09 at Golden State, tied his career-high of 43 points.
- 4/10/09 at Dallas, had 42 points, nine rebounds and seven assists.
- 1/14/09 at Dallas, had 33 points, 11 assists, 10 rebounds and seven steals (only Michael Ray Richardson has ever equaled a game of those numbers in NBA history).
- 12/26/08 vs. Philadelphia, collected 27 points, 10 rebounds, 15 assists and seven steals becoming the only player in NBA history to reach those statistical numbers in an NBA game.
- 4/6/09 vs. Golden state, totaled 16 points, 13 assists and 10 rebounds.
- Missed a total of four games due to a groin strain.
- **PLAYOFFS:** Averaged 16.6 points, 10.4 assists, 4.4 rebounds and 40.2 minutes in five games.

2007-08 (New Orleans):

- Averaged 21.1 points, 11.6 assists, 2.7 steals, 4.0 rebounds and 37.6 minutes in 80 games (all starts).
- Member of the Western Conference All-Stars where he had 16 points and 14 assists (becoming just the fourth player in All-Star Game history to reach 14+ points and 14+ assists in the game) and a PlayStation Skills Challenge participant during All-Star Weekend.
- Two-time Western Conference Player of the Month (December and March) and two-time Western Conference Player of the Week (December 24-30 and March 17-23).
- Ranked first in the NBA in assists per game and steals (first player since John Stockton in 1991-92 to lead the league in both).
- Ranked second in double-doubles and 19th in the NBA in scoring.
- First player in the NBA in the previous 15 seasons to average 20-plus points and 10-plus assists in a season.
- Led the Hornets in points, assists, steals and minutes.
- Had 11 games of 20+points and 15+ assists while the rest of the NBA had eight such games combined.
- Recorded one triple-double, 56 double-doubles, 31 20/10 games, scored in double-figures in 75 games, had 42 games of 20+ points, 12 games of 30+ points and three 40+ point games.
- Dished out 10+ assists in 59 games.
- 12/7/07 vs. Memphis, had a career-high 43 points while hitting the game-winner in overtime.
- 2/20/08 vs. Dallas, had 31 points, 11 assists and nine steals.
- 11/6/08 at Lakers, set a franchise record with 21 assists.
- 4/6/08 vs. Golden State, tallied 16 points, 13 assists and 10 rebounds.
- Missed a total of two games due to a sprained right ankle.
- **PLAYOFFS:** Averaged 24.1 points, 11.3 assists, 4.9 rebounds and 40.5 minutes in 12 games.

2006-07 (New Orleans):

- Averaged 17.3 points, 8.9 assists, 4.4 rebounds and 1.84 steals in 64 games (all starts)
- Member of the sophomore squad at the 2007 T-Mobile Rookie Challenge & Youth Jam (16 points, a game-record 17 assists and nine steals in the sophomores' win) and a PlayStation Skills Challenge participant during All-Star Weekend.
- Ranked fourth in the NBA in assists per game.
- Led the Hornets in assists, steals and total points.
- Recorded one triple-double, 27 double-doubles, 12 20/10 games, scored in double-figures in 53 games and had 24 games of 20+ points.
- Dished out 10+ assists in 30 games.
- Missed a total of 18 games due to injury.

2005-06 (New Orleans):

- Averaged 16.1 points, 5.1 rebounds, 7.8 assists and 2.24 steals in 78 games (all starts).
- T-Mobile NBA Rookie of the Year.
- Unanimous T-Mobile All-Rookie First Team selection.
- Member of the rookie squad at the Rookie/Sophomore Challenge and a PlayStation Skills Challenge participant during All-Star Weekend.
- Six-time T-Mobile Western Conference Rookie of the Month.
- Averaged 7.0 points, 3.4 rebounds, 4.9 assists (third in tournament play), 1.9 steals (ninth) and 23.7 minutes as he helped Team USA to the bronze medal at the 2006 FIBA World Championships in Satiama, Japan.
- Ranked third in the NBA in steals per game, seventh in assists per game and first in total steals (second rookie in NBA history-Brevin Knight (1997-98) to accomplish the feat).
- Led all rookies in points, assists, steals, minutes, double-doubles and triple-doubles.
- Second on the team in scoring, first in assists and steals.
- Recorded two triple-doubles, 23 double-doubles, scored in double-figures in 65 games and had 20+ points in 23 games.
- Received the NBA's Western Conference Player of the Week award for his play 1/30-2/5, where he averaged 20.0 ppg, 11.7 apg, 4.7 rpg, 2.33 steals on 63 percent shooting during a 3-0 week.
- Set seven Hornets rookie records (most assists in a game and season, highest free throw percentage, most free throws made and attempted in a game and most steals in a game and season).
- Only Hornet rookie to collect a triple-double in franchise history.
- Missed three games due to bruised left ribs.

COLLEGE (Wake Forest – 2003-2005):

- Helped lead Wake Forest to 48 wins in two seasons, two NCAA Tournament berths and one Sweet 16 appearance.
- His career free throw percentage (83.8) ranks fifth in Wake Forest history, while his career three-point percentage (46.9) is the second-highest in Wake history.
- Ranks seventh in school history with 395 career assists and seventh in steals (160).
- As a sophomore was named Consensus First Team All-American, earning recognition from the Associated Press, NABC and USBWA.
- Was a finalist for the Wooden, Naismith and Rupp Player of the Year awards.
- Named First Team All-ACC and to the league's All-Defensive Team.



- Led the conference in both assist-to-turnover ratio (2.4) and steals (2.4 steals).
- His 76 steals were the fourth-most in Wake history.
- Ranked second in the ACC and 13th nationally in assists (6.6 apg).
- His 212 assists were the third-most in Wake Forest history.
- As a freshman, was named the National Freshman of the Year by College Insider, The Sporting News, Basketball Times and Dick Vitale.

COMMUNITY INVOLVEMENT:

- In 2005, initiated a philanthropic campaign designed to highlight his dedication and give back to the Winston-Salem community where he was born and raised.
- His efforts in Winston-Salem have included the refurbishment of basketball courts at the Rupert Bell Recreation Center, the establishment of an AAU basketball program in Winston-Salem called the "CP3 All-Stars" and his annual "Chris Paul's Winston-Salem Weekend" which has raised over $300,000 in the last three years for local charities in Winston-Salem and New Orleans and for the Nathaniel Jones Scholarship Fund at Wake Forest University and West Forsyth High School in memory of his late grandfather through a variety of events including a Day of Service, Gala, Youth Basketball Clinic, Celebrity Bowling Event and Community Church Service.
- Chris and older brother C.J. teamed up with Rouses Supermarkets and donated $50 gift cards to 100 families to purchase Thanksgiving meals in November 2009.

- Along with David West donated 100 $100 shopping sprees at Toys 'R' Us to New Orleans children in December 2009.
- Received the NBA Community Assist Award for September 2008.
- Provided 3,000 hurricane preparedness kits for residents of the New Orleans community.
- Hosted local youth at home games during the past season as part of his PlayerZone.
- Partnered with Feed the Children to help feed families in the Los Angeles area during the 2011-12 season.
- Worked with the Salvation Army Seimon Family Youth and Community Center to distribute gifts to children during the holiday season.
- In July of 2012, partnered with The Garth Brooks/Troy Aikman Teammates for Kids Foundation to refurbish a court at the Hornfair Hub in London, England.
- Took part in the Clippers Teamwork at the Table Thanksgiving event at St. Joseph Center in Venice where he helped distribute food baskets and turkeys to over 300 families during the 2012-13 season.
- Received the Kia Community Assist Award in April 2013 for his outstanding efforts in the community and for his ongoing philanthropic and charitable work.
- Took part in the Clippers Teamwork at the Table Thanksgiving event at St. Joseph Center in Venice where he helped distribute food baskets and turkeys to over 300 families during the 2013-14 season.
- Participated, in conjunction with California Endowment, to open refurbished playground and basketball courts as part of the Clippers FIT Campus Program during the 2013-14 season.
- Refurbished the Salvation Army Siemon Family Youth and Community Center Learning Center in October 2014.
- Hosted the 4th Annual CP3K Walk For Kids in Los Angeles for 3,000 kids. Kids participated in a 3K Walk and interacted with vendors promoting healthy lifestyle choices.
- Hosted Mastro's Celebrity Server Dinner, benefiting LA's Afterschool Programs and Leaps n Boundz, serving kids with learning delays.
- CP3 Foundation Hosted the 3rd Annual Jada Paul Prom Dress Giveaway for 120 high school juniors/seniors. The event provides LA area girls an opportunity to take part in a day of full of motivational speakers, shopping for prom dresses and more.
- In March 2015 opened the newly refurbished Watts Willowbrook Boys & Girls Club located in the Watts, Willowbrook and Compton area providing much need access to technology, books and furniture for the more than 1000 children and teens ages seven to 18 the center serves.
- Refurbished the Salvation Army Compton Corps Community Center in Compton in June 2015, with a new media and technology room, game zone, computer room, fitness center, nursery and playground.

PERSONAL:

- Elected NBA Players Association President on 8/22/13.
- Son of Charles and Robin Paul.
- Brother C.J. played basketball at South Carolina-Spartanburg.
- Has a son, Chris, and daughter, Camryn.
- Gold medalist for the 2008 Senior Men's Basketball Team at the Beijing Olympics, averaging 8.0 points on 50 percent shooting, 3.6 rebounds and a team-high 4.1 assists per game.
- Gold medalist for the 2012 Senior Men's Basketball Team at the London Olympics, averaging 8.3 points, 5.1 assists and a tournament-high 2.5 steals per game.
- As a freshman at Wake, Paul carried with him to every game a copy of his grandfather's obituary… Paul's grandfather was tragically killed during his senior year of high school…On the day of the funeral, Paul scored 61 points – one for every year of his grandfather's life.
- Has his own basketball shoe and clothing line by Brand Jordan.
- An avid bowler who owns his own ball and shoes and serves as a spokesperson for the United States Bowling Congress.
- Follow Paul on Twitter: @CP3.

34

PAUL PIERCE

FORWARD

PERSONAL INFORMATION

HEIGHT: 6′7″
WEIGHT: 235
YEARS PRO: 17
COLLEGE: Kansas
BIRTHDATE: October 13, 1977

DRAFTED: First Round by the Boston Celtics in 1998 (10th overall)

ACQUIRED: Signed as a free agent on July 10, 2015

CONTRACT STATUS: Signed through the 2017-18 season

CAREER HIGHS

MINUTES:	**54 (2)**	2/10/13 vs. Denver
POINTS:	**50**	2/15/06 vs. Cleveland
FIELD GOALS:	**17**	2/15/06 vs. Cleveland
3-PT FG:	**8**	11/9/01 vs. Seattle
FREE THROWS:	**20**	11/2/02 at New York
REBOUNDS:	**19**	11/1/06 vs. New Orleans/OKC
ASSISTS:	**14 (2)**	2/10/13 vs. Denver
STEALS:	**9**	12/3/99 vs. Miami
BLOCKS:	**5**	12/19/01 vs. Cleveland
TURNOVERS:	**12**	11/8/06 vs. Charlotte

NBA CAREER SUPERLATIVES

- One of two active players (K. Garnett) with 25,000+ career points, 7,000+ rebounds and 4,500+ assists.
- Named 2008 NBA Finals MVP.
- In 158 career postseason games, boasts averages of 20.0 points, 6.1 rebounds and 3.6 assists in 38.4 minutes per game.
- 10-time NBA All-Star (2002-06, 2008-12).
- 24,021 points with the Boston Celtics rank second in franchise history (J. Havlicek- 26,395).
- 44,375 career minutes played rank 17th in the NBA all-time.
- 2,053 career made three-point field goals rank 4th in the NBA all-time.
- Named to the All-NBA Second Team in 2009.
- Named to the All-NBA Third Team in 2002, 2003 and 2008.
- Named to the All-Rookie First Team in 1999.

2014-15 (Washington):

- Averaged 11.9 points and 4.0 rebounds in 26.2 minutes in 73 games (73 starts).
- Posted five games of 20+ points.
- Led the team in three-pointers made (118).

NBA STATISTICS

REGULAR SEASON RECORD

														– REBOUNDS –										
SEASON	TEAM	GP	GS	MIN	FGM	FGA	FG%	3PM	3PA	3P%	FTM	FTA	FT%	OR	DR	REB	AST	STL	BLK	TO	PF	DQ	PTS	AVG
1998-99	Boston	48	47	1632	284	647	.439	84	204	.412	139	195	.713	117	192	309	115	82	50	113	139	1	791	16.5
1999-00	Boston	73	72	2583	486	1099	.442	96	280	.343	359	450	.798	83	313	396	221	152	62	178	237	5	1427	19.5
2000-01	Boston	82	82	3120	687	1513	.454	147	384	.383	550	738	.745	94	428	522	253	138	69	262	251	3	2071	25.3
2001-02	Boston	82	82	3302	707	1598	.442	210	520	.404	520	643	.809	81	485	566	261	154	86	241	237	1	2144	26.1
2002-03	Boston	79	79	3096	663	1592	.416	118	391	.302	604	753	.802	106	472	578	349	139	62	288	227	2	2048	25.9
2003-04	Boston	80	80	3099	602	1497	.402	115	384	.299	517	631	.819	69	453	522	410	131	52	303	234	3	1836	23.0
2004-05	Boston	82	82	2960	556	1223	.455	108	292	.370	549	668	.822	78	461	539	348	133	39	230	255	1	1769	21.6
2005-06	Boston	79	79	3084	689	1462	.471	111	314	.354	627	812	.772	77	453	530	375	107	34	273	223	3	2116	26.8
2006-07	Boston	47	46	1740	373	850	.439	107	275	.389	320	402	.796	39	238	277	194	48	13	152	122	0	1173	25.0
2007-08	Boston	80	80	2874	509	1098	.464	143	365	.392	409	485	.843	53	358	411	363	101	36	221	200	0	1570	19.6
2008-09	Boston	81	81	3035	540	1181	.457	119	304	.391	459	553	.830	56	401	457	294	80	27	228	215	0	1658	20.5
2009-10	Boston	71	71	2411	409	867	.472	109	263	.414	369	433	.852	39	271	310	218	84	31	166	196	1	1296	18.3
2010-11	Boston	80	80	2774	507	1021	.497	111	297	.374	386	449	.860	34	396	430	260	80	51	171	231	0	1511	18.9
2011-12	Boston	61	61	2075	394	890	.443	100	273	.366	293	344	.852	37	280	317	274	70	26	173	147	1	1181	19.4
2012-13	Boston	77	77	2575	476	1092	.436	145	382	.380	333	423	.787	45	442	487	370	84	30	214	210	2	1430	18.6
2013-14	Brooklyn	75	68	2098	321	712	.451	112	300	.373	256	310	.826	26	322	348	178	86	31	153	190	0	1010	13.5
2014-15	Washington	73	73	1914	293	656	.447	118	303	.389	164	210	.781	45	249	294	144	46	24	92	160	1	868	11.9
TOTALS		1250	1240	44372	8496	18998	.447	2053	5531	.371	6854	8499	.806	1079	6214	7293	4627	1715	723	3458	3474	24	25899	20.7

NBA PLAYOFF RECORD

														– REBOUNDS –										
SEASON	TEAM	GP	GS	MIN	FGM	FGA	FG%	3PM	3PA	3P%	FTM	FTA	FT%	OR	DR	REB	AST	STL	BLK	TO	PF	DQ	PTS	AVG
2001-02	Boston	16	16	672	122	303	.403	30	104	.288	120	157	.764	27	110	137	66	27	20	61	52	0	394	24.6
2002-03	Boston	10	10	445	77	193	.399	16	45	.356	101	117	.863	11	79	90	67	21	8	44	38	0	271	27.1
2003-04	Boston	4	4	162	26	76	.342	5	17	.294	26	31	.839	6	29	35	10	5	4	25	12	0	83	20.8
2004-05	Boston	7	7	277	47	93	.505	7	27	.259	59	68	.868	7	47	54	32	13	10	19	18	0	160	22.9
2007-08	Boston	26	26	990	163	370	.441	43	119	.361	142	177	.802	21	108	129	119	28	8	82	90	1	511	19.7
2008-09	Boston	14	14	556	95	221	.430	19	57	.333	85	101	.842	4	77	81	43	15	5	33	44	1	294	21.0
2009-10	Boston	24	24	930	147	336	.438	40	102	.392	117	142	.824	20	123	143	82	24	14	64	80	1	451	18.8
2010-11	Boston	9	9	343	68	148	.459	21	47	.447	30	34	.882	5	40	45	25	12	4	24	30	0	187	20.8
2011-12	Boston	20	20	778	120	311	.386	27	87	.310	110	123	.894	14	107	121	62	30	18	56	68	3	377	18.9
2012-13	Boston	6	6	255	39	106	.368	11	41	.268	26	29	.897	4	30	34	32	5	3	32	21	0	115	19.2
2013-14	Brooklyn	12	12	368	60	129	.465	19	53	.358	25	32	.781	4	50	54	24	14	4	20	44	0	164	13.7
2014-15	Washington	10	10	298	48	99	.485	33	63	.524	17	20	.850	0	42	42	9	6	7	10	33	0	146	14.6
TOTALS		158	158	6074	1012	2385	.424	271	762	.356	858	1031	.832	123	842	965	571	200	105	470	530	6	3153	20.0

NBA ALL-STAR RECORD

														– REBOUNDS –										
SEASON	TEAM	GP	GS	MIN	FGM	FGA	FG%	3PM	3PA	3P%	FTM	FTA	FT%	OR	DR	REB	AST	STL	BLK	TO	PF	DQ	PTS	AVG
2001-02	Boston	1	0	23	9	18	.500	1	6	.167	0	0	---	3	4	7	3	1	0	0	1	0	19	19.0
2002-03	Boston	1	0	18	4	11	.364	0	5	.000	0	0	---	0	2	2	3	4	0	2	1	0	8	8.0
2003-04	Boston	1	0	14	4	8	.500	0	1	.000	0	0	---	0	1	1	2	1	0	1	2	0	8	8.0
2004-05	Boston	1	0	14	4	7	.571	0	2	.000	1	1	1.000	0	3	3	3	2	0	0	2	0	9	9.0
2005-06	Boston	1	0	15	3	6	.500	0	0	---	1	2	.500	0	2	2	1	1	0	0	0	0	7	7.0
2007-08	Boston	1	0	13	5	9	.556	0	3	.000	0	0	---	0	4	4	2	0	0	2	0	0	10	10.0
2008-09	Boston	1	0	20	6	11	.545	1	5	.200	5	6	.833	1	3	4	2	2	0	1	3	0	18	18.0
2009-10	Boston	1	0	12	3	6	.500	2	3	.667	0	0	---	0	0	0	0	1	0	1	0	0	8	8.0
2010-11	Boston	1	0	11	2	6	.333	1	3	.333	1	2	.500	0	1	1	2	0	0	3	0	0	6	6.0
2011-12	Boston	1	0	11	1	8	.125	1	4	.250	0	0	---	1	1	2	0	0	1	2	1	0	3	3.0
TOTALS		10	0	151	41	90	.456	6	32	.188	8	11	.727	5		26	18	12	1	12	10	0	96	9.6

- 11/25/14, surpassed Jerry West for 17th all-time in points scored.
- 12/8/14 vs. Boston, scored a season-high 28 points.
- Surpassed Reggie Miller for 16th all-time in points scored on 12/8/14 vs. Boston.
- Became the fourth player in NBA history to make at least 2,000 career three-pointers, joining Ray Allen, Reggie Miller and Jason Terry on 1/24/15 at Portland.
- Missed four games due to injury; two due to a sore right big toe (12/18/14, 1/27/15), two games due to a bruised right knee (2/25/15 - 2/27/15).
- Missed four games (4/1/15 - 4/4/15, 4/15/15) due to rest.
- **PLAYOFFS:** Appeared in 10 postseason games (all starts), averaging 14.6 points, 4.2 rebounds and 0.9 assists in 29.8 minutes.

2013-14 (Brooklyn):

- Appeared in 75 games, including 68 starts, averaging 13.5 points, 4.6 rebounds and 2.4 assists in 28.0 minutes.
- Scored in double-figures 57 times, including 11 games of 20+ points (tied for third on the team) and one game of 30+ points.
- Registered one points/rebounds double-double.
- Led the team in scoring 13 times, rebounds 10 times (fourth on the team) and assists seven times.
- 4/11/14 vs. Atlanta, became the fourth active player (Kobe Bryant, Kevin Garnett and Dirk Nowitzki) and the 18th player in NBA history to score 25,000 points.
- Scored 1,000 points for the 15th straight season, becoming the only active NBA player and the sixth player in NBA history to score 1,000 points in 15 straight seasons (Kareem Abdul-Jabbar, Karl Malone, John Havlicek, Elvin Hayes, Robert Parish).
- Passed Allen Iverson and Patrick Ewing on the NBA's all-time scoring list (moved up to 18th in NBA history).
- Moved into 5th place in all-time NBA history with 1935 career three pointers made.
- 12/20/13 at Philadelphia, became the fifth active player to record 1,600 career three pointers.
- 1/8/14 vs. Golden State, became the seventh active player to make 8,000 career field goals.
- 2/12/14 vs. Charlotte, scored 25 points in 22 minutes, one of three players in 2013-14 to score 25+ points in 22 or fewer minutes this season.
- Had his most steals (86) in a season since 2007-08.
- Came off the bench more times this season (seven games) than he did in his previous 15 seasons combined (three games).
- Made five or more three-pointers in a game five times this season.



- Missed six games due to injury (three games – fractured right hand, one game – bruised right hand, one game – right hip pointer, one game – sore left groin).
- Missed one game (DNP – coach's decision).
- **PLAYOFFS:** Appeared in 12 postseason games (all starts), averaging 13.7 points, 4.5 rebounds and 2.0 assists in 30.7 minutes.

2012-13 (Boston):

- Appeared in 77 games (all starts), averaging 18.6 points, 6.3 rebounds, 4.8 assists and 1.09 steals in 33.4 minutes in 77 games (all starts).
- 10/30/12 at Miami, recorded his 1,500th steal.
- 12/8/12 vs. Philadelphia, recorded his 4,000th assist.
- 12/12/12 vs. Dallas, recorded his 23,000th career.
- 12/19/12 vs. Cleveland, netted a season-high 40 points.
- 12/27/12 at Clippers, passed Elgin Baylor for 24th in NBA history in scoring.
- 2/10/13 vs. Denver, recorded his second triple-double of the season with 27 points, a then season-high 14 rebounds, a career-high-tying 14 assists in a career-high-tying 54 minutes.
- 3/29/13 vs. Atlanta, recorded his third triple-double of the season with 20 points, 10 rebounds and 10 assists.
- 3/31/13 at New York, pulled down a season-high 15 rebounds to go along with 24 points.
- Recorded 10 or more points in 73 games, 20 or more points in 33 games, 30 or more points in three games and 40 or more points in one game.

- Recorded 12 double-doubles and three triple-doubles.
- Led or tied for the team lead in points in 34 games, in rebounds 17 times, in assists 29 times, in steals 19 times, in blocks eight times and in minutes 12 times.
- **PLAYOFFS:** Appeared in six postseason games (all starts), averaging 19.2 points, 5.7 rebounds and 5.3 assists in 42.5 minutes.

2011-12 (Boston):

- Appeared in 61 games (all starts), averaging a team-high 19.4 points, 5.2 rebounds, 4.5 assists and 1.15 steals in 34.0 minutes.
- 1/22/12 at Washington, posted his fifth career 30/10 game when he recorded 34 points and 10 assists to go along with eight rebounds and three.
- Named as a reserve for the Eastern Conference All-Star Team.
- Named the Eastern Conference Player of the Week for the week ending Apr. 1 when he averaged 25.0 points, 8.0 rebounds and 2.5 assists.
- Named the Eastern Conference Player of the Month for March when he averaged 22.3 points, 5.6 rebounds and 3.6 assists.
- Led the Celtics in scoring in 27 games, in rebounds six times, in assists 12 times, in steals 19 times and in blocks eight times.
- Also led the team in minutes played during 10 games.
- Recorded six double-doubles on the season.
- Finished the season ranked 14th in the NBA in points per game.
- 3/4/12 vs. New York, scored 34 points.
- 3/4/12 vs. New York, recorded his 22,000th career point.
- 4/17/12 at New York, netted a season-high 43 points including 17 free throws and four threes.
- 4/18/12 vs. Orlando, recorded a career-high 14 assists to go along with 29 points.
- **PLAYOFFS:** Appeared in 20 postseason games (all starts), averaging 18.9 points, 6.1 rebounds and 3.1 assists in 38.9 minutes.

2010-11 (Boston):

- Appeared in 80 games (all starts), averaging 18.9 points, 5.4 rebounds, 3.3 assists, 1.0 steal and 0.64 blocks in 34.7 minutes.
- Shot a career-high 49.7% from the field and 86.0% from the free throw line.
- Named to his ninth All-Star game as a member of the Eastern Conference reserves.
- 2/28/11 at Utah, recorded his 21,000th career point.
- Netted 10 or more points 74 times, 20 or more points 38 times, and 30-plus five times.
- Recorded six double-doubles.
- Led the Celtics in scoring in 30 contests, in rebounds 11 times, in assists six times, in steals 17 times, in blocks 19 times and in minutes seven times.
- 11/3/10 vs. Milwaukee, recorded his 20,000th career point.
- 12/15/10 at New York, recorded 32 points to go along with 10 boards and he sunk the game winner with 0.4 seconds remaining.
- 12/19/10 vs. Indiana, recorded his sixth career regular season triple-double (seventh career) when he recorded 18 points, 10 rebounds and 12 assists.
- 1/30/11 at L.A. Lakers, recorded 32 points, five rebounds and three assists.
- **PLAYOFFS:** Appeared in nine postseason games (all starts), averaging 20.8 points, 5.0 rebounds and 2.8 assists in 38.1 minutes.

2009-10 (Boston):

- Appeared in 71 games (all starts), averaging a team-high 18.3 points, 4.4 rebounds, 3.1 assists and 1.18 steals in 34.0 minutes.
- Shot a career-high 41.4% from three-point range and 85.2% from the free throw line.
- Became the ninth player in franchise history to have played 12 seasons with the Celtics.
- Moved to 36th all-time in NBA scoring.
- 12/10/09 at Washington, netted his 19,000th career point.
- Missed five games (12/25/09 - 1/2/10) due to arthroscopic irrigation in his right knee.
- 11/22/09 at New York, scored a season-high 33 points.
- Led the Celtics in scoring 32 times, in rebounds four times, assists four times, steals 15 times and blocks eight times.
- Scored 20-plus points 30 times and 30-plus twice.
- Named the Eastern Conference Player of the Week for the week ending March 21st when he averaged 24.8 points in 26.4 minutes per game in a 4-0 week.
- Missed two games due to a sprained left midfoot (2/3/10 - 2/5/10).
- Missed three games due to a sprained right thumb (2/23/10 - 2/27/10).
- Named to the Eastern Conference All-Star team for the 2010 NBA All-Star Game.
- Won the NBA's Three-Point Shootout at All-Star Weekend.
- **PLAYOFFS:** Appeared in 24 postseason games (all starts), averaged 18.8 points, 6.0 rebounds and 3.4 assists in 38.8 minutes. Pierce led the Celtics to an NBA Finals appearance in which they fell to the L.A. Lakers in seven games.

2008-09 (Boston):

- Appeared in 81 games (all starts), averaging 20.5 points, 5.6 rebounds and 3.6 assists in 37.5 minutes.
- Netted 20 or more points 43 times and scored 30 or more points 12 times.
- Led the Celtics in scoring in 36 games, rebounds in 10 games, assists in 11 games, steals in 13 games and blocks in 11 games.
- 12/23/08 vs. Philadelphia, dished out his 3,000th career.
- 1/12/09 vs. Toronto, netted a season-high 39.
- 3/15/09 at Milwaukee, played in his 30,000th career minute.
- 3/17/09 at Chicago, played in his 800th career game.
- **PLAYOFFS:** Appeared in 14 postseason games (all starts), averaging 21.0 points, 5.8 rebounds and 3.1 assists in 39.7 minutes.

2007-08 (Boston):

- Appeared in 80 games (all starts), averaging 19.6 points, 5.1 rebounds, 4.5 assists and 1.28 steals in 35.9 minutes.
- Led the Celtics in scoring 32 times, in rebounds 10 times and in assists 25 times.
- 11/13/07 at Indiana, scored 31 points and grabbed 11 boards.
- Won Eastern Conference Player of the Week twice during the month of December.
- Scored 20 or more points 28 times and 30+ points seven times.
- Recorded six double-doubles.
- Named to Eastern Conference All-Star team as a reserve, the sixth time in his career that he has been an All-Star.
- **PLAYOFFS:** Was named NBA Finals MVP in leading the Celtics to their 17th NBA Championship, defeating the Lakers in six games to win the NBA Finals. Pierce appeared in 26 games (all starts), averaging 19.7 points, 5.0 rebounds and 4.6 assists in 38.1 minutes.

2006-07 (Boston):

- Appeared in 47 games (46 starts), averaging 25.0 points, 5.9 boards and 4.1 assists in 37.0 minutes.
- Missed 35 games due to various injuries (12/22/06 – 2/7/07 and 3/30/07 – 4/18/07).
- 11/8 vs. Charlotte, collected 35 points, grabbed 13 boards and handed out six assists.
- 11/18/06 at New York, scored a season-high 39 points and grabbed nine boards.
- 12/15/06 vs. Denver, scored 38 points, grabbed eight boards and dished out nine.
- 12/16/06 at Charlotte, notched his fifth double-double of the season scoring 35 points and grabbing 11 boards.
- 12/20/06 vs. Golden State, scored 27 points, grabbed eight boards and dished out five assists.
- 3/16/07 at Dallas, scored 29 points and dished out eight.
- 3/28/07 vs. Orlando, scored 32 points and grabbed seven boards.

2005-06 (Boston):

- Appeared in 79 games (all starts), averaging 26.8 points, 6.7 boards, 4.7 assists and 1.4 steals in 39.0 minutes.
- Finished sixth in the NBA in points per game.
- Led the team in scoring 63 times, in rebounds 26 times and in assists 30 times.
- Recorded 17 double-doubles and one triple-double.
- 2/26/06 at L.A. Lakers, scored 39 points.
- 2/15/06 vs. Cleveland, scored a career-high 50 points, to go with eight assists and seven boards.

2004-05 (Boston):

- Appeared in 82 games (all starts), averaging 21.6 points, 6.6 boards, 4.2 assists and 1.6 steals in 36.1 minutes.
- Named Eastern Conference Player of the Week twice (for weeks ending 2/6/05 and 3/13/05).
- Named to the Eastern Conference All-Star Team for the fourth straight season.
- Recorded 17 double-doubles and two triple-doubles.
- Led the team in scoring 46 times, rebounding 24 times and assists 24 times.
- Recorded 10+ rebounds 17 times, 10+ assists twice, 10+ free throws made 17 times, 10+ free throws attempted 25 times.
- 11/6/04 at New York, scored 28 points, grabbed 10 boards and dished out eight assists.
- 11/17/04 at Washington, scored 37 points, on 18-for-20 from the foul line.
- 1/25/05 at Charlotte, scored 33 points.
- 1/28/05 vs. Phoenix, scored 34 points.
- 2/2/05 vs. New Jersey, recorded second triple-double of the season with 28 points, 10 boards and 10 assists.
- **PLAYOFFS:** Appeared in seven postseason games (all starts), averaging 22.9 points, 7.7 rebounds and 4.6 assists in 39.6 minutes.

2003-04 (Boston):

- Appeared in 80 games (all starts), averaging 23.0 points, 6.5 boards, 5.1 assists and 1.6 steals in 38.7 minutes.
- Ranked fifth in the league in scoring average.

- 3/13/04 at Washington, scored 37 points and grabbed 12.
- 12/13/03 at Cleveland, scored a season-high 41 points and grabbed nine boards.
- 12/31/03 vs. New Orleans, scored 36 points to go along with season-highs with 14 boards and four blocks.
- 12/31/03 vs. New Orleans, played in his 15,000th career minute.
- Tallied 30+ points 17 times, 40+ points once, 10+ rebounds 14 times, 10+ assists six times, 40+ minutes 34 times.
- Led team in scoring 54 games; rebounding 27 games and assists 41 games.
- **PLAYOFFS:** Appeared in four postseason games (all starts), averaging 20.8 points, 7.3 rebounds and 8.8 assists in 40.5 minutes.

2002-03 (Boston):

- Appeared in 79 games (all starts), averaging 25.9 points, 7.3 boards and 4.4 assists in 39.2 minutes.
- Scored eight points in 18 minutes in the 2003 All-Star Game.
- Named Eastern Conference Player of the Week twice (for weeks ending 1/26/03 and 12/8/02).
- Led the league in free throws made and attempted, shooting 604-for-753.
- Ranked fifth in the league in points per game and tied for seventh in the league in steals per game.
- Logged a career-high 578 rebounds and 349 assists.
- Led the team in scoring 56 times, in rebounding 28 times and in assists 36 times.
- Had 61 20+ point games, 26 30+ point games and five 40+ point games.
- Had 18 10+ rebound games.
- Had 35 5+ assist games.
- Had 21 3+ steal games.
- Recorded 20 double-doubles.
- Missed three games due to a sore lower back (2/28/03, 3/2/03 and 3/7/03).
- 1/26/03 vs. Orlando, recorded first career triple-double with 27 points, 13 boards and a then career-high 13 assists.
- **PLAYOFFS:** Appeared in 10 postseason games (all starts), averaging 27.1 points, 9.0 rebounds and 6.7 assists in 44.5 minutes.

2001-02 (Boston):

- Appeared in 82 games (all starts), averaging 26.1 points, 6.9 rebounds, 3.2 assists and 1.88 steals in 40.3 minutes.
- Scored 19 points and grabbed seven rebounds in 23 minutes at the 2002 NBA All-Star Game (2/10/02), his first All-Star appearance.
- Named NBA Eastern Conference Player of the Week twice (weeks ending 12/2/01 & 4/7/02).
- Named Eastern Conference Co-Player of the Month twice, once in April and once for December.
- Had 67 20+ point games.
- Had 33 30+ point games this season.
- Had one 40+ point game.
- Had 38 7+ rebound games.
- Had 24 5+ assist games.
- Had 23 3+ steal games.
- Had six 5+ steal games.
- Had seven 3+ block games.
- **PLAYOFFS:** Appeared in 16 postseason games (all starts), averaging 24.6 points, 8.6 rebounds and 4.1 assists in 42.0 minutes.

2000-01 (Boston):

- Appeared in 82 games (all starts), averaging 25.3 points, 6.4 rebounds, 3.1 assists and 1.68 steals in 38.0 minutes.
- Led the Celtics and finished eighth in the league in points per game, fourth in total points (2,071).
- Finished second on the team and ninth in the league in steals per game.
- Finished third in the league in both free throws made and attempted.
- Led the team in scoring 43x, rebounds 19 times, assists 13x and minutes played 20 times.
- Was named NBA Player of the Month for March 2001, averaging 30.3 points, 7.2 rebounds, 3.4 assists and 1.60 steals for the month.
- Was named NBA Player of the Week for the week ending March 19.
- Posted consecutive 40+ point games when he scored 42 points in 36 minutes at Phoenix (3/15/01) and scored 42 points in 38 minutes against the L.A. Lakers (3/13/01).

1999-00 (Boston):

- Appeared in 73 games (72 starts), averaging 19.5 points, 5.4 rebounds, 3.0 assists and 2.08 steals in 35.4 minutes in his second NBA season.
- Ranked second in the NBA in steals per game.
- Scored 10+ points 69 times.
- Scored 20+ points 33x.
- 30+ points seven times.
- Grabbed 10+ rebounds six times.
- Notched 3+ steals 24 times.
- Played 40+ minutes 19 times.
- Recorded six double-doubles.
- Activated from Injured List on 12/26/99 after missing seven games (placed on the IL 12/12 with a sprained left ankle)...DND (at Orlando (1/26) and at Miami (1/25)) due to strained hamstring.

1998-99 (Boston):

- Appeared in 48 games (47 starts), averaging 16.5 points, 6.4 rebounds and 1.71 steals in 34.0 minutes during his rookie campaign.
- Ranked 10th in the NBA in three-point field goal percentage (.412) and three-point field goals made (84).
- Finished 19th in the league in steals per game.
- Among qualifying NBA rookies, ranked second in points per game, three-point field goal percentage, steals and rebounding, third in blocked shots (1.04) and field goal percentage (.439, 284-for-647), fourth in minutes per game, fifth in assists and 10th in free throw percentage (.713, 139-for- 195).
- Captured Schick Rookie of the Month honors for February when he led the NBA in steals (2.73), led all rookies in points per game (20.4) and added 7.1 rebounds, 2.4 assists and 1.45 blocked shots.
- Scored 30+ points twice.
- Scored 20+ points 19 times.
- Led Boston in scoring 16 times.
- Posted three double-doubles.
- Sat out two games with a sprained right ankle (3/11/99 at Atlanta, 3/12/99 at Detroit).

COLLEGE (Kansas 1995-1998):

- An early entry candidate for the 1997 NBA Draft.
- Left the University of Kansas following his junior season.
- Was named First Team All-American by the Associated Press following his junior year with the Jayhawks.
- Captured Most Valuable Player honors of the Big 12 Conference Tournament in 1997 and 1998.
- Ranks as the fifth-leading scorer in Kansas history (1,786 pts.) and 11th on the all-time rebounds list (676).
- Scored 777 points in 1997-98 – the fifth-most single-season point total in Jayhawks history.
- Named Associated Press First Team All-American and a finalist for the 1998 John Wooden and Naismith awards.
- Selected First Team All-Big 12 Conference by both the AP and Coaches.
- Won Most Valuable Player honors in both the Preseason NIT and the Big 12 Conference Tournament.
- Captured the first of two Big-12 Conference Tournament Most Valuable Player awards after averaging 21.7 points and guiding Kansas to the inaugural tournament championship.
- During summer of 1996, earned a spot on the roster of the USA's Under 22 team and helped USA go unbeaten in World Championship-qualifying tournament in Puerto Rico.
- Honored as the Big Eight Co-Freshman of the Year with Colorado's Chauncey Billups.
- Became the first Jayhawk freshman since Danny Manning to score 30 points when he poured in 30 against East Tennessee State on Jan. 4.
- Was team's top scorer in NCAA Tournament (12.8 ppg).
- Earned honorable mention All-Big Eight honors and was selected second team Freshman All-American by Basketball Weekly.

COMMUNITY INVOLVEMENT:

- Established The Truth Fund, his own charitable foundation, in 2002.
- Was honored by Tufts/New England Medical Center by the opening of the Paul Pierce Center for Minimally Invasive Surgery at New England Medical Center in 2007.
- Sponsors/hosts Annual Thanksgiving Dinner for single mothers and their children.
- A member of the NBA's All-Star Reading Team.
- Co-Hosts LA STARS with Baron Davis and Gilbert Arenas which is a celebrity infused sports and fashion weekend to raise funds for charity and continue Earvin "Magic" Johnson's charity game for Los Angeles area charities.
- Received the 2002 Home Team Community Service Award – a $5,000 grant to the charity of his choice – for his volunteer activities, community service, and impact in the Boston area.

PERSONAL:

- Son of Lorraine Hosey.
- Paul is married to Mrs. Julie Pierce, and has two daughters Prianna Lee and Jazzy and a son named Prince.
- Majored in Crime and Delinquency Studies at Kansas.
- He lists his favorite TV show as "Martin".
- His favorite sport other than basketball is tennis.
- Enjoys listening to and collecting music.
- Nickname is "The Truth" which was given to him by Shaquille O'Neal.
- Played in the 1998 McDonald's All-American Game.
- Was a member of the USA Basketball team that competed in the 2002 World Basketball Championship.
- Enjoys listening to Michael Jackson and Snoop Dogg.
- Lists Pulp Fiction as his favorite movie and Samuel Jackson as his favorite actor.
- Would like to travel the world when his basketball career is over.
- Follow Pierce on Twitter: @paulpierce34.



PABLO PRIGIONI

GUARD

PERSONAL INFORMATION

HEIGHT: 6'3"
WEIGHT: 185
YEARS PRO: 3
FROM: Argentina
BIRTHDATE: May 17, 1977

DRAFTED: Undrafted
ACQUIRED: Signed as a free agent on August 4, 2015
CONTRACT STATUS: Signed through the 2015-16 season

CAREER HIGHS

MINUTES:	**42**	4/15/13 at Charlotte
POINTS:	**14**	12/1/12 vs. Houston
FIELD GOALS:	**5 (3)**	11/14/14 vs. Utah
3-PT FG:	**4**	11/26/14 at Dallas
FREE THROWS:	**6**	4/12/15 vs. New Orleans
REBOUNDS:	**7**	2/5/14 vs. Portland
ASSISTS:	**10**	12/18/14 at Memphis
STEALS:	**5 (2)**	4/5/15 at Oklahoma City
BLOCKS:	**1 (5)**	2/11/15 at Orlando
TURNOVERS:	**5**	1/11/13 vs. Chicago

9 PABLO PRIGIONI

2014-2015 (New York – Houston):

- Appeared in 67 games (three starts) for New York and Houston, averaging 4.1 points, 1.8 rebounds, 2.6 assists, and 1.2 steals in 17.9 minutes.
- 4/12/15 vs. New Orleans, poured in 12 points (2-3 3PT FG, 6-6 FT).
- 4/5/15 at Oklahoma City, tied a season-high with five steals.
- 3/30/15 at Toronto, recorded seven assists.
- **PLAYOFFS:** Appeared in 17 games (zero starts) for Houston, averaging 3.1 points, 2.3 assists and 1.1 rebounds in 17.2 minutes.

2013-14 (New York):

- Appeared in 66 games (27 starts), averaging 3.8 points and 3.5 assists, while shooting 46.1% (88-191) from the field in 19.4 minutes.
- Shot 46.4% (65-140) from three-point range, ranking second among all players in the NBA with 125+ attempts from beyond the arc.
- Ranked third in the NBA in assists-to-turnover ratio (3.80), trailing only Clippers' Chris Paul (4.57) and Bobcats' Josh McRoberts (4.01).

2012-13 (New York):

- Appeared in 78 games (18 starts), averaging 3.5 points, 3.0 assists while shooting 45.5% (100-220) from the field in 16.2 minutes.
- Shot 39.6% (53-134) from three-point range and 88.0% (22-25) from the free-throw line.
- Scored in double-figures five times.
- Led Knicks in assists 18 times.
- Ranked third on Knicks in games played (78), behind only Steve Novak (81) and J.R. Smith (80).
- 12/17/12 vs. Houston, scored a season-high 14 points.
- Ranked 18th in the NBA in assist-to-turnover ratio (2.74).
- Started each of season's final 18 games (3/18/13 – 4/17/13), including each game of 13-game winning streak (3/18/13 - 4/9/13).

- 3/18/13 at Utah, made first career NBA start, marking the first time in Knicks history that the team started two undrafted rookies (Chris Copeland) in the same game since Elias began charting starters in 1970-71.
- 12/28/12 at Sacramento and 1/3/13 vs. San Antonio Spurs, tallied season-high nine assists twice in three-game span.
- 4/15/13, logged season-high 42 starting minutes to go along with 9 points and 8 assists.

NBA STATISTICS

REGULAR SEASON RECORD

														– REBOUNDS –										
SEASON	TEAM	GP	GS	MIN	FGM	FGA	FG%	3PM	3PA	3P%	FTM	FTA	FT%	OR	DR	REB	AST	STL	BLK	TO	PF	DQ	PTS	AVG
2012-13	New York	78	18	1263	100	220	.455	53	134	.396	22	25	.880	41	102	143	236	69	2	86	127	1	275	3.5
2013-14	New York	66	27	1283	88	191	.461	65	140	.464	11	12	.917	36	93	129	228	67	2	60	132	0	252	3.8
2014-15	New York/Houston	67	3	1197	91	228	.399	57	166	.343	35	41	.854	30	89	119	171	79	1	62	88	0	274	4.1
TOTALS		**211**	**48**	**3743**	**279**	**639**	**.437**	**175**	**440**	**.398**	**68**	**78**	**.872**	**107**	**284**	**391**	**635**	**215**	**5**	**208**	**347**	**1**	**801**	**3.8**

NBA PLAYOFF RECORD

														– REBOUNDS –										
SEASON	TEAM	GP	GS	MIN	FGM	FGA	FG%	3PM	3PA	3P%	FTM	FTA	FT%	OR	DR	REB	AST	STL	BLK	TO	PF	DQ	PTS	AVG
2012-13	New York	11	10	230	17	43	.395	13	30	.433	2	4	.500	2	15	17	35	14	1	6	21	0	49	4.5
2014-15	Houston	17	0	293	19	57	.333	12	41	.293	3	4	.750	6	13	19	39	15	0	12	40	0	53	3.1
TOTALS		**28**	**10**	**523**	**36**	**100**	**.360**	**25**	**71**	**.352**	**5**	**8**	**.625**	**8**	**28**	**36**	**74**	**29**	**1**	**18**	**61**	**0**	**102**	**3.6**

9 PABLO PRIGIONI

- Did not miss a regular season game due to injury; DNP (CD) four times.
- **PLAYOFFS:** Appeared in 11 games (10 starts), averaging 4.5 points, 3.2 assists and 1.27 steals in 20.9 minutes in his NBA Playoffs debut.
- 5/3/13 at Boston, scored a postseason-high 14 points and tallied five rebounds in 23 minutes of the Knicks' series clinching Game 6 win.
- 5/7/13 vs. Indiana, tallied 10 points, four rebounds and four assists in 21 minutes of the Knicks' Game 2 win in the Eastern Conference Semifinals.

INTERNATIONAL CAREER:

- Veteran of the Argentine and Spanish leagues, having played professionally since 1995.
- Played for Ramallo (1995-96), Belgrano (1996-98) and Obras Sanitarias (1998- 99) of the Argentine League.
- Played for Fuenlabrada (1999-2001), Alicante (2001-03). Caja Laboral (2003-09, 2012) and Real Madrid (2009-11) of the Spanish ACB and LEB Leagues.
- In final Euroleague season (2012), appeared in 10 games (six starts) for Caja Labora, averaging 7.3 points and 4.6 assists per game.
- Won Spanish National Championship in 2007-08, the King's Cup three times (2004, 2006, 2009) and Spanish Super Cup three times (2005, 2006, 2008).
- Two-time All-Euroleague second team selection (2006, 2007).
- Led Euroleague in assists in 2005-06 (6.2 apg).
- Voted best point guard in the Spanish ACB League three times.

PERSONAL:

- Played for Argentina in 2008 and 2012 Summer Olympics.
- Appeared in seven games (five starts) for Argentina at the 2012 Olympics in London, averaging 3.9 points and 5.6 assists in 25.4 minutes per game.
- Averaged 7.1 points over eight games for Bronze medal-winning Argentina at 2008 Beijing Games.
- Last name pronounced pri-gee-OH-nee.
- For the Argentine National Team, won a Gold medal at the 2011 FIBA Americas Championship, a Silver medal at the 2007 Americas Championship and a Bronze medal at the 2009 Americas Championship.
- Represented Argentina in the 2006 and 2010 World Championships.
- Follow Prigioni on Twitter: @PPrigioni9.



J.J. REDICK

GUARD

PERSONAL INFORMATION

HEIGHT: 6′4″
WEIGHT: 190
YEARS PRO: 9
COLLEGE: Duke
BIRTHDATE: June 24, 1984

DRAFTED: First round by the Orlando Magic in 2006 (11th overall)

ACQUIRED: From Milwaukee on July 10, 2013

CONTRACT STATUS: Signed through the 2016-17 season

CAREER HIGHS

MINUTES:	**47**	3/4/15 vs. Portland
POINTS:	**33**	1/15/14 vs. Dallas
FIELD GOALS:	**11 (4)**	3/29/15 at Boston
3-PT FG:	**8**	1/27/13 vs. Detroit
FREE THROWS:	**10 (2)**	3/11/15 at Oklahoma City
REBOUNDS:	**8 (2)**	4/1/15 at Portland
ASSISTS:	**10**	1/28/13 at Brooklyn
STEALS:	**4**	11/9/13 at Houston
BLOCKS:	**2 (3)**	2/27/15 at Memphis
TURNOVERS:	**7**	12/23/12 vs. Utah



NBA CAREER SUPERLATIVES:

- Set Clippers single-season franchise record with 200 three-pointers in 2014-15 and became the first Clippers' player in history to reach the mark and one of 27 players ever to record 200 three-pointers in a season.
- Participated in the Foot Locker Three-Point Contest at the 2015 NBA All-Star Weekend in New York.
- Became one of only 10 players in NBA history to shoot 90% or better from the free throw line and attempt 100 or more free throws in four plus seasons.

2014-15 (Clippers):

- Appeared in 78 games (all starts) and averaged 16.4 points, 2.1 rebounds and 1.8 assists in 30.9 minutes.
- Scored 10+ points 44 times, 20+ points a career-high 23 times and 30+ points once.
- Set Clippers single-season franchise record with 200 three-pointers and became the first Clippers' player in history to reach the mark and one of 27 players ever to record 200 three-pointers in a season.
- Recorded career-highs in field goal percentage (47.7%), three-point field goal percentage (43.7%) and points per game (16.4).
- Became one of only 10 players in NBA history to shoot 90% or better from the free throw line and attempt 100 or more free throws in four plus seasons.

NBA STATISTICS

NBA REGULAR SEASON RECORD

														– REBOUNDS –										
SEASON	TEAM	GP	GS	MIN	FGM	FGA	FG%	3PM	3PA	3P%	FTM	FTA	FT%	OR	DR	REB	AST	STL	BLK	TO	PF	DQ	PTS	AVG
2006-07	Orlando	42	0	622	80	195	.410	38	98	.388	54	60	.900	10	42	52	36	12	0	21	52	0	252	6.0
2007-08	Orlando	34	0	276	48	108	.444	17	43	.395	27	34	.794	1	22	23	16	4	0	15	29	0	140	4.1
2008-09	Orlando	64	5	1111	117	299	.391	67	179	.374	81	93	.871	8	101	109	73	21	1	54	72	0	382	6.0
2009-10	Orlando	82	9	1808	243	553	.439	111	274	.405	191	222	.860	17	138	155	158	28	4	63	118	0	788	9.6
2010-11	Orlando	59	5	1501	197	447	.441	87	219	.397	112	128	.875	6	107	113	102	29	3	53	80	0	593	10.1
2011-12	Orlando	65	22	1765	248	584	.425	112	268	.418	143	157	.911	18	132	150	164	27	6	68	92	0	751	11.6
2012-13	Orlando/Milwaukee	78	13	2379	382	880	.434	165	451	.366	171	190	.900	17	154	171	296	38	9	138	117	0	1100	14.1
2013-14	L.A. Clippers	35	34	987	181	398	.455	73	185	.395	97	106	.915	9	65	74	78	28	3	42	65	0	532	15.2
2014-15	L.A. Clippers	78	78	2409	447	938	.477	200	458	.437	183	203	.901	22	145	167	137	39	8	95	134	0	1277	16.4
TOTALS		**537**	**166**	**12870**	**1943**	**4402**	**.441**	**870**	**2175**	**.400**	**1059**	**1193**	**.888**	**108**	**906**	**1014**	**1060**	**226**	**34**	**549**	**759**	**0**	**5815**	**10.8**

NBA PLAYOFF RECORD

														– REBOUNDS –										
SEASON	TEAM	GP	GS	MIN	FGM	FGA	FG%	3PM	3PA	3P%	FTM	FTA	FT%	OR	DR	REB	AST	STL	BLK	TO	PF	DQ	PTS	AVG
2006-07	Orlando	1	0	11	1	2	.500	1	1	1.000	0	0	.000	0	0	0	2	0	0	1	2	0	3	3.0
2007-08	Orlando	2	0	10	0	4	.000	0	3	.000	0	0	.000	0	1	1	0	0	0	0	1	0	0	0.0
2008-09	Orlando	16	8	327	31	83	.373	21	52	.404	13	14	.929	2	17	19	31	8	1	7	26	1	96	6.0
2009-10	Orlando	14	0	269	30	71	.423	15	35	.429	30	35	.857	4	20	24	19	10	0	20	22	0	105	7.5
2010-11	Orlando	6	0	120	15	42	.357	1	15	.067	9	12	.750	0	11	11	6	1	1	7	8	0	40	6.7
2011-12	Orlando	5	0	123	19	44	.432	4	19	.211	12	14	.857	0	5	5	16	1	0	6	4	0	54	10.8
2012-13	Milwaukee	4	0	69	11	25	.440	4	12	.333	3	3	1.000	0	3	3	5	1	0	6	9	0	29	7.3
2013-14	L.A. Clippers	13	13	351	61	133	.459	26	65	.400	25	26	.962	4	18	22	19	11	0	13	23	2	173	13.3
2014-15	L.A. Clippers	14	14	540	70	161	.435	35	88	.398	33	35	.943	0	30	30	24	10	5	26	36	1	208	14.9
TOTALS		**75**	**35**	**1820**	**238**	**565**	**.421**	**107**	**290**	**.369**	**125**	**139**	**.899**	**10**	**105**	**115**	**122**	**42**	**7**	**86**	**131**	**4**	**708**	**9.4**

- Ranked sixth in the NBA with 2.7 points per game in first three-minutes of first quarter.
- Ranked fifth in NBA with 200 three-pointers and fifth with a 43.7% three-point field goal percentage.
- Made 47 consecutive free-throws from (2/23/15 - 4/4/15), the longest streak by a Clipper and second longest by a Clipper since 2004-05 (J. Crawford).
- Finished third on the team in scoring with an average of 16.4 points per game.
- Ranked third in the NBA in free-throw percentage at 90.1%.
- Among starting guards in the NBA ranked sixth in field goal percentage at 47.7%.
- Posted 25 points on 4/1/15 at Portland to go along with tying a career-high in rebounds with eight in 34:48 minutes.
- Registered 25 points on 3/11/15 at Oklahoma City while tying a career-high in free-throws made with 10 to go along with setting new season-highs in assists with seven and steals with three in 35:13 minutes.
- **PLAYOFFS:** Appeared in 14 games (all starts), averaging 14.9 points, 2.1 rebounds and 1.7 assists on 43.5% shooting from three-point range in 38.6 minutes.
- Set franchise postseason record for most made three-pointers in a playoff series, with 15 in the Clippers First Round series with the San Antonio Spurs. Redick would break his own record with 20 made three-pointers in Los Angeles' Western Conference Semifinal matchup with Houston.
- 5/8/15 vs. Houston, scored a postseason career-high 31 points in Game 3.
- 5/17/15 at Houston, tallied four blocks, his most in any game of his professional career.

2013-14 (Clippers):

- Appeared in 35 games (34 starts) with averages of 15.2 points, 2.1 rebounds and 2.2 assists in 28.2 minutes.
- Finished fourth on the team in scoring with 15.2 points per game.
- Scored 10+ points 23 times, 20+ points five times and 30+ points once.
- Led or tied team in scoring four times, steals eight times and assists three times.
- Finished first on the team in three-point field goal percentage (39.5%).
- Missed 21 games due to a right hand fracture/torn ligament in right wrist (12/1/13 - 1/8/14).
- Missed 25 games due to a bulging disc in his lower back (21) and a sore right hip (4) (2/5/14 - 4/2/14).
- Recorded a career-high 33 points on 1/15/14 vs. Dallas.
- Returned to the lineup after missing the previous 25 games due to a sore right hip (4) and a bulging disc in his lower back (21) and chipped in with 12 points on 4/3/14 vs. Dallas.
- Finished with 15 points on 4/6/14 vs. Lakers in addition to three rebounds and two assists in return to the starting lineup.
- **PLAYOFFS:** Played in 13 contests (all starts), averaging 13.3 points, 1.7 rebounds and 1.5 assists in 27.0 minutes.

2012-13 (Orlando-Milwaukee):

- Posted career-highs of 14.1 points and 3.8 assists, along with 2.2 rebounds, in 78 games split between the Bucks and Magic (13 starts).
- Averaged 12.3 points, 1.9 rebounds and 2.7 assists for the Bucks following the midseason trade.
- Scored in double-figures 58 times, including 19 such games in a Bucks uniform.
- Scored 20+ points 16 times (twice in Milwaukee) and tallied a season-best and career-high-tying 31 points for the Magic on 1/27/13 vs. Detroit.
- Hit a career-high eight three-pointers on 1/27/13 vs. Detroit.
- Posted his first of two 20-point games as a Buck on 4/1/13 vs. Charlotte, with the second coming 4/15/13 vs. Denver.
- **PLAYOFFS:** Appeared in four playoff games for Milwaukee and averaged 7.3 points and 1.3 assists in 17.3 minutes.

2011-12 (Orlando):

- Played in 65 games (22 starts) for Orlando, averaging a career-high 11.6 points, 2.5 assists and 2.3 rebounds in a career-best 27.2 minutes.
- Shot 41.8% (112-268) from three-point range and a team-best 91.1% (143-157) from the free throw line.
- Made 22 starts, averaging 14.8 points, 3.0 assists and 2.8 rebounds in 32.9 minutes during that span.
- Ranked second in the NBA in free throw percentage and 16th in three-point field goal percentage.
- During the regular season, led (or tied) the team in scoring four times and in assists twice.
- Scored in double-figures 41 times and had 20+ points six times, including a career-high 31 points on 4/25/12 vs. Charlotte (including 6-of-10 from three-point range).
- Dished out a career-high nine assists on 3/11/12 vs. Indiana.
- Recorded at least one steal 19 times and had two-or-more steals six times, including a career-high-tying three steals on 4/10/12 at Washington and 4/22/12 at Denver.
- **PLAYOFFS:** Appeared in all five playoff outings, averaging 10.8 points, 3.2 assists and 1.0 rebounds in 24.6 minutes. Tied career playoff-high with seven assists on 5/5/12 vs. Indiana.

2010-11 (Orlando):

- Played in 59 games (15 starts) for Orlando, averaging 10.1 points, 1.9 rebounds and 1.7 assists in 25.4 minutes.
- Shot 39.7% (87-219) from three-point range and a team-best 87.5% (112-128) from the free throw line.
- Finished tied for 33rd in the NBA in three-point field goal percentage.
- Led (or tied) the team in scoring twice and in assists twice.
- Scored in double-figures 32 times and had 20+ points four times.
- Recorded a career-high-tying three steals on 3/9/11 at Sacramento.
- Missed 23 total games due to injury/illness: Missed two games on the Inactive List (11/1510-11/18/10) due to back spasms, missed three games (12/1/10-12/4/10) due to a stomach virus, missed one game (1/31/11) due to a left shoulder contusion and sat out 17 games (3/11/11-4/13/11) due to a lower abdominal strain.
- **PLAYOFFS:** Played in six postseason games, averaging 6.7 points, 1.8 rebounds and 1.0 assists in 20.0 minutes.

2009-10 (Orlando):

- Played in all 82 games (9 starts) for Orlando, averaging 9.6 points, 1.9 rebounds and 1.9 assists in 22.0 minutes.
- Shot a team-best 40.5% (111-274) from three-point range and a team-best 86.0% (191-222) from the free throw line.
- Made nine starts, averaging 13.0 points, 2.9 assists and 2.7 rebounds in 35.1 minutes.
- Ranked 17th in the NBA in free throw percentage and 17th in three-point field goal percentage.
- Led (or tied) the team in scoring twice and in assists five times.
- Scored in double-figures 40 times and had 20+ points in four games.
- Set career-high with eight assists (along with a team-high 23 points) in a career-best 46 minutes on 3/28/10 vs. Denver.
- **PLAYOFFS:** Appeared in all 14 playoff games, averaging 7.5 points, 1.7 rebounds and 1.4 assists in 19.2 minutes. Tallied playoff-career-highs of 16 points and five rebounds on 5/18/10 vs. Boston. Recorded career playoff-high three steals on 5/28/10 at Boston.

2008-09 (Orlando):

- Appeared in 64 games with Orlando, averaging 6.0 points, 1.7 rebounds and 1.1 assists in 17.4 minutes.
- Made five starts, averaging 6.6 points, 2.2 rebounds and 1.4 assists in 28.8 minutes.
- Shot 37.4% (67-179) from three-point range and 87.1% (81-93) from the free throw line.
- Scored in double-figures 15 times.
- Hit game-tying three-pointer with 8.1 seconds left on 2/17/09 vs. Charlotte.
- Had career-high three steals on 2/20/09 at Charlotte.
- Made first career start on 11/18/08 vs. Toronto (10 points, three rebounds, one steal, career-high 34 minutes).
- **PLAYOFFS:** Played in 16 playoff outings (eight starts), averaging 6.0 points, 1.9 assists and 1.2 rebounds in 20.4 minutes, helping the Magic reach the NBA Finals. Dished out a playoff career-best seven assists on 5/10/09 vs. Boston.

2007-08 (Orlando):

- Played in 34 games for the Magic, averaging 4.1 points in 8.1 minutes.
- Shot 39.5% (17-43) from three-point range.
- Scored in double-figures six times.
- On the Inactive List a total of seven times: six times due to back spasms (11/6/07-11/14/07) and once due to personal reasons (3/10/08).
- DNP-CD in 41 games.
- **PLAYOFFS:** Appeared in two playoff games, pulling down one rebound in 10 minutes of action.

2006-07 (Orlando):

- Played in 42 games for Orlando, averaging 6.0 points and 1.2 rebounds in 14.8 minutes.
- Shot 38.8% (38-98) from three-point range and 90.0% (54-60) from the free throw line.
- Ranked among NBA rookies in three-point field goal percentage (fifth), assists (T-16th) and scoring (18th).
- Scored in double-figures nine times.
- Made his NBA debut on Nov, 25 vs. Atlanta, recording two points, one rebound and one assist in three minutes.
- **PLAYOFFS:** Appeared in one playoff game, tallying three points and two assists in 11 minutes on 4/28/07 vs. Detroit.

COLLEGE (Duke 2002-2006):

- Finished collegiate career as the all-time leading scorer in both Duke University and Atlantic Coast Conference history with 2,769 points (16th in NCAA history).
- Played four seasons at Duke, averaging 19.9 points, 2.7 rebounds, 2.2 assists and 1.09 steals in 139 career games.
- Shot 40.6% (457-1,126) from three-point range and 91.2% (662-726) from the free throw line.

4 J.J. REDICK

- Named Wooden, Naismith and Associated Press Player of the Year following his senior season in 2005-06.
- Set an NCAA record for career three-pointers made (457) and finished second in NCAA history in free throw percentage (91.2%).
- Named ACC Player of the Year and First Team All-America for the second straight season, after averaging 26.8 points and shooting 42.1% (139-330) from three-point range.
- Earned ACC Tournament MVP for the second-straight time.
- As a junior (2004-05), averaged 21.8 points.
- Named Adolph Rupp National Player of the Year and ACC Player of the Year, and also earned ACC Tournament MVP honors.
- Led the ACC in scoring, free throw percentage (93.8%), minutes played (37.3 minutes) and three-point field goals per game (3.7).
- Led Duke and was ninth in the ACC with a 40.3% (121-300) from three-point land.
- During his sophomore campaign (2003-04), was named All-ACC First Team after leading the Blue Devils in scoring (15.9 points) and three-point field goals made (102).
- Led the ACC and ranked second in the nation with a 95.3% (143-150) free throw percentage.
- Became only the fifth player in Duke history (22nd in ACC history) to reach 1,000 career points.
- As a freshman (2002-03), was named to the All-ACC Third Team and All-ACC Freshman Team.
- Averaged 15.0 points, the fourth-highest by a Duke freshman.
- Led the Blue Devils in free throw percentage (91.9%, fifth in NCAA), three-point field goals made (95) and attempted (238).

COMMUNITY INVOLVEMENT:

- Participated in the NBA Cares Day of Service in New York during All-Star Weekend.
- Hosted local jewelry shopping event to benefit Children's Miracle Network.
- Hosted local youth at home games during the 2014-15 season as part of his PlayerZone.
- Participated in a 'Play for Peace' basketball clinic at the Seeds of Peace International Camp in Otisfield, Maine during the summer of 2006. The camp welcomed Israeli, Palestinian, Egyptian, Jordanian and American youth.
- Founded the J.J. Redick Foundation in 2011 to benefit underprivileged youth.
- Took part in the Clippers Teamwork at the Table Thanksgiving event at St. Joseph Center in Venice where he helped distribute food baskets and turkeys to over 300 families during the 2013-14 season.
- Participated with Ralphs, ProCamps and the Boys & Girls Club to host youth basketball camps during the summer of 2014.
- Participated in Feed the Children helping to distribute food and personal care boxes to 1,600 families in Los Angeles.
- Worked with the Salvation Army Siemon Family Youth and Community Center to distribute gifts to children during the holiday season.

PERSONAL:

- Full name is Jonathan Clay Redick.
- Son of Ken and Jeanie Redick.
- Lives in Austin, Texas with his wife Chelsea and son Knox during the off-season.
- His father's background as a stoneware potter led to his middle name of "Clay".
- Majored in history and minored in cultural anthropology while at Duke.
- His older twin sisters, Alyssa and Catie, both played college basketball for four years at Campbell University, also has a younger brother, David, and a younger sister, Abby.
- Enjoys writing poetry.
- Played for USA Basketball in the 2005 FIBA Under-21 World Championship, 2005 Global Games and 2003 FIBA Men's Junior World Championship.
- Member of the 2006-08 USA Men's Senior National Team program.
- Follow Redick on Twitter: @JJRedick.

25



AUSTIN RIVERS

GUARD

PERSONAL INFORMATION

HEIGHT: 6'4"
WEIGHT: 200
YEARS PRO: 3
COLLEGE: Duke
BIRTHDATE: August 1, 1992

DRAFTED: First Round by New Orleans Hornets in 2012 (10th overall)

ACQUIRED: From Boston on January 15, 2015

CONTRACT STATUS: Signed through the 2016-17 season

CAREER HIGHS

MINUTES:	**45**	4/12/14 at Houston
POINTS:	**28**	2/21/15 vs. Sacramento
FIELD GOALS:	**11**	2/21/15 vs. Sacramento
3-PT FG:	**5 (2)**	2/21/15 vs. Sacramento
FREE THROWS:	**11**	12/20/14 vs. Portland
REBOUNDS:	**10**	4/12/14 at Houston
ASSISTS:	**9 (2)**	3/31/14 vs. Sacramento
STEALS:	**4 (2)**	2/6/15 at Toronto
BLOCKS:	**1 (32)**	3/31/15 vs. Golden State
TURNOVERS:	**4 (6)**	3/8/15 at Golden State

2014-15 (New Orleans - Clippers):

- Appeared in 76 games (five starts) for the Pelicans and Clippers, averaging 7.0 points, 2.0 rebounds and 2.0 assists in 20.6 minutes.
- Appeared in 41 games (two starts) for the Clippers, averaging 7.1 points, 2.0 rebounds and 1.7 assists in 19.3 minutes.
- Appeared in 35 games (three starts) for New Orleans, averaging 6.8 points, 1.9 rebounds and 2.5 assists in 22.2 minutes.
- Scored 10+ points nine times and 20+ points three times for Los Angeles.
- Scored 10+ points seven times and 20+ points one time on the season for New Orleans.
- 3/25/15 at New York, led the team in scoring with 21 points along with three assists and two steals in 19:27 minutes.
- 3/9/15 vs. Minnesota, led bench in scoring with 13 points in addition to tying a season-high in assists with six and registered four rebounds and two steals in 21:38 minutes.
- 2/21/15 vs. Sacramento, recorded new career-highs in points (28), field goals made (11) and tied a career-high in three-point field goals made (5).
- **PLAYOFFS:** Appeared in 14 games (two starts), averaging 8.4 points, 1.7 rebounds and 1.1 assists in 17.9 minutes.
- 5/8/15 vs. Houston, tallied 25 points in 23:16 minutes off the bench in Game 3 of the Western Conference Semifinals, becoming one of three players since 1990 (G. Dragic & M. Ginobili) to score 25+ points in less than 24 minutes in a postseason game.

2013-14 (New Orleans):

- Appeared in 69 games (four starts), averaging 7.7 points, 2.3 assists and 1.9 rebounds in 19.4 minutes.
- Scored in double-figures 26 times as one of the Pelicans' key bench players.
- 4/12/14 at Houston, scored a season-high 20 points on a career-high 24 field goal attempts and grabbed a career-high 10 rebounds to notch the first double-double of his career.
- 4/11/14 at Oklahoma City, played a season high 40 minutes in his first start of the year.
- Posted 12 DNP-CD's and one DND on 3/26/14 vs. Clippers due to illness.

2012-13 (New Orleans):

- Averaged 6.2 points, 2.1 assists and 1.8 rebounds per game in 61 games played during his rookie season (26 starts).

NBA STATISTICS

REGULAR SEASON RECORD

														– REBOUNDS –										
SEASON	TEAM	GP	GS	MIN	FGM	FGA	FG%	3PM	3PA	3P%	FTM	FTA	FT%	OR	DR	REB	AST	STL	BLK	TO	PF	DQ	PTS	AVG
2012-13	New Orleans	61	26	1418	145	390	.372	28	86	.326	59	108	.546	16	93	109	127	26	9	74	122	0	377	6.2
2013-14	New Orleans	69	4	1339	192	474	.405	36	99	.364	110	173	.636	26	103	129	160	45	9	77	134	0	530	7.7
2014-15	New Orleans/L.A. Clippers	76	5	1563	203	496	.409	39	131	.298	85	126	.675	27	125	152	155	48	14	65	146	0	530	7.0
TOTALS		**206**	**35**	**4320**	**540**	**1360**	**.397**	**103**	**316**	**.326**	**254**	**407**	**.624**	**69**	**321**	**390**	**442**	**119**	**32**	**216**	**402**	**0**	**1437**	**7.0**

NBA PLAYOFF RECORD

														– REBOUNDS –										
SEASON	TEAM	GP	GS	MIN	FGM	FGA	FG%	3PM	3PA	3P%	FTM	FTA	FT%	OR	DR	REB	AST	STL	BLK	TO	PF	DQ	PTS	AVG
2014-15	L.A. Clippers	14	2	250	46	105	.438	13	35	.371	12	19	.632	6	18	24	16	10	4	12	28	0	117	8.4
TOTALS		**14**	**2**	**250**	**46**	**105**	**.438**	**13**	**35**	**.371**	**12**	**19**	**.632**	**6**	**18**	**24**	**16**	**10**	**4**	**12**	**28**	**0**	**117**	**8.4**

- Led the team in points twice and assists once.
- 12/14/12 vs. Minnesota, made a career-high nine field goals and five three-pointers in recording a career-high 27 points.
- 11/14/12 at Houston, recorded double-digits for the first time on the season with 10 points, while adding three rebounds, two assists and one steal.
- Missed the final 20 games of the season due to a fractured right hand.

COLLEGE (Duke University 2011-12):

- Appeared in 34 games (33 starts) in one season for Duke, averaging 15.5 points, 3.4 rebounds and 2.1 assists in 33.2 minutes per game.
- Averaged a team-high 15.5 points to join Johnny Dawkins (1983) and Bill Sapp (1945) as the only freshmen to lead Duke in scoring.
- Became just the seventh freshman in ACC history to collect First Team All-Conference recognition.
- In the Duke freshman record books, ranks in the top five in seven categories: points (527, 3rd); points per game (15.5, 3rd); free throws (121, 1st) and attempts (184, 1st), three-pointers (58,5th), double-figure scoring games (30,t-3rd) and 20-point games (eight, t-5th).
- A First Team All-ACC selection and NABC Third Team All-American.
- Scored 20+ points eight times.
- Recorded double-digit points in 30 of 34 games.
- Finished with 19 points, four rebounds and one assist in first round NCAA Tournament loss to Lehigh.
- Posted a season-high 29 points and hit game-winning three-pointer to top No. 5 UNC, 85-84, on the road.

COMMUNITY INVOLVEMENT:

- Worked with participants in the Clippers Mentorship Assist Zone during the 2014-15 season.

PERSONAL:

- Four-year letter winner at Winter Park High School under head coach David Bailey.
- Led the team to a 109-18 record in his career and finished second in Central Florida high school history with 2,957 points.
- Led Winter Park High to a 28-5 record with averages of 29.2 points, 6.1 rebounds, 2.2 assists and 2.0 steals as a senior.
- Earned National Player of the Year honors by Naismith, Morgan Wootten, Parade, USA Today and MaxPreps.
- Named 2011 Gatorade Florida Player of theYear.
- Played in the 2011 McDonald's All-America game, leading the West with 14 points.
- Follow Rivers on Twitter: @AustinRivers25.



JOSH SMITH

FORWARD

PERSONAL INFORMATION

HEIGHT: 6'9"

WEIGHT: 225

YEARS PRO: 11

COLLEGE: None (Oak Hill Academy, VA)

BIRTHDATE: December 5, 1985

DRAFTED: First Round by the Atlanta Hawks in 2004 (17th overall)

ACQUIRED: Signed as a free agent on July 16, 2015

CONTRACT STATUS: Signed through the 2015-16 season

CAREER HIGHS

MINUTES:	**51 (2)**	3/21/12 vs. Cleveland
POINTS:	**38**	11/17/07 at Milwaukee
FIELD GOALS:	**15 (2)**	1/23/13 at Charlotte
3-PT FG:	**4 (8)**	3/23/15 at Indiana
FREE THROWS:	**12 (3)**	4/10/15 vs. San Antonio
REBOUNDS:	**22**	3/12/08 vs. Houston
ASSISTS:	**12**	11/30/14 vs. Golden State
STEALS:	**7**	2/26/10 vs. Dallas
BLOCKS:	**10**	12/18/04 at Dallas
TURNOVERS:	**9**	2/3/07 vs. New York

NBA CAREER SUPERLATIVES:

- One of three active players (K. Garnett & D. Nowitzki) with 12,000+ career points, 6,000+ rebounds, 2,500+ assists, 1,000+ steals and 1,000+ blocks.
- One of six active players (T. Duncan, K. Garnett, P. Gasol, B. Griffin & L. James) with career averages of 15.0+ points, 7.0+ rebounds & 3.0+ assists.
- Named to the NBA All-Defensive Second Team in 2010.
- Named to the NBA All-Rookie Second Team in 2005.

2014-15 (Detroit - Houston):

- Averaged 13.1 points, 7.2 rebounds and 1.7 blocks per game in 32.0 minutes in 28 appearances with the Detroit Pistons.
- Averaged 12.0 points, 6.0 rebounds and 2.6 assists per game in 25.5 minutes in 55 appearances with the Houston Rockets.
- Recorded 21 points on 9-21 FG shooting in Rockets debut on 1/26/15 vs. Memphis.
- 1/30/15 vs. Boston, recorded first double-double as a Rocket with 15 points and 10.
- 2/6/15 vs. Milwaukee, recorded a double-double with 14 points, 10 rebounds and eight assists.
- 2/8/15 vs. Portland, recorded a career-high tying four 3PT FG for second consecutive game.
- Notched third 20+ point performance as a Rocket with 20 points, six boards and three assists on 2/10/15 at Phoenix.
- 2/11/15 at L.A. Clippers, recorded second consecutive 20-point game with 21 points.
- Scored 10 points and 10 rebounds for third double-double as a Rocket on 3/7/15 at Denver.
- Poured in 18 points and tied career-high with 4 Field Goals Made on 3/23/15 at Indiana.
- 3/27/15 vs. Minnesota, notched fourth double-double as a Rocket with 16 points, 11 assists and nine rebounds.
- **PLAYOFFS:** Appeared in 17 postseason games (eight starts), averaging 13.5 points, 5.6 rebounds and 2.7 assists in 23.3 minutes.

2013-14 (Detroit):

- Appeared in 77 games (76 starts) in his first season in Detroit, averaged 16.4 points, 6.8 rebounds, 3.3 assists, 1.2 steals and 1.8 blocks in 35.5 minutes.
- 11/29/13 vs. L.A. Lakers, recorded a season-high 19 rebounds and tied a season-high with five steals.
- 1/10/14 at Philadelphia, became only the third player in NBA history to record at least 22 points, 13 rebounds, seven assists, five blocks and four steals in a regular-season game (Kareem Abdul-Jabaar, twice, and Hakeem Olajuwon).
- 2/8/14 vs. Denver, tied a season-high with eight assists.
- 2/22/14 vs. Dallas, scored a season-high 32 points.
- 3/5/14 vs. Chicago, recorded a season-high six blocks.

2012-13 (Atlanta):

- Appeared in 76 games (all starts) averaging 17.5 points (.465 FG, .303 3FG, .517 FT), 8.4 rebounds, 4.2 assists, 1.8 blocks and 1.2 steals in 35.3 minutes.

NBA STATISTICS

REGULAR SEASON RECORD

															– REBOUNDS –										
SEASON	TEAM	GP	GS	MIN	FGM	FGA	FG%	3PM	3PA	3P%	FTM	FTA	FT%	OR	DR	REB	AST	STL	BLK	TO	PF	DQ	PTS	AVG
2004-05	Atlanta	74	59	2050	274	602	.455	4	23	.174	163	237	.688	147	310	457	127	59	144	135	157	1	715	9.7
2005-06	Atlanta	80	73	2541	329	774	.425	34	110	.309	210	292	.719	176	355	531	191	64	208	162	260	5	902	11.3
2006-07	Atlanta	72	72	2645	436	993	.439	38	152	.250	268	387	.693	165	456	621	236	101	207	227	241	4	1178	16.4
2007-08	Atlanta	81	81	2873	518	1133	.457	25	99	.253	333	469	.710	161	506	667	272	123	227	245	269	6	1394	17.2
2008-09	Atlanta	69	69	2421	418	849	.492	26	87	.299	211	359	.588	134	364	498	169	94	111	161	184	1	1073	15.6
2009-10	Atlanta	81	81	2871	504	999	.505	0	7	.000	261	422	.618	223	482	705	342	130	172	198	240	1	1269	15.7
2010-11	Atlanta	77	77	2645	497	1041	.477	51	154	.331	229	316	.725	134	523	657	255	99	120	197	217	1	1274	16.5
2011-12	Atlanta	66	66	2329	504	1101	.458	28	109	.257	203	322	.630	136	496	632	257	93	115	164	172	3	1239	18.8
2012-13	Atlanta	76	76	2683	550	1182	.465	61	201	.303	166	321	.517	133	506	639	321	94	136	226	175	1	1327	17.5
2013-14	Detroit	77	76	2730	517	1233	.419	70	265	.264	160	301	.532	102	418	520	252	105	110	199	197	1	1264	16.4
2014-15	Detroit/Houston	83	35	2300	414	987	.419	72	228	.316	127	255	.498	152	378	530	277	87	116	206	228	2	1027	12.4
TOTALS		**836**	**765**	**28088**	**4961**	**10894**	**.455**	**409**	**1435**	**.285**	**2331**	**3681**	**.633**	**1663**	**4794**	**6457**	**2699**	**1049**	**1666**	**2120**	**2340**	**26**	**12662**	**15.1**

NBA PLAYOFF RECORD

															– REBOUNDS –										
SEASON	TEAM	GP	GS	MIN	FGM	FGA	FG%	3PM	3PA	3P%	FTM	FTA	FT%	OR	DR	REB	AST	STL	BLK	TO	PF	DQ	PTS	AVG
2007-08	Atlanta	7	7	237	35	88	.398	3	18	.167	37	44	.841	7	38	45	20	12	20	26	26	0	110	15.7
2008-09	Atlanta	11	11	410	67	159	.421	2	15	.133	52	71	.732	24	58	82	24	12	17	21	36	1	188	17.1
2009-10	Atlanta	11	11	392	62	129	.481	2	6	.333	29	44	.659	37	62	99	29	13	19	17	30	0	155	14.1
2010-11	Atlanta	12	12	438	69	171	.404	3	24	.125	40	67	.597	18	84	102	35	13	25	26	39	0	181	15.1
2011-12	Atlanta	5	5	196	34	88	.386	0	4	.000	16	21	.762	10	58	68	24	3	5	15	14	0	84	16.8
2012-13	Atlanta	6	6	199	39	90	.433	5	20	.250	19	36	.528	10	35	45	21	11	3	16	21	0	102	17.0
2014-15	Houston	17	8	396	85	194	.438	27	71	.380	32	74	.432	26	70	96	46	9	17	38	41	0	229	13.5
TOTALS		**69**	**60**	**2268**	**391**	**919**	**.425**	**42**	**158**	**.266**	**225**	**357**	**.630**	**132**	**405**	**537**	**199**	**73**	**106**	**159**	**207**	**1**	**1049**	**15.2**

- Scored 10-plus points 69 times, 20-plus points 26 times and 30-plus points four times.
- Recorded 29 double doubles.
- Among NBA League Leaders, ranked 23rd in scoring (17.5 points), 18th in rebounds (8.4 rebounds), 36th in assists (4.2 assists), ninth in blocks (1.8 blocks), 36th in steals (1.2 steals) and 19th in double-doubles (29).
- 12/10/12 at Miami, and 2/11/13 at Dallas, tied career-high with four made 3FG.
- 1/9/13 at Cleveland, blocked season-high six shots.
- 1/23/13 at Charlotte, tied his career-high 15 FGM (15-24) and scored 30 points to go with 13 rebounds and eight assists.
- 3/4/13 at Denver, scored his 10,000th career point.
- 3/20/13 vs Milwaukee, grabbed season-high 16 rebounds.
- Was the only player in the NBA in 2012-13 to average at least 17.0 points, 8.0 rebounds, 4.0 assists and 1.0 blocks.
- Named Eastern Conference Player of the Week for games played from 12/3/12 – 12/9/12.
- **PLAYOFFS:** Appeared in six postseason games (all starts), averaging 17.9 points, 7.5 rebounds and 3.5 assists in 33.2 minutes.

2011-12 (Atlanta):

- Appeared in 66 games (all starts) averaging career-high 18.8 points, career-high 9.6 rebounds, 3.9 assists, 1.7 blocks and 1.4 steals in 35.3 minutes.
- Scored 20+ points 29 times and 30+ points eight times.
- Among NBA league leaders, ranked tied for 18th in scoring (18.8 points), tied for 12th in rebounds (9.6 rebounds), tied for 31st in assists (3.9 assists), 9th in blocks (1.7 blocks) and 20th in steals (1.4 steals).
- Was the only player in the NBA to rank in the top-40 in scoring, rebounds, assists, blocks and steals.
- Recorded 28 double doubles.
- Scored 30 points (season-high tying 14-22 FGs) to go with 13 rebounds, three assists and one steal on 1/12/12 vs. Charlotte.
- Posted 23 points, season-high tying 19 rebounds (career-high 18 defensive), five assists and three blocks on 2/10/12 at Orlando.
- Tallied 24 points, a season-high tying 19 rebounds, four assists and three blocks on 3/2/12 vs. Milwaukee.
- Notched 32 points, 17 rebounds, five assists and three blocks on 3/21/12 vs. Cleveland.
- Scored 20-or-more in seven straight games (3/21/12- 3/13/12), the longest stretch of his career.
- 3/31/12 at Philadelphia, scored a season-high 34 points.

- 4/22/12 vs. New York, scored his 9,000th career point.
- Finished the season ranked 13th among all active NBA players in career blocks (1,304).
- **PLAYOFFS:** Appeared in five postseason games (all starts), averaging 16.8 points, 13.6 rebounds and 4.8 assists in 39.2 minutes.

2010-11 (Atlanta):

- Appeared in 77 games (all starts) averaging 16.5 points (.477 FG, .331 3FG, .725 FT), 8.5 rebounds, 3.3 assists, 1.6 blocks and 1.3 steals in 34.3 minutes.
- Led the team in scoring 20 times, in rebounds 34 times and in assists 15 times.
- Scored 20+ points 26 times and 30+ twice.
- Recorded 31 double-doubles and one triple-double.
- Among NBA league leaders, ranked 35th in scoring (16.5 points), 18th in rebounds (8.5 rebounds), 15th in blocks (1.6 blocks) and 24th in steals (1.3 steals).
- 12/7/10 vs. New Jersey, scored a career-high 34 points, becoming the first Hawk to score that many points on that high of a FG% (87.5) in over 55 years (Hall-of-Famer Bob Pettit scored 34 points (12-13 FGs) on 3/14/55).

- 1/28/10 at Toronto, recorded the third triple-double of his career with 12 points, 13 rebounds and season-high 10 assists to go with three steals and two blocks.
- Scored his 7,000th career point vs. Cleveland (12/22), grabbed his 4,000th career rebound at Denver (2/28/11), dished out his 1,500th career assist at Dallas (1/29/11) and played in his 500th career game at Miami (1/18/11).
- Missed five games (3/2/11 - 3/5/11 and 4/5/11 - 4/9/11) due to a sprained right knee.
- **PLAYOFFS:** Appeared in 12 postseason games (all starts), averaging 15.1 points, 8.5 rebounds and 2.9 assists in 36.5 minutes.

2009-10 (Atlanta):

- Saw action in 81 games and averaged 15.7 points (.505 FG), 8.7 rebounds, 4.2 assists, 2.1 blocks and 1.6 steals in 34.5 minutes.
- Led the team in scoring 15 times, in rebounds 30 times and in assists 26 times.
- Scored 20+ points 19 times and recorded 27 double-doubles and one triple double.
- Among NBA league leaders, ranked 18th in rebounds (8.7 rebounds), third in blocks (2.1 blocks), third in total blocks (173) and 11th in steals (1.6 steals).
- Was the only player in the league to average at least 15.0 points, 8.0 rebounds and 4.0 assists.
- Was the shortest player in the top-12 in blocks per game (2.1) and the tallest player in the top-12 for steals (1.6 spg).
- 2/2/10 at Oklahoma City, became the youngest player in NBA history to record 1,000 career blocks.
- 2/5/10 vs. Chicago, logged his second career triple-double with 18 points, 14 rebounds and 10 assists.
- 2/26/10 vs. Dallas, recorded 18 points, 11 rebounds, eight assists and career-high seven steals.
- 3/13/10 vs. Detroit, dished out a career-high 11 assists to go with 18 points.
- Recorded his 1,000th career assist vs. Indiana (10/28/09), his 3,000th career rebound at Denver (12/23/09) and his 6,000th career point vs. Chicago (2/5/10).
- **PLAYOFFS:** Appeared in 11 postseason games (all starts), averaging 14.1 points, 9.0 rebounds and 2.6 assists in 35.6 minutes.

2008-09 (Atlanta):

- Played in 69 games (all starts) and averaged 15.6 points (.492 FG, .299 3FG, .588 FT), 7.2 rebounds, 2.4 assists, 1.6 blocks and 1.4 steals in 35.1 minutes.
- Scored 10+ points 57 times, 20+ points 17 times and 30+ points twice.
- Recorded 20 double doubles.
- Among NBA league leaders, ranked 13th in blocks (1.6 blocks) and T29th in FG% (49.2%).
- 3/15/09 vs. Portland, scored his 5,000th career point vs. Portland (3/15/09).
- 3/31/09 at Philadelphia, scored a season-high 33 points (13-15 FG, 3-3 3FG, 4-4 FT).
- Missed 12 games with a left ankle sprain (11/9/08 – 11/29/08) and one game due to personal reasons (2/25/09).
- **PLAYOFFS:** Appeared in 11 postseason games (all starts), averaging 17.1 points, 7.5 rebounds and 2.2 assists in 37.3 minutes.

2007-08 (Atlanta):

- In 81 games (all starts), averaged 17.2 points (.457 FG, .710 FT), 8.2 rebounds, 3.4 assists, 2.8 blocks and 1.5 steals in 35.5 minutes.
- Among NBA league leaders, ranked 26th in rebounds (8.2 rebounds), second in blocks (2.8 blocks) and 16th in steals (1.5 steals).
- Scored 10+ points 43 times, 20+ points 22 times and 30+ points five times.
- Grabbed 10-plus rebounds 21 times and led the team in scoring 18 times, in rebounds 26 times and in assists 14 times.
- Recorded 19 double-doubles.
- 11/17/07 at Milwaukee, scored a career-high 38 points.
- 1/11/08 vs. Washington, scored 35 points and connected on a career-high 15 field goals.
- 1/23/08 at Denver, recorded his first career triple-double with 22 points, 12 rebounds and 10 assists.
- 2/4/08 vs. Philadelphia, blocked a season-high nine shots and tied the franchise record for blocks in a quarter (6) and in a half (8).
- 3/12/08 vs. Houston, grabbed a career-high 22 rebounds.
- Finished the season with a streak of 32 consecutive games with at least one blocked shot after having a consecutive streak of 76 games with at least one block (eighth best in NBA history) snapped vs. Miami (12/19/07).
- His 227 blocks marked the ninth-best in Atlanta Hawks history.
- Finished sixth in voting for the NBA Defensive Player of the Year and was named the Lou Hudson Award winner, which honors the team's Most Improved Player, for the third consecutive season.
- **PLAYOFFS:** Appeared in seven postseason games (all starts), averaging 15.7 points, 6.4 rebounds and 2.9 assists in 33.9 minutes.

2006-07 (Atlanta):

- Played in 72 games (all starts) averaging 16.4 points, 8.6 rebounds, 3.3 assists, 2.9 blocks and 1.4 steals in 36.8 minutes.
- Scored 20+ points 27 times.
- Led the team in scoring 19 times, in rebounds 35 times and in assists 15 times.
- Recorded a team-high 32 double-doubles.
- Among NBA league leaders, ranked second in blocks (2.9 blocks) and 19th in steals (1.4 steals).
- 3/10/07 vs. Minnesota, scored a then career-high 32.
- Became the youngest player in NBA history (21 years, 88 days) to reach the 500 career blocks plateau.
- Raised his scoring average every month of the season finishing with 21.1 points per game in April.

2005-06 (Atlanta):

- Saw action in 80 games (73 starts) and averaged 11.3 points, 6.6 rebounds, 2.4 assists and 2.6 blocks in 32.0 minutes.
- Scored 10+ points 41 times and grabbed 10+ rebounds 17 times.
- Recorded 11 double-doubles.
- Finished second in the NBA in total blocks (208) and fourth in blocks per game (2.6).
- Became the fourth Hawk (Dikembe Mutombo, Theo Ratliff and Tree Rollins) to record 200+ blocks in a single season.
- 4/5/06 vs. Minnesota, tied a career-high 15 rebounds to go with 17 points, seven assists, three blocks and two steals.
- 4/15/06 at Milwaukee, scored a then career-high 28 points.
- Presented with the Hawks' inaugural Lou Hudson Award.
- Missed two games due to NBA suspension (12/6/05 – 12/7/05).

2004-05 (Atlanta):

- In 74 games (59 starts) averaged 9.7 points, 6.2 rebounds, 1.7 assists and 2.0 blocks in 27.7 minutes.
- As a starter, averaged 10.7 points, 6.9 rebounds, 1.9 assists and 2.2 blocks.
- Recorded 10 double-doubles which ranked fourth among rookies.
- Ranked 12th in the NBA in blocks (2.2 bpg) which was best among rookies.
- Among rookie league leaders, finished eighth in scoring (9.7 ppg), third in rebounds (6.9 rpg), T12th in assists (1.7 apg) and 10th in steals (0.8 spg).
- 3/11/05 at Toronto, grabbed a season-high 15 rebounds.
- 4/17/05 at New York, scored a season-high 21 points.
- 12/18/04, blocked a career and NBA season-high 10, becoming the youngest player in league history to record that feat and the third player in NBA history to block 10 or more shots without committing a personal foul.
- Tallied 12 points, six rebounds, two assists and one block in the 2005 'Got Milk?' Rookie Challenge at All-Star Weekend in Denver.
- Named to the NBA All-Rookie Second Team.

COMMUNITY INVOLVEMENT:

- Awarded the 2010 Jason Collier Memorial Trophy for his work in the community.
- He and former teammate Chauncey Billups donated funds and hosted 50 Detroit-area children to a Christmas shopping spree at Meijer in December 2013.
- Has twice hosted and served a Thanksgiving meal for 200 women and children from My Sister's House (Atlanta, GA).
- Joined three teammates in visiting the Metro Regional Youth Detention Center in 2011, offering encouragement and advice to incarcerated young men.
- Took a group of kids from Positive Growth, Inc. to a "Secret Santa" event at Dave & Buster's in 2011.
- In 2010, paid the living expenses for the family of slain McEachern HS student Rajaan Bennett for six months.

PERSONAL:

- Son of Paulette and Pete Smith.
- He and his wife Alexandria have a daughter, Genesis, and two sons, Josh and Jett.
- Has a brother, Walter and three sisters: Phebe, Kasola and Shanti.
- Phebe was a star player at Columbus State University, where she was named Peach Belt Conference Player of the Year in 2009 and 2010.
- Nickname is "J-Smoove".
- Enjoyed watching Michael Jordan.
- Received the Academic Award at Oak Hill for the highest grade-point average maintained during the 2003-04 season.
- Interested in getting into sports broadcasting when his playing days are over, Smith took a step in that direction during the '06 Playoffs when he was selected by NBA TV to serve as a correspondent during the New Jersey-Indiana first round series.



LANCE STEPHENSON

GUARD

PERSONAL INFORMATION

HEIGHT: 6'5"
WEIGHT: 230
YEARS PRO: 5
COLLEGE: Cincinnati
BIRTHDATE: September 5, 1990

DRAFTED: Second Round by the Indiana Pacers in 2010 (40th overall)

ACQUIRED: From Charlotte on June 15, 2015

CONTRACT STATUS: Signed through the 2016-17 season

CAREER HIGHS

MINUTES:	**47**	11/7/14 vs. Atlanta
POINTS:	**28**	1/16/14 vs. New York
FIELD GOALS:	**10 (4)**	1/25/14 at Denver
3-PT FG:	**5**	11/2/13 vs. Cleveland
FREE THROWS:	**8 (2)**	3/17/14 vs. Philadelphia
REBOUNDS:	**14 (3)**	11/11/14 at Portland
ASSISTS:	**13**	1/31/15 at Denver
STEALS:	**5**	3/6/13 vs. Boston
BLOCKS:	**2 (2)**	11/19/14 at Indiana
TURNOVERS:	**8**	11/29/13 vs. Washington

1 LANCE STEPHENSON

2014-15 (Charlotte):

- Appeared in 61 games (25 starts), averaging 8.2 points, 4.5 rebounds and 3.9 assists in 25.8 minutes.
- Scored in double figures 22 times, including one game of 20+ points.
- Grabbed 10+ rebounds five times.
- Led team in scoring once, rebounding eight times, assists 18 times and steals 10 times.
- 12/3/14 vs. Chicago, scored a season-high 20 points.
- 11/11/14 at Portland, grabbed a career-high tying 14 rebounds.
- 1/31/15 at Denver, dished a career-high 13 assists.

2013-14 (Indiana):

- Appeared in 78 games (all starts), averaging 13.8 points, 7.2 rebounds and 4.6 assists in 35.3 minutes.
- Finished second in voting for the Most Improved Player award.
- Recorded five triple-doubles, leading the NBA and setting a Pacers franchise single-season record.
- Led the team in both rebounding and assists.
- Led all NBA guards in rebounding.
- Scored in double figures 64 times, including 13 games with 20 points or more.
- Grabbed double-figure rebounds 22 times and handed out double-figure assists six times.
- Including triple-doubles, recorded 20 double-doubles.
- 11/11/13 vs. Memphis, recorded first career triple-double with 13 points, a career-high 12 assists and 11 rebounds.
- 11/22/13 at Boston, tallied 10 points, 11 rebounds and 10 assists.
- 12/22/13 vs. Boston, posted 12 points, 10 rebounds and 10 assists.
- 1/30/14 vs. Phoenix, had 14 points, 10 rebounds and 10 assists.

- 4/13/14 vs. Oklahoma City, notched 17 points, 11 assists and 10 rebounds.
- 1/16/14 vs. New York, scored a career-high 28 points.
- Grabbed a career-high 14 rebounds on two occasions, 1/28/14 at the Lakers and 3/28/14 at Washington.

NBA STATISTICS

REGULAR SEASON RECORD

														– REBOUNDS –										
SEASON	TEAM	GP	GS	MIN	FGM	FGA	FG%	3PM	3PA	3P%	FTM	FTA	FT%	OR	DR	REB	AST	STL	BLK	TO	PF	DQ	PTS	AVG
2010-11	Indiana	12	0	115	13	39	.333	0	5	.000	11	14	.786	1	17	18	21	4	0	16	14	0	37	3.1
2011-12	Indiana	42	1	442	47	125	.376	4	30	.133	8	17	.471	12	41	53	46	21	5	36	30	0	106	2.5
2012-13	Indiana	78	72	2278	275	598	.460	62	188	.330	75	115	.652	47	257	304	223	81	16	109	162	1	687	8.8
2013-14	Indiana	78	78	2752	427	870	.491	86	244	.352	140	197	.711	95	463	558	359	54	7	210	195	1	1080	13.8
2014-15	Charlotte	61	25	1573	207	550	.376	18	105	.171	69	110	.627	39	238	277	240	38	8	128	134	0	501	8.2
TOTALS		**271**	**176**	**7160**	**969**	**2182**	**.444**	**170**	**572**	**.297**	**303**	**453**	**.669**	**194**	**1016**	**1210**	**889**	**198**	**36**	**499**	**535**	**2**	**2411**	**8.9**

NBA PLAYOFF RECORD

														– REBOUNDS –										
SEASON	TEAM	GP	GS	MIN	FGM	FGA	FG%	3PM	3PA	3P%	FTM	FTA	FT%	OR	DR	REB	AST	STL	BLK	TO	PF	DQ	PTS	AVG
2011-12	Indiana	4	0	12	2	9	.222	1	2	.500	1	2	.500	0	0	0	1	0	0	2	2	0	6	1.5
2012-13	Indiana	19	19	673	69	169	.408	18	64	.281	23	37	.622	14	130	144	63	23	2	36	47	1	179	9.4
2013-14	Indiana	19	19	705	100	220	.455	24	67	.358	35	49	.714	24	107	131	80	16	4	46	55	0	259	13.6
TOTALS		**42**	**38**	**1390**	**171**	**398**	**.430**	**43**	**133**	**.323**	**59**	**88**	**.670**	**38**	**237**	**275**	**144**	**39**	**6**	**84**	**104**	**1**	**444**	**10.6**

1 LANCE STEPHENSON

- **PLAYOFFS:** Appeared in 19 games (all starts), averaging 13.6 points, 6.9 rebounds and 4.2 assists in 37.1 minutes.
- 5/20/14 vs. Miami, tied a playoff career-high with 29 points.

2012-13 (Indiana):

- Played in 78 games (72 starts), averaging 8.8 points, 3.9 rebounds and 2.9 assists in 29.2 minutes.
- Scored in double figures 36 times, including three games of 20 points or more.
- Recorded two double-doubles.
- 3/27/13 at Houston, scored a season-high 21 points.
- Tallied a season-high 11 rebounds on 1/30/13 vs. Detroit and again on 3/15/13 vs. the Lakers.
- 3/6/13 vs Boston, had a career-high five steals.
- **PLAYOFFS:** Appeared in 19 games (all starts), averaging 9.4 points, 7.6 rebounds and 3.3 assists in 35.4 minutes.

2011-12 (Indiana):

- Appeared in 42 games (one start), averaging 2.5 points, 1.3 rebounds and 1.1 assists in 10.5 minutes per game.
- 4/25/12 vs. Chicago, scored a season-high 22 points in first career start.
- 1/11/12 vs. Atlanta, scored 12 points, grabbed five rebounds and handed out three assists.
- **PLAYOFFS:** Appeared in four games (zero starts), averaging 1.5 points in 3.0 minutes per game.

2010-11 (Indiana):

- Appeared in 12 games (zero starts) as a rookie, averaging 3.1 points, 1.8 assists and 1.5 rebounds in 9.6 minutes per game.
- 3/2/11 at Oklahoma City, posted season highs of 11 points and six rebounds.
- 2/27/11 vs. Phoenix, made NBA debut, scoring two points in four minutes.

COLLEGE (Cincinnati – 2009-10):

- Played one season at the University of Cincinnati.
- Appeared in 34 games, averaging 12.3 points, 5.4 rebounds and 2.5 assists in 28.2 minutes per game.
- Named Big East Rookie of the Year.
- Ranked 28th in the Big East in scoring and first among Big East freshmen.
- Scored in double figures 23 times, including three games with 20 points or more.
- 3/6/10 at Georgetown, scored a season-high 23 points.
- 2/24/10 vs. DePaul, tallied 18 points and 10 rebounds.
- Scored in double figures in nine straight games to end the season.

PERSONAL:

- Full name is Lance Stephenson Jr.
- The son of Lance Sr. and Bernadette Stephenson.
- Has one brother.
- Finished his career at Abraham Lincoln High School in Brooklyn, NY, as the all-time leading scorer in the history of the state of New York with 2,946 points.
- Follow Stephenson on Twitter: @StephensonLance.



30

C.J. WILCOX

GUARD

PERSONAL INFORMATION

HEIGHT: 6′5″
WEIGHT: 195
YEARS PRO: 1
COLLEGE: Washington
BIRTHDATE: December 30, 1990

DRAFTED: First round by the Clippers in 2014 (28th overall)

CONTRACT STATUS: Signed through 2017-18

CAREER HIGHS

MINUTES:	**16**	2/5/15 at Cleveland
POINTS:	**10**	2/8/15 at Oklahoma City
FIELD GOALS:	**4**	2/8/15 at Oklahoma City
3-PT FG:	**2**	3/25/15 at New York
FREE THROWS:	**1 (2)**	2/8/15 at Oklahoma City
REBOUNDS:	**2 (2)**	3/29/15 at Boston
ASSISTS:	**2 (2)**	2/21/15 vs. Sacramento
STEALS:	**1 (3)**	3/25/15 at New York
BLOCKS:	**1**	3/25/15 at New York
TURNOVERS:	**2 (2)**	3/25/15 at New York

2014-15 (Clippers):

- Appeared in 21 games and averaged 2.0 points, 0.3 rebounds and 0.4 assists in 4.8 minutes.
- Made NBA debut on 12/3/14 vs. Orlando; scored first NBA points at the 2:04 minute mark of the fourth quarter on a 24-foot three-point basket.
- Recorded new season-highs in blocks (1) and three-point field goals made (2) along with tying a season-high in steals (1) on 3/25/15 at New York.
- Registered new season-highs in points (6), free throws made (1) and minutes (16) on 2/5/15 at Cleveland, tying season-highs in rebounds (1), steals (1), field goals made (2) and three-point field goals made (1).
- Recalled from the Fort Wayne Mad Ants of the NBA Development League on 1/21/15.
- Appeared in five games for Ft. Wayne and averaged 13.2 points, 3.4 rebounds and 1.6 assists in 24.4 minutes.
- Designated for assignment to the Fort Wayne Mad Ants of the NBA Development League on 1/6/15.

COLLEGE (Washington – 2010 – 2014):

- Finished career with 1,880 career points, which ranks second all-time at Washington.
- Is the Washington record holder for most career three-pointers made with 301, which also ranks sixth in Pac-12 history.
- One of three players in Pac-12 history to record 1,700 career points, 275 career three-pointers and 400 career rebounds (Jason Kapono, UCLA, 2000-03; Jason Gardner, Arizona, 2000-03).
- Set UW single-season three-point field goal made record with 90 in 2013-14.
- Is the only player in UW history to have 250 made three-pointers and 1,700 career points.
- Finished 10th in program history for career three-point field goal percentage with a mark of 38.9% (301-773).
- Finished fifth in program history for career free throw percentage with a mark of 82.4% (196-238).
- Finished second all-time at UW with 36 20+ scoring efforts and tied for third with 92 10+ scoring efforts.
- Became the 37th Husky to reach 1,000 career points on 1/9/13 at California.
- Set UW freshman record with 63 three-pointers (tied for 8th most overall in team history).
- 2014 and 2013 Second-Team All-Pac-12 member.
- 2011 Pac-10 All-Freshman team member.

COMMUNITY INVOLVEMENT:

- Participated in Feed the Children helping to distribute food and personal care boxes to 1,600 families in Los Angeles.
- Took part in the Clippers Teamwork at the Table Thanksgiving event at St. Joseph Center in Venice where he helped distribute food baskets and turkeys to over 300 families.
- Partnered with Fresh & Easy to provide toys and food to families in the Los Angeles area during the holiday season.
- Worked with local military members and their families at a basketball clinic as part of Hoops for Troops Week.
- Participated in a basketball clinic during the 2014-15 season as a part of the Junior Clippers program.

PERSONAL:

- Father Craig played collegiately at Brigham Young from 1993-95.
- Led state of Utah in scoring as a HS junior with 23.7 points per game.
- Was No. 2 ranked prospect in Utah as a senior.
- Named to the first-team All-State team in both the Salt Lake Tribune and the Deseret News.
- Named the No. 2 prospect in the state of Utah by the Salt Lake Tribune.
- Played AAU basketball for Salt Lake City Metro.
- Follow Wilcox on Twitter: @UCjwilcox23W.

NBA STATISTICS

REGULAR SEASON RECORD

SEASON	TEAM	GP	GS	MIN	FGM	FGA	FG%	3PM	3PA	3P%	FTM	FTA	FT%	– REBOUNDS – OR	DR	REB	AST	STL	BLK	TO	PF	DQ	PTS	AVG
2014-15	L.A. Clippers	21	0	101	16	38	.421	7	19	.368	2	2	1.000	1	6	7	8	3	1	10	7	0	41	2.0
TOTALS		**21**	**0**	**101**	**16**	**38**	**.421**	**7**	**19**	**.368**	**2**	**2**	**1.000**	**1**	**6**	**7**	**8**	**3**	**1**	**10**	**7**	**0**	**41**	**2.0**

COLE ALDRICH – Selected by the New Orleans Hornets in the first round (11th overall) of the 2010 NBA Draft... Draft rights traded with Morris Peterson to Oklahoma City for draft rights to Craig Brackins and Quincy Poindexter (7/8/10)... Traded, with James Harden, Daequan Cook and Lazar Haywood, to Houston for Kevin Martin, Jeremy Lamb, two first-round picks and a second-round pick (10/27/12)... Traded, with Tony Douglas, Patrick Patterson and cash, to Sacramento for Francisco Garcia, Tyler Honeycutt and Thomas Robinson (2/20/13)... Signed a free agent contract with the New York Knicks (9/24/13)... Re-signed with Knicks (7/11/14)... Signed by the Clippers as a free agent (7/13/15).

JAMAL CRAWFORD – Selected by the Cleveland Cavaliers in the first round (eighth overall) of the 2000 NBA Draft... Traded by Cleveland, with cash, to Chicago for the draft rights to Chris Mihm (6/28/00)... Signed-and-traded by Chicago, with Jerome Williams, to New York for Othella Harrington, Frank Williams, Dikembe Mutombo and Cezary Trybanski (8/5/04)... Traded from New York to Golden State, in exchange for Al Harrington (11/21/08)... Acquired by the Hawks from the Golden State Warriors, in exchange for Acie Law IV and Speedy Claxton (6/25/09)... Signed by Portland as a free agent (12/16/11)... Signed by the Clippers as a free agent (7/11/12).

BRANDEN DAWSON – Selected by the New Orleans Pelicans in the second round (56th overall) of the 2015 NBA Draft... Draft rights traded by New Orleans to the Clippers in exchange for cash considerations (6/25/15).

BLAKE GRIFFIN - Selected by the Clippers in the first round (first overall) of the 2009 NBA Draft... Signed a contract extension with the Clippers (7/11/12).

WESLEY JOHNSON – Selected by the Minnesota Timberwolves in the first round (4th overall) of the 2010 NBA Draft... Traded to Phoenix along with a first round draft pick as part of a three-team trade. Minnesota received three second round draft picks, two from New Orleans and one from Phoenix. Phoenix sent center Robin Lopez and forward Hakim Warrick to New Orleans and received guard Jerome Dyson and center Brad Miller from the Hornets (7/27/12)... Signed a free agent contract with the L.A. Lakers (7/15/13)... Re-signed with the Lakers (7/28/14)... Signed by the Clippers as a free agent (7/9/15).

DeANDRE JORDAN – Selected by the Clippers in the second round (35th overall) of the 2008 NBA Draft... Re-signed by the Clippers as a restricted free agent (12/13/11)... Re-signed by the Clippers as an unrestricted free agent (7/9/15).

CHRIS PAUL – Selected by the New Orleans Hornets in the first round (fourth overall) of the 2005 NBA Draft... Traded by the Hornets along with two future second round draft picks to the Clippers in exchange for Al-Farouq Aminu, Eric Gordon, Chris Kaman and a first round pick in the 2012 NBA Draft (from Minnesota) (12/14/11)... Re-signed by the Clippers (7/10/13).

PLAYERS' CAREER TRANSACTIONS

PAUL PIERCE – Selected by the Boston Celtics in the first round (10th overall) in the 1998 NBA Draft... Re-signed with the Celtics (8/1/01)... Signed a contract extension with the Celtics (7/17/06)... Re-signed with the Celtics (7/15/10)... Traded by the Boston Celtics with Kevin Garnett, Jason Terry and D.J. White to the Brooklyn Nets for Keith Bogans, MarShon Brooks, Kris Humphries, Kris Joseph, Gerald Wallace, a 2014 first round draft pick, a 2016 first round draft pick and a 2018 first round draft pick, Boston has the option to swap first round draft picks with Brooklyn in 2017 (7/12/13)... Signed with Washington as a free agent (7/17/14)... Signed by the Clippers as a free agent (7/10/15).

PABLO PRIGIONI – Signed with the New York Knicks as an undrafted free agent (7/17/12)... Re-signed with the Knicks (7/10/13)... Traded by New York to Houston in exchange for Alexey Shved and a second round draft pick (2/19/15)... Signed by the Clippers as a free agent (8/4/15).

J.J. REDICK – Selected by the Orlando Magic in the first round (11th pick) of the 2006 NBA Draft... Traded by the Magic with Gustavo Ayon and Ishmael Smith to the Milwaukee Bucks for Tobias Harris, Doron Lamb, Beno Udrih and cash (2/21/13)... As part of a three-team trade, acquired from the Bucks by the Clippers in a sign-and-trade; the Clippers traded a future second round draft pick to the Bucks; the Clippers traded Eric Bledsoe and Caron Butler to the Phoenix Suns; the Suns traded Jared Dudley to the Clippers; and the Suns traded a 2014 second round draft pick to the Bucks (7/10/13).

AUSTIN RIVERS – Selected by the New Orleans Hornets in the first round (10th overall) of the 2012 NBA Draft...Traded by New Orleans to the Boston Celtics as part of a three-team trade. New Orleans sent Rivers to Boston and guard Russ Smith to the Grizzlies and received forward Quincy Pondexter and a future second round draft pick from Memphis. Boston also acquired forward Tayshaun Prince from Memphis in exchange for forward Jeff Green (1/12/15)... Acquired by the Clippers in a three-team trade that saw guard/forward Chris-Douglas Roberts and a 2017 second round draft pick go to the Boston Celtics and guard Reggie Bullock to the Phoenix Suns in exchange for Rivers. The Celtics received forward Shavlik Randolph from Phoenix (1/15/15)...Re-signed by the Clippers as a free agent (7/13/15).

JOSH SMITH – Selected by the Atlanta Hawks in the first round (17th overall) of the 2004 NBA Draft... Re-signed with Atlanta as a restricted free agent (8/8/08)... Signed with the Detroit Pistons as a free agent (7/10/13)... Waived by Detroit (12/22/14)... Signed with the Houston Rockets as a free agent (12/24/14)... Signed by the Clippers as a free agent (7/16/15).

LANCE STEPHENSON – Selected by the Indiana Pacers in the second round (40th overall) of the 2010 NBA Draft... Signed with the Charlotte Hornets as a free agent (7/18/14)... Acquired by the Clippers from Charlotte in exchange for forward Matt Barnes and center Spencer Hawes (6/15/15).

C.J. WILCOX – Selected by the Clippers in the first round (28th overall) of the 2014 NBA Draft.

The Spanish Voice of Sports
For So. California Since 1962

1330 AM
ESPN
DEPORTES

www.radiodeportes.com



From owner Steve Ballmer handing out free cupcakes at Sprinkles . . .

to head coach Doc Rivers handing out T-shirts as Clippers fans received free Pink's Hot Dogs, the Clippers took to the streets throughout Los Angeles to launch their new brand identity and redesigned logos.

June 18th's logo launch day included more than 32 locations where T-shirts were handed out to fans depicting the Clippers' new look.

From Sprinkles, to Pink's, to the L.A. Metro trains, to Stauffer Middle School, to the American Airlines Terminal at Los Angeles International Airport, to Universal Studios and the Santa Monica Pier, there were numerous locations to receive thousands of free T-shirts throughout the city.

Whether they were coming from Rivers, Ballmer, President of Business Operations Gillian Zucker, Clippers alumni or other Clippers staff members, fans showed up in droves for the new apparel.

For Ballmer, that meant an appearance at Sprinkles to interact with the fans and explain the look.

"You've got kind of the themes," Ballmer said. "You get the 'C' of Clippers wrapping around and embracing 'LA' – probably really important for me as a Seattle guy to make sure people know we love LA and we're here for the long run. You get the nautical theme, the ocean, harkening back to the Clippers and where we came from. You have silver around every one of the letters, the silver lining and the Clipper cloud as we look to tomorrow and the bright future that we hold."

"And we put black in as another color, because I think most people think black is kind of a hip, modern color. We'll be having the black uniforms we'll play in sometimes. I know the players kind of loved it, thought it looked pretty cool."

Ballmer said the changes give the Clippers a chance to communicate something new.

"I decided I didn't want to change the name because I thought the name 'Clippers' came to represent a team that battled, a team that battled through adversity," Ballmer said.

So the name would stick.

But a change in the logo was set to occur. While he wanted the new identity to launch before the 2014-15 season, he had to wait until it was over. The Clippers elected to go with a formal launch day in June to display the new look beginning with the 2015-16 season, and it drew sizable crowds.



GEAR UP L.A.

The line at Pink's to get a hot dog and see Rivers and "Voice of the Clippers" Ralph Lawler went down the street. That was unexpected for Rivers, who went through the line one-by-one to greet all the fans and give them shirts.

"The fans know we're there and we're close, and I think they're excited," Rivers said.

Rivers has seen almost everything as a head coach in the league, but a logo change was something new.

"What I like most is Steve Ballmer's the new owner, and now he has a logo," Rivers said. "I think that's neat. I think it's good."

Everyone around Los Angeles was invited to #GearUpLA, and the fans appreciated the way the Clippers chose to spread the logo throughout the area.

"This is cool to have something like this," said Alex Huitink, one of the fans in line at Sprinkles. "I've been a Clippers fan over 20 years, and I don't ever remember anything happening like this. So to come out in the morning, get a cupcake, meet the owner of the team, this is definitely a cool event. It's good to see people out here. It makes me feel proud after about 25 years of being a Clippers fan."

It meant a lot to the fans, who chanted Ballmer's name, to see a figure such as the owner of the team being a part of the festivities and interacting with the people of Los Angeles.

"When do you ever get to meet a guy like that?" said Andrew Huitink, who was also in line with Alex.

GEAR UP L.A.

THE NEXT ERA OF CLIPPERS BASKETBALL
Our new identity is symbolic of a page turn, and the next era of Clippers basketball.

NAUTICAL ROOTS
Adding dimension and energy, the curved lines below the bold Clippers wordmark symbolize the horizon of the ocean alluding to the team's nautical roots.

EMBRACING LA
We wanted our LA logo to be unique, iconic and distinctly LA Clippers, so we created our own LAC monogram. The stacked LA takes the shape of a basketball court, signifying "LA Basketball". The Clippers blue "C" wraps around the LA, literally embracing our great city.

LEGACY COLORS, MODERNIZED
The addition of black lends a modern edge. Legacy elements include the base structure of the uniforms and the red, white, and blue color palette as a tribute to the Clippers faithful.

FRANCHISE OPTIMISM
The silver lining in the Clippers wordmark alludes to the renewed collective optimism of Clipper Nation.

FLEXIBILITY
The logo needed to work across a variety of merchandise platforms, with a secondary mark that displays especially well on hats and easily transfers to international markets.

Grace, 5
Canoga Park

Live L.A.
Give L.A.™

Help local kids like Grace fight cancer.

Donate today
CHLA.org/GiveLA

Children's Hospital LOS ANGELES®
We Treat Kids Better

THE CLIPPERS

PRESIDENT OF BASKETBALL OPERATIONS AND HEAD COACH

GLENN "DOC" RIVERS

Glenn "Doc" Rivers enters his third season in Los Angeles as the Clippers President of Basketball Operations and Head Coach. In his 16th season as an NBA head coach, Rivers led the team to a 56-26 (.682) record in 2014-15 and the third-seed in the NBA Playoffs, the highest seed in Clippers history. The NBA Coach of the Month for April, 2015, Rivers recorded his 700th career coaching victory on April 14, 2015 in the Clippers 112-101 win over the Phoenix Suns. Rivers is just the 17th coach in NBA history to win at least 700 games and became one of only three active head coaches (Gregg Popovich and George Karl) to do so.

Rivers owns a lifetime 700-524 (.572) regular season coaching record and a 77-71 (.520) career Playoff record.

As Clippers President of Basketball Operations, Rivers was instrumental in assembling a talented roster and adding depth to an already strong team for the 2015-16 season. Rivers re-signed key free agents DeAndre Jordan and Austin Rivers, and also signed 10-time All-Star and NBA Champion Paul Pierce and versatile free agent forward Josh Smith. In addition, Rivers and the Clippers acquired Lance Stephenson, signed free agent guard Wes Johnson, center Cole Aldrich, guard Pablo Prigioni, and acquired Branden Dawson, the 56th pick in the NBA Draft, from New Orleans.

A former Clippers point guard (1991-92), Rivers became the 16th head coach in Clippers history (1984-Present) in June, 2013 after the Boston Celtics agreed to release him from his contract in exchange for a first round pick in the 2015 NBA Draft as compensation. In his first season in L.A., Rivers led the team to the best record in franchise history (57-25, .695) and helped guide the Clippers to the Western Conference Semifinals.

DOC RIVERS COACHING RECORD

Season	Team	Regular Season		Finish	Playoffs	
1999-00	Orlando Magic	41-41	.500	4th/Atlantic Division		
2000-01	Orlando Magic	43-39	.524	4th/Atlantic Division	1-3	.250
2001-02	Orlando Magic	44-38	.537	3rd/Atlantic Division	1-3	.250
2002-03	Orlando Magic	42-40	.512	4th/Atlantic Division	3-4	.429
2003-04	Orlando Magic	1-10	.091	7th/Atlantic Division		
2004-05	Boston Celtics	45-37	.549	1st/Atlantic Division	3-4	.429
2005-06	Boston Celtics	33-49	.402	3rd/Atlantic Division		
2006-07	Boston Celtics	24-58	.293	5th/Atlantic Division		
2007-08*	Boston Celtics	66-16	.805	1st/Atlantic Division	16-10	.615
2008-09	Boston Celtics	62-20	.756	1st/Atlantic Division	7-7	.500
2009-10**	Boston Celtics	50-32	.610	1st/Atlantic Division	15-9	.625
2010-11	Boston Celtics	56-26	.683	1st/Atlantic Division	5-4	.556
2011-12	Boston Celtics	39-27	.591	1st/Atlantic Division	11-9	.550
2012-13	Boston Celtics	41-40	.506	3rd/Atlantic Division	2-4	.333
2013-14	L.A. Clippers	57-25	.695	1st/Pacific Division	6-7	.462
2014-15	L.A. Clippers	56-26	.683	2nd/Pacific Division	7-7	.500
Totals (16 years)		**700-524**	**.572**		**77-71**	**.520**

* NBA Champions ** Eastern Conference Champions

CAREER REGULAR SEASON TOTALS

														– REBOUNDS –										
SEASON	TEAM	GP	GS	MIN	FGM	FGA	FG%	3PM	3PA	3P%	FTM	FTA	FT%	OR	DR	REB	AST	STL	BLK	TO	PF	DQ	PTS	AVG
1983-84	Atlanta	81	47	1938	250	541	0.462	2	12	0.167	255	325	0.785	72	148	220	314	127	30	174	286	8	757	9.3
1984-85	Atlanta	69	58	2126	334	701	0.476	15	36	0.417	291	378	0.770	66	148	214	410	163	53	176	250	7	974	14.1
1985-86	Atlanta	53	50	1571	220	464	0.474	0	16	0	172	283	0.608	49	113	162	443	120	13	141	185	2	612	11.5
1986-87	Atlanta	82	82	2590	342	758	0.451	4	21	0.190	365	441	0.828	83	216	299	823	171	30	217	287	5	1053	12.8
1987-88	Atlanta	80	80	2502	403	890	0.453	9	33	0.273	319	421	0.758	83	283	366	747	140	41	210	272	3	1134	14.2
1988-89	Atlanta	76	76	2462	371	816	0.455	43	124	0.347	247	287	0.861	89	197	286	525	181	40	158	263	6	1032	13.6
1989-90	Atlanta	48	44	1526	218	480	0.454	24	66	0.364	138	170	0.812	47	153	200	264	116	22	98	151	2	598	12.5
1990-91	Atlanta	79	79	2586	444	1020	0.435	88	262	0.336	221	262	0.844	47	206	253	340	148	47	125	216	2	1197	15.2
1991-92	L.A. Clippers	59	25	1658	226	533	0.424	26	92	0.283	163	196	0.832	23	124	147	233	111	19	92	166	2	641	10.9
1992-93	New York	77	45	1886	216	494	0.437	39	123	0.317	133	162	0.821	26	166	192	405	123	9	114	215	2	604	7.8
1993-94	New York	19	19	499	55	127	0.433	19	52	0.365	14	22	0.636	4	35	39	100	25	5	29	44	0	143	7.5
1994-95	NY/San Antonio	63	0	989	108	302	0.358	45	127	0.354	60	82	0.732	15	94	109	162	65	21	60	150	2	321	5.1
1995-96	San Antonio	78	0	1235	108	290	0.372	47	137	0.343	48	64	0.750	30	108	138	123	73	21	57	175	0	311	4.0
Career		**864**	**605**	**23568**	**3295**	**7416**	**0.444**	**361**	**1101**	**0.328**	**2426**	**3093**	**0.784**	**634**	**1991**	**2625**	**4889**	**1563**	**351**	**1651**	**2660**	**41**	**9377**	**10.9**

CAREER PLAYOFF TOTALS

														– REBOUNDS –										
SEASON	TEAM	GP	GS	MIN	FGM	FGA	FG%	3PM	3PA	3P%	FTM	FTA	FT%	OR	DR	REB	AST	STL	BLK	TO	PF	DQ	PTS	AVG
1983-84	Atlanta	5	4	130	16	32	0.5	0	3	0	36	41	0.878	7	3	10	16	12	4	9	16	0	68	13.6
1985-86	Atlanta	9	9	262	40	92	0.435	3	6	0.5	31	42	0.738	10	32	42	78	18	0	26	38	2	114	12.7
1986-87	Atlanta	8	8	245	18	47	0.383	0	0	0	26	52	0.5	6	21	27	90	9	3	25	32	0	62	7.8
1987-88	Atlanta	12	12	409	71	139	0.511	7	22	0.318	39	43	0.907	8	51	59	115	25	2	25	40	1	188	15.7
1988-89	Atlanta	5	5	191	22	57	0.386	6	19	0.316	17	24	0.708	4	20	24	34	7	2	12	22	2	67	13.4
1990-91	Atlanta	5	5	173	30	64	0.469	1	11	0.091	17	19	0.895	6	14	20	15	5	2	4	14	0	78	15.6
1991-92	Clippers	5	4	187	25	56	0.446	4	8	0.5	22	27	0.815	4	15	19	21	6	0	3	16	0	76	15.2
1992-93	New York	15	15	458	48	106	0.453	11	31	0.355	46	60	0.767	6	33	39	86	29	1	30	44	0	153	10.2
1994-95	San Antonio	15	0	318	37	95	0.389	17	46	0.37	26	31	0.839	3	26	29	24	14	9	18	40	0	117	7.8
1995-96	San Antonio	2	0	20	1	3	0.333	1	2	0.5	0	0	0	0	1	1	0	0	0	1	3	0	3	1.5
Career		**81**	**62**	**2393**	**308**	**691**	**0.446**	**50**	**148**	**0.338**	**260**	**339**	**0.767**	**54**	**216**	**270**	**479**	**125**	**23**	**153**	**265**	**5**	**926**	**11.4**

CAREER ALL-STAR TOTALS

														– REBOUNDS –										
SEASON	TEAM	GP	GS	MIN	FGM	FGA	FG%	3PM	3PA	3P%	FTM	FTA	FT%	OR	DR	REB	AST	STL	BLK	TO	PF	DQ	PTS	AVG
1987-88	East	1	0	16	2	4	0.5	0	0	0	5	11	0.455	0	3	3	6	0	0	3	3	0	9	9.0
Career		**1**	**0**	**16**	**2**	**4**	**0.5**	**0**	**0**	**0**	**5**	**11**	**0.455**	**0**	**3**	**3**	**6**	**0**	**0**	**3**	**3**	**0**	**9**	**9.0**

GLENN "DOC" RIVERS

The 1999-2000 NBA Coach of the Year, Rivers is just one of only four active NBA head coaches to win an NBA title and became the Clippers President of Basketball Operations on June 16, 2014 after directing them to the 2013-14 Pacific Division title while also establishing a new franchise record for the most home wins in a single season.

Before joining the Clippers, Rivers spent nine seasons with the Celtics, compiling a 416-305 (.576) record and leading the Celtics to the 2007-08 NBA Championship with an NBA-best 66-16 regular season record. Rivers led the Celtics to six Atlantic Division titles, the 2009-10 Eastern Conference Championship and a 59-47 (.556) Playoff record.

During the course of the 2007-08 campaign with the Celtics, he received NBA Coach of the Month three times. He became the only Celtics coach since the award's inception (1982-83) to win the award three times. He joined K.C. Jones, Jimmy Rodgers and Chris Ford as the only Celtics head coaches to have won the award.

Before taking over the Celtics, Rivers spent just over four seasons as the head coach of the Orlando Magic, earning Coach of the Year Honors in his first season for leading a team that featured four undrafted starters to a 41-41 record. Rivers guided the Magic to three straight Playoff appearances from 2000-2003, and overall tallied a 171-168 (.506) record in Orlando before being released on November 17, 2003.

Born on October 13, 1961, Rivers played 13 seasons in the NBA for the Atlanta Hawks (1983-84 to 1990-91), Clippers (1991-92), New York Knicks (1992-93 to 1993-94) and San Antonio Spurs (1994 to 1995-96). He played for three of the game's top coaches in Pat Riley, Larry Brown and Mike Fratello, and holds career averages of 10.9 points, 5.7 assists and 3.0 rebounds per game.

His teams advanced to the NBA Playoffs 10 times, where he averaged 11.4 points, 5.9 assists and 3.3 rebounds. Rivers saw action in 864 regular season games and 81 playoff games over the course of his career.

Rivers averaged a double-double in 1986-87 (12.8 points per game, 10.0 assists per game) and was selected to play in the 1988 NBA All-Star Game. He averaged a career-best 15.2 points per game in 1990-91 and scored a career-high 37 points against Seattle on February 4, 1988. He also shares an NBA single-game playoff record for most assists in one half (15 vs. Boston, May 16, 1988).

Drafted after his junior season out of Marquette by the Atlanta Hawks in the second round (31st overall) of the 1983 NBA Draft, he played the first eight years of his career with Atlanta, setting the Hawks' single-season assists record with 823 in 1986-87 and ending his stint with the team as the franchise's all-time assist leader with 3,866.

A product of Proviso East High School in Maywood, Illinois, Rivers earned the nickname "Doc" from former Marquette coach Rick Majerus when he wore a "Dr. J" t-shirt to a summer basketball camp.

Rivers played for the United States at the 1982 World Championship of Basketball, leading the U.S. to a silver medal and earning tournament MVP honors after averaging a team-best 18.6 points per game. During the summer of 2001, he served as an assistant coach for the USA Men's Basketball Team at the Goodwill Games in Brisbane, Australia, that captured the Gold Medal.

Rivers earned a pre-law/political science degree from Marquette in 1985 and was honored by the Pro Basketball Writers with the 1990 J. Walter Kennedy Basketball Citizenship Award Following the 1999-2000 season, Rivers was named Male Coach-of-the-Year at the Rainbow Sports Awards, which reflect not only accomplishments in the sports industry, but also the grace, dignity, commitment and humanity each individual exemplifies. In June 2013, Rivers received the Sam Lacy Pioneer Award at the 2013 National

GLENN "DOC" RIVERS

Association of Black Journalists national convention. The award is given annually to sports figures based on their contributions to their respected careers and direct impact on the communities they served.

He has long been active in the community, serving as a member of the All-Star Advisory Council for the Jr. NBA and Jr. WNBA youth basketball support program, offering instrumental guidance to the player, coach and parent training efforts for recreational youth basketball leagues across the country. Rivers participated in the 2015 Special Olympics World Games in Los Angeles, taking part in the Opening Ceremonies and assisting during the basketball events.

Rivers is the nephew of former NBA player Jim Brewer, and the cousin of former NBA player Byron Irvin and Major League Baseball player Ken Singleton. Rivers and his wife, Kris, have four children: Jeremiah, Callie, Austin and Spencer.

THE CLIPPERS

MIKE WOODSON
ASSISTANT COACH

Mike Woodson enters his second campaign as an assistant coach with the Clippers after last serving as the head coach of the New York Knicks. Woodson guided the Knicks to their first appearance in the Eastern Conference Semifinals since 2000 and finished his tenure as New York's coach with a record of 109-79 (.680). He brings to the Clippers over 18 years of NBA coaching experience after previously serving with the Atlanta Hawks and Detroit Pistons.

Woodson previously played for the Clippers during the 1986-87 and 1987-88 seasons. He led the team in scoring both years, averaging 18.0 points per game in 1987-88, the second-highest average in his career.

In nine seasons as an NBA head coach with Atlanta (2004-2010) and New York (2011-2014), Woodson has a 315-365 (.463) career record and is the owner of two 50-plus win seasons including a personal high of 54 victories during the 2012-13 season with the Knicks.

Woodson joined the Knicks staff following six seasons as head coach of the Hawks over which he compiled a 206-286 (.419) record. He guided the Hawks to the NBA Playoffs in each of his last three seasons (including 2007-08, ending Atlanta's eight-year Playoff drought), and into the Eastern Conference Semifinals in his last two seasons.

Woodson's 206 wins with Atlanta are fourth-best in Hawks franchise history, trailing only Hall of Famer Richie Guerin (327), Mike Fratello (324) and Hall of Famer Lenny Wilkens (310). In the Playoffs, he piloted the Hawks to back-to-back Game 7 wins in the first round over Miami in 2009 and Milwaukee in 2010.

Before joining the Hawks, Woodson served for one season (2003-04) as an assistant coach with the Detroit Pistons, where he earned an NBA Championship ring as one of the chief architects behind Detroit's suffocating defense that helped lift the Pistons to the 2004 NBA title.

Prior to his six years at the helm of the Hawks, Woodson logged eight seasons as an assistant coach with Milwaukee (1996-97 through 1998-99), Cleveland (1999-2000 through 2000-01), Philadelphia (2001-02 through 2002-03) and Detroit (2003-04).

Woodson enjoyed an 11-year NBA playing career, averaging 14.0 points over 786 games for the Knicks (1980-81), New Jersey (1981-82), Kansas City/Sacramento (1981-82 through 1985-86), the LA Clippers (1986-87 through 1987-88), Houston (1988-89 through 1990-91) and Cleveland (1990-91). He scored a career-high 18.2 ppg with Kansas City in 1982-83. He also averaged 12.2 points in 13 career Playoff games over five post-seasons.

Woodson's NBA playing career began in 1980-81, when he averaged 4.7 points over 11.7 minutes in 81 contests with the Knicks.

Prior to being drafted by New York, Woodson had a standout four-year career at Indiana University under Bob Knight where he was a two-time All-American, averaging 19.8 points in 104 career games with the Hoosiers. Woodson led IU to the 1979 NIT Championship and overcame back surgery in 1980 to earn Big Ten Most Valuable Player honors in leading the Hoosiers to the 1980 Big Ten title.

Born on Mar. 24, 1958 in Indianapolis, Woodson attended Broad Ripple HS, whose alumni include David Letterman. Broad Ripple retired Mike's uniform number in 2006. Mike and his wife Terri have two daughters, Alexis and Mariah, both graduates of Georgia Tech (Alexis in December 2012, Mariah in May 2013). The Woodson family makes its off-season home in Atlanta.

LAWRENCE FRANK
ASSISTANT COACH

Lawrence Frank begins his second season with Los Angeles after previously serving as an assistant coach with the Brooklyn Nets. This is Frank's second stint on Rivers' staff as an assistant coach after working under Rivers during the 2010-11 season in Boston.

In nine seasons, Frank holds a career head coaching record of 279-335 (.454) as an NBA head coach (seven with New Jersey, two with Detroit). Over the course of his seven seasons (2004-2009) as the head coach of the New Jersey Nets, Frank amassed a regular season mark of 225-241 (.483) and is the Nets all-time leader in NBA coaching victories. Under Frank's direction, New Jersey made four consecutive postseason appearances (2004-07) and won two Atlantic Division titles (2004, 2006). Frank holds an 18-20 (.474) record in the playoffs, advancing the Nets to the Eastern Conference Semifinals in 2004, 2006 and 2007.

Frank's NBA coaching career began in Vancouver, where he spent three seasons as an assistant under Brian Hill. Following his stint with the Grizzlies, Frank joined the Nets as an assistant coach. Serving under Head Coach Byron Scott, Frank helped lead the Nets to two Eastern Conference Championships in 2002 and 2003, marking the first NBA Finals appearances in franchise history.

Before moving into the NBA, Frank served as an assistant coach at the University of Tennessee for three seasons under Kevin O'Neill. Frank first worked with O'Neill as a staff assistant at Marquette University in 1992, helping lead the Warriors to two NCAA Tournament berths and a Sweet 16 appearance in 1994.

Frank earned his bachelor's degree in education from Indiana University in 1992, where he spent four seasons as a student manager for the Hoosier basketball team led by Bob Knight. In addition, Frank holds a master's degree in education administration from Marquette University.

Born in New York, New York and raised in Teaneck, New Jersey, Frank and his wife, Susan, have two daughters, Dillon Grace and Caitlin Elizabeth.

SAM CASSELL
ASSISTANT COACH

Sam Cassell enters his second season with Los Angeles as an assistant coach after previously serving as an assistant for the Washington Wizards. Cassell returns to the Clippers after starring for the team from 2005-2008. In 2005-06, Cassell was the catalyst in leading Los Angeles to their previous best record (47-35) and the team's first playoff series win in 30 years.

Cassell moved to the bench after an outstanding 15-season NBA career in which he won three NBA championships - two with the Houston Rockets in 1994 and 1995 and one with the Boston Celtics in 2008 where he was coached by current Clippers head coach Doc Rivers.

In 993 career regular season games, the former All-Star averaged 15.7 points and 6.0 assists per game. Cassell made his mark as a clutch player in his rookie season in 1994 when he averaged 9.4 points and 4.2 rebounds off of the bench in the playoffs to help the Rockets to their first NBA Championship, and was a key contributor on the Rockets squad that won the title again in 1995.

The 2003-04 season marked one of Cassell's finest seasons as a professional, as he averaged 19.8 points and 7.3 assists per game. Cassell was named to the NBA All-Star game for the first time in his career and was also named All-NBA Second Team during that campaign.

Cassell played two seasons at San Jacinto College in Texas before starring at Florida State University from 1991-1993. In 2004, Cassell was inducted into the Florida State Athletic Hall of Fame.

ARMOND HILL
ASSISTANT COACH

Armond Hill brings over 30 years of coaching experience as either a head or assistant coach at the high school, collegiate and professional level to Los Angeles. He begins his third campaign on the Clippers coaching staff after spending nine seasons as an assistant coach under Doc Rivers in Boston where he was a member of the staff that won the 2007-08 NBA Championship. Prior to his time in Boston, Hill was an assistant for the Atlanta Hawks during the 2003-04 season. The Brooklyn, NY native spent eight years as the head coach at Columbia University, where his 2001-02 team led the nation in scoring defense, holding opponents to 57.0 points per game.

Hill's coaching career began as an assistant coach at the Lawrenceville School, in Lawrenceville, NJ in 1985. He became the head coach three years later. Hill won two Coach of the Year Awards and in 1990, led Lawrenceville to the New Jersey State Prep School Championship. He returned to his alma mater in 1991 as an assistant coach, helping guide Princeton to a 71-35 record over four seasons, winning the Ivy League title and advancing to the NCAA Tournament in 1992.

After being named Ivy League Player of the Year in 1976, Hill was drafted ninth overall by the Atlanta Hawks in the 1976 NBA Draft. He played eight seasons in the NBA, six of which were with the Hawks. In 2009, Hill was inducted into the New York City Basketball Hall of Fame.

BRENDAN O'CONNOR
ASSISTANT COACH

Brendan O'Connor enters his third campaign with Los Angeles as an assistant coach after last serving as an advance scout for the Brooklyn Nets. With more than 15 years of NBA coaching and scouting experience O'Connor, a New Hampshire native, began his NBA career with the Detroit Pistons as an advance scout in 2000, and was then promoted to assistant coach/advance scout in July 2001. He was a member of the Pistons' coaching staff in 2004 and 2005 on Detroit's NBA Championship team and Eastern Conference Championship squad, respectively. He has also worked as an assistant coach for the Kings and Knicks.

Prior to his days in Michigan, O'Connor had a long and impressive resume of coaching experience in the Continental Basketball Association (CBA), United States Basketball League (USBL), and International Basketball League (IBL). O'Connor was an assistant coach/director of player personnel with both the Grand Rapids Hoops (1997-99) of the CBA and Richmond Rhythm (1999-2000) of the IBL.

O'Connor graduated from St. Anselm College in 1994 with a bachelor's degree in history. He and his wife, Marlene, have a daughter, Emily and two sons, Emmet and Desmond.

KEVIN EASTMAN
ASSISTANT COACH

Kevin Eastman begins his second season as an assistant coach with the Clippers after spending eight seasons as a member of Doc Rivers coaching staff in Boston. Eastman has had a coaching career with over 31 combined years of experience on the college and NBA levels. Eastman returns to the bench after last serving as the Vice President of Basketball Operations.

He was named to the Clippers' coaching staff on July 8, 2013. The National Director of Skill Development for Nike Basketball, Eastman served as the head coach at Washington State University (1994-99) and the University of North Carolina-Wilmington (1991-94) and has also been an assistant coach at University of Tulsa, University of Richmond, Virginia Commonwealth and Colorado State. Eastman served as head coach and athletic director at Belmont Abbey College from 1986-1989.

Eastman is a 1978 graduate of the University of Richmond, where he played his collegiate basketball and was inducted in their Athletic Hall of Fame. Eastman also earned his Master's Degree in Athletic Administration from Richmond in 1989.

Eastman and his wife Wendy have a son, Jake, who played basketball for Bradley University.

COACHING STAFF

J.P. CLARK
PLAYER DEVELOPMENT

J.P. Clark enters his third season with the Clippers following one season with Boston in their Player Development Department. During his time with the Celtics, Clark also served as an assistant coach for their D-League affiliate, the Maine Red Claws.

The Florida native was the Assistant Director of Operations for the men's basketball team at the University of Central Florida from 2011-2012. He played basketball at Flagler College and graduated in 2009.

DAVE SEVERNS
PLAYER DEVELOPMENT

Dave Severns begins his third season and his sixth overall campaign for the Clippers. Prior to coming to the Clippers, he spent the 2008-09 and 2009-10 seasons with the Chicago Bulls as Assistant Coach for Player Development.

Severns began his coaching career as a high school coach, including head coaching stops at Dinuba (CA) HS, in 1984, Gridley (CA) HS from 1985-88, and Edison, Fresno (CA) HS from 1990-94. He was also an assistant coach at Chico State University in 1989, and Fresno City College from 1998-99. Severns spent three years as video coordinator at Fresno State University from 2000-02 under Jerry Tarkanian. He also spent 13 years in player development with Nike, working with high school and college players at the All American Camp, Nike Skills Acadamies, All-Asia Camp and Jordan Flight School.

Severns and his wife, Dr. Julie Severns have three children, Darcey, Jordan and Hailey.

BOB THATE
SHOOTING COACH

Bob Thate begins his fourth season with the Clippers as Shooting Coach. Previously, he spent the 2005-08 seasons with the New Jersey Nets in the same capacity.

Thate is a graduate of Occidental College, where he set the school's single season record for scoring average (27.2) and points scored (598) in 1969-70, which earned him All-American recognition. Thate, a 1970 NBA Draft selection of the Los Angeles Lakers, began a four-year professional career in France (where still holds the league's season scoring record) before embarking on a college coaching career that included stops at Pepperdine, Loyola Marymount, University of California-Irvine and Long Beach State.

Thate has two daughters, Taylor and Ali.

BASKETBALL OPERATIONS

DAVE WOHL
GENERAL MANAGER

Dave Wohl enters his second season with the Clippers in the role of General Manager. Wohl brings more than four decades of NBA experience as a player, coach and front office executive to Los Angeles. Wohl was also the assistant general manager of the Boston Celtics for two seasons (2007-2009), including the team's 2008 NBA Championship run, and has served in a variety of coaching capacities with Boston, Orlando, Miami, Sacramento, the Lakers and a season with Clippers (1993-94). As an assistant coach under Pat Riley, Wohl was a member of the Lakers' 1985 NBA Championship team. Wohl was the head coach of the New Jersey Nets for two-plus seasons (1985-88), leading the team to the NBA Playoffs in the 1985-86 season. He was selected in the third round of the 1971 NBA Draft by the Philadelphia 76ers and appeared in more than 400 games in seven NBA seasons as a player.

GARY SACKS
ASSISTANT GENERAL MANAGER

Gary Sacks begins his second season as Assistant General Manager and his 22nd overall campaign with the team. In his current role, Sacks assists the team with all facets of the day-to-day direction of the basketball operations department, including scouting, player trades and free agent acquisitions.

In Sacks' previous roles within the basketball operations department, he oversaw the team's overall scouting process and player acquisition efforts. Sacks finished as runner up in the 2012-13 NBA Executive of the Year award as voted by his peers. That year Sacks constructed a Clippers team that finished the 2012-13 campaign with a franchise-record 56 wins including a franchise-record 18 game winning streak. The team went on to capture the club's first Pacific Division title in franchise history. Sacks was integral in the drafting and re-signing of five-time All-Star and three-time All-NBA Second Team forward Blake Griffin as well as the scouting, drafting and re-signing of center, DeAndre Jordan. Sacks played a key role in the acquisition via trade and subsequent re-signing of eight-time All-Star and four-time All-NBA First Team guard Chris Paul. In 2012 Sacks acquired Jamal Crawford via free agency who became the first ever player in franchise history to win the NBA Sixth Man of the Year Award. In 2013, Sacks worked with current President of Basketball Operations Doc Rivers to acquire guard J.J. Redick via a sign and trade.

Prior to his role as Assistant GM, Sacks spent two seasons as V.P. of Basketball Operations, two seasons as the team's Director of Player Personnel and five seasons as Director of Scouting/Assistant Director of Player Personnel.

Throughout his career with the Clippers, Sacks has worked in various capacities within the basketball operations department assisting with video preparation, database creation, draft and free agency information, draft prospect and advance scouting reports, statistical analytics and NBA Salary Cap analysis.

A 1989 graduate with a degree in Economics from UCLA, Sacks, his wife Tiffany and their two sons reside in Westwood.

GERALD MADKINS
ASSISTANT GENERAL MANAGER

Gerald Madkins enters his first season as Assistant General Manager after serving last season as the Director of Scouting, and the two previous seasons as the Director of Basketball Operations. Madkins will coordinate the team's player personnel matters relating to the development of the summer league roster and NBA draft preparation. He will be actively involved in the procurement of players through trades, free agency, and the collegiate draft. Additionally, Madkins will work closely with General Manager, Dave Wohl, with all other day- to- day basketball operations.

Madkins joined the Clippers after serving as the Vice President of Player Personnel for the New Orleans Hornets for two seasons. Prior to his role in New Orleans, Madkins served for two seasons as the Director of Scouting for the Houston Rockets. Madkins also served as the VP of Player Personnel for Houston's NBA Developmental League affiliate, the Rio Grand Valley Vipers. Prior to joining the Rockets, Madkins served one season as the Director of West Coast Scouting for the former Seattle Supersonics. Madkins began his career with the New York Knicks were he served as a scout for four seasons.

During his front office career, Madkins has played a role in the drafting of Anthony Davis #1 overall ('11), Russell Westbrook 4th pick ('07), Patrick Patterson, 14th ('10), Wilson Chandler 17th pick ('06), Serge Ibaka 24th pick ('07), David Lee 30th pick ('04), Trevor Ariza 43rd pick ('03) and Chase Budinger 44th pick ('09).

Madkins had a standout career at UCLA, where he played from 1987-1992. Madkins served as the team captain his senior year. The Merced, California native departed UCLA ranked in the top 10 in games played, career assists, steals, and three-point field goal percentage for the Bruins.

Following his career at UCLA, Madkins played professionally for eight years in the NBA, the Continental Basketball Association, Spain (ACB), and France (LNB). Following his pro career, Madkins coached at California State University Stanislaus and returned to his alma mater where he served as an assistant coach for 2 seasons (2001-03). During his second stint at UCLA, Madkins recruited or coached current and former NBA players Trevor Ariza, Ryan Hollins, Matt Barnes, Dan Gadzuric and Jason Kapono.

Gerald and his wife, Julee, are the proud parents of three children, Christopher, Brandon, and Olivia.

BASKETBALL OPERATIONS

FABRIZIO BESNATI
DIRECTOR OF INTERNATIONAL SCOUTING

Fabrizio Besnati enters his 11th season as Director of International Scouting and his 14th overall season with the team.

Besnati's responsibilities include the global scouting of both draft eligible players as well as potential free agents who are playing in professional leagues worldwide. Besnati's professional career began in 1999 when he accepted the front office position of Assistant General Manager of Russia's St. Petersburg Lions while they were participating in Euroleague competition.

After the experience with the Russian team, Besnati accepted a similar position with Austria's Traiskirchen Lions. He then moved on to work for the international sports agency, Interperformances, Inc., as a personnel consultant focusing on Eastern Europe and Africa.

Besnati grew up in Varese, Italy but attended high school in Prescott, Arizona in 1991. He speaks five languages and currently resides in Fort Lauderdale, Florida and Belgrade, Serbia.

JASON PIOMBETTI
DIRECTOR OF SCOUTING

Entering his second season as Director of Scouting, Jason Piombetti begins his 11th overall campaign with the team. Piombetti previously held the position of Scouting Coordinator for two seasons after joining the Clippers as Basketball Operations Assistant in 2005. He came to the Clippers after serving two seasons (2003-05) in the baseball operations department for the Los Angeles Dodgers. In his current role, Piombetti will help oversee the team's domestic scouting efforts and evaluate prospects in college, the NBA, the NBA Development League & Internationally and will also assist in the day-to-day activities of the basketball operations department. In addition, he will continue to compile information for the upcoming NBA Draft. Piombetti graduated from Cal Poly San Louis Obispo in 2003 with a double-major in Biology and Business Administration and was a member of the Mustang baseball team. A New Jersey native, Piombetti and his wife Christina reside in New York City.

JUD WINTON
DIRECTOR OF BASKETBALL ANALYTICS

Judson Winton enters his second season as Director of Basketball Analytics for the Clippers and his third overall campaign with the team. Winton worked as a Basketball Operations intern for the Clippers while completing his MBA at UCLA's Anderson School of Management during the 2013-14 season.

Winton's responsibilities include preparing statistical reports for the coaching staff and front office, as well as assisting with salary cap management.

Winton graduated from Vassar College in 2005 where he was 2-year captain of the basketball team. After playing basketball in Ireland for a year, Winton taught math and coached basketball at Automotive High School in Brooklyn before attending business school. He currently resides in West Los Angeles with his wife, Meghan.

BASKETBALL OPERATIONS

THE CLIPPERS

BRIAN ADAMS
Coaching Associate/
Video Scouting Director

MATTHEW ARIAS
Basketball
Operations Staff

ROBERT GOMEZ
Team Chef

BRAD GREEN
Pro Personnel Scout

ANNEMARIE LOFLIN
Director of Team Services

KRIS MEHDIPOUR
Video Scout

ALI MITCHELL
Basketball Administration
Coordinator

THOMAS MURDOCK
Basketball
Operations Staff

NATALIE NAKASE
Assistant Video
Coordinator

JACK NOLAN
Advance Scout

GREGORY PEIM
Basketball Analytics
Manager

TREY PLATT
Head Video Coordinator

HECTOR RAMIREZ
Deputy Director
of Team Security

THOMAS SMITH
Equipment/Facilities
Assistant

ENVER SOOBZOKOV
Scouting Coordinator

GREG STRATTON
Regional Scout

MATHIAS TESTI
Assistant Equipment
Manager

RICK WERTS
Director of Team Security

BASKETBALL SUPPORT STAFF

JASEN POWELL
DIRECTOR OF MEDICAL SERVICES/HEAD ATHLETIC TRAINER

Entering his 17th season as head athletic trainer for the club, Jasen Powell brings with him a great deal of experience and is a familiar face in the Clippers' organization.

Powell was in his fourth year with the San Francisco 49ers as an assistant athletic trainer when he made the move back to Los Angeles prior to the 1999-00 season. He spent the 1994-95 season with the Clippers as an assistant athletic trainer, after spending three seasons as a student athletic trainer at Cal Poly Pomona. Powell's previous experience also includes an internship with the Atlanta Falcons in their 1995 training camp.

Powell was a student-athlete, lettering three seasons as a point guard on the basketball team at Cal Poly Pomona after transferring from San Diego State. He graduated from Cal Poly Pomona with a bachelor's degree in Kinesiology and Health Promotion in 1995. In 1997, he created the Jasen Powell Health Promotion Scholarship. The personally-funded scholarship is available to college bound students in the Oakland Unified School District, who are interested in the field of health care. He is actively involved in the National Basketball Trainers Association and served as the athletic trainer for the Eastern Conference team in the 2004 NBA All-Star Game and for the Western Conference in the 2011 NBA All-Star Game. He is currently active with the NBATA which is responsible for locating cutting edge and innovative continuing education speakers in the field of sports medicine for annual NBATA meetings. Powell is noted and respected by his peers for researching innovative technology methods and techniques. His cutting edge therapeutic approaches in the field of sports medicine is respected by many. Additionally he is on the advisory board as an active member for "Kids Powered by Fitness", a fitness and lifestyle organization promoting healthcare and wellness for children between the ages 6-13.

Powell is a certified member of the National Athletic Trainer's Association and is a credentialed Performance Enhancement Specialist and a credentialed Corrective Exercise Specialist. He is also a member of the National Strength and Conditioning Association. In addition, Powell is the first head athletic trainer in the NBA to have played collegiate basketball.

A native of Oakland, Calif., Jasen attended Bishop O'Dowd High, where he was an All-Northern California selection in basketball and competed against current Milwaukee Bucks head coach Jason Kidd.

Powell, his wife Mia, son Aaron and daughter Ariel reside in Pasadena.

RICHARD WILLIAMS
STRENGTH AND CONDITIONING COACH

Richard Williams begins his 12th season as Strength and Conditioning Coach for the Clippers after spending two seasons as the Assistant Strength and Conditioning Coach for the Denver Nuggets.

Williams graduated from Tabor College in Hillsboro, KS in 2000 with a BA in Business, and an emphasis in Sports Management. While at Tabor, he was a starter on the basketball team and received First Team All-Conference recognition. He went on to receive an additional Bachelor's Degree from Western State College in Kinesiology/Health Promotions in 2002. While at Western State College, Williams volunteered as the Strength and Conditioning Coach for the Men's and Women's basketball teams. He completed his college internship as an assistant to the Head Strength and Conditioning Coach for the Denver Nuggets, parlaying it into a full-time position after graduation.

Williams has his Master's Degree in Fitness and Injury Prevention and also has certifications in PES (Performance Enhancement Specialist), CSCS (Certified Strength and Conditioning Specialist) and is a member of NSCA (National Strength and Conditioning Association), as well as NASM (National Association of Sports Medicine).

Williams, his wife Stephanie, son Maddox and daughter Mia reside in Playa Vista.

JOE RESENDEZ
ASSISTANT ATHLETIC TRAINER/TRAVEL MANAGER

Joe Resendez enters his fifth overall season with the Clippers as the Assistant Athletic Trainer/Travel Manager. Prior to coming to Los Angeles, Resendez spent four seasons as the Athletic Trainer/Strength & Conditioning Coach for the Rio Grande Valley Vipers of the NBA Development League. He came to the Vipers for their inaugural season after a two-year stint as the men's basketball athletic trainer at Louisiana Tech, where he earned his Master of Science in Exercise Physiology in 2006.

After earning his Bachelor of Science in kinesiology with an emphasis in sports medicine from the University of Texas-Pan American in 2003, the Brownsville native spent one season as the Assistant Athletic Trainer at the University of Texas-San Antonio.

Since the summer of 2010 he has also served as physiotherapist for the Future's Program of United Kingdom basketball. Resendez is a certified athletic trainer through the National Athletic Trainers Association (NATA) and as a performance enhancement specialist through the National Academy of Sports Medicine (NASM).

Resendez and his wife Ana reside in Los Angeles.

BASKETBALL SUPPORT STAFF

BRENT TANAKA
ASSISTANT STRENGTH & CONDITIONING COACH

Brent Tanaka begins his third season as Assistant Strength & Conditioning Coach. Prior to joining the Clippers, Tanaka served as the strength and conditioning coach for the men's basketball and tennis teams at his alma mater, the University of California Los Angeles. Tanaka was responsible for the design and implementation of athletic performance programs during the 2011-12 and 2012-13 seasons. During his final season at UCLA, the Bruins won the PAC-12 Conference regular season title and advanced to the NCAA Tournament.

Prior to being hired as a full time coach, Tanaka was an intern at UCLA where he worked primarily with the men's and women's basketball teams. Before coming to UCLA, he also completed an internship at Loyola Marymount University where he worked with basketball and various Olympic sports.

Tanaka earned his Bachelor's Degree from UCLA in 2008. He is a Certified Strength and Conditioning Specialist (CSCS) through the National Strength and Conditioning Association (NSCA).

PETE SERRANO
EQUIPMENT AND FACILITIES MANAGER

A long-time member of the organization, Pete Serrano begins his 31st season with the Clippers. A native of West Covina and graduate of Edgewood High School, Serrano first joined the organization in 1986 as a ballboy and continued to assist in the front office in several capacities during the offseason. He continued in that role until he was promoted to his current position of equipment manager in 1988.

Serrano is primarily responsible for the purchase and care of uniforms and equipment and ensuring those items arrive at the destination when the team is on the road.

His job includes some of the longest hours on the team and he is depended on to keep many aspects of the team's daily operations running smoothly at STAPLES Center, the training center and on the road. Serrano, a member of the National Basketball Athletic Equipment Managers Association, was responsible for equipment operations in all events at the 2011 NBA All-Star Weekend in Los Angeles and was named the 2011 NBA Equipment Manager of the Year.

In his spare time Serrano is an avid reader and resides in Long Beach.

STEVEN SHIMOYAMA, M.D.
TEAM PHYSICIAN

Dr. Shimoyama practices Orthopaedic Surgery in Marina del Rey and has been affiliated with the Clippers' Medical Staff since 1999. Dr. Shimoyama earned his medical degree and completed his Orthopaedic Surgical training at USC, with emphasis on Trauma Surgery/Sports Medicine. He was also mentored by the late Dr. Tony Daly, the legendary Sports Medicine pioneer. Dr. Shimoyama is Board Certified by the American Board of Orthopaedic Surgery. He served on the faculty at L.A. County/USC Medical Center from 1986 through 1995, where he helped supervise surgical residents and participated in research in Orthopaedic Infectious Diseases. He also served for many years as Chief of Surgery at two local hospitals in Culver City. He was honored by the publication Consumer's Guide to Top Doctors and by Los Angeles Magazine, based upon the selection by his medical peers. He currently resides in Palos Verdes with his wife, Mariko, and two sons, Jason and Scott.

STEVEN KREMS, M.D.
TEAM INTERNIST

Dr. Krems practices internal medicine in Marina del Rey and has served as the Clippers' team internist since the 1993 season, with a hiatus from 2000-2002. Krems earned his B.A. in biology at UC San Diego and earned his medical degree from the Tulane University School of Medicine in 1989. He completed his internship and residency at UCLA-Wadsworth VA Medical Center, where he spent an additional year as Chief Medical Resident. Krems is also a diplomate of the American Board of Internal Medicine. He served as Chief of Staff of the Centinela-Freeman Marina Hospital in 2004-2006 and will be acting Chief of Staff at the Marina Del Rey Hospital in 2016 through 2018. Dr. Krems is assisted by his partner Dr. Alan Steinberg.

THE CLIPPERS

DIRECTORY

Office: Los Angeles Clippers Training Center
6951 S. Centinela Avenue
Playa Vista, CA 90094
Telephone: (310) 862-6000
Fax: (310) 862-6062
www.clippers.com

STAPLES Center,
1111 S. Figueroa Street, Suite 1100,
Los Angeles, CA 90015
Telephone: (213) 742-7500
Fax: (213) 742-7550

Owner . . . Steve Ballmer

BASKETBALL OPERATIONS

President of Basketball Operations and Head Coach . . . Glenn "Doc" Rivers
General Manager . . . Dave Wohl
Assistant General Manager . . . Gary Sacks
Assistant General Manager . . . Gerald Madkins
Assistant Coaches . . . Mike Woodson, Lawrence Frank, Sam Cassell, Armond Hill, Brendan O'Connor, Kevin Eastman
Player Development Coach . . . J.P. Clark
Player Development Coach . . . Dave Severns
Shooting Coach . . . Bob Thate
Director of Medical Services & Head Athletic Trainer . . . Jasen Powell
Assistant Athletic Trainer/Travel Manager . . . Joe Resendez
Strength and Conditioning Coach . . . Richard Williams
Assistant Strength and Conditioning Coach . . . Brent Tanaka
Director of International Scouting . . . Fabrizio Besnati
Director of Scouting . . . Jason Piombetti
Advance Scout . . . Jack Nolan
Regional Scouts . . . Joey Meyer, Greg Stratton
Pro Personnel Scout . . . Brad Green
Scouting Coordinator . . . Enver Soobzokov
Coaching Associate/Video Scouting Director . . . Brian Adams
Head Video Coordinator . . . Trey Platt
Assistant Video Coordinator . . . Natalie Nakase
Video Scout . . . Kris Mehdipour
Team Physicians . . . Steve Shimoyama, M.D., Steven Krems, M.D., Mark Laska, DDS
Chiropractor . . . Dennis Colonello
Tissue Therapists . . . Doris Martel, Barrence Baytos
Director of Basketball Analytics . . . Jud Winton
Basketball Analytics Manager . . . Gregg Peim
Director of Team Services . . . Annemarie Loflin
Basketball Administration Coordinator . . . Ali Mitchell
Equipment and Facilities Manager . . . Pete Serrano
Assistant Equipment Manager . . . Mathias Testi
Equipment/Facilities Assistant . . . Thomas Smith
Director of Team Security . . . Rick Werts
Deputy Director of Team Security . . . Hector Ramirez
Team Chef . . . Robert Gomez
Assistant Chef . . . Eva Cannon
Basketball Operations Staff . . . Thomas Murdock, Matthew Arias

BUSINESS OPERATIONS

President of Business Operations . . . Gillian Zucker
Executive Assistant . . . Marissa Chavez

DIGITAL MEDIA, COMMUNICATIONS & PUBLIC RELATIONS

Vice President of Digital & Brand Communications . . . Lubor Keliar
Vice President of Basketball Communications . . . Seth Burton
Director of Communications . . . Dennis Rogers
Assistant Director of Communications . . . Ta'Nisha Cooper, Steven Esparza
Communications Manager . . . Aubrey Freckman
Social Media Manager . . . Chris Serafino
Digital Operations Manager . . . Marcus Fong
Video Producer/Editor . . . Christopher Parker
Digital Content Coordinator . . . Rowan Kavner
Web Developer . . . Joseph Ibarra
Creative Services Specialist . . . Brian Truong
Digital Marketing Assistants . . . Robyn Dixon, Lisa Kay, Angelica Yaghoubi

DIRECTORY

MARKETING

Vice President of Marketing . . . Matt Paye
Creative Director, Entertainment Teams . . . Petra Pope
Director of Game Presentation . . . Lauren Trusty
Entertainment Manager . . . Juliette Ocon
Marketing Manager . . . Leslie Murata

COMMUNITY RELATIONS AND PLAYER PROGRAMS

Vice President of Community Relations and Player Programs . . . Denise Booth
Community Relations and Player Programs Manager . . . Tracy Schneider

SALES AND SERVICE

Senior Vice President of Sales and Service . . . Carl Lahr
Director of Sales . . . Urel Martinez
Director of Service . . . Ashley Hall
Director of Ticket Operations . . . Chuck Loth
Director of Fan Relations & Services . . . Joe Kelly
Inside Sales Manager . . . Jessica Bascara
Senior Account Executives . . . Daniel De La Torre, Cedric Wilson
Senior Account Executive/Arena Operations Coordinator . . . Luke Elliott
Account Executives . . . Cody Brown, Vanessa Gonzalez, Tyler Kealey, John Lebsock, Christian Lewis, Ricky Malott, Patrick Walcek
Group Sales Manager . . . Lauren Kimball
Group Sales Event Specialists . . . Jeana Duran, Brett McGrew, Eric Silva, Stacey Yin
Supervisor of Youth Basketball Programs . . . Maurice Baker
Premium Event Suite Coordinator . . . Victor Yee
Fan Relations and Services Coordinator . . . Carly Petersen
Account Services Representatives . . . Danielle Ares, Michael Boisvert, Collin Breen, Maria Michel
Premium Services Manager . . . Jamie Lee
Ticket Operations Coordinator . . . Eric Gonzalez

COPORATE PARTNERSHIPS AND BROADCASTING

Vice President of Corporate Partnerships . . . Peter Thuresson
Senior Director of Sponsorship Sales . . . Chris Beyer
Corporate Partnerships Manager . . . Amy Girgis-Abadir
Corporate Partnerships Manager . . . Tavio Hobson
Broadcast Manager . . . Jessica Bojorquez
Broadcasting Assistant . . . Audrea Avalos
Sponsor Services Manager . . . Annie Cornforth
Sponsor Services Coordinator . . . Aida Morrow
Marketing & Broadcasting Assistant . . . Taylor Lovely

FINANCE

Chief Financial Officer . . . Chris Leotis
Controller . . . Todd Sakauye
Director of Financial Planning and Analysis . . . Christina Khosravi
Accounting Manager . . . Lori Balsamo
Senior Accountant / Accounts Payable Coordinator . . . Jennifer Androus
Finance / Accounting Assistant . . . Briana Rico
Director of IT . . . Michael Burton
IT Services Coordinator . . . Alan Tucker
IT Support Specialist . . . Maurice Moore
Administrative Assistant . . . Octavia McClain

HUMAN RESOURCES

Vice President of Human Resources . . . Raymond Ortegaso

LEGAL

General Counsel . . . Nicole Duckett Fricke

GAME ENTERTAINMENT

Public Address Announcers . . . Eric Smith
Game Officials . . . Steve Farmer, Martin Cichocki, Carla Huttenhoff, Tiana Ruff, Robin Mahkorn
Stat Crew . . . Genene Turndorf, Bryan Weinstein, Shon Taylor, Celina Baguiao, Amy Kerr, Carl Giordano, Dan Corbet, Ken Ngo, Jason Ngo, Leonard Friedman, Tammy Steuart
Television PRIME TICKET . . . Ralph Lawler, Michael Smith
Radio THE BEAST 980 . . . Brian Sieman, Ralph Lawler, Michael Smithh

Follow the Clippers on @LAClippers LAClippers

THE CLIPPERS

Steve Ballmer

Steve Ballmer is the owner of the L.A. Clippers.

In his first year as owner, the Clippers achieved a record of 56-26. Ballmer passionately believes in leading the Clippers forward as the organization transitions to a new era of excitement - driven by on-court success, great community participation and doing things the right way, every time.

Ballmer retired as Chief Executive Officer of Microsoft in 2014. He joined Microsoft in 1980 and was the company's first business manager. Over his tenure as a top leader, Microsoft pioneered and democratized personal computing and enterprise computing, growing from a company with $2.5 million in revenue and 35 people to a company of over 100,000 people, with almost $80 billion in revenue that was the third most profitable company in the United States. Since retirement, Ballmer has focused on the Clippers, some civic and philanthropic initiatives, and time with his family.

Ballmer was born in March 1956, and grew up near Detroit. Ballmer earned a bachelor's degree in mathematics and economics from Harvard



PRESIDENT OF BUSINESS OPERATIONS

Gillian Zucker

Gillian Zucker enters her second season as President of Business Operations of the L.A. Clippers after spending nine years as the President of Auto Club Speedway, the largest race track on the West Coast. A sports industry veteran, Zucker joined the Clippers on Nov. 6, 2014.

Overseeing all aspects of Business Operations, Zucker brings a philosophy of transparency and strategic discipline to the Clippers. Among her initiatives is the spearheading of the team's logo and brand identity in June, 2015, unveiling a new courtside fan experience, and re-launching the L.A. Clippers Foundation.

Prior to joining the Clippers, Zucker was named President of Auto Club Speedway in June, 2005 and led all facets of the Speedway's business - including operations, ticketing, finance, communications and marketing. She was named one of the top five most powerful women in motorsports by MSN and FOX, and served on the International Speedway Corporation executive management team that oversaw Chicagoland and Kansas Speedways.

She was successful in repackaging NASCAR to appeal to a Southern California audience and developed the Auto Club Speedway into an industry leader in diversity of audience. Zucker's achievements included a wide-ranging capital improvement plan, improved traffic and parking management, and completion of the only current naming rights track agreement in the sport.

Prior to her time at Auto Club Speedway, Zucker served as Daytona International Speedway's Vice President of Business and Development. She joined International Speedway Corporation (ISC), the owner of Auto Club Speedway, in 1998 as Director of Business Development for Kansas Speedway and was shortly promoted to Vice President of Operational Development.

Before joining ISC, Zucker worked in Minor League Baseball, serving as Assistant General Manager of the Durham (NC) Bulls. A graduate of Hamilton College, Zucker serves on the board of the Young Presidents Organization and acts as the Clippers NBA Alternate Governor.

BUSINESS OPERATIONS

DENISE BOOTH
Vice President of Community Relations and Player Programs

SETH BURTON
Vice President of Basketball Communications

NICOLE DUCKETT FRICKE
General Counsel

LUBOR KELIAR
Vice President of Digital & Brand Communications

CARL LAHR
Senior Vice President of Sales and Service

CHRIS LEOTIS
Chief Financial Officer

RAYMOND ORTEGASO
Vice President of Human Resources

MATT PAYE
Vice President of Marketing

PETER THURESSON
Vice President of Corporate Partnerships

STAFF

JENNIFER ANDROUS
Senior Accountant / Accounts Payable Coordinator

DANIELLE ARES
Account Services Representative

AUDREA AVALOS
Broadcasting Assistant

LORI BALSAMO
Accounting Manager

JESSICA BASCARA
Inside Sales Manager

MAURICE BAKER
Supervisor of Youth Basketball Programs

CHRIS BEYER
Senior Director of Sponsorship Sales

MICHAEL BOISVERT
Account Services Representative

JESSICA BOJORQUEZ
Broadcast Manager

COLLIN BREEN
Account Services Representative

CODY BROWN
Account Executive

MICHAEL BURTON
Director of IT

MARISSA CHAVEZ
Executive Assistant

TA'NISHA COOPER
Assistant Director of Communications

ANNIE CORNFORTH
Sponsor Services Manager

DANIEL De La TORRE
Senior Account Executives

ROBYN DIXON
Digital Marketing Assistant

JEANA DURAN
Group Sales Event Specialist

LUKE ELLIOTT
Senior Account Executive/ Arena Operations Coordinator

STEVEN ESPARZA
Assistant Director of Communications

MARCUS FONG
Digital Operations Manager

AUBREY FRECKMAN
Communications Manager

AMY GIRGIS-ABADIR
Corporate Partnerships Manager

ERIC GONZALEZ
Ticket Operations Coordinator

VANESSA GONZALEZ
Account Executive

ASHLEY HALL
Director of Service

TAVIO HOBSON
Corporate Partnerships Manager

JOSEPH IBARRA
Web Developer

ROWAN KAVNER
Digital Content Coordinator

LISA KAY
Digital Marketing Assistant

TYLER KEALEY
Account Executive

JOE KELLY
Director of Fan Relations & Services

CHRISTINA KHOSRAVI
Director of Financial Planning and Analysis

LAUREN KIMBALL
Group Sales Manager

JOHN LEBSOCK
Account Executive

JAMIE LEE
Premium Services Manager

CHRISTIAN LEWIS
Account Executive

CHUCK LOTH
Director of Ticket Operations

TAYLOR LOVELY
Marketing & Broadcasting Assistant

UREL MARTINEZ
Director of Sales

RICKY MALOTT
Account Executive

OCTAVIA MCCLAIN
Administrative Assistant

BRETT McGREW
Group Sales Event Specialists

MARIA MICHEL
Account Services Representative

MAURICE MOORE
IT Support Specialist

AIDA MORROW
Sponsor Services Coordinator

LESLIE MURATA
Marketing Manager

JULIETTE OCON
Entertainment Manager

CHRISTOPHER PARKER
Video Producer/Editor

CARLY PETERSEN
Fan Relations and Services Coordinator

STAFF

PETRA POPE
Creative Director, Entertainment Teams

BRIANA RICO
Finance / Accounting Assistant

DENNIS ROGERS
Director of Communications

TODD SAKAUYE
Controller

CHRIS SERAFINO
Social Media Manager

TRACY SCHNEIDER
Community Relations and Player Programs Manager

ERIC SILVA
Group Sales Event Specialist

BRIAN TRUONG
Creative Services Specialist

LAUREN TRUSTY
Director of Game Presentation

ALAN TUCKER
IT Services Coordinator

PATRICK WALCEK
Account Executive

CEDRIC WILSON
Senior Account Executive


ANGELICA YAGHOUBI
Digital Marketing Assistant

VICTOR YEE
Premium Event Suite Coordinator

STACEY YIN
Group Sales Event Specialist

GAME NIGHT STAFF

ERIC SMITH
Public Address Announcer

STEVE FARMER
Game Official

MARTIN CICHOCKI
Game Official

CARLA HUTTENHOFF
Game Official

KEN NGO
Stat Crew

JASON NGO
Stat Crew

SHON TAYLOR
Stat Crew

GENENE TURNDORF
Stat Crew

BRYAN WEINSTEIN
Stat Crew

American Airlines

Snag some air-time with L.A.'s favorite airline.

We're proud to be the Official Airline of the L.A. Clippers.

American Airlines, the Flight Symbol logo and the Tail Symbol are marks of American Airlines, Inc. **one**world is a mark of the **one**world alliance, LLC. © 2015 American Airlines, Inc. All rights reserved.

CLIPPERS

CLIPPERS IN THE COMMUNITY

READ TO ACHIEVE

Program challenges children in elementary, middle and high school to take time out to read. Each participating child in elementary and middle school is asked to track the number of books they read and the minutes they spend reading.

High school students have the opportunity to participate in the Creative Writing Challenge by taking time out to celebrate the written word through a creative short story, poem or rap. In addition, elementary and middle school students can participate in the Storybook Challenge by working as a team with their class to create a storybook in a quest to become LA Clippers Student Reading All-Stars. School visits by Clippers players, game tickets, books, bookmarks, t-shirts and grants are also incentives provided for the program. The goal of READ TO ACHIEVE is to build a lifelong love of reading in young people by providing greater access to books and technology while encouraging families and adults to read regularly with young children.

CLIPPERS FIT - NBA FIT

The LA Clippers FIT Program is part of NBA FIT, the NBA's comprehensive health and wellness platform promoting healthy, active lifestyles for children and adults. The initiative encourages physical activity and healthy living through programs and events for children and families. Clippers FIT challenges students in elementary and middle school to track the number of minutes they spend doing physical activity each day. Members of the LA Clippers visit local schools recognizing the school's outstanding physical activity accomplishments, as well as providing game tickets, t-shirts and books as incentives throughout the program.

MENTORSHIP ASSIST ZONE

The LA Clippers partner with local youth organizations to lend an assist with community based mentorship initiatives. The Mentorship Assist Zone program supports local organizations with mentorship recruitment, student incentives, speakers, cultural experiences and group outings. While the program supports all youth mentorship it has a special emphasis on organizations serving youth in underserved communities and young men of color.

CLIPPERS IN THE COMMUNITY

JUNIOR CLIPPERS

The Clippers and the Los Angeles City Department of Recreation and Parks have collaborated for 14 seasons to promote the fundamentals of basketball, sportsmanship and athletics as an alternative to negative influences. In 2001 the program began with 750 participants from three centers: Normandie, Shatto and Queen Anne.

Now in its 15th year, the program has grown to include over 2,000 participants from 9 centers. Participating recreation centers include Shatto, Normandie, Hubert Humphrey, Rancho Cienega, Imperial, Rosecrans, Alpine, Van Ness, and Expo. The Junior Clippers program serves inner-city children, ages 5 to 15. The season runs from early January through the end of March, culminating with a championship tournament in early April. The Junior Clippers program also includes basketball and books clinics, one held at an inner city recreation center and one held at STAPLES Center prior to a Clippers home game. The Clinic Series promotes basketball fundamentals, literacy, health and nutrition, and sportsmanship.

LOS ANGELES CLIPPERS CHAIRMEN

Wheelchair basketball began as rehabilitation for soldiers returning from World War II and was formalized as a competitive sport in 1948, just one season after the NBA. The LA Clippers Chairmen wheelchair basketball team enters its 12th season. The Clippers team up with the National Wheelchair Basketball Association to sponsor the Clippers Chairmen. The Clippers Wheelchair players are not only chairmen of the court, they also participate with the Clippers community outreach to children directing youth to a positive life path.

PLAYERS ZONE TICKET DONATION PROGRAM

In conjunction with the LA Clippers Foundation, Clippers players host groups of children and make it possible for them to join in the fun and excitement of watching a Clippers game. Clippers players sponsor hundreds of children each season. All children receive goody bags, a chance to watch pre-game warm-up courtside and the opportunity to meet their player host up close and personal.

TEAMWORK AT THE TABLE

The Clippers team up every November with corporate partners to serve hot Thanksgiving meals complete with all of the trimmings to members of the Bread & Roses Cafe in Venice. Immediately following the Bread & Roses Cafe serving, players and staff reconvene at the St. Joseph Center to distribute clothing, food baskets and turkeys to families. This event has served thousands of homeless individuals and provided thousands of families with food and clothing during the holiday season.

CHARITY SEATS - SEASON TICKET HOLDER TICKET DONATION PROGRAM

Clippers season ticket holders have the opportunity to give back to the community by donating their unused game tickets to children. The community relations department utilizes donated tickets to provide at risk youth with the chance to attend a Clippers home game.

COMMUNITY RELATIONS

CLIPPERS IN THE COMMUNITY

LA CLIPPERS FOUNDATION

"OUR CALLING": INSPRING EVERY CHILD

Every day, we'll make a positive difference to a child in L.A.

To meet this commitment, the L.A. Clippers Foundation will first understand their educational environments, from classroom to playground to living room, in communities across Southern California. The greatest resource of the Clippers Foundation is inspiration, channeled from our players, organization and Clipper Nation. Our greatest tool is investment, through singular grants that set a new benchmark in actual funds and true transparency. Our greatest gift is mobilizing contribution and commitment from everyone we call Partner, including colleagues, corporate sponsors and the community at large.

In every way, our mission is to inspire a child to make a positive difference in their L.A.

LA CLIPPERS FOUNDATION CHARITY GOLF CLASSIC

CHARITY GOLF CLASSIC

This exciting day of golf provides season ticket holders, sponsors and the general public an opportunity to interact with their favorite Clippers players while raising funds to benefit the LA Clippers Foundation and local children's charities. The Charity Golf Classic has generated over $1.6 million in the last 14 years with a portion of the net proceeds donated to a local charitable partner each year.

CLIPPERS BASKETBOWL CHALLENGE

CHARITY BASKETBOWL CHALLENGE

The Charity BasketBowl Challenge is an interactive day of bowling where the entire Clippers team bowls with corporate partners and Clippers fans of all ages. The BasketBowl Challenge has raised in excess of $1.2 million since inception in 2001 with proceeds benefiting the Clippers Foundation and local children's charities.

NBA COMMUNITY OUTREACH

NBA Cares

NBA CARES

NBA Cares is the league's global social responsibility program that builds on the NBA's mission of addressing important social issues. This season, as part of the 10th anniversary of its creation, NBA Cares is renewing its commitment to communities around the world by inspiring play and teaching basketball's values to more than 15 million youth, providing an additional 3 million hours of hands-on service to others, and leaving a lasting legacy in communities by building 1,000 more safe places to live, learn or play by 2025. NBA Cares works with internationally recognized youth-serving programs that support education, youth and family development, and health-related causes, including: Special Olympics, YMCA of the USA, Boys and Girls Clubs of America, UNICEF, the Make-A-Wish Foundation, Share Our Strength and GLSEN.

LA CLIPPERS FOUNDATION

3

Million dollars donated over three years marks the single largest cash gift donation in Clippers franchise history

MAKING A DIFFERENCE

The L.A. Clippers Foundation is committed to making a positive difference to children in Los Angeles.

CITY YEAR

2015

The Clippers Foundation commitment represents the largest donation City Year has received from the private sector.

LEADERSHIP

Clippers Foundation gift will enable teams of 7-12 AmeriCorps members to serve full-time at each school as tutors, mentors and role models.

3,000+

Students will be impacted within the five targeted schools in the Watts community.

RE-ENVISIONED CLIPPERS FOUNDATION

City Year is the first donation recipient from the re-envisioned Clippers Foundation.

20K STUDENTS

City Year currently serves in 26 schools in Los Angeles and reaches over 20,000 students a year.

CLIPPERS | CITY YEAR

LA CLIPPERS FOUNDATION

Every day, we'll make a positive difference to a child in L.A.

To meet this commitment, the L.A. Clippers Foundation will first understand their educational environments, from classroom to playground to living room, in communities across Southern California.

The greatest resource of the Clippers Foundation is inspiration, channeled from our players, organization and Clipper Nation. Our greatest tool is investment, through singular grants that set a new benchmark in actual funds and true transparency. Our greatest gift is mobilizing contribution and commitment from everyone we call Partner, including colleagues, corporate sponsors and the community at large.

In every way, our mission is to inspire a child to make a positive difference in their L.A.

RENEGADE

TRAVELING WILL NEVER BE PENALIZED.

EPA EST 31 HWY MPG*

Jeep®

*EPA EST. 29 HWY MPG ON MODEL SHOWN. ACTUAL RESULTS MAY VARY. JEEP AND THE JEEP GRILLE ARE REGISTERED TRADEMARKS OF FCA US LLC.

2014-15 REVIEW

2014-15 STATISTICS

PLAYER	G	GS	MIN	FG	FGA	PCT	FG	FGA	PCT	FT	FTA	PCT	OFF	DEF	TOT	AST	PF	DQ	STL	TO	BLK	PTS	AVG
				-FIELD GOALS-			-3-POINT FG-			-FREE THROWS-			-REBOUNDS-										
GRIFFIN	67	67	2356	574	1144	.502	10	25	.400	311	427	.728	126	382	508	354	196	3	63	152	35	1469	21.9
PAUL	82	82	2857	568	1170	.485	139	349	.398	289	321	.900	52	324	376	838	203	2	156	190	15	1564	19.1
REDICK	78	78	2409	447	938	.477	200	458	.437	183	203	.901	22	145	167	137	134	0	39	95	8	1277	16.4
CRAWFORD	64	4	1703	332	839	.396	119	364	.327	227	252	.901	18	106	124	158	108	0	59	92	14	1010	15.8
JORDAN	82	82	2820	379	534	.710	1	4	.250	187	471	.397	397	829	1226	61	245	1	81	109	183	946	11.5
BARNES	76	74	2271	277	624	.444	136	376	.362	74	95	.779	51	251	302	114	240	2	67	87	50	764	10.1
RIVERS (TOT)	76	5	1563	203	496	.409	39	131	.298	85	126	.675	27	125	152	155	146	0	48	65	14	530	7.0
RIVERS (LAC)	41	2	791	117	274	.427	25	81	.309	32	55	.582	15	69	84	68	81	0	30	35	7	291	7.1
HAWES	73	15	1274	163	415	.393	55	176	.313	44	68	.647	30	228	258	88	173	0	24	61	53	425	5.8
ROBINSON (TOT)	42	1	591	88	255	.345	31	112	.277	31	46	.674	17	33	50	97	76	0	20	30	3	238	5.7
ROBINSON (LAC)	9	0	126	17	51	.333	7	20	.350	5	6	.833	3	8	11	20	8	0	6	8	0	46	5.1
FARMAR	36	0	529	61	158	.386	35	97	.361	10	11	.909	8	34	42	67	52	1	20	32	5	167	4.6
DAVIS	74	0	904	117	255	.459	0	4	.000	60	95	.632	43	126	169	39	132	1	41	39	21	294	4.0
TURKOGLU	62	2	705	83	188	.441	60	139	.432	6	11	.545	5	94	99	37	66	0	19	29	7	232	3.7
HUDSON	5	0	56	6	14	.429	3	6	.500	3	4	.750	1	7	8	5	4	0	6	3	1	18	3.6
HAMILTON (TOT)	14	2	122	14	35	.400	10	21	.476	0	0	—	2	14	16	7	14	0	2	4	0	38	2.7
HAMILTON (LAC)	14	2	122	14	35	.400	10	21	.476	0	0	—	2	14	16	7	14	0	2	4	0	38	2.7
BULLOCK	25	2	263	23	54	.426	15	39	.385	4	5	.800	0	40	40	6	17	0	9	6	2	65	2.6
WILCOX	21	0	101	16	38	.421	7	19	.368	2	2	1.000	1	6	7	8	7	0	3	10	1	41	2.0
CUNNINGHAM	19	0	89	12	33	.364	4	13	.308	7	13	.538	1	8	9	10	12	0	3	7	0	35	1.8
DOUGLAS-ROBERTS	12	0	103	5	21	.238	1	7	.143	8	8	1.000	1	11	12	4	14	0	1	0	0	19	1.6
UDOH	33	0	128	11	24	.458	0	0	---	7	9	.778	7	19	26	8	20	0	8	7	7	29	0.9
JONES	33	0	123	6	21	.286	0	4	.000	9	11	.818	1	10	11	2	23	0	3	1	0	21	0.6
CLIPPERS	**82**	**—**	**19730**	**3228**	**6830**	**.473**	**827**	**2202**	**.376**	**1468**	**2067**	**.710**	**784**	**2711**	**3495**	**2031**	**1749**	**10**	**640**	**1012**	**409**	**8751**	**106.7**
OPPONENTS	**82**	**—**	**19730**	**2984**	**6745**	**.442**	**683**	**1959**	**.349**	**1560**	**2105**	**.741**	**868**	**2649**	**3517**	**1904**	**1766**	**7**	**548**	**1171**	**245**	**8211**	**100.1**

PLAYER	SINGLE-GAME HIGHS MIN	REB	AST	ST	TO	BL	PTS	AVERAGE PER GAME MIN	REB	AST	STL	TO	BLK	PTS	CAREER HIGHS (C=SET, T=TIED THIS SEASON) FG	FGA	FT	FTA	REB	AST	PTS
GRIFFIN	43	16	11	3	6	3	45	35.2	7.6	5.3	0.94	2.3	0.52	21.9	19	34	16	23	20	11T	47
PAUL	43	10	17	5	6	2	41	34.8	4.6	10.2	1.90	2.3	0.18	19.1	18	33	19	20	12	21	43
REDICK	47	8	7	3	5	2	30	30.9	2.1	1.8	0.50	1.2	0.10	16.4	11T	27C	10T	11	8C	10	33
CRAWFORD	40	7	9	3	4	2	26	26.6	1.9	2.5	0.92	1.4	0.22	15.8	20	34	17	18	11	12	52
JORDAN	45	27	3	5	4	7	26	34.4	15.0	0.7	0.99	1.3	2.23	11.5	11	15	12C	28C	27C	4	26C
BARNES	41	10	5	4	5	4	26	29.9	4.0	1.5	0.88	1.1	0.66	10.1	13	28	9	12	16	11	36
RIVERS (TOT)	35	6	6	4	4	1	28	20.6	2.0	2.0	0.63	0.9	0.18	7.0	11C	24	11C	12C	10	9	28C
RIVERS (LAC)	33	6	6	4	4	1	28	19.3	2.0	1.7	0.73	0.9	0.17	7.1							
HAWES	35	10	5	3	4	4	17	17.5	3.5	1.2	0.33	0.8	0.73	5.8	12	20	8	8	17	9	30
ROBINSON (TOT)	26	5	7	3	2	2	20	14.1	1.2	2.3	0.48	0.7	0.07	5.7	18	28	15	19	10	15	45
ROBINSON (LAC)	21	5	3	3	2	0	12	14.0	1.2	2.2	0.67	0.9	0.00	5.1							
FARMAR	23	5	7	3	5	2	15	14.7	1.2	1.9	0.56	0.9	0.14	4.6	12	21	7	8	9	17	30
DAVIS	25	8	3	4	2	3	12	12.2	2.3	0.5	0.55	0.5	0.28	4.0	15	25	10	12	16	8	33
TURKOGLU	37	8	4	2	3	1	19	11.4	1.6	0.6	0.31	0.5	0.11	3.7	13	23	14	16	19	17	39
HUDSON	21	3	3	3	1	1	11	11.1	1.6	1.0	1.20	0.6	0.20	3.6	9	22	11	13	8	7	26
HAMILTON (TOT)	26	3	3	1	3	0	11	8.7	1.1	0.5	0.14	0.3	0.00	2.7	8	14	4	4	9	7	19
HAMILTON (LAC)	26	3	3	1	3	0	11	8.7	1.1	0.5	0.14	0.3	0.00	2.7							
BULLOCK	19	5	2	2	1	1	12	10.5	1.6	0.2	0.36	0.2	0.08	2.6	5	10	2T	2T	5T	2T	14
WILCOX	17	2	2	1	2	1	10	4.8	0.3	0.4	0.14	0.5	0.05	2.0	4C	6C	1C	1C	2C	2C	10C
CUNNINGHAM	12	2	2	1	2	0	8	4.7	0.5	0.5	0.16	0.4	0.00	1.8	2T	6	6	6	2T	2T	8T
DOUGLAS-ROBERTS	23	3	1	1	0	0	9	8.5	1.0	0.3	0.08	0.0	0.00	1.6	13	25	12	14	12	7	31
UDOH	9	4	2	2	1	2	4	3.9	0.8	0.2	0.24	0.2	0.21	0.9	9	14	7	8	11	5	19
JONES	21	2	1	1	1	0	5	3.7	0.3	0.1	0.09	0.0	0.00	0.6	11	19	11	15	12	8	26
CLIPPERS	**265**	**56**	**41**	**14**	**21**	**12**	**127**	**240.6**	**42.6**	**24.8**	**7.80**	**12.3**	**4.99**	**106.7**	**62**	**127**	**47**	**57**	**72**	**45**	**152**
OPPONENTS	**265**	**61**	**37**	**13**	**27**	**11**	**131**	**240.6**	**42.9**	**23.2**	**6.68**	**14.3**	**2.99**	**100.1**	**68**	**122**	**51**	**60**	**80**	**50**	**163**

CLIPPERS MISCELLANEOUS STATISTICS

	RECORD	HOME	ROAD	OT
OVERALL	**56-26**	**30-11**	**26-15**	**1- 1**
Atlantic	7-3	4-1	3-2	
Central	6- 4	3- 2	3- 2	
Southeast	6- 4	3- 2	3- 2	
EASTERN	**19-11**	**10- 5**	**9- 6**	
Southwest	10- 8	6- 3	4- 5	
Northwest	15- 3	8- 1	7- 2	0- 1
Pacific	12- 4	6- 2	6- 2	1- 0
WESTERN	**37-15**	**20- 6**	**17- 9**	**1- 1**

Head Coach: Doc Rivers

Overall:	16 Years	700 Won	524 Lost	.572 Pct.
w/Club:	2 Years	113 Won	51 Lost	.689 Pct.

TEAM WINNING & LOSING STREAKS:

	OVERALL	HOME	ROAD
	Win - 7	Win - 3	Win - 8
Long:	Win - 9	Win - 8	Win - 8
	Loss - 4	Loss - 2	Loss - 5
Last:	Win - 04/14 @ PHO 112-101	Win - 04/13 vs DEN 110-103	Win - 04/14 @ PHO 112-101
	Loss - 03/31 vs GS 106-110	Loss - 03/31 vs GS 106-110	Loss - 03/13 @ DAL 99-129

	WON	LOST	OFFENSE	vs. OPPONENT	HOME ATTENDANCE	
Oct.	2	0				
Nov.	9	5	100+ 48-12	If Opp W/L to date:	41	Games
Dec.	11	6	100< 8-14	.500+ 21-21	785,892	Total
Jan.	11	4	Defense	.500- 35- 5	19,168	Average
Feb.	5	6	100+	22-22	19,601	High
Mar.	11	5	100<	34- 4	41	Sellouts
Apr.	7	0				

After 82 games last season: W 56 L 26

MARGINS	1	2	3	4	5	6	7	8	9	10	11	12	13	14	15	16	17	18	19	20	21	22	23
Won By:	1	1	1	6	3	3	5	1	2	1	2	1	3	2	2	1	3	1		4	3	1	
Lost By:		2	3	2	5	1	1	2	1		1	1		1		3	1						1

MARGINS	24	25	26	27	28	29	30	31	32	33	34	35	36	37	38	39	40	41	42	43	44	45	46+
Won By:	1	1	1	1	2			1					1			1							
Lost By:							1																

AT START OF:		OVERALL	HOME	ROAD	FG%	OVERALL	HOME	ROAD
2nd -	Ahead:	41-10	19-7	22-3	-44%	12-14	6-8	6-6
-	Behind:	10-15	7-4	3-11	45-49%	24-10	13-3	11-7
-	Tied:	4-0	2-0	2-0	50-54%	17-1	10-0	7-1
3rd -	Ahead:	38-4	25-0	13-4	55-59%	10-0	7-0	3-0
-	Behind:	5-1	4-0	1-1	50-54%	15-2	9-0	6-2
-	Tied:	4-1	2-1	2-0				
4th -	Ahead:	45-10	26-6	19-4				
-	Behind:	7-16	2-5	5-11				
-	Tied:	4-0	2-0	2-0				

BOX SCORE BREAKDOWN

PLAYER	POINTS 10+	20+	30+	40+	REBOUNDS 10+	20+	ASSISTS 10+	DBL-DBL	TRPL-DBL	LED CLIPPERS IN... PTS	REB	AST	STL	BLK	MIN	TO	PF
BARNES	32	3	—	—	1	—	—	1	—	1	2	—	15	10	8	7	29
BULLOCK	2	—	—	—	—	—	—	—	—	—	—	—	2	—	—	—	—
CRAWFORD	29	23	—	—	—	—	—	—	—	13	—	—	12	2	1	9	2
CUNNINGHAM	—	—	—	—	—	—	—	—	—	—	—	—	—	—	—	—	1
DAVIS	4	—	—	—	—	—	—	—	—	—	—	—	9	7	—	1	11
DOUGLAS-ROBERTS	—	—	—	—	—	—	—	—	—	—	—	—	—	—	—	—	—
FARMAR	6	—	—	—	—	—	—	—	—	—	—	—	3	3	—	4	2
GRIFFIN	27	29	9	2	15	—	3	18	—	36	3	10	10	6	23	30	19
HAMILTON	2	—	—	—	—	—	—	—	—	—	—	—	—	—	—	—	—
HAWES	13	—	—	—	1	—	—	—	—	1	1	—	3	14	—	7	20
HUDSON	1	—	—	—	—	—	—	—	—	—	—	—	1	—	—	—	—
JONES	—	—	—	—	—	—	—	—	—	—	—	—	—	—	—	—	—
JORDAN	41	7	—	—	62	13	—	47	—	3	77	—	18	60	21	9	30
PAUL	35	35	6	1	2	—	42	40	1	25	1	74	40	4	26	35	17
REDICK	44	23	1	—	—	—	—	—	—	11	—	—	9	—	5	7	7
RIVERS	9	3	—	—	—	—	—	—	—	3	—	—	5	1	—	1	3
ROBINSON	1	—	—	—	—	—	—	—	—	—	—	—	1	—	—	—	—
TURKOGLU	4	—	—	—	—	—	—	—	—	—	—	—	—	—	—	3	3
UDOH	—	—	—	—	—	—	—	—	—	—	—	—	1	—	—	—	—
WILCOX	1	—	—	—	—	—	—	—	—	—	—	—	—	—	—	1	—

GAME-BY-GAME RESULTS

Date	Opponent		Score	Home	Road	Total	High Scoring	High Rebounds	High Assists	Opponent Scoring	Atten.
Oct 30	OKLAHOMA CITY	W	93- 90	1-0	0-0	1-0	Griffin-23	Jordan-10	Paul-7	Jones-32	19,060
Oct 31	@L.A. Lakers	W	118-111	1-0	1-0	2-0	Griffin-39	Jordan-13	Paul-10	Hill-23	18,997
Nov 2	SACRAMENTO	L	92- 98	1-1	1-0	2-1	Griffin-17 Hawes-17	Jordan-9	Paul-11	Cousins-34	19,060
Nov 3	UTAH	W	107-101	2-1	1-0	3-1	Griffin-31	Paul-10	Paul-12	Hayward-27	19,060
Nov 5	@Golden State	L	104-121	2-1	1-1	3-2	Crawford-24	Jordan-13	Paul-12	Curry-28	19,596
Nov 8	PORTLAND	W	106-102	3-1	1-1	4-2	Redick-30	Jordan-14	Paul-11	Lillard-25	19,060
Nov 10	SAN ANTONIO	L	85- 89	3-2	1-1	4-3	Griffin-23	Jordan-13	Paul-9	Leonard-26	19,313
Nov 15	PHOENIX	W	120-107	4-2	1-1	5-3	Paul-32	Jordan-18	Paul-9	Green-26	19,060
Nov 17	CHICAGO	L	89-105	4-3	1-1	5-4	Crawford-24	Jordan-17	Paul-7	Butler-22	19,319
Nov 19	@Orlando	W	114- 90	4-3	2-1	6-4	Crawford-22	Jordan-11	Paul-9	Harris-25	16,034
Nov 20	@Miami	W	110- 93	4-3	3-1	7-4	Paul-26 Griffin-26	Jordan-11	Paul-12	Bosh-28	19,685
Nov 23	@Memphis	L	91-107	4-3	3-2	7-5	Paul-22	Hawes-10	Paul-5	Gasol-30	18,119
Nov 24	@Charlotte	W	113- 92	4-3	4-2	8-5	Paul-22 Griffin-22	Griffin-16	Paul-15	Zeller-17	17,180
Nov 26	@Detroit	W	104- 98	4-3	5-2	9-5	Crawford-25	Jordan-11	Paul-7 Griffin-7	Augustin-19	13,461
Nov 28	@Houston	W	102- 85	4-3	6-2	10-5	Griffin-30	Jordan-13	Paul-7	Harden-16	18,226
Nov 29	@Utah	W	112- 96	4-3	7-2	11-5	Griffin-28	Jordan-12	Paul-10	Hayward-30	18,479
Dec 1	MINNESOTA	W	127-101	5-3	7-2	12-5	Redick-23 Griffin-23	Jordan-13	Paul-8	Muhammad-18	19,060
Dec 3	ORLANDO	W	114- 86	6-3	7-2	13-5	Griffin-21	Jordan-16	Paul-10	Harris-16	19,060
Dec 6	NEW ORLEANS	W	120-100	7-3	7-2	14-5	Griffin-30	Jordan-18	Paul-16	Davis-26	19,060
Dec 8	PHOENIX	W	121-120 (OT)	8-3	7-2	15-5	Griffin-45	Jordan-14	Paul-10	Bledsoe-27	19,060
Dec 10	@Indiana	W	103- 96	8-3	8-2	16-5	Crawford-18	Jordan-19	Paul-15	Miles-30	16,392
Dec 12	@Washington	L	96-104	8-3	8-3	16-6	Paul-19	Jordan-8	Paul-6	Beal-29	17,437
Dec 13	@Milwaukee	L	106-111	8-3	8-4	16-7	Barnes-26	Jordan-15	Griffin-9	Knight-22	16,227
Dec 15	DETROIT	W	113- 91	9-3	8-4	17-7	Griffin-18	Jordan-15	Paul-8	Meeks-20	19,060
Dec 17	INDIANA	W	102-100	10-3	8-4	18-7	Griffin-31	Jordan-23	Paul-9	Miles-17 West-17	19,060
Dec 19	@Denver	L	106-109	10-3	8-5	18-8	Griffin-32	Jordan-14	Paul-15	N. Robinson-20	15,030
Dec 20	MILWAUKEE	W	106-102	11-3	8-5	19-8	Paul-27	Jordan-16	Paul-9	Antetokounmpo-18	19,060
Dec 22	@San Antonio	L	118-125	11-3	8-6	19-9	Paul-25	Jordan-11	Paul-9	Parker-26	18,581
Dec 23	@Atlanta	L	104-107	11-3	8-7	19-10	Griffin-21	Jordan-22	Griffin-11	Carroll-25	19,191
Dec 25	GOLDEN STATE	W	100- 86	12-3	8-7	20-10	Crawford-24	Griffin-15	Griffin-6	Thompson-15	19,540
Dec 27	TORONTO	L	98-110	12-4	8-7	20-11	Redick-23	Jordan-20	Paul-8	Lowry-25	19,335
Dec 29	UTAH	W	101- 97	13-4	8-7	21-11	Griffin-24	Jordan-19	Paul-8	Hayward-22	19,060
Dec 31	NEW YORK	W	99- 78	14-4	8-7	22-11	Redick-20	Jordan-12	Griffin-11	Anthony-19	19,198
Jan 3	PHILADELPHIA	W	127- 91	15-4	8-7	23-11	Paul-24	Jordan-10	Paul-12	Wroten-27	19,060
Jan 5	ATLANTA	L	98-107	15-5	8-7	23-12	Griffin-26	Jordan-16	Paul-10	Millsap-23	19,060
Jan 7	L.A. LAKERS	W	114- 89	16-5	8-7	24-12	Griffin-27	Jordan-13	Paul-11	Clarkson-14	19,487
Jan 10	DALLAS	W	120-100	17-5	8-7	25-12	Griffin-22	Jordan-15	Paul-13	Nowitzki-25	19,060
Jan 11	MIAMI	L	90-104	17-6	8-7	25-13	Griffin-26	Jordan-6 Griffin-6	Paul-9	Bosh-34	19,060
Jan 14	@Portland	W	100- 94	17-6	9-7	26-13	Crawford-25	Jordan-18	Paul-10	Aldridge-37	19,441
Jan 16	CLEVELAND	L	121-126	17-7	9-7	26-14	Griffin-34	Jordan-12	Paul-14	Irving-37	19,380
Jan 17	@Sacramento	W	117-108	17-7	10-7	27-14	Griffin-30	Barnes-10	Paul-9	Thompson-23	16,601
Jan 19	BOSTON	W	102- 93	18-7	10-7	28-14	Griffin-22	Jordan-12	Paul-6 Griffin-6	Bass-17	19,060

GAME-BY-GAME RESULTS

Date	Opponent		Score	Home	Road	Total	High Scoring	High Rebounds	High Assists	Opponent Scoring	Atten.
Jan 22	BROOKLYN	W	123- 84	19-7	10-7	29-14	Griffin-24	Jordan-12	Paul-17	Plumlee-16	19,060
Jan 25	@Phoenix	W	120-100	19-7	11-7	30-14	Paul-23 Griffin-23	Jordan-14	Paul-12	Thomas-25	17,066
Jan 26	DENVER	W	102- 98	20-7	11-7	31-14	Crawford-23	Jordan-12	Griffin-10	Lawson-19	19,060
Jan 28	@Utah	W	94- 89	20-7	12-7	32-14	Paul-21 Crawford-21	Jordan-12	Paul-6	Kanter-21	16,322
Jan 30	@New Orleans	L	103-108	20-7	12-8	32-15	Paul-24	Jordan-15	Paul-7	Gordon-28	17,932
Jan 31	@San Antonio	W	105- 85	20-7	13-8	33-15	Griffin-31	Jordan-19	Paul-6	Leonard-24	18,581
Feb 2	@Brooklyn	L	100-102	20-7	13-9	33-16	Jordan-22	Jordan-20	Paul-8	Lopez-24	16,037
Feb 5	@Cleveland	L	94-105	20-7	13-10	33-17	Griffin-16	Jordan-14	Paul-9	Love-24	20,562
Feb 6	@Toronto	L	107-123	20-7	13-11	33-18	Griffin-26	Barnes-7 Jordan-7	Paul-9 Griffin-9	DeRozan-24	19,800
Feb 8	@Oklahoma City	L	108-131	20-7	13-12	33-19	Crawford-21	Jordan-10	Paul-13	Durant-29	18,203
Feb 9	@Dallas	W	115- 98	20-7	14-12	34-19	Paul-25	Jordan-27	Paul-13	Villanueva-26	20,082
Feb 11	HOUSTON	W	110- 95	21-7	14-12	35-19	Jordan-24	Jordan-20	Paul-12	Brewer-22	19,060
Feb 19	SAN ANTONIO	W	119-115	22-7	14-12	36-19	Jordan-26 Crawford-26	Jordan-18	Paul-16	Duncan-30	19,358
Feb 21	SACRAMENTO	W	126- 99	23-7	14-12	37-19	Rivers-28	Jordan-15	Paul-9	Cousins-21	19,133
Feb 23	MEMPHIS	L	87- 90	23-8	14-12	37-20	Paul-30	Jordan-17	Paul-10	Conley-18	19,161
Feb 25	@Houston	L	105-110	23-8	14-13	37-21	Crawford-24	Jordan-19	Paul-14	Harden-21	18,154
Feb 27	@Memphis	W	97- 79	23-8	15-13	38-21	Paul-19 Crawford-19	Jordan-22	Paul-13	Randolph-20	18,119
Mar 1	@Chicago	W	96- 86	23-8	16-13	39-21	Paul-28	Jordan-26	Paul-12	Mirotic-29	21,680
Mar 2	@Minnesota	W	110-105	23-8	17-13	40-21	Paul-26	Jordan-18	Paul-14	Neal-19	18,239
Mar 4	PORTLAND	L	93- 98 (OT)	23-9	17-13	40-22	Paul-36	Jordan-19	Paul-12	Aldridge-29	19,060
Mar 8	@Golden State	L	98-106	23-9	17-14	40-23	Rivers-22	Jordan-14	Paul-11	Green-23	19,596
Mar 9	MINNESOTA	W	89- 76	24-9	17-14	41-23	Redick-26	Jordan-17	Paul-15	Payne-16	19,060
Mar 11	@Oklahoma City	W	120-108	24-9	18-14	42-23	Paul-33	Jordan-17	Paul-9	Morrow-26	18,203
Mar 13	@Dallas	L	99-129	24-9	18-15	42-24	Redick-17	Jordan-18	Paul-7	Parsons-22	20,444
Mar 15	HOUSTON	L	98-100	24-10	18-15	42-25	Paul-23	Jordan-20	Griffin-8	Harden-34	19,211
Mar 17	CHARLOTTE	W	99- 92	25-10	18-15	43-25	Redick-23	Jordan-14	Paul-8	Jefferson-21	19,060
Mar 18	@Sacramento	W	116-105	25-10	19-15	44-25	Paul-30	Jordan-15	Paul-11	Gay-23	16,785
Mar 20	WASHINGTON	W	113- 99	26-10	19-15	45-25	Paul-30	Jordan-23	Paul-15	Wall-19	19,218
Mar 22	NEW ORLEANS	W	107-100	27-10	19-15	46-25	Paul-23 Griffin-23	Jordan-16	Paul-11	Davis-26	19,299
Mar 25	@New York	W	111- 80	27-10	20-15	47-25	Rivers-21	Jordan-10	Paul-16	Early-18	19,812
Mar 27	@Philadelphia	W	119- 98	27-10	21-15	48-25	Paul-25	Jordan-20	Griffin-8	Noel-30	16,070
Mar 29	@Boston	W	119-106	27-10	22-15	49-25	Redick-27	Jordan-14	Paul-10	Thomas-19	18,624
Mar 31	GOLDEN STATE	L	106-110	27-11	22-15	49-26	Griffin-40	Jordan-15	Paul-9	Curry-27	19,601
Apr 1	@Portland	W	126-122	27-11	23-15	50-26	Paul-41	Jordan-13	Paul-17	Aldridge-29	19,639
Apr 4	@Denver	W	107- 92	27-11	24-15	51-26	Redick-25	Jordan-22	Paul-9	Chandler-17	15,566
Apr 5	@L.A. Lakers	W	106- 78	27-11	25-15	52-26	Griffin-18	Jordan-11	Paul-15	Johnson-16	18,997
Apr 7	L.A. LAKERS	W	105-100	28-11	25-15	53-26	Redick-27 Griffin-27	Jordan-17	Paul-10	Clarkson-20	19,438
Apr 11	MEMPHIS	W	94- 86	29-11	25-15	54-26	Redick-18 Griffin-18	Jordan-16	Paul-14	Randolph-21	19,401
Apr 13	DENVER	W	110-103	30-11	25-15	55-26	Griffin-22	Jordan-21	Paul-9	Chandler-32	19,060
Apr 14	@Phoenix	W	112-101	30-11	26-15	56-26	Paul-22	Jordan-14	Paul-6	Goodwin-18	18,055

TEAM HIGHS AND LOWS

CLIPPERS	HIGHS			LOWS		
POINTS - GAME	127 (2)	1/3/15	vs. PHI	85	1/10/14	vs. SAS
POINTS - HALF	71 (2nd)	4/1/15	vs. POR	36 (1st)	2/2/15	vs. BKN
POINTS - QUARTER	42 (2) (2nd)	2/21/15	vs. SAC	14 (5) (4th)	3/29/15	vs. BOS
POINTS - OVERTIME	9	12/8/14	vs. PHX	6	3/4/15	vs. POR
FG MADE - GAME	49	1/22/15	vs. BKN	32 (2)	12/12/14	vs. WSH
FG MADE - HALF	29 (1st)	1/22/15	vs. BKN	10 (2nd)	3/17/15	vs. CHA
FG MADE - QUARTER	17 (2) (2nd)	2/21/15	vs. SAC	3 (3) (4th)	3/31/15	vs. GSW
FG ATT - GAME	96 (2)	3/4/15	vs. POR	68	11/15/14	vs. PHX
FG ATT - HALF	51 (1st)	1/16/15	vs. CLE	30 (3) (2nd)	3/17/15	vs. CHA
FG ATT - QUARTER	29 (1st)	11/2/14	vs. SAC	12 (3rd)	11/2/14	vs. SAC
FG% - GAME	59.0	1/22/15	vs. BKN	37.5	11/2/14	vs. SAC
FG% - HALF	65.9 (1st)	1/22/15	vs. BKN	27.7 (1st)	12/25/14	vs. GSW
FG% - QUARTER	73.9 (2nd)	2/21/15	vs. SAC	16.7 (1st)	12/25/14	vs. GSW
FT MADE - GAME	38	10/31/14	vs. LAL	5	3/13/15	vs. DAL
FT MADE - HALF	25 (2nd)	10/31/14	vs. LAL	1 (5) (2nd)	3/13/15	vs. DAL
FT MADE - QUARTER	18 (4th)	10/31/14	vs. LAL	0 (26) (4th)	4/5/15	vs. LAL
FT ATT - GAME	52	2/19/15	vs. SAS	10	11/24/14	vs. CHA
FT ATT - HALF	30 (2nd)	1/16/15	vs. CLE	1 (2nd)	12/27/14	vs. TOR
FT ATT - QUARTER	27 (4th)	2/19/15	vs. SAS	0 (19) (4th)	4/5/15	vs. LAL
FT% - GAME	94.7 (2)	1/14/15	vs. POR	32.0	2/2/15	vs. BKN
FT% - HALF	100.0 (13) (1st)	4/1/15	vs. POR	18.2 (1st)	2/2/15	vs. BKN
FT% - QUARTER	100.0 (69) (1st)	4/14/15	vs. PHX	00.0 (27) (4th)	4/5/15	vs. LAL
3-FG MADE - GAME	17 (2)	3/18/15	vs. SAC	3	12/19/14	vs. DEN
3-FG MADE - HALF	11 (2) (1st)	3/20/15	vs. WSH	1 (7) (2nd)	3/20/15	vs. WSH
3-FG MADE - QUARTER	8 (4th)	3/18/15	vs. SAC	0 (23) (2nd)	4/13/15	vs. DEN
3-FG ATT - GAME	38	4/14/15	vs. PHX	12	11/8/14	vs. POR
3-FG ATT - HALF	22 (2nd)-	4/14/15	vs. PHX	3 (1st)	11/8/14	vs. POR
3-FG ATT - QUARTER	13 (2) (4th)	2/21/15	vs. SAC	1 (3) (3rd)	3/20/15	vs. WSH
REBOUNDS - GAME	56 (2)	3/27/15	vs. PHI	27	1/11/15	vs. MIA
REBOUNDS - HALF	34 (1st)	3/29/15	vs. BOS	11 (1st)	1/11/15	vs. MIA
REBOUNDS - QUARTER	20 (4th)	2/11/15	vs. HOU	3 (2nd)	12/6/14	vs. NOP
OFF. REB. - GAME	17 (2)	2/9/15	vs. DAL	2	11/19/14	vs. ORL
OFF. REB. - HALF	11 (3) (1st)	3/1/15	vs. CHI	0 (2nd)	3/25/15	vs. NYK
DEF. REB. - GAME	48	3/27/15	vs. PHI	19	10/30/14	vs. OKC
DEF. REB. - HALF	26 (1st)	3/27/15	vs. PHI	8 (4) (2nd)	3/11/15	vs. DAL
ASSISTS - GAME	41	1/22/15	vs. BKN	13	1/28/15	vs. UTH
ASSISTS - HALF	24 (1st)	1/22/15	vs. BKN	3 (2nd)	1/28/15	vs. UTH
ASSISTS - QUARTER	13 (1st)	1/22/15	vs. BKN	1 (9) (4th)	3/31/15	vs. GSW
STEALS - GAME	14	12/19/14	vs. DEN	1	2/25/15	vs. HOU
STEALS - HALF	10 (1st)	12/19/14	vs. DEN	0 (5) (2nd)	3/17/15	vs. CHA
STEALS - QUARTER	7 (4th)	1/3/15	vs. PHI	0 (42) (4th)	4/7/15	vs. LAL
BLOCKS - GAME	12 (3)	3/1/15	vs. CHI	0	11/20/14	vs. MIA
BLOCKS - HALF	8 (3) (2nd)	3/1/15	vs. CHI	0 (14) (1st)	4/5/15	vs. LAL
BLOCKS - QUARTER	7 (2nd)	11/15/14	vs. PHX	0 (99) (4th)	4/14/15	vs. PHX
TURNOVERS - GAME	21 (2)	1/5/15	vs. ATL	5 (2)	1/30/15	vs. NOP
TURNOVERS - HALF	14 (2nd)	1/5/15	vs. ATL	1 (2nd)	1/30/15	vs. NOP
PERS. FOULS - GAME	30	3/15/15	vs. HOU	13	12/31/14	vs. NYK
PERS. FOULS - HALF	18 (3) (2nd)	2/21/15	vs. SAC	1 (1st)	11/5/14	vs. GSW
POINTS IN THE PAINT	56 (3)	2/19/15	vs. SAS	18	12/29/14	vs. UTH
2ND CHANCE POINTS	25	3/22/15	vs. NOP	2	11/3/14	vs. UTH
FAST BREAK POINTS	32	1/16/15	vs. CLE	2 (2)	4/4/15	vs. DEN
VICTORY MARGIN (H)	39	1/22/15	vs. BKN	1	12/8/14	vs. PHX
VICTORY MARGIN (A)	31	3/25/15	vs. NYK	4	4/1/15	vs. POR
MARGIN OF DEFEAT (H)	16	11/17/14	vs. CHI	2	3/15/15	vs. HOU
MARGIN OF DEFEAT (A)	30	3/13/15	vs. DAL	2	2/2/15	vs. BKN

OPPONENT HIGHS AND LOWS

OPPONENTS	HIGHS			LOWS		
POINTS - GAME	131	2/8/15	vs. OKC	76	3/9/15	vs. MIN
POINTS - HALF	72 (1st)	12/22/14	vs. SAS	33 (1st)	3/25/15	vs. NYK
POINTS - QUARTER	41 (2nd)	1/25/15	vs. PHX	11 (4th)	2/5/15	vs. CLE
POINTS - OVERTIME	11	3/4/15	vs. POR	8	12/8/14	vs. PHX
FG MADE - GAME	51	3/13/15	vs. DAL	27	3/1/15	vs. CHI
FG MADE - HALF	30 (1st)	12/22/14	vs. SAS	7 (2nd)	2/5/15	vs. CLE
FG MADE - QUARTER	16 (2nd)	3/13/15	vs. DAL	1 (4th)	3/2/15	vs. MIN
FG ATT - GAME	101	4/13/15	vs. DEN	65	10/30/14	vs. OKC
FG ATT - HALF	58 (1st)	4/13/15	vs. DEN	29 (2nd)	10/30/14	vs. OKC
FG ATT - QUARTER	30 (2nd)	4/13/15	vs. DEN	12 (3rd)	10/30/14	vs. OKC
FG% - GAME	63.6	12/22/14	vs. SAS	31.0	3/1/15	vs. CHI
FG% - HALF	75.0 (1st)	12/22/14	vs. SAS	27.8 (1st)	3/25/15	vs. NYK
FG% - QUARTER	76.5 (4th)	3/13/15	vs. DAL	07.1 (4th)	3/2/15	vs. MIN
FT MADE - GAME	35 (2)	2/21/15	vs. SAC	8 (2)	2/2/15	vs. BKN
FT MADE - HALF	24 (2nd)	2/5/15	vs. CLE	0 (1st)	2/2/15	vs. BKN
FT MADE - QUARTER	17 (3rd)	2/5/15	vs. CLE	0 (20) (1st)	4/14/15	vs. PHX
FT ATT - GAME	46	2/21/15	vs. SAC	15 (5)	2/27/15	vs. MEM
FT ATT - HALF	29 (2nd)	2/21/15	vs. SAC	1 (1st)	1/26/15	vs. DEN
FT ATT - QUARTER	20 (3rd)	2/5/15	vs. CLE	0 (9) (1st)	3/29/15	vs. BOS
FT% - GAME	100.0	11/5/14	vs. GSW	44.4	2/2/15	vs. BKN
FT% - HALF	100.0 (10) (1st)	4/13/15	vs. DEN	00.0 (1st)	2/2/15	vs. BKN
FT% - QUARTER	100.0 (69) (2nd)	4/14/15	vs.PHX	00.0 (22) (1st)	4/14/15	vs. PHX
3-FG MADE - GAME	17	2/25/15	vs. HOU	2 (5)	4/11/15	vs. MEM
3-FG MADE - HALF	10 (2) (1st)	3/11/15	vs. OKC	0 (4) (1st)	3/9/15	vs. MIN
3-FG MADE - QUARTER	6 (4) (4th)	3/13/15	vs. DAL	0 (46) (4th)	4/11/15	vs. MEM
3-FG ATT - GAME	45	2/11/15	vs. HOU	8	3/9/15	vs. MIN
3-FG ATT - HALF	25 (2) (2nd)	2/25/15	vs. HOU	2 (1st)	12/13/14	vs. MIL
3-FG ATT - QUARTER	14 (2) (3rd)	2/25/15	vs. HOU	1 (11) (2nd)	4/11/15	vs. MEM
REBOUNDS - GAME	61	3/4/15	vs. POR	30	11/20/14	vs. MIA
REBOUNDS - HALF	33 (1st)	2/8/15	vs. OKC	11 (2nd)	11/24/14	vs. CHA
REBOUNDS - QUARTER	20 (3rd)	1/14/15	vs. POR	4 (3) (3rd)	2/19/15	vs. SAS
OFF. REB. - GAME	25	4/13/15	vs. DEN	2	12/22/14	vs. SAS
OFF. REB. - HALF	13 (4) (2nd)	4/13/15	vs. DEN	0 (1st)	12/8/14	vs. PHX
DEF. REB. - GAME	51	3/4/15	vs. POR	24 (2)	12/15/14	vs. DET
DEF. REB. - HALF	24 (2nd)	3/4/15	vs. POR	9 (2) (2nd)	12/19/14	vs. DEN
ASSISTS - GAME	37	12/22/14	vs. SAS	11	11/20/14	vs. MIA
ASSISTS - HALF	20 (2) (1st)	12/22/14	vs. SAS	5 (4) (2nd)	4/13/15	vs. DEN
ASSISTS - QUARTER	12 (2) (1st)	12/1/14	vs. MIN	1 (2) (4th)	3/2/15	vs. MIN
STEALS - GAME	13 (2)	3/8/15	vs. GSW	2 (5)	4/7/15	vs. LAL
STEALS - HALF	10 (2nd)	3/8/15	vs. GSW	0 (6) (2nd)	4/13/15	vs. DEN
STEALS - QUARTER	6 (2) (1st)	12/15/14	vs. DET	0 (57) (2nd)	4/14/15	vs. PHX
BLOCKS - GAME	11	11/2/14	vs. SAC	0 (3)	4/13/15	vs. DEN
BLOCKS - HALF	9 (1st)	11/2/14	vs. SAC	0 (31) (2nd)	4/13/15	vs. DEN
BLOCKS - QUARTER	7 (1st)	11/2/14	vs. SAC	0 (154) (3rd)	4/14/15	vs. PHX
TURNOVERS - GAME	27	10/30/14	vs. OKC	5	11/24/14	vs. CHA
TURNOVERS - HALF	14 (2) (1st)	3/25/15	vs. NYK	1 (1st)	3/2/15	vs. MIN
PERS. FOULS - GAME	35	10/31/14	vs. LAL	13	2/23/15	vs. MEM
PERS. FOULS - HALF	21 (2nd)	1/16/15	vs. CLE	4 (1st)	4/1/15	vs. POR
POINTS IN THE PAINT	54 (2)	2/8/15	vs. OKC	18	3/25/15	vs. NYK
2ND CHANCE POINTS	27 (2)	4/13/15	vs. DEN	1	1/25/15	vs. PHX
FAST BREAK POINTS	33	2/8/15	vs. OKC	0	3/25/15	vs. NYK

INDIVIDUAL HIGHS

PLAYER	MINUTES	FIELD GOALS	FREE THROWS	REBOUNDS OFFENSIVE	REBOUNDS DEFENSIVE	REBOUNDS TOTAL	ASSISTS	STEALS	TURNOVERS	BLOCKED SHOTS	POINTS
MATT BARNES	41 JAN. 28 at Utah	10 (2) JAN. 17 at Sac.	4 (4) MAR. 27 at Phil.	3 (2) APR. 14 at Phoe.	8 (2) FEB. 11 vs Hou.	10 JAN. 17 at Sac.	5 (2) FEB. 21 vs Sac.	4 (2) MAR. 27 at Phil.	5 DEC. 12 at Wash.	4C MAR. 1 at Chi.	26 (2) JAN. 17 at Sac.
REGGIE BULLOCK	19 (2) JAN. 3 vs Phil.	4 NOV. 3 vs Utah	2T NOV. 26 at Det.	—	5C DEC. 31 vs N.Y.	5T DEC. 31 vs N.Y.	2T JAN. 3 vs Phil.	2T(3) JAN. 3 vs Phil.	1T(6) JAN. 10 vs Dall.	1T(2) DEC. 22 at S.A.	12 NOV. 3 vs Utah
JAMAL CRAWFORD	40 JAN. 28 at Utah	10 (4) FEB. 25 at Hou.	10 FEB. 6 at Tor.	3 FEB. 2 at Brk.	7 DEC. 25 vs G.S.	7 (2) DEC. 25 vs G.S.	9 NOV. 20 at Miami	3 (3) APR. 14 at Phoe.	4 (4) JAN. 11 vs Miami	2 (3) FEB. 27 at Mem.	26 FEB. 19 vs S.A.
JARED CUNNINGHAM	12 DEC. 1 vs Minn.	2T(3) DEC. 27 vs Tor.	3 DEC. 1 vs Minn.	1T DEC. 1 vs Minn.	1 (8) JAN. 3 vs Phil.	2T DEC. 1 vs Minn.	2T(3) DEC. 3 vs Orl.	1T(3) JAN. 3 vs Phil.	2C(2) DEC. 3 vs Orl.	—	8T DEC. 1 vs Minn.
GLEN DAVIS	25 MAR. 2 at Minn.	5 (2) MAR. 11 at OKC.	7 APR. 13 vs Den.	4 FEB. 25 at Hou.	7 FEB. 21 vs Sac.	8 FEB. 21 vs Sac.	3 (3) MAR. 17 vs Cha.	4T DEC. 22 at S.A.	2 (4) APR. 14 at Phoe.	3T FEB. 21 vs Sac.	12 (2) MAR. 11 at OKC.
CHRIS DOUGLAS -ROBERTS	23 DEC. 15 vs Det.	3 DEC. 15 vs Det.	2 (4) DEC. 15 vs Det.	1 OCT. 30 vs OKC.	3 DEC. 15 vs Det.	3 (2) DEC. 15 vs Det.	1 (4) JAN. 10 vs Dall.	1 DEC. 19 at Den.	—	—	9 DEC. 15 vs Det.
JORDAN FARMAR	23 (2) DEC. 15 vs Det.	6 DEC. 15 vs Det.	4 NOV. 3 vs Utah	2 (2) DEC. 22 at S.A.	4 DEC. 1 vs Minn.	5 DEC. 1 vs Minn.	7 DEC. 1 vs Minn.	3 (2) JAN. 3 vs Phil.	5 NOV. 20 at Miami	2T DEC. 27 vs Tor.	15 DEC. 15 vs Det.
BLAKE GRIFFIN	43 (2) MAR. 31 vs G.S.	16 MAR. 31 vs G.S.	15 DEC. 8 vs Phoe.	6 DEC. 17 vs Ind.	12 (2) JAN. 31 at S.A.	16 (2) DEC. 17 vs Ind.	11T(2) DEC. 31 vs N.Y.	3 (4) MAR. 17 vs Cha.	6 DEC. 29 vs Utah	3 (2) MAR. 31 vs G.S.	45 DEC. 8 vs Phoe.
JORDAN HAMILTON Utah-LA-C	26 MAR. 2 at Minn.	4 (2) MAR. 13 at Dall.	—	1 (2) APR. 5 at LA-L	3 (2) MAR. 25 at N.Y.	3 (3) MAR. 25 at N.Y.	3 MAR. 25 at N.Y.	1 (2) APR. 14 at Phoe.	3 MAR. 8 at G.S.	—	11 MAR. 13 at Dall.
JORDAN HAMILTON LA-C	26 MAR. 2 at Minn.	4 (2) MAR. 13 at Dall.	—	1 (2) APR. 5 at LA-L	3 (2) MAR. 25 at N.Y.	3 (3) MAR. 25 at N.Y.	3 MAR. 25 at N.Y.	1 (2) APR. 14 at Phoe.	3 MAR. 8 at G.S.	—	11 MAR. 13 at Dall.
SPENCER HAWES	35 FEB. 8 at OKC.	7 FEB. 8 at OKC.	6 NOV. 2 vs Sac.	3 NOV. 5 at G.S.	8 (4) MAR. 27 at Phil.	10 NOV. 23 at Mem.	5 MAR. 13 at Dall.	3 JAN. 31 at S.A.	4 (4) APR. 5 at LA-L	4 NOV. 19 at Orl.	17 (2) FEB. 8 at OKC.
LESTER HUDSON	21 APR. 14 at Phoe.	4 APR. 14 at Phoe.	2 APR. 4 at Den.	1 APR. 14 at Phoe.	3 (2) APR. 5 at LA-L	3 (2) APR. 5 at LA-L	3 APR. 14 at Phoe.	3T APR. 4 at Den.	1 (3) APR. 14 at Phoe.	1T APR. 14 at Phoe.	11 APR. 14 at Phoe.
DAHNTAY JONES	21 FEB. 5 at Clev.	2 FEB. 5 at Clev.	3 FEB. 21 vs Sac.	1 FEB. 9 at Dall.	2 (2) APR. 5 at LA-L	2 (2) APR. 5 at LA-L	1 (2) FEB. 8 at OKC.	1 (3) FEB. 21 vs Sac.	1 FEB. 5 at Clev.	—	5 FEB. 5 at Clev.
DEANDRE JORDAN	45C MAR. 4 vs Port.	10 (2) MAR. 9 vs Minn.	12C(2) MAR. 11 at OKC.	11C(2) FEB. 9 at Dall.	20C MAR. 1 at Chi.	27C FEB. 9 at Dall.	3 (7) APR. 13 vs Den.	5C NOV. 8 vs Port.	4 (5) MAR. 15 vs Hou.	7 NOV. 15 vs Phoe.	26C FEB. 19 vs S.A.
CHRIS PAUL	43 DEC. 8 vs Phoe.	14 MAR. 4 vs Port.	12 MAR. 31 vs G.S.	4T JAN. 16 vs Clev.	10 (2) NOV. 10 vs S.A.	10 (2) NOV. 10 vs S.A.	17 (2) APR. 1 at Port.	5 (4) MAR. 13 at Dall.	6 (2) DEC. 13 at Milw.	2T(2) FEB. 23 vs Mem.	41 APR. 1 at Port.
J.J. REDICK	47C MAR. 4 vs Port.	11T(3) MAR. 29 at Bos.	10T MAR. 11 at OKC.	2 (4) MAR. 4 vs Port.	8C APR. 1 at Port.	8C(2) APR. 1 at Port.	7 MAR. 11 at OKC.	3 MAR. 11 at OKC.	5 JAN. 5 vs Atl.	2T FEB. 27 at Mem.	30 NOV. 8 vs Port.
AUSTIN RIVERS N.O.-Bos.-LA-C	35 DEC. 18 at Hou.	11C FEB. 21 vs Sac.	11C DEC. 20 vs Port.	3T FEB. 5 at Clev.	5 (3) MAR. 29 at Bos.	6 (2) MAR. 4 vs Port.	6 (4) MAR. 9 vs Minn.	4T FEB. 6 at Tor.	4T MAR. 8 at G.S.	1T(14) MAR. 31 vs G.S.	28C FEB. 21 vs Sac.
AUSTIN RIVERS LA-C	35 FEB. 6 at Tor.	11C FEB. 21 vs Sac.	11C MAR. 8 at G.S.	3T FEB. 5 at Clev.	5 (3) MAR. 29 at Bos.	6 (2) MAR. 4 vs Port.	6 (4) MAR. 9 vs Minn.	4T FEB. 6 at Tor.	4T MAR. 8 at G.S.	1T(14) MAR. 31 vs G.S.	28C FEB. 21 vs Sac.
NATE ROBINSON Den.-Bos.-LA-C	26 (2) JAN. 7 vs Orl.	6 (3) DEC. 30 vs LA-L	10 JAN. 7 vs Orl.	2 (4) MAR. 9 vs Minn.	4 DEC. 19 vs LA-C	5 (2) MAR. 9 vs Minn.	7 (2) JAN. 9 at Sac.	3 MAR. 22 vs N.O.	2 (4) MAR. 20 vs Wash.	2 DEC. 30 vs LA-L	20 DEC. 19 vs LA-C
NATE ROBINSON LA-C	21 MAR. 17. vs Cha	4. MAR. 17 vs Cha	2(2) MAR.17 vs Cha.	2 MAR. 9 vs Minn.	3 MAR. 9 vs Minn.	5 MAR. 9 vs Minn.	3(4) MAR.22 vs N.O.	3 MAR. 22 vs N.O.	2 (2) MAR. 20 vs Wash.	—	12 MAR. 17 vs Cha.
HEDO TURKOGLU	37 MAR. 4 vs Port.	7 MAR. 18 at Sac.	3 APR. 14 at Phoe.	1 (5) JAN. 28 at Utah	8 MAR. 4 vs Port.	8 MAR. 4 vs Port.	4 MAR. 4 vs Port.	2 (2) MAR. 9 vs Minn.	3 NOV. 26 at Det.	1 (7) APR. 4 at Den.	19 MAR. 18 at Sac.
EKPE UDOH	9 (2) FEB. 8 at OKC.	2 (3) APR. 5 at LA-L	2 (3) FEB. 21 vs Sac.	2 JAN. 22 vs Brk.	4 FEB. 21 vs Sac.	4 FEB. 21 vs Sac.	2 JAN. 22 vs Brk.	2 FEB. 5 at Clev.	1 (7) APR. 4 at Den.	2 FEB. 21 vs Sac.	4 (4) APR. 5 at LA-L
C.J. WILCOX	17C FEB. 5 at Clev.	4C FEB. 8 at OKC.	1C(2) FEB. 8 at OKC.	1C FEB. 21 vs Sac.	2C MAR. 29 at Bos.	2C(2) MAR. 29 at Bos.	2C(2) FEB. 21 vs Sac.	1C(3) MAR. 25 at N.Y.	2C(2) MAR. 25 at N.Y.	1C MAR. 25 at N.Y.	10C FEB. 8 at OKC.
CLIPPERS HIGH GAMES	265 (2) MAR. 4 vs Port.	49 JAN. 22 vs Brk.	38 OCT. 31 at LA-L	17 (2) FEB. 9 at Dall.	48 MAR. 27 at Phil.	56 (2) MAR. 27 at Phil.	41 JAN. 22 vs Brk.	14 DEC. 19 at Den.	21 (2) JAN. 5 vs Atl.	12 (3) MAR. 1 at Chi.	127 (2) JAN. 3 vs Phil.
CLIPPERS LOW GAMES	240 (80) APR. 14 at Phoe.	32 (2) DEC. 12 at Wash.	5 MAR. 13 at Dall.	2 NOV. 19 at Orl.	19 OCT. 30 vs OKC.	27 JAN. 11 vs Miami	13 JAN. 28 at Utah	1 FEB. 25 at Hou.	5 (2) JAN. 30 at N.O.	0 NOV. 20 at Miami	85 NOV. 10 vs S.A.
OPPONENTS HIGH GAMES	265 (2) MAR. 4 vs Port.	51 MAR. 13 at Dall.	35 (2) FEB. 21 vs Sac.	25 APR. 13 vs Den.	51 MAR. 4 vs Port.	61 MAR. 4 vs Port.	37 DEC. 22 at S.A.	13 (2) MAR. 8 at G.S.	27 OCT. 30 vs OKC.	11 NOV. 2 vs Sac.	131 FEB. 8 at OKC.
OPPONENTS LOW GAMES	240 (80) APR. 14 at Phoe.	27 MAR. 1 at Chi.	8 (2) FEB. 2 at Brk.	2 DEC. 22 at S.A.	24 (2) DEC. 15 vs Det.	30 NOV. 20 at Miami	11 NOV. 20 at Miami	2 (5) APR. 7 vs LA-L	5 NOV. 24 at Cha.	0 (3) APR. 13 vs Den.	76 MAR. 9 vs Minn.

"C" indicates a new career-high, "T" a tied career-high.
Numbers in parentheses indicate the number of games in which a player or team has reached a given total (if more than one).

CLIPPERS' RECORD WHEN THEY

	HOME	ROAD	OVERALL
Led after the 1st quarter	19-7	22-3	41-10
Trailed after the 1st quarter	7-4	3-11	10-15
Tied after the 1st quarter	4-0	1-1	5-1
Led after the 2nd quarter	21-8	19-3	40-11
Trailed after the 2nd quarter	7-2	5-12	12-14
Tied after the 2nd quarter	2-1	2-0	4-1
Led after the 3rd quarter	26-6	19-5	45-11
Trailed after the 3rd quarter	2-5	5-10	7-15
Tied after the 3rd quarter	2-0	2-0	4-0
Shot equal or higher FG% than opp	22-4	24-2	46-6
Shot a lower FG% than opp	8-7	2-13	10-20
Shot a 50% FG or better	11-0	9-2	20-2
Shot between 40-49%	16-9	17-13	33-22
Shot under 40%	3-2	0-0	3-2
Made equal or more 3PT than opp.	21-7	21-3	42-10
Made fewer 3PT than opp.	9-4	5-12	14-16
Attempted equal or more FT than opp. 18-2	10-6	28-8	
Attempted fewer FT than opp.	12-9	16-9	28-18
Have equal or more rebounds	19-4	16-6	35-10
Opponent outrebounds Clippers	11-7	10-9	21-16
Have equal or more assists	20-6	20-4	40-10
Opponent records more assists	10-5	6-11	16-16
Have equal or more turnovers	13-8	9-5	22-13
Have fewer turnovers than opp	17-3	17-10	34-13
Clippers score less than 80 points	0-0	0-0	0-0
Clippers score 80-89 points	1-3	0-0	1-3
Clippers score 90-99 points	4-6	3-5	7-11
Clippers score 100-109 points	10-1	7-9	17-10
Clippers score 110-119 points	7-0	13-1	20-1
Clippers score 120+ points	8-1	3-0	11-1
Opp score less than 80 points	2-0	2-0	4-0
Opp score 80-89 points	5-1	5-0	10-1
Opp score 90-99 points	10-3	10-0	20-3
Opp score 100-109 points	11-4	7-8	18-12
Opp score 110-119 points	1-2	1-2	2-4
Opp score 120+ points	1-1	1-5	2-6
6 or more Clips in double figures	7-2	9-2	16-4
5 Clips in double figures	13-1	10-8	23-9
4 Clips in double figures	8-4	7-5	15-9
3 or less Clips in double figures	2-4	0-0	2-4
Outscore opponents bench	11-4	9-5	20-9
Outscored by opponents bench	19-7	17-10	36-17
Tied opponents bench	0-0	0-0	0-0
vs. teams .500+ (Day of game)	11-9	10-12	21-21
vs. teams sub .500 (Day of game)	19-2	16-3	35-5
Lawler's Law (First to 100 wins)	30-2	37-1	67-3

CLIPPERS TOP PERFORMANCES

POINTS

INDIVIDUAL	45	Blake Griffin	vs.	Phoenix	12/8/14
	41	Chris Paul	at	Portland	4/1/15
	40	Blake Griffin	vs.	Golden State	3/31/15
	39	Blake Griffin	at	L.A. Lakers	10/31/14
	36	Chris Paul	vs.	Portland	3/4/15
TEAM	127	2 times, most recent:	vs.	Philadelphia	1/3/15
	126	2 times, most recent:	at	Portland	4/1/15

FIELD GOALS MADE

INDIVIDUAL	16	Blake Griffin	vs.	Golden State	3/31/15
	14	4 times, most recent by: Chris Paul	vs.	Portland	3/4/15
	13	5 times, most recent by: Chris Paul	at	Portland	4/1/15
TEAM	49		vs.	Brooklyn	1/22/15
	46	4 times, most recent:	at	Portland	4/1/15
	45	4 times, most recent:	vs.	Washington	3/20/15

FIELD GOALS ATTEMPTED

INDIVIDUAL	29	Chris Paul	vs.	Portland	3/4/15
	27	2 times, most recent by: J.J. Redick	vs.	Portland	3/4/15
TEAM	96		vs.	Portland	3/4/15
	96		vs.	Phoenix	12/8/14
	95		vs.	Sacramento	2/21/15

3-POINT FIELD GOALS MADE

INDIVIDUAL	7	J.J. Redick	at	Sacramento	3/18/15
	6	3 times, most recent by: Chris Paul	at	Phoenix	4/14/15
	5	16 times, most recent by: C. Paul & J. Redick	at	Portland	4/1/15
TEAM	17	2 times, most recent:	at	Sacramento	3/18/15
	15	8 times, most recent:	at	Phoenix	4/14/15

3-POINT FIELD GOALS ATTEMPTED

INDIVIDUAL	13	Matt Barnes	at	Boston	3/29/15
	12	2 times, most recent by: J.J. Redick	at	Sacramento	3/18/15
TEAM	38		at	Phoenix	4/14/15
	37	2 times, most recent:	at	Sacramento	3/18/15

FREE THROWS MADE

INDIVIDUAL	15	Blake Griffin	vs.	Phoenix	12/8/14
	14	2 times, most recent by: Blake Griffin	vs.	Atlanta	1/5/15
TEAM	38		at	L.A. Lakers	10/31/14
	35		at	Oklahoma City	3/11/15
	34		vs.	Phoenix	11/15/14

FREE THROWS ATTEMPTED

INDIVIDUAL	28	DeAndre Jordan	vs.	Sacramento	2/21/15
	26	DeAndre Jordan	vs.	Houston	2/11/15
	22	DeAndre Jordan	at	Oklahoma City	3/11/15
TEAM	52		vs.	San Antonio	2/19/15
	47		at	Oklahoma City	3/11/15
	45	2 times, most recent:	vs.	Houston	2/11/15

CLIPPERS TOP PERFORMANCES

TOTAL REBOUNDS

INDIVIDUAL	27	DeAndre Jordan	at	Dallas	2/9/15
	26	DeAndre Jordan	at	Chicago	3/1/15
	23	2 times, most recently by: DeAndre Jordan	vs.	Washington	3/20/15
TEAM	56	2 times, most recent:	at	Philadelphia	3/27/15
	55		at	Chicago	3/1/15

OFFENSIVE REBOUNDS

INDIVIDUAL	11	2 times, most recent by: DeAndre Jordan	at	Dallas	2/9/15
	9	2 times, most recent by: DeAndre Jordan	at	Dallas	3/13/15
TEAM	17	2 times, most recent:	at	Dallas	2/9/15
	16	3 times, most recent:	vs.	New Orleans	3/22/15

DEFENSIVE REBOUNDS

INDIVIDUAL	20	DeAndre Jordan	at	Chicago	3/1/15
	17	DeAndre Jordan	vs.	Houston	3/15/15
TEAM	48		at	Philadelphia	3/27/15
	45		vs.	New York	12/31/14

ASSISTS

INDIVIDUAL	17	2 times, most recent by: Chris Paul	at	Portland	4/1/15
	16	3 times, most recent by: Chris Paul	at	New York	3/25/15
TEAM	41		vs.	Brooklyn	1/22/15
	35		vs.	Detroit	12/15/14

STEALS

INDIVIDUAL	5	5 times, most recent by: Chris Paul	at	Dallas	3/13/15
	4	12 times, most recent by: DeAndre Jordan	at	L.A. Lakers	4/5/15
TEAM	14		at	Denver	12/19/14
	13	2 times, most recent:	vs.	Houston	2/11/15

BLOCKED SHOTS

INDIVIDUAL	7	DeAndre Jordan	vs.	Phoenix	11/15/14
	6	DeAndre Jordan	vs.	Boston	1/19/15
	5	3 times, most recent by: DeAndre Jordan	at	New York	3/25/15
TEAM	12	3 times, most recent:	at	Chicago	3/1/15
	11		vs.	Sacramento	2/21/15
	10	3 times, most recent	at	Memphis	2/27/15

TURNOVERS

INDIVIDUAL	6	3 times, most recent by: Blake Griffin	vs.	Utah	12/29/14
	5	16 times, most recent by: Blake Griffin	vs.	Memphis	4/11/15
TEAM	21	2 times, most recent:	vs.	Atlanta	1/5/15
	20		vs.	Houston	3/15/15
	18	3 times, most recent:	at	Golden State	3/8/15

2014-15 REVIEW

OPPONENTS TOP PERFORMANCES

POINTS

INDIVIDUAL	37	2 times, most recent by: Kyrie Irving	vs.	Cleveland	1/16/15
	34	3 times, most recent by: James Harden	vs.	Houston	3/15/15
	32	3 times, most recent by: Wilson Chandler	vs.	Denver	4/13/15
TEAM	131		at	Oklahoma City	2/8/15
	129		at	Dallas	3/13/15
	126		vs.	Cleveland	1/16/15

FIELD GOALS MADE

INDIVIDUAL	15	DeMarcus Cousins	vs.	Sacramento	11/2/14
	14	LaMarcus Aldridge	at	Portland	1/14/15
	13	2 times, most recently by: Chris Bosh	vs.	Miami	1/11/15
TEAM	51		at	Dallas	3/13/15
	49		at	San Antonio	12/22/14
	46	2 times, most recent:	at	Oklahoma City	2/8/15

FIELD GOALS ATTEMPTED

INDIVIDUAL	30	LaMarcus Aldridge	vs.	Portland	3/4/15
	28	LaMarcus Aldridge	at	Portland	1/14/15
	23	4 times, most recently by: Wilson Chandler	vs.	Denver	4/13/15
TEAM	101		vs.	Denver	4/13/15
	99		vs.	Phoenix	11/15/14
	93		at	Boston	3/29/15

3-POINT FIELD GOALS MADE

INDIVIDUAL	7	C.J. Miles	at	Indiana	12/10/14
	6	2 times, most recently by: Wilson Chandler	vs.	Denver	4/13/15
TEAM	17		at	Houston	2/25/15
	16	2 times, most recent:	at	Dallas	3/13/15

3-POINT FIELD GOALS ATTEMPTED

INDIVIDUAL	14	C.J. Miles	at	Indiana	12/10/14
	12	2 times, most recently by: Randy Foye	vs.	Denver	4/13/15
	11	Ryan Anderson	at	New Orleans	1/30/15
TEAM	45		vs.	Houston	2/11/15
	44		at	Houston	2/25/15
	37	2 times, most recent:	vs.	Phoenix 12/8/14	

FREE THROWS MADE

INDIVIDUAL	17	James Harden	vs.	Houston	3/15/15
	12	DeMar DeRozan	at	Toronto	2/6/15
	11	2 times, most recently by: Rudy Gay	at	Sacramento	3/18/15
TEAM	35	2 times, most recent:	vs.	Sacramento	2/21/15
	31		at	Oklahoma City	2/8/15
	30	2 times, most recent:	at	Oklahoma City	3/11/15

FREE THROWS ATTEMPTED

INDIVIDUAL	18	James Harden	vs.	Houston	3/15/15
	14	Joakim Noah	at	Chicago	3/1/15
	13	3 times, most recently by: Russell Westbrook	at	Oklahoma City	3/11/15
TEAM	46		vs.	Sacramento	2/21/15
	44		at	Cleveland	2/5/15
	40		vs.	Minnesota	12/1/14

OPPONENTS TOP PERFORMANCES

TOTAL REBOUNDS

INDIVIDUAL	22	Jason Thompson	at	Sacramento	1/17/15
	18	Damian Lillard	vs.	Portland	3/4/15
	17	3 times, most recently by: Kenneth Faried	vs.	Denver	4/13/15
TEAM	61		vs.	Portland	3/4/15
	58		vs.	Denver	4/13/15
	55		vs.	Sacramento	2/21/15

OFFENSIVE REBOUNDS

INDIVIDUAL	11	Kenneth Faried	vs.	Denver	4/13/15
	8	2 times, most recently by: Lavoy Allen	vs.	Indiana	12/17/14
	7	3 times, most recently by: Josh Smith	vs.	Houston	2/11/15
	6	9 times, most recently by: Tyson Chandler	at	Dallas	3/13/15
TEAM	25		vs.	Denver	4/13/15
	22		at	Sacramento	1/17/15
	18		vs.	Utah	12/29/14

DEFENSIVE REBOUNDS

INDIVIDUAL	17	Damian Lillard	vs.	Portland	3/4/15
	15	Jason Thompson	at	Sacramento	1/17/15
	14	Omri Casspi	vs.	Sacramento	2/21/15
	13	2 times, most recently by: Nikola Vucevic	at	Orlando	11/19/14
TEAM	51		vs.	Portland	3/4/15
	41		vs.	Sacramento	2/21/15
	40		at	Memphis	11/23/14

ASSISTS

INDIVIDUAL	16	Eric Bledsoe	vs.	Phoenix	12/8/14
	14	Ty Lawson	at	Denver	12/19/15
	13	Tony Parker	vs.	San Antonio	2/19/15
	12	2 times, most recently by: Ricky Rubio	vs.	Minnesota	3/9/15
TEAM	37		at	San Antonio	12/22/14
	34		vs.	San Antonio	2/19/15
	32		vs.	Phoenix	12/8/14

STEALS

INDIVIDUAL	5	J.R. Smith	at	Cleveland	2/5/15
	4	3 times, most recently by: Rajon Rondo	at	Dallas	3/13/15
TEAM	13	2 times, most recent:	at	Golden State	3/8/15
	12		vs.	Minnesota	3/9/15
	11	7 times, most recent:	at	Philadelphia	3/27/15

BLOCKED SHOTS

INDIVIDUAL	5	Terrence Jones	at	Houston	2/25/15
	3	8 times, most recently by: Steven Adams	at	Oklahoma City	3/11/15
TEAM	11		vs.	Sacramento	11/2/14
	9		at	Houston	2/25/15
	8		at	Phoenix	1/25/15

TURNOVERS

INDIVIDUAL	10	Russell Westbrook	at	Oklahoma City	3/11/15
	9	LeBron James	vs.	Cleveland	1/16/15
	7	Ricky Ledo	at	New York	3/25/15
TEAM	27		vs.	Oklahoma City	10/30/14
	23		at	Golden State	11/5/14
	21	2 times, most recent:	vs.	Philadelphia	1/3/15

2014-15 REVIEW

2014-15 TRANSACTIONS

2014

June 26: Selected guard C.J. Wilcox in the first round (28th overall) in the 2014 NBA Draft.
June 29: Waived guard Willie Green.
July 10: Signed free agent center Spencer Hawes and guard Jordan Farmar.
July 19: Signed free agent forward Glen Davis.
August 26: Traded forward Jared Dudley and a protected 2017 first round draft pick to the Milwaukee Bucks in exchange for guard/forward Carlos Delfino, center Miroslav Raduljica and a 2015 second round draft pick.
August 29: Waived guard/forward Carlos Delfino and center Miroslav Raduljica.
September 4: Signed free agent guard/forward Chris Douglas-Roberts and forward Ekpe Udoh.
September 12: Signed free agent forward Hedo Turkoglu.
September 23: Signed free agent guard Jared Cunningham and forward Joe Ingles.
October 25: Waived forward Joe Ingles.

2015

January 6: Assigned guard C.J. Wilcox to the Fort Wayne Mad Ants of the NBA Development League.
January 7: Traded guard Jared Cunningham, the draft rights to Cenk Akyol and cash considerations to the Philadelphia 76ers in exchange for the draft rights to Serhiy Lishchuk.
January 14: Signed free agent guard Dahntay Jones to a 10-day contract.
January 15: Traded guard/forward Chris-Douglas Roberts and a 2017 second round draft pick to the Boston Celtics and guard Reggie Bullock to the Phoenix Suns as part of a three-team trade in exchange for guard Austin Rivers. The Celtics received for- ward Shavlik Randolph from Phoenix.
January 16: Waived guard Jordan Farmar.
January 21: Recalled guard C.J. Wilcox from the Fort Wayne Mad Ants of the NBA Development League.
January 24: Signed guard Dahntay Jones to a second 10-day contract.
February 3: Signed guard Dahntay Jones for the remainder of the season.
February 24: Signed forward Jordan Hamilton to a 10-day contract.
March 6: Signed forward Jordan Hamilton to a second 10-day contract.
March 7: Signed guard Nate Robinson to a 10-day contract.
March 17: Signed guard Nate Robinson to a second 10-day contract.
March 20: Signed forward Jordan Hamilton for the remainder of the season.
March 29: Signed guard Lester Hudson to a 10-day contract.
April 11: Signed guard Lester Hudson.

GAMES MISSED DUE TO INJURY/ILLNESS

PLAYER	INJURY	NUMBER OF GAMES	(RECORD)	DATES
Glen Davis	Strained Right Groin	5	(3-2)	10/30/14 - 11/5/14
	Stomach Illness	1	(1-0)	3/20/15
Jamal Crawford	Bruised Ribs	1	(0-1)	11/2/14
	Right Calf Contusion	17	(12-5)	3/4/15 - 4/5/15
Chris Douglas-Roberts	Strained Right Achilles	15	(12-3)	11/15/14 - 12/12/14
Matt Barnes	Sore Left Calf	2	(2-0)	11/24/14 - 11/26/14
	Strained Right Hamstring	2	(1-1)	3/2/15 - 3/4/15
	Right Hamstring Soreness	2	(2-0)	3/17/15 - 3/18/15
Reggie Bullock	Sprained Right Ankle	5	(4-1)	12/3/14 - 12/12/14
Jordan Farmar	Back Spasms	2	(2-0)	12/6/14 - 12/8/14
Spencer Hawes	Left Knee Bruise	9	(4-5)	12/13/14 - 12/27/14
J.J. Redick	Back Spasms	1	(1-0)	1/28/15
	Back Spasms	3	(0-3)	2/5/15 - 2/8/15
Hedo Turkoglu	Stomach Virus	1	(0-1)	2/6/15
Blake Griffin	Right Elbow Surgery	15	(9-6)	2/8/15 - 3/13/15
Austin Rivers	Sore Left Ankle	1	(1-0)	2/19/15
	Sinus Infection	1	(1-0)	4/14/15
Total		84		

THE RECORD BOOK

FRANCHISE CAREER LEADERS

POINTS

Randy Smith	12,735
Bob McAdoo	9,434
Elton Brand	9,336
Corey Maggette	8,835
Blake Griffin	**8,052**
Danny Manning	7,120
Loy Vaught	6,614
Ken Norman	6,432
Ron Harper	5,853
Chris Kaman	5,813

SCORING AVERAGE

(Minimum of 3,500 points)

World B. Free	29.4
Bob McAdoo	28.2
Terry Cummings	23.3
Blake Griffin	**21.5**
Elton Brand	20.3
Ron Harper	19.3
Danny Manning	19.1
Chris Paul	**18.4**
Charles Smith	18.4
Eric Gordon	18.1

GAMES PLAYED

Randy Smith	715
Eric Piatkowski	616
Loy Vaught	558
DeAndre Jordan	**515**
Corey Maggette	512
Chris Kaman	493
Elton Brand	459
Gary Grant	446
Ken Norman	439
Benoit Benjamin	406

MINUTES PLAYED

Randy Smith	24,393
Elton Brand	17,595
Corey Maggette	15,780
Loy Vaught	15,671
Chris Kaman	14,661
Ken Norman	13,584
DeAndre Jordan	**13,451**
Bob McAdoo	13,381
Blake Griffin	**13,321**
Benoit Benjamin	12,724

FIELD GOALS MADE

Randy Smith	5,214
Bob McAdoo	3,697
Elton Brand	3,549
Blake Griffin	**3,126**
Loy Vaught	2,890
Danny Manning	2,848
Ken Norman	2,783
Corey Maggette	2,673
Chris Kaman	2,374
Ron Harper	2,205

FIELD GOAL ATT.

Randy Smith	11,035
Bob McAdoo	7,396
Elton Brand	6,902
Blake Griffin	**5,973**
Corey Maggette	5,972
Loy Vaught	5,661
Ken Norman	5,553
Danny Manning	5,496
Ron Harper	5,058
Chris Kaman	4,871

FIELD GOAL PCT.

(Minimum 1,500 attempts)

DeAndre Jordan	**.664**
Swen Nater	.542
Derek Smith	.540
Bill Walton	.532
Jerome Whitehead	.532
Blake Griffin	**.523**
Danny Manning	.518
Elton Brand	.514
Loy Vaught	.511
Jim McMillian	.509

FREE THROWS MADE

Corey Maggette	3,122
Randy Smith	2,304
Elton Brand	2,236
Bob McAdoo	2,040
Blake Griffin	**1,764**
Danny Manning	1,413
Charles Smith	1,335
Benoit Benjamin	1,272
World B. Free	1,226
Ron Harper	1,195

FREE THROW ATT.

Corey Maggette	3,791
Randy Smith	2,986
Elton Brand	2,972
Blake Griffin	**2,690**
Bob McAdoo	2,617
Danny Manning	1,906
Benoit Benjamin	1,741
Charles Smith	1,719
DeAndre Jordan	**1,689**
World B. Free	1,625

FREE THROW PCT.

(Minimum 300 attempts)

J.J. Redick	**.906**
Ernie DiGregorio	.906
Junior Bridgeman	.883
Jamal Crawford	**.878**
Derek Anderson	.877
Chris Paul	**.875**
Sam Cassell	.873
Dick Garrett	.869
Jack Marin	.866
Jim McMillian	.853

3-POINT FG MADE

Eric Piatkowski	738
Jamal Crawford	**429**
Chris Paul	**372**
Corey Maggette	367
Quentin Richardson	364
Eric Gordon	356
Matt Barnes	346
J.J. Redick	**273**
Cuttino Mobley	263
Terry Dehere	262

3-POINT FG ATT.

Eric Piatkowski	1,835
Jamal Crawford	**1,206**
Corey Maggette	1,110
Quentin Richardson	1,039
Chris Paul	**1,006**
Matt Barnes	997
Eric Gordon	949
Ron Harper	827
Baron Davis	776
Lamar Odom	720

3-POINT FG PCT.

(Minimum 200 made)

J.J. Redick	**.425**
Eric Piatkowski	.402
Brent Barry	.387
Terry Dehere	.376
Eric Gordon	.375
Caron Butler	.375
Chris Paul	**.370**
Cuttino Mobley	.367
Darrick Martin	.359
Jamal Crawford	**.356**

OFF. REBOUNDS*

Elton Brand	1,769
DeAndre Jordan	**1,541**
Loy Vaught	1,369
Swen Nater	1,191
Chris Kaman	1,091
Ken Norman	1,032
Michael Cage	1,019
Blake Griffin	**992**
Bob McAdoo	895
Danny Manning	890

DEF. REBOUNDS*

DeAndre Jordan	**3,103**
Loy Vaught	3,102
Chris Kaman	3,018
Swen Nater	2,977
Elton Brand	2,941
Benoit Benjamin	2,716
Blake Griffin	**2,641**
Bob McAdoo	2,606
Corey Maggette	2,092
Ken Norman	1,884

TOTAL REBOUNDS

Elton Brand	4,710
DeAndre Jordan	**4,644**
Loy Vaught	4,471
Bob McAdoo	4,229
Swen Nater	4,168
Chris Kaman	4,109
Blake Griffin	**3,633**
Benoit Benjamin	3,538
Randy Smith	2,985
Ken Norman	2,916

NOTE: Jordan is 67 rebounds from passing Brand for No. 1 all-time.

ASSISTS

Randy Smith	3,498
Gary Grant	2,810
Chris Paul	**2,722**
Norm Nixon	2,540
Blake Griffin	**1,484**
Ron Harper	1,463
Ernie DiGregorio	1,457
Mark Jackson	1,402
Baron Davis	1,398
Pooh Richardson	1,397

NOTE: Paul is 89 assists away from passing Grant for No. 2 all-time.

BLOCKED SHOTS*

Benoit Benjamin	1,117
Elton Brand	1,039
DeAndre Jordan	**895**
Chris Kaman	707
Bob McAdoo	614
Michael Olowokandi	527
Gar Heard	477
Charles Smith	451
Bo Outlaw	421
Danny Manning	406

PERSONAL FOULS

Randy Smith	2,018
Chris Kaman	1,473
Loy Vaught	1,451
Corey Maggette	1,446
Danny Manning	1,414
Elton Brand	1,413
DeAndre Jordan	**1,393**
Benoit Benjamin	1,288
Blake Griffin	**1,160**
Bob McAdoo	1,158

STEALS*

Randy Smith	1,072
Gary Grant	747
Chris Paul	**631**
Ron Harper	606
Danny Manning	548
Loy Vaught	468
Elton Brand	438
Corey Maggette	421
Gar Heard	412
Ken Norman	403

NOTE: Paul is 117 steals away from passing Grant for No. 2 all-time.

* Offensive and defensive rebounds statistic, as well as blocked shots and steals, were not recorded until the 1973-74 season

HONORS AND RANKINGS

NBA MOST VALUABLE PLAYER

Bob McAdoo	1974-75

NBA ROOKIE OF THE YEAR

Blake Griffin	**2010-11**
Terry Cummings	1982-83
Adrian Dantley	1976-77
Ernie DiGregorio	1973-74
Bob McAdoo	1972-73

NBA MOST IMPROVED PLAYER

Bobby Simmons	2004-05

NBA EXECUTIVE OF THE YEAR

Elgin Baylor	2005-06
Eddie Donovan	1973-74

ALL-NBA SELECTION

Chris Paul (2nd Team)	**2014-15**
Blake Griffin (3rd Team)	**2014-15**
DeAndre Jordan (3rd Team)	**2014-15**
Chris Paul (1st Team)	**2013-14**
Blake Griffin (2nd Team)	**2013-14**
Chris Paul (1st Team)	**2012-13**
Blake Griffin (2nd Team)	**2012-13**
Chris Paul (1st Team)	**2011-12**
Blake Griffin (2nd Team)	**2011-12**
Elton Brand (2nd Team)	2005-06
Dominique Wilkins (3rd Team)	1993-94
World B. Free (2nd Team)	1978-79
Randy Smith (2nd Team)	1975-76
Bob McAdoo (1st Team)	1974-75
Bob McAdoo (2nd Team)	1973-74

ALL-DEFENSIVE TEAM

DeAndre Jordan (1st Team)	**2014-15**
Chris Paul (1st Team)	**2014-15**
Chris Paul (1st Team)	**2013-14**
Chris Paul (1st Team)	**2012-13**
Chris Paul (1st Team)	**2011-12**

ALL-ROOKIE TEAM

Blake Griffin (1st Team)	**2010-11**
Eric Bledsoe (2nd Team)	2010-11
Eric Gordon (2nd Team)	2008-09
Al Thornton (1st Team)	2007-08
Darius Miles (1st Team)	2000-01
Lamar Odom (1st Team)	1999-00
Michael Olowokandi (2nd Team)	1998-99
Maurice Taylor (2nd Team)	1997-98
Brent Barry (2nd Team)	1995-96
Charles Smith (1st Team)	1988-89
Terry Cummings (1st Team)	1982-83
Adrian Dantley (1st Team)	1976-77
John Shumate (1st Team)	1975-76
Ernie DiGregorio (1st Team)	1973-74
Bob McAdoo (1st Team)	1972-73
Elmore Smith (1st Team)	1971-72

NBA SPORTSMANSHIP AWARD

Chris Paul (Pacific Division)	**2011-12**
Elton Brand (Pacific Division)	2007
Elton Brand (Overall)	2006
Elton Brand (Pacific Division)	2004

NBA SIXTH MAN OF THE YEAR

Jamal Crawford	**2013-14**

NBA PLAYER OF THE WEEK

(day announcement was made)

Chris Paul	**3/23/15**
Blake Griffin	**12/1/14**
Blake **Griffin**	**3/16/14**
Blake Griffin	**12/22/13**
Blake Griffin	**11/17/13**
Blake Griffin	**12/3/12**
Chris Paul	**12/17/12**
Chris Paul	**4/2/12**
Chris Kaman	1/10/10
Chris Kaman	11/9/09
Elton Brand	1/30/06
Elton Brand	12/12/05
Elton Brand	11/21/05
Elton Brand	1/4/04
Quentin Richardson	11/16/03
Elton Brand	12/9/01
Loy Vaught	2/24/97
Ron Harper	1/30/94
Danny Manning	3/1/92
Ron Harper	1/14/90
Derek Smith	11/3/85
Derek Smith	4/7/85
Derek Smith	12/16/84
Swen Nater	12/23/79

NBA PLAYER OF THE MONTH

Blake Griffin	**February, 2014**
Chris Paul	**December, 2012**
Chris Paul	**April, 2012**
Freeman Williams	December, 1980
Elton Brand	November, 2005

ALL-STAR GAME PARTICIPANTS

Chris Paul	**2015**
Blake Griffin	**2015**
Chris Paul	**2014**
Blake Griffin	**2014**
Chris Paul	**2013**
Blake Griffin	**2013**
Chris Paul	**2012**
Blake Griffin	**2012**
Blake Griffin	**2011**
Chris Kaman	2010
Elton Brand	2006
Elton Brand	2002
Danny Manning	1993, 1994
Marques Johnson	1986
Norm Nixon	1985
World B. Free	1980
Randy Smith	1976, 1978
Bob McAdoo	1974, 1975, 1976
Bob Kauffman	1971, 1972, 1973

NBA ALL-STAR GAME MVP

Chris Paul	**2013**
Randy Smith	1978

SPRITE ALL-STAR SLAM DUNK CHAMPION

Blake Griffin	**2011**
Brent Barry	1996

JEEP ALL-STAR HOOP IT UP PARTICIPANT

Marko Jaric	2003

RADIO SHACK SHOOTING STARS PARTICIPANT

Marko Jaric	2004

ROOKIE ALL-STAR GAME/ CHALLENGE PARTICIPANTS

Blake Griffin	**2012**
Blake Griffin	**2011**
Eric Bledsoe	2011
Eric Gordon	2010
Eric Gordon	2009
Al Thornton	2009
Marko Jaric	2004
Chris Kaman	2004
Marko Jaric	2003
Darius Miles	2002
Quentin Richardson	2002
Darius Miles	2001
Lamar Odom	2001
Quentin Richardson	2001
Lamar Odom	2000
Michael Olowokandi	2000
Maurice Taylor	1998
Lorenzen Wright	1997
Brent Barry	1996
Lamond Murray	1995

NBA ROOKIE OF THE MONTH

Blake Griffin	**November, 2010**
Blake Griffin	**December, 2010**
Blake Griffin	**January, 2011**
Blake Griffin	**February, 2011**
Blake Griffin	**March, 2011**
Blake Griffin	**April, 2011**
Eric Gordon	January, 2009
Shaun Livingston	April, 2005
Lamar Odom #	November, 1999
Charles Smith	April, 1989
Charles Smith	February, 1989
Benoit Benjamin	March, 1986
Terry Cummings	March, 1983
Terry Cummings	February, 1983
Terry Cummings	January, 1983
Terry Cummings	November, 1982
Tom Chambers*	January, 1982

NBA COACH OF THE MONTH

Doc Rivers	**April, 2015**
Vinny Del Negro	December, 2012
Larry Brown	March, 1992

NBA ALL-INTERVIEW TEAM

Elton Brand (1st Team)	2003-04
Elton Brand (2nd Team)	2001-02
Brian Williams (2nd Team)	1995-96
Bill Fitch (2nd Team)	1994-95
Dominique Wilkins (2nd Team)	1993-94
Doc Rivers (1st Team)	1991-92
Cedric Maxwell (2nd Team)	1986-87

NBA COMMUNITY ASSIST AWARD

Chris Paul	**April, 2015**

***Bold** entries indicate current Clippers*
 # Shared with Adrian Griffin, Boston Celtics
** Shared with Jeff Ruland, Washington Bullets*

FRANCHISE RECORDS

1970-71 TO PRESENT

POINTS

INDIVIDUAL	Season	2,831	Bob McAdoo		1974-75
	Game	52	Charles Smith	at Denver	12/1/90
			Bob McAdoo	at Seattle	3/17/76
			Bob McAdoo	vs. Boston	2/22/74
	Half	32	Norm Nixon	vs. Dallas	1/19/85
			Bob McAdoo	at Atlanta	2/15/76
			Bob McAdoo	at Cleveland (OT)	11/20/75
	Quarter	23	Baron Davis	at Minnesota	1/29/10
			Randy Smith	at Boston	10/20/72
	Avg. Per Game	34.5	Bob McAdoo		1974-75
TEAM	Season	9,278			1978-79
	Game	152		vs. Toronto	3/13/98
	Half	87		vs. Utah	4/14/84
	Quarter	58*		at Boston	10/20/72
	Overtime	23		vs. Phoenix	11/12/88
	Avg. Per Game	113.1			1978-79
TEAM LOW	Season	4,519			1998-99
	Game	63		vs. Milwaukee	10/21/72
	Half	19		at Lakers	12/14/99
	Quarter	3		at Lakers	12/14/99
	Overtime	0*		vs. Chicago (2 OT)	11/21/97
	Avg. Per Game	90.4			1998-99

GAMES PLAYED

INDIVIDUAL	Season	**82**	**DeAndre Jordan**		**2014-15**
			Chris Paul		**2014-15**
			DeAndre Jordan		**2013-14**
			DeAndre Jordan		**2012-13**
			Lamar Odom		2012-13
			Blake Griffin		**2010-11**
			Rasual Butler		2009-10
			Chris Kaman		2003-04
			Darius Miles		2001-02
			Michael Olowokandi		2000-01
			Sean Rooks		2000-01
			Darrick Martin		1997-98
			Darrick Martin		1996-97
			Charles "Bo" Outlaw		1996-97
			Loy Vaught		1996-97
			Terry Dehere		1995-96
			Mark Jackson		1992-93
			Ron Harper		1991-92
			Danny Manning		1991-92
			James Donaldson		1984-85
			Norm Nixon		1983-84
			James Donaldson		1983-84
			Michael Brooks		1982-83
			Michael Brooks		1981-82
			Michael Brooks		1980-81
			Joe Bryant		1980-81
			Swen Nater		1980-81
			Freeman Williams		1980-81
			Freeman Williams		1979-80
			Nick Weatherspoon		1978-79
			Kermit Washington		1978-79
			Randy Smith		1978-79
			Randy Smith		1977-78
			Randy Smith		1976-77
			Randy Smith		1975-76
			Randy Smith		1974-75
			Bob McAdoo		1974-75
			Randy Smith		1973-74
			Jim McMillian		1973-74
			Randy Smith		1972-73

MINUTES PLAYED

INDIVIDUAL	Season	3,539	Bob McAdoo		1974-75
	Game	58	Loy Vaught	vs. Boston (2OT)	2/17/95

** Indicates NBA record*

FIELD GOALS MADE

INDIVIDUAL	Season	1,095	Bob McAdoo		1974-75
	Game	22	Freeman Williams	at Phoenix	1/19/80
			Bob McAdoo	at Cleveland (OT)	11/20/75
			Bob McAdoo	at Houston	3/18/75
	Half	15	Norm Nixon	vs. Dallas	1/19/85
	Quarter	10	Bob McAdoo	vs. Boston (T)	12/9/73
TEAM	Season	3,728			1973-74
	Game	62		vs. Milwaukee	2/19/74
	Half	35		vs. Utah	4/14/84
				vs. Denver	1/17/82
				at Boston	10/20/72
	Quarter	23		at Boston	10/20/72
TEAM LOW	Season	1,711			1998-99
	Game	21		at Utah	3/22/03

FIELD GOALS ATTEMPTED

INDIVIDUAL	Season	2,138	Bob McAdoo		1974-75
	Game	36	Bob McAdoo	at Lakers	11/28/75
			Bob McAdoo	at Houston (SA)	3/28/73
	Half	20	World B. Free	at Denver	3/30/79
			Bob McAdoo	at Cleveland	11/20/75
			Bob McAdoo	at Houston (SA)	3/28/73
TEAM	Season	7,877			1972-73
	Game	127		vs. Golden State (OT)	2/16/89
	Half	66		at Lakers	3/23/79
	Quarter	35 (4)		at Golden State	4/14/03
TEAM LOW	Season	4,007			1998-99
	Game	56		vs. Philadelphia	3/20/01

FIELD GOAL PERCENTAGE

INDIVIDUAL	Season	**.710**	**DeAndre Jordan**	**379-534**	**2014-15**
TEAM	Season	.500	3,552-7,101		1981-82
	Game	.693	61-88	vs. Toronto	3/13/98
TEAM LOW	Season	.426	2,877-6,757		1999-00
	Game	.263	21-80	at Utah	3/22/03

3-POINT FIELD GOALS MADE

INDIVIDUAL	Season	**200**	**J.J. Redick**		**2014-15**
	Game	9	Caron Butler	vs. New Orleans	11/26/12
	Half	7	Caron Butler	vs. New Orleans	11/26/12
	Quarter	6	Caron Butler	vs. New Orleans	11/26/12
TEAM	Season	827			2014-15
	Game	20		vs. New Orleans	11/26/12
	Half	11 (3)		vs. Washington	3/20/15
	Quarter	8 (4th Q)		at Sacramento	3/18/15
TEAM LOW	Season	24			1983-84
	Game	0	Several Times	vs. Charlotte	1/28/08

(T) Indicates game played in Toronto (SA) Indicates game played in San Antonio

FRANCHISE RECORDS

3-POINT FIELD GOALS ATTEMPTED

INDIVIDUAL	Season	**458**	**J.J. Redick**		**2014-15**
	Game	**15**	**Jamal Crawford**	**at New Orleans**	**3/26/14**
			Caron Butler	vs. New Orleans	11/26/12
			Randy Foye	at Dallas	4/2/12
	Half	12	Randy Foye	at Dallas	4/2/12
	Quarter	8 (3rd Q)	Caron Butler	vs. New Orleans	11/26/12
TEAM	Season	2,202			2014-15
	Game	41		at Houston	3/29/14
	Half	25		at Cleveland	12/7/13
	Quarter	15		at Dallas	4/2/12
TEAM LOW	Season	128			1983-84
	Game	0	Several Times	at Lakers	11/21/06

3-POINT FIELD GOAL PERCENTAGE

INDIVIDUAL	Season	.466	Eric Piatkowski (111-238)	2001-02
TEAM	Season	.370	509-1,374	1995-96
TEAM LOW	Season	.188	24-128	1983-84

FREE THROWS MADE

INDIVIDUAL	Season	654	World B. Free		1978-79
	Game	22	World B. Free	at Atlanta	1/13/79
	Half	14	Charles Smith	at Denver	12/1/90
			Blake Griffin	vs. New York	11/20/10
			Corey Maggette	vs. Toronto	11/23/05
	Quarter	10	Lamar Odom	at Seattle	4/19/00
			Ron Harper	vs. Sacramento	2/23/93
			Michael Cage	at Boston	3/4/88
			World B. Free	at Atlanta	1/13/79
TEAM	Season	2,067			1985-86
	Game	47		at Golden State	12/10/91
	Half	30		vs. Sacramento	2/23/93
	Quarter	20		at New York	2/5/02
TEAM LOW	Season	883			1998-99
	Game	3 (2)		at San Antonio	3/13/07

FREE THROWS ATTEMPTED

INDIVIDUAL	Season	865	World B. Free		1978-79
	Game	29	World B. Free	at Atlanta	1/13/79
	Half	**18 (2nd)**	**DeAndre Jordan**	**vs. Toronto**	**2/7/14**
	Quarter	**16 (3rd Q)**	**DeAndre Jordan**	**vs. Toronto**	**2/7/14**
		(4th Q)	**DeAndre Jordan**	**at Oklahoma City**	**3/11/15**
		(4th Q)	**DeAndre Jordan**	**vs. Houston**	**2/11/15**
TEAM	Season	2,683			1985-86
	Game	57		vs. Denver	1/14/87
				at Atlanta	1/13/79
				at New York	12/12/78
	Half	41		vs. Sacramento	2/23/93
	Quarter	27 (4th Q)		vs. San Antonio	2/19/15
TEAM LOW	Season	1,225			1998-99
	Game	7 (2)		at San Antonio	3/13/07

FRANCHISE RECORDS

RECORD BOOK

FREE THROW PERCENTAGE

INDIVIDUAL	Season	.945	Ernie DiGregorio (138-146)		1976-77
TEAM	Season	.791	1,694-2,142		2005-06
	Game	1.000	6-6	vs. Orlando	1/12/13
			8-8	vs. Atlanta	11/11/12
			8-8	at Sacramento	3/1/12
			16-16	at Dallas	4/9/07
			22-22	at Charlotte	12/23/05
			12-12	vs. Portland	3/13/99
			18-18	vs. Houston	4/3/94
			10-10	at Detroit	1/3/90
			8-8	at Golden State	12/20/88
			19-19	at Seattle	12/2/88
			11-11	vs. Washington	12/15/84
			16-16	vs. Dallas	4/10/84
			14-14	vs. Lakers	10/12/79
			10-10	at Detroit	1/18/78
			23-23	at Washington	12/28/77
			13-13	vs. Atlanta	4/2/76
			30-30	vs. Lakers	11/18/75
			19-19	at New York	12/5/70
TEAM LOW	Season	.693	1,429-2,061		2000-01
	Game	.320	8-25	at Brooklyn	2/2/15

OFFENSIVE REBOUNDS

INDIVIDUAL	Season	**397**	**DeAndre Jordan**		**2014-15**
	Game	14	Michael Cage	vs. Boston	12/26/87
	Half	11	Michael Cage	vs. Boston	12/26/87
TEAM	Season	1,394			1982-83
	Game	32		vs. Golden State (OT)	2/16/89
	Half	20		vs. Boston	12/26/87
TEAM LOW	Season	665			1998-99
	Game	1		vs. Utah	3/31/06

DEFENSIVE REBOUNDS

INDIVIDUAL	Season	864	Swen Nater		1979-80
	Game	25	Swen Nater	vs. Denver	12/14/79
	Half	18*	Swen Nater	vs. Denver	12/14/79
TEAM	Season	2,830			1973-74
	Game	51		vs. Miami (2OT)	1/14/05
	Half	31		at Philadelphia	10/31/75
TEAM LOW	Season	1,293			1998-99
	Game	12		vs. Lakers	10/29/08

TOTAL REBOUNDS

INDIVIDUAL	Season	**1,226**	**DeAndre Jordan**		**2014-15**
	Game	32	Swen Nater	vs. Denver	12/14/79
	Half	21	Swen Nater	vs. Denver	12/14/79
	Quarter	13	Lorenzen Wright	vs. Sacramento	3/11/99
			Michael Cage	vs. Houston	2/12/88
	Avg. Per Game	15.2	Elmore Smith		1971-72
TEAM	Season	4,261			1970-71
	Game	72		at Lakers	10/30/70
	Half	43		vs. Denver	2/24/91
	Quarter	25		at Sacramento	1/6/98
TEAM LOW	Season	1,958			1998-99
	Game	20		at Houston	2/17/74

** Indicates NBA record*

FRANCHISE RECORDS

1970-71
TO PRESENT

PERSONAL FOULS

INDIVIDUAL	Season	341	Tom Chambers		1982-83
TEAM	Season	2,353			1981-82
	Game	44		at Golden State (OT)	11/29/94
		44		at Seattle	3/7/82
TEAM LOW	Season	1,223			1998-99
	Game	8		at Orlando	3/9/10

DISQUALIFICATIONS

INDIVIDUAL	Season	17	Tom Chambers		1981-82
TEAM	Season	58			1981-82

ASSISTS

INDIVIDUAL	Season	914	Norm Nixon		1983-84
	Game	25	Ernie DiGregorio	at Portland	1/1/74
	Half	15	Gary Grant	vs. Cleveland	3/10/89
			Ernie DiGregorio	at Portland	1/1/74
	Quarter	10	Mark Jackson	at Detroit	3/23/94
	Avg. Per Game	11.1	Norm Nixon		1983-84
TEAM	Season	2,242			1992-93
	Game	45		vs. Golden State	12/28/89
				vs. Golden State	3/19/81
	Half	27		at Lakers	3/24/74
	Quarter	16		at Detroit	3/23/94
TEAM LOW	Season	820			1998-99
	Game	4		vs. Philadelphia	12/19/78

STEALS

INDIVIDUAL	Season	203	Randy Smith		1973-74
	Game	9	Glenn "Doc" Rivers	vs. Phoenix	11/6/91
TEAM	Season	847			1992-93
	Game	22		at Phoenix	11/6/91
				vs. Utah	2/20/83
	Half	15		vs. Utah	2/20/83
TEAM LOW	Season	424			1998-99
	Game	0		vs. Detroit	2/24/10

BLOCKED SHOTS

INDIVIDUAL	Season	246	Bob McAdoo		1973-74
	Game	10	Benoit Benjamin	vs. San Antonio	3/31/89
			Benoit Benjamin	vs. Milwaukee	1/29/88
			Bill Walton	vs. Utah	11/30/83
TEAM	Season	600			1973-74
	Game	19		vs. Philadelphia	11/5/99
	Half	13		vs. Boston	12/30/92
TEAM LOW	Season	236			1998-99
	Game	0	Several Times	at Miami	11/20/14

FRANCHISE RECORDS

RECORD BOOK

TURNOVERS

INDIVIDUAL	Season	297	World B. Free		1978-79
	Game	10	Al Thornton	vs. Philadelphia	3/3/08
			Ron Harper	at Denver (OT)	3/12/91
			Gary Grant	vs. Golden State (OT)	4/13/89
			World B. Free	at Milwaukee	2/26/80
			World B. Free	vs. New Jersey	1/31/79
			World B. Free	vs. San Antonio	10/31/79
TEAM	Season	1,828			1973-74
	Game	40		at Detroit	3/16/73
TEAM LOW	Season	796			1998-99
	Game	5		at Orlando	3/12/08

LONGEST WINNING STREAK

Overall	17	11/28/12-12/30/12
Home	13	11/28/12-1/9/13
Road	8	3/18/15 – 4/14/15

LONGEST LOSING STREAK

Overall	20	4/18/94 – 12/5/94
Home	12	4/18/94 – 12/5/94
Road	29	2/22/83 – 12/18/83

MOST WINS

Season	57	2013-14
Home	34	2013-14
Road	26	2014-15

FEWEST WINS

Season	9	1998-99
Home	6	1998-99
Road	3	1998-99
		1987-88
		1986-87

MOST LOSSES

Season	70	1986-87
Home	32	1986-87
Road	38	1987-88
		1986-87

FEWEST LOSSES

Season	25	2013-14
Home	7	2013-14
Road	15	2014-15

LARGEST MARGINS

Victory	48	142-94	at Lakers	3/6/14
Defeat	50	104-154	at Seattle	12/2/88

ALL-TIME CLIPPERS RECORDS

1978-79 TO PRESENT

POINTS

INDIVIDUAL	Season	2,244	World B. Free		1978-79
	Game	52	Charles Smith	at Denver	12/1/90
	Half	32	Norm Nixon	vs. Dallas	1/19/85
	Quarter	23	Baron Davis	at Minnesota	1/29/10
	Avg. Per Game	30.2	World B. Free		1979-80
TEAM	Season	9,278			1978-79
	Game	152		vs. Toronto	3/13/98
	Half	87		vs. Utah	4/14/84
	Quarter	53		vs. Houston	2/9/82
	Overtime	23		vs. Phoenix	11/12/88
	Avg. Per Game	113.1			1978-79
TEAM LOW	Season	4,519			1998-99
	Game	64		vs. Minnesota	1/15/03
	Half	19		at Lakers	12/14/99
	Quarter	3		at Lakers	12/14/99
	Overtime	0*		vs. Chicago (2 OT)	11/21/97
	Avg. Per Game	90.4			1998-99

GAMES PLAYED

INDIVIDUAL	Season	**82**	**DeAndre Jordan**	**2013-14**
			DeAndre Jordan	**2012-13**
			Lamar Odom	2012-13
			Blake Griffin	**2010-11**
			Rasual Butler	2009-10
			Chris Kaman	2003-04
			Darius Miles	2001-02
			Michael Olowokandi	2000-01
			Sean Rooks	2000-01
			Darrick Martin	1997-98
			Darrick Martin	1996-97
			Charles "Bo" Outlaw	1996-97
			Loy Vaught	1996-97
			Terry Dehere	1995-96
			Mark Jackson	1992-93
			Ron Harper	1991-92
			Danny Manning	1991-92
			James Donaldson	1984-85
			Norm Nixon	1983-84
			James Donaldson	1983-84
			Michael Brooks	1982-83
			Michael Brooks	1981-82
			Michael Brooks	1980-81
			Joe Bryant	1980-81
			Swen Nater	1980-81
			Freeman Williams	1980-81
			Freeman Williams	1979-80
			Nick Weatherspoon	1978-79
			Kermit Washington	1978-79
			Randy Smith	1978-79

MINUTES PLAYED

INDIVIDUAL	Season	3,144	Ron Harper		1991-92
	Game	58	Loy Vaught	vs. Boston (2OT)	2/17/95

** Indicates NBA record*

FIELD GOALS MADE

INDIVIDUAL	Season	795	World B. Free		1978-79
	Game	22	Freeman Williams	at Phoenix	1/19/80
	Half	15	Norm Nixon	vs. Dallas	1/19/85
	Quarter	**9**	**Blake Griffin**	**at L.A. Lakers**	**2/14/13**
		9 (7)	Ken Norman	vs. Denver	3/27/89
TEAM	Season	3,721			1978-79
	Game	61		vs. Toronto	3/13/98
	Half	35		vs. Utah	4/14/84
				vs. Denver	1/17/82
	Quarter	20 (4)		vs. Denver	4/10/85
TEAM LOW	Season	1,711			1998-99
	Game	21		at Utah	3/22/03

FIELD GOALS ATTEMPTED

INDIVIDUAL	Season	1,653	World B. Free		1978-79
	Game	**34**	**Blake Griffin**	**vs. Miami**	**2/5/14**
			Freeman Williams	vs. San Antonio	10/25/80
			Freeman Williams	at Phoenix	1/19/80
	Half	20	World B. Free	at Denver	3/30/79
TEAM	Season	7,706			1978-79
	Game	127		vs. Golden State (OT)	2/16/89
	Half	66		at Lakers	3/23/79
	Quarter	35 (4)		at Golden State	4/14/03
TEAM LOW	Season	4,007			1998-99
	Game	56		vs. Philadelphia	3/20/01

FIELD GOAL PERCENTAGE

INDIVIDUAL	Season	**.710**	**DeAndre Jordan (379-534)**		**2014-15**
TEAM	Season	.500	3,552-7,101		1981-82
	Game	.693	61-88	vs. Toronto	3/13/98
TEAM LOW	Season	.426	2,877-6,757		1999-00
	Game	.263	21-80	at Utah	3/22/03

3-POINT FIELD GOALS MADE

INDIVIDUAL	Season	**200**	**J.J. Redick**		**2014-15**
	Game	9	Caron Butler	vs. New Orleans	11/26/12
	Half	7	Caron Butler	vs. New Orleans	11/26/12
	Quarter	6	Caron Butler	vs. New Orleans	11/26/12
TEAM	Season	827			2014-15
	Game	20		vs. New Orleans	11/26/12
	Half	11 (3)		vs. Washington	3/20/15
	Quarter	8 (4th Q)		at Sacramento	3/18/15
TEAM LOW	Season	24			1983-84
	Game	0	Several Times	vs. Charlotte	1/28/08

ALL-TIME CLIPPERS RECORDS

1978-79 TO PRESENT

3-POINT FIELD GOALS ATTEMPTED

INDIVIDUAL	Season	**458**	**J.J. Redick**		**2014-15**
	Game	**15**	**Jamal Crawford**	**at New Orleans**	**3/26/14**
			Caron Butler	vs. New Orleans	11/26/12
			Randy Foye	at Dallas	4/2/12
	Half	12	Randy Foye	at Dallas	4/2/12
	Quarter	8 (3rd Q)	Caron Butler	vs. New Orleans	11/26/12
			Norm Nixon	at San Antonio	3/7/86
TEAM	Season	2,202			2014-15
	Game	41		at Houston	3/29/14
	Half	25		at Cleveland	12/7/13
	Quarter	15		at Dallas	4/2/12
TEAM LOW	Season	128			1983-84
	Game	0	Several Times	at Lakers	11/21/06

3-POINT FIELD GOAL PERCENTAGE

INDIVIDUAL	Season	.466	Eric Piatkowski (111-238)	2001-02
TEAM	Season	.370	509-1,374	1995-96
TEAM LOW	Season	.188	24-128	1983-84

FREE THROWS MADE

INDIVIDUAL	Season	654	World B. Free		1978-79
	Game	22	World B. Free	at Atlanta	1/13/79
	Half	**14**	**Blake Griffin**	**vs. New York**	**11/20/10**
			Corey Maggette	vs. Toronto	11/23/05
			Charles Smith	at Denver	12/1/90
	Quarter	10	Lamar Odom	at Seattle	4/19/00
			Ron Harper	vs. Sacramento	2/23/93
			Michael Cage	at Boston	3/4/88
			World B. Free	at Atlanta	1/13/79
TEAM	Season	2,067			1985-86
	Game	47		at Golden State	12/10/91
	Half	30		vs. Sacramento	2/23/93
	Quarter	20		at New York	2/5/02
TEAM LOW	Season	883			1998-99
	Game	3 (2)		at San Antonio	3/13/07

FREE THROWS ATTEMPTED

INDIVIDUAL	Season	865	World B. Free		1978-79
	Game	29	World B. Free	at Atlanta	1/13/79
	Half	**18**	**DeAndre Jordan**	**vs. Toronto**	**2/7/14**
			World B. Free	at Atlanta	1/13/79
	Quarter	**16 (3rd Q)**	**DeAndre Jordan**	**vs. Toronto**	**2/7/14**
		(4th Q)	**DeAndre Jordan**	**at Oklahoma City**	**3/11/15**
		(4th Q)	**DeAndre Jordan**	**vs. Houston**	**2/11/15**
TEAM	Season	2,683			1985-86
	Game	57		vs. Denver	1/14/87
				at Atlanta	1/13/79
				at New York	12/12/78
	Half	41		vs. Sacramento	2/23/93
	Quarter	27 (4th Q)		vs. San Antonio	2/19/15
TEAM LOW	Season	1,225			1998-99
	Game:	6		at Orlando	3/9/10
				vs. Orlando	1/12/13

ALL-TIME CLIPPERS RECORDS

FREE THROW PERCENTAGE

INDIVIDUAL	Season	**.901**	**Jamal Crawford (227-252)**		**2014-15**
		.901	**J.J. Redick (183-203)**		**2014-15**
TEAM	Season	.791	1,694-2,142		2005-06
	Game	1.000	6-6	vs. Orlando	1/12/13
			8-8	at Sacramento	3/1/12
			16-16	at Dallas	4/9/07
			22-22	at Charlotte	12/23/05
			12-12	vs. Portland	3/13/99
			18-18	vs. Houston	4/3/94
			10-10	at Detroit	1/3/90
			8-8	at Golden State	12/20/88
			19-19	at Seattle	12/2/88
			11-11	vs. Washington	12/15/84
			16-16	vs. Dallas	4/10/84
			14-14	vs. Lakers	10/12/79
TEAM LOW	Season	.680	1,046-1538		2011-12
	Game	.320	8-25	at Brooklyn	2/2/15

OFFENSIVE REBOUNDS

INDIVIDUAL	Season	**397**	**DeAndre Jordan**		**2014-15**
	Game	14	Michael Cage	vs. Boston	12/26/87
	Half	11	Michael Cage	vs. Boston	12/26/87
TEAM	Season	1,394			1982-83
	Game	32		vs. Golden State (OT)	2/16/89
	Half	20		vs. Boston	12/26/87
TEAM LOW	Season	665			1998-99
	Game	1		vs. Utah	3/31/06

DEFENSIVE REBOUNDS

INDIVIDUAL	Season	864	Swen Nater		1979-80
	Game	25	Swen Nater	vs. Denver	12/14/79
	Half	18*	Swen Nater	vs. Denver	12/14/79
TEAM	Season	2,711			2014-15
	Game	51		vs. Miami (2OT)	1/14/05
	Half	28 (1st)		at Indiana	11/25/09
TEAM LOW	Season	1,293			1998-99
	Game	14		at Portland	3/15/98
				vs. Chicago	2/6/00

TOTAL REBOUNDS

INDIVIDUAL	Season	**1,226**	**DeAndre Jordan**		**2014-15**
	Game	32	Swen Nater	vs. Denver	12/14/79
	Half	21	Swen Nater	vs. Denver	12/14/79
	Quarter	13	Lorenzen Wright	vs. Sacramento	3/11/99
			Michael Cage	vs. Houston	2/12/88
	Avg. Per Game	**15.0**	**DeAndre Jordan**		**2014-15**
			Swen Nater		1979-80
TEAM	Season	3,805			1978-79
	Game	68		vs. Denver	2/24/91
				at Utah (OT)	1/5/83
	Half	43		vs. Denver	2/24/91
	Quarter	25		at Sacramento	1/6/98
TEAM LOW	Season	1,958			1998-99
	Game	21		at Phoenix	2/17/09

** Indicates NBA record*

RECORD BOOK

ALL-TIME CLIPPERS RECORDS

1978-79 TO PRESENT

PERSONAL FOULS

INDIVIDUAL	Season	341	Tom Chambers		1981-82
TEAM	Season	2,353			1981-82
	Game	44		at Golden State (OT)	11/29/94
		44		at Seattle	3/7/82
TEAM LOW	Season	1,223			1998-99
	Game	8		at Orlando	3/9/10

DISQUALIFICATIONS

INDIVIDUAL	Season	17	Tom Chambers		1981-82
TEAM	Season	58			1981-82

ASSISTS

INDIVIDUAL	Season	914	Norm Nixon		1983-84
	Game	21	Gary Grant	vs. Seattle	1/18/90
			Gary Grant	vs. Milwaukee	11/29/89
			Norm Nixon	vs. Detroit	3/18/85
	Half	15	Gary Grant	vs. Cleveland	3/10/89
	Quarter	10	Mark Jackson	at Detroit	3/23/94
	Avg. Per Game	11.1	Norm Nixon		1983-84
TEAM	Season	2,242			1992-93
	Game	45		vs. Golden State	12/28/89
				vs. Golden State	3/19/81
	Half	25		vs. Sacramento	3/15/92
	Quarter	16		at Detroit	3/23/94
TEAM LOW	Season	820			1998-99
	Game	4		vs. Philadelphia	12/19/78

STEALS

INDIVIDUAL	Season	177	Ron Harper		1992-93
			Randy Smith		1978-79
	Game	9	Glenn "Doc" Rivers	vs. Phoenix	11/6/91
TEAM	Season	847			1992-93
	Game	22		at Phoenix	11/6/91
				vs. Utah	2/20/83
	Half	15		vs. Utah	2/20/83
TEAM LOW	Season	424			1998-99
	Game	0		vs. Detroit	2/24/10

BLOCKED SHOTS

INDIVIDUAL	Season	225	Benoit Benjamin		1987-88
	Game	10	Benoit Benjamin	vs. San Antonio	3/31/89
			Benoit Benjamin	vs. Milwaukee	1/29/88
			Bill Walton	vs. Utah	11/30/83
TEAM	Season	540			2001-02
	Game	19		vs. Philadelphia	11/5/99
	Half	13		vs. Boston	12/30/92
TEAM LOW	Season	236			1998-99
	Game	0	Several Times	at Miami	11/20/14

ALL-TIME CLIPPERS RECORDS

TURNOVERS

INDIVIDUAL	Season	297	World B. Free		1978-79
	Game	10	Al Thornton	vs. Philadelphia	3/3/08
			Ron Harper	at Denver (OT)	3/12/91
			Gary Grant	vs. Golden State (OT)	4/13/89
			World B. Free	at Milwaukee	2/26/80
			World B. Free	vs. New Jersey	1/31/79
			World B. Free	vs. San Antonio	10/31/79
TEAM	Season	1,666			1988-89
	Game	34		vs. Sacramento	12/4/87
				vs. New Jersey	1/28/87
TEAM LOW	Season	796			1998-99
	Game	3		at L.A. Lakers	3/8/05

LONGEST WINNING STREAK

Overall	17	11/28/12 – 12/30/12
Home	13	11/28/12 – 1/9/13
Road	8	3/18/15 – 4/14/15

LONGEST LOSING STREAK

Overall	20	4/18/94 – 12/5/94
Home	12	4/18/94 – 12/5/94
Road	27	11/27/87 – 3/26/88

MOST WINS

Season	57	2013-14
Home	34	2013-14
Road	26	2014-15

FEWEST WINS

Season	9	1998-99
Home	6	1998-99
Road	3	1998-99
		1987-88
		1986-87

MOST LOSSES

Season	70	1986-87
Home	32	1986-87
Road	38	1987-88
		1986-87

FEWEST LOSSES

Season	25	2013-14
Home	7	2013-14
Road	15	2014-15

LARGEST MARGINS

Victory	48	142-94	at Lakers	3/6/14
Defeat	50	104-154	at Seattle	12/2/88

RECORD BOOK

LOS ANGELES CLIPPERS RECORDS 1984-85 TO PRESENT

POINTS

Individual	Season	1,953	Elton Brand		2005-06
	Game	52	Charles Smith	at Denver	12/1/90
	Half	32	Norm Nixon	vs. Dallas	1/19/85
	Quarter	23	Baron Davis	at Minnesota	1/29/10
Team	Season	8,907			1985-86
	Game	152		vs. Toronto	3/13/98
	Half	78		vs. Houston vs. Toronto	11/4/13 3/13/98
	Quarter	47		at San Antonio	3/7/86
	Overtime	23		vs. Phoenix	11/12/88

GAMES PLAYED

	Season	**82**	**DeAndre Jordan**		**2014-15**
			Chris Paul		2014-15
			DeAndre Jordan		2013-14
			DeAndre Jordan		2012-13
			Lamar Odom		2012-13
			Blake Griffin		2010-11
			Rasual Butler		2009-10
			Chris Kaman		2003-04
			Darius Miles		2001-02
			Michael Olowokandi		2000-01
			Sean Rooks		2000-01
			Darrick Martin		1997-98
			Darrick Martin		1996-97
			Charles "Bo" Outlaw		1996-97
			Loy Vaught		1996-97
			Terry Dehere		1995-96
			Mark Jackson		1992-93
			Ron Harper		1991-92
			Danny Manning		1991-92
			James Donaldson		1984-85

MINUTES PLAYED

INDIVIDUAL	Season	3,144	Ron Harper		1991-92
	Game	58	Loy Vaught	vs. Boston (2OT)	2/17/95

FIELD GOALS MADE

INDIVIDUAL	Season	756	Elton Brand		2005-06
	Game	21	Danny Manning	at Chicago	12/7/93
	Half	15	Norm Nixon	vs. Dallas	1/19/85
	Quarter	**9**	**Blake Griffin**	**at L.A. Lakers**	**2/14/13**
		9 (7)	Ken Norman	vs. Denver	3/27/89
TEAM	Season	3,544			1992-93
	Game	61		vs. Toronto	3/13/98
	Quarter	20 (4)		vs. Denver	4/10/85

FIELD GOALS ATTEMPTED

INDIVIDUAL	Season	1,435	Elton Brand		2005-06
	Game	**34**	**Blake Griffin**	**vs. Miami**	**2/5/14**
TEAM	Season	7,428			1988-89
	Game	127		vs. Golden State (OT)	2/16/89
	Quarter	35 (4)		at Golden State	4/14/03

FIELD GOAL PERCENTAGE

INDIVIDUAL	Season	**.710**	**DeAndre Jordan (379-534)**		**2014-15**
TEAM	Season	.495			1984-85
	Game	.693	61-88	vs. Toronto	3/13/98

3-POINT FIELD GOALS MADE

INDIVIDUAL	Season	**200**	**J.J. Redick**		**2014-15**
	Game	9	Caron Butler	vs. New Orleans	11/26/12
	Half	7	Caron Butler	vs. New Orleans	11/26/12
	Quarter	6	Caron Butler	vs. New Orleans	11/26/12
TEAM	Season	827			2014-15
	Game	20		vs. New Orleans	11/26/12
	Half	11 (3)		vs. Washington	3/20/15
	Quarter	8 (4th Q)		at Sacramento	3/18/15

3-POINT FIELD GOALS ATTEMPTED

INDIVIDUAL	Season	**458**	**J.J. Redick**		**2014-15**
	Game	**15**	**Jamal Crawford**	**at New Orleans**	**3/26/14**
			Caron Butler	vs. New Orleans	11/26/12
			Randy Foye	at Dallas	4/2/12
	Half	12	Randy Foye	at Dallas	4/2/12
	Quarter	8 (3rd Q)	Caron Butler	vs. New Orleans	11/26/12
TEAM	Season	2,202			2014-15
	Game	41		at Houston	3/29/14
	Half	25		at Cleveland	12/7/13
	Quarter	15		at Dallas	4/2/12

3-POINT FIELD GOAL PERCENTAGE

INDIVIDUAL	Season	.466	Eric Piatkowski (111-238)	2001-02
TEAM	Season	.370	509-1,374	1995-96

FREE THROWS MADE

INDIVIDUAL	Season	563	Corey Maggette		2004-05
	Game	**19 (2)**	**Chris Paul**	**vs. Golden State**	**11/3/12**
			Corey Maggette	vs. Charlotte	2/26/07
			Corey Maggette	vs. Charlotte (2OT)	12/6/04
	Half	**14**	**Blake Griffin**	**vs. New York**	**11/20/10**
			Corey Maggette	vs. Toronto	11/23/05
			Charles Smith	at Denver	12/1/90
	Quarter	10	Lamar Odom	at Seattle	4/19/00
			Ron Harper	vs. Sacramento	2/23/93
			Michael Cage	at Boston	3/4/88
TEAM	Season	2,067			1985-86
	Game	47		at Golden State	12/10/91
	Half	30		vs. Sacramento	2/23/93
	Quarter	20		at New York	2/5/02

FREE THROWS ATTEMPTED

INDIVIDUAL	Season	**695**	**Blake Griffin**		**2010-11**
	Game	**28**	**DeAndre Jordan**	**vs. San Antonio**	**2/19/15**
	Half	**18**	**DeAndre Jordan**	**vs. Toronto**	**2/7/14**
TEAM	Season	2,683			1985-86
	Game	57		vs. Denver	1/14/87
	Half	41		vs. Sacramento	2/23/93
	Quarter	27 (4th Q)		vs. San Antonio	2/19/15

LOS ANGELES CLIPPERS RECORDS 1984-85 TO PRESENT

FREE THROW PERCENTAGE

INDIVIDUAL	Season	**.901**	**Jamal Crawford (227-252)**		**2014-15**
		.901	**J.J. Redick (183-203)**		**2014-15**
TEAM	Season	.791	1,694-2,142		2005-06
	Game	1.000	6-6	vs. Orlando	1/12/13
			8-8	at Sacramento	3/1/12
			16-16	at Dallas	4/9/07
			22-22	at Charlotte	12/23/05
			12-12	vs. Portland	3/13/99
			18-18	vs. Houston	4/3/94
			10-10	at Detroit	1/3/90
			8-8	at Golden State	12/20/88
			19-19	at Seattle	12/2/88
			11-11	vs. Washington	12/15/84
TEAM LOW	Game	.320	8-25	at Brooklyn	2/2/15

OFFENSIVE REBOUNDS

INDIVIDUAL	Season	**397**	**DeAndre Jordan**		**2014-15**
	Game	14	Michael Cage	vs. Boston	12/26/87
	Half	11	Michael Cage	vs. Boston	12/26/87
TEAM	Season	1,246			1990-91
	Game	32		vs. Golden State (OT)	2/16/89
	Half	20		vs. Boston	12/26/87
TEAM LOW	Game	1		vs. Utah	3/31/06

DEFENSIVE REBOUNDS

INDIVIDUAL	Season	**829**	**DeAndre Jordan**		**2014-15**
	Game	**20**	**DeAndre Jordan**	**at Chicago**	**3/1/15**
TEAM	Season	2,711			2014-15
	Game	51		vs. Miami (2OT)	1/14/05
	Half	28 (1st)	at Indiana		11/25/09

TOTAL REBOUNDS

INDIVIDUAL	Season	**1,226**	**DeAndre Jordan**		**2014-15**
	Game	30	Michael Cage	vs. Seattle	4/24/88
	Quarter	13	Lorenzen Wright	vs. Sacramento	3/11/99
			Michael Cage	vs. Houston	2/12/88
	Avg. Per Game	**15.0**	**DeAndre Jordan**		**2014-15**
			Swen Nater		1979-80
TEAM	Season	3,746			1990-91
	Game	68		vs. Denver	2/24/91
	Half	43		vs. Denver	2/24/91
	Quarter	25		at Sacramento	1/6/98

ASSISTS

INDIVIDUAL	Season	**838**	**Chris Paul**		**2014-15**
	Game	21	Gary Grant	vs. Seattle	1/18/90
			Gary Grant	vs. Milwaukee	11/29/89
			Norm Nixon	vs. Detroit	3/18/85
	Half	15	Gary Grant	vs. Cleveland	3/10/89
	Quarter	10	Mark Jackson	at Detroit	3/23/94
TEAM	Season	2,242			1992-93
	Game	45		vs. Golden State	12/28/89
	Half	25		vs. Sacramento	3/15/92
	Quarter	16		at Detroit	3/23/94

STEALS

INDIVIDUAL	Season	177	Ron Harper		1992-93
	Game	9	Glenn "Doc" Rivers	vs. Phoenix	11/6/91
TEAM	Season	847			1992-93
	Game	22		at Phoenix	11/6/91
TEAM LOW	Game	1		vs. Detroit	2/24/10

BLOCKS

INDIVIDUAL	Season	225	Benoit Benjamin		1987-88
	Game	10	Benoit Benjamin	vs. San Antonio	3/31/89
			Benoit Benjamin	vs. Milwaukee	1/29/88
TEAM	Season	540			2001-02
	Game	19		vs. Philadelphia	11/5/99
	Half	13		vs. Boston	12/30/92
TEAM LOW	Game	0	Several Times	at Miami	11/20/14

TURNOVERS

INDIVIDUAL	Season	297	World B. Free		1978-79
	Game	10	Al Thornton	vs. Philadelphia	3/3/08
			Ron Harper	at Denver (OT)	3/12/91
			Gary Grant	vs. Golden State (OT)	4/13/89
TEAM	Season	1,666			1988-89
	Game	34		vs. Sacramento	12/4/87
				vs. New Jersey	1/28/87

LONGEST WINNING STREAK

Overall	17	11/28/12 – 12/30/12
Home	13	11/28/12 – 1/9/13
Road	8	3/18/15 – 4/14/15

LONGEST LOSING STREAK

Overall	20	4/18/94 – 12/5/94
Home	12	4/18/94 – 12/5/94
Road	27	11/27/87 – 3/26/88

MOST WINS

Season	57	2013-14
Home	34	2013-14
Road	26	2014-15

FEWEST WINS

Season	9	1998-99
Home	6	1998-99
Road	3	1998-99
		1987-88
		1986-87

MOST LOSSES

Season	70	1986-87
Home	32	1986-87
Road	38	1987-88
		1986-87

FEWEST LOSSES

Season	25	2013-14
Home	7	2013-14
Road	15	2014-15

LARGEST MARGINS

Victory	48	142-94	at Lakers	3/6/14
Defeat	50	104-154	at Seattle	12/2/88

FRANCHISE OPPONENT RECORDS

POINTS

INDIVIDUAL	Game	71	David Robinson	vs. San Antonio	4/24/94
	Half	47	David Robinson	vs. San Antonio	4/24/94
	Quarter	28	David Robinson	vs. San Antonio	4/24/94
TEAM	Season	9,525			1988-89
	Game	163		at San Antonio	11/8/78
	Half	88		at Lakers	3/23/79
	Quarter	51		at Denver	1/6/82
	Overtime	25*		vs. New Jersey (A)	11/30/96
	Avg. Per Game	116.2			1988-89
TEAM LOW	Season	4,960			1998-99
	Game	64		vs. Indiana	3/3/07
	Half	16*		vs. N.O./Okla. City	3/1/06
	Quarter	7 (4th)		vs. Memphis	11/29/09
				at Indiana	11/10/04
	Overtime	3		vs. Miami	1/11/12
				vs. Vancouver	3/25/97
				vs. Detroit	11/17/92
				at Utah	1/5/83
	Avg. Per Game	95.0			2011-12

MINUTES PLAYED

INDIVIDUAL	Game	54	Eric "Sleepy" Floyd	at Golden State (2OT)	11/24/87

FIELD GOALS MADE

INDIVIDUAL	Game	26	David Robinson	vs. San Antonio	4/24/94
	Half	16	David Robinson	vs. San Antonio	4/24/94
TEAM	Season	3,849			1985-86
	Game	68		at San Antonio	11/8/78
	Half	36		at Boston	11/7/84
TEAM LOW	Season	1,830			1998-99
	Game	22		at Chicago	2/19/00

FIELD GOALS ATTEMPTED

INDIVIDUAL	Game	41	David Robinson	vs. San Antonio	4/24/94
	Half	30	John Williamson	vs. New Jersey	3/4/78
TEAM	Season	8,106			1973-74
	Game	122		vs. Denver	12/16/88
				vs. Houston (2OT)	10/26/85
	Half	63		vs. Denver	4/12/91
TEAM LOW	Season	3,858			1998-99
	Game	59		at New Orleans	3/22/12

FIELD GOAL PERCENTAGE

TEAM	Season	.529	3,652-6,910		1982-83
	Game	.697	62-89	at Portland	2/1/86
TEAM LOW	Season	.435	2,887-6,638		2005-06
	Game	.286	22-77	at Chicago	2/19/00

3-POINT FIELD GOALS MADE

INDIVIDUAL	Game	9	Latrell Sprewell	at New York	2/4/03
			Michael Adams	vs. Denver	4/12/91
			Dale Ellis	at Seattle	4/20/90
TEAM	Season	683			2014-15
	Game	17		at Houston	2/25/15
TEAM LOW	Season	32			1982-83
	Game	0	Several Times	vs. Atlanta	2/17/10

** Indicates NBA record*

(A) Indicates game played in Anaheim

FRANCHISE OPPONENT RECORDS

3-POINT FIELD GOALS ATTEMPTED

INDIVIDUAL	Game	20	Michael Adams	vs. Denver	4/12/91
TEAM	Season	1,959			2014-15
	Game	45		vs. Houston	2/11/15
TEAM LOW	Season	130			1982-83
	Game	0	Several Times	vs. Washington	1/16/91

3-POINT FIELD GOAL PERCENTAGE

TEAM	Season	.387	417-1,077		1999-00
TEAM LOW	Season	.216	33-153		1980-81

FREE THROWS MADE

INDIVIDUAL	Game	24	Kevin Durant	vs. Oklahoma City	1/23/09
	Half	16	John Williamson	at New Jersey	12/9/78
	Quarter	14	Pete Maravich	at Atlanta	11/28/73
TEAM	Season	2,224			1970-71
	Game	51		vs. Denver	10/29/83
TEAM LOW	Season	1,078			1998-99
	Game	2		at Lakers	3/28/80

FREE THROWS ATTEMPTED

INDIVIDUAL	Game	28	Shaquille O'Neal	vs. Miami (2OT)	1/14/05
	Half	22 (2)	Ben Wallace	vs. Detroit	12/11/05
			Tony Campbell	at Minnesota	3/8/90
	Quarter	20	Ben Wallace	vs. Detroit	12/11/05
TEAM	Season	3,018			1970-71
	Game	60		vs. New Jersey (A) (OT)	11/30/96
				at Portland	10/27/70
TEAM LOW	Season	1,445			1998-99
	Game	3		at Lakers	3/28/80

FREE THROW PERCENTAGE

TEAM	Season	.791	1,592-2,013		1973-74
	Game	1.000	20-20	at Golden State	11/5/14
			15-15	at San Antonio	12/28/11
			12-12	at Orlando	3/9/10
			23-23	at Oklahoma City	11/19/08
			11-11	vs. N.O./Okla. City	4/18/07
			23-23	at Lakers	3/8/05
			10-10	at Sacramento	1/15/05
			20-20	vs. Lakers	12/11/04
			19-19	vs. Seattle	4/14/04
			10-10	at Toronto	1/13/02
			14-14	vs. San Antonio	1/30/98
			18-18	at Boston	3/4/88
			18-18	at New York	4/3/77
			14-14	vs. New Orleans	2/27/75
			24-24	vs. Boston	1/9/75
			22-22	vs. Golden State	11/19/74
			16-16	at Houston	2/17/74
			20-20	vs. Philadelphia	1/2/73
TEAM LOW	Season	.717	1,584-2,209		1993-94
	Game	.300	3-10	at Portland	1/1/06

OFFENSIVE REBOUNDS

INDIVIDUAL	Game	16	Walt Bellamy	at Atlanta (OT)	12/11/73
TEAM	Season	1,348			1993-94
	Game	36		at Phoenix	3/22/74
				vs. Atlanta (OT)	11/13/73
TEAM LOW	Season	640			1998-99
	Game	2		at San Antonio	12/22/14

(A) Indicates game played in Anaheim

FRANCHISE OPPONENT RECORDS

DEFENSIVE REBOUNDS

INDIVIDUAL	Game	22	Dave Cowens	at Boston (P)	2/27/74
TEAM	Season	2,733			1973-74
	Game	55		at Lakers	11/28/75
TEAM LOW	Season	1,506			1998-99
	Game	13		vs. Golden State	3/19/81

TOTAL REBOUNDS

INDIVIDUAL	Game	28	Wes Unseld	at Baltimore	2/17/71
			Wilt Chamberlain	vs. Lakers	12/15/70
TEAM	Season	4,447			1970-71
	Game	80		at Golden State	11/18/72
TEAM LOW	Season	2,146			1998-99
	Game	22		vs. Atlanta	11/10/00

PERSONAL FOULS

TEAM	Season	2,137			1975-76
	Game	42		vs. Denver	1/14/87
TEAM LOW	Season	1,042			1998-99
	Game	10	Several Times	at Dallas	4/2/12

DISQUALIFICATIONS

TEAM	Season	38			1975-76

ASSISTS

INDIVIDUAL	Game	25	Nate McMillan	at Seattle	2/23/87
	Half	17	Nate McMillan	at Seattle	2/23/87
	Quarter	12	Avery Johnson	at San Antonio	12/10/97
TEAM	Season	2,469			1985-86
	Game	50		at Houston	3/15/86
	Half	28		at Houston	3/15/86
	Quarter	17		at Phoenix	1/17/87
TEAM LOW	Season	1,101			1998-99
	Game	6 (2)		at Dallas	4/19/06

STEALS

INDIVIDUAL	Game	10	Alvin Robertson	vs. San Antonio	11/22/86
TEAM	Season	933			1988-89
	Game	23		at Seattle	12/2/88
TEAM LOW	Season	396			2011-12
	Game	0		vs.Utah	12/29/04

BLOCKED SHOTS

INDIVIDUAL	Game	12	Dikembe Mutombo	at Denver	4/18/93
TEAM	Season	551			1988-89
	Game	19		at Philadelphia (OT)	11/13/83
TEAM LOW	Season	245			2014-15
	Note: LAC had 245 of their shots blocked in 2014-15, the fewest against any team in an 82-game season since 1973-74.				
	Game	0	Several Times	vs. Denver	4/13/15

TURNOVERS

INDIVIDUAL	Game	11	Stephen Curry	vs. Golden State	10/31/13
TEAM	Season	1,763			1973-74
	Game	37		at Phoenix	10/29/80
TEAM LOW	Season	782			1998-99
	Game	3		at Philadelphia	12/15/10

(P) Indicates game played in Providence

ALL-TIME CLIPPERS OPPONENT RECORDS

POINTS

INDIVIDUAL	Game	71	David Robinson	vs. San Antonio	4/24/94
	Half	47	David Robinson	vs. San Antonio	4/24/94
	Quarter	28	David Robinson	vs. San Antonio	4/24/94
TEAM	Season	9,525			1988-89
	Game	163		at San Antonio	11/8/78
	Half	88		at Lakers	3/23/79
	Quarter	51		at Denver	1/6/82
	Overtime	25*		vs. New Jersey (A)	11/30/96
	Avg. Per Game	116.2			1988-89
TEAM LOW	Season	4,960			1998-99
	Game	64		vs. Indiana	3/3/07
	Half	16*		vs. N.O./Okla. City	3/1/06
	Quarter	7 (4th)		vs. Memphis	11/29/09
				at Indiana	11/10/04
	Overtime	3		vs. Miami	1/11/12
				vs. Vancouver	3/25/97
				vs. Detroit	11/17/92
				at Utah	1/5/83
	Avg. Per Game	95.0			2011-12

MINUTES PLAYED

INDIVIDUAL	Game	54	Eric "Sleepy" Floyd	at Golden State (2OT)	11/24/87

FIELD GOALS MADE

INDIVIDUAL	Game	26	David Robinson	vs. San Antonio	4/24/94
	Half	16	David Robinson	vs. San Antonio	4/24/94
TEAM	Season	3,849			1985-86
	Game	68		at San Antonio	11/8/78
	Half	36		at Boston	11/7/84
TEAM LOW	Season	1,830			1998-99
	Game	22		at Chicago	2/19/00
	Half	5		vs. N.O./Okla. City	3/1/06

FIELD GOALS ATTEMPTED

INDIVIDUAL	Game	41	David Robinson	vs. San Antonio	4/24/94
			Kobe Bryant	vs. Lakers	1/7/06
	Half	29	Kobe Bryant	vs. Lakers	1/7/06
TEAM	Season	7,801			1978-79
	Game	122		vs. Denver	12/16/88
				vs. Houston (2OT)	10/26/85
	Half	63		vs. Denver	4/12/91
TEAM LOW	Season	3,858			1998-99
	Game	59		at New Orleans	3/22/12

FIELD GOAL PERCENTAGE

TEAM	Season	.529	3,652-6,910		1982-83
	Game	.697	62-89	at Portland	2/1/86
TEAM LOW	Season	.435	2,887-6,638		2005-06
	Game	.286	22-77	at Chicago	2/19/00

3-POINT FIELD GOALS MADE

INDIVIDUAL	Game	9	Latrell Sprewell	at New York	2/4/03
			Michael Adams	vs. Denver	4/12/91
			Dale Ellis	at Seattle	4/20/90
TEAM	Season	683			2014-15
	Game	17		at Houston	2/25/15
TEAM LOW	Season	32			1982-83
	Game	0	Several Times	vs. Atlanta	2/17/10

** Indicates NBA record*

(A) Indicates game played in Anaheim

ALL-TIME CLIPPERS OPPONENT RECORDS

3-POINT FIELD GOALS ATTEMPTED

INDIVIDUAL	Game	20	Michael Adams	vs. Denver	4/12/91
TEAM	Season	1,959			2014-15
	Game	45		at Houston	2/25/15
TEAM LOW	Season	130			1982-83
	Game	0	Several Times	vs. Washington	1/16/91

3-POINT FIELD GOAL PERCENTAGE

TEAM	Season	.387	417-1,077		1999-00
TEAM LOW	Season	.216	33-153		1980-81

FREE THROWS MADE

INDIVIDUAL	Game	24	Kevin Durant	vs. Oklahoma City	1/23/09
	Half	16	John Williamson	at New Jersey	12/9/78
	Quarter	12	Sam Vincent	at Orlando	2/3/90
TEAM	Season	1,988			1981-82
	Game	51		vs. Denver	10/29/83
TEAM LOW	Season	1,078			1998-99
	Game	2		at Lakers	3/28/80

FREE THROWS ATTEMPTED

INDIVIDUAL	Game	28	Shaquille O'Neal	vs. Miami (2OT)	1/14/05
	Half	22 (2)	Ben Wallace	vs. Detroit	12/11/05
			Tony Campbell	at Minnesota	3/8/90
	Quarter	20	Ben Wallace	vs. Detroit	12/11/05
TEAM	Season	2,647			1981-82
	Game	60		vs. New Jersey (A) (OT)	11/30/96
TEAM LOW	Season	1,445			1998-99
	Game	3		at Lakers	3/28/80

FREE THROW PERCENTAGE

TEAM	Season	.783	1,749-2,233		1983-84
	Game	1.000	20-20	at Golden State	11/5/14
			15-15	at San Antonio	12/28/11
			12-12	at Orlando	3/9/10
			23-23	at Oklahoma City	11/19/08
			6-6	vs. San Antonio	11/17/08
			11-11	vs. N.O./Okla. City	4/18/07
			23-23	at Lakers	3/8/05
			10-10	at Sacramento	1/1/05
			20-20	vs. Lakers	12/11/04
			19-19	vs. Seattle	4/14/04
			8-8	at Boston	2/4/04
			7-7	vs. Memphis	4/16/02
			10-10	at Toronto	1/13/02
			5-5	vs. Atlanta	2/26/00
			14-14	vs. San Antonio	1/30/98
			18-18	at Boston	3/4/88
			9-9	vs. Phoenix	11/20/1979
TEAM LOW	Season	.717	1,584-2,209		1993-94
	Game	.300	3-10	at Portland	1/1/06

OFFENSIVE REBOUNDS

INDIVIDUAL	Game	15	Dennis Rodman	at Chicago	12/23/97
TEAM	Season	1,348			1993-94
	Game	33		at Chicago	12/23/97
TEAM LOW	Season	640			1998-99
	Game	2		at San Antonio	12/22/14

ALL-TIME CLIPPERS OPPONENT RECORDS

DEFENSIVE REBOUNDS

INDIVIDUAL	Game	20	Dwight Howard	vs. Orlando	12/8/08
			Popeye Jones	at Dallas	4/6/96
TEAM	Season	2,699			1999-00
	Game	52		at Indiana	1/6/89
				at New Jersey	1/3/87
TEAM LOW	Season	1,506			1998-99
	Game	13		vs. Golden State	3/19/81

TOTAL REBOUNDS

INDIVIDUAL	Game	27	Popeye Jones	at Dallas	4/6/96
TEAM	Season	3,916			1993-94
	Game	74		at Indiana	1/6/89
TEAM LOW	Season	2,146			1998-99
	Game	22		vs. Atlanta	11/10/00

PERSONAL FOULS

TEAM	Season	2,124			1981-82
	Game	42		vs. Denver	1/14/87
TEAM LOW	Season	1,042			1998-99
	Game	10	Several Times	at Dallas	4/2/12

DISQUALIFICATIONS

TEAM	Season	30			1978-79

ASSISTS

INDIVIDUAL	Game	25	Nate McMillan	at Seattle	2/23/87
	Half	17	Nate McMillan	at Seattle	2/23/87
	Quarter	12	Avery Johnson	at San Antonio	12/10/97
TEAM	Season	2,469			1985-86
	Game	50		at Houston	3/15/86
	Half	28		at Houston	3/15/86
	Quarter	17		at Phoenix	1/17/87
TEAM LOW	Season	1,101			1998-99
	Game	6 (2)		at Dallas	4/19/06

STEALS

INDIVIDUAL	Game	10	Alvin Robertson	vs. San Antonio	11/22/86
TEAM	Season	933			1988-89
	Game	23		at Seattle	12/2/88
TEAM LOW	Season	396			2011-12
	Game	0		vs.Utah	12/29/04

BLOCKED SHOTS

INDIVIDUAL	Game	12	Dikembe Mutombo	at Denver	4/18/93
TEAM	Season	551			1988-89
	Game	19		at Philadelphia (OT)	11/13/83
TEAM LOW	Season	245			2014-15
	Note: LAC had 245 of their shots blocked in 2014-15, the fewest against any team in an 82-game season since 1973-74.				
	Game	0	Several Times	vs. Denver	4/13/15

TURNOVERS

INDIVIDUAL	Game	11	Stephen Curry	vs. Golden State	3/11/15
TEAM	Season	1,723			1982-83
	Game	37		at Phoenix	10/29/80
TEAM LOW	Season	782			1998-99
	Game	3		at Philadelphia	12/15/10

RECORD BOOK

FRANCHISE PLAYOFF RECORDS

MINUTES

		LOS ANGELES CLIPPERS				BUFFALO BRAVES			
INDIVIDUAL	Series	319	Elton Brand	vs. Phoenix	5/8/06-5/22/06	327	Bob McAdoo	vs. Washington	4/10/75-4/25/75
	Game	55	Elton Brand	at Phoenix (2OT)	5/16/06	51	Bob McAdoo	vs. Philadelphia	4/18/76

POINTS

INDIVIDUAL	Series	216	Elton Brand	vs. Phoenix	5/8/06-5/22/06	262	Bob McAdoo	vs. Washington	4/10/75-4/25/75
	Game	40	Elton Brand	at Phoenix	5/8/06	50	Bob McAdoo	vs. Washington	4/18/75
	Half	**26**	**Blake Griffin**	**at Houston**	**5/6/15**				
	Quarter	**17**	**Chris Paul**	**at Oklahoma City**	**5/5/14**				
	Overtime	6	**J.J. Redick**	**vs. San Antonio**	**4/22/15**				
			Elton Brand	at Phoenix	5/16/06				
TEAM	Series	793		at Phoenix	5/8/06-5/22/06	714		vs. Washington	4/10/75-4/25/75
	Game	138		vs. Golden State	4/21/14	124		vs. Boston	4/28/76
								at Philadelphia	4/18/76
	Half	71		at Houston	5/4/15				
				vs. Golden State	4/21/14				
	Quarter	43 (3rd)		vs. Houston	5/10/15				
	Overtime	14		vs. Memphis	5/7/12				

FIELD GOALS MADE

INDIVIDUAL	Series	88	Elton Brand	vs. Phoenix	5/8/06-5/22/06	104	Bob McAdoo	vs. Washington	4/10/75-4/25/75
	Game	18	Elton Brand	at Phoenix	5/8/06	21	Bob McAdoo	vs. Boston	4/6/74
	Half	11	**Blake Griffin**	**at Houston**	**5/6/15**				
	Quarter	7	**Blake Griffin (3rd)**	**vs. Golden State**	**4/21/14**				
			Blake Griffin (1st)	**vs. San Antonio**	**5/19/12**				
TEAM	Series	305		vs. Phoenix	5/8/06-5/22/06	291		vs. Washington	4/10/75-4/25/75
	Game	49		at Phoenix	5/10/06	50		vs. Boston	4/6/74
	Half	28		at Phoenix	5/10/06				
	Quarter	16 (3)		at Houston	5/6/15				

FIELD GOALS ATTEMPTED

INDIVIDUAL	Series	149	Elton Brand	vs. Phoenix	5/8/06-5/22/06	216	Bob McAdoo	vs. Washington	4/10/75-4/25/75
	Game	26	Elton Brand	at Phoenix	5/22/06	40	Bob McAdoo	vs. Boston	4/6/74
	Half	15	**Blake Griffin**	**vs. San Antonio**	**4/28/15**				
			Jamal Crawford	**at Oklahoma City**	**5/13/14**				
			Blake Griffin	**at Golden State**	**5/1/14**				
			Elton Brand	at Phoenix	5/22/06				
	Quarter	11	**Blake Griffin (3rd)**	**at Golden State**	**5/1/14**				
			Jamal Crawford (4th)	**at Oklahoma City**	**5/13/14**				
			Mo Williams (4th)	vs. Memphis	5/9/12				
			Ron Harper	at Houston	5/1/93				
TEAM	Series	606		vs. Houston	5/4/15 – 5/17/15	640		vs. Washington	4/10/75-4/25/75
	Game	103		at Phoenix(2OT)	5/16/06	111		vs. Boston	4/6/74
	Half	57		at Phoenix	5/10/06				
	Quarter	30 (1st)		at Houston	5/12/15				
				at Houston	5/8/93				
				at Houston	4/29/93				

FIELD GOAL PERCENTAGE

TEAM	Series	.509	305-599	vs. Phoenix	5/8/06-5/22/06	.484	251-518	vs. Boston	4/21/76-5/2/76
	Game	.615	48-78	vs. Phoenix	5/18/06				
	Half	.636	21-33	at Phoenix	5/10/06				
	Quarter	.765	13-17	vs. Memphis (4th)	4/29/12				

FREE THROWS MADE

INDIVIDUAL	Series	**41**	**Blake Griffin**	**vs. San Antonio**	**4/19/15 – 5/2/15**	54	Bob McAdoo	vs. Washington	4/10/75-4/25/75
	Game	14	**DeAndre Jordan**	**vs. Houston**	**5/10/15**	12	Bob McAdoo	vs. Washington	4/20/75
	Half	10	**DeAndre Jordan**	**vs. Houston**	**5/10/15**				
			Chris Paul	**at San Antonio**	**4/26/15**				
			Doc Rivers	vs. Utah	5/3/92				
	Quarter	9	Doc Rivers	vs. Utah	5/3/92				
TEAM	Series	156		vs. Houston	5/4/15 – 5/17/15	132		vs. Washington	4/10/75-4/25/75
	Game	37		vs. Houston	5/10/15	36		at Philadelphia	4/18/76
				at Utah	4/26/97				
	Half	24		vs. Houston	5/10/15				
	Quarter	16		vs. Utah	5/3/92				

FRANCHISE PLAYOFF RECORDS

FREE THROWS ATTEMPTED

INDIVIDUAL	Series	84	**DeAndre Jordan**	**vs. Houston**	**5/4/15 – 5/17/15**	73	Bob McAdoo	vs. Washington	4/10/75-4/25/75
	Game	**34**	**DeAndre Jordan**	**vs. Houston**	**5/10/15**	14	Bob McAdoo	vs. Philadelphia	4/16/76
			Elton Brand	at Phoenix(2OT)	5/16/06		Bob McAdoo	vs. Washington	4/18/75
	Half	28	**DeAndre Jordan**	**vs. Houston**	**5/10/15**				
	Quarter	14	**DeAndre Jordan (1st)**	**vs. Houston**	**5/10/15**				
			DeAndre Jordan (2nd)	**vs. Houston**	**5/10/15**				
TEAM	Series	228		vs. Houston	5/8/15 – 5/14/15	177		vs. Washington	4/10/75-4/25/75
	Game	63		vs. Houston	5/10/15	48		at Philadelphia	4/18/76
	Half	44		vs. Houston	5/10/15				
	Quarter	27 (2nd)		vs. Houston	5/10/15				

FREE THROW PERCENTAGE

TEAM	Series	.826	152-184	vs. Phoenix	5/8/06-5/22/06	.764	81-106	vs. Philadelphia	4/15/76-4/18/76
	Game	.889	24-27	vs. Denver	5/1/06				
	Half	1.000 (6)	2-2	at San Antonio	4/24/15				

3-POINT FIELD GOALS MADE

INDIVIDUAL	Series	**20**	**J.J. Redick**	**vs. Houston**	**5/4/15 – 5/17/15**
	Game:	**8**	**Chris Paul**	**at Oklahoma City**	**5/5/14**
	Half:	**6**	**Chris Paul**	**at Oklahoma City**	**5/5/14**
	Quarter:	**5**	**Chris Paul**	**at Oklahoma City**	**5/5/14**
TEAM	Series	68		vs. Houston	5/4/15 – 5/17/15
	Game	15		vs. Oklahoma City	5/5/14
	Half	11		at Houston	5/4/15
	Quarter	7 (1st)		at Oklahoma City	5/5/14

The NBA did not implement the 3-pt field goal until the 1979-80 season.

3-POINT FIELD GOALS ATTEMPTED

INDIVIDUAL	Series	**52**	**J.J. Redick**	**vs. Houston**	**5/4/15 – 5/17/15**
	Game	13	Sam Cassell	at Phoenix(2OT)	5/16/06
	Half	8	Sam Cassell	at Phoenix(2OT)	5/16/06
	Quarter	5	Matt Barnes (1st)	vs. Houston	5/14/15
			J.J. Redick (1st)	**at Houston**	**5/12/15**
			Chris Paul (1st)	**at Oklahoma City**	**5/5/14**
			Sam Cassell	at Phoenix(2OT)	5/16/06
			Vladimir Radmanovic	vs. Phoenix	5/12/06
TEAM	Series	209		vs. Houston	5/4/15 – 5/17/15
	Game	35		vs. Houston	5/12/15
	Half	20		at Houston	5/12/15
	Quarter	11 (3) (4th)		at Houston	5/12/15

The NBA did not implement the 3-pt field goal until the 1979-80 season.

OFFENSIVE REBOUNDS

INDIVIDUAL	Series	35	Elton Brand	vs. Phoenix	5/8/06-5/22/06	25	Bob McAdoo	vs. Washington	4/10/75-4/25/75
	Game	8	Ken Norman	at Utah	4/26/92	10	Jim McMillian	vs. Boston	4/6/74
TEAM	Series	90		vs. Phoenix	5/8/06-5/22/06	90		vs. Washington	4/10/75-4/25/75
	Game	20		at Phoenix(2OT)	5/16/06	20		vs. Boston	4/6/74
				at Utah	4/26/92				

DEFENSIVE REBOUNDS

INDIVIDUAL	Series	**78**	**DeAndre Jordan**	**vs. Golden State**	**4/19/14-5/3/14**	69	Bob McAdoo	vs. Washington	4/10/75-4/25/75
	Game	**17**	**Blake Griffin**	**at San Antonio**	**4/26/15**	18	Bob McAdoo	at Philadelphia	4/15/76
			DeAndre Jordan	**at Golden State**	**5/1/14**		Bob McAdoo	vs. Boston	4/2/74
			DeAndre Jordan	**at Golden State**	**5/1/14**				
TEAM	Series	248		vs. San Antonio	4/19/15 – 5/2/15	219		vs. Boston	3/30/74-4/12/74
	Game	41 (2)		vs. Houston	5/10/15	42		vs. Boston	4/6/74

FRANCHISE PLAYOFF RECORDS

		LOS ANGELES CLIPPERS				BUFFALO BRAVES			
TOTAL REBOUNDS									
INDIVIDUAL	Series	**106**	**DeAndre Jordan**	**vs. Golden State**	**4/19/14-5/3/14**	94	Bob McAdoo	vs. Washington	4/10/75-4/25/75
	Game	**22**	**DeAndre Jordan**	**at Golden State**	**4/24/14**	22	Bob McAdoo	at Philadelphia	4/18/76
	Half	**14**	**Blake Griffin**	**at San Antonio**	**4/26/16**	13	Bob McAdoo	vs. Philadelphia	4/15/76
	Quarter	10	**Blake Griffin (4th)**	**at San Antonio**	**4/26/16**				
TEAM	Series	335		vs. Phoenix	5/8/06-5/22/06	301		vs. Washington	4/10/75-4/25/75
	Game	57(2)		at Phoenix(2OT)	5/16/06	62		vs. Boston	4/6/74
	Half	36		at Phoenix	5/10/06				
	Quarter	19		at Phoe nix	5/10/06				
ASSISTS									
INDIVIDUAL	Series	**71**	**Chris Paul**	**vs. Oklahoma City**	**5/5/14-5/15/14**	52	Ernie DiGregorio	vs. Boston	3/30/74-4/12/74
	Game	**16**	**Chris Paul**	**vs. Oklahoma City**	**5/9/14**	13	Randy Smith	at Philadelphia	4/15/76
	Half	10	**Blake Griffin**	**at Houston**	**5/4/15**				
			Shaun Livingston	vs. Denver	5/1/06				
	Quarter	**7(3)**	**Chris Paul (4th Q)**	**at Houston**	**5/17/15**				
			Chris Paul (1st)	**vs. San Antonio**	**5/19/12**				
TEAM	Series	166		vs. Golden State	4/19/14-5/3/14	150		vs. Boston	3/30/74-4/12/74
	Game	31		at Houston	5/4/15	30		at Philadelphia	4/18/76
	Half	17 (4)		at Houston	5/4/15				
	Quarter	10 (2) (1st)		vs. Houston	5/8/15				
PERSONAL FOULS									
TEAM	Series	201		vs. Houston	5/4/15 – 5/17/15	167		vs. Washington	4/10/75-4/25/75
	Game	40 (2)		at Houston	5/6/15	38		at Philadelphia	4/18/76
	Half	26		at Houston	5/6/15				
	Quarter	14 (3rd)		at Houston	5/6/15				
STEALS									
INDIVIDUAL	Series	**22**	**Chris Paul**	**vs. Golden State**	**4/19/14-5/3/14**	18	Randy Smith	vs. Washington	4/10/75-4/25/75
	Game	6	**Jamal Crawford**	**vs. Houston**	**5/8/15**	5	Randy Smith	vs. Washington	4/12/75
			Ron Harper	at Houston	5/8/93				
	Half	4 (3)	Matt Barnes	at Houston	5/4/15				
	Quarter	3 (4)	**DeAndre Jordan (1st)**	**at Houston**	**5/17/15**				
TEAM	Series	71		vs. Golden State	4/19/14-5/3/14	64		vs. Washington	4/10/75-4/25/75
	Game	15		vs. Golden State	4/21/14	14		vs. Boston	4/12/74
	Half	9		vs. Houston	5/5/93				
	Quarter	6 (6) (4th)		vs. Houston	5/10/15				
BLOCKS									
INDIVIDUAL	Series	**28**	**DeAndre Jordan**	**vs. Golden State**	**4/19/14-5/3/14**	19	Bob McAdoo	vs. Washington	4/10/75-4/25/75
	Game	**5 (3)**	**DeAndre Jordan**	**vs. Golden State**	**4/24/14**	6	Gar Heard	vs. Boston	4/12/74
		5 (4)	Elton Brand	vs. Phoenix	5/16/06				
	Half	**5**	**DeAndre Jordan**	**vs. Golden State**	**4/19/14**				
	Quarter	**3 (3)**	**Blake Griffin (3rd)**	**vs. San Antonio**	**4/19/15**				
TEAM	Series	43 (2)		vs. San Antonio	4/19/15 – 5/2/15	38		vs. Washington	4/10/75-4/25/75
	Game	10		vs. Memphis	4/22/13	9		vs. Boston	5/2/76
				at Memphis	4/25/13				
	Half	6 (4)		at Houston	5/6/15				
	Quarter	6		vs. Phoenix	5/18/06				
TURNOVERS									
INDIVIDUAL	Series	**25**	**Chris Paul**	**vs. Golden State**	**4/19/14-5/3/14**	N/A			
			Chris Paul	**vs. Memphis**	**4/29/12-5/13/12**				
	Game	**8**	**Chris Paul**	**at San Antonio**	**5/17/12**	N/A			
	Half	6 (2)	**Jamal Crawford**	**at Houston**	**5/4/15**				
	Quarter	5	**Jamal Crawford (2nd)**	**at Houston**	**5/4/15**				
TEAM	Series	106		vs. Memphis	4/29/12-5/13/12				
	Game	25		at Denver	4/27/06				
	Half	15		at Denver	4/27/06				
	Quarter	9	(2nd)	at Houston	5/4/15				

OPPONENTS PLAYOFF RECORDS

MINUTES					
INDIVIDUAL	Series	298	Shawn Marion	vs. Phoenix	5/8/06-5/22/06
	Game	55	Shawn Marion	at Phoenix (2OT)	5/16/06
POINTS					
INDIVIDUAL	Series	199	Kevin Durant	vs. Oklahoma City	5/5/14-5/15/14
			Elvin Hayes	vs. Washington	4/10/75-4/25/75
	Game	46	Elvin Hayes	at Washington	4/20/75
	Half	24	Hakeem Olajuwon	vs. Houston	5/3/93
	Quarter	17 (2nd)	James Harden	vs. Houston	5/14/15
	Overtime	8	Patty Mills	vs. San Antonio	4/22/15
TEAM	Series	786		vs. Phoenix	5/8/06-5/22/06
	Game	131		vs. Philadelphia	4/16/76
	Half	74		at Phoenix	5/8/06
	Quarter	37 (3) (2nd)		vs. Houston	5/14/15
	Overtime	17		vs. San Antonio	4/22/15
FIELD GOALS MADE					
INDIVIDUAL	Series	83	Elvin Hayes	vs. Washington	4/10/75-4/25/75
	Game	19	Elvin Hayes	at Washington	4/20/75
	Half	11	Hakeem Olajuwon	vs. Houston	5/3/93
	Quarter	7	Hakeem Olajuwon	vs. Houston	5/3/93
TEAM	Series	290		vs. Phoenix	5/8/06-5/22/06
	Game	49		at Phoenix (2OT)	5/16/06
	Half	26(2)		at Phoenix	5/8/06
	Quarter	15 (2) (1st)		at Memphis	5/9/12
				at Houston	4/29/93
				at Utah	4/24/92
FIELD GOALS ATTEMPTED					
INDIVIDUAL	Series	135	Shawn Marion	vs. Phoenix	5/8/06-5/22/06
	Game	33	Shawn Marion	at Phoenix (2OT)	5/16/06
	Half	17	Shawn Marion	at Phoenix (2OT)	5/16/06
	Quarter	11	Hakeem Olajuwon	at Houston	5/8/93
TEAM	Series	613		vs. Phoenix	5/8/06-5/22/06
	Game	107		at Phoenix (2OT)	5/16/06
	Half	51 (2)		vs. Houston	5/8/15
	Quarter	29 (3rd)		vs. San Antonio	4/19/15
FIELD GOAL PERCENTAGE					
TEAM	Series	.521	110-211	vs. Utah	4/24/97-4/28/97
	Game	.627	47-75	at Houston	4/29/93
	Half	.667	24-36	vs. Utah	4/28/97
	Quarter	.765 (3rd)		at San Antonio	5/17/12
FREE THROWS MADE					
INDIVIDUAL	Series	67	James Harden	vs. Houston	5/4/15 – 5/17/15
	Game	22	Karl Malone	vs. Utah	5/3/92
	Half	16	James Harden	at Houston	5/17/15
	Quarter	9 (4th)	James Harden	at Houston	5/17/15
TEAM	Series	175		vs. Houston	5/4/15 – 5/17/15
	Game	42		at Houston	5/6/15
	Half	28		at Houston	5/6/15
	Quarter	16 (2) (4th)		at Memphis	5/2/12

OPPONENTS PLAYOFF RECORDS

FREE THROWS ATTEMPTED

INDIVIDUAL	Series	85	Dwight Howard	vs. Houston	5/4/15 – 5/17/15
	Game	24	Karl Malone	vs. Utah	5/3/92
	Half	14	Karl Malone	vs. Utah	5/3/92
	Quarter	10 (2)	James Harden (4th)	at Houston	5/17/15
TEAM	Series	275		vs. Houston	5/4/15 – 5/17/15
	Game	64		at Houston	5/6/15
	Half	43		at Houston	5/6/15
	Quarter	25	(3rd)	at Houston	5/6/15

FREE THROW PERCENTAGE

TEAM	Series	.824	145-176	vs. Oklahoma City	5/5/14-5/15/14
	Game	.960	24-25	at Phoenix	5/8/06
	Half	1.000	4-4	at San Antonio	4/24/15
			9-9	at Phoenix	5/8/06
			5-5	at Houston	5/8/93

3-POINT FIELD GOALS MADE

INDIVIDUAL	Series	24	Raja Bell	vs. Phoenix	5/8/06-5/22/06
	Game	7	Marco Belinelli	at San Antonio	4/30/15 7
			Stephen Curry	vs. Golden State	4/27/14
			Raja Bell	vs. Phoenix	5/14/06
	Half	4 (3)	Marco Belinelli	at San Antonio	4/30/15
	Quarter	4 (4) (2nd)	Marco Belinelli	at San Antonio	4/30/15
TEAM	Series	77		vs. Phoenix	5/8/06-5/22/06
	Game	15		vs. Golden State	4/27/14
				vs. Phoenix	5/22/06
	Half	8 (2)		vs. Houston	5/14/15
	Quarter	7 (4th)		vs. Houston	5/14/15

3-POINT FIELD GOALS ATTEMPTED

INDIVIDUAL	Series	57	Stephen Curry	vs. Golden State	4/19/14-5/3/14
	Game	14	Stephen Curry	vs. Golden State	4/27/14
	Half	7 (3)	Manu Ginobili (1st)		5/17/12
	Quarter	7	Greg Buckner	vs. Denver	4/24/06
TEAM	Series	203		vs. Phoenix	5/8/06-5/22/06
	Game	36		vs. Phoenix	5/14/06
	Half	18		vs. Phoenix	5/14/06
	Quarter	11		vs. Phoenix	5/14/06

OFFENSIVE REBOUNDS

INDIVIDUAL	Series	27	Zach Randolph	vs. Memphis	4/29/12-5/13/12
	Game	9	Hakeem Olajuwon	at Houston	5/8/93
TEAM	Series	94		vs. Memphis	4/29/12-5/13/12
	Game	21		at Utah	5/4/92

DEFENSIVE REBOUNDS

INDIVIDUAL	Series	71	Dwight Howard	vs. Houston	5/4/15 – 5/17/15
	Game	16	Kevin Durant	vs. Oklahoma City	5/15/14
TEAM	Series	256		vs. Houston	5/4/15 – 5/17/15
	Game	45		vs. Houston	5/14/15

TOTAL REBOUNDS

INDIVIDUAL	Series	97	Dwight Howard	vs. Houston	5/4/15 – 5/17/15
	Game	21	Dwight Howard	vs. Houston	5/14/15
			Hakeem Olajuwon	at Houston	5/8/93
	Half	12 (2)	Dwight Howard	vs. Houston	5/14/15
	Quarter	8 (2)	Dwight Howard (1st)	at Houston	5/12/15
TEAM	Series	337		vs. Houston	5/4/15 – 5/17/15
	Game	60		vs. Houston	5/14/15
	Half	34 (2)		vs. Houston	5/14/15
	Quarter	21 (2) (4th)		vs. Houston	5/14/15

** Indicates NBA record for a 5-game playoff series*

OPPONENTS PLAYOFF RECORDS

ASSISTS

INDIVIDUAL	Series	80	John Stockton	vs. Utah	4/24/92-5/4/92
	Game	21	John Stockton	at Utah	4/24/92
	Half	12	John Stockton	at Utah	4/26/92
			John Stockton	at Utah	4/24/92
	Quarter	6(8)	Steve Nash	at Phoenix	5/8/06
			John Stockton	at Utah	4/24/97
TEAM	Series	192		vs. Phoenix	5/8/06-5/22/06
	Game	35		at Houston	4/29/93
	Half	21		at Houston	4/29/93
	Quarter	11		at Houston	4/29/93

PERSONAL FOULS

TEAM	Series	177 (2)		vs. Houston	5/4/15 – 5/17/15
	Game40			vs. Houston	5/10/15
	Half	27		vs. Houston	5/10/15
	Quarter	16 (2nd)		vs. Houston	5/10/15

STEALS

INDIVIDUAL	Series	15	Trevor Ariza	vs. Houston	5/4/15 – 5/17/15
	Game	6	Shawn Marion	vs. Phoenix	5/16/06
	Half	4(2)	Shawn Marion	vs. Phoenix	5/16/06
	Quarter	4	Robert Horry	vs. Houston	5/3/93
TEAM	Series	58		vs. Houston	5/4/15 – 5/17/15
	Game	14 (2)		at Houston	5/4/15
	Half	9 (2nd)		at Memphis	5/2/12
	Quarter	6 (2) (2nd)		at Houston	5/4/15

BLOCKS

INDIVIDUAL	Series	29	Hakeem Olajuwon	vs. Houston	4/29/93-5/8/93
	Game	9	Hakeem Olajuwon	at Houston	4/29/93
	Half	5	Hakeem Olajuwon	at Houston	4/29/93
			Karl Malone	at Utah	5/4/92
	Quarter	4	Hakeem Olajuwon	at Houston	4/29/93
			Karl Malone	at Utah	5/4/92
TEAM	Series	44		vs. Houston	4/29/93-5/8/93
	Game	14		at Houston	4/29/93
	Half	9		at Houston	4/29/93
	Quarter	6		at Utah	5/4/92

TURNOVERS

INDIVIDUAL	Series	35	James Harden	vs. Houston	5/4/15 – 5/17/15
	Game	9	James Harden	at Houston	5/4/15
	Half	5 (3)	James Harden	at Houston	5/6/15
	Quarter	4 (3) (4th)	Kostas Papanikolaou	vs. Houston	5/10/15
TEAM	Series	118		vs. Golden State	4/29/14-5/3/14
	Game	26		vs. Golden State	4/29/14-5/3/14
	Half	14 (1st)		at Houston	5/4/15
	Quarter	9 (3) (4th)		vs. Houston	5/10/15

FRANCHISE PLAYOFF RESULTS

LOS ANGELES CLIPPERS

2014-15 vs. Houston Rockets
Western Conference Semifinals (Rockets win series, 4-3)

May 4	at Houston	W	117-101
May 6	at Houston	L	115-109
May 8	at Los Angeles	W	124-99
May 10	at Los Angeles	W	128-95
May 12	at Houston	L	124-103
May 14	at Los Angeles	L	119-107
May 17	at Houston	L	113-100

2014-15 vs. San Antonio Spurs
Western Conference First Round (Clippers win series, 4-3)

April 19	at Los Angeles	W	107-92
April 22	at Los Angeles	L	111-107
April 24	at San Antonio	L	100-73
April 26	at San Antonio	W	114-105
April 28	at Los Angeles	L	111-107
April 30	at San Antonio	W	102-96
May 2	at Los Angeles	W	111-109

2013-14 vs. Oklahoma City Thunder
Western Conference Semifinals (Thunder win series, 4-2)

May 5	at Oklahoma City	W	122-105
May 7	at Oklahoma City	L	112-101
May 9	at Los Angeles	L	118-112
May 11	at Los Angeles	W	101-99
May 13	at Oklahoma City	L	105-104
May 15	at Los Angeles	L	104-98

2013-14 vs. Golden State Warriors
Western Conference First Round (Clippers win series, 4-3)

April 19	at Los Angeles	L	109-105
April 21	at Los Angeles	W	138-98
April 24	at Golden State	W	98-96
April 27	at Golden State	L	118-97
April 29	at Los Angeles	W	113-103
May 1	at Golden State	L	100-99
May 3	at Los Angeles	W	126-121

2012-13 vs. Memphis Grizzlies
Western Conference First Round (Grizzlies win series, 4-2)

April 20	at Los Angeles	W	112-91
April 22	at Los Angeles	W	93-91
April 25	at Memphis	L	94-82
April 27	at Memphis	L	104-83
April 30	at Los Angeles	L	103-93
May 3	at Memphis	L	118-105

2011-12 vs. San Antonio Spurs
Western Conference Semifinals (Spurs win series, 4-0)

May 15	at San Antonio	L	108-92
May 17	at San Antonio	L	105-88
May 19	at Los Angeles	L	96-86
May 20	at Los Angeles	L	102-99

2011-12 vs. Memphis Grizzlies
Western Conference First Round (Clippers win series, 4-3)

April 29	at Memphis	W	99-98
May 2	at Memphis	L	105-98
May 5	at Los Angeles	W	87-86
May 7	at Los Angeles	W	101-97 (OT)
May 9	at Memphis	L	92-80
May 11	at Los Angeles	L	90-88
May 13	at Memphis	W	82-72

2005-06 vs. Phoenix Suns
Western Conference Semifinals (Suns win series, 4-3)

May 8	at Phoenix	L	130-123
May 10	at Phoenix	W	122-97
May 12	at Los Angeles	L	94-91
May 14	at Los Angeles	W	114-107
May 16	at Phoenix	L	125-118(2OT)
May 18	at Los Angeles	W	118-106
May 22	at Phoenix	L	127-107

FRANCHISE PLAYOFF RESULTS

2005-06 vs. Denver Nuggets
Western Conference First Round (Clippers win series, 4-1)

April 22	at Los Angeles	W	89-87
April 24	at Los Angeles	W	98-87
April 27	at Denver	L	94-87
April 29	at Denver	W	100-86
May 1	at Los Angeles	W	101-83

1996-97 vs. Utah Jazz
Western Conference First Round (Jazz win series, 3-0)

April 24	at Utah	L	106-86
April 26	at Utah	L	105-99
April 28	at Los Angeles	L	104-92

1992-93 vs. Houston Rockets
Western Conference First Round (Rockets win series, 3-2)

April 29	at Houston	L	117-94
May 1	at Houston	W	95-83
May 3	at Los Angeles	L	111-99
May 5	at Los Angeles	W	93-90
May 8	at Houston	L	84-80

1991-92 vs. Utah Jazz
Western Conference First Round (Jazz win series, 3-2)

April 24	at Utah	L	115-97
April 26	at Utah	L	103-92
April 28	at Los Angeles	W	98-88
May 3	at Los Angeles #	W	115-107
May 4	at Utah	L	98-89

 # Indicates game played at Anaheim Convention Center due to civil unrest.

BUFFALO BRAVES

1975-76 vs. Boston Celtics
Eastern Conference Semifinals (Celtics win series, 4-2)

April 21	at Boston	L	107-98
April 23	at Boston	L	101-96
April 25	at Buffalo	W	98-93
April 28	at Buffalo	W	124-122
April 30	at Boston	L	99-88
May 2	at Buffalo	L	104-100

1975-76 vs. Philadelphia 76ers
Eastern Conference First Round (Braves win series, 2-1)

April 15	at Philadelphia	W	95-89
April 16	at Buffalo	L	131-106
April 18	at Philadelphia (OT)	W	124-123

1974-75 vs. Washington Bullets
Eastern Conference Semifinals (Bullets win series, 4-3)

April 10	at Washington	W	113-102
April 12	at Buffalo	L	120-106
April 16	at Washington	L	111-96
April 18	at Buffalo	W	108-102
April 20	at Washington	L	97-93
April 23	at Buffalo	W	102-96
April 25	at Washington	L	115-96

1973-74 vs. Boston Celtics
Eastern Conference Semifinals (Celtics win series, 4-2)

March 30	at Boston	L	107-97
April 2	at Buffalo	W	115-105
April 3	at Boston	L	120-107
April 6	at Buffalo	W	104-102
April 9	at Boston	L	100-97
April 12	at Buffalo	L	106-104

Los Angeles Clippers Playoff Record:	**23-32 (.418)**
Buffalo Braves Playoff Record:	**9-13 (.409)**
Franchise Playoff Record:	**32-45 (.416)**

RECORD BOOK

FRANCHISE COACHING RECORDS

SEASON	COACH	G	W	L	PCT.	FINISH
2014-15	Doc Rivers	82	56	26	.683	Second (Pacific)
	Doc Rivers (Playoffs)	14	7	7	.500	Lost to HOU in West Semis, 3-4
2013-14	Doc Rivers	82	57	25	.695	First (Pacific)
	Doc Rivers (Playoffs)	13	6	7	.462	Lost to OKC in West Semis, 2-4
2012-13	Vinny Del Negro	82	56	26	.683	First (Pacific)
	Vinny Del Negro (Playoffs)	6	2	4	.333	Lost to MEM in 1st Round, 2-4
2011-12	Vinny Del Negro	66	40	26	.606	Second (Pacific)
	Vinny Del Negro (Playoffs)	11	4	7	.364	Lost to SAS in West Semis, 0-4
2010-11	Vinny Del Negro	82	32	50	.390	Fourth (Pacific)
2009-10	Mike Dunleavy	49	21	28	.428	—
	Kim Hughes	33	8	25	.242	—
	Total	82	29	53	.353	Third (Pacific)
2008-09	Mike Dunleavy	82	19	63	.231	Fifth (Pacific)
2007-08	Mike Dunleavy	82	23	59	.280	Fifth (Pacific)
2006-07	Mike Dunleavy	82	40	42	.488	Fourth (Pacific)
2005-06	Mike Dunleavy (Playoffs)	82	47	35	.573	Second (Pacific) (Western Semi, 3-4)
2004-05	Mike Dunleavy	82	37	45	.451	Third (Pacific)
	Mike Dunleavy (Playoffs)	12	7	5	.583	Lost to PHX in West Semis, 3-4
2003-04	Mike Dunleavy	82	28	54	.341	Seventh (Pacific)
2002-03	Dennis Johnson	24	8	16	.333	
	Alvin Gentry	58	19	39	.328	
	Total	82	27	55	.329	Seventh (Pacific)
2001-02	Alvin Gentry	82	39	43	.476	Fifth (Pacific)
2000-01	Alvin Gentry	82	31	51	.378	Sixth (Pacific)
1999-00	Jim Todd	37	4	33	.108	—
	Chris Ford	45	11	34	.244	—
	Total	82	15	67	.183	Seventh (Pacific)
1998-99	Chris Ford	50	9	41	.180	Seventh (Pacific)
1997-98	Bill Fitch	82	17	65	.207	Seventh (Pacific)
1996-97	Bill Fitch	82	36	46	.439	Fifth (Pacific)
	Bill Fitch (Playoffs)	3	0	3	.000	Lost to Utah (1st Round, 0-3)
1995-96	Bill Fitch	82	29	53	.354	Seventh (Pacific)
1994-95	Bill Fitch	82	17	65	.207	Seventh (Pacific)
1993-94	Bob Weiss	82	27	55	.329	Seventh (Pacific)
1992-93	Larry Brown	82	41	41	.500	Fourth (Pacific)
	Larry Brown (Playoffs)	5	2	3	.400	Lost to Houston (1st Round, 2-3)
1991-92	Larry Brown	35	23	12	.657	—
	Mack Calvin	2	1	1	.500	—
	Mike Schuler	45	21	24	.467	—
	Total	82	45	37	.549	Fifth (Pacific)
	Larry Brown (Playoffs)	5	2	3	.400	Lost to Utah (1st Round, 2-3)
1990-91	Mike Schuler	82	31	51	.378	Sixth (Pacific)
1989-90	Don Casey	82	30	52	.366	Sixth (Pacific)
1988-89	Don Casey	44	11	33	.250	Seventh (Pacific)
	Gene Shue	38	10	28	.263	—
	Total	82	21	61	.256	Seventh (Pacific)
1987-88	Gene Shue	82	17	65	.207	Sixth (Pacific)
1986-87	Don Chaney	82	12	70	.146	Sixth (Pacific)
1985-86	Don Chaney	82	32	50	.390	Third (tie) (Pacific)
1984-85	Don Chaney	21	9	12	.429	—
	Jim Lynam	61	22	39	.361	—
	Total	82	31	51	.378	Fourth (tie) (Pacific)
1983-84	Jim Lynam	82	30	52	.366	Sixth (Pacific)
1982-83	Paul Silas	82	25	57	.305	Sixth (Pacific)
1981-82	Paul Silas	82	17	65	.207	Sixth (Pacific)
1980-81	Paul Silas	82	36	46	.439	Fifth (Pacific)
1979-80	Gene Shue	82	35	47	.427	Fifth (Pacific)
1978-79	Gene Shue	82	43	39	.524	Fifth (Pacific)

FRANCHISE COACHING RECORDS

SEASON	COACH	G	W	L	PCT.	FINISH
1977-78	Cotton Fitzsimmons	82	27	55	.329	Fourth (Atlantic)
1976-77	Joe Mullaney	29	11	18	.379	—
	Bob MacKinnon	7	3	4	.429	—
	Tates Locke	46	16	30	.348	—
	Total	82	30	52	.366	Fourth (Atlantic)
1975-76	Jack Ramsay	82	46	36	.561	Second (tie) (Atlantic)
	Jack Ramsay (Playoffs)	9	4	5	.444	Lost to Boston (Eastern Semi, 2-4)
1974-75	Jack Ramsay	82	49	33	.598	Second (Atlantic)
	Jack Ramsay (Playoffs)	7	3	4	.429	Lost to Washington (Eastern Semi, 3-4)
1973-74	Jack Ramsay	82	42	40	.512	Third (Atlantic)
	Jack Ramsay (Playoffs)	6	2	4	.333	Lost to Boston (Eastern Semi, 2-4)
1972-73	Jack Ramsay	82	21	61	.256	Third (Atlantic)
1971-72	John McCarthy	81	22	59	.272	—
	Dolph Schayes	1	0	1	.000	—
	Total	82	22	60	.268	Fourth (Atlantic)
1970-71	Dolph Schayes	82	22	60	.268	Fourth (Atlantic)
TOTALS		**3,560**	**1,386**	**2,200**	**.389**	
Los Angeles Clippers		2,412	915	1,497	.379	
San Diego Clippers		492	186	306	.378	
Buffalo Braves		656	259	397	.395	
PLAYOFF TOTALS		**77**	**32**	**45**	**.416**	

FRANCHISE ALL-TIME COACHING RECORD (by winning %)

COACH	YEARS	G	WON	LOST	PCT.	PLAYOFF RECORD W	L	PCT.
Doc Rivers	2013-15	164	113	51	.698	13	14	.481
Vinny Del Negro	2010-13	230	128	102	.557	6	11	.353
Larry Brown	1991-93	117	64	53	.547	4	6	.400
Mack Calvin	1991-92	2	1	1	.500			
Jack Ramsay	1972-76	328	158	170	.482	9	13	.438
Bob MacKinnon	1976-77	7	3	4	.429			
Mike Dunleavy	2003-10	541	215	326	.397	7	5	.583
Mike Schuler	1990-92	127	52	75	.409			
Alvin Gentry	2000-03	222	89	133	.401			
Joe Mullaney	1976-77	29	11	18	.379			
Gene Shue	1978-80, 87-89	284	105	179	.370			
Jim Lynam	1983-85	143	52	91	.364			
Tates Locke	1976-77	46	16	30	.348			
Dennis Johnson	2002-03	24	8	16	.333			
Cotton Fitzsimmons	1977-78	82	27	55	.329			
Bob Weiss	1993-94	82	27	55	.329			
Don Casey	1988-90	126	41	85	.325			
Paul Silas	1980-83	246	78	168	.317			
Bill Fitch	1994-98	328	99	229	.302	0	3	.000
Don Chaney	1984-87	185	53	132	.286			
John McCarthy	1971-72	81	22	59	.272			
Dolph Schayes	1970-71	83	22	61	.265			
Kim Hughes	2009-10	33	8	25	.242			
Chris Ford	1998-00	95	20	75	.211			
Jim Todd	1999-00	37	4	33	.108			

RECORD BOOK

CLIPPERS MISCELLANEOUS RECORDS

INDIVIDUAL POINTS IN AN OVERTIME

CLIPPERS	13	Al Thornton	vs. Sacramento	3/5/08
OPPONENTS	11	Carmelo Anthony	at Denver	11/7/03
	11	Robert Pack	vs. New Jersey (A)	11/30/96
	11	Ron Brewer	at Cleveland	3/17/82

MOST FIELD GOALS, NONE MISSED, GAME

CLIPPERS	10-10	Charles Smith	vs. Denver	4/11/92
OPPONENTS	9-9	Arvydas Sabonis	vs. Portland	11/20/95

MOST FREE THROWS, NONE MISSED, GAME

CLIPPERS	15-15	Darrick Martin	vs. Sacramento	12/14/96
	15-15	Darrick Martin	vs. Utah	12/30/96
OPPONENTS	17-17	Karl Malone	at Utah	11/14/92

MOST 3-PT FIELD GOALS, NONE MISSED, GAME

CLIPPERS	5-5	Corey Maggette	at Toronto	2/8/08
	5-5	Sam Cassell	at Seattle	1/28/07
	5-5	Eric Piatkowski	vs. Minnesota	4/13/01
	5-5	Rodney Rogers	vs. Denver (A)	4/12/97
OPPONENTS	9-9	Latrell Sprewell	at New York	2/4/03
	6-6	Chris Mullin	vs. Indiana	3/31/98
	5-5	Danilo Gallinari	vs. Denver	2/2/12
	5-5	Vernon Maxwell	at Houston	4/6/93

CONSECUTIVE 3-PT FIELD GOALS MADE

CLIPPERS	10	Quentin Richardson	11/28/01 – 12/2/01

MOST GAMES IN A SEASON, SCORING

20+ POINTS	70	World B. Free	1978-79
30 + POINTS	39	World B. Free	1979-80
40+ POINTS	8	World B. Free	1979-80

MOST GAMES IN A CAREER, SCORING

20+ POINTS	251	Elton Brand	2001-2008
30 + POINTS	69	World B. Free	1978-80
40+ POINTS	13	World B. Free	1978-79 – 1979-80

MOST GAMES IN A SEASON, REBOUNDS

10+ REBOUNDS	**75**	**DeAndre Jordan**	**2014-15**
20+ REBOUNDS	**13**	**DeAndre Jordan**	**2014-15**

MOST GAMES IN A CAREER, REBOUNDS

10+ REBOUNDS	274	Elton Brand	2001-2008
20+ REBOUNDS	**23**	**DeAndre Jordan**	**2008-15**

MOST GAMES 10 ASSISTS OR MORE

CAREER	**141**	**Chris Paul**	**2011-15**
SEASON	55	Norm Nixon	1983-84

MOST GAMES 20 ASSISTS OR MORE

CAREER	4	Gary Grant	1988-89 – 1994-95
SEASON	3	Gary Grant	1989-90

MOST DOUBLE-DOUBLES

CAREER	265	Elton Brand	2001-08
SEASON	**63**	**Blake Griffin**	**2010-11**

ALL-TIME FOUR-POINT PLAYS

Jamal Crawford	**vs. Sacramento**	**11/23/13**	Tim Thomas	at Golden State	11/16/07
Jamal Crawford	**at Toronto**	**1/25/14**	Cuttino Mobley	vs. Atlanta	2/14/07
Jamal Crawford	**at New Orleans**	**2/24/14**	Corey Maggette	at Lakers	11/17/04
Jamal Crawford	**at Portland**	**4/16/14**	Keyon Dooling	at Golden State	4/14/03
J.J. Redick	**at Houston**	**11/9/13**	Eric Piatkowski	vs. Toronto	3/16/03
J.J. Redick (2)	**at Detroit**	**1/20/14**	Darrick Martin	vs. Dallas	3/29/98
Danny Granger	vs. Detroit	3/22/14	Rodney Rogers	at Houston	4/15/97
Chris Paul	**at Phoenix**	**4/2/14**	Joe Wolf	vs. Lakers	4/21/90
Jamal Crawford	**at Cleveland**	**3/1/13**	John Douglas	at Lakers	12/27/81
Jamal Crawford	**at Washington**	**2/4/13**	Freeman Williams	vs. New York	1/22/81
Jamal Crawford	**vs. Toronto**	**12/9/12**			
Jamal Crawford	**vs. Dallas**	**12/5/12**			
Jamal Crawford	**at Atlanta**	**11/14/12**			
Travis Outlaw	at Denver	4/3/10			
Tim Thomas	vs. Chicago	11/17/07			

CLIPPERS MISCELLANEOUS RECORDS

CLIPPERS 20-POINT, 20-REBOUND GAMES

Player	Opponent	Date	Pts	Reb
DeAndre Jordan	**vs. Denver**	**4/13/15**	**20**	**21**
DeAndre Jordan	**vs. Houston**	**2/11/15**	**24**	**20**
DeAndre Jordan	**at Dallas**	**2/9/15**	**22**	**27**
DeAndre Jordan	**at Brooklyn**	**2/2/15**	**22**	**20**
Blake Griffin	**vs. San Antonio**	**2/18/12**	**22**	**20**
Drew Gooden	at Dallas	3/23/10	26	20
Chris Kaman	vs. Sacramento	1/23/08	20	21
Chris Kaman	at Phoenix	12/28/07	22	20
Chris Kaman	vs. Indiana	12/2/07	22	22
Chris Kaman	vs. Minnesota	3/13/06	24	23
Chris Kaman	at Charlotte	12/23/05	22	22
Elton Brand	at Charlotte	12/23/05	38	20
Elton Brand	at Lakers	1/17/04	35	20
Elton Brand	at Dallas	12/20/03	22	20
Elton Brand	at Golden State	4/14/03	26	23
Elton Brand	at Miami	11/12/02	25	20
Elton Brand	at Memphis	2/25/02	27	23
Elton Brand	at Indiana	2/23/02	23	21
Maurice Taylor	vs. Vancouver	2/16/99	21	20
Loy Vaught	vs. Dallas	4/23/95	26	21
Benoit Benjamin	at Indiana	1/8/91	25	20
Ken Norman	at Philadelphia	12/18/90	22	20
Benoit Benjamin	at Portland	4/6/90	20	22
Benoit Benjamin	vs. Charlotte	3/17/89	34	23
Ken Norman	vs. Golden State	1/13/89	35	20
Michael Cage	at Golden State	4/16/88	24	21
Michael Cage	at Utah	4/12/88	20	23
Michael Cage	vs. Houston	2/12/88	24	22

CLIPPERS 30-POINT, 20-REBOUND GAMES

Player	Opponent	Date	Pts	Reb
Elton Brand	at Charlotte	12/23/05	38	20
Elton Brand	at Lakers	1/17/04	35	20
Benoit Benjamin	vs. Charlotte	3/17/89	34	23
Ken Norman	vs. Golden State	1/13/89	35	20
Terry Cummings	at Indiana	11/9/82	32	24
Swen Nater	vs. Utah (OT)	12/23/79	35	22

CLIPPERS 20-POINT, 20-ASSIST GAMES

Player	Opponent	Date	Pts	Ast
Norm Nixon	vs. Denver	4/10/85	29	20
Norm Nixon	vs. Detroit	3/18/85	20	21

CLIPPERS 50 POINT GAMES

Pts	Player	Date	Opponent
52	Charles Smith	12/1/90	at Denver
51	Freeman Williams	1/19/80	at Phoenix

CLIPPERS 40 POINT GAMES

Pts	Player	Date	Opponent
49	World B. Free	2/2/79	vs. Denver
47	**Blake Griffin**	**1/17/11**	**vs. Indiana**
46	World B. Free	10/12/79	vs. Lakers
46	World B. Free	1/13/79	at Atlanta
45	**Blake Griffin**	**12/8/14**	**vs. Phoenix (OT)**
45	World B. Free	11/7/79	at Phoenix
45	World B. Free	2/13/79	vs. Washington (2OT)
44	**Blake Griffin**	**11/20/10**	**vs. New York**
44	Elton Brand	2/10/06	vs. Memphis
44	Quentin Richardson	12/31/03	vs. Denver
44	World B. Free	3/15/80	vs. Phoenix
43	**Blake Griffin**	**2/5/14**	**vs. Miami**
43	Danny Manning	12/7/93	at Chicago
42	**Chris Paul**	**10/31/13**	**vs. Golden State**
42	Dominique Wilkins	4/16/94	vs. Lakers
42	World B. Free	2/27/80	at Detroit
42	World B. Free	12/7/79	at Lakers
42	World B. Free	3/30/79	at Denver
42	World B. Free	11/2/78	vs. New York
41	**Chris Paul**	**4/1/15**	**at Portland**
41	Eric Gordon	1/23/09	vs. Oklahoma City
41	Derek Smith	4/3/85	vs. Kansas City
41	Freeman Williams	12/10/80	at Kansas City
41	World B. Free	12/23/79	vs. Utah (OT)
41	World B. Free	10/19/79	at Seattle
40	**Blake Griffin**	**3/31/15**	**vs. Golden State**
40	**Blake Griffin**	**12/28/13**	**vs. Utah**
40	Charles Smith	4/19/91	vs. Golden State
40	Charles Smith	3/3/90	at Indiana

Note: In franchise history, Bob McAdoo of the Buffalo Braves had four games of +50 points and 44 games of +40 points.

RECORD BOOK

CLIPPERS MISCELLANEOUS TEAM RECORDS

ALL-TIME COMEBACKS

Deficit	Score	Time		Opponent	LAC-Opp	Date
24	25-49	6:30	2nd	at Chicago	97-96	11/13/04
23	48-71	9:51	3rd	at San Antonio	114-108	12/23/88
22	55-77	0:41	2nd	vs Denver	111-109	4/4/06
22	19-41	11:40	2nd	vs Dallas	100-99	12/10/03
21	32-53	9:55	3rd	at Washington	93-88	12/6/00
21	60-81	4:50	3rd	at Sacramento	105-103	4/2/88

BIGGEST LEADS THAT GOT AWAY

Lead	Score	Time		Opponent	LAC-Opp	Date
23	36-13	8:31	2nd	vs. Sacramento	104-83	3/18/00
22	47-25	6:50	2nd	vs. Toronto	89-104	11/13/09
21	54-33	11:02	3rd	vs. New Orleans	100-91(2OT)	12/21/04
21	52-31	5:06	2nd	vs. Miami	108-113(OT)	3/14/90
21	50-29	7:11	2nd	vs. Phoenix	102-121	12/30/87
20	43-23	4:34	2nd	at New Jersey	102-98	3/11/11
20	87-67	2:22	3rd	at Seattle	107-113	12/26/86
20	71-51	9:04	3rd	vs. Charlotte	101-118	3/10/00
20	60-40	0:45	2nd	at Boston	89-94	2/9/05

OVERTIME RECORD

	OT GAMES	HOME	ROAD	TOTAL	
1970-71	0	0-0	0-0	0-0	
1971-72	5	0-2	2-1	2-3	
1972-73	2	0-0	0-2	0-2	
1973-74	6	1-3	2-0	3-3	
1974-75	2	0-1	1-0	1-1	
1975-76	1	0-0	1-0	1-0	
1976-77	2	1-0	0-1	1-1	
1977-78	4*	1-0	1-2	2-2	
1978-79	1**	0-1	0-0	0-1	
1979-80	2#	1-0	0-1	1-1	
1980-81	2	0-0	1-1	1-1	
1981-82	3	0-2	0-1	0-3	
1982-83	4##	2-1	1-0	3-1	
1983-84	2	0-0	0-2	0-2	
1984-85	2	0-1	1-0	1-1	
1985-86	2+	1-1	0-0	1-1	
1986-87	4	0-3	1-0	1-3	
1987-88	4++	1-1	1-1	2-2	
1988-89	7	2-3	0-2	2-5	
1989-90	5	1-2	0-2	1-4	
1990-91	5	1-1	2-1	3-2	
1991-92	6	2-0	3-1	5-1	
1992-93	5	1-3	1-0	2-3	
1993-94	3%	1-1	0-1	1-2	
1994-95	6&	2-1	1-2	3-3	
1995-96	2	0-1	0-1	0-2	
1996-97	8-	2-3	1-2	3-5	
1997-98	3@	1-1	0-1	1-2	
1998-99	4$	1-2	0-1	1-3	
1999-00	1	0-1	0-0	0-1	
2000-01	13!	2-5	0-6	2-11	
2001-02	5	0-2	0-3	0-5	
2002-03	3	1-0	0-2	1-3	
2003-04	5	1-2	1-1	2-3	
2004-05	9!!	3-6	0-0	3-6	
2005-06	5	2-0	1-2	3-2	
2006-07	2	1-0	0-1	1-1	
2007-08	4	2-0	0-2	2-2	
2008-09	6!!!	1-1	3-1	4-2	
2009-10	1	0-0	1-0	1-0	
2010-11	5!!!!	1-1	0-3	1-4	
2011-12	5	2-1	2-0	4-1	
2012-13	2	0-2	0-0	0-2	
2013-14	3	1-0	1-1	2-1	
2014-15	2	1-0	0-1	1-1	
TOTALS		**173**	**40-55**	**29-49**	**71-104**

*	Includes 1-0 in double OT, on road	-	Includes 1-1 in double OT, 0-1 at home
**	Includes 0-1 in double OT, at home	@	Includes 0-1 in double OT, at home
#	Includes 0-1 in double OT, on road	$	Includes 0-1 in double OT, at home
##	Includes 1-1 in double OT, at home	!	Includes 1-0 in double OT, at home
+	Includes 1-0 in double OT, at home	!!	Includes 2-3 in double OT, at home
++	Includes 1-0 in double OT, on road	!!!	Includes 2-0 in double OT, 1-0 at home
%	Includes 0-1 in double OT, on road	!!!!	Includes 1-1 in double OT, 1-0 at home
&	Includes 1-1 in double OT, at home		

CLIPPERS TRIPLE-DOUBLES

CURRENT CLIPPERS CAREER TRIPLE-DOUBLES

BLAKE GRIFFIN (4 Games)

4/13/11	Clippers vs. Memphis	31 points, 10 rebounds, 10 assists
3/23/11	Clippers vs. Washington (2OT)	33 points, 17 rebounds, 10 assists
3/6/13	Clippers vs. Milwaukee	23 points, 11 rebounds, 11 assists
4/3/14	Clippers vs. Dallas	25 points, 10 rebounds, 11 assists

CHRIS PAUL (12 Games)

4/2/06	NO/OKC at Toronto	24 points, 12 rebounds, 12 assists
4/5/06	NO/OKC at Golden State	17 points, 11 rebounds, 16 assists
12/1/06	NO/OKC vs. Chicago	25 points, 11 rebounds, 18 assists
4/6/08	New Orleans vs. Golden State	16 points, 10 rebounds, 13 assists
11/22/08	New Orleans vs. Oklahoma City	29 points, 10 rebounds, 16 assists
11/24/08	New Orleans at Clippers	14 points, 10 rebounds, 17 assists
12/30/08	New Orleans vs. Washington	15 points, 10 rebounds, 16 assists
1/14/09	New Orleans at Dallas	33 points, 10 rebounds, 11 assists
1/26/09	New Orleans vs. Philadelphia	27 points, 10 rebounds, 15 assists
3/11/09	New Orleans at Washington	30 points, 10 rebounds, 13 assists
12/29/09	New Orleans at Houston	16 points, 11 rebounds, 10 assists
11/3/14	Clippers vs. Utah	13 points, 10 rebounds, 12 assists

PAUL PIERCE (9 Games)

1/26/03	Boston vs. Orlando	27 points, 13 rebounds, 13 assists
11/28/03	Boston vs. Milwaukee	26 points, 10 rebounds, 10 assists
1/3/05	Boston vs. New Orleans	19 points, 10 rebounds, 10 assists
2/2/05	Boston vs. New Jersey	28 points, 10 rebounds, 10 assists
3/8/06	Boston vs. Philadelphia	31 points, 12 rebounds, 10 assists
12/19/10	Boston vs. Indiana	18 points, 10 rebounds, 12 assists
1/27/13	Boston vs. Miami	17 points, 13 rebounds, 10 assists
2/10/13	Boston vs. Denver	27 points, 14 rebounds, 14 assists
3/29/13	Boston vs. Atlanta	20 points, 10 rebounds, 10 assists

JOSH SMITH (3 Games)

1/23/08	Atlanta at Denver	22 points, 12 rebounds, 10 assists
2/5/10	Atlanta vs. Chicago	18 points, 14 rebounds, 10 assists
11/28/10	Atlanta at Toronto	12 points, 13 rebounds, 10 assists

LANCE STEPHENSON (5 Games)

11/11/13	Indiana vs. Memphis	13 points, 11 rebounds, 12 assists
11/22/13	Indiana at Boston	10 points, 11 rebounds, 10 assists
12/22/13	Indiana vs. Boston	12 points, 10 rebounds, 10 assists
1/30/14	Indiana vs. Phoenix	14 points, 10 rebounds, 10 assists
4/13/14	Indiana vs. Oklahoma City	17 points, 10 rebounds, 11 assists

CLIPPERS TRIPLE-DOUBLES

TRIPLE-DOUBLES

DEREK ANDERSON (1 Game)		
12/6/99	vs. Miami	16 points, 10 rebounds, 12 assists
BENOIT BENJAMIN (1 Game)		
3/31/89	vs. San Antonio	25 points, 10 rebounds, 10 blocked shots
STEVE BLAKE (1 Game)		
4/14/10	vs. Lakers	23 points, 10 rebounds, 11 assists
ELTON BRAND (1 Game)		
1/26/03	at Indiana	17 points, 14 rebounds, 10 assists
MICHAEL BROOKS (1 Game)		
3/11/83	vs. Chicago (2OT)	10 points, 11 rebounds, 10 assists
BARON DAVIS (1 Game)		
1/12/10	at Memphis	27 points, 12 rebounds, 12 assists
GARY GRANT (1 Game)		
1/30/90	vs. Lakers	22 points, 11 rebounds, 17 assists
RON HARPER (3 Games)		
3/11/94	vs. Dallas	26 points, 10 rebounds, 10 assists
2/5/94	vs. Sacramento	24 points, 10 rebounds, 10 assists
4/17/92	at Golden State	28 points, 11 rebounds, 10 assists
MARK JACKSON (4 Games)		
3/13/94	vs. Golden State (OT)	11 points, 13 rebounds, 17 assists
2/26/93	at Golden State	10 points, 11 rebounds, 14 assists
12/22/92	vs. Dallas	21 points, 12 rebounds, 10 assists
12/8/92	at Cleveland	16 points, 10 rebounds, 10 assists
DANNY MANNING (1 Game)		
12/22/93	vs. Washington	12 points, 12 rebounds, 10 assists
JEFF McINNIS (1 Game)		
3/16/01	vs. Golden State	21 points, 12 rebounds, 11 assists
ANDRE MILLER (1 Game)		
1/10/03	at Seattle	16 points, 10 rebounds, 10 assists
SWEN NATER (1 Game)		
11/3/79	vs. Utah	20 points, 19 rebounds, 10 assists
KEN NORMAN (1 Game)		
3/25/89	vs. Phoenix	20 points, 14 rebounds, 12 assists
LAMAR ODOM (7 Games)		
3/31/01	vs. Cleveland	11 points, 10 rebounds, 10 assists
3/27/01	vs. Detroit	27 points, 16 rebounds, 11 assists
3/22/01	vs. Houston	12 points, 11 rebounds, 11 assists
11/29/00	vs. Golden State	16 points, 12 rebounds, 11 assists
3/15/00	at Sacramento	21 points, 10 rebounds, 10 assists
3/10/00	vs. Charlotte	10 points, 10 rebounds, 11 assists
12/30/99	at Houston	10 points, 13 rebounds, 11 assists
POOH RICHARDSON (1 Game)		
3/25/95	vs. New York	11 points, 10 rebounds, 11 assists

CLIPPERS ROOKIE RECORDS

GAME

POINTS	**47**	**Blake Griffin**	**vs. Indiana**	**1/17/11**
REBOUNDS	24	Terry Cummings	at Utah (OT)	1/5/83
	24	Terry Cummings	at Indiana	11/9/82
ASSISTS	20	Gary Grant	vs. Portland	4/6/89
STEALS	7	Eric Bledsoe	vs. Denver	3/5/11
		Tyrone Nesby	vs. Seattle	5/5/99
BLOCKED SHOTS	8	Darius Miles	vs. Charlotte	1/5/01
MINUTES PLAYED	**51**	**Blake Griffin**	**vs. Washington**	**3/23/11**
		Lamond Murray	at Sacramento (OT)	4/8/95
FIELD GOALS MADE	**19**	**Blake Griffin**	**vs. Indiana**	**1/17/11**
FIELD GOALS ATT.	28	Terry Cummings	vs. Seattle (2OT)	4/5/83
	28	Terry Cummings	vs. Kansas City	1/14/83
FREE THROWS MADE	**16**	**Blake Griffin**	**vs. New York**	**11/20/10**
FREE THROWS ATT.	**23**	**Blake Griffin**	**vs. New York**	**11/20/10**
3-PT MADE	6	Eric Gordon	vs. Golden State	2/23/09
	6	Brent Barry	at Utah	2/2/96
	6	Terry Dehere	at Seattle	4/14/94
3-PT ATTEMPTED	10	Brent Barry	at Utah	2/2/96
	10	Brent Barry	vs. Utah (A)	1/20/96

SINGLE-SEASON

POINTS	**1,845**	**Blake Griffin**	**2010-11**
REBOUNDS	**989**	**Blake Griffin**	**2010-11**
ASSISTS	506	Gary Grant	1988-89
STEALS	144	Gary Grant	1988-89
BLOCKED SHOTS	206	Benoit Benjamin	1985-86
MINUTES PLAYED	**3,112**	**Blake Griffin**	**2010-11**
FGM	**696**	**Blake Griffin**	**2010-11**
FGA	**1,376**	**Blake Griffin**	**2010-11**
FG %	.525 (554-1056)	Tom Chambers	1981-82
FTM	**446**	**Blake Griffin**	**2010-11**
FTA	**695**	**Blake Griffin**	**2010-11**
FT %	.854 (299-350)	Eric Gordon	2008-09
3PT MADE	131	Eric Gordon	2008-09
3PT ATTEMPTED	337	Eric Gordon	2008-09
3PT %	.416 (123-296)	Brent Barry	1995-96
PPG	23.7	Terry Cummings	1982-83
RPG	**12.1**	**Blake Griffin**	**2010-11**
APG	7.1	Gary Grant	1988-89

SINGLE-SEASON FRANCHISE RECORDS

(only marks greater than Clippers marks listed)

REBOUNDS	1,184	Elmore Smith	1971-72
ASSISTS	663	Ernie DiGregorio	1973-74
FTM	476	Adrian Dantley	1976-77
FTA	582	Adrian Dantley	1976-77
FT %	.902 (174-193)*	Ernie DiGregorio	1973-74
RPG	15.2	Elmore Smith	1971-72
APG	8.2	Ernie DiGregorio	1973-74

**Indicates NBA record*

RECORD BOOK

"GAME N"

THE BEAST 980

HEAR EVERY CLIPPERS GAME ON THE BEAST 980 AM
AND NOW ON THE BEAST 980 APP

TEAM HISTORY

MONTH-BY-MONTH

SEASON	OCT W	OCT L	NOV W	NOV L	DEC W	DEC L	JAN W	JAN L	FEB W	FEB L	MAR W	MAR L	APR W	APR L	MAY W	MAY L	Overall W	Overall L
2014-15	2	0	9	5	11	6	11	4	5	6	11	5	7	0	—	—	56	26
2013-14	1	1	11	4	9	7	12	4	7	4	13	2	4	0	—	—	57	25
2012-13	1	0	8	6	16	0	9	7	8	5	7	7	7	1	—	—	56	26
2011-12	—	—	—	—	1	2	11	4	8	6	11	9	9	5	—	—	40	26
2010-11	0	3	3	12	7	8	9	5	2	12	8	6	3	4	—	—	32	50
2009-10	0	4	8	6	6	8	6	9	4	8	3	13	2	5	—	—	29	53
2008-09	0	2	3	11	5	10	2	14	5	8	3	11	1	7	—	—	19	63
2007-08	—	—	6	8	4	11	4	9	5	9	3	15	1	7	—	—	23	59
2006-07	—	—	7	7	7	9	9	6	5	7	8	8	4	5	—	—	40	42
2005-06	—	—	10	5	6	7	9	5	7	6	10	6	5	6	—	—	47	35
2004-05	—	—	9	6	4	9	9	8	3	9	7	8	5	5	—	—	37	45
2003-04	0	2	4	6	9	7	7	10	5	8	2	16	1	5	—	—	28	54
2002-03	0	1	6	10	6	8	5	10	2	9	4	12	4	5	—	—	27	55
2001-02	0	1	7	8	8	5	9	9	5	7	8	7	2	6	—	—	39	43
2000-01	0	1	5	10	5	10	3	12	7	7	7	7	4	4	—	—	31	51
1999-00	—	—	4	10	5	10	2	12	1	14	2	13	1	8	—	—	15	67
1998-99	—	—	—	—	—	—	—	—	0	12	3	14	6	11	0	4	9	41
1997-98	0	1	2	13	4	10	4	12	2	9	4	11	1	9	—	—	17	65
1996-97	—	—	6	10	5	9	6	6	8	4	6	11	5	6	—	—	36	46
1995-96	—	—	7	8	4	11	5	8	3	10	8	8	2	8	—	—	29	53
1994-95	—	—	0	13	4	12	3	12	4	9	3	12	3	7	—	—	17	65
1993-94	—	—	6	6	5	10	4	10	3	9	7	10	2	10	—	—	27	55
1992-93	—	—	7	6	8	6	7	8	6	6	6	10	7	5	—	—	41	41
1991-92	—	—	7	10	9	5	4	9	8	4	12	4	5	5	—	—	45	37
1990-91	—	—	6	8	5	10	4	11	4	7	9	8	3	7	—	—	31	51
1989-90	—	—	4	8	6	8	9	8	3	9	5	12	3	7	—	—	30	52
1988-89	—	—	6	8	4	10	0	14	1	14	6	7	4	8	—	—	21	61
1987-88	—	—	4	8	4	8	2	15	2	9	3	14	2	11	—	—	17	65
1986-87	0	1	3	11	1	12	3	13	3	7	2	15	0	11	—	—	12	70
1985-86	4	0	2	12	5	9	7	9	4	7	6	10	4	3	—	—	32	50
1984-85	1	1	5	11	8	7	5	9	3	9	5	12	4	2	—	—	31	51
1983-84	1	1	4	12	6	8	4	8	6	9	7	9	2	5	—	—	30	52
1982-83	0	2	3	11	3	12	8	7	6	6	5	10	0	9	—	—	25	57
1981-82	1	0	3	10	3	11	6	9	2	12	1	15	1	8	—	—	17	65
1980-81	3	7	7	9	8	5	5	9	7	6	6	10	—	—	—	—	36	46
1979-80	4	7	7	8	9	6	8	8	3	8	4	10	—	—	—	—	35	47
1978-79	5	6	6	9	7	6	8	6	8	4	7	6	2	2	—	—	43	39
1977-78	2	4	8	6	3	10	3	9	3	10	7	10	1	6	—	—	27	55
1976-77	2	3	7	9	5	8	3	10	6	7	5	11	2	4	—	—	30	52
1975-76	3	0	6	9	10	6	11	5	5	6	7	9	4	1	—	—	46	36
1974-75	4	2	12	4	6	7	11	4	7	7	8	6	1	3	—	—	49	33
1973-74	6	4	4	11	6	7	10	7	10	5	6	6	—	—	—	—	42	40
1972-73	2	7	2	12	6	8	7	8	2	12	2	14	—	—	—	—	21	61
1971-72	3	7	5	7	4	10	3	11	3	14	4	11	—	—	—	—	22	60
1970-71	1	6	6	10	4	15	5	13	3	9	3	7	—	—	—	—	22	60
TOTAL	**44**	**74**	**236**	**368**	**250**	**357**	**261**	**382**	**199**	**359**	**243**	**432**	**117**	**224**	**—**	**—**	**1360**	**2200**
PCT.	**.373**		**.391**		**.412**		**.406**		**.357**		**.360**		**.343**				**.382**	

FRANCHISE ATTENDANCE

SEASON	TOTAL	AVERAGE	SELLOUTS	HOME W-L	PCT.
LOS ANGELES CLIPPERS (STAPLES Center/LA Memorial Sports Arena/Arrowhead Pond)					
2014-15	785,892	19,168	41	30-11	.732
2013-14	787,692	19,212	**41**	**34-7**	**.829**
2012-13	**788,293**	**19,227**	**41**	32-9	.780
2011-12	634,237	19,219	33	24-9	.727
2010-11	727,462	17,743	18	23-18	.560
2009-10	670,063	16,343	5	21-20	.512
2008-09	663,587	16,185	5	11-30	.268
2007-08	692,408	16,888	7	13-28	.317
2006-07	755,261	18,421	13	25-16	.609
2005-06	712,409	17,376	6	27-14	.659
2004-05	696,181	16,980	8	27-14	.659
2003-04	665,400	16,635	6	*18-22	.452
2002-03	706,471	17,231	9	16-25	.390
2001-02	740,185	18,053	25	25-16	.610
2000-01	599,448	14,621	11	22-19	.537
1999-00	559,714	13,652	4	10-31	.243
1998-99	256,568	10,263	1	6-19	.240
1997-98	408,693	9,968	3	11-30	.268
1996-97	400,637	9,772	6	21-20	.512
1995-96	414,560	10,111	3	19-22	.463
1994-95	438,254	10,689	7	13-28	.317
1993-94	471,034	11,489	4	17-24	.415
1992-93	532,632	12,991	8	27-14	.659
1991-92	500,200	12,200	9	29-12	.707
1990-91	522,104	12,734	5	23-18	.561
1989-90	486,621	11,869	5	20-21	.488
1988-89	450,623	10,991	5	17-24	.415
1987-88	359,674	8,773	3	14-27	.341
1986-87	316,140	7,711	1	9-32	.220
1985-86	341,614	8,332	0	22-19	.537
1984-85	384,119	9,369	4	20-21	.488
SAN DIEGO CLIPPERS (San Diego Sports Arena)					
1983-84	228,710	5,578	0	25-16	.610
1982-83	158,887	3,875	1	18-23	.439
1981-82	178,103	4,344	0	11-30	.268
1980-81	257,597	6,283	1	22-19	.537
1979-80	325,012	7,927	2	24-17	.585
1978-79	311,789	7,605	5	29-12	.707
BUFFALO BRAVES (Buffalo Memorial Auditorium)					
1977-78	252,457	6,158	N/A	20-21	.488
1976-77	319,398	7,790	0	23-18	.561
1975-76	418,696	10,212	0	28-13	.683
1974-75	467,267	11,397	N/A	30-11	.732
1973-74	427,270	10,421	3	23-18	.561
1972-73	321,710	7,847	0	14-27	.341
1971-72	350,852	8,557	3	14-27	.341
1970-71	204,053	4,977	N/A	15-26	.366
TOTALS					
LOS ANGELES CLIPPERS		16,775,768	330	613-592	.509
SAN DIEGO CLIPPERS		1,460,098	9	129-117	.524
BUFFALO BRAVES		2,761,703	6	168-160	.512
FRANCHISE		**20,997,569**	**345**	**910-869**	**.512**

*The Clippers played only 40 games at STAPLES Center in 2003-04. Los Angeles opened the season in Japan with a home and road contest against the Seattle Sonics.

YEAR-BY-YEAR STATISTICS

CLIPPERS/BRAVES

SEASON	FIELD GOALS FG	FIELD GOALS FGA	FIELD GOALS PCT	3-POINT FG FG	3-POINT FG FGA	3-POINT FG PCT	FREE THROWS FT	FREE THROWS FTA	FREE THROWS PCT	REB	AST	STL	TO	BLK	PTS	AVG
2014-15	3228	6830	.470	***827***	***2202***	.380	1468	2067	.710	3495	2031	640	1012	409	8751	106.7
2013-14	3208	6761	.474	693	1966	.352	1741	2384	.730	3526	2016	703	1136	397	8850	107.9
2012-13	3160	6608	.478	627	1752	.358	1342	1888	.711	3413	1958	784	1197	461	8289	101.1
2011-12	2439	5366	.455	514	1441	.357	1046	1538	.680	2743	1385	556	879	315	6438	97.5
2010-11	3015	6594	.457	513	1519	.338	1546	2187	.707	3456	1813	585	1343	402	8089	98.6
2009-10	3002	6601	.455	483	1457	.332	1362	1867	.730	3429	1810	532	1285	466	7849	95.7
2008-09	2955	6696	.441	535	1513	.354	1354	1839	.736	3267	1723	572	1221	482	7799	95.1
2007-08	2820	6445	.438	350	1079	.324	1079	2178	.701	3291	1732	557	1180	398	7692	93.8
2006-07	2880	6318	.456	314	903	.348	1769	2245	.788	3372	1762	596	1239	472	7843	95.6
2005-06	2993	6443	.465	290	843	.344	1694	2142	***.791***	3532	1708	534	1185	503	7970	97.2
2004-05	2924	6368	.459	231	669	.345	1770	2274	.778	3435	1901	599	1290	422	7849	95.7
2003-04	2817	6579	.428	329	1024	.321	1808	2302	.785	3565	1653	594	1344	376	7771	94.8
2002-03	2835	6490	.437	390	1178	.331	1633	2177	.750	3470	1605	574	1291	461	7693	93.8
2001-02	2970	6668	.445	408	1147	.356	1498	2026	.739	3557	1714	510	1214	540	7846	95.7
2000-01	2896	6467	.448	360	1063	.339	1429	2061	.643	3521	1585	490	1293	513	7581	92.5
1999-00	2877	6757	.426	429	1267	.339	1363	1826	.746	3332	1479	578	1325	494	7546	92.0
1998-99	1711	4007	.427	214	668	.320	883	1225	.721	1958	820	424	796	236	4519	90.4
1997-98	2930	6690	.438	525	1468	.358	1480	2047	.723	3316	1533	625	1323	456	7865	95.9
1996-97	2989	6696	.446	474	1339	.354	1517	2074	.731	3334	1662	733	1311	441	7969	97.2
1995-96	3126	6618	.472	509	1374	***.370***	1392	1984	.702	3169	1672	703	1355	411	8153	99.4
1994-95	3060	6888	.444	331	1051	.315	1476	2079	.710	3140	1805	787	1334	435	7927	96.7
1993-94	3343	7163	.467	252	831	.303	1509	2128	.709	3530	2169	807	1474	421	8447	103.0
1992-93	3544	7329	.484	133	491	.271	1562	2177	.718	3543	***2242***	***847***	1338	491	8783	107.1
1991-92	3347	7076	.473	145	502	.289	1601	2223	.720	3525	2053	824	1269	498	8440	102.9
1990-91	3391	7315	.464	113	434	.260	1596	2273	.702	3746	2119	725	1438	507	8491	103.5
1989-90	3319	6853	.484	56	230	.243	1815	2458	.738	3418	1978	782	1547	507	8509	103.8
1988-89	3526	7428	.475	54	234	.231	1606	2220	.723	3540	2208	815	1666	530	8712	106.2
1987-88	3190	7194	.443	79	317	.249	1644	2305	.713	3541	1885	721	1534	520	8103	98.8
1986-87	3311	7332	.452	78	348	.224	1866	2515	.742	3368	1971	751	1493	432	8566	104.5
1985-86	3388	7165	.473	64	229	.279	***2067***	***2683***	.770	3417	1968	694	1506	501	8907	108.6
1984-85	3527	7119	.495	56	188	.298	1674	2208	.758	3597	1934	534	1587	497	8784	107.1
1983-84	3634	7325	.496	24	128	.188	1785	2424	.736	3689	1981	567	1515	385	9077	110.7
1982-83	3625	7634	.475	64	262	.244	1589	2195	.724	3502	2087	820	1600	408	8903	108.6
1981-82	3552	7101	***.500***	99	338	.293	1693	2341	.723	3327	1878	636	1570	299	8896	108.5
1980-81	3477	7283	.477	132	407	.324	1651	2246	.735	3313	2098	764	1407	292	8737	106.5
1979-80	3524	7494	.470	177	543	.326	1595	2167	.736	3602	1688	664	1443	288	8820	107.6
1978-79	3721	7706	.483	—	—	—	1836	2471	.743	3805	1539	703	1623	392	***9278***	***113.1***
1977-78	3413	7323	.466	—	—	—	1808	2314	.781	3621	1975	650	1575	327	8634	105.3
1976-77	3366	7475	.450	—	—	—	1880	2492	.754	3836	1883	683	1699	392	8612	105.0
1975-76	3481	7307	.476	—	—	—	1833	2368	.774	3721	2112	720	1743	366	8795	107.3
1974-75	3552	7469	.476	—	—	—	1735	2224	.780	3843	2063	718	1710	456	8839	107.8
1973-74	***3728***	7763	.480	—	—	—	1699	2221	.765	3980	2165	786	***1828***	***600***	9155	111.6
1972-73	3536	***7877***	.449	—	—	—	1399	1966	.712	4158	2218	—	—	—	8471	103.3
1971-72	3409	7560	.451	—	—	—	1549	2219	.698	3978	1759	—	—	—	8367	102.0
1970-71	3424	7860	.436	—	—	—	1805	2504	.721	***4261***	1962	—	—	—	8653	105.5

Bold indicates season best mark

YEAR-BY-YEAR STATISTICS

OPPONENTS

SEASON	FIELD GOALS FG	FIELD GOALS FGA	FIELD GOALS PCT	3-POINT FG FG	3-POINT FG FGA	3-POINT FG PCT	FREE THROWS FT	FREE THROWS FTA	FREE THROWS PCT	REB	AST	STL	TO	BLK	PTS	AVG
2014-15	2984	6745	.440	***683***	***1959***	.350	1560	2105	.740	3517	1904	548	1171	245	8211	100.1
2013-14	3068	6958	.441	595	1791	.332	1547	2049	.755	3586	1908	570	1261	284	8278	101.0
2012-13	2834	6397	.443	627	1682	.373	1465	1956	.749	3206	1812	606	1319	335	7760	94.6
2011-12	2279	5098	.447	460	1261	.365	1251	1678	.746	2626	1368	396	966	296	6269	95.0
2010-11	3046	6688	.455	584	1598	.365	1670	2167	.771	3324	1827	659	1125	404	8346	101.8
2009-10	3193	6792	.470	529	1457	.363	1455	1910	.762	3369	1926	686	1059	363	8370	102.1
2008-09	3218	6805	.473	536	1431	.375	1546	2035	.760	3615	1951	652	1093	414	8518	103.9
2007-08	3114	6670	.467	486	1393	.349	1574	2096	.751	3573	1834	1773	1112	388	8288	101.1
2006-07	2912	6436	.452	455	1341	.339	1602	2142	.748	3220	1722	396	1239	321	7881	96.1
2005-06	2887	6638	.435	474	1367	.347	1593	2175	.732	3290	1765	570	1053	355	7841	95.6
2004-05	2936	6618	.444	485	1317	.368	1555	2041	.762	3241	1732	638	1122	393	7912	96.5
2003-04	3075	6687	.460	452	1256	.360	1545	2086	.741	3391	1874	693	1122	437	8147	99.4
2002-03	3035	6787	.447	454	1244	.365	1507	1946	.774	3506	1840	652	1152	418	8031	97.9
2001-02	3074	6866	.448	407	1145	.355	1329	1783	.745	3443	1859	612	1055	439	7884	96.1
2000-01	2995	6800	.440	354	1075	.329	1474	1983	.743	3481	1791	638	1045	412	7818	95.3
1999-00	3281	6879	.477	417	1077	***.387***	1512	2041	.741	3737	1975	621	1172	377	8491	103.5
1998-99	1830	3858	.474	222	627	.354	1078	1445	.746	2146	1101	419	782	289	4960	99.2
1997-98	3236	6832	.474	334	923	.362	1663	2267	.734	3638	1826	726	1158	412	8469	103.3
1996-97	2975	6445	.462	480	1345	.357	1732	2312	.749	3501	1654	737	1369	419	8162	99.5
1995-96	3090	6471	.478	444	1195	.372	1824	2444	.746	3396	1658	689	1357	401	8448	103.0
1994-95	3207	6470	.496	388	1049	.370	1876	2503	.750	3619	1917	693	1506	459	8678	105.8
1993-94	3512	7421	.473	308	882	.349	1584	2209	.717	3916	2220	898	1364	476	8916	108.7
1992-93	3311	7051	.470	275	790	.348	1857	2434	.763	3616	1970	765	1445	453	8754	106.8
1991-92	3211	6997	.459	224	648	.346	1706	2249	.759	3596	1784	705	1396	432	8352	101.9
1990-91	3337	7151	.467	199	593	.336	1901	2529	.752	3609	1982	773	1316	491	8774	107.0
1989-90	3432	7207	.476	186	576	.323	1737	2251	.772	3516	2092	828	1364	429	8787	107.2
1988-89	3747	7738	.484	197	576	.342	1834	2400	.764	3892	2384	***933***	1440	***551***	***9525***	***116.2***
1987-88	3513	7360	.477	124	363	.342	1799	2309	.779	3907	2300	842	1452	483	8949	109.1
1986-87	3759	7254	.518	110	320	.344	1875	2515	.746	3830	2416	806	1533	534	9503	115.9
1985-86	***3849***	7588	.507	73	261	.280	1704	2280	.747	3726	***2469***	760	1396	457	9475	115.5
1984-85	3737	7630	.490	74	263	.281	1604	2115	.758	3530	2264	770	1242	422	9152	111.6
1983-84	3771	7406	.509	53	187	.283	1749	2233	.783	3275	2370	727	1242	458	9344	114.0
1982-83	3652	6910	***.529***	32	130	.246	1963	2626	.748	3460	2105	789	1723	519	9299	113.4
1981-82	3739	7105	.526	36	146	.247	1988	2647	.751	3309	2129	772	1334	487	9502	115.9
1980-81	3508	6951	.505	33	153	.216	1818	2433	.747	3468	2097	683	1553	392	8867	108.1
1979-80	3752	7508	.500	43	187	.230	1613	2086	.773	3709	2012	764	1391	408	9160	111.7
1978-79	3832	7801	.491	—	—	—	1760	2295	.767	3616	1896	747	1517	350	9424	114.9
1977-78	3623	7609	.476	—	—	—	1695	2250	.753	3765	2137	722	1476	375	8941	109.0
1976-77	3786	7917	.478	—	—	—	1404	1859	.755	3989	2192	729	1607	446	8976	109.5
1975-76	3558	7722	.461	—	—	—	1611	2156	.747	3828	2079	729	1660	319	8727	106.4
1974-75	3575	7943	.450	—	—	—	1513	1943	.779	3914	2151	730	1670	383	8663	105.6
1973-74	3786	***8106***	.467	—	—	—	1592	2013	***.791***	4004	2256	798	***1763***	435	9164	111.8
1972-73	3745	7947	.471	—	—	—	1733	2299	.754	4278	2383	—	—	—	9223	112.5
1971-72	3479	7557	.460	—	—	—	2167	2842	.762	4187	1918	—	—	—	9125	111.3
1970-71	3486	7666	.455	—	—	—	***2224***	***3018***	.737	***4447***	1998	—	—	—	9196	112.1

Bold indicates season best mark

2013-14 LOS ANGELES CLIPPERS

PLAYER	G	GS	MIN	FG	FGA	PCT	3FG	3FGA	PCT	FT	FTA	PCT	—Rebounds— OFF	DEF	TOT	AST	PF	DQ	STL	TO	BLK	PTS	AVG
Griffin	80	80	2863	718	1359	0.528	12	44	0.273	482	674	0.715	192	565	757	309	265	4	92	224	51	1930	24.1
Crawford	69	24	2094	421	1011	0.416	161	446	0.361	279	322	0.866	34	124	158	223	120	0	59	135	12	1282	18.6
Paul	62	62	2171	406	870	0.467	78	212	0.368	295	345	0.855	38	230	268	663	157	1	154	145	4	1185	19.1
Collison	80	35	2069	324	694	0.467	71	189	0.376	192	224	0.857	47	141	188	297	150	1	93	132	15	911	11.4
Jordan	82	82	2868	348	515	0.676	0	0	—	160	374	0.428	331	783	1114	74	264	2	80	123	203	856	10.4
Barnes	63	40	1735	231	527	0.438	97	283	0.343	66	90	0.733	60	232	292	125	185	1	56	85	28	625	9.9
Redick	35	34	987	181	398	0.455	73	185	0.395	97	106	0.915	9	65	74	78	65	0	28	42	3	532	15.2
Dudley	74	43	1729	196	447	0.438	81	225	0.360	38	58	0.655	36	124	160	104	146	0	41	56	10	511	6.9
Green	55	9	868	102	271	0.376	41	121	0.339	28	34	0.824	12	66	78	50	96	0	22	34	11	273	5.0
Hollins	61	0	482	53	72	0.736	0	0	-	35	56	0.625	31	59	90	8	87	1	9	29	31	141	2.3
Bullock	43	0	396	43	121	0.355	22	73	0.301	7	9	0.778	11	43	54	12	26	0	9	13	1	115	2.7
Turkoglu	38	0	392	42	109	0.385	22	50	0.440	9	18	0.500	11	78	89	33	50	0	19	16	10	115	3.0
Davis	23	1	308	39	81	0.481	0	1	0.000	18	23	0.783	21	48	69	7	48	1	12	17	7	96	4.2
Granger	12	0	194	36	84	0.429	12	34	0.353	12	14	0.857	7	21	28	8	21	0	3	10	4	96	8.0
Jamison	22	0	251	29	92	0.315	8	41	0.195	18	25	0.720	9	46	55	7	29	0	9	7	3	84	3.8
Mullens	27	0	167	26	64	0.406	13	39	0.333	2	6	0.333	7	25	32	6	33	0	6	13	3	67	2.5
Jackson	9	0	107	6	26	0.231	1	14	0.071	2	4	0.500	2	8	10	5	11	0	6	6	1	15	1.7
Morris	10	0	54	4	13	0.308	0	7	0.000	1	2	0.500	0	5	5	5	9	0	2	2	0	9	0.9
Vujacic	2	0	10	2	5	0.400	1	2	0.500	0	0	—	0	3	3	0	1	0	1	3	0	5	2.5
Wayns	2	0	9	1	2	0.500	0	0	-	0	0	—	0	2	2	2	4	0	2	0	0	2	1.0
CLIPPERS	**82**	**—**	**19755**	**3208**	**6761**	**0.474**	**693**	**1966**	**0.352**	**1741**	**2384**	**0.730**	**858**	**2668**	**3526**	**2016**	**1767**	**11**	**703**	**1136**	**397**	**8850**	**107.9**
OPPONENTS	**82**	**—**	**19755**	**3068**	**6958**	**0.441**	**595**	**1791**	**0.332**	**1547**	**2049**	**0.755**	**1011**	**2575**	**3586**	**1908**	**1919**	**17**	**570**	**1261**	**284**	**8278**	**101.0**

RECORD
57-25
Home: 34-7, Road: 23-18
1st Place, Pacific Division

PLAYOFFS
Western Conference Semifinals
vs. Oklahoma City (2-4)
Western Conference First Round
vs. Golden State (4-3)

CLIPPERS LEADERS
Scoring: Blake Griffin (24.1)
Rebounding: DeAndre Jordan (13.6)
Assists: Chris Paul (10.7)

HONORS
Jamal Crawford
NBA Sixth Man of the Year
Blake Griffin
2014 All-Star Game
Player of the Month: February 2014
All-NBA 2nd Team
Chris Paul
2014 All-Star Game
All-NBA 1st Team
All-Defensive 1st Team

HEAD COACH
Glenn "Doc" Rivers

ASSOCIATE HEAD COACH
Alvin Gentry

ASSISTANT COACHES
Kevin Eastman
Armond Hill
Tyronn Lue
Brendan O'Connor
Howard Eisley
J.P. Clark
Dave Severns

ATHLETIC TRAINER
Jasen Powell

GAME-BY-GAME RESULTS

	OCTOBER (1-1)			
10/29/13	at L.A. Lakers	L	116-103	0-1
10/31/13	**San Antonio**	**W**	**126-115**	**1-1**
	NOVEMBER (11-4)			
11/1/13	**New Orleans**	**W**	**110-101**	**2-1**
11/4/13	**Denver**	**W**	**137-118**	**3-1**
11/6/13	Golden State	L	98-90	3-2
11/7/13	at Sacramento	L	102-97	3-3
11/9/13	**Minnesota**	**W**	**107-94**	**4-3**
11/11/13	**at Golden State**	**W**	**109-107**	**5-3**
11/13/13	**at Portland**	**W**	**111-103**	**6-3**
11/16/13	**Utah**	**W**	**110-103**	**7-3**
11/18/13	Houston	L	106-102	7-4
11/20/13	**Phoenix**	**W**	**102-98**	**8-4**
11/21/13	at Orlando	L	105-91	8-5
11/23/13	**Charlotte**	**W**	**103-102**	**9-5**
11/24/13	**at Dallas**	**W**	**121-82**	**10-5**
11/27/13	**at San Antonio**	**W**	**93-80**	**11-5**
11/29/13	**Orlando**	**W**	**104-98***	**12-5**
	DECEMBER (9-7)			
12/1/13	at Miami	L	105-100	12-6
12/4/13	at Houston	L	107-97	12-7
12/5/13	**Boston**	**W**	**101-81**	**13-7**
12/7/13	Minnesota	L	88-82	13-8
12/9/13	**L.A. Lakers**	**W**	**94-83**	**14-8**
12/11/13	**Dallas**	**W**	**96-88**	**15-8**
12/12/13	Oklahoma City	L	102-93	15-9
12/14/13	**at New York**	**W**	**113-97**	**16-9**
12/16/13	**at Indiana**	**W**	**115-92**	**17-9**
12/18/13	**at Detroit**	**W**	**108-95**	**18-9**
12/21/13	**at Charlotte**	**W**	**112-91**	**19-9**
12/22/13	**at Chicago**	**W**	**120-116***	**20-9**
12/25/13	Brooklyn	L	105-103	20-10
12/26/13	Memphis	L	116-112*	20-11
12/28/13	**at Toronto**	**W**	**98-90**	**21-11**
12/30/13	at Minnesota	L	107-88	21-12
	JANUARY (12-4)			
1/1/14	**at Milwaukee**	**W**	**112-85**	**22-12**
1/3/14	**Washington**	**W**	**119-112**	**23-12**
1/4/14	at Oklahoma City	L	116-92	23-13
1/6/14	**at Golden State**	**W**	**101-81**	**24-13**
1/8/14	**Utah**	**W**	**111-105**	**25-13**
1/10/14	**at Denver**	**W**	**123-87**	**26-13**
1/15/14	**Miami**	**W**	**129-127**	**27-13**
1/17/14	**Toronto**	**W**	**109-95**	**28-13**
1/18/14	Sacramento	L	106-92	28-14
1/20/14	**Philadelphia**	**W**	**112-103**	**29-14**
1/22/14	Chicago	L	95-91	29-15
1/24/14	**Portland**	**W**	**112-95**	**30-15**
1/25/14	**San Antonio**	**W**	**126-118**	**31-15**
1/27/14	**at Memphis**	**W**	**114-86**	**32-15**
1/29/14	**at Oklahoma**	**W**	**110-103**	**33-15**
1/30/14	New York	L	111-92	33-16
	FEBRUARY (7-4)			
2/1/14	**at New Orleans**	**W**	**102-85**	**34-16**
2/3/14	at. Sacramento	L	116-115	34-17
2/5/14	Indiana	L	116-112	34-18
2/7/14	**Houston**	**W**	**118-105**	**35-18**
2/9/14	**New Orleans**	**W**	**123-78**	**36-18**
2/12/14	**at Phoenix**	**W**	**122-117**	**37-18**
2/18/14	at Atlanta	L	113-103	37-19
2/21/14	at Memphis	L	102-96	37-20
2/23/14	**at L.A. Lakers**	**W**	**125-117**	**38-20**
2/24/14	**Atlanta**	**W**	**123-110**	**39-20**
2/26/14	**Phoenix**	**W**	**101-93**	**40-20**
	MARCH (13-2)			
3/1/14	**Golden State**	**W**	**108-76**	**41-20**
3/4/14	**at Utah**	**W**	**104-96**	**42-20**
3/6/14	**Cleveland**	**W**	**142-94**	**43-20**
3/8/14	**at Denver**	**W**	**109-108**	**44-20**
3/10/14	**Detroit**	**W**	**112-105**	**45-20**
3/12/14	**Milwaukee**	**W**	**111-98**	**46-20**
3/14/14	**at New Orleans**	**W**	**96-87**	**47-20**
3/16/14	**at Dallas**	**W**	**102-80**	**48-20**
3/17/14	at Cleveland	L	110-100	48-21
3/22/14	**at Houston**	**W**	**112-103**	**49-21**
3/24/14	**at Minnesota**	**W**	**106-98**	**50-21**
3/26/14	at Philadelphia	L	98-96	50-22
3/27/14	**at Phoenix**	**W**	**109-103**	**51-22**
3/29/14	**Dallas**	**W**	**118-107**	**52-22**
3/31/14	**L.A. Lakers**	**W**	**114-104**	**53-22**
	APRIL (4-3)			
4/2/14	**Oklahoma City**	**W**	**112-108**	**54-22**
4/3/14	at Boston	L	113-107	54-23
4/6/14	**Sacramento**	**W**	**120-97**	**55-23**
4/9/14	at Brooklyn	L	107-101	55-24
4/12/14	**Denver**	**W**	**117-101**	**56-24**
4/15/14	**at Portland**	**W**	**117-105**	**57-24**
4/16/14	at Washington	L	110-104	57-25

Indicates overtime,* ***Bold* *indicates wins*

2012-13 LOS ANGELES CLIPPERS

PLAYER	G	GS	MIN	FG	FGA	PCT	3FG	3FGA	PCT	FT	FTA	PCT	—Rebounds— OFF	DEF	TOT	AST	PF	DQ	STL	TO	BLK	PTS	AVG
Griffin	80	80	2598	577	1072	.538	5	28	.179	281	426	.660	186	476	662	299	231	3	97	185	50	1440	18.0
Paul	70	70	2335	412	856	.481	76	232	.328	286	323	.885	53	209	262	678	143	1	169	159	10	1186	16.9
Crawford	76	0	2330	445	1016	.438	149	396	.376	216	248	.871	22	106	128	193	71	0	79	146	13	1255	16.5
Butler	78	78	1879	305	720	.324	128	330	.388	75	90	.833	41	182	223	78	139	0	51	72	11	813	10.4
Barnes	80	4	2058	312	675	.462	111	325	.342	87	117	.744	111	255	366	123	233	3	82	90	63	822	10.3
Jordan	82	82	2010	314	488	.643	0	0	—	96	249	.386	210	384	594	28	192	1	48	100	112	724	8.8
Bledsoe	76	12	1553	253	568	.445	31	78	.397	106	134	.791	78	147	225	233	112	1	109	137	55	643	8.5
Billups	22	22	418	53	132	.402	33	90	.367	45	48	.938	2	30	32	49	25	0	12	26	1	184	8.4
Green	72	60	1188	178	386	.461	71	166	.428	23	32	.719	17	80	97	55	96	0	29	31	12	450	6.3
Odom	82	2	1616	146	366	.399	18	90	.200	20	42	.476	117	363	480	142	214	1	69	86	58	330	4.0
Hollins	60	0	663	70	114	.614	0	0	.000	66	88	.750	50	89	139	11	133	2	6	44	34	206	3.4
Wayns	27	1	202	26	88	.295	7	31	.226	17	19	.895	1	6	7	27	26	0	6	15	0	76	2.8
Wayns (LAC)	6	0	37	7	16	.438	2	6	.333	4	4	1.000	0	2	2	7	8	0	3	2	0	20	3.3
Turiaf	65	0	701	49	97	.505	0	0	—	23	63	.365	45	107	152	35	80	0	19	29	35	121	1.9
Summers	2	0	7	1	4	.250	0	0	—	0	0	—	0	2	2	1	0	0	0	0	0	2	1.0
CLIPPERS	**82**	**—**	**19730**	**3160**	**6608**	**.478**	**627**	**1752**	**.358**	**1342**	**1888**	**.711**	**938**	**2475**	**4118**	**1958**	**1716**	**12**	**784**	**1197**	**461**	**8289**	**101.1**
OPPONENTS	**82**	**—**	**19730**	**2834**	**6397**	**.443**	**627**	**1682**	**.373**	**1465**	**1956**	**.749**	**891**	**2315**	**3930**	**1812**	**1712**	**11**	**606**	**1319**	**335**	**7760**	**94.6**

RECORD
56-26
Home: 32- 9, Road: 24-17
1st place, Pacific Division

PLAYOFFS
Western Conference
First Round vs. Memphis (2-4)

CLIPPERS LEADERS
Scoring: Blake Griffin (18.0)
Rebounding: Blake Griffin (8.3)
Assists: Chris Paul (9.7)

HONORS
Blake Griffin
2013 All-Star Game
All-NBA 2nd Team
Chris Paul
2013 All-Star Game
2013 All-Star Game MVP
Player of the Month: December 2012
All-NBA 1st Team
All-Defensive 1st Team

HEAD COACH
Vinny Del Negro

ASSISTANT COACHES
Marc Iavaroni
Bob Ociepka
Robert Pack
Dave Severns
Howard Eisley

ATHLETIC TRAINER
Jasen Powell

GAME-BY-GAME RESULTS

	OCTOBER (1-0)			
10/31/12	**Memphis**	**W**	**101-92**	**1-0**
	NOVEMBER (8-6)			
11/2/12	**at L.A. Lakers**	**W**	**105-95**	**2-0**
11/3/12	Golden State	L	110-114	2-1
11/5/12	Cleveland	L	101-108	2-2
11/7/12	**San Antonio**	**W**	**106-84**	**3-2**
11/8/12	**at Portland**	**W**	**103-90**	**4-2**
11/11/12	**Atlanta**	**W**	**89-76**	**5-2**
11/14/12	**Miami**	**W**	**107-100**	**6-2**
11/17/12	**Chicago**	**W**	**101-80**	**7-2**
11/19/12	**at San Antonio**	**W**	**92-87**	**8-2**
11/21/12	at Oklahoma City	L	111-117*	8-3
11/23/12	at Brooklyn	L	76-86	8-4
11/24/12	at Atlanta	L	93-104	8-5
11/26/12	New Orleans	L	98-105	8-6
11/28/12	**Minnesota**	**W**	**101-95**	**9-6**
	DECEMBER (16-0)			
12/1/12	**Sacramento**	**W**	**116-81**	**10-6**
12/3/12	**at Utah**	**W**	**105-104**	**11-6**
12/5/12	**Dallas**	**W**	**112-90**	**12-6**
12/8/12	**Phoenix**	**W**	**117-99**	**13-6**
12/9/12	**Toronto**	**W**	**102-83**	**14-6**
12/11/12	**at Chicago**	**W**	**94-89**	**15-6**
12/12/12	**at Charlotte**	**W**	**100-94**	**16-6**
12/15/12	**at Milwaukee**	**W**	**111-85**	**17-6**
12/17/12	**at Detroit**	**W**	**88-76**	**18-6**
12/19/12	**New Orleans**	**W**	**93-77**	**19-6**
12/21/12	**Sacramento**	**W**	**97-85**	**20-6**
12/23/12	**at Phoenix**	**W**	**103-77**	**21-6**
12/25/12	**Denver**	**W**	**112-100**	**22-6**
12/27/12	**Boston**	**W**	**106-77**	**23-6**
12/28/12	**at Utah**	**W**	**116-114**	**24-6**
12/30/12	**Utah**	**W**	**107-96**	**25-6**
	JANUARY (9-7)			
1/1/13	at Denver	L	78-92	25-7
1/2/13	at Golden State	L	94-115	25-8
1/4/13	**L.A. Lakers**	**W**	**107-102**	**26-8**
1/5/13	**Golden State**	**W**	**115-89**	**27-8**
1/9/13	**Dallas**	**W**	**99-93**	**28-8**
1/12/13	Orlando	L	101-104	28-9
1/14/13	**at Memphis**	**W**	**99-73**	**29-9**
1/15/13	**at Houston**	**W**	**117-109**	**30-9**
1/17/13	**at Minnesota**	**W**	**90-77**	**31-9**
1/19/13	**Washington**	**W**	**94-87**	**32-9**
1/21/13	at Golden State	L	99-106	32-10
1/22/13	Oklahoma City	L	97-109	32-11
1/24/13	at Phoenix	L	88-93	32-12
1/26/13	at Portland	L	100-101	32-13
1/27/13	**Portland**	**W**	**96-83**	**33-13**
1/30/13	**at Minnesota**	**W**	**96-90**	**34-13**
	FEBRUARY (8-5)			
2/1/13	at Toronto	L	73-98	34-14
2/3/14	at Boston	L	104-106	34-15
2/4/13	at Washington	L	90-98	34-16
2/6/13	**at Orlando**	**W**	**86-76**	**35-16**
2/8/13	at Miami	L	89-111	35-17
2/10/13	**at New York**	**W**	**102-88**	**36-17**
2/11/13	**at Philadelphia**	**W**	**107-90**	**37-17**
2/13/13	**Houston**	**W**	**106-96**	**38-17**
2/14/13	**at L.A. Lakers**	**W**	**125-101**	**39-17**
2/21/13	San Antonio	L	90-116	39-18
2/23/13	**Utah**	**W**	**107-94**	**40-18**
2/26/13	**Charlotte**	**W**	**106-84**	**41-18**
2/28/13	**at Indiana**	**W**	**99-91**	**42-18**
	MARCH (7-7)			
3/1/13	**at Cleveland**	**W**	**105-89**	**43-18**
3/3/13	Oklahoma City	L	104-108	43-19
3/6/13	**Milwaukee**	**W**	**117-101**	**44-19**
3/7/13	at Denver	L	92-107	44-20
3/10/13	**Detroit**	**W**	**129-97**	**45-20**
3/13/13	Memphis	L	85-96	45-21
3/17/13	**New York**	**W**	**93-80**	**46-21**
3/19/13	at Sacramento	L	101-116	46-22
3/20/13	**Philadelphia**	**W**	**101-72**	**47-22**
3/23/13	**Brooklyn**	**W**	**101-95**	**48-22**
3/26/13	at Dallas	L	102-109*	48-23
3/27/13	**at New Orleans**	**W**	**105-91**	**49-23**
3/29/13	at San Antonio	L	102-104	49-24
3/30/13	at Houston	L	81-98	49-25
	APRIL (7-1)			
4/1/13	Indiana	L	106-109	49-26
4/3/13	**Phoenix**	**W**	**126-101**	**50-26**
4/7/13	**L.A. Lakers**	**W**	**109-95**	**51-26**
4/10/13	**Minnesota**	**W**	**111-95**	**52-26**
4/12/13	**at New Orleans**	**W**	**96-93**	**53-26**
4/13/13	**at Memphis**	**W**	**91-87**	**54-26**
4/16/13	**Portland**	**W**	**93-77**	**55-26**
4/17/13	**at Sacramento**	**W**	**112-108**	**56-26**

Indicates overtime,* ***Bold* *indicates wins*

2011-12 LOS ANGELES CLIPPERS

PLAYER	G	GS	MIN	FG	FGA	PCT	3FG	3FGA	PCT	FT	FTA	PCT	—Rebounds— OFF	DEF	TOT	AST	PF	DQ	STL	TO	BLK	PTS	AVG
Griffin	66	66	2392	561	1022	.549	2	16	.125	244	468	.521	218	499	717	210	216	3	54	150	48	1368	20.7
Paul	60	60	2181	425	890	.478	79	213	.371	260	302	.861	42	171	213	543	138	0	152	124	4	1189	19.8
Billups	20	20	607	83	228	.364	48	125	.384	85	95	.895	4	46	50	80	40	0	9	38	3	299	15.0
Young (TOT)	62	35	1729	316	784	.403	103	282	.365	144	169	.852	31	102	133	56	141	0	44	83	17	879	14.2
Young (LAC)	22	3	518	76	193	.394	30	85	.353	32	39	.821	11	25	36	10	51	0	14	24	6	214	9.7
Williams	52	1	1472	260	611	.426	93	239	.389	72	80	.900	23	76	99	160	103	0	51	86	7	685	13.2
Butler	63	63	1871	287	705	.407	92	257	.358	87	107	.813	44	186	230	78	123	0	52	77	8	753	12.0
Foye	65	48	1682	256	644	.398	127	329	.386	73	85	.859	25	113	138	146	130	0	46	73	24	712	11.0
Jordan	66	66	1798	206	326	.632	0	1	.000	74	141	.525	202	344	546	17	189	1	30	74	135	486	7.4
Martin	42	0	940	97	220	.441	3	13	.231	20	54	.370	49	132	181	18	103	0	44	32	43	217	5.2
Fortson	4	0	46	5	12	.417	1	4	.250	6	9	.667	4	4	8	5	3	0	0	5	0	17	4.3
Bledsoe	40	1	464	49	126	.389	6	30	.200	28	44	.636	22	43	65	66	58	1	31	47	14	132	3.3
Simmons	28	0	418	28	90	.311	20	60	.333	4	7	.571	17	38	55	11	41	1	15	10	3	80	2.9
Thompkins	24	0	119	24	61	.393	4	13	.308	5	7	.714	4	20	24	3	10	0	3	6	3	57	2.4
Gomes	32	2	425	31	95	.326	4	29	.138	8	11	.727	14	47	61	12	34	0	16	15	0	74	2.3
Cook	16	0	121	11	49	.224	5	27	.185	4	4	1.000	4	19	23	2	26	0	2	4	4	31	1.9
Evans	56	0	771	34	72	.472	0	0	—	36	71	.507	100	171	271	17	118	1	31	44	6	104	1.9
Leslie	10	0	45	5	14	.357	0	0	—	4	9	.444	6	3	9	5	4	0	2	2	2	14	1.4
Jones	10	0	96	1	8	.125	0	0	—	4	5	.800	11	6	17	2	12	0	4	5	5	6	0.6
CLIPPERS	**66**	**—**	**15965**	**2439**	**5366**	**.455**	**514**	**1441**	**.357**	**1046**	**1538**	**.680**	**800**	**1943**	**2743**	**1385**	**1399**	**7**	**556**	**879**	**315**	**6438**	**97.5**
OPPONENTS	**66**	**—**	**15965**	**2279**	**5098**	**.447**	**460**	**1261**	**.365**	**1251**	**1678**	**.746**	**712**	**1914**	**2626**	**1368**	**1401**	**8**	**396**	**966**	**296**	**6269**	**95.0**

RECORD
40-26
Home: 24- 9, Road: 16-17
2nd place, Pacific Division

PLAYOFFS
Western Conference
First Round vs. Memphis (4-3)
Western Conference
Semifinals vs. San Antonio (0-4)

CLIPPERS LEADERS
Scoring: Blake Griffin (20.7)
Rebounding: Blake Griffin (10.9)
Assists: Chris Paul (9.1)

HONORS
Blake Griffin
2012 All-Star Game
Chris Paul
2012 All-Star Game
Player of the Month: April 2012
All-Defensive 1st Team

HEAD COACH
Vinny Del Negro

ASSISTANT COACHES
Howard Eisley
Marc Iavaroni
Dean Demopoulos
Robert Pack
Dave Severns

ATHLETIC TRAINER
Jasen Powell

GAME-BY-GAME RESULTS

DECEMBER (1-2)

12/25/11	**at Golden State**	**W**	**114-95**	**1-0**
12/28/11	at San Antonio	L	90-115	1-1
12/30/11	Chicago	L	101-114	1-2

JANUARY (11-4)

1/1/12	**Portland**	**W**	**93-88**	**2-2**
1/4/12	**Houston**	**W**	**117-89**	**3-2**
1/7/12	**Milwaukee**	**W**	**92-86**	**4-2**
1/10/12	at Portland	L	97-15	4-3
1/11/12	**Miami**	**W**	***95-89**	**5-3**
1/14/12	**L.A. Lakers**	**W**	**102-94**	**6-3**
1/16/12	**New Jersey**	**W**	**101-91**	**7-3**
1/17/12	at Utah	L	79-108	7-4
1/18/12	**Dallas**	**W**	**91-89**	**8-4**
1/20/12	Minnesota	L	98-101	8-5
1/22/12	**Toronto**	**W**	**103-91**	**9-5**
1/25/12	at L.A. Lakers	L	91-96	9-6
1/26/12	**Memphis**	**W**	**98-91**	**10-6**
1/29/12	**at Denver**	**W**	**109-15**	**11-6**
1/30/12	**Oklahoma City**	**W**	**112-100**	**12-6**

FEBRUARY (8-6)

2/1/12	**at Utah**	**W**	**107-105**	**13-6**
2/2/12	Denver	L	91-112	13-7
2/4/12	**at Washington**	**W**	**107-81**	**14-7**
2/6/12	**at Orlando**	**W**	***107-102**	**15-7**
2/8/12	at Cleveland	L	92-99	15-8
2/10/12	**at Philadelphia**	**W**	**78-77**	**16-8**
2/11/12	**at Charlotte**	**W**	**111-86**	**17-8**
2/13/12	at Dallas	L	92-96	17-9
2/15/12	**Washington**	**W**	**102-84**	**18-9**
2/16/12	**at Portland**	**W**	**74-71**	**19-9**
2/18/12	San Antonio	L	*100-103	19-10
2/20/12	at Golden State	L	97-104	19-11
2/22/12	**Denver**	**W**	**103-95**	**20-11**
2/28/12	Minnesota	L	97-109	20-12

MARCH (11-9)

3/1/12	**at Sacramento**	**W**	**108-100**	**21-12**
3/2/12	at Phoenix	L	78-81	21-13
3/4/12	**at Houston**	**W**	***105-103**	**22-13**
3/5/12	at Minnesota	L	94-95	22-14
3/7/12	at New Jersey	L	100-101	22-15
3/9/12	**at San Antonio**	**W**	**120-108**	**23-15**
3/11/12	Golden State	L	93-97	23-16
3/12/12	Boston	L	85-94	23-17
3/14/12	**Atlanta**	**W**	**96-82**	**24-17**
3/15/12	Phoenix	L	87-91	24-18
3/17/12	**Houston**	**W**	**95-91**	**25-18**
3/18/12	**Detroit**	**W**	**87-83**	**26-18**
3/20/12	at Indiana	L	89-104	26-19
3/21/12	at Oklahoma City	L	91-114	26-20
3/22/12	at New Orleans	L	90-97	26-21
3/24/12	**Memphis**	**W**	**101-85**	**27-21**
3/26/12	**New Orleans**	**W**	**97-85**	**28-21**
3/28/12	**Phoenix**	**W**	**103-86**	**29-21**
3/30/12	**Portland**	**W**	**98-97**	**30-21**
3/31/12	**Utah**	**W**	**105-96**	**31-21**

APRIL (9-5)

4/2/12	**at Dallas**	**W**	**94-75**	**32-21**
4/4/12	L.A. Lakers	L	108-113	32-22
4/5/12	**at Sacramento**	**W**	**93-85**	**33-22**
4/7/12	**Sacramento**	**W**	**109-94**	**34-22**
4/9/12	at Memphis	L	85-94	34-23
4/11/12	**at Oklahoma City**	**W**	**100-98**	**35-23**
4/12/12	**at Minnesota**	**W**	**95-82**	**36-23**
4/14/12	**Golden State**	**W**	**112-104**	**37-23**
4/16/12	**Oklahoma City**	**W**	**92-77**	**38-23**
4/18/12	**at Denver**	**W**	**104-98**	**39-23**
4/19/12	at Phoenix	L	90-93	39-24
4/22/12	**New Orleans**	**W**	**107-98**	**40-24**
4/24/12	at Atlanta	L	102-109	40-25
4/25/12	at New York	L	93-99	40-26

**Indicates overtime (3-1)*
***Bold** indicates wins*

2010-11 LOS ANGELES CLIPPERS

PLAYER	G	GS	MIN	FG	FGA	PCT	3FG	3FGA	PCT	FT	FTA	PCT	—Rebounds— OFF	DEF	TOT	AST	PF	DQ	STL	TO	BLK	PTS	AVG
Griffin	82	82	3112	696	1376	.506	7	24	.292	446	695	.642	270	719	989	312	252	5	63	223	45	1845	22.5
Gordon	56	56	2112	427	949	.450	106	291	.364	287	348	.825	45	119	164	244	115	1	71	151	18	1247	22.3
Williams (TOT)	58	56	1789	291	730	.399	79	244	.324	151	177	.853	21	132	153	380	150	1	53	171	10	812	14.0
Williams (LAC)	22	22	723	113	268	.422	43	108	.398	66	75	.880	6	50	56	123	59	1	20	66	0	335	15.2
Davis	43	35	1269	214	515	.416	45	152	.296	79	104	.760	29	91	120	299	114	0	62	107	22	552	12.8
Kaman	32	15	838	177	376	.471	0	0	—	43	57	.754	51	174	225	46	75	0	16	58	48	397	12.4
Foye	63	24	1551	206	531	.388	71	217	.327	133	149	.893	13	90	103	170	122	1	47	95	21	616	9.8
Gomes	76	62	2095	207	505	.410	72	211	.341	61	85	.718	61	193	254	118	159	1	62	55	12	547	7.2
Jordan	80	66	2047	234	341	.686	0	1	.000	98	217	.452	207	368	575	42	255	1	41	101	142	566	7.1
Bledsoe	81	25	1841	206	486	.424	32	116	.276	99	133	.744	68	155	223	289	130	0	92	194	26	543	6.7
Diogu	36	0	470	83	148	.561	0	0	—	41	62	.661	41	74	115	2	72	0	3	22	3	207	5.8
Aminu	81	14	1452	160	406	.394	45	143	.315	92	119	.773	75	192	267	60	121	0	59	103	25	457	5.6
Smith	48	0	586	104	188	.553	0	5	.000	50	68	.735	43	74	117	31	84	0	16	33	7	258	5.4
Butler	41	2	744	73	226	.323	42	129	.326	18	27	.667	10	66	76	27	34	0	8	22	15	206	5.0
Cook	40	0	447	72	170	.424	34	79	.430	15	24	.625	19	77	96	15	75	1	12	25	11	193	4.8
Moon (TOT)	59	20	1042	101	248	.407	38	123	.309	15	17	.882	23	142	165	52	65	0	28	22	33	255	4.3
Moon (LAC)	19	7	278	25	59	.424	11	28	.393	5	6	.833	9	38	47	7	26	0	3	5	6	66	3.5
Warren	19	0	134	13	35	.371	5	15	.333	6	8	.750	1	11	12	27	16	0	6	8	0	37	1.9
Collins	23	0	157	5	15	.333	0	0	—	7	10	.700	7	10	17	1	24	0	4	5	1	17	0.7
CLIPPERS	**82**	**–**	**19855**	**3015**	**6594**	**.457**	**513**	**1519**	**.338**	**1546**	**2187**	**.707**	**955**	**2501**	**3456**	**1813**	**1733**	**11**	**585**	**1343**	**402**	**8089**	**98.6**
OPPONENTS	**82**	**–**	**19855**	**3046**	**6688**	**.455**	**584**	**1598**	**.365**	**1670**	**2167**	**.771**	**914**	**2410**	**3324**	**1827**	**1811**	**19**	**659**	**1125**	**404**	**8346**	**101.8**

RECORD
32-50
Home: 23-18, Road: 9-32
4th place, Pacific Division

PLAYOFFS
None

CLIPPERS LEADERS
Scoring: Blake Griffin (22.5)
Rebounding: Blake Griffin (12.1)
Assists: Baron Davis (7.0)

HONORS
Blake Griffin
2010-11 T-Mobile Rookie Of The Year
2010 All-Star Game
2010 Sprite Slam Dunk Contest Winner
2010 T-Mobile Rookie Challenge
T-Mobile Rookie of the Month (6 times)

HEAD COACH
Vinny Del Negro

ASSISTANT COACHES
Marc Iavaroni
Dean Demopoulos
Robert Pack
Dave Severns
Howard Eisley

ATHLETIC TRAINER
Jasen Powell

GAME-BY-GAME RESULTS

OCTOBER (0-3)

10/27/10	Portland	L	88-98	0-1
10/29/10	at Golden State	L	91-109	0-2
10/31/10	Dallas	L	83-99	0-3

NOVEMBER (3-12)

11/1/10	San Antonio	L	88-97	0-4
11/3/10	**Oklahoma City**	**W**	**107-92**	**1-4**
11/5/10	at Denver	L	104-111	1-5
11/6/10	at Utah	L	**107-109	1-6
11/9/10	at New Orleans	L	82-101	1-7
11/10/10	at San Antonio	L	95-107	1-8
11/12/10	Detroit	L	*107-113	1-9
11/15/10	New Jersey	L	96-110	1-10
11/17/10	at Minnesota	L	111-113	1-11
11/18/10	at Indiana	L	80-107	1-12
11/20/10	New York	L	115-124	1-13
11/22/10	**New Orleans**	**W**	**99-85**	**2-13**
11/25/10	**Sacramento**	**W**	**100-82**	**3-13**
11/26/10	at Phoenix	L	108-116	3-14
11/28/10	Utah	L	97-109	3-15

DECEMBER (7-8)

12/1/10	**San Antonio**	**W**	**90-85**	**4-15**
12/3/10	at Denver	L	104-109	4-16
12/5/10	at Portland	L	91-100	4-17
12/6/10	**Sacramento**	**W**	**98-91**	**5-17**
12/8/10	L.A. Lakers	L	86-87	5-18
12/11/10	Memphis	L	83-84	5-19
12/12/10	Orlando	L	85-94	5-20
12/15/10	at Philadelphia	L	91-105	5-21
12/17/10	**at Detroit**	**W**	**109-88**	**6-21**
12/18/10	**at Chicago**	**W**	**100-99**	**7-21**
12/20/10	**Minnesota**	**W**	**113-90**	**8-21**
12/22/10	Houston	L	92-97	8-22
12/26/10	**Phoenix**	**W**	**108-103**	**9-22**
12/27/10	**at Sacramento**	**W**	**100-99**	**10-22**
12/29/10	Utah	L	95-103	10-23

JANUARY (9-5)

1/2/11	Atlanta	L	98-107	10-24
1/5/11	**Denver**	**W**	**106-93**	**11-24**
1/9/11	**Golden State**	**W**	**105-91**	**12-24**
1/12/11	**Miami**	**W**	**111-105**	**13-24**
1/14/11	at Golden State	L	112-122	13-25
1/16/11	**L.A. Lakers**	**W**	**99-92**	**14-25**
1/17/11	**Indiana**	**W**	**114-107**	**15-25**
1/19/11	**Minnesota**	**W**	**126-111**	**16-25**
1/20/11	at Portland	L	93-108	16-26
1/22/11	**Golden State**	**W**	**113-109**	**17-26**
1/25/11	at Dallas	L	105-112	17-27
1/26/11	at Houston	L	83-96	17-28
1/29/11	**Charlotte**	**W**	**103-88**	**18-28**
1/31/11	**Milwaukee**	**W**	**105-98**	**19-28**

FEBRUARY (2-12)

2/2/11	Chicago	L	88-106	19-29
2/4/11	at Atlanta	L	100-101	19-30
2/6/11	at Miami	L	79-97	19-31
2/8/11	at Orlando	L	85-101	19-32
2/9/11	**at New York**	**W**	**116-108**	**20-32**
2/11/11	at Cleveland	L	*119-126	20-33
2/13/11	at Toronto	L	93-98	20-34
2/14/11	at Milwaukee	L	78-102	20-35
2/16/11	**at Minnesota**	**W**	**98-90**	**21-35**
2/22/11	at Oklahoma City	L	88-111	21-36
2/23/11	at New Orleans	L	87-98	21-37
2/25/11	at L.A. Lakers	L	95-108	21-38
2/26/11	Boston	L	92-99	21-39
2/28/11	at Sacramento	L	99-105	21-40

MARCH (8-6)

3/2/11	**Houston**	**W**	**106-103**	**22-40**
3/5/11	**Denver**	**W**	**100-94**	**23-40**
3/7/11	**at Charlotte**	**W**	**92-87**	**24-40**
3/9/11	**at Boston**	**W**	**108-103**	**25-40**
3/11/11	at New Jersey	L	*98-102	25-41
3/12/11	**at Washington**	**W**	**122-101**	**26-41**
3/14/11	at Memphis	L	82-105	26-42
3/16/11	Philadelphia	L	94-104	26-43
3/19/11	**Cleveland**	**W**	**100-92**	**27-43**
3/20/11	Phoenix	L	99-108	27-44
3/23/11	**Washington**	**W**	****127-119**	**28-44**
3/25/11	at L.A. Lakers	L	104-112	28-45
3/26/11	**Toronto**	**W**	**94-90**	**29-45**
3/30/11	Dallas	L	100-106	29-46

APRIL (3-4)

4/1/11	at Phoenix	L	98-101	29-47
4/2/11	**Oklahoma City**	**W**	**98-92**	**30-47**
4/5/11	**at Memphis**	**W**	**82-81**	**31-47**
4/6/11	at Oklahoma City	L	108-112	31-48
4/8/11	at Dallas	L	96-107	31-49
4/9/11	at Houston	L	78-99	31-50
4/13/11	**Memphis**	**W**	**110-103**	**32-50**

**Indicates overtime (0-3)*
***Indicates double overtime (1-1)* ***Bold** indicates wins*

2009-10 LOS ANGELES CLIPPERS

PLAYER	G	GS	MIN	FG	FGA	PCT	3FG	3FGA	PCT	FT	FTA	PCT	—Rebounds— OFF	DEF	TOT	AST	PF	DQ	STL	TO	BLK	PTS	AVG
Kaman	76	76	2608	589	1202	.490	0	6	.000	230	307	.749	184	520	704	120	213	1	37	223	94	1408	18.5
Gordon	62	60	2229	352	784	.449	119	321	.371	222	299	.742	25	135	160	186	96	0	69	144	14	1045	16.9
B. Davis	75	73	2523	412	1015	.406	82	296	.277	239	291	.821	52	214	266	598	210	0	126	211	43	1145	15.3
Butler	82	64	2702	356	870	.409	145	432	.336	122	145	.841	39	201	240	116	121	0	36	79	68	979	11.9
Gooden	24	22	725	131	266	.492	0	2	.000	93	101	.921	84	142	226	21	65	1	15	52	8	355	14.8
Thornton	51	30	1405	220	460	.478	5	14	.357	103	139	.741	85	107	192	61	144	3	25	66	22	548	10.7
Outlaw	23	6	499	72	180	.400	28	74	.378	28	35	.800	20	63	83	26	30	0	11	20	9	200	8.7
Smith	75	2	1232	226	397	.569	1	5	.200	132	208	.635	97	190	287	84	194	0	33	88	25	585	7.8
Camby	51	51	1596	166	356	.466	2	6	.333	60	91	.659	166	450	616	151	105	0	69	64	99	394	7.7
Blake	29	10	762	74	167	.443	38	87	.437	12	16	.750	6	63	69	177	39	0	21	63	4	198	6.8
Jordan	70	12	1137	144	238	.605	0	2	.000	48	128	.375	122	230	352	21	152	1	16	75	62	336	4.8
Brown	23	0	191	28	85	.329	9	32	.281	5	7	.714	8	12	20	42	14	0	6	22	0	70	3.0
R. Davis	36	2	499	62	143	.434	16	42	.381	18	31	.581	10	47	57	39	39	0	11	29	3	158	4.4
Telfair	39	1	582	67	166	.404	11	47	.234	24	31	.774	5	36	41	114	65	0	22	44	5	169	4.3
Collins	43	0	470	47	128	.367	4	17	.235	13	21	.619	13	37	50	44	45	0	23	32	1	111	2.6
Novak	54	0	362	42	108	.389	22	71	.310	7	9	.778	1	32	33	6	21	0	7	2	2	113	2.1
Skinner	16	1	123	10	25	.400	0	0	—	6	8	.750	9	18	27	0	20	0	3	7	4	26	1.6
Rush	7	0	58	4	11	.364	1	3	.333	0	0	—	1	5	6	4	8	0	2	3	3	9	1.3
Curry	1	0	0	0	0	—	0	0	—	0	0	—	0	0	0	0	0	0	0	0	0	0	0.0
CLIPPERS	**82**	**-**	**19705**	**3002**	**6601**	**.455**	**483**	**1457**	**.332**	**1362**	**1867**	**.730**	**927**	**2502**	**3429**	**1810**	**1581**	**6**	**532**	**1285**	**466**	**7849**	**95.7**
OPPONENTS	**82**	**-**	**19705**	**3193**	**6792**	**.470**	**529**	**1457**	**.363**	**1455**	**1910**	**.762**	**879**	**2490**	**3369**	**1926**	**1588**	**8**	**686**	**1059**	**363**	**8370**	**102.1**

RECORD
29-53
Home: 21-20, Road: 8-33
3rdplace, Pacific Division

PLAYOFFS
None

CLIPPERS LEADERS
Scoring: Chris Kaman (18.5)
Rebounding: Marcus Camby (12.1)
Assists: Baron Davis (8.0)

HONORS
Chris Kaman
2010 All-Star Game
Western Conference
Player of The Week (Jan. 4 – 10)
Western Conference
Player of The Week (Nov. 2 – 8)
Eric Gordon
2010 T-Mobile Rookie Challenge & Youth Jam
2010 NBA All-Star Slam Dunk-In

HEAD COACH
Mike Dunleavy (21-28)
Kim Hughes (8-25)

ASSISTANT COACHES
Jim Eyen
Kim Hughes
Rory White
Neal Meyer

ATHLETIC TRAINER
Jasen Powell

GAME-BY-GAME RESULTS

	OCTOBER (0-4)			
10/27/09	at L.A. Lakers	L	99-92	0-1
10/28/09	Phoenix	L	107-109	0-2
10/30/09	at Utah	L	98-111	0-3
10/31/09	Dallas	L	84-93	0-4
	NOVEMBER (8-6)			
11/2/09	**Minnesota**	**W**	**93-90**	**1-4**
11/6/09	**at Golden State**	**W**	**118-90**	**2-4**
11/7/09	**Memphis**	**W**	**113-110**	**3-4**
11/9/09	New Orleans	L	84-112	3-5
11/11/09	Oklahoma City	L	79-83	3-6
11/13/09	Toronto	L	89-104	3-7
11/15/09	**at Oklahoma City**	**W**	**101-93**	**4-7**
11/17/09	at New Orleans	L	102-110	4-8
11/18/09	atMemphis	L	91-106	4-9
11/20/09	**Denver**	**W**	**106-99**	**5-9**
11/23/09	**Minnesota**	**W**	**91-87**	**6-9**
11/25/09	at Indiana	L	73-86	6-10
11/27/09	**at Detroit**	**W**	**104-96**	**7-10**
11/29/09	**Memphis**	**W**	**98-88**	**8-10**
	DECEMBER (6-8)			
12/2/09	Houston	L	85-102	8-11
12/5/09	**Indiana**	**W**	**88-72**	**9-11**
12/8/09	Orlando	L	86-97	9-12
12/13/09	San Antonio	L	90-115	9-13
12/14/09	**Washington**	**W**	**97-95**	**10-13**
12/16/09	**at Minnesota**	**W**	**120-95**	**11-13**
12/18/09	at New York	L	91-95	11-14
12/19/09	**at Philadelphia**	**W**	***112-107**	**12-14**
12/21/09	at San Antonio	L	87-103	12-15
12/22/09	at Houston	L	99-108	12-16
12/25/09	at Phoenix	L	93-124	12-17
12/27/09	**Boston**	**W**	**92-90**	**13-17**
12/30/09	at Portland	L	99-103	13-18
12/31/09	**Philadelphia**	**W**	**104-88**	**14-18**
	JANUARY (6-9)			
1/4/10	**Portland**	**W**	**105-95**	**15-18**
1/6/10	**L.A. Lakers**	**W**	**102-91**	**16-18**
1/10/10	**Miami**	**W**	**94-84**	**17-18**
1/12/10	at Memphis	L	102-104	17-19
1/13/10	at New Orleans	L	94-108	17-20
1/15/10	at L.A. Lakers	L	86-126	17-21
1/16/10	Cleveland	L	101-102	17-22
1/18/10	**New Jersey**	**W**	**106-95**	**18-22**
1/20/10	**Chicago**	**W**	**104-97**	**19-22**
1/21/10	at Denver	L	85-105	19-23
1/24/10	**at Washington**	**W**	**92-78**	**20-23**
1/25/10	at Boston	L	89-95	20-24
1/27/10	at New Jersey	L	87-103	20-25
1/29/10	at Minnesota	L	97-111	20-26
1/31/10	at Cleveland	L	89-114	20-27
	FEBRUARY (4-8)			
2/2/10	**at Chicago**	**W**	**90-82**	**21-27**
2/3/10	at Atlanta	L	97-103	21-28
2/6/10	San Antonio	L	81-98	21-29
2/9/10	Utah	L	99-109	21-30
2/10/10	at Golden State	L	102-132	21-31
2/16/10	at Portland	L	87-109	21-32
2/17/10	Atlanta	L	92-110	21-33
2/20/10	**Sacramento**	**W**	**99-89**	**22-33**
2/22/10	**Charlotte**	**W**	**98-94**	**23-33**
2/24/10	**Detroit**	**W**	**97-91**	**24-33**
2/26/10	at Phoenix	L	112-125	24-34
2/28/10	at Sacramento	L	92-97	24-35
	MARCH (3-13)			
3/1/10	**Utah**	**W**	**108-104**	**25-35**
3/3/10	Phoenix	L	101-127	25-36
3/5/10	Oklahoma City	L	87-104	25-37
3/6/10	at Utah	L	85-107	25-38
3/9/10	at Orlando	L	87-113	25-39
3/10/10	at Miami	L	97-108	25-40
3/12/10	at Charlotte	L	98-106	25-41
3/13/10	at San Antonio	L	88-118	25-42
3/15/10	New Orleans	L	100-108	25-43
3/17/10	**Milwaukee**	**W**	**101-93**	**26-43**
3/21/10	Sacramento	L	89-102	26-44
3/23/10	at Dallas	L	96-106	26-45
3/25/10	**at Houston**	**W**	**99-93**	**27-45**
3/28/10	Golden State	L	103-121	27-46
3/30/10	at Milwaukee	L	89-107	27-47
3/31/10	at Toronto	L	92-114	27-48
	APRIL (2-5)			
4/3/10	at Denver	L	90-98	27-49
4/4/10	New York	L	107-113	27-50
4/7/10	Portland	L	85-93	27-51
4/8/10	at Sacramento	L	94-116	27-52
4/10/10	**Golden State**	**W**	**107-104**	**28-52**
4/12/10	Dallas	L	94-117	28-53
4/14/10	**L.A. Lakers**	**W**	**107-91**	**29-53**

**Indicates overtime (1-0)*
***Bold** indicates wins*

2008-09 LOS ANGELES CLIPPERS

PLAYER	G	GS	MIN	FG	FGA	PCT	3FG	3FGA	PCT	FT	FTA	PCT	—Rebounds— OFF	DEF	TOT	AST	PF	DQ	STL	TO	BLK	PTS	AVG
Randolph (TOT)	50	45	1756	415	873	.475	32	97	.330	179	244	.734	157	347	504	103	133	0	43	114	16	1041	20.8
Randolph (LAC)	39	34	1369	333	684	.487	25	73	.342	124	177	.701	117	250	367	88	105	0	30	91	13	815	20.9
Thornton	71	67	2654	469	1051	.446	20	79	.253	236	313	.754	122	246	368	103	227	1	59	130	62	1194	16.8
Gordon	78	65	2677	411	901	.456	131	337	.389	299	350	.854	45	156	201	215	172	3	78	164	35	1252	16.1
B. Davis	65	60	2248	355	959	.370	99	328	.302	159	210	.757	46	192	238	501	193	1	108	193	35	968	14.9
Mobley	11	11	365	63	146	.432	12	35	.343	13	18	.722	9	20	29	12	21	0	15	18	2	151	13.7
Kaman	31	24	921	161	305	.528	0	0	—	51	75	.680	75	172	247	46	93	2	17	84	45	373	12.0
Camby	62	55	1925	254	496	.512	1	4	.250	132	182	.725	161	529	690	127	129	0	51	93	132	641	10.3
Thomas	10	5	220	34	90	.378	6	20	.300	21	34	.618	14	32	46	10	26	0	3	14	1	95	9.5
Jones	52	21	1495	129	317	.407	54	147	.367	66	81	.815	23	103	126	188	112	1	53	66	11	378	7.3
Novak	71	3	1161	176	396	.444	119	286	.416	21	23	.913	19	106	125	40	71	0	20	23	5	492	6.9
R. Davis	36	9	785	83	245	.339	35	111	.315	31	36	.861	9	51	60	82	63	0	19	39	5	232	6.4
Taylor	51	5	771	110	267	.412	13	40	.325	56	81	.691	22	65	87	106	84	0	36	73	0	289	5.7
Collins (TOT)	48	14	890	105	247	.425	13	31	.419	28	46	.609	31	76	107	111	80	0	31	58	10	251	5.2
Collins (LAC)	39	14	815	97	224	.433	13	28	.464	24	37	.649	29	70	99	101	73	0	29	53	10	231	5.9
Jordan	53	13	771	93	147	.633	0	0	—	42	109	.385	72	165	237	11	96	0	11	41	59	228	4.3
Skinner	51	21	843	92	205	.449	0	2	.000	30	47	.638	72	131	203	27	94	0	17	43	52	214	4.2
P. Davis	27	1	320	40	98	.408	0	1	.000	27	34	.794	28	39	67	12	44	0	10	13	3	107	4.0
Acker (TOT)	25	0	200	30	76	.395	7	20	.350	5	10	.500	8	16	24	12	9	0	5	7	4	72	2.9
Acker (LAC)	18	0	179	26	65	.400	7	16	.438	4	8	.500	8	14	22	11	9	0	3	7	3	63	3.5
Hart	28	2	312	25	84	.298	0	4	.000	15	19	.789	12	30	42	43	35	0	12	19	4	65	2.3
Samb	10	0	51	4	16	.250	0	2	.000	3	5	.600	7	6	13	0	3	0	1	1	5	11	1.1

RECORD
19-63
Home: 11-30, Road: 8-33
4th place, Pacific Division

PLAYOFFS
None

CLIPPERS LEADERS
Scoring: Zach Randolph (20.8)
Rebounding: Marcus Camby (11.1)
Assists: Baron Davis (7.7)

HONORS
Eric Gordon
All-Rookie Second Team

HEAD COACH
Mike Dunleavy

ASSISTANT COACHES
Jim Eyen
Kim Hughes
Rory White
Neal Meyer

ATHLETIC TRAINER
Jasen Powell

GAME-BY-GAME RESULTS

	OCTOBER (0-2)			
10/29/08	L.A. Lakers	L	79-117	0-1
10/31/08	Denver	L	103-113	0-2
	NOVEMBER (3-11)			
11/1/08	at Utah	L	79-101	0-3
11/3/08	Utah	L	73-89	0-4
11/5/08	at L.A. Lakers	L	88-106	0-5
11/7/08	Houston	L	83-92	0-6
11/9/08	**Dallas**	**W**	**103-92**	**1-6**
11/12/08	Sacramento	L	98-103	1-7
11/15/08	Golden State	L	103-121	1-8
11/17/08	San Antonio	L	83-86	1-9
11/19/08	**at Oklahoma City**	**W**	**108-88**	**2-9**
11/21/08	at Philadelphia	L	88-89	2-10
11/22/08	at New Jersey	L	95-112	2-11
11/24/08	New Orleans	L	87-99	2-12
11/26/08	Denver	L	105-106	2-13
11/29/08	**Miami**	**W**	**97-96**	**3-13**
	DECEMBER (5-10)			
12/2/08	at Dallas	L	988-100	3-14
12/3/08	at Houston	L	96-103	3-15
12/5/08	at Memphis	L	81-93	3-16
12/6/08	**at Minnesota**	**W**	**107-84**	**4-16**
12/8/08	Orlando	L	88-95	4-17
12/12/08	**at Portland**	**W**	**120-112**	**5-17**
12/13/08	**Houston**	**W**	**95-82**	**6-17**
12/16/08	**at Oklahoma City**	**W**	**98-88**	**7-17**
12/17/08	at Chicago	L	109-115	7-18
12/19/08	**at Indiana**	**W**	**117-109**	**8-18**
12/20/08	at Milwaukee	L	85-119	8-19
12/22/08	Toronto	L	75-97	8-20
12/28/08	Dallas	L	76-98	8-21
12/30/08	at Sacramento	L	90-92	8-22
12/31/08	Philadelphia	L	92-100	8-23
	JANUARY (2-14)			
1/2/09	at Phoenix	L	98-106	8-24
1/4/09	Detroit	L	87-88	8-25
1/6/09	at Dallas	L	102-107	8-26
1/8/09	at San Antonio	L	84-106	8-27
1/9/09	at New Orleans	L	80-107	8-28
1/11/09	Phoenix	L	103-109	8-29
1/14/09	Atlanta	L	80-97	8-30
1/17/09	**Milwaukee**	**W**	**101-92**	**9-30**
1/19/09	Minnesota	L	86-94	9-31
1/21/09	L.A. Lakers	L	97-108	9-32
1/23/09	**Oklahoma City**	**W**	**107-104**	**10-32**
1/25/09	at Golden State	L	92-107	10-33
1/26/09	Portland	L	88-113	10-34
1/28/09	Chicago	L	75-95	10-35
1/30/09	at Cleveland	L	95-112	10-36
1/31/09	at Washington	L	94-106	10-37
	FEBRUARY (5-8)			
2/2/09	at Miami	L	95-119	10-38
2/4/09	at Orlando	L	96-125	10-39
2/6/09	**at Memphis**	**W**	**126-105**	**11-39**
2/7/09	**at Atlanta**	**W**	**121-97**	**12-39**
2/9/09	at Charlotte	L	73-94	12-40
2/11/09	**New York**	**W**	**128-124**	**13-40**
2/17/09	at Phoenix	L	100-140	13-41
2/18/09	Phoenix	L	119-142	13-42
2/22/09	at Portland	L	87-116	13-43
2/23/09	**Golden State**	**W**	**118-105**	**14-43**
2/25/09	**Boston**	**W**	**93-91**	**15-43**
2/27/09	at Sacramento	L	86-98	15-44
2/28/09	Charlotte	L	95-100	15-45
	MARCH (3-11)			
3/2/09	San Antonio	L	78-106	15-46
3/4/09	Memphis	L	95-118	15-47
3/7/09	Indiana	L	105-106	15-48
3/10/09	Cleveland	L	83-87	15-49
3/14/09	at Denver	L	94-107	15-50
3/15/09	**New Jersey**	**W**	**107-105**	**16-50**
3/17/09	at Golden State	L	120-127	16-51
3/18/09	**Washington**	**W**	**123-108**	**17-51**
3/20/09	at Detroit	L	90-108	17-52
3/22/09	at Toronto	L	76-100	17-53
3/23/09	at Boston	L	77-90	17-54
3/25/09	**at New York**	**W**	**140-135**	**18-54**
3/27/09	at San Antonio	L	98-111	18-55
3/28/09	at Houston	L	93-110	18-56
	APRIL (1-7)			
4/1/09	New Orleans	L	98-104	18-57
4/4/09	at Denver	L	104-120	18-58
4/5/09	at L.A. Lakers	L	85-88	18-59
4/7/09	Minnesota	L	77-87	18-60
4/10/09	**Sacramento**	**W**	**109-78**	**19-60**
4/11/09	Portland	L	72-87	19-61
4/13/09	at Utah	L	85-106	19-62
4/15/09	Oklahoma City	L	85-126	19-63

***Bold** indicates wins*

2007-08 LOS ANGELES CLIPPERS

PLAYER	G	GS	MIN	FG	FGA	PCT	3FG	3FGA	PCT	FT	FTA	PCT	—Rebounds— OFF	DEF	TOT	AST	PF	DQ	STL	TO	BLK	PTS	AVG
Maggette	70	65	2502	458	1000	.458	78	203	.384	553	681	.812	78	316	394	189	210	4	71	195	7	1547	22.1
Brand	8	6	274	52	114	.456	0	0	—	37	47	.787	21	43	64	16	21	0	3	17	15	141	17.6
Kaman	56	55	2083	338	700	.483	0	4	.000	202	265	.762	173	538	711	107	179	0	33	164	155	878	15.7
Cassell	38	33	975	183	402	.455	14	54	.259	106	119	.891	12	93	105	179	69	0	28	78	3	486	12.8
Mobley	77	38	2702	377	870	.433	67	192	.349	163	199	.819	50	225	275	202	152	2	78	123	34	984	12.8
Thornton	79	31	2158	374	871	.429	43	130	.331	214	288	.743	98	260	358	98	195	3	46	128	43	1005	12.7
Thomas	63	51	1940	291	705	.413	83	271	.306	115	153	.752	62	261	323	171	192	3	40	98	29	780	12.4
Parker (TOT)	28	2	592	64	184	.348	18	78	.231	19	28	.679	4	47	51	84	60	1	24	44	6	165	5.9
Parker (LAC)	19	2	409	47	130	.362	12	54	.222	16	24	.667	2	30	32	69	47	1	19	36	3	122	6.4
Powell	64	25	1228	145	315	.460	0	3	.000	63	87	.724	115	216	331	47	130	0	14	65	23	353	5.5
Dickau	67	8	1040	124	296	.419	36	108	.333	68	82	.829	13	84	97	172	108	0	32	55	3	352	5.3
Patterson	20	5	327	39	86	.453	0	2	.000	24	43	.558	24	40	64	17	37	0	21	27	7	102	5.1
Frahm	10	2	163	20	54	.370	7	25	.280	0	2	.000	4	10	14	8	7	0	2	6	0	47	4.7
Knight	74	39	1674	138	342	.404	0	6	.000	62	71	.873	15	127	142	328	160	0	100	71	11	338	4.6
Fazekas (TOT)	26	0	269	46	82	.561	0	2	.000	15	22	.682	34	55	89	11	25	0	8	13	11	107	4.1
Fazekas (LAC)	22	0	260	44	77	.571	0	2	.000	15	22	.682	33	53	86	11	25	0	8	13	11	103	4.7
Ross	76	44	1505	131	335	.391	9	21	.429	40	60	.667	54	118	172	88	132	0	43	29	33	311	4.1
Davis	22	1	194	24	65	.369	0	0	—	6	10	.600	25	22	47	10	33	0	6	9	6	54	2.5
A. Williams	30	5	297	27	55	.491	0	0	—	14	18	.778	15	46	61	9	44	0	12	13	15	68	2.3
Barrett	4	0	25	2	5	.400	1	3	.333	1	2	.500	0	1	1	7	1	0	0	1	0	6	1.5
M. Williams (TOT)	11	0	36	5	20	.250	0	0	—	0	0	—	4	8	12	3	3	0	1	0	1	10	0.9
M. Williams (LAC)	10	0	34	5	19	.263	0	0	—	0	0	—	4	8	12	3	3	0	1	0	0	10	1.0
Diaz	6	0	18	1	4	.250	0	1	.000	3	5	.600	2	0	2	1	0	0	0	0	0	5	0.8

RECORD
23-59
Home: 13-28, Road: 10-31
5th place, Pacific Division

PLAYOFFS
None

CLIPPERS LEADERS
Scoring: Corey Maggette (22.1)
Rebounding: Chris Kaman (12.7)
Assists: Sam Cassell (4.7)

HONORS
Al Thornton
All-Rookie First Team

HEAD COACH
Mike Dunleavy

ASSISTANT COACHES
Jim Eyen
Kim Hughes
Rory White
Neal Meyer

ATHLETIC TRAINER
Jasen Powell

GAME-BY-GAME RESULTS

NOVEMBER (6-8)

11/2/07	**Golden State**	**W**	**120-114**	**1-0**
11/4/07	**Seattle**	**W**	**115-101**	**2-0**
11/6/07	**at Chicago**	**W**	**97-91**	**3-0**
11/7/07	**at Indiana**	**W**	**104-89**	**4-0**
11/9/07	at Detroit	L	79-103	4-1
11/11/07	Cleveland	L	95-103	4-2
11/14/07	**New York**	**W**	**84-81**	**5-2**
11/16/07	at Golden State	L	105-122	5-3
11/17/07	Chicago	L	73-92	5-4
11/21/07	**Denver**	**W**	**101-90**	**6-4**
11/23/07	at Phoenix	L	94-113	6-5
11/24/07	New Orleans	L	89-98	6-6
11/26/07	Houston	L	71-88	6-7
11/30/07	at Denver	L	107-123	6-8

DECEMBER (4-11)

12/2/07	Indiana	L	95-101	6-9
12/4/07	Milwaukee	L	78-87	6-10
12/5/07	at Seattle	L	88-95	6-11
12/7/07	**at Sacramento**	**W**	**97-87**	**7-11**
12/9/07	Miami	L	94-100	7-12
12/11/07	**at New Jersey**	**W**	**91-82**	**8-12**
12/12/07	at Charlotte	L	103-108	8-13
12/14/07	**at Memphis**	**W**	**98-91**	**9-13**
12/16/07	at L.A. Lakers	L	92-113	9-14
12/18/07	Toronto	L	77-80	9-15
12/21/07	at Dallas	L	89-102	9-16
12/22/07	at San Antonio	L	90-99	9-17
12/27/07	Phoenix	L	88-108	9-18
12/28/07	at Phoenix	L	88-94	9-19
12/31/07	**Minnesota**	**W**	**91-82**	**10-19**

JANUARY (4-9)

1/2/08	New Orleans	L	81-95	10-20
1/6/08	San Antonio	L	82-88	10-21
1/9/08	Orlando	L	106-113	10-22
1/12/08	Dallas	L	94-95	10-23
1/15/08	**Phoenix**	**W**	**97-90**	**11-23**
1/18/08	at Utah	L	88-106	11-24
1/19/08	**New Jersey**	**W**	***120-107**	**12-24**
1/21/08	Utah	L	93-109	12-25
1/23/08	**Sacramento**	**W**	**111-85**	**13-25**
1/25/08	at New Orleans	L	92-111	13-26
1/26/08	at Memphis	L	*120-125	13-27
1/28/08	Charlotte	L	100-107	13-28
1/30/08	**Atlanta**	**W**	**95-88**	**14-28**

FEBRUARY (5-9)

2/1/08	at Minnesota	L	83-104	14-29
2/2/08	at Cleveland	L	84-98	14-30
2/4/08	**at New York**	**W**	**103-94**	**15-30**
2/6/08	at Boston	L	100-111	15-31
2/8/08	**at Toronto**	**W**	**102-98**	**16-31**
2/9/08	at Philadelphia	L	80-101	16-32
2/11/08	**at Milwaukee**	**W**	**96-89**	**17-32**
2/13/08	Washington	L	89-91	17-33
2/20/08	**Memphis**	**W**	**100-86**	**18-33**
2/22/08	**Utah**	**W**	**114-104**	**19-33**
2/23/08	L.A. Lakers	L	95-113	19-34
2/25/08	Boston	L	76-104	19-35
2/27/08	Portland	L	80-82	19-36
2/29/08	**at Denver**	**L**	**104-110**	**19-37**

MARCH (3-15)

3/1/08	Detroit	L	73-103	19-38
3/3/08	Philadelphia	L	80-106	19-39
3/5/07	**Sacramento**	**W**	****116-109**	**20-39**
3/7/08	at L.A. Lakers	L	82-119	20-40
3/8/08	Minnesota	L	96-99	20-41
3/10/08	**at Miami**	**W**	**99-98**	**21-41**
3/12/08	at Orlando	L	88-110	21-42
3/14/08	at Atlanta	L	93-117	21-43
3/15/08	at Washington	L	*109-119	21-44
3/17/08	at Minnesota	L	90-99	21-45
3/19/08	Golden State	L	100-116	21-46
3/21/08	at Portland	L	102-107	21-47
3/22/08	Portland	L	72-83	21-48
3/25/08	at Dallas	L	90-103	21-49
3/26/08	at San Antonio	L	88-97	21-50
3/28/08	at Utah	L	101-121	21-51
3/29/08	**Memphis**	**W**	**110-97**	**22-51**
3/31/08	Dallas	L	86-93	22-52

APRIL (1-7)

4/2/08	**at Seattle**	**W**	**102-84**	**23-52**
4/3/08	at Sacramento	L	98-110	23-53
4/6/08	Houston	L	79-105	23-54
4/8/08	Denver	L	99-117	23-55
4/10/08	L.A. Lakers	L	78-106	23-56
4/12/08	at Golden State	L	116-122	23-57
4/15/08	at New Orleans	L	92-114	23-58
4/16/08	at Houston	L	75-93	23-59

** Indicates overtime (1-2) ** Indicates double overtime (1-0)*
***Bold** indicates wins*

2006-07 LOS ANGELES CLIPPERS

PLAYER	G	GS	MIN	FG	FGA	PCT	3FG	3FGA	PCT	FT	FTA	PCT	—Rebounds— OFF	DEF	TOT	AST	PF	DQ	STL	TO	BLK	PTS	AVG
Brand	80	80	3077	645	1211	.533	1	1	1.000	351	461	.761	268	476	744	235	238	0	77	202	179	1642	20.5
Maggette	75	31	2291	367	808	.454	13	65	.200	519	633	.820	90	352	442	208	244	2	65	201	14	1266	16.9
Mobley	78	73	2841	388	882	.440	101	246	.411	200	239	.837	52	215	267	198	186	0	92	145	24	1077	13.8
Cassell	58	30	1407	261	625	.418	32	109	.294	160	182	.879	27	140	167	270	126	0	28	101	8	714	12.3
Thomas	76	24	2054	299	723	.414	136	356	.382	102	144	.708	63	315	378	171	228	2	55	106	28	836	11.0
Kaman	75	66	2176	294	652	.451	0	1	.000	166	224	.741	160	428	588	79	251	6	41	147	116	754	10.1
Livingston	54	31	1611	208	449	.463	5	16	.313	82	116	.707	56	128	184	274	135	1	59	108	29	503	9.3
Hart (TOT)	36	22	845	100	224	.446	7	29	.241	42	47	.894	14	84	98	103	83	3	44	38	1	249	6.9
Hart (LAC)	23	22	746	85	194	.438	4	23	.174	32	36	.889	12	71	83	93	60	1	41	34	1	206	9.0
Ross	81	43	1700	177	379	.467	2	10	.200	68	87	.782	60	130	190	86	179	0	70	33	32	424	5.2
Ewing	61	3	712	65	161	.404	14	44	.318	35	45	.778	9	64	73	90	62	1	32	50	4	179	2.9
Aa. Williams	38	7	374	29	53	.547	0	1	.000	18	22	.818	27	58	85	7	56	0	7	18	14	76	2.0
Christie	7	0	82	5	17	.294	1	6	.167	2	3	.667	3	8	11	8	11	0	3	5	1	13	1.9
Davis	31	0	180	22	52	.423	0	0	—	7	10	.700	21	23	44	7	28	0	6	8	5	51	1.6
Singleton	53	0	376	30	82	.366	3	14	.214	22	29	.759	36	70	106	17	45	0	15	17	17	85	1.6
Korolev	10	0	41	4	16	.250	1	5	.200	3	6	.500	1	2	3	4	0	0	3	1	0	12	1.2
Jackson	3	0	16	1	8	.125	1	4	.250	0	0	—	0	1	1	4	3	0	0	1	0	3	1.0
Al. Williams	2	0	10	0	2	.000	0	1	.000	2	4	.500	1	0	1	3	0	0	2	3	0	2	1.0
Conroy (TOT)	7	0	51	0	3	.000	0	0	—	0	4	.000	3	4	7	9	7	0	0	2	0	0	0.0
Conroy (LAC)	4	0	35	0	3	.000	0	0	—	0	4	.000	2	3	5	8	6	0	0	2	0	0	0.0
Wafer	1	0	1	0	1	.000	0	1	.000	0	0	—	0	0	0	0	0	0	0	0	0	0	0.0

RECORD
40-42
Home: 25-16, Road: 15-26
4th place, Pacific Division

PLAYOFFS
None

CLIPPERS LEADERS
Scoring: Brand (20.5)
Rebounding: Brand (9.3)
Assists: Livingston (5.1)

HONORS
None

HEAD COACH
Mike Dunleavy

ASSISTANT COACHES
Jim Eyen
Kim Hughes
Rory White
Neal Meyer

ATHLETIC TRAINER
Jasen Powell

GAME-BY-GAME RESULTS

NOVEMBER (7-7)

11/1/06	at Phoenix	L	104-112	0-1
11/2/06	**vs. Denver**	**W**	**96-95**	**1-1**
11/4/06	**vs. Phoenix**	**W**	**114-108**	**2-1**
11/6/06	**vs. Portland**	**W**	**102-89**	**3-1**
11/8/06	**vs. Dallas**	**W**	**103-85**	**4-1**
11/12/06	**vs. NO/Okla. City**	**W**	**92- 76**	**5-1**
11/14/06	at Utah	L	90-112	5-2
11/18/06	**vs. Philadelphia**	**W**	***103-97**	**6-2**
11/21/06	at L.A. Lakers	L	101-105	6-3
11/22/06	Seattle	L	85-95	6-4
11/25/06	at Minnesota	L	96-104	6-5
11/26/06	at Denver	L	88-103	6-6
11/28/06	at Sacramento	L	80-93	6-7
11/29/06	**vs. Memphis**	**W**	**105-90**	**7-7**

DECEMBER (7-9)

12/2/06	vs. L.A. Lakers	L	88-97	7-8
12/3/06	**vs. Orlando**	**W**	**116-91**	**8-8**
12/5/06	**vs. Miami**	**W**	**101-97**	**9-8**
12/8/06	at San Antonio	L	82-111	9-9
12/9/06	**at Memphis**	**W**	**89-82**	**10-9**
12/11/06	vs. San Antonio	L	81-103	10-10
12/13/06	vs. Utah	L	86-105	10-11
12/15/06	at Portland	L	99-109	10-12
12/17/06	vs. Houston	L	103-108	10-13
12/20/06	vs. Toronto	L	96-98	10-14
12/22/06	at Dallas	L	83-115	10-15
12/23/06	**at Houston**	**W**	**98-93**	**11-15**
12/26/06	at Utah	L	92-102	11-16
12/27/06	**vs. Boston**	**W**	**100- 77**	**12-16**
12/29/06	**vs. Sacramento**	**W**	**102-93**	**13-16**
12/31/06	**vs. New York**	**W**	**90-80**	**14-16**

JANUARY (9-6)

1/2/07	at Orlando	L	86-91	14-17
1/3/07	**at Miami**	**W**	**110-95**	**15-17**
1/5/07	at Washington	L	105-116	15-18
1/6/07	at Atlanta	L	74-86	15-19
1/8/07	**at NO/Okla. City**	**W**	**100-90**	**16-19**
1/10/07	**at Minnesota**	**W**	**92-91**	**17-19**
1/13/07	vs. Cleveland	L	92-104	17-20
1/15/07	at Golden State	L	93-108	17-21
1/17/07	**vs. Golden State**	**W**	**115-109**	**18-21**
1/20/07	**vs. Memphis**	**W**	**112-91**	**19-21**
1/23/07	**vs. Milwaukee**	**W**	**115-96**	**20-21**
1/25/07	**vs. New Jersey**	**W**	**102-101**	**21-21**
1/27/07	vs. Minnesota	L	87-101	21-22
1/28/07	**at Seattle**	**W**	**98- 76**	**22-22**
1/31/07	**vs. Chicago**	**W**	**110-98**	**23-22**

FEBRUARY (5-7)

2/2/07	**at Boston**	**W**	**100-89**	**24-22**
2/4/07	at Toronto	L	110-122	24-23
2/6/07	at New York	L	90-102	24-24
2/7/07	at Cleveland	L	77-94	24-25
2/9/07	**at Philadelphia**	**W**	**90-89**	**25-25**
2/11/07	at Indiana	L	80-94	25-26
2/12/07	at Detroit	L	74-92	25-27
2/14/07	vs. Atlanta	L	93-96	25-28
2/20/07	vs. Phoenix	L	90-115	25-29
2/24/07	**vs. Golden State**	**W**	**103-90**	**26-29**
2/26/07	**vs. Charlotte**	**W**	**100-93**	**27-29**
2/28/07	**vs. Seattle**	**W**	**96-91**	**28-29**

MARCH (8-8)

3/1/07	at Seattle	L	75- 77	28-30
3/3/07	**vs. Indiana**	**W**	**87- 64**	**29-30**
3/5/07	vs. San Antonio	L	74-88	29-31
3/9/07	at Golden State	L	89-99	29-32
3/11/07	vs. Detroit	L	80-98	29-33
3/13/07	at San Antonio	L	84-93	29-34
3/14/07	at Houston	L	105-109	29-35
3/16/07	**at Charlotte**	**W**	**102-93**	**30-35**
3/18/07	at New Jersey	L	95-101	30-36
3/20/07	**at Chicago**	**W**	**103-89**	**31-36**
3/21/07	**at Milwaukee**	**W**	**104-103**	**32-36**
3/23/07	**vs. Utah**	**W**	**104- 72**	**33-36**
3/24/07	**vs. Washington**	**W**	**111-105**	**34-36**
3/28/07	vs. Houston	L	87-92	34-37
3/30/07	**at Sacramento**	**W**	**105-101**	**35-37**
3/31/07	**at Portland**	**W**	**99-86**	**36-37**

APRIL (4-5)

4/4/07	**vs. L.A. Lakers**	**W**	**90-82**	**37-37**
4/7/07	vs. Denver	L	93-96	37-38
4/9/07	at Dallas	L	86-96	37-39
4/10/07	at NO/Okla. Cit	L	*100-103	37-40
4/12/07	**at L.A. Lakers**	**W**	**118-110**	**38-40**
4/13/07	**vs. Portland**	**W**	**107-89**	**39-40**
4/15/07	vs. Sacramento	L	100-105	39-41
4/17/07	**at Phoenix**	**W**	**103-99**	**40-41**
4/18/07	vs. NO/Okla. City	L	83-86	40-42

** Indicates overtime (1-1)*
***Bold** indicates wins*

2005-06 LOS ANGELES CLIPPERS

PLAYER	G	GS	Min.	FG	FGA	Pct.	3FG	3FGA	Pct.	FT	FTA	Pct.	—Rebounds— Off.	Def.	Tot.	Ast.	PF	Dq.	STL	TO	Blk.	Pts.	AVG
Brand	79	79	3099	756	1435	.527	1	3	.333	440	568	.775	236	554	790	208	227	0	81	173	201	1953	24.7
Maggette	32	13	943	167	375	.445	24	71	.338	212	256	.828	28	141	169	66	95	1	19	78	4	570	17.8
Cassell	78	75	2653	493	1112	.443	70	190	.368	289	335	.863	40	247	287	491	225	1	74	175	11	1345	17.2
Mobley	79	74	2979	429	1008	.426	83	245	.339	229	273	.839	50	291	341	238	208	2	93	145	36	1170	14.8
Kaman	78	78	2560	369	706	.523	0	2	.000	194	252	.770	187	563	750	79	269	5	45	176	108	932	11.9
Radmanovic (TOT)	77	27	1974	262	643	.407	138	354	.390	93	114	.816	64	294	358	136	210	3	61	93	29	755	9.8
Radmanovic (LAC)	30	11	885	108	259	.417	66	158	.418	38	52	.731	25	146	171	64	80	1	29	40	14	320	10.7
Livingston	61	14	1525	149	349	.427	1	8	.125	53	77	.688	41	142	183	273	160	0	46	111	32	352	5.8
Ross	67	45	1515	130	308	.422	0	7	.000	57	75	.760	38	132	170	79	155	0	51	47	16	317	4.7
Rebraca	29	2	412	52	96	.542	0	0	—	31	41	.756	13	51	64	9	59	0	5	24	19	135	4.7
Wilcox	48	1	657	90	168	.536	0	2	.000	38	59	.644	46	127	173	18	103	0	15	32	21	218	4.5
Ewing	66	5	971	97	255	.380	22	78	.282	36	46	.783	23	62	85	84	86	0	37	57	6	252	3.8
Singleton	59	10	753	77	151	.510	10	20	.500	39	50	.780	63	134	197	29	95	1	19	28	21	203	3.4
Baker	8	1	85	7	15	.467	0	0	—	13	18	.722	2	17	19	4	13	1	4	9	4	27	3.4
McCarty	36	1	353	33	99	.333	10	45	.222	12	21	.571	15	53	68	23	52	0	8	19	5	88	2.4
Ndong	23	1	152	22	53	.415	0	1	.000	6	9	.667	15	22	37	7	23	0	2	6	5	50	2.2
Korolev	24	0	127	9	30	.300	2	7	.286	7	10	.700	5	8	13	9	11	0	3	6	0	27	1.1
Eisley	13	0	112	4	17	.235	1	4	.250	0	0	—	1	13	14	25	11	0	3	3	0	9	0.7
Goldwire	3	0	22	1	7	.143	0	2	.000	0	0	—	0	1	1	2	0	0	0	1	0	2	0.7

RECORD
47-35
Home 27-14, Road 20-21
2nd place, Pacific Division

PLAYOFFS
Western Conf. 1st round
vs. Denver (4-2)
Western Conf. Semifinals
vs. Phoenix (3-4)

CLIPPERS LEADERS
Scoring: Brand (24.7)
Rebounding: Brand (10.0)
Assists: Cassell (6.3)

HONORS
Elton Brand
All-NBA Second Team
NBA Player of the Month (November)
NBA Player of the Week
(11/20/05, 12/11/05, 1/29/06)
Western Conference All-Star
NBA Sportsmanship Award

HEAD COACH
Mike Dunleavy

ASSISTANT COACHES
Jim Eyen
Kim Hughes
Rory White
Neal Meyer

ATHLETIC TRAINER
Jasen Powell

GAME-BY-GAME RESULTS

NOVEMBER (10-5)

11/2/05	**at Seattle**	**W**	**101-93**	**1-0**
11/4/05	**Atlanta**	**W**	**92-77**	**2-0**
11/5/05	**Minnesota**	**W**	***100-99**	**3-0**
11/7/05	at Minnesota	L	78-93	3-1
11/9/05	**at Washington**	**W**	**102-97**	**4-1**
11/10/05	**at Atlanta**	**W**	**102-95**	**5-1**
11/13/05	at Philadelphia	L	108-113	5-2
11/15/05	**Milwaukee**	**W**	**109-85**	**6-2**
11/18/05	**at L.A. Lakers**	**W**	**97-91**	**7-2**
11/20/05	**Golden State**	**W**	**113-101**	**8-2**
11/23/05	**Toronto**	**W**	**103-100**	**9-2**
11/25/05	at Denver	L	95-105	9-3
11/27/05	Indiana	L	92-97	9-4
11/29/05	**at Minnesota**	**W**	**93-84**	**10-4**
11/30/05	at Cleveland	L	*105-112	10-5

DECEMBER (6-7)

12/3/05	**Cleveland**	**W**	**102-90**	**11-5**
12/5/05	**Miami**	**W**	**99-89**	**12-5**
12/7/05	**New York**	**W**	**84-79**	**13-5**
12/10/05	**Phoenix**	**W**	**101-91**	**14-5**
12/11/05	Detroit	L	101-109	14-6
12/13/05	at San Antonio	L	*87-95	14-7
12/14/05	at NO/OK City	L	89-102	14-8
12/17/05	**Houston**	**W**	**89-81**	**15-8**
12/20/05	at New Jersey	L	85-99	15-9
12/21/05	at Indiana	L	75-97	15-10
12/23/05	**at Charlotte**	**W**	**97-88**	**16-10**
12/27/05	Sacramento	L	93-110	16-11
12/31/05	Boston	L	92-111	16-12

JANUARY (9-5)

1/1/06	**at Portland**	**W**	**100-94**	**17-12**
1/6/06	at Sacramento	L	114-118	17-13
1/7/06	L.A. Lakers	L	109-112	17-14
1/10/06	**Orlando**	**W**	**90-73**	**18-14**
1/14/06	**Seattle**	**W**	**98-72**	**19-14**
1/16/06	**Utah**	**W**	***102-93**	**20-14**
1/18/06	Phoenix	L	102-112	20-15
1/20/06	Dallas	L	81-101	20-16
1/22/06	**Golden State**	**W**	**105-92**	**21-16**
1/23/06	**at Golden State**	**W**	**96-93**	**22-16**
1/25/06	**New Jersey**	**W**	**90-77**	**23-16**
1/27/06	**at Denver**	**W**	**105-87**	**24-16**
1/28/06	**Denver**	**W**	**112-79**	**25-16**
1/30/06	at Miami	L	114-118	25-17

FEBRUARY (7-6)

2/1/06	**at Orlando**	**W**	**106-94**	**26-17**
2/3/06	**at Boston**	**W**	**98-81**	**27-17**
2/5/06	**at Toronto**	**W**	***115-113**	**28-17**
2/7/06	**at New York**	**W**	**85-82**	**29-17**
2/8/06	at Detroit	L	87-97	29-18
2/10/06	**Memphis**	**W**	**91-87**	**30-18**
2/12/06	Chicago	L	91-97	30-19
2/14/06	Houston	L	97-128	30-20
2/15/06	at Golden State	L	81-88	30-21
2/21/06	at Dallas	L	91-93	30-22
2/22/06	at Houston	L	102-106	30-23
2/24/06	**L.A. Lakers**	**W**	**102-83**	**31-23**
2/27/06	**Charlotte**	**W**	**95-87**	**32-23**

MARCH (10-6)

3/1/06	**NO/OK City**	**W**	**89-67**	**33-23**
3/3/06	at Utah	L	103-105	33-24
3/5/06	Memphis	L	86-102	33-25
3/7/06	**San Antonio**	**W**	**98-85**	**34-25**
3/10/06	**at Chicago**	**W**	**107-96**	**35-25**
3/11/06	**at Milwaukee**	**W**	**106-98**	**36-25**
3/13/06	**Minnesota**	**W**	**95-87**	**37-25**
3/15/06	at Phoenix	L	95-126	37-26
3/17/06	**Philadelphia**	**W**	**99-89**	**38-26**
3/20/06	**at Houston**	**W**	**99-91**	**39-26**
3/21/06	at NO/OK City	L	108-120	39-27
3/23/06	at Memphis	L	85-95	39-28
3/25/06	**Washington**	**W**	**116-101**	**40-28**
3/26/06	**at Portland**	**W**	**97-83**	**41-28**
3/28/06	San Antonio	L	87-98	41-29
3/31/06	**Utah**	**W**	**106-91**	**42-29**

APRIL (5-6)

4/2/06	at Sacramento	L	96-106	42-30
4/4/06	**Denver**	**W**	**111-109**	**43-30**
4/5/06	**at Phoenix**	**W**	**119-105**	**44-30**
4/7/06	Sacramento	L	93-96	44-31
4/9/06	at L.A. Lakers	L	83-100	44-32
4/10/06	Dallas	L	73-75	44-33
4/12/06	**Portland**	**W**	**97-93**	**45-33**
4/14/06	**at Seattle**	**W**	**101-97**	**46-33**
4/16/06	Seattle	L	98-114	46-34
4/18/06	at Memphis	L	95-101	46-35
4/19/06	**at Dallas**	**W**	**85-71**	**47-35**

** Indicates overtime (2-3)*
***Bold** indicates wins*

2004-05 LOS ANGELES CLIPPERS

PLAYER	G	GS	Min.	FG	FGA	Pct.	3FG	3FGA	Pct.	FT	FTA	Pct.	—Rebounds— Off.	Def.	Tot.	Ast.	PF	Dq.	STL	TO	Blk.	Pts.	AVG
Corey Maggette	66	60	2436	425	986	.431	51	168	.304	563	657	.857	70	324	394	225	191	1	70	195	8	1464	22.2
Elton Brand	81	81	3001	629	1251	.503	0	3	.000	364	484	.752	296	474	770	208	240	2	62	183	169	1622	20.0
Bobby Simmons	75	74	2799	474	1017	.466	50	115	.435	231	273	.846	128	318	446	205	227	4	106	135	16	1229	16.4
Marko Jaric	50	41	1656	189	457	.414	56	151	.371	59	82	.720	20	141	161	303	107	0	84	98	17	493	9.9
Chris Kaman	63	50	1632	246	495	.497	0	1	.000	80	121	.661	135	288	423	73	182	2	26	115	68	572	9.1
Chris Wilcox	54	25	1005	169	329	.514	0	0	—	88	144	.611	63	165	228	38	129	2	26	77	24	426	7.9
Shaun Livingston	30	15	814	89	215	.414	0	2	.000	44	59	.746	22	67	89	151	82	1	32	75	11	222	7.4
Kerry Kittles	11	0	243	28	73	.384	7	21	.333	6	10	.600	1	31	32	20	12	0	8	7	3	69	6.3
Zeljko Rebraca	58	2	928	133	234	.568	0	0	—	73	85	.859	49	135	184	26	130	3	13	49	40	339	5.8
Rick Brunson	80	39	1945	166	442	.376	48	130	.369	57	74	.770	23	164	187	410	106	0	82	125	7	437	5.5
Mikki Moore	74	4	1178	144	287	.502	1	5	.200	107	136	.787	97	149	246	47	173	1	19	63	32	396	5.4
Quinton Ross	78	19	1659	161	373	.432	1	4	.250	74	110	.673	59	151	210	109	165	0	51	54	22	397	5.1
Kenny Anderson (TOT)	43	20	743	85	201	.423	6	13	.462	27	37	.730	24	64	88	103	87	1	33	49	0	203	4.7
Kenny Anderson (LAC)	4	0	26	4	11	.364	0	0	—	0	0	—	1	4	5	5	6	0	0	3	0	8	2.0
Darrick Martin	11	0	190	16	50	.320	5	18	.278	5	8	.625	3	7	10	28	19	0	6	6	0	42	3.8
Lionel Chalmers	36	0	433	42	125	.336	12	49	.245	15	24	.625	4	27	31	51	30	0	13	24	0	111	3.1
Mamadou N'diaye	11	0	72	8	20	.400	0	1	.000	4	7	.571	9	9	18	1	20	0	1	0	5	20	1.8
Kirk Penney	4	0	12	1	3	.333	0	1	.000	0	0	—	0	1	1	1	0	0	0	2	0	2	0.5
Maurice Baker	1	0	1	0	0	—	0	0	—	0	0	—	0	0	0	0	0	0	0	0	0	0	0.0

RECORD
37-45
Home 27-14, Road 10-31
3rd place, Pacific Division

PLAYOFFS
None

CLIPPERS LEADERS
Scoring: Maggette (22.2)
Rebounding: Brand (9.5)
Assists: Jaric (6.1)

HONORS
Bobby Simmons
NBA Most Improved Player Award
Shaun Livingston
NBA Rookie of the Month (April)

HEAD COACH
Mike Dunleavy

ASSISTANT COACHES
Jim Eyen
Kim Hughes
Rory White
Neal Meyer

ATHLETIC TRAINER
Jasen Powell

GAME-BY-GAME RESULTS

NOVEMBER (9-6)

11/3/04	**Seattle**	**W**	**114-84**	**1-0**
11/5/04	at Portland	L	81-94	1-1
11/6/04	**at Golden State**	**W**	**94-86**	**2-1**
11/8/04	Detroit	L	**96-99	2-2
11/10/04	**at Indiana**	**W**	**102-68**	**3-2**
11/12/04	at New York	L	96-110	3-3
11/13/04	**at Chicago**	**W**	**97-96**	**4-3**
11/16/04	**Toronto**	**W**	**101-89**	**5-3**
11/17/04	at Lakers	L	89-103	5-4
11/20/04	Houston	L	*86-91	5-5
11/21/04	Phoenix	L	111-122	5-6
11/25/04	**New Jersey**	**W**	**101-88**	**6-6**
11/26/04	**at Golden State**	**W**	**98-87**	**7-6**
11/28/04	**Golden State**	**W**	**103-91**	**8-6**
11/29/04	**Cleveland**	**W**	**94-82**	**9-6**

DECEMBER (4-9)

12/1/04	**Indiana**	**W**	**88-76**	**10-6**
12/4/04	Minnesota	L	*100-107	10-7
12/6/04	**Charlotte**	**W**	****99-93**	**11-7**
12/11/04	Lakers	L	87-89	11-8
12/13/04	Boston	L	**127-134	11-9
12/14/04	at Utah	L	91-93	11-10
12/17/04	at Minnesota	L	86-113	11-11
12/19/04	Memphis	L	82-92	11-12
12/21/04	**New Orleans**	**W**	***100-91**	**12-12**
12/26/04	at Houston	L	79-96	12-13
12/27/04	at Memphis	L	76-96	12-14
12/29/04	**Utah**	**W**	**101-90**	**13-14**
12/31/04	San Antonio	L	79-98	13-15

JANUARY (9-8)

1/2/05	**Philadelphia**	**W**	**89-83**	**14-15**
1/3/05	**at Denver**	**W**	**102-98**	**15-15**
1/5/05	**Portland**	**W**	**102-98**	**16-15**
1/8/05	Phoenix	L	91-108	16-16
1/11/05	at Seattle	L	99-104	16-17
1/12/05	**Seattle**	**W**	**103-92**	**17-17**
1/14/05	**Miami**	**W**	****114-112**	**18-17**
1/15/05	at Sacramento	L	95-99	18-18
1/17/05	Sacramento	L	83-89	18-19
1/19/05	at San Antonio	L	79-80	18-20
1/20/05	at Dallas	L	77-99	18-21
1/22/05	at New Orleans	L	85-88	18-22
1/24/05	**Dallas**	**W**	**97-87**	**19-22**
1/26/05	**Lakers**	**W**	**105-89**	**20-22**
1/28/05	at Portland	L	86-90	20-23
1/29/05	**Golden State**	**W**	**96-85**	**21-23**
1/31/05	**New York**	**W**	**96-89**	**22-23**

FEBRUARY (3-9)

2/3/05	**at Memphis**	**W**	**106-103**	**23-23**
2/4/05	at Milwaukee	L	90-92	23-24
2/6/05	at Philadelphia	L	104-106	23-25
2/9/05	at Boston	L	89-94	23-26
2/11/05	at Washington	L	91-94	23-27
2/13/05	at Toronto	L	106-109	23-28
2/15/05	at Orlando	L	94-99	23-29
2/16/05	at Miami	L	95-113	23-30
2/23/05	at Phoenix	L	101-118	23-31
2/24/05	**Minnesota**	**W**	**92-86**	**24-31**
2/27/05	**Atlanta**	**W**	**111-104**	**25-31**
2/28/05	at Utah	L	86-87	25-32

MARCH (7-8)

3/2/05	**Dallas**	**W**	**101-92**	**26-32**
3/5/05	Denver	L	89-105	26-33
3/7/05	Memphis	L	102-105	26-34
3/8/05	**at Lakers**	**W**	**110-101**	**27-34**
3/11/05	at Sacramento	L	112-113	27-35
3/13/05	**Chicago**	**W**	**83-78**	**28-35**
3/16/05	**Orlando**	**W**	**110-102**	**29-35**
3/18/05	at Denver	L	96-115	29-36
3/19/05	Sacramento	L	*107-111	29-37
3/21/05	**Portland**	**W**	**96-89**	**30-37**
3/23/05	**Milwaukee**	**W**	**116-108**	**31-37**
3/25/05	**Washington**	**W**	**98-94**	**32-37**
3/27/05	at Minnesota	L	85-89	32-38
3/29/05	at Cleveland	L	84-94	32-39
3/30/05	at New Jersey	L	78-95	32-40

APRIL (5-5)

4/1/05	at Detroit	L	84-97	32-41
4/3/05	**at Atlanta**	**W**	**111-91**	**33-41**
4/5/05	**at Charlotte**	**W**	**104-102**	**34-41**
4/6/05	at San Antonio	L	82-91	34-42
4/9/05	San Antonio	L	**124-125	34-43
4/12/05	**Utah**	**W**	**94-85**	**35-43**
4/15/05	at Phoenix	L	91-98	35-44
4/16/05	**New Orleans**	**W**	**94-89**	**36-44**
4/18/05	at Houston	L	90-115	36-45
4/20/05	**at New Orleans**	**W**	**86-75**	**37-45**

** Indicates overtime (1-3)*
*** Indicates double overtime (2-3)*
***Bold** indicates wins*

2003-04 LOS ANGELES CLIPPERS

PLAYER	G	GS	Min.	FG	FGA	Pct.	3FG	3FGA	Pct.	FT	FTA	Pct.	—Rebounds— Off.	Def.	Tot.	Ast.	PF	Dq.	STL	TO	Blk.	Pts.	AVG
Corey Maggette	73	72	2628	453	1013	.447	76	231	.329	526	620	.848	96	334	430	224	217	2	65	207	16	1508	20.7
Elton Brand	69	68	2670	484	982	.493	0	1	.000	411	532	.773	269	445	714	227	229	1	64	193	154	1379	20.0
Quentin Richardson	65	64	2338	425	1068	.398	120	341	.352	151	204	.740	146	268	414	139	130	0	67	141	19	1121	17.2
Chris Wilcox	65	17	1340	227	436	.521	0	1	.000	105	150	.700	125	180	305	51	183	4	29	80	20	559	8.6
Marko Jaric	58	50	1760	185	477	.388	51	150	.340	74	101	.733	44	131	175	281	132	1	93	115	20	495	8.5
Bobby Simmons	56	8	1376	147	373	.394	2	12	.167	141	169	.834	115	147	262	96	169	2	51	73	17	437	7.8
Eddie House	60	10	1188	161	449	.359	51	136	.375	36	45	.800	28	110	138	148	92	1	65	63	4	409	6.8
Predrag Drobnjak	61	14	949	149	379	.393	11	36	.306	73	86	.849	54	142	196	39	85	1	22	48	24	382	6.3
Keyon Dooling	58	24	1137	137	352	.389	8	46	.174	78	94	.830	17	62	79	130	108	2	45	65	6	360	6.2
Chris Kaman	82	61	1843	200	435	.460	0	2	.000	99	142	.697	126	335	461	85	211	1	23	155	73	499	6.1
Matt Barnes	38	9	724	63	138	.457	2	13	.154	43	61	.705	53	98	151	48	76	0	27	44	3	171	4.5
Melvin Ely	42	2	510	66	153	.431	0	1	.000	25	42	.595	48	53	101	22	68	0	9	20	17	157	3.7
Doug Overton	55	11	1011	96	237	.405	3	23	.130	21	29	.724	16	69	85	134	85	1	25	56	2	216	3.9
Glen Rice	18	0	262	22	76	.289	5	28	.179	17	17	1.000	9	32	41	24	22	0	6	13	0	66	3.7
Shaun Livingston	4	0	48	2	10	.200	0	3	.000	4	6	.667	2	5	7	4	7	0	2	4	0	8	2.0
Wang Zhizhi	2	0	9	0	1	.000	0	0	—	4	4	1.000	0	4	4	0	0	0	0	0	1	4	2.0
Olden Polynice	2	0	12	0	0	—	0	0	—	0	0	—	1	1	2	1	2	0	1	4	0	0	0.0

RECORD
28-54
Home 18-23, Road 10-31
7th place, Pacific Division

PLAYOFFS
None

CLIPPERS LEADERS
Scoring: Maggette (20.7)
Rebounding: Brand (10.3)
Assists: Jaric (4.8)

HONORS
Elton Brand
Western Conference Player of the Week (1/4/04)
NBA Sportsmanship Award (Pacific Division Winner)
Quentin Richardson
Western Conference Player of the Week (11/16/03)
Marko Jaric
2004 Rookie Challenge Participant
Chris Kaman
2004 Rookie Challenge Participant

HEAD COACH
Mike Dunleavy

ASSISTANT COACHES
Jim Eyen
Kim Hughes
Rory White
Neal Meyer

ATHLETIC TRAINER
Jasen Powell

GAME-BY-GAME RESULTS

OCTOBER (0-2)

10/30/03	at Seattle (J)	L	100-109	0-1
10/31/03	Seattle (J)	L	105-124	0-2

NOVEMBER (4-6)

11/7/03	**at Denver**	**W**	***104-102**	**1-2**
11/11/03	**Atlanta**	**W**	**115-103**	**2-2**
11/14/03	**at Golden State**	**W**	**104-98**	**3-2**
11/15/03	**Orlando**	**W**	**95-92**	**4-2**
11/18/03	at Cleveland	L	95-103	4-3
11/19/03	at Indiana	L	78-91	4-4
11/22/03	at Minnesota	L	91-103	4-5
11/24/03	Houston	L	90-105	4-6
11/27/03	New Jersey	L	96-102	4-7
11/29/03	Denver	L	86-98	4-8

DECEMBER (9-7)

12/1/03	**San Antonio**	**W**	**91-83**	**5-8**
12/3/03	**Cleveland**	**W**	**90-80**	**6-8**
12/5/03	at Utah	L	67-86	6-9
12/7/03	Minnesota	L	94-96	6-10
12/9/03	at Sacramento	L	95-105	6-11
12/10/03	**Dallas**	**W**	**100-99**	**7-11**
12/13/03	**Phoenix**	**W**	**106-91**	**8-11**
12/15/03	**New Orleans**	**W**	**109-80**	**9-11**
12/17/03	**Milwaukee**	**W**	**93-83**	**10-11**
12/19/03	at Houston	L	85-99	10-12
12/20/03	**at Dallas**	**W**	**115-105**	**11-12**
12/23/03	at San Antonio	L	90-111	11-13
12/26/03	**Philadelphia**	**W**	**101-98**	**12-13**
12/28/03	Toronto	L	88-94	12-14
12/29/03	Phoenix	L	105-113	12-15
12/31/03	**Denver**	**W**	**120-104**	**13-15**

JANUARY (7-10)

1/3/04	Sacramento	L	109-116	13-16
1/4/04	**L.A. Lakers**	**W**	**101-98**	**14-16**
1/6/04	at New Jersey	L	75-92	14-17
1/7/04	at Philadelphia	L	80-100	14-18
1/9/04	**at Toronto**	**W**	**76-68**	**15-18**
1/11/04	Memphis	L	*107-108	15-19
1/13/04	**Portland**	**W**	***103-96**	**16-19**
1/16/04	Miami	L	85-87	16-20
1/17/04	at L.A. Lakers	L	89-91	16-21
1/19/04	Sacramento	L	100-125	16-22
1/21/04	**Golden State**	**W**	**106-102**	**17-22**
1/23/04	**Utah**	**W**	**93-82**	**18-22**
1/24/04	at Seattle	L	97-102	18-23
1/26/04	at Utah	L	93-98	18-24
1/27/04	**Chicago**	**W**	**102-92**	**19-24**
1/30/04	at Miami	L	88-97	19-25
1/31/04	**at Orlando**	**W**	**115-106**	**20-25**

FEBRUARY (5-8)

2/2/04	**at Atlanta**	**W**	**101-95**	**21-25**
2/4/04	**at Boston**	**W**	**95-86**	**22-25**
2/6/04	at Washington	L	100-112	22-26
2/8/04	at New York	L	104-110	22-27
2/10/04	at Minnesota	L	84-96	22-28
2/11/04	at Memphis	L	102-110	22-29
2/18/04	at Portland	L	86-101	22-30
2/19/04	**Boston**	**W**	**102-100**	**23-30**
2/21/04	**at Milwaukee**	**W**	**105-103**	**24-30**
2/24/04	at Dallas	L	91-116	24-31
2/25/04	at New Orleans	L	93-99	24-32
2/27/04	**New York**	**W**	**96-94**	**25-32**
2/29/04	Detroit	L	88-100	25-33

MARCH (2-16)

3/2/04	at Sacramento	L	106-113	25-34
3/3/04	Indiana	L	*94-101	25-35
3/6/04	Memphis	L	92-98	25-36
3/7/04	**Portland**	**W**	**91-71**	**26-36**
3/9/04	at Houston	L	85-90	26-37
3/10/04	at San Antonio	L	90-108	26-38
3/12/04	at Memphis	L	89-98	26-39
3/14/04	Dallas	L	88-101	26-40
3/16/04	**at Phoenix**	**W**	**110-98**	**27-40**
3/17/04	L.A. Lakers	L	103-106	27-41
3/19/04	at L.A. Lakers	L	100-106	27-42
3/21/04	Golden State	L	85-96	27-43
3/22/04	at Denver	L	80-102	27-44
3/24/04	at Portland	L	85-91	27-45
3/25/04	Washington	L	94-103	27-46
3/27/04	Minnesota	L	82-98	27-47
3/28/04	at Golden State	L	77-105	27-48
3/31/04	at Detroit	L	99-108	27-49

APRIL (1-5)

4/2/04	at Chicago	L	*110-114	27-50
4/4/04	Utah	L	92-97	27-51
4/7/04	Houston	L	79-102	27-52
4/11/04	San Antonio	L	79-88	27-53
4/13/04	**at Phoenix**	**W**	**98-96**	**28-53**
4/14/04	Seattle	L	87-118	28-54

(J) Indicates games played in Saitama, Japan
** Indicates overtime (2-3)*
***Bold** indicates wins*

2002-03 LOS ANGELES CLIPPERS

PLAYER	G	GS	Min.	FG	FGA	Pct.	3FG	3FGA	Pct.	FT	FTA	Pct.	—Rebounds— Off.	Def.	Tot.	Ast.	PF	Dq.	STL	TO	Blk.	Pts.	AVG
Elton Brand	62	61	2454	451	899	.502	0	1	.000	244	356	.685	283	420	703	157	204	3	71	161	158	1146	18.5
Corey Maggette	64	57	2006	343	773	.444	62	177	.350	325	405	.802	77	245	322	123	194	6	55	147	16	1073	16.8
Lamar Odom	49	47	1679	268	611	.439	42	129	.326	136	175	.777	59	267	326	178	181	6	42	140	41	714	14.6
Andre Miller	80	80	2913	377	928	.406	23	108	.213	311	391	.795	84	232	316	537	203	3	99	206	11	1088	13.6
Michael Olowokandi	36	36	1369	186	436	.427	0	0	—	69	105	.657	57	271	328	47	110	5	18	98	79	441	12.3
Eric Piatkowski	62	26	1360	210	446	.471	80	201	.398	101	122	.828	44	112	156	70	92	0	33	56	9	601	9.7
Quentin Richardson	59	13	1368	203	546	.372	61	198	.308	85	124	.685	98	183	281	52	92	0	35	64	10	552	9.4
Marko Jaric	66	12	1379	179	446	.401	53	166	.319	79	105	.752	35	125	160	193	125	0	97	103	11	490	7.4
Keyon Dooling	55	1	969	128	329	.389	50	139	.360	44	57	.772	9	63	72	89	93	0	24	60	6	350	6.4
Cherokee Parks	30	18	648	82	163	.503	1	2	.500	23	38	.605	46	86	132	21	52	0	16	18	20	188	6.3
Melvin Ely	52	7	802	92	186	.495	0	0	—	52	74	.703	64	110	174	15	95	0	10	50	32	236	4.5
Wang Zhizhi	41	1	412	62	162	.383	16	47	.340	42	58	.724	26	51	77	10	41	0	8	31	10	182	4.4
Tremaine Fowlkes	37	10	573	56	128	.438	2	9	.222	50	59	.847	41	62	103	23	63	0	25	20	2	164	4.4
Sean Rooks	70	38	1344	125	297	.421	0	1	.000	47	58	.810	53	163	216	69	174	3	34	66	44	297	4.2
Chris Wilcox	46	3	479	73	140	.521	0	0	—	25	50	.500	32	72	104	21	65	2	7	26	12	171	3.7

RECORD
27-55
Home 16-25, Road 11-30
7th place, Pacific Division

PLAYOFFS
None

CLIPPERS LEADERS
Scoring: Brand (18.5)
Rebounding: Brand (11.3)
Assists: Miller (6.7)

HONORS
Marko Jaric
2003 Rookie Challenge Participant
2003 Jeep All-Star Hoop It Up Participant

HEAD COACH
Alvin Gentry (19-39)
Dennis Johnson (8-16)

ASSISTANT COACHES
Dennis Johnson
Rex Kalamian
Mo McHone
Igor Kokoskov
Jerry DeGregorio

ATHLETIC TRAINER
Jasen Powell

GAME-BY-GAME RESULTS

OCTOBER (0-1)

10/30/02	Cleveland	L	96-98	0-1

NOVEMBER (6-10)

11/1/02	L.A. Lakers	L	93-108	0-2
11/3/02	**Detroit**	**W**	**74-72**	**1-2**
11/6/02	at Philadelphia	L	*99-101	1-3
11/8/02	at New Jersey	L	92-106	1-4
11/10/02	**at Orlando**	**W**	**120-117**	**2-4**
11/12/02	**at Miami**	**W**	**101-82**	**3-4**
11/14/02	Orlando	L	80-101	3-5
11/15/02	at Portland	L	88-112	3-6
11/17/02	Seattle	L	78-84	3-7
11/18/02	**at Golden State**	**W**	**99-89**	**4-7**
11/20/02	Sacramento	L	89-93	4-8
11/22/02	at Denver	L	70-72	4-9
11/24/02	**Houston**	**W**	**90-89**	**5-9**
11/26/02	Utah	L	94-99	5-10
11/28/02	**New Jersey**	**W**	***126-118**	**6-10**
11/29/02	at Sacramento	L	94-107	6-11

DECEMBER (6-8)

12/1/02	Indiana	L	87-92	6-12
12/4/02	**Miami**	**W**	**89-80**	**7-12**
12/7/02	**Minnesota**	**W**	**104-88**	**8-12**
12/9/02	**at New Orleans**	**W**	**94-90**	**9-12**
12/10/02	at Dallas	L	95-122	9-13
12/13/02	at San Antonio	L	84-97	9-14
12/14/02	**at Houston**	**W**	**94-83**	**10-14**
12/16/02	**San Antonio**	**W**	**91-79**	**11-14**
12/18/02	Portland	L	93-97	11-15
12/20/02	Phoenix	L	76-87	11-16
12/21/02	**Denver**	**W**	**92-89**	**12-16**
12/27/02	at Phoenix	L	95-108	12-17
12/28/02	Golden State	L	92-99	12-18
12/31/02	Philadelphia	L	75-83	12-19

JANUARY (5-10)

1/2/03	at Dallas	L	92-102	12-20
1/3/03	at Memphis	L	111-116	12-21
1/5/03	San Antonio	L	86-94	12-22
1/8/03	**Memphis**	**W**	**103-95**	**13-22**
1/10/03	**at Seattle**	**W**	**90-88**	**14-22**
1/12/03	Dallas	L	90-96	14-23
1/15/03	Minnesota	L	64-95	14-24
1/18/03	**Sacramento**	**W**	**112-107**	**15-24**
1/20/03	at L.A. Lakers	L	92-96	15-25
1/22/03	**at Utah**	**W**	**96-89**	**16-25**
1/24/03	at Minnesota	L	85-88	16-26
1/26/03	at Indiana	L	101-108	16-27
1/27/03	at Cleveland	L	100-104	16-28
1/29/03	**Chicago**	**W**	**77-75**	**17-28**
1/31/03	Phoenix	L	92-98	17-29

FEBRUARY (2-9)

2/2/03	at Toronto	L	86-100	17-30
2/4/03	at New York	L	92-105	17-31
2/5/03	at Detroit	L	80-89	17-32
2/11/03	**at Phoenix**	**W**	**107-106**	**18-32**
2/12/03	Washington	L	104-108	18-33
2/15/03	Boston	L	84-92	18-34
2/19/03	**Milwaukee**	**W**	**110-104**	**19-34**
2/22/03	Atlanta	L	87-89	19-35
2/25/03	at L.A. Lakers	L	98-109	19-36
2/26/03	Golden State	L	94-108	19-37
2/28/03	at Portland	L	103-109	19-38

MARCH (4-12)

3/1/03	Seattle	L	101-109	19-39
3/3/03	New Orleans	L	108-111	19-40
3/5/03	at Washington	L	80-99	19-41
3/7/03	at Boston	L	72-83	19-42
3/8/03	**at Chicago**	**W**	**103-97**	**20-42**
3/10/03	at Atlanta	L	86-95	20-43
3/12/03	at Houston	L	*114-118	20-44
3/14/03	at San Antonio	L	96-107	20-45
3/16/03	**Toronto**	**W**	**111-110**	**21-45**
3/17/03	L.A. Lakers	L	85-102	21-46
3/19/03	**Denver**	**W**	**91-78**	**22-46**
3/22/03	at Utah	L	73-88	22-47
3/24/03	Houston	L	90-108	22-48
3/26/03	Dallas	L	107-114	22-49
3/27/03	at Sacramento	L	83-93	22-50
3/30/03	**Memphis**	**W**	**102-100**	**23-50**

APRIL (4-5)

4/1/03	Utah	L	89-94	23-51
4/4/03	at Seattle	L	93-101	23-52
4/5/03	**New York**	**W**	**109-98**	**24-52**
4/8/03	at Memphis	L	108-111	24-53
4/9/03	at Milwaukee	L	92-112	24-54
4/11/03	at Minnesota	L	90-106	24-55
4/12/03	**at Denver**	**W**	**101-79**	**25-55**
4/14/03	**at Golden State**	**W**	**122-113**	**26-55**
4/16/03	**Portland**	**W**	**107-93**	**27-55**

** Indicates overtime (1-2)*
***Bold** indicates wins*

2001-02 LOS ANGELES CLIPPERS

PLAYER	G	GS	Min.	FG	FGA	PCT	3FG	3FGA	Pct.	FT	FTA	Pct.	—Rebounds— Off.	Def.	Tot.	Ast.	PF	Dq.	STL	TO	Blk.	Pts.	AVG
Elton Brand	80	80	3020	532	1010	.527	0	0	—	389	524	.742	396	529	925	191	254	3	80	173	163	1453	18.2
Jeff McInnis	81	80	3030	463	1121	.413	75	234	.321	183	219	.836	45	168	213	500	202	2	63	147	6	1184	14.6
Quentin Richardson	81	0	2152	400	926	.432	133	349	.381	143	187	.765	113	221	334	128	142	2	78	102	21	1076	13.3
Lamar Odom	29	25	999	151	360	.419	16	84	.190	61	93	.656	31	145	176	171	91	3	23	97	36	379	13.1
Corey Maggette	63	52	1615	235	530	.443	46	139	.331	201	251	.801	54	177	231	112	155	0	41	116	19	717	11.4
Michael Olowokandi	80	79	2568	384	886	.433	0	0	—	117	188	.622	164	547	711	90	217	1	55	175	145	885	11.1
Darius Miles	82	6	2227	309	642	.481	3	19	.158	158	255	.620	109	344	453	184	184	2	71	160	103	779	9.5
Eric Piatkowski	71	64	1718	207	471	.439	111	238	.466	101	113	.894	43	141	184	112	110	0	41	64	12	626	8.8
Keyon Dooling	14	0	155	22	57	.386	4	14	.286	10	12	.833	0	3	3	12	20	0	4	10	3	58	4.1
Earl Boykins	68	2	761	110	275	.400	13	42	.310	47	61	.770	27	27	54	145	44	0	20	44	2	280	4.1
Tremaine Fowlkes	22	17	343	25	64	.391	0	0	—	24	31	.774	32	32	64	17	39	0	11	13	1	74	3.4
Sean Rooks	61	2	728	81	194	.418	0	0	—	21	29	.724	32	92	124	25	114	1	12	20	21	183	3.0
Doug Overton	18	0	130	14	44	.318	7	27	.259	4	7	.571	1	11	12	13	10	0	3	12	1	39	2.2
Harold Jamison	25	2	176	22	43	.512	0	0	—	10	15	.667	24	15	39	6	23	0	5	6	1	54	2.2
Obinna Ekezie	29	1	152	13	39	.333	0	0	—	28	40	.700	12	22	34	3	16	0	2	10	6	54	1.9
Eldridge Recasner (TOT)	6	0	33	2	6	.333	0	1	.000	1	1	1.000	0	0	0	5	4	0	1	1	0	5	0.8
Eldridge Recasner (LAC)	5	0	31	2	6	.333	0	1	.000	1	1	1.000	0	0	0	5	3	0	1	1	0	5	1.0

RECORD
39-43
Home 25-16, Road 14-27
5th place, Pacific Division

PLAYOFFS
None

CLIPPERS LEADERS
Scoring: Brand (18.2)
Rebounding: Brand (11.6)
Assists: McInnis (6.2)

HONORS
Elton Brand
2002 All-Star Game Participant
Western Conference Player of the Week (12/9/01)
All-Interview Second Team
Darius Miles
2002 Rookie Challenge Participant
Quentin Richardson
2002 Rookie Challenge Participant

HEAD COACH
Alvin Gentry

ASSISTANT COACHES
Dennis Johnson
Rex Kalamian
Mo McHone
Igor Kokoskov

ATHLETIC TRAINER
Jasen Powell

GAME-BY-GAME RESULTS

OCTOBER (0-1)

10/30/01	at San Antonio	L	98-109	0-1

NOVEMBER (7-8)

11/1/01	at Houston	L	*92-98	0-2
11/3/01	Golden State	L	*108-110	0-3
11/5/01	**Atlanta**	**W**	**109-86**	**1-3**
11/7/01	**Memphis**	**W**	**108-92**	**2-3**
11/8/01	at Portland	L	101-119	2-4
11/10/01	**Phoenix**	**W**	**111-102**	**3-4**
11/14/01	**Chicago**	**W**	**106-102**	**4-4**
11/16/01	Toronto	L	85-94	4-5
11/18/01	**New York**	**W**	**99-86**	**5-5**
11/20/01	L.A. Lakers	L	93-98	5-6
11/22/01	New Jersey	L	90-95	5-7
11/23/01	atUtah	L	101-106	5-8
11/25/01	**Houston**	**W**	**90-83**	**6-8**
11/28/01	**Minnesota**	**W**	**94-75**	**7-8**
11/30/01	at Denver	L	93-96	7-9

DECEMBER (8-5)

12/2/01	**Indiana**	**W**	**103-72**	**8-9**
12/4/01	**Miami**	**W**	**87-83**	**9-9**
12/7/01	Utah	L	86-102	9-10
12/9/01	**Charlotte**	**W**	**89-78**	**10-10**
12/10/01	**Orlando**	**W**	**100-92**	**11-10**
12/12/01	**Seattle**	**W**	**114-94**	**12-10**
12/14/01	at L.A. Lakers	L	80-110	12-11
12/16/01	**Detroit**	**W**	**82-77**	**13-11**
12/18/01	**at Phoenix**	**W**	**96-92**	**14-11**
12/22/01	**Sacramento**	**W**	**101-85**	**15-11**
12/26/01	Philadelphia	L	86-100	15-12
12/27/01	at Seattle	L	90-101	15-13
12/29/01	Boston	L	*103-105	15-14

JANUARY (9-9)

1/1/02	**Portland**	**W**	**112-97**	**16-14**
1/2/02	at Sacramento	L	91-105	16-15
1/4/02	**at Denver**	**W**	**82-80**	**17-15**
1/5/02	**Milwaukee**	**W**	**86-83**	**18-15**
1/7/02	at Philadelphia	L	92-116	18-16
1/8/02	at Washington	L	88-96	18-17
1/10/02	at New Jersey	L	89-108	18-18
1/11/02	at Charlotte	L	*91-92	18-19
1/13/02	**at Toronto**	**W**	**79-72**	**19-19**
1/15/02	at Minnesota	L	83-97	19-20
1/18/02	**Cleveland**	**W**	**109-103**	**20-20**
1/19/02	at Portland	L	93-113	20-21
1/21/02	**Denver**	**W**	**102-89**	**21-21**
1/23/02	**L.A. Lakers**	**W**	**95-90**	**22-21**
1/26/02	Dallas	L	112-133	22-22
1/28/02	at Memphis	L	*115-119	22-23
1/29/02	**at Dallas**	**W**	**117-100**	**23-23**
1/31/02	**at San Antonio**	**W**	**91-87**	**24-23**

FEBRUARY (5-7)

2/2/02	at Atlanta	L	94-101	24-24
2/3/02	at Boston	L	91-104	24-25
2/5/02	**at New York**	**W**	**112-110**	**25-25**
2/7/02	at Detroit	L	92-105	25-26
2/14/02	San Antonio	L	76-89	25-27
2/16/02	**Dallas**	**W**	**119-110**	**26-27**
2/18/02	Portland	L	79-80	26-28
2/20/02	**at Miami**	**W**	**81-71**	**27-28**
2/21/02	at Orlando	L	102-119	27-29
2/23/02	at Indiana	L	88-106	27-30
2/25/02	**at Memphis**	**W**	**90-77**	**28-30**
2/26/02	**at Houston**	**W**	**94-84**	**29-30**

MARCH (8-7)

3/2/02	**Golden State**	**W**	**109-95**	**30-30**
3/6/02	at Milwaukee	L	86-92	30-31
3/8/02	**at Chicago**	**W**	**94-90**	**31-31**
3/10/02	**at Cleveland**	**W**	**95-78**	**32-31**
3/11/02	**at Minnesota**	**W**	**108-99**	**33-31**
3/13/02	**Washington**	**W**	**96-75**	**34-31**
3/15/02	at L.A. Lakers	L	92-98	34-32
3/16/02	Seattle	L	87-95	34-33
3/18/02	**Houston**	**W**	**93-86**	**35-33**
3/21/02	**at Golden State**	**W**	**116-96**	**36-33**
3/23/02	Phoenix	L	94-97	36-34
3/25/02	San Antonio	L	85-91	36-35
3/26/02	at Sacramento	L	90-107	36-36
3/29/02	**at Phoenix**	**W**	**96-94**	**37-36**
3/30/02	Utah	L	92-105	37-37

APRIL (2-6)

4/3/02	at Utah	L	87-99	37-38
4/4/02	at Dallas	L	90-115	37-39
4/7/02	**Denver**	**W**	**97-75**	**38-39**
4/8/02	at Seattle	L	100-102	38-40
4/12/02	Sacramento	L	106-125	38-41
4/13/02	Minnesota	L	98-101	38-42
4/16/02	**Memphis**	**W**	**92-84**	**39-42**
4/17/02	at Golden State	L	103-107	39-43

** Indicates overtime (0-5)*
***Bold** indicates wins*

2000-01 LOS ANGELES CLIPPERS

PLAYER	G	Min.	FG	FGA	Pct.	3FG	3FGA	Pct.	FT	FTA	Pct.	—Rebounds— Off.	Def.	Tot.	Ast.	PF	Dq.	STL	TO	Blk.	Pts.	AVG
Lamar Odom	76	2836	481	1046	.460	80	253	.316	262	386	.679	110	482	592	392	236	4	74	264	122	1304	17.2
Jeff McInnis	81	2831	432	933	.463	52	144	.361	130	161	.807	41	179	220	447	199	2	75	113	7	1046	12.9
Eric Piatkowski	81	2144	291	672	.433	120	297	.404	158	181	.873	54	187	241	96	123	0	46	76	19	860	10.6
Corey Maggette	69	1359	225	487	.462	17	56	.304	223	288	.774	88	203	291	82	140	1	35	106	9	690	10.0
Darius Miles	81	2133	318	630	.505	1	19	.053	124	238	.521	127	350	477	99	191	1	51	147	125	761	9.4
Michael Olowokandi	82	2127	308	708	.435	0	0	—	85	156	.545	168	357	525	46	250	4	30	169	108	701	8.5
Quentin Richardson	76	1358	232	525	.442	50	151	.331	99	158	.627	105	152	257	62	98	0	42	64	7	613	8.1
Tyrone Nesby	14	333	40	123	.325	10	46	.217	18	23	.783	16	26	42	11	28	0	10	10	4	108	7.7
Earl Boykins	10	149	25	63	.397	1	8	.125	14	17	.824	4	7	11	32	9	0	5	9	0	65	6.5
Keyon Dooling	76	1237	148	362	.409	28	80	.350	125	179	.698	8	81	89	177	107	0	41	94	11	449	5.9
Sean Rooks	82	1553	169	395	.428	1	2	.500	107	143	.748	91	212	303	77	197	2	34	73	64	446	5.4
Cherokee Parks (LAC)	52	876	116	236	.492	0	6	.000	19	27	.704	58	131	189	39	102	0	19	31	25	251	4.8
Cherokee Parks (TOT)	65	1054	134	274	.489	0	6	.000	31	44	.705	71	158	229	46	122	0	25	41	36	299	4.6
Derek Strong	28	491	45	117	.385	0	1	.000	28	37	.757	34	74	108	7	30	0	14	22	1	118	4.2
Brian Skinner	39	584	64	161	.398	0	0	—	32	59	.542	55	113	168	18	61	0	14	32	11	160	4.1
Zendon Hamilton	3	19	2	9	.222	0	0	—	5	8	.625	3	5	8	0	4	0	0	2	0	9	3.0

RECORD
31-51
Home 22-19, Road 9-32
6th place, Pacific Division

PLAYOFFS
None

CLIPPERS LEADERS
Scoring: Odom (17.2)
Rebounding: Odom (7.8)
Assists: McInnis (5.5)

HONORS
Darius Miles
2001 Rookie Challenge Participant
All-Rookie First Team
Lamar Odom
2001 Rookie Challenge Participant
Quentin Richardson
2001 Rookie Challenge Participant

HEAD COACH
Alvin Gentry

ASSISTANT COACHES
John Hammond
Dennis Johnson
Rex Kalamian
Igor Kokoskov

ATHLETIC TRAINER
Jasen Powell

GAME-BY-GAME RESULTS

OCTOBER (0-1)

10/31/00	at Utah	L	94-107	0-1

NOVEMBER (5-10)

11/2/00	Vancouver	L	91-99	0-2
11/4/00	**Houston**	**W**	**77-74**	**1-2**
11/5/00	at L.A. Lakers	L	103-108	1-3
11/8/00	Utah	L	*87-93	1-4
11/10/00	**Atlanta**	**W**	**115-106**	**2-4**
11/12/00	at Denver	L	79-95	2-5
11/13/00	Dallas	L	76-90	2-6
11/15/00	**New York**	**W**	**78-74**	**3-6**
11/16/00	**at Vancouver**	**W**	**76-72**	**4-6**
11/18/00	Seattle	L	83-86	4-7
11/20/00	New Jersey	L	85-86	4-8
11/24/00	at Seattle	L	81-98	4-9
11/25/00	Phoenix	L	*89-95	4-10
11/27/00	L.A. Lakers	L	83-98	4-11
11/29/00	**Golden State**	**W**	**106-83**	**5-11**

DECEMBER (5-10)

12/1/00	at Toronto	L	*95-104	5-12
12/3/00	at Boston	L	87-96	5-13
12/4/00	at New York	L	78-106	5-14
12/6/00	**at Washington**	**W**	**93-88**	**6-14**
12/8/00	at Charlotte	L	87-92	6-15
12/9/00	at Minnesota	L	73-85	6-16
12/11/00	**Orlando**	**W**	**92-80**	**7-16**
12/13/00	Miami	L	*88-94	7-17
12/15/00	**at Phoenix**	**W**	**98-88**	**8-17**
12/17/00	Washington	L	94-103	8-18
12/20/00	**Minnesota**	**W**	**103-96**	**9-18**
12/23/00	**Vancouver**	**W**	**92-90**	**10-18**
12/26/00	at Denver	L	108-109	10-19
12/28/00	at Dallas	L	96-105	10-20
12/30/00	L.A. Lakers	L	*114-116	10-21

JANUARY (3-12)

1/2/01	**Toronto**	**W**	**110-97**	**11-21**
1/3/01	at Phoenix	L	85-90	11-22
1/5/01	Charlotte	L	73-86	11-23
1/7/01	**at L.A. Lakers**	**W**	**118-95**	**12-23**
1/8/01	Indiana	L	82-85	12-24
1/10/01	**Denver**	**W**	**92-86**	**13-24**
1/12/01	at Minnesota	L	89-95	13-25
1/13/01	at Atlanta	L	88-108	13-26
1/15/01	at Indiana	L	74-89	13-27
1/16/01	at Milwaukee	L	91-112	13-28
1/18/01	Boston	L	79-82	13-29
1/24/01	Seattle	L	*110-114	13-30
1/27/01	Sacramento	L	89-101	13-31
1/29/01	San Antonio	L	67-96	13-32
1/31/01	at San Antonio	L	70-92	13-33

FEBRUARY (7-7)

2/1/01	**at Houston**	**W**	**101-84**	**14-33**
2/3/01	**Portland**	**W**	**90-89**	**15-33**
2/5/01	**Chicago**	**W**	**102-82**	**16-33**
2/7/01	at Golden State	L	88-89	16-34
2/13/01	at Miami	L	*99-101	16-35
2/14/01	at Orlando	L	101-114	16-36
2/16/01	at Philadelphia	L	93-108	16-37
2/18/01	at New Jersey	L	*96-102	16-38
2/19/01	**at Detroit**	**W**	***111-106**	**17-38**
2/21/01	**at Cleveland**	**W**	**100-94**	**18-38**
2/22/01	**at Chicago**	**W**	**93-80**	**19-38**
2/24/01	**Portland**	**W**	****123-120**	**20-38**
2/26/01	Dallas	L	92-103	20-39
2/27/01	at Sacramento	L	*93-106	20-40

MARCH (7-7)

3/1/01	at Portland	L	81-94	20-41
3/2/01	**Sacramento**	**W**	**88-81**	**21-41**
3/5/01	**Denver**	**W**	**99-86**	**22-41**
3/8/01	at Houston	L	87-99	22-42
3/11/01	at Dallas	L	93-111	22-43
3/12/01	at San Antonio	L	81-99	22-44
3/16/01	**Golden State**	**W**	**94-76**	**23-44**
3/18/01	Utah	L	96-111	23-45
3/20/01	**Philadelphia**	**W**	**88-77**	**24-45**
3/22/01	**Houston**	**W**	**97-92**	**25-45**
3/26/01	at Portland	L	96-104	25-46
3/27/01	**Detroit**	**W**	**101-94**	**26-46**
3/30/01	at Seattle	L	84-94	26-47
3/31/01	**Cleveland**	**W**	**104-97**	**27-47**

APRIL (4-4)

4/4/01	at Vancouver	L	78-86	27-48
4/6/01	**Milwaukee**	**W**	***113-110**	**28-48**
4/7/01	San Antonio	L	83-93	28-49
4/10/01	at Sacramento	L	*109-116	28-50
4/13/01	**Minnesota**	**W**	**111-105**	**29-50**
4/14/01	**at Golden State**	**W**	**106-94**	**30-50**
4/16/01	**Phoenix**	**W**	**100-80**	**31-50**
4/17/01	at Utah	L	92-97	31-51

** Indicates overtime (2-10)*
*** Indicates double overtime (1-0)*
***Bold** indicates wins*

1999-00 LOS ANGELES CLIPPERS

PLAYER	G	Min.	FG	FGA	Pct.	3FG	3FGA	Pct.	FT	FTA	Pct.	—Rebounds— Off.	Def.	Tot.	Ast.	PF	Dq.	STL	TO	Blk.	Pts.	AVG
Maurice Taylor	62	2227	458	988	.464	1	8	.125	143	201	.711	96	304	400	101	217	4	51	169	48	1060	17.1
Derek Anderson	64	2201	377	860	.438	55	178	.309	271	309	.877	80	178	258	220	149	2	90	167	11	1080	16.9
Lamar Odom	76	2767	449	1024	.438	59	164	.360	302	420	.719	159	436	595	317	291	13	91	258	95	1259	16.6
Tyrone Nesby	73	2317	364	915	.398	94	281	.335	151	191	.791	82	193	275	121	205	5	75	102	31	973	13.3
Michael Olowokandi	80	2493	330	756	.437	0	0	—	123	189	.651	194	462	656	38	304	10	35	177	140	783	9.8
Troy Hudson	62	1592	204	541	.377	60	193	.311	77	95	.811	28	120	148	242	65	0	43	108	0	545	8.8
Eric Piatkowski	75	1712	238	573	.415	93	243	.383	85	100	.850	74	148	222	81	140	0	44	57	13	654	8.7
Jeff McInnis	25	597	80	186	.430	7	21	.333	13	17	.765	18	54	72	89	55	0	15	27	2	180	7.2
Eric Murdock	40	693	79	205	.385	16	42	.381	51	80	.638	15	62	77	108	67	0	47	58	5	225	5.6
Brian Skinner	33	775	68	134	.507	0	0	—	43	65	.662	63	138	201	11	75	0	16	37	44	179	5.4
Keith Closs	57	820	96	197	.487	0	3	.000	46	78	.590	65	114	179	25	80	0	13	34	73	238	4.2
Charles Jones	56	662	66	201	.328	39	118	.331	17	23	.739	17	45	62	94	46	0	30	28	5	188	3.4
Etdrick Bohannon (LAC)	11	113	7	13	.538	0	0	—	12	20	.600	12	18	30	5	24	0	2	8	6	26	2.4
Etdrick Bohannon (TOT)	13	118	7	13	.538	0	0	—	15	24	.625	13	18	31	5	25	0	2	10	6	29	2.2
Pete Chilcutt (LAC)	24	347	31	63	.492	5	16	.313	6	6	1.000	27	52	79	16	39	2	10	11	6	73	3.0
Pete Chilcutt (TOT)	56	601	53	127	.417	6	26	.231	8	8	1.000	46	85	131	27	73	2	15	20	10	120	2.1
Anthony Avent	49	377	29	96	.302	0	0	—	23	32	.719	23	51	74	11	62	1	16	24	15	81	1.7
Marty Conlon (LAC)	3	9	1	2	.500	0	0	—	0	0	—	1	1	2	0	1	0	0	0	0	2	0.7
Marty Conlon (TOT)	3	9	1	2	.500	0	0	—	0	0	—	1	1	2	0	1	0	0	0	0	2	0.7
Mario Bennett	1	3	0	3	.000	0	0	—	0	0	—	1	1	2	0	1	0	0	0	0	0	0.0

RECORD
15-67
Home 10-31, Road 5-36
7th place, Pacific Division

PLAYOFFS
None

CLIPPERS LEADERS
Scoring: Odom (16.6)
Rebounding: Olowokandi (8.2)
Assists: Odom (4.2)

HONORS
Lamar Odom
All-Rookie First Team
Rookie of the Month, November
2000 Rookie Challenge Participant
Michael Olowokandi
2000 Rookie Challenge Participant

HEAD COACH
Chris Ford (11-34)
Jim Todd (4-33)

ASSISTANT COACHES
Jim Todd
Kareem Abdul-Jabbar
Dennis Johnson
Rex Kalamian

ATHLETIC TRAINER
Jasen Powell

GAME-BY-GAME RESULTS

NOVEMBER (4-10)

11/2/99	Seattle	L	92-104	0-1
11/3/99	at Portland	L	98-121	0-2
11/5/99	**Philadelphia**	**W**	**91-81**	**1-2**
11/8/99	Utah	L	79-94	1-3
11/10/99	San Antonio	L	94-99	1-4
11/14/99	at Vancouver	L	89-109	1-5
11/16/99	at Milwaukee	L	93-101	1-6
11/17/99	**at Minnesota**	**W**	**89-85**	**2-6**
11/19/99	at Toronto	L	100-106	2-7
11/20/99	**at Washington**	**W**	**98-89**	**3-7**
11/23/99	**New York**	**W**	**100-95**	**4-7**
11/26/99	at Seattle	L	93-98	4-8
11/27/99	Portland	L	71-88	4-9
11/30/99	Phoenix	L	80-94	4-10

DECEMBER (5-10)

12/2/99	Houston	L	96-109	4-11
12/4/99	Seattle	L	89-102	4-12
12/6/99	Miami	L	91-99	4-13
12/8/99	at Atlanta	L	81-99	4-14
12/10/99	at Detroit	L	83-107	4-15
12/11/99	at Indiana	L	90-108	4-16
12/13/99	**Vancouver**	**W**	**102-90**	**5-16**
12/14/99	at L.A. Lakers	L	68-95	5-17
12/17/99	**Golden State**	**W**	**92-91**	**6-17**
12/19/99	at Vancouver	L	84-85	6-18
12/22/99	**at Golden State**	**W**	**103-99**	**7-18**
12/23/99	**Sacramento**	**W**	**97-91**	**8-18**
12/26/99	**Boston**	**W**	**103-100**	**9-18**
12/28/99	at Denver	L	105-128	9-19
12/30/99	at Houston	L	100-122	9-20

JANUARY (2-12)

1/4/00	L.A. Lakers	L	98-122	9-21
1/5/00	at L.A. Lakers	L	101-118	9-22
1/8/00	**Indiana**	**W**	**107-94**	**10-22**
1/10/00	at Cleveland	L	106-111	10-23
1/12/00	at Boston	L	88-95	10-24
1/13/00	at New Jersey	L	105-110	10-25
1/15/00	at Utah	L	75-112	10-26
1/17/00	San Antonio	L	93-99	10-27
1/18/00	at Sacramento	L	98-104	10-28
1/21/00	Minnesota	L	89-95	10-29
1/23/00	Orlando	L	89-102	10-30
1/25/00	at San Antonio	L	82-105	10-31
1/27/00	at Dallas	L	90-99	10-32
1/29/00	**New Jersey**	**W**	**98-93**	**11-32**

FEBRUARY (1-14)

2/1/00	Golden State	L	76-107	11-33
2/2/00	at Phoenix	L	68-114	11-34
2/5/00	Dallas	L	106-119	11-35
2/6/00	Chicago	L	90-100	11-36
2/9/00	at Portland	L	100-107	11-37
2/10/00	Vancouver	L	90-112	11-38
2/15/00	at Miami	L	88-107	11-39
2/16/00	at Orlando	L	96-129	11-40
2/18/00	at Charlotte	L	87-115	11-41
2/19/00	at Chicago	L	72-74	11-42
2/21/00	at New York	L	76-87	11-43
2/23/00	at Philadelphia	L	78-94	11-44
2/24/00	at Minnesota	L	91-116	11-45
2/26/00	**Atlanta**	**W**	**78-77**	**12-45**
2/28/00	Houston	L	77-96	12-46

MARCH (2-13)

3/4/00	Cleveland	L	99-109	12-47
3/6/00	L.A. Lakers	L	103-123	12-48
3/8/00	Toronto	L	94-95	12-49
3/10/00	Charlotte	L	101-118	12-50
3/12/00	**at Golden State**	**W**	**112-103**	**13-50**
3/14/00	**Denver**	**W**	**110-106**	**14-50**
3/15/00	at Sacramento	L	78-98	14-51
3/17/00	at Denver	L	87-114	14-52
3/18/00	Sacramento	L	83-104	14-53
3/20/00	Washington	L	93-105	14-54
3/22/00	at San Antonio	L	78-103	14-55
3/23/00	at Houston	L	95-110	14-56
3/25/00	Detroit	L	107-126	14-57
3/28/00	Dallas	L	102-112	14-58
3/30/00	Milwaukee	L	85-104	14-59

APRIL (1-8)

4/4/00	Utah	L	93-103	14-60
4/6/00	Minnesota	L	90-112	14-61
4/8/00	at Dallas	L	96-98	14-62
4/11/00	Phoenix	L	88-95	14-63
4/12/00	at Utah	L	93-102	14-64
4/14/00	at Phoenix	L	88-112	14-65
4/15/00	Denver	L	*114-115	14-66
4/18/00	Portland	L	100-116	14-67
4/19/00	**at Seattle**	**W**	**114-106**	**15-67**

** Indicates overtime (0-1)*
***Bold** indicates wins*

1998-99 LOS ANGELES CLIPPERS

PLAYER	G	Min.	FG	FGA	Pct.	3FG	3FGA	Pct.	FT	FTA	Pct.	—Rebounds— Off.	Def.	Tot.	Ast.	PF	Dq.	STL	TO	Blk.	Pts.	AVG
Maurice Taylor	46	1505	311	675	.461	1	6	.167	150	206	.728	100	142	242	67	179	5	16	120	29	773	16.8
Lamond Murray	50	1317	226	578	.391	34	103	.330	126	157	.803	59	136	195	61	107	1	58	99	20	612	12.2
Eric Piatkowski	49	1242	180	417	.432	65	165	.394	88	102	.863	39	101	140	53	86	0	44	53	6	513	10.5
Tyrone Nesby	50	1288	182	405	.449	35	96	.365	104	133	.782	57	118	175	82	143	2	77	53	20	503	10.1
Michael Olowokandi	45	1279	172	399	.431	0	0	—	57	118	.483	120	237	357	25	137	2	27	85	55	401	8.9
Sherman Douglas	30	842	96	219	.438	0	11	.000	55	87	.632	16	42	58	124	54	0	27	61	3	247	8.2
Darrick Martin	37	941	102	278	.367	31	106	.292	61	76	.803	5	43	48	144	82	1	43	67	4	296	8.0
James Robinson	14	280	39	98	.398	8	30	.267	20	27	.741	10	17	27	18	29	0	14	16	3	106	7.6
Rodney Rogers	47	968	131	297	.441	18	63	.286	68	101	.673	65	114	179	77	140	2	47	66	22	348	7.4
Troy Hudson	25	524	60	150	.400	15	47	.319	34	38	.895	15	40	55	92	28	1	11	38	2	169	6.8
Lorenzen Wright	48	1135	119	260	.458	0	1	.000	81	117	.692	142	219	361	33	162	2	26	48	36	319	6.6
Brian Skinner	21	258	33	71	.465	0	0	—	20	33	.606	20	33	53	1	20	0	10	19	13	86	4.1
Charles Smith	23	317	35	97	.361	7	33	.212	7	16	.438	7	17	24	13	35	0	17	20	14	84	3.7
Pooh Richardson	11	130	12	36	.333	0	6	.000	4	4	1.000	1	12	13	30	5	0	4	9	0	28	2.5
Keith Closs	15	87	12	23	.522	0	1	.000	8	10	.800	5	20	25	0	14	1	3	6	9	32	2.1
Stojko Vrankovic	2	12	1	4	.250	0	0	—	0	0	—	4	2	6	0	2	0	0	0	0	2	1.0

RECORD
9-41
Home 6-19, Road 3-22
7th place, Pacific Division

PLAYOFFS
None

CLIPPERS LEADERS
Scoring: Taylor (16.8)
Rebounding: Olowokandi (7.9)
Assists: Douglas (4.1)

HONORS
Michael Olowokandi
All-Rookie Second Team

HEAD COACH
Chris Ford

ASSISTANT COACHES
Jim Brewer
Rex Kalamian
Jim Todd

ATHLETIC TRAINER
Ray Melchiorre

GAME-BY-GAME RESULTS

FEBRUARY (0-12)

2/5/99	Phoenix	L	92-101	0-1
2/7/99	Chicago	L	84-89	0-2
2/10/99	at Vancouver	L	99-105	0-3
2/13/99	at Phoenix	L	*104-107	0-4
2/14/99	Minnesota	L	73-95	0-5
2/16/99	Vancouver(A)	L	**89-93	0-6
2/20/99	Dallas	L	90-105	0-7
2/22/99	at Utah	L	89-104	0-8
2/23/99	Golden State	L	89-94	0-9
2/25/99	L.A. Lakers(A)	L	100-115	0-10
2/26/99	at L.A. Lakers	L	83-99	0-11
2/27/99	Atlanta(A)	L	74-103	0-12

MARCH (3-14)

3/2/99	at Dallas	L	99-112	0-13
3/4/99	at Houston	L	77-96	0-14
3/6/99	at San Antonio	L	85-114	0-15
3/9/99	L.A. Lakers	L	99-103	0-16
3/10/99	at L.A. Lakers	L	75-94	0-17
3/11/99	**Sacramento**	**W**	**106-92**	**1-17**
3/13/99	Portland	L	*96-106	1-18
3/14/99	at Seattle	L	89-108	1-19
3/16/99	at New York	L	89-113	1-20
3/17/99	at Boston	L	84-118	1-21
3/19/99	at Toronto	L	82-93	1-22
3/21/99	**at Minnesota**	**W**	**100-85**	**2-22**
3/24/99	Golden State	L	80-92	2-23
3/26/99	at Seattle	L	98-104	2-24
3/27/99	**Utah(A)**	**W**	**103-77**	**3-24**
3/29/99	at Denver	L	88-100	3-25
3/30/99	Houston	L	95-104	3-26

APRIL (6-11)

4/1/99	at Dallas	L	84-93	3-27
4/3/99	at San Antonio	L	82-103	3-28
4/4/99	at Denver	L	80-82	3-29
4/6/99	Phoenix	L	83-88	3-30
4/8/99	**Minnesota**	**W**	**99-91**	**4-30**
4/10/99	Portland(A)	L	70-97	4-31
4/11/99	**at Portland**	**W**	**89-83**	**5-31**
4/13/99	**New Jersey**	**W**	**109-101**	**6-31**
4/15/99	Utah	L	89-103	6-32
4/16/99	**at Golden State**	**W**	**86-83**	**7-32**
4/18/99	Denver	L	101-103	7-33
4/19/99	Sacramento(A)	L	98-102	7-34
4/21/99	at Vancouver	L	94-97	7-35
4/23/99	**Houston**	**W**	***106-101**	**8-35**
4/24/99	**Vancouver**	**W**	**105-96**	**9-35**
4/26/99	San Antonio	L	88-94	9-36
4/29/99	at Sacramento	L	81-103	9-37

MAY (0-4)

5/1/99	at Minnesota	L	93-103	9-38
5/2/99	at Houston	L	84-110	9-39
5/4/99	at Utah	L	82-99	9-40
5/5/99	Seattle	L	105-107	9-41

** Indicates overtime (1-2)*
*** Indicates double overtime (0-1)*
***Bold** indicates wins*
(A) Indicates game played at Arrowhead Pond of Anaheim

1997-98 LOS ANGELES CLIPPERS

PLAYER	G	Min.	FG	FGA	Pct.	3FG	3FGA	Pct.	FT	FTA	Pct.	—Rebounds— Off.	Def.	Tot.	Ast.	PF	Dq.	STL	TO	Blk.	Pts.	AVG
Lamond Murray	79	2579	473	984	.481	54	153	.353	220	294	.748	172	312	484	142	193	3	118	171	54	1220	15.4
Rodney Rogers	76	2499	426	935	.456	72	212	.340	225	328	.686	155	269	424	202	242	5	93	193	38	1149	15.1
Brent Barry	41	1341	190	444	.428	78	195	.400	103	122	.844	27	116	143	132	88	0	50	95	23	561	13.7
Isaac Austin (LAC)	26	895	154	339	.454	0	5	.000	88	135	.652	80	147	227	88	69	0	18	89	22	396	15.2
Isaac Austin (TOT)	78	2266	406	871	.466	0	8	.000	243	363	.669	199	358	557	175	231	5	61	206	56	1055	13.5
Maurice Taylor	71	1513	321	675	.476	0	1	.000	173	244	.709	118	178	296	53	222	7	34	107	40	815	11.5
Eric Piatkowski	67	1740	257	568	.452	106	259	.409	140	170	.824	70	166	236	85	137	0	51	80	12	760	11.3
Darrick Martin	82	2299	275	730	.377	107	293	.365	184	217	.848	19	145	164	331	198	2	82	154	10	841	10.3
Lorenzen Wright	69	2067	241	542	.445	0	2	.000	141	214	.659	180	426	606	55	237	2	55	81	87	623	9.0
James Robinson	70	1231	195	501	.389	74	225	.329	77	107	.720	37	74	111	135	101	0	37	97	10	541	7.7
Loy Vaught	10	265	36	84	.429	0	2	.000	3	8	.375	16	49	65	7	33	0	4	13	2	75	7.5
Pooh Richardson	69	1252	124	333	.372	11	57	.193	30	43	.698	17	79	96	226	71	0	44	54	3	289	4.2
Keith Closs	58	740	93	207	.449	0	0	—	46	77	.597	63	105	168	19	73	0	12	38	81	232	4.0
Charles Smith (LAC)	23	260	45	107	.421	14	44	.318	5	9	.556	8	11	19	19	21	0	10	21	5	109	4.7
Charles Smith (TOT)	34	292	49	125	.392	15	47	.319	6	11	.545	13	14	27	21	24	0	12	27	6	119	3.5
Stojko Vrankovic	65	996	79	186	.425	0	0	—	37	65	.569	71	192	263	36	130	3	11	46	66	195	3.0
James Collins	23	103	21	55	.382	9	20	.450	8	14	.571	7	7	14	3	12	0	6	8	3	59	2.6

RECORD
17-65
Home 11-30, Road 6-35
7th place, Pacific Division

PLAYOFFS
None

CLIPPERS LEADERS
Scoring: Murray (15.4)
Rebounding: Wright (8.8)
Assists: Martin (4.0)

HONORS
Maurice Taylor
1998 Rookie All-Star Game
All-Rookie Second Team

HEAD COACH
Bill Fitch

ASSISTANT COACHES
Jim Brewer
Barry Hecker
Rex Kalamian

ATHLETIC TRAINER
Ray Melchiorre

GAME-BY-GAME RESULTS

OCTOBER (0-1)

10/31/97	at Phoenix	L	100-110	0-1

NOVEMBER (2-13)

11/1/97	Portland	L	74-82	0-2
11/5/97	Houston	L	110-124	0-3
11/7/97	**at Sacramento**	**W**	**98-85**	**1-3**
11/8/97	Phoenix(A)	L	105-123	1-4
11/11/97	at Vancouver	L	113-119	1-5
11/13/97	Milwaukee	L	94-102	1-6
11/15/97	at Charlotte	L	96-130	1-7
11/16/97	at Atlanta(G)	L	83-89	1-8
11/18/97	at Orlando	L	94-112	1-9
11/19/97	at Miami	L	113-122	1-10
11/21/97	Chicago	L	**102-111	1-11
11/23/97	at L.A. Lakers	L	102-119	1-12
11/26/97	**Sacramento**	**W**	**99-97**	**2-12**
11/28/97	New Jersey(A)	L	92-104	2-13
11/29/97	Utah	L	91-94	2-14

DECEMBER (4-10)

12/4/97	**San Antonio**	**W**	***100-96**	**3-14**
12/6/97	Orlando	L	79-83	3-15
12/7/97	at Denver	L	92-100	3-16
12/9/97	**at Dallas**	**W**	**99-92**	**4-16**
12/10/97	at San Antonio	L	87-102	4-17
12/12/97	Atlanta	L	74-83	4-18
12/14/97	at Seattle	L	101-107	4-19
12/16/97	**Seattle**	**L**	**94-109**	**4-20**
12/18/97	**Golden State(A)**	**W**	**82-78**	**5-20**
12/20/97	at Minnesota	L	91-92	5-21
12/21/97	at Boston	L	77-99	5-22
12/23/97	at Chicago	L	89-94	5-23
12/26/97	at L.A. Lakers	L	*114-118	5-24
12/27/97	**Denver**	**W**	**105-103**	**6-24**

JANUARY (4-12)

1/2/98	**at Golden State**	**W**	**94-79**	**7-24**
1/3/98	**Dallas**	**W**	**97-88**	**8-24**
1/6/98	at Sacramento	L	89-105	8-25
1/7/98	**Vancouver**	**W**	**110-102**	**9-25**
1/9/98	L.A. Lakers	L	115-125	9-26
1/11/98	at Detroit	L	85-113	9-27
1/12/98	at Milwaukee	L	95-110	9-28
1/14/98	at Toronto	L	101-109	9-29
1/15/98	**at New Jersey**	**W**	**119-116**	**10-29**
1/17/98	at Washington	L	99-108	10-30
1/19/98	at Minnesota	L	109-117	10-31
1/22/98	Detroit(A)	L	76-94	10-32
1/24/98	Denver	L	81-99	10-33
1/27/98	at Houston	L	109-115	10-34
1/28/98	at San Antonio	L	86-109	10-35
1/30/98	San Antonio	L	87-97	10-36

FEBRUARY (2-9)

2/1/98	Indiana	L	92-99	10-37
2/3/98	**Utah(A)**	**W**	**111-102**	**11-37**
2/10/98	at Utah	L	98-106	11-38
2/11/98	Washington	L	104-110	11-39
2/13/98	Boston	L	96-97	11-40
2/16/98	Houston	L	99-121	11-41
2/19/98	Miami(A)	L	80-89	11-42
2/21/98	Charlotte	L	98-111	11-43
2/23/98	Seattle	L	100-101	11-44
2/25/98	**Philadelphia**	**W**	**117-108**	**12-44**
2/27/98	Phoenix	L	99-104	12-45

MARCH (4-11)

3/3/98	at Houston	L	97-107	12-46
3/5/98	at Dallas	L	109-119	12-47
3/8/98	**at Denver**	**W**	**100-89**	**13-47**
3/9/98	at Phoenix	L	105-134	13-48
3/12/98	L.A. Lakers(A)	L	85-108	13-49
3/13/98	**Toronto**	**W**	**152-120**	**14-49**
3/15/98	at Portland	L	92-103	14-50
3/17/98	**at Golden State**	**W**	**107-102**	**15-50**
3/18/98	at Seattle	L	80-99	15-51
3/21/98	Cleveland	L	79-100	15-52
3/23/98	at Vancouver	L	95-106	15-53
3/25/98	New York	L	76-77	15-54
3/27/98	Minnesota	L	98-100	15-55
3/29/98	**Dallas**	**W**	**108-86**	**16-55**
3/31/98	at Indiana	L	106-128	16-56

APRIL (1-9)

4/2/98	at New York	L	70-81	16-57
4/3/98	at Philadelphia	L	78-93	16-58
4/5/98	at Cleveland	L	93-94	16-59
4/7/98	Vancouver	L	94-110	16-60
4/9/98	Portland	L	95-99	16-61
4/10/98	at Utah	L	109-126	16-62
4/13/98	Minnesota	L	88-107	16-63
4/15/98	Golden State	L	80-92	16-64
4/16/98	at Portland	L	90-99	16-65
4/18/98	**Sacramento(A)**	**W**	**83-77**	**17-65**

** Indicates overtime (1-1)*
*** Indicates double overtime (0-1)*
***Bold** indicates wins*
(A) Indicates game played at Arrowhead Pond of Anaheim
(G) Indicates game played at Georgia Tech

1996-97 LOS ANGELES CLIPPERS

PLAYER	G	Min.	FG	FGA	Pct.	3FG	3FGA	Pct.	FT	FTA	Pct.	—Rebounds— Off.	Def.	Tot.	Ast.	PF	Dq.	STL	TO	Blk.	Pts.	AVG
Loy Vaught	82	2838	542	1084	.500	2	12	.167	134	191	.702	222	595	817	110	241	3	85	137	25	1220	14.9
Malik Sealy	80	2456	373	942	.396	79	222	.356	254	290	.876	59	179	238	165	185	4	124	154	45	1079	13.5
Rodney Rogers	81	2480	408	884	.462	65	180	.361	191	288	.663	137	274	411	222	272	5	88	221	61	1072	13.2
Darrick Martin	82	1820	292	718	.407	91	234	.389	218	250	.872	26	87	113	339	165	1	57	127	2	893	10.9
Stanley Roberts	18	378	63	148	.426	0	0	—	45	64	.703	24	67	91	9	57	2	8	23	23	171	9.5
Charles "Bo" Outlaw	82	2195	254	417	.609	0	8	.000	117	232	.504	174	280	454	157	227	5	94	107	142	625	7.6
Brent Barry	59	1094	155	379	.409	56	173	.324	76	93	.817	30	80	110	154	88	1	51	76	15	442	7.5
Lamond Murray	74	1295	181	435	.416	31	91	.341	156	211	.739	85	148	233	57	113	3	53	86	29	549	7.4
Lorenzen Wright	77	1936	236	491	.481	1	4	.250	88	150	.587	206	265	471	49	211	2	48	79	60	561	7.3
Terry Dehere	73	1053	148	383	.386	52	160	.325	122	148	.824	15	80	95	158	142	0	27	96	3	470	6.4
Eric Piatkowski	65	747	134	298	.450	51	120	.425	69	84	.821	49	56	105	52	85	0	33	46	10	388	6.0
Pooh Richardson	59	1065	131	344	.381	42	128	.328	26	43	.605	25	73	98	169	82	0	54	62	5	330	5.6
Kevin Duckworth	26	384	45	103	.437	3	4	.750	11	16	.688	23	37	60	16	63	1	9	33	11	104	4.0
Rich Manning (LAC)	10	73	14	34	.412	0	1	.000	3	6	.500	8	8	16	1	11	0	1	2	1	31	3.1
Rich Manning (TOT)	26	201	32	82	.390	2	4	.500	9	14	.643	16	23	39	3	29	0	4	7	2	75	2.9
Dwayne Schintzius	15	116	13	36	.361	1	2	.500	7	8	.875	9	13	22	4	22	0	1	7	9	34	2.3

RECORD
36-46
Home 21-20, Road 15-26
5th place, Pacific Division

PLAYOFFS
Western Conf. 1st round
vs. Utah (0-3)

CLIPPERS LEADERS
Scoring: Vaught (14.9)
Rebounding: Vaught (10.0)
Assists: Martin (4.1)

HONORS
Loy Vaught
Player of the Week (2/24/97)
Lorenzen Wright
1997 Rookie All-Star Game

HEAD COACH
Bill Fitch

ASSISTANT COACHES
Jim Brewer
Barry Hecker
Rex Kalamian

ATHLETIC TRAINER
Ray Melchiorre

GAME-BY-GAME RESULTS

NOVEMBER (6-10)

11/1/96	**at Golden State**	**W**	**97-85**	**1-0**
11/2/96	Utah	L	90-95	1-1
11/5/96	**at Denver**	**W**	**82-78**	**2-1**
11/8/96	New York	L	*81-88	2-2
11/10/96	**Minnesota**	**W**	**81-70**	**3-2**
11/12/96	**at Vancouver**	**W**	**99-92	**4-2**
11/14/96	Seattle	L	78-94	4-3
11/15/96	at L.A. Lakers	L	100-107	4-4
11/17/96	**Milwaukee**	**W**	**102-94**	**5-4**
11/20/96	**at San Antonio**	**W**	**93-81**	**6-4**
11/21/96	at Dallas	L	94-105	6-5
11/23/96	at Minnesota	L	96-98	6-6
11/25/96	Chicago	L	84-88	6-7
11/27/96	Miami	L	82-98	6-8
11/29/96	at Utah	L	94-111	6-9
11/30/96	New Jersey(A)	L	*95-106	6-10

DECEMBER (5-9)

12/3/96	**Charlotte**	**W**	**96-89**	**7-10**
12/5/96	at Chicago	L	96-114	7-11
12/7/96	at New York	L	80-89	7-12
12/8/96	at Cleveland	L	69-90	7-13
12/10/96	Dallas	L	95-100	7-14
12/12/96	**San Antonio**	**W**	**97-94**	**8-14**
12/14/96	**Sacramento**	**W**	**106-94**	**9-14**
12/16/96	**Phoenix(A)**	**W**	***122-121**	**10-14**
12/19/96	Washington	L	93-102	10-15
12/20/96	at Seattle	L	86-102	10-16
12/22/96	at Golden State	L	91-97	10-17
12/23/96	at Sacramento	L	88-100	10-18
12/27/96	Portland	L	98-102	10-19
12/30/96	**Utah**	**W**	**115-101**	**11-19**

JANUARY (6-6)

1/4/97	**at Houston**	**W**	**95-91**	**12-19**
1/5/97	**at San Antonio**	**W**	**93-84**	**13-19**
1/7/97	**at Toronto**	**W**	**87-80**	**14-19**
1/10/97	at Washington	L	98-102	14-20
1/11/97	at Minnesota	L	93-95	14-21
1/15/97	Indiana	L	93-108	14-22
1/19/97	Cleveland	L	**102-107	14-23
1/21/97	at Portland	L	82-100	14-24
1/23/97	**Seattle(A)**	**W**	**102-100**	**15-24**
1/24/97	**Denver**	**W**	**114-111**	**16-24**
1/28/97	Atlanta	L	96-112	16-25
1/30/97	**Vancouver**	**W**	**100-94**	**17-25**
2/1/97	**Golden State**	**W**	**110-98**	**18-25**
2/4/97	**L.A. Lakers(A)**	**W**	**108-86**	**19-25**
2/11/97	**Boston**	**W**	**116-112**	**20-25**
2/13/97	at Sacramento	L	98-105	20-26
2/14/97	at Phoenix	L	93-110	20-27
2/18/97	**Dallas**	**W**	**87-69**	**21-27**
2/20/97	at Philadelphia	L	84-101	21-28
2/21/97	at Charlotte	L	96-114	21-29
2/23/97	**at Milwaukee**	**W**	**99-86**	**22-29**
2/25/97	**Philadelphia**	**W**	**98-93**	**23-29**
2/26/97	**at Vancouver**	**W**	**83-80**	**24-29**
2/28/97	**Toronto**	**W**	**94-92**	**25-29**

MARCH (6-11)

3/2/97	at Denver	L	*107-109	25-30
3/4/97	Houston	L	109-113	25-31
3/6/97	Orlando(A)	L	93-94	25-32
3/8/97	Detroit	L	85-91	25-33
3/10/97	**Golden State**	**W**	**112-106**	**26-33**
3/11/97	at Portland	L	105-109	26-34
3/13/97	Phoenix	L	96-112	26-35
3/14/97	**at L.A. Lakers**	**W**	**97-95**	**27-35**
3/16/97	Portland	L	94-106	27-36
3/18/97	**at Phoenix**	**W**	**121-111**	**28-36**
3/19/97	**Sacramento**	**W**	**108-98**	**29-36**
3/22/97	at Utah	L	94-107	29-37
3/23/97	**San Antonio**	**W**	**106-91**	**30-37**
3/25/97	**Vancouver**	**W**	***110-104**	**31-37**
3/27/97	at Atlanta	L	88-103	31-38
3/28/97	at Detroit	L	85-113	31-39
3/30/97	at Indiana	L	*96-103	31-40

APRIL (5-6)

4/1/97	at Miami	L	87-97	31-41
4/3/97	**at Orlando**	**W**	**113-94**	**32-41**
4/4/97	**at Boston**	**W**	**117-102**	**33-41**
4/6/97	**at New Jersey**	**W**	**103-96**	**34-41**
4/8/97	Houston	L	117-127	34-42
4/10/97	Minnesota	L	96-108	34-43
4/12/97	**Denver(A)**	**W**	**116-94**	**35-43**
4/14/97	**at Dallas**	**W**	**99-93**	**36-43**
4/15/97	at Houston	L	119-123	36-44
4/18/97	L.A. Lakers	L	95-123	36-45
4/19/97	at Seattle	L	100-125	36-46

** Indicates overtime (2-4)*
*** Indicates double overtime (1-1)*
***Bold** indicates wins*
(A) Indicates game played at Arrowhead Pond of Anaheim

1995-96 LOS ANGELES CLIPPERS

PLAYER	G	Min.	FG	FGA	Pct.	3FG	3FGA	Pct.	FT	FTA	Pct.	—Rebounds— Off.	Def.	Tot.	Ast.	PF	Dq.	STL	TO	Blk.	Pts.	AVG
Loy Vaught	80	2966	571	1087	.525	7	19	.368	149	205	.727	204	604	808	112	241	4	87	158	40	1298	16.2
Brian Williams	65	2157	416	766	.543	1	6	.167	196	267	.734	149	343	492	122	226	5	70	190	55	1029	15.8
Terry Dehere	82	2018	315	686	.459	139	316	.440	247	327	.755	41	102	143	350	239	2	54	191	16	1016	12.4
Pooh Richardson	63	2013	281	664	.423	94	245	.384	78	105	.743	35	123	158	340	134	0	77	95	13	734	11.7
Rodney Rogers	67	1950	306	641	.477	49	153	.320	113	180	.628	113	173	286	167	216	2	75	144	35	774	11.6
Malik Sealy	62	1601	272	655	.415	21	100	.210	147	184	.799	76	164	240	116	150	2	84	113	28	712	11.5
Brent Barry	79	1898	283	597	.474	123	296	.416	111	137	.810	38	130	168	230	196	2	95	120	22	800	10.1
Lamond Murray	77	1816	257	575	.447	37	116	.319	99	132	.750	89	157	246	84	151	0	61	108	25	650	8.4
Stanley Roberts	51	795	141	304	.464	0	0	—	74	133	.556	42	120	162	41	153	3	15	48	39	356	7.0
Eric Piatkowski	65	784	98	242	.405	38	114	.333	67	82	.817	40	63	103	48	83	0	24	45	10	301	4.6
Antonio Harvey (LAC)	37	411	44	129	.341	0	0	—	18	40	.450	42	64	106	6	38	0	13	26	26	106	2.9
Antonio Harvey (TOT)	55	821	83	224	.371	0	2	.000	38	83	.458	69	131	200	15	76	0	27	44	47	204	3.7
Charles "Bo" Outlaw	80	985	107	186	.575	0	3	.000	72	162	.444	87	113	200	50	127	0	44	45	91	286	3.6
Keith Tower	34	305	32	72	.444	0	1	.000	18	26	.692	22	29	51	5	50	1	4	16	11	82	2.4
Logan Vander Velden	15	31	3	14	.214	0	5	.000	3	4	.750	1	5	6	1	4	0	0	0	0	9	0.6

RECORD
29-53
Home 19-22, Road 10-31
7th place, Pacific Division

PLAYOFFS
None

CLIPPERS LEADERS
Scoring: Vaught (16.2)
Rebounding: Vaught (10.1)
Assists: Richardson (5.4)

HONORS
Brent Barry
1996 Slam Dunk Champion
1996 Rookie All-Star Game
All-Rookie Second Team
Brian Williams
All-Interview Team

HEAD COACH
Bill Fitch

ASSISTANT COACHES
Jim Brewer
Barry Hecker
Bob Ociepka

ATHLETIC TRAINER
Keith Jones

GAME-BY-GAME RESULTS

NOVEMBER (7-8)

11/3/95	**Phoenix**	**W**	**112-106**	**1-0**
11/5/95	at Sacramento	L	82-99	1-1
11/7/95	at Seattle(T)	L	108-127	1-2
11/8/95	Atlanta	L	92-100	1-3
11/10/95	**at Vancouver**	**W**	**98-91**	**2-3**
11/12/95	**Denver**	**W**	**108-103**	**3-3**
11/14/95	**at Golden State**	**W**	**118-106**	**4-3**
11/16/95	**Vancouver(A)**	**W**	**103-98**	**5-3**
11/17/95	**Dallas**	**W**	**101-90**	**6-3**
11/19/95	at L.A. Lakers	L	88-109	6-4
11/20/95	at Portland	L	94-113	6-5
11/22/95	**New Jersey**	**W**	**125-92**	**7-5**
11/25/95	San Antonio	L	91-100	7-6
11/28/95	at Houston	L	103-116	7-7
11/29/95	at San Antonio	L	86-105	7-8

DECEMBER (4-11)

12/2/95	Chicago(A)	L	98-104	7-9
12/5/95	Orlando	L	105-114	7-10
12/7/95	at Milwaukee	L	103-112	7-11
12/8/95	at Minnesota	L	94-112	7-12
12/10/95	at Indiana	L	104-111	7-13
12/12/95	at Cleveland	L	86-97	7-14
12/14/95	**Miami**	**W**	**89-84**	**8-14**
12/16/95	Charlotte	L	99-109	8-15
12/19/95	Washington	L	104-108	8-16
12/21/95	**Sacramento**	**W**	**103-96**	**9-16**
12/23/95	**at Denver**	**W**	**107-92**	**10-16**
12/26/95	at Atlanta	L	88-94	10-17
12/27/95	**at Charlotte**	**W**	**116-107**	**11-17**
12/29/95	at Orlando	L	98-122	11-18
12/30/95	at Miami	L	96-105	11-19

JANUARY (5-8)

1/3/96	Indiana	L	94-110	11-20
1/5/96	**Phoenix**	**W**	**94-88**	**12-20**
1/7/96	**at Vancouver**	**W**	**101-93**	**13-20**
1/9/96	**at Phoenix**	**W**	**105-100**	**14-20**
1/11/96	**Minnesota**	**W**	**109-89**	**15-20**
1/13/96	Houston	L	104-115	15-21
1/17/96	New York	L	81-92	15-22
1/19/96	L.A. Lakers	L	100-106	15-23
1/20/96	Utah(A)	L	82-106	15-24
1/25/96	**Denver**	**W**	**94-93**	**16-24**
1/27/96	Seattle(A)	L	87-96	16-25
1/30/96	at Dallas	L	101-105	16-26
1/31/96	at San Antonio	L	106-115	16-27

FEBRUARY (3-10)

2/2/96	at Utah	L	113-122	16-28
2/3/96	Toronto	L	*113-119	16-29
2/5/96	Golden State	L	124-128	16-30
2/7/96	Houston	L	102-110	16-31
2/8/96	at Denver	L	95-115	16-32
2/13/96	Boston	L	94-108	16-33
2/17/96	**Portland(A)**	**W**	**100-96**	**17-33**
2/20/96	at L.A. Lakers	L	104-121	17-34
2/21/96	L.A. Lakers	L	108-112	17-35
2/24/96	at Golden State	L	80-86	17-36
2/25/96	Seattle	L	101-106	17-37
2/27/96	**San Antonio(A)**	**W**	**95-90**	**18-37**
2/29/96	**Sacramento**	**W**	**122-110**	**19-37**

MARCH (8-8)

3/2/96	Detroit	L	103-107	19-38
3/5/96	**at New York**	**W**	**105-88**	**20-38**
3/6/96	at Boston	L	97-110	20-39
3/8/96	**at Washington**	**W**	**92-89**	**21-39**
3/10/96	**at Philadelphia**	**W**	**104-102**	**22-39**
3/11/96	at Detroit	L	90-100	22-40
3/14/96	**Dallas(A)**	**W**	**110-106**	**23-40**
3/15/96	at Portland	L	79-86	23-41
3/18/96	at Seattle(T)	L	101-104	23-42
3/20/96	**Minnesota**	**W**	**110-96**	**24-42**
3/22/96	**Philadelphia**	**W**	**107-93**	**25-42**
3/24/96	at Phoenix	L	92-103	25-43
3/26/96	**Milwaukee**	**W**	**103-97**	**26-43**
3/28/96	Cleveland	L	81-83	26-44
3/30/96	at Chicago	L	85-106	26-45
3/31/96	**at Minnesota**	**W**	**110-107**	**27-45**

APRIL (2-8)

4/2/96	at Toronto	L	*103-104	27-46
4/3/96	at New Jersey	L	94-100	27-47
4/6/96	at Dallas	L	96-101	27-48
4/8/96	**Portland**	**W**	**102-89**	**28-48**
4/11/96	Golden State(A)	L	101-111	28-49
4/13/96	**Utah**	**W**	**91-81**	**29-49**
4/14/96	at Sacramento	L	96-101	29-50
4/16/96	at Utah	L	85-108	29-51
4/18/96	at Houston	L	107-115	29-52
4/21/96	Vancouver	L	101-108	29-53

** Indicates overtime (0-2)*
***Bold** indicates wins*
(A) Indicates game played at Arrowhead Pond of Anaheim
(T) Indicates game played in Tacoma

1994-95 LOS ANGELES CLIPPERS

PLAYER	G	Min.	FG	FGA	Pct.	3FG	3FGA	Pct.	FT	FTA	Pct.	—Rebounds— Off.	Def.	Tot.	Ast.	PF	Dq.	STL	TO	Blk.	Pts.	AVG
Loy Vaught	80	2966	609	1185	.514	7	33	.212	176	248	.710	261	511	772	139	243	4	104	166	29	1401	17.5
Lamond Murray	81	2556	439	1093	.402	65	218	.298	199	264	.754	132	222	354	133	180	3	72	163	55	1142	14.1
Malik Sealy	60	1604	291	669	.435	22	73	.301	174	223	.780	77	137	214	107	173	2	72	83	25	778	13.0
Pooh Richardson	80	2864	353	897	.394	87	244	.357	81	125	.648	38	223	261	632	218	1	129	171	12	874	10.9
Terry Dehere	80	1774	279	685	.407	48	163	.294	229	292	.784	35	117	152	225	200	0	45	157	7	835	10.4
Tony Massenburg	80	2127	282	601	.469	0	3	.000	177	235	.753	160	295	455	67	253	2	48	118	58	741	9.3
Eric Piatkowski	81	1208	201	456	.441	74	198	.374	90	115	.783	63	70	133	77	150	1	37	63	15	566	7.0
Elmore Spencer	19	368	52	118	.441	0	1	.000	28	50	.560	11	54	65	25	62	0	14	48	23	132	6.9
Gary Grant	33	470	78	166	.470	4	16	.250	45	55	.818	8	27	35	93	66	0	29	44	3	205	6.2
Michael Smith	29	319	63	134	.470	1	8	.125	26	30	.867	13	43	56	20	41	0	6	18	2	153	5.3
Charles "Bo" Outlaw	81	1655	170	325	.523	0	5	.000	82	186	.441	121	192	313	84	227	4	90	78	151	422	5.2
Matt Fish	26	370	49	103	.476	0	1	.000	25	37	.676	32	52	84	17	70	1	16	28	7	123	4.7
Eric Riley	40	434	65	145	.448	0	1	.000	47	64	.734	45	67	112	11	78	1	17	31	35	177	4.4
Harold Ellis	69	656	91	189	.481	1	13	.077	69	117	.590	56	32	88	40	102	0	67	49	12	252	3.7
Randy Woods	62	495	37	117	.316	22	74	.297	28	38	.737	10	34	44	134	87	0	41	55	0	124	2.0
Bob Martin	1	14	1	5	.200	0	0	—	0	0	—	2	0	2	1	2	0	0	0	1	2	2.0

RECORD
17-65
Home 13-28, Road 4-37
7th place, Pacific Division

PLAYOFFS
None

CLIPPERS LEADERS
Scoring: Vaught (17.5)
Rebounding: Vaught (9.7)
Assists: Richardson (7.9)

HONORS
Bill Fitch
All-Interview Team
Lamond Murray
1995 Rookie All-Star Game

HEAD COACH
Bill Fitch

ASSISTANT COACHES
Jim Brewer
Barry Hecker
Bob Ociepka

ATHLETIC TRAINER
Keith Jones

GAME-BY-GAME RESULTS

NOVEMBER (0-13)

11/4/94	Portland(J)	L	100-121	0-1
11/5/94	at Portland(J)	L	95-112	0-2
11/10/94	Atlanta	L	91-108	0-3
11/12/94	Phoenix(A)	L	101-108	0-4
11/13/94	at Seattle	L	90-115	0-5
11/15/94	L.A. Lakers	L	92-102	0-6
11/17/94	at Charlotte	L	83-99	0-7
11/18/94	at Philadelphia	L	83-97	0-8
11/20/94	at New Jersey	L	97-98	0-9
11/22/94	Chicago	L	93-105	0-10
11/23/94	at Phoenix	L	109-140	0-11
11/25/94	New Jersey	L	102-107	0-12
11/29/94	at Golden State	L	*124-127	0-13

DECEMBER (4-12)

12/1/94	Indiana	L	84-93	0-14
12/3/94	Minnesota	L	95-103	0-15
12/5/94	Charlotte	L	83-115	0-16
12/7/94	**Milwaukee**	**W**	***96-94**	**1-16**
12/9/94	**at L.A. Lakers**	**W**	**109-84**	**2-16**
12/10/94	Seattle	L	**127-132	2-17
12/14/94	at Portland	L	73-121	2-18
12/15/94	**Golden State(A)**	**W**	**89-82**	**3-18**
12/17/94	Dallas(A)	L	87-106	3-19
12/20/94	at Seattle	L	79-110	3-20
12/21/94	Orlando	L	91-102	3-21
12/23/94	Washington	L	102-105	3-22
12/26/94	at Minnesota	L	81-82	3-23
12/27/94	**at Chicago**	**W**	**95-92**	**4-23**
12/29/94	at Miami	L	83-126	4-24
12/30/94	at Orlando	L	*105-116	4-25

JANUARY (3-12)

1/5/95	**Philadelphia**	**W**	**95-93**	**5-25**
1/7/95	San Antonio	L	88-103	5-26
1/10/95	at San Antonio	L	97-108	5-27
1/11/95	at Dallas	L	93-98	5-28
1/13/95	at Seattle	L	101-108	5-29
1/14/95	Phoenix	L	108-134	5-30
1/16/95	at L.A. Lakers	L	88-96	5-31
1/18/95	**Cleveland**	**W**	**92-83**	**6-31**
1/20/95	Portland	L	97-108	6-32
1/21/95	Sacramento(A)	L	86-92	6-33
1/23/95	at Cleveland	L	68-90	6-34
1/25/95	**at Boston**	**W**	**107-98**	**7-34**
1/26/95	at New York	L	74-87	7-35
1/28/95	at Washington	L	87-93	7-36
1/30/95	at Detroit	L	95-102	7-37

FEBRUARY (4-9)

2/3/95	at Golden State	L	89-106	7-38
2/4/95	L.A. Lakers	L	118-121	7-39
2/7/95	Utah	L	88-101	7-40
2/9/95	**Houston**	**W**	**122-107**	**8-40**
2/14/95	at Houston	L	104-124	8-41
2/17/95	**Boston**	**W**	****127-121**	**9-41**
2/18/95	at Sacramento	L	92-109	9-42
2/21/95	at Denver	L	80-118	9-43
2/22/95	at Utah	L	109-118	9-44
2/24/95	at Phoenix	L	106-118	9-45
2/25/95	**L.A. Lakers**	**W**	**83-81**	**10-45**
2/27/95	at Portland	L	83-96	10-46
2/28/95	**Phoenix**	**W**	**110-99**	**11-46**

MARCH (3-12)

3/2/95	Seattle(A)	L	88-116	11-47
3/4/95	Denver	L	89-101	11-48
3/6/95	**Minnesota**	**W**	**101-88**	**12-48**
3/8/95	at Golden State	L	107-120	12-49
3/10/95	**Golden State**	**W**	**121-102**	**13-49**
3/12/95	Sacramento	L	93-105	13-50
3/15/95	**Detroit**	**W**	**117-87**	**14-50**
3/17/95	Miami	L	98-120	14-51
3/19/95	at Minnesota	L	93-96	14-52
3/20/95	at Atlanta	L	102-106	14-53
3/22/95	at Indiana	L	103-107	14-54
3/23/95	at Milwaukee	L	93-104	14-55
3/25/95	New York	L	86-94	14-56
3/27/95	at Denver	L	104-113	14-57
3/30/95	Houston	L	96-108	14-58

APRIL (3-7)

4/1/95	**Utah(A)**	**W**	**116-98**	**15-58**
4/4/95	San Antonio	L	89-113	15-59
4/8/95	**at Sacramento**	**W**	***112-105**	**16-59**
4/11/95	Sacramento	L	85-117	16-60
4/13/95	Denver	L	103-125	16-61
4/15/95	at Utah	L	83-105	16-62
4/17/95	at Houston	L	111-121	16-63
4/18/95	at Dallas	L	91-104	16-64
4/21/95	at San Antonio	L	96-107	16-65
4/23/95	**Dallas**	**W**	**124-102**	**17-65**

** Indicates overtime (2-2)*
*** Indicates double overtime (1-1)*
***Bold** indicates wins*
(J) Indicates game played in Japan
(A) Indicates game played at Arrowhead Pond of Anaheim

1993-94 LOS ANGELES CLIPPERS

PLAYER	G	Min.	FG	FGA	Pct.	3FG	3FGA	Pct.	FT	FTA	Pct.	—Rebounds— Off.	Def.	Tot.	Ast.	PF	Dq.	STL	TO	Blk.	Pts.	AVG
Dominique Wilkins (LAC)	25	948	268	592	.453	24	97	.247	167	200	.835	63	113	176	55	39	0	29	52	8	727	29.1
Dominique Wilkins (TOT)	74	2635	698	1588	.440	85	295	.288	442	522	.847	182	299	481	169	126	0	92	172	30	1923	26.0
Danny Manning	42	1595	409	829	.493	2	14	.143	174	258	.674	82	214	296	176	167	2	53	147	57	994	23.7
Ron Harper	75	2856	569	1335	.426	71	236	.301	299	418	.715	129	331	460	344	167	0	144	242	54	1508	20.1
Loy Vaught	75	2118	373	695	.537	0	5	.000	131	182	.720	218	438	656	74	221	5	76	96	22	877	11.7
Mark Jackson	79	2711	331	732	.452	36	127	.283	167	211	.791	107	241	348	678	115	0	120	232	6	865	10.9
Mark Aguirre	39	859	163	348	.468	37	93	.398	50	72	.694	28	88	116	104	98	2	21	70	8	403	10.3
Elmore Spencer	76	1930	288	540	.533	0	2	.000	97	162	.599	96	319	415	75	208	3	30	168	127	673	8.9
Harold Ellis	49	923	159	292	.545	0	4	.000	106	149	.711	94	59	153	31	97	0	73	43	2	424	8.7
Gary Grant	78	1533	253	563	.449	17	62	.274	65	76	.855	42	100	142	291	139	1	119	136	12	588	7.5
Stanley Roberts	14	350	43	100	.430	0	0	—	18	44	.409	27	66	93	11	54	2	6	24	25	104	7.4
Charles "Bo" Outlaw	37	871	98	167	.587	0	2	.000	61	103	.592	81	131	212	36	94	1	36	31	37	257	6.9
John Williams	34	725	81	188	.431	5	20	.250	24	36	.667	37	90	127	97	85	1	25	35	10	191	5.6
Terry Dehere	64	759	129	342	.377	23	57	.404	61	81	.753	25	43	68	78	69	0	28	61	3	342	5.3
Tom Tolbert	49	640	74	177	.418	6	16	.375	33	45	.733	36	72	108	30	61	0	13	39	15	187	3.8
Randy Woods	40	352	49	133	.368	27	78	.346	20	35	.571	13	16	29	71	40	0	24	34	2	145	3.6
Henry James	12	75	16	42	.381	4	18	.222	5	5	1.000	6	8	14	1	9	0	2	2	0	41	3.4
Bob Martin	53	535	40	88	.455	0	0	—	31	51	.608	36	81	117	17	106	1	8	29	33	111	2.1

RECORD
27-55
Home 17-24, Road 10-31
7th place, Pacific Division

PLAYOFFS
None

CLIPPERS LEADERS
Scoring: Harper (20.1)
Rebounding: Vaught (8.7)
Assists: Jackson (8.6)

HONORS
Ron Harper
Player of the Week (1/30/94)
Danny Manning
1994 All-Star Game
Dominique Wilkins
All-NBA Third Team
All-Interview Team

HEAD COACH
Bob Weiss

ASSISTANT COACHES
Johnny Davis
Bob Ociepka
Dave Wohl

ATHLETIC TRAINER
Keith Jones

GAME-BY-GAME RESULTS

NOVEMBER (6-6)				
11/5/93	**Portland**	**W**	**97-95**	**1-0**
11/7/93	**at Denver**	**L**	**97-99**	**1-1**
11/9/93	Phoenix	L	99-114	1-2
11/11/93	**Detroit**	**W**	**111-99**	**2-2**
11/13/93	**San Antonio**	**W**	**92-90**	**3-2**
11/16/93	at L.A. Lakers	L	**114-116	3-3
11/18/93	**Dallas**	**W**	**88-84**	**4-3**
11/20/93	at Houston	L	86-108	4-4
11/22/93	at San Antonio	L	98-110	4-5
11/23/93	**at Dallas**	**W**	**105-98**	**5-5**
11/27/93	Houston	L	80-82	5-6
11/29/93	**New Jersey**	**W**	**118-94**	**6-6**
DECEMBER (5-10)				
12/1/93	Indiana	L	100-120	6-7
12/4/93	L.A. Lakers	L	102-109	6-8
12/7/93	at Chicago	L	111-115	6-9
12/8/93	**at Milwaukee**	**W**	**100-97**	**7-9**
12/10/93	at Minnesota	L	108-109	7-10
12/12/93	**at Sacramento**	**W**	**112-102**	**8-10**
12/15/93	**Orlando**	**W**	**110-109**	**9-10**
12/17/93	Minnesota	L	90-105	9-11
12/18/93	at Phoenix	L	109-116	9-12
12/20/93	Milwaukee	L	92-105	9-13
12/22/93	**Washington**	**W**	**109-92**	**10-13**
12/23/93	at Golden State	L	95-141	10-14
12/27/93	**Philadelphia**	**W**	**96-86**	**11-14**
12/29/93	at Portland	L	98-114	11-15
12/30/93	Boston	L	111-119	11-16
JANUARY (4-10)				
1/5/94	Seattle	L	98-106	11-17
1/7/94	at L.A. Lakers	L	108-111	11-18
1/8/94	Miami	L	90-109	11-19
1/11/94	at New York	L	77-98	11-20
1/12/94	at Philadelphia	L	98-117	11-21
1/14/94	**at Boston**	**W**	**102-95**	**12-21**
1/15/94	at Washington	L	109-118	12-22
1/18/94	**at Miami**	**W**	**126-124**	**13-22**
1/19/94	**at Orlando**	**L**	**96-108**	**13-23**
1/21/94	Cleveland#	L	90-106	13-24
1/25/94	**at Seattle**	**W**	**111-103**	**14-24**
1/27/94	New York#	L	101-103	14-25
1/29/94	**Minnesota**	**W**	**103-93**	**15-25**
1/31/94	Golden State	L	96-110	15-26
FEBRUARY (3-9)				
2/1/94	at Phoenix	L	106-108	15-27
2/5/94	**Sacramento**	**W**	**122-110**	**16-27**
2/8/94	Chicago	L	89-118	16-28
2/9/94	at Sacramento	L	95-105	16-29
2/15/94	**at L.A. Lakers**	**W**	**100-89**	**17-29**
2/16/94	Utah	L	99-103	17-30
2/18/94	Atlanta	L	91-97	17-31
2/19/94	at Utah	L	93-100	17-32
2/22/94	at Portland	L	117-120	17-33
2/23/94	Portland	L	112-121	17-34
2/25/94	**Sacramento**	**W**	**121-111**	**18-34**
2/27/94	Seattle	L	118-122	18-35
MARCH (7-10)				
3/1/94	at Golden State	L	109-114	18-36
3/2/94	**Charlotte**	**W**	**118-109**	**19-36**
3/4/94	at San Antonio	L	113-121	19-37
3/5/94	at Houston	L	107-124	19-38
3/8/94	**at Dallas**	**W**	**116-110**	**20-38**
3/11/94	**Dallas**	**W**	**106-96**	**21-38**
3/13/94	**Golden State**	**W**	***120-117**	**22-38**
3/15/94	**Utah**	**W**	**108-105**	**23-38**
3/17/94	Denver	L	99-102	23-39
3/20/94	**Portland**	**W**	**114-110**	**24-39**
3/22/94	at New Jersey	L	102-105	24-40
3/23/94	at Detroit	L	107-111	24-41
3/25/94	**at Atlanta**	**W**	**97-94**	**25-41**
3/26/94	at Charlotte	L	109-121	25-42
3/28/94	at Indiana	L	93-126	25-43
3/29/94	at Cleveland	L	96-106	25-44
3/31/94	Phoenix	L	102-117	25-45
APRIL (2-10)				
4/3/94	Houston	L	98-106	25-46
4/5/94	**at Denver**	**W**	**92-91**	**26-46**
4/6/94	at Minnesota	L	100-110	26-47
4/9/94	at Utah	L	104-128	26-48
4/11/94	at Sacramento	L	97-118	26-49
4/12/94	Seattle	L	101-116	26-50
4/14/94	at Seattle	L	101-150	26-51
4/16/94	**L.A. Lakers**	**W**	**108-103**	**27-51**
4/18/94	Golden State	L	*131-134	27-52
4/20/94	Denver	L	85-100	27-53
4/22/94	at Phoenix	L	121-127	27-54
4/24/94	San Antonio	L	97-112	27-55

** Indicates overtime (1-1)*
*** Indicates double overtime (0-1)*
***Bold** indicates wins*
 # Indicates due to the Northridge Earthquake (1/17/94), the 1/21/94 game vs. Cleveland was played at the Great Western Forum and the 1/27/94 game vs. New York was played at the Arrowhead Pond of Anaheim.

1992-93 LOS ANGELES CLIPPERS

PLAYER	G	Min.	FG	FGA	Pct.	3FG	3FGA	Pct.	FT	FTA	Pct.	—Rebounds— Off.	Def.	Tot.	Ast.	PF	Dq.	STL	TO	Blk.	Pts.	AVG
Danny Manning	79	2761	702	1379	.509	8	30	.267	388	484	.802	198	322	520	207	323	8	108	230	101	1800	22.8
Ron Harper	80	2970	542	1203	.451	52	186	.280	307	399	.769	117	308	425	360	212	1	177	222	73	1443	18.0
Ken Norman	76	2477	498	975	.511	10	38	.263	131	220	.595	209	362	571	165	156	0	59	125	58	1137	15.0
Mark Jackson	82	3117	459	945	.486	22	82	.268	241	300	.803	129	259	388	724	158	0	136	220	12	1181	14.4
Stanley Roberts	77	1816	375	711	.527	0	0	—	120	246	.488	181	297	478	59	332	15	34	121	141	870	11.3
Loy Vaught	79	1653	313	616	.508	1	4	.250	116	155	.748	164	328	492	54	172	2	55	83	39	743	9.4
John Williams	74	1638	205	477	.430	12	53	.226	70	129	.543	88	228	316	142	188	1	83	79	23	492	6.6
Gary Grant	74	1624	210	476	.441	11	42	.262	55	74	.743	27	112	139	353	168	2	106	129	9	486	6.6
Kiki Vandeweghe	41	494	92	203	.453	12	37	.324	58	66	.879	12	36	48	25	45	0	13	20	7	254	6.2
Jaren Jackson	34	350	53	128	.414	2	5	.400	23	27	.852	19	20	39	35	45	1	19	17	5	131	3.9
Elmore Spencer	44	280	44	82	.537	0	0	—	16	32	.500	17	45	62	8	54	0	8	26	18	104	2.4
Lester Conner	31	422	28	62	.452	0	0	—	18	19	.947	16	33	49	65	39	0	34	21	4	74	2.4
Randy Woods	41	174	23	66	.348	3	14	.214	19	26	.731	6	8	14	40	26	0	14	16	1	68	1.7
Alex Stivrins	1	1	0	1	.000	0	0	—	0	0	—	0	0	0	0	0	0	0	0	0	0	0.0
Duane Washington	4	28	0	5	.000	0	0	—	0	0	—	0	2	2	5	2	0	1	2	0	0	0.0

RECORD
41-41
Home 27-14, Road 14-27
4th place, Pacific Division

PLAYOFFS
Western Conf. 1st round
vs. Houston (2-3)

CLIPPERS LEADERS
Scoring: Manning (22.8)
Rebounding: Norman (7.5)
Assists: Jackson (8.8)

HONORS
Danny Manning
1993 All-Star Game

HEAD COACH
Larry Brown

ASSISTANT COACHES
R.C. Buford
John Hammond
Quin Snyder

ATHLETIC TRAINER
Keith Jones

GAME-BY-GAME RESULTS

NOVEMBER (7-6)				
11/6/92	L.A. Lakers	L	*112-114	0-1
11/7/92	at Phoenix	L	105-111	0-2
11/10/92	at Sacramento	L	97-99	0-3
11/11/92	**Sacramento**	**W**	**109-101**	**1-3**
11/13/92	**at L.A. Lakers**	**W**	**124-98**	**2-3**
11/14/92	at Utah	L	104-124	2-4
11/17/92	**Detroit**	**W**	***115-106**	**3-4**
11/19/92	**New York**	**W**	**101-91**	**4-4**
11/21/92	**Phoenix**	**W**	**111-107**	**5-4**
11/24/92	at Houston	L	83-88	5-5
11/25/92	**at Dallas**	**W**	**130-112**	**6-5**
11/27/92	Denver	L	106-109	6-6
11/28/92	**at Denver**	**W**	**121-119**	**7-6**
DECEMBER (8-6)				
12/3/92	**Orlando**	**W**	**122-104**	**8-6**
12/5/92	**Charlotte**	**W**	**119-109**	**9-6**
12/8/92	**at Cleveland**	**W**	**115-106**	**10-6**
12/10/92	at New Jersey	L	105-111	10-7
12/11/92	**at Philadelphia**	**W**	**125-110**	**11-7**
12/13/92	**Indiana**	**W**	**112-101**	**12-7**
12/15/92	at Golden State	L	90-109	12-8
12/16/92	Golden State	L	*114-116	12-9
12/18/92	**Minnesota**	**W**	**103-95**	**13-9**
12/19/92	at Seattle	L	101-121	13-10
12/22/92	**Dallas**	**W**	**108-94**	**14-10**
12/25/92	San Antonio	L	94-103	14-11
12/27/92	Philadelphia	L	106-110	14-12
12/30/92	**Boston**	**W**	**105-99**	**15-12**
JANUARY (7-8)				
1/2/93	**at New York**	**W**	***98-97**	**16-12**
1/3/93	at Boston	L	112-120	16-13
1/5/93	at Indiana	L	106-114	16-14
1/6/93	at Detroit	L	103-110	16-15
1/8/93	at Charlotte	L	101-115	16-16
1/10/93	**at Milwaukee**	**W**	**104-99**	**17-16**
1/12/93	Houston	L	103-113	17-17
1/14/93	**L.A. Lakers**	**W**	**105-102**	**18-17**
1/15/93	at Seattle	L	104-123	18-18
1/18/93	**at Minnesota**	**W**	**94-93**	**19-18**
1/22/93	Cleveland	L	92-100	19-19
1/24/93	**Seattle**	**W**	**116-95**	**20-19**
1/27/93	**Utah**	**W**	**107-97**	**21-19**
1/29/93	**at Golden State**	**W**	**106-105**	**22-19**
1/30/93	at Utah	L	105-113	22-20
FEBRUARY (6-6)				
2/2/93	**Phoenix**	**W**	**112-108**	**23-20**
2/4/93	Chicago	L	*105-107	23-21
2/6/93	**Sacramento**	**W**	**119-110**	**24-21**
2/9/93	at San Antonio	L	97-112	24-22
2/10/93	at Phoenix	L	100-122	24-23
2/12/93	Portland	L	104-111	24-24
2/14/93	**at Portland**	**W**	**96-86**	**25-24**
2/15/93	San Antonio	L	99-102	25-25
2/18/93	**Washington**	**W**	**108-95**	**26-25**
2/23/93	**Sacramento**	**W**	**123-116**	**27-25**
2/26/93	**at Golden State**	**W**	**106-98**	**28-25**
2/28/93	at L.A. Lakers	L	112-124	28-26
MARCH (6-10)				
3/2/93	Houston	L	83-99	28-27
3/4/93	**at Washington**	**W**	**117-98**	**29-27**
3/5/93	at Miami	L	105-109	29-28
3/7/93	at Orlando	L	95-112	29-29
3/8/93	at Atlanta	L	113-121	29-30
3/10/93	New Jersey	L	98-109	29-31
3/12/93	**Minnesota**	**W**	**117-93**	**30-31**
3/14/93	**at Minnesota**	**W**	**124-107**	**31-31**
3/15/93	at Chicago	L	94-101	31-32
3/18/93	Miami	L	117-133	31-33
3/20/93	**Utah**	**W**	**107-100**	**32-33**
3/23/93	at Sacramento	L	104-121	32-34
3/24/93	**Milwaukee**	**W**	**116-105**	**33-34**
3/26/93	at Portland	L	110-122	33-35
3/27/93	at Seattle	L	108-112	33-36
3/30/93	**L.A. Lakers**	**W**	**101-93**	**34-36**
APRIL (7-5)				
4/2/93	**Atlanta**	**W**	**111-99**	**35-36**
4/4/93	**Dallas**	**W**	**119-115**	**36-36**
4/6/93	at Houston	L	101-114	36-37
4/8/93	at San Antonio	L	108-112	36-38
4/10/93	**Denver**	**W**	**118-101**	**37-38**
4/12/93	**Phoenix**	**W**	**111-104**	**38-38**
4/13/93	at Portland	L	99-101	38-39
4/16/93	**Golden State**	**W**	**122-115**	**39-39**
4/18/93	at Denver	L	83-94	39-40
4/20/93	**at Dallas**	**W**	**107-98**	**40-40**
4/22/93	Seattle	L	98-100	40-41
4/25/93	**Portland**	**W**	**123-112**	**41-41**

** Indicates overtime (2-3)*
***Bold** indicates wins*

1991-92 LOS ANGELES CLIPPERS

PLAYER	G	Min.	FG	FGA	Pct.	3FG	3FGA	Pct.	FT	FTA	Pct.	—Rebounds— Off.	Def.	Tot.	Ast.	PF	Dq.	STL	TO	Blk.	Pts.	AVG
Danny Manning	82	2904	650	1199	.542	0	5	.000	279	385	.725	229	335	564	285	293	5	135	210	122	1579	19.3
Ron Harper	82	3144	569	1292	.440	64	211	.303	293	398	.736	120	327	447	417	199	0	152	252	72	1495	18.2
Charles Smith	49	1310	251	539	.466	0	6	.000	212	270	.785	95	206	301	56	159	2	41	69	98	714	14.6
Ken Norman	77	2009	402	821	.490	4	28	.143	121	226	.535	158	290	448	125	145	0	53	100	66	929	12.1
Doc Rivers	59	1657	226	533	.424	26	92	.283	163	196	.832	23	124	147	233	166	2	111	92	19	641	10.9
James Edwards	72	1437	250	538	.465	0	1	.000	198	271	.731	55	147	202	53	236	1	24	72	33	698	9.7
Olden Polynice	76	1834	244	470	.519	0	1	.000	125	201	.622	195	341	536	46	165	0	45	83	20	613	8.1
Gary Grant	78	2049	275	595	.462	15	51	.294	44	54	.815	34	150	184	538	181	4	138	187	14	609	7.8
Loy Vaught	79	1687	271	551	.492	4	5	.800	55	69	.797	160	352	512	71	165	1	37	66	31	601	7.6
Danny Young (LAC)	44	889	84	215	.391	20	60	.333	47	53	.887	16	50	66	152	47	0	40	42	4	235	5.3
Danny Young (TOT)	62	1023	100	255	.392	23	70	.329	57	67	.851	16	59	75	172	53	0	46	47	4	280	4.5
Tony Brown	22	254	39	89	.438	7	22	.318	18	29	.621	9	19	28	16	31	0	12	14	1	103	4.7
Bo Kimble	34	277	44	111	.396	4	13	.308	20	31	.645	13	19	32	17	37	0	10	15	6	112	3.3
Tharon Mayes (LAC)	3	40	2	5	.400	1	2	.500	4	6	.667	0	1	1	3	9	0	2	3	1	9	3.0
Tharon Mayes (TOT)	24	255	30	99	.303	15	41	.366	24	36	.667	3	13	16	35	41	0	16	31	2	99	4.1
David Rivers	15	122	10	30	.333	0	1	.000	10	11	.909	10	9	19	21	14	0	7	17	1	30	2.0
Lanard Copeland	10	48	7	23	.304	0	2	.000	2	2	1.000	1	6	7	5	5	0	2	4	0	16	1.6
LeRon Ellis	29	103	17	50	.340	0	0	—	9	19	.474	12	12	24	1	11	0	6	11	9	43	1.5
Elliot Perry	10	66	6	15	.400	0	2	.000	1	2	.500	2	5	7	14	10	0	9	13	1	13	1.3

RECORD
45-37
Home 29-12, Road 16-25
5th place, Pacific Division

PLAYOFFS
Western Conf. 1st round
vs. Utah (2-3)

CLIPPERS LEADERS
Scoring: Manning (19.3)
Rebounding: Polynice (7.0)
Assists: Grant (6.9)

HONORS
Larry Brown
Coach of the Month (3/92)
Danny Manning
Player of the Week (3/1/92)
Doc Rivers
All-Interview Team

HEAD COACH
Mike Schuler (21-24)
Mack Calvin (1-1)
Larry Brown (23-12)

ASSISTANT COACHES
Mack Calvin
John Hammond

ATHLETIC TRAINER
Keith Jones

GAME-BY-GAME RESULTS

NOVEMBER (7-10)

11/1/91	at Sacramento	L	90-94	0-1
11/2/91	**Cleveland**	**W**	**106-105**	**1-1**
11/5/91	**at L.A. Lakers**	**W**	***114-109**	**2-1**
11/6/91	**Phoenix**	**W**	**111-87**	**3-1**
11/8/91	**Denver**	**W**	**106-82**	**4-1**
11/9/91	at Utah	L	84-101	4-2
11/11/91	**Indiana**	**W**	**106-97**	**5-2**
11/13/91	at San Antonio	L	93-107	5-3
11/14/91	at Dallas	L	88-95	5-4
11/16/91	Golden State	L	105-123	5-5
11/19/91	at Portland	L	112-132	5-6
11/21/91	Portland	L	91-106	5-7
11/22/91	at Phoenix	L	97-105	5-8
11/24/91	**Seattle**	**W**	**89-86**	**6-8**
11/26/91	Chicago	L	79-116	6-9
11/29/91	Washington	L	94-101	6-10
11/30/91	**Charlotte**	**W**	**130-112**	**7-10**

DECEMBER (9-5)

12/4/91	**San Antonio**	**W**	**92-81**	**8-10**
12/6/91	**at Denver**	**W**	***102-100**	**9-10**
12/7/91	**Minnesota**	**W**	**101-87**	**10-10**
12/10/91	**at Golden State**	**W**	**127-117**	**11-10**
12/11/91	**Detroit**	**W**	**101-96**	**12-10**
12/13/91	**Utah**	**W**	***102-101**	**13-10**
12/15/91	**Orlando**	**W**	**119-104**	**14-10**
12/17/91	at Seattle	L	99-116	14-11
12/18/91	Golden State	L	100-104	14-12
12/21/91	**at Minnesota**	**W**	**100-87**	**15-12**
12/25/91	L.A. Lakers	L	75-85	15-13
12/26/91	at Utah	L	115-123	15-14
12/28/91	**Philadelphia**	**W**	**102-95**	**16-14**
12/30/91	Boston	L	86-97	16-15

JANUARY (4-9)

1/2/92	**at Charlotte**	**W**	***109-102**	**17-15**
1/4/92	at Atlanta	L	95-97	17-16
1/6/92	at New Jersey	L	90-105	17-17
1/8/92	**at Indiana**	**W**	**104-102**	**18-17**
1/10/92	at Philadelphia	L	90-102	18-18
1/11/92	at Washington	L	96-107	18-19
1/13/92	**Seattle**	**W**	**98-94**	**19-19**
1/16/92	at Seattle	L	98-101	19-20
1/17/92	**Atlanta**	**W**	***111-107**	**20-20**
1/21/92	at San Antonio	L	100-114	20-21
1/23/92	at Houston	L	96-109	20-22
1/25/92	New York	L	93-100	20-23
1/31/92	at Sacramento	L	109-112	20-24

FEBRUARY (8-4)

2/1/92	**New Jersey**	**W**	**99-88**	**21-24**
2/4/92	**Dallas**	**W**	**97-80**	**22-24**
2/5/92	at L.A. Lakers	L	95-100	22-25
2/12/92	**Houston**	**W**	**97-95**	**23-25**
2/14/92	**Phoenix**	**W**	**104-97**	**24-25**
2/16/92	**at Portland**	**W**	**107-106**	**25-25**
2/17/92	**San Antonio**	**W**	**124-110**	**26-25**
2/19/92	**L.A. Lakers**	**W**	**125-94**	**27-25**
2/21/92	Portland	L	116-123	27-26
2/22/92	at Phoenix	L	112-130	27-27
2/25/92	Utah	L	101-106	27-28
2/28/92	**Miami**	**W**	**108-92**	**28-28**

MARCH (12-4)

3/1/92	**at Orlando**	**W**	**101-96**	**29-28**
3/3/92	**at Miami**	**W**	**117-116**	**30-28**
3/5/92	at New York	L	91-101	30-29
3/6/92	at Boston	L	100-117	30-30
3/8/92	**Golden State**	**W**	**97-96**	**31-30**
3/10/92	**at Sacramento**	**W**	**120-109**	**32-30**
3/11/92	Seattle	L	96-104	32-31
3/13/92	**Dallas**	**W**	**105-97**	**33-31**
3/15/92	**Sacramento**	**W**	**131-105**	**34-31**
3/17/92	at Houston	L	92-100	34-32
3/18/92	**at Dallas**	**W**	**117-86**	**35-32**
3/20/92	**at Phoenix**	**W**	**114-101**	**36-32**
3/21/92	**at Denver**	**W**	**114-87**	**37-32**
3/26/92	**Houston**	**W**	**109-95**	**38-32**
3/28/92	**Milwaukee**	**W**	**103-95**	**39-32**
3/31/92	**at Detroit**	**W**	**97-81**	**40-32**

APRIL (5-5)

4/2/92	at Cleveland	L	98-115	40-33
4/3/92	at Chicago	L	103-114	40-34
4/5/92	**at Milwaukee**	**W**	**97-96**	**41-34**
4/7/92	**at Minnesota**	**W**	**115-108**	**42-34**
4/9/92	**Portland**	**W**	**106-100**	**43-34**
4/11/92	**Denver**	**W**	**122-88**	**44-34**
4/14/92	Sacramento	L	97-103	44-35
4/16/92	**Minnesota**	**W**	**96-93**	**45-35**
4/17/92	at Golden State	L	104-116	45-36
4/19/92	at L.A. Lakers	L	*108-109	45-37

** Indicates overtime (5-1)*
***Bold** indicates wins*

1990-91 LOS ANGELES CLIPPERS

PLAYER	G	Min.	FG	FGA	Pct.	3FG	3FGA	Pct.	FT	FTA	Pct.	—Rebounds— Off.	Def.	Tot.	Ast.	PF	Dq.	STL	TO	Blk.	Pts.	AVG
Charles Smith	74	2703	548	1168	.469	0	7	.000	384	484	.793	216	392	608	134	267	4	81	165	145	1480	20.0
Ron Harper	39	1383	285	729	.391	48	148	.324	145	217	.668	58	130	188	209	111	0	66	129	35	763	19.6
Ken Norman	70	2309	520	1037	.501	6	32	.188	173	275	.629	177	320	497	159	192	0	63	139	63	1219	17.4
Danny Manning	73	2197	470	905	.519	0	3	.000	219	306	.716	169	257	426	196	281	5	117	188	62	1159	15.9
Benoit Benjamin	39	1337	229	465	.492	0	0	—	123	169	.728	95	374	469	74	110	1	26	138	91	581	14.9
Olden Polynice (LAC)	31	1132	151	261	.579	0	1	.000	79	138	.572	106	177	283	26	98	1	17	35	13	381	12.3
Olden Polynice (TOT)	79	2092	316	564	.560	0	1	.000	146	252	.579	220	333	553	42	192	1	43	88	32	778	9.8
Gary Grant	68	2105	265	587	.451	9	39	.231	51	74	.689	69	140	209	587	192	4	103	210	12	590	8.7
Winston Garland	69	1702	221	519	.426	4	26	.154	118	157	.752	46	152	198	317	189	3	97	116	10	564	8.2
Jeff Martin	74	1334	214	507	.422	27	88	.307	68	100	.680	53	78	131	65	104	0	37	49	31	523	7.1
Bo Kimble	62	1004	159	418	.380	19	65	.292	92	119	.773	42	77	119	76	158	2	30	77	8	429	6.9
Loy Vaught	73	1178	175	359	.487	0	2	.000	49	74	.662	124	225	349	40	135	2	20	49	23	399	5.5
Tom Garrick	67	949	100	236	.424	0	22	.000	60	79	.759	40	87	127	223	101	0	62	66	2	260	3.9
Ken Bannister	47	339	43	81	.531	0	1	.000	25	65	.385	34	62	96	9	73	0	5	25	7	111	2.4
Greg Butler	9	37	5	19	.263	0	0	—	4	6	.667	8	8	16	1	9	0	0	4	0	14	1.6
Cedric Ball	7	26	3	8	.375	0	0	—	2	2	1.000	5	6	11	0	5	0	0	2	2	8	1.1
Mike Smrek (LAC)	10	70	3	16	.188	0	0	—	4	8	.500	4	15	19	3	18	1	1	1	3	10	1.0
Mike Smrek (TOT)	15	95	9	27	.333	0	0	—	6	12	.500	7	19	26	4	27	1	3	3	3	24	1.6

RECORD
31-51
Home 23-18, Road 8-33
6th place, Pacific Division

PLAYOFFS
None

CLIPPERS LEADERS
Scoring: Smith (20.0)
Rebounding: Smith (8.2)
Assists: Grant (8.6)

HONORS
None

HEAD COACH
Mike Schuler

ASSISTANT COACHES
Mack Calvin
Alvin Gentry
John Hammond

ATHLETIC TRAINER
Keith Jones

GAME-BY-GAME RESULTS

NOVEMBER (6-8)

11/2/90	**Sacramento**	**W**	**90-80**	**1-0**
11/4/90	**Golden State**	**W**	**109-107**	**2-0**
11/6/90	at Golden State	L	109-130	2-1
11/7/90	Detroit	L	83-110	2-2
11/10/90	Atlanta	L	94-112	2-3
11/11/90	at Portland	L	107-138	2-4
11/14/90	**Phoenix**	**W**	**108-102**	**3-4**
11/16/90	at Phoenix	L	*110-121	3-5
11/18/90	**Seattle**	**W**	**78-65**	**4-5**
11/21/90	**New Jersey**	**W**	**99-90**	**5-5**
11/23/90	Chicago	L	97-105	5-6
11/25/90	**Orlando**	**W**	**119-91**	**6-6**
11/27/90	at Houston	L	102-107	6-7
11/28/90	at Dallas	L	88-107	6-8

DECEMBER (5-10)

12/1/90	**at Denver**	**W**	**137-121**	**7-8**
12/2/90	**Minnesota**	**W**	**102-77**	**8-8**
12/5/90	**Dallas**	**W**	**93-89**	**9-8**
12/8/90	Utah	L	95-105	9-9
12/11/90	at Minnesota	L	95-101	9-10
12/12/90	**at Cleveland**	**W**	**100-90**	**10-10**
12/14/90	at Chicago	L	88-128	10-11
12/15/90	at Milwaukee	L	92-98	10-12
12/18/90	at Philadelphia	L	99-110	10-13
12/19/90	at New Jersey	L	105-118	10-14
12/21/90	Portland	L	107-117	10-15
12/23/90	**Sacramento**	**W**	**109-99**	**11-15**
12/26/90	L.A. Lakers	L	99-108	11-16
12/29/90	at Utah	L	102-131	11-17
12/30/90	Miami	L	97-112	11-18

JANUARY (4-11)

1/2/91	at Atlanta	L	107-120	11-19
1/3/91	at Orlando	L	108-110	11-20
1/5/91	at Charlotte	L	103-111	11-21
1/6/91	at New York	L	90-99	11-22
1/8/91	**at Indiana**	**W**	**122-107**	**12-22**
1/10/91	at Washington	L	110-122	12-23
1/11/91	at Boston	L	107-109	12-24
1/14/91	**Houston**	**W**	***130-126**	**13-24**
1/16/91	Washington	L	99-101	13-25
1/18/91	**at Dallas**	**W**	***119-112**	**14-25**
1/19/91	at Houston	L	96-107	14-26
1/22/91	at San Antonio	L	100-106	14-27
1/26/91	**Milwaukee**	**W**	**99-98**	**15-27**
1/29/91	New York	L	*107-108	15-28
1/31/91	at Golden State	L	119-135	15-29

FEBRUARY (4-7)

2/1/91	L.A. Lakers	L	92-106	15-30
2/5/91	at L.A. Lakers	L	102-116	15-31
2/6/91	at Seattle(T)	L	104-107	15-32
2/12/91	at Sacramento	L	101-103	15-33
2/15/91	**Minnesota**	**W**	**124-107**	**16-33**
2/17/91	Philadelphia	L	104-114	16-34
2/20/91	Phoenix	L	93-113	16-35
2/22/91	**San Antonio**	**W**	**107-101**	**17-35**
2/24/91	**Denver**	**W**	**129-112**	**18-35**
2/26/91	at Seattle	L	81-93	18-36
2/28/91	**Houston**	**W**	**83-80**	**19-36**

MARCH (9-8)

3/2/91	**at Minnesota**	**W**	**104-102**	**20-36**
3/3/91	at Detroit	L	98-107	20-37
3/5/91	at Miami	L	113-116	20-38
3/6/91	at Orlando	L	86-89	20-39
3/8/91	Boston	L	98-104	20-40
3/10/91	Cleveland	L	93-98	20-41
3/12/91	**at Denver**	**W**	***126-123**	**21-41**
3/13/91	**San Antonio**	**W**	**97-93**	**22-41**
3/15/91	Indiana	L	109-121	22-42
3/17/91	**at Portland**	**W**	**107-97**	**23-42**
3/19/91	at L.A. Lakers	L	105-119	23-43
3/20/91	Portland	L	96-100	23-44
3/22/91	**Charlotte**	**W**	**106-100**	**24-44**
3/23/91	**at Golden State**	**W**	**107-104**	**25-44**
3/25/91	**Phoenix**	**W**	**106-94**	**26-44**
3/27/91	**Utah**	**W**	**95-89**	**27-44**
3/29/91	**Dallas**	**W**	**105-96**	**28-44**

APRIL (3-7)

4/3/91	at Utah	L	97-99	28-45
4/5/91	**Seattle**	**W**	**109-90**	**29-45**
4/7/91	**Sacramento**	**W**	**119-109**	**30-45**
4/9/91	Orlando	L	100-110	30-46
4/10/91	at Seattle(T)	L	108-140	30-47
4/12/91	**Denver**	**W**	**146-130**	**31-47**
4/16/91	at San Antonio	L	98-128	31-48
4/17/91	at Phoenix	L	100-105	31-49
4/19/91	Golden State	L	113-114	31-50
4/21/91	at Sacramento	L	101-105	31-51

** Indicates overtime (3-2)*
***Bold** indicates wins*
(T) Indicates game played in Tacoma

1989-90 LOS ANGELES CLIPPERS

PLAYER	G	Min.	FG	FGA	Pct.	3FG	3FGA	Pct.	FT	FTA	Pct.	—Rebounds— Off.	Def.	Tot.	Ast.	PF	Dq.	STL	TO	Blk.	Pts.	AVG
Ron Harper (LAC)	28	1105	240	499	.481	13	46	.283	151	190	.795	55	103	158	133	80	0	67	82	32	644	23.0
Ron Harper (TOT)	35	1367	301	637	.473	14	51	.275	182	231	.788	74	132	206	182	105	1	81	100	41	798	22.8
Charles Smith	78	2732	595	1145	.520	1	12	.083	454	572	.794	177	347	524	114	294	6	86	162	119	1645	21.1
Danny Manning	71	2269	440	826	.533	0	5	.000	274	370	.741	142	280	422	187	261	4	91	188	39	1154	16.3
Ken Norman	70	2334	484	949	.510	7	16	.438	153	242	.632	143	327	470	160	196	0	78	190	59	1128	16.1
Benoit Benjamin	71	2313	362	688	.526	0	1	.000	235	321	.732	156	501	657	159	217	3	59	187	187	959	13.5
Gary Grant	44	1529	241	517	.466	5	21	.238	88	113	.779	59	136	195	442	120	1	108	206	5	575	13.1
Reggie Williams	5	133	21	57	.368	0	5	.000	18	21	.857	8	7	15	10	7	0	9	9	1	60	12.0
Winston Garland (LAC)	28	871	122	285	.428	11	26	.423	49	59	.831	20	83	103	146	75	0	30	77	5	304	10.9
Winston Garland (TOT)	79	1762	230	573	.401	12	36	.333	102	122	.836	51	163	214	303	152	1	78	158	10	574	7.3
Tom Garrick	73	1721	208	421	.494	4	21	.190	88	114	.772	34	128	162	289	151	4	90	117	7	508	7.0
Jeff Martin	69	1351	170	414	.411	2	15	.133	91	129	.705	78	81	159	44	97	0	41	47	16	433	6.3
Michael Young	45	459	92	194	.474	8	26	.308	27	38	.711	36	50	86	24	47	0	25	15	3	219	4.9
Joe Wolf	77	1325	155	392	.395	5	25	.200	55	71	.775	63	169	232	62	129	0	30	77	24	370	4.8
David Rivers	52	724	80	197	.406	0	5	.000	59	78	.756	30	55	85	155	53	0	31	88	0	219	4.2
Ken Bannister	52	589	77	161	.478	0	1	.000	52	110	.473	39	73	112	18	92	1	17	44	7	206	4.0
Jim Les (LAC)	6	86	5	14	.357	0	1	.000	11	13	.846	3	4	7	20	6	0	3	7	0	21	3.5
Jim Les (TOT)	7	92	5	14	.357	0	1	.000	13	17	.765	3	4	7	21	9	0	3	10	0	23	3.3
Carlton McKinney	7	104	8	32	.250	0	1	.000	2	4	.500	4	8	12	7	15	1	6	7	1	18	2.6
Steve Harris	15	93	14	40	.350	0	0	—	3	4	.750	5	5	10	1	9	0	7	5	1	31	2.1
Jay Edwards	4	26	3	7	.429	0	2	.000	1	3	.333	1	1	2	4	4	0	1	1	0	7	1.8
Torgeir Bryn	3	10	0	2	.000	0	0	—	4	6	.667	0	2	2	0	5	0	2	1	1	4	1.3
Andre Turner	3	31	2	13	.154	0	1	.000	0	0	—	3	2	5	3	1	0	1	4	0	4	1.3

RECORD
30-52
Home 20-21, Road 10-31
6th place, Pacific Division

PLAYOFFS
None

CLIPPERS LEADERS
Scoring: Smith (21.1)
Rebounding: Benjamin (9.3)
Assists: Grant (10.0)

HONORS
Ron Harper
Player of the Week (1/14/90)

HEAD COACH
Don Casey

ASSISTANT COACHES
Joe Roberts
Bob Staak
Dave Twardzik

ATHLETIC TRAINER
Bernie LaReau

GAME-BY-GAME RESULTS

NOVEMBER (4-8)

11/3/89	**Houston**	**W**	**102-88**	**1-0**
11/7/89	at Golden State	L	94-118	1-1
11/8/89	Dallas	L	99-123	1-2
11/11/89	New York	L	111-112	1-3
11/14/89	**Denver**	**W**	**129-121**	**2-3**
11/16/89	at Houston	L	82-94	2-4
11/17/89	at Dallas	L	105-122	2-5
11/22/89	**New Jersey**	**W**	**106-97**	**3-5**
11/24/89	San Antonio	L	89-90	3-6
11/26/89	**Chicago**	**W**	**120-96**	**4-6**
11/28/89	at Portland	L	94-116	4-7
11/29/89	Milwaukee	L	103-117	4-8

DECEMBER (6-8)

12/1/89	at Phoenix	L	90-111	4-9
12/2/89	**Sacramento**	**W**	**114-84**	**5-9**
12/5/89	at L.A. Lakers	L	103-111	5-10
12/7/89	**Cleveland**	**W**	**105-88**	**6-10**
12/9/89	at Seattle	L	100-104	6-11
12/12/89	at Portland	L	92-99	6-12
12/13/89	**Detroit**	**W**	**83-79**	**7-12**
12/16/89	**Denver**	**W**	**114-108**	**8-12**
12/19/89	**Indiana**	**W**	**128-102**	**9-12**
12/22/89	at Dallas	L	92-101	9-13
12/23/89	at Phoenix	L	100-104	9-14
12/26/89	Boston	L	111-112	9-15
12/28/89	**Golden State**	**W**	**139-119**	**10-15**
12/30/89	Philadelphia	L	95-100	10-16

JANUARY (9-8)

1/2/90	**at Minnesota**	**W**	**87-79**	**11-16**
1/3/90	at Detroit	L	80-84	11-17
1/5/90	**at Boston**	**W**	**114-105**	**12-17**
1/7/90	at New York	L	*109-110	12-18
1/9/90	**at Charlotte**	**W**	**108-98**	**13-18**
1/10/90	**at Atlanta**	**W**	**115-109**	**14-18**
1/12/90	**at Milwaukee**	**W**	**95-94**	**15-18**
1/13/90	at Chicago	L	111-117	15-19
1/16/90	**Charlotte**	**W**	**106-98**	**16-19**
1/18/90	**Seattle**	**W**	**105-95**	**17-19**
1/20/90	**Minnesota**	**W**	**97-95**	**18-19**
1/22/90	at Sacramento	L	104-136	18-20
1/24/90	at San Antonio	L	98-106	18-21
1/25/90	at Houston	L	101-102	18-22
1/27/90	Portland	L	115-118	18-23
1/30/90	**L.A. Lakers**	**W**	**121-104**	**19-23**
1/31/90	at Utah	L	101-120	19-24

FEBRUARY (3-9)

2/2/90	at Miami	L	91-126	19-25
2/3/90	**at Orlando**	**W**	**113-110**	**20-25**
2/5/90	at Cleveland	L	84-100	20-26
2/8/90	**at Washington**	**W**	**105-103**	**21-26**
2/13/90	Phoenix	L	96-118	21-27
2/16/90	Washington	L	*112-118	21-28
2/19/90	Sacramento	L	97-99	21-29
2/20/90	at Sacramento	L	90-99	21-30
2/22/90	Utah	L	102-116	21-31
2/23/90	at Denver	L	112-121	21-32
2/25/90	San Antonio	L	106-107	21-33
2/27/90	**Seattle**	**W**	**103-99**	**22-33**

MARCH (5-12)

3/1/90	at Charlotte	L	*109-118	22-34
3/3/90	**at Indiana**	**W**	**107-105**	**23-34**
3/5/90	at Philadelphia	L	105-128	23-35
3/7/90	**at New Jersey**	**W**	**119-115**	**24-35**
3/8/90	at Minnesota	L	94-111	24-36
3/10/90	**Orlando**	**W**	**112-101**	**25-36**
3/12/90	Golden State	L	109-112	25-37
3/14/90	Miami	L	*108-113	25-38
3/16/90	**Houston**	**W**	**118-95**	**26-38**
3/18/90	Charlotte	L	97-108	26-39
3/20/90	at Denver	L	112-119	26-40
3/21/90	at Utah	L	102-118	26-41
3/23/90	at L.A. Lakers	L	102-110	26-42
3/24/90	Utah	L	79-112	26-43
3/26/90	**Minnesota**	**W**	***101-96**	**27-43**
3/28/90	L.A. Lakers	L	99-106	27-44
3/30/90	Atlanta	L	118-122	27-45

APRIL (3-7)

4/1/90	**Seattle**	**W**	**104-103**	**28-45**
4/3/90	**at Sacramento**	**W**	**114-105**	**29-45**
4/6/90	at Portland	L	99-106	29-46
4/7/90	Phoenix	L	108-115	29-47
4/10/90	**Dallas**	**W**	**98-90**	**30-47**
4/12/90	at San Antonio	L	98-105	30-48
4/16/90	Portland	L	85-93	30-49
4/18/90	at Golden State	L	120-133	30-50
4/20/90	at Seattle	L	99-121	30-51
4/21/90	L.A. Lakers	L	115-125	30-52

** Indicates overtime (1-4)*
***Bold** indicates wins*

1988-89 LOS ANGELES CLIPPERS

PLAYER	G	Min.	FG	FGA	Pct.	3FG	3FGA	Pct.	FT	FTA	Pct.	—Rebounds— Off.	Def.	Tot.	Ast.	PF	Dq.	STL	TO	Blk.	Pts.	AVG
Ken Norman	80	3020	638	1271	.502	4	21	.190	170	270	.630	245	422	667	277	223	2	106	206	66	1450	18.1
Danny Manning	26	950	177	358	.494	1	5	.200	79	103	.767	70	101	171	81	89	1	44	93	25	434	16.7
Benoit Benjamin	79	2585	491	907	.541	0	2	.000	317	426	.744	164	532	696	157	221	4	57	237	221	1299	16.4
Charles Smith	71	2161	435	878	.495	0	3	.000	285	393	.725	173	292	465	103	273	6	68	146	89	1155	16.3
Quintin Dailey	69	1722	448	964	.465	1	9	.111	217	286	.759	69	135	204	154	152	0	90	122	6	1114	16.1
Gary Grant	71	1924	361	830	.435	5	22	.227	119	162	.735	80	158	238	506	170	1	144	258	9	846	11.9
Reggie Williams	63	1303	260	594	.438	30	104	.288	92	122	.754	70	109	179	103	181	1	81	114	29	642	10.2
Ken Bannister	9	130	22	36	.611	0	1	.000	30	53	.566	6	27	33	3	17	0	7	8	2	74	8.2
Norm Nixon	53	1318	153	370	.414	8	29	.276	48	65	.738	13	65	78	339	69	0	46	118	0	362	6.8
Tom Garrick	71	1499	176	359	.490	0	13	.000	102	127	.803	37	119	156	243	141	1	78	116	9	454	6.4
Joe Wolf	66	1450	170	402	.423	2	14	.143	44	64	.688	83	188	271	113	152	1	32	94	16	386	5.8
Eric White (LAC)	37	434	62	119	.521	0	0	—	34	42	.810	34	36	70	17	39	0	10	26	1	158	4.3
Eric White (TOT)	38	436	62	120	.517	0	0	—	34	42	.810	34	36	70	17	40	0	10	26	1	158	4.2
Ennis Whatley	8	90	12	33	.364	0	0	—	10	11	.909	2	14	16	22	15	0	7	11	1	34	4.3
Grant Gondrezick	27	244	38	95	.400	3	11	.273	26	40	.650	15	21	36	34	36	0	13	17	1	105	3.9
Kevin Williams (LAC)	9	114	14	32	.438	0	0	—	6	8	.750	9	11	20	17	17	0	5	10	3	34	3.8
Kevin Williams (TOT)	50	547	81	200	.405	1	6	.167	46	59	.780	28	42	70	53	91	0	30	52	11	209	4.2
Dave Popson	10	68	11	25	.440	0	0	—	1	2	.500	5	11	16	6	9	0	1	6	2	23	2.3
Greg Kite	58	729	49	121	.405	0	0	—	14	31	.452	66	124	190	29	118	0	23	46	46	112	1.9
Rob Lock	20	110	9	32	.281	0	0	—	12	15	.800	14	18	32	4	15	0	3	13	4	30	1.5
Barry Sumpter	1	1	0	1	.000	0	0	—	0	0	—	0	0	0	0	0	0	0	0	0	0	0.0
Rob Rose	2	3	0	1	.000	0	0	—	0	0	—	1	1	2	0	0	0	0	0	0	0	0.0

RECORD
21-61
Home 17-24, Road 4-37
7th place, Pacific Division

PLAYOFFS
None

CLIPPERS LEADERS
Scoring: Norman (18.1)
Rebounding: Benjamin (8.8)
Assists: Grant (7.1)

HONORS
Charles Smith
All-Rookie Team
Rookie of the Month (2/89, 4/89)

HEAD COACH
Gene Shue (10-28)
Don Casey (11-33)

ASSISTANT COACHES
Don Casey
Jim Eyen

ATHLETIC TRAINER
Bernie LaReau

GAME-BY-GAME RESULTS

NOVEMBER (6-8)

11/4/88	at Philadelphia	L	110-129	0-1
11/5/88	**at Miami**	**W**	**111-91**	**1-1**
11/8/88	at Charlotte	L	105-117	1-2
11/9/88	at Cleveland	L	91-108	1-3
11/12/88	**Phoenix**	**W**	***138-127**	**2-3**
11/15/88	at Portland	L	103-125	2-4
11/16/88	**Sacramento**	**W**	**112-101**	**3-4**
11/18/88	**Indiana**	**W**	**113-110**	**4-4**
11/19/88	at Denver	L	107-134	4-5
11/21/88	at Utah	L	98-117	4-6
11/23/88	**Chicago**	**W**	**105-97**	**5-6**
11/25/88	**New Jersey**	**W**	**100-93**	**6-6**
11/29/88	at Sacramento	L	95-123	6-7
11/30/88	New York	L	*128-135	6-8

DECEMBER (4-10)

12/2/88	at Seattle	L	104-154	6-9
12/3/88	at Phoenix	L	*106-114	6-10
12/6/88	L.A. Lakers	L	102-111	6-11
12/8/88	**Houston**	**W**	**120-116**	**7-11**
12/10/88	Utah	L	102-110	7-12
12/13/88	at Portland	L	92-113	7-13
12/14/88	Miami	L	88-89	7-14
12/16/88	**Denver**	**W**	**121-118**	**8-14**
12/17/88	at Denver	L	99-114	8-15
12/20/88	at Golden State	L	111-113	8-16
12/22/88	at Houston	L	109-125	8-17
12/23/88	**at San Antonio**	**W**	**114-108**	**9-17**
12/27/88	**Seattle**	**W**	**104-100**	**10-17**
12/30/88	at L.A. Lakers	L	109-124	10-18

JANUARY (0-14)

1/3/89	at Chicago	L	*121-126	10-19
1/4/89	at Milwaukee	L	102-110	10-20
1/6/89	at Indiana	L	88-123	10-21
1/8/89	at New York	L	100-134	10-22
1/9/89	at Boston	L	84-119	10-23
1/11/89	Sacramento	L	104-106	10-24
1/13/89	Golden State	L	113-127	10-25
1/15/89	L.A. Lakers	L	95-116	10-26
1/17/89	at Seattle	L	107-130	10-27
1/18/89	at L.A. Lakers	L	90-111	10-28
1/25/89	at Dallas	L	98-117	10-29
1/26/89	at Houston	L	100-106	10-30
1/28/89	Milwaukee	L	84-105	10-31
1/30/89	Atlanta	L	101-130	10-32

FEBRUARY (1-14)

2/1/89	Portland	L	107-108	10-33
2/3/89	San Antonio	L	101-106	10-34
2/4/89	at Golden State	L	107-116	10-35
2/6/89	Dallas	L	111-129	10-36
2/8/89	**Houston**	**W**	**114-111**	**11-36**
2/9/89	at Phoenix	L	113-120	11-37
2/14/89	at Dallas	L	98-117	11-38
2/16/89	Golden State	L	*138-143	11-39
2/18/89	Washington	L	93-98	11-40
2/20/89	at Atlanta	L	100-114	11-41
2/21/89	at Washington	L	109-123	11-42
2/23/89	at New Jersey	L	100-111	11-43
2/24/89	at Miami	L	91-111	11-44
2/26/89	at Detroit	L	98-110	11-45
2/28/89	Philadelphia	L	105-123	11-46

MARCH (6-7)

3/2/89	Portland	L	113-119	11-47
3/4/89	at Phoenix	L	91-133	11-48
3/7/89	at Golden State	L	112-138	11-49
3/10/89	**Cleveland**	**W**	**105-103**	**12-49**
3/13/89	**at San Antonio**	**W**	**115-103**	**13-49**
3/15/89	Miami	L	103-109	13-50
3/17/89	Charlotte	L	105-108	13-51
3/22/89	**Dallas**	**W**	**116-112**	**14-51**
3/23/89	at Seattle	L	112-115	14-52
3/25/89	Phoenix	L	103-123	14-53
3/27/89	**Denver**	**W**	**119-118**	**15-53**
3/29/89	**Sacramento**	**W**	**114-108**	**16-53**
3/31/89	**San Antonio**	**W**	**109-106**	**17-53**

APRIL (4-8)

4/2/89	Detroit	L	101-117	17-54
4/4/89	Boston	L	108-124	17-55
4/6/89	**Portland**	**W**	**133-123**	**18-55**
4/8/89	Phoenix	L	97-115	18-56
4/10/89	at L.A. Lakers	L	116-133	18-57
4/11/89	at Portland	L	102-126	18-58
4/13/89	**Golden State**	**W**	***128-126**	**19-58**
4/15/89	**L.A. Lakers**	**W**	**119-107**	**20-58**
4/17/89	Utah	L	102-108	20-59
4/18/89	**at Utah**	**W**	**95-92**	**21-59**
4/21/89	Seattle	L	*136-139	21-60
4/22/89	at Sacramento	L	89-104	21-61

** Indicates overtime (2-5)*
***Bold** indicates wins*

1987-88 LOS ANGELES CLIPPERS

PLAYER	G	Min.	FG	FGA	Pct.	3FG	3FGA	Pct.	FT	FTA	Pct.	—Rebounds— Off.	Def.	Tot.	Ast.	PF	Dq.	STL	TO	Blk.	Pts.	AVG
Mike Woodson	80	2534	562	1263	.445	18	78	.231	296	341	.868	64	126	190	273	210	1	109	186	26	1438	18.0
Michael Cage	72	2660	360	766	.470	0	1	.000	326	474	.688	371	567	938	110	194	1	91	160	58	1046	14.5
Quintin Dailey	67	1282	328	755	.434	2	12	.167	243	313	.776	62	92	154	109	128	1	69	123	4	901	13.4
Benoit Benjamin	66	2171	340	693	.491	0	8	.000	180	255	.706	112	418	530	172	203	2	50	223	225	860	13.0
Eric White	17	352	66	124	.532	1	1	1.000	45	57	.789	31	31	62	9	32	0	7	21	3	178	10.5
Reggie Williams	35	857	152	427	.356	13	58	.224	48	66	.727	55	63	118	58	108	1	29	63	21	365	10.4
Larry Drew	74	2024	328	720	.456	26	90	.289	83	108	.769	21	98	119	383	114	0	65	152	0	765	10.3
Steve Burtt	19	312	62	138	.449	0	4	.000	47	69	.681	6	21	27	38	56	0	10	40	5	171	9.0
Ken Norman	66	1435	241	500	.482	0	10	.000	87	170	.512	100	163	263	78	123	0	44	103	34	569	8.6
Joe Wolf	42	1137	136	334	.407	3	15	.200	45	54	.833	51	136	187	98	139	8	38	76	16	320	7.6
Kenny Fields	7	154	16	36	.444	0	0	—	20	26	.769	13	16	29	10	17	0	5	19	2	52	7.4
Darnell Valentine	79	1636	223	533	.418	15	33	.455	101	136	.743	37	119	156	382	135	0	122	148	8	562	7.1
Claude Gregory	23	313	61	134	.455	0	1	.000	12	36	.333	37	58	95	16	37	0	9	22	13	134	5.8
Norris Coleman	29	431	66	191	.346	1	2	.500	20	36	.556	36	45	81	13	51	1	11	16	6	153	5.3
Greg Kite (LAC)	40	977	83	182	.456	0	1	.000	39	73	.534	75	165	240	45	137	1	16	64	50	205	5.1
Greg Kite (TOT)	53	1063	92	205	.449	0	1	.000	40	79	.506	85	179	264	47	153	1	19	73	58	224	4.2
Tod Murphy	1	19	1	1	1.000	0	0	—	3	4	.750	1	1	2	2	2	0	1	0	0	5	5.0
Mike Phelps	2	23	3	7	.429	0	0	—	3	4	.750	0	2	2	3	1	0	5	2	0	9	4.5
Earl Cureton	69	1128	133	310	.429	0	3	.000	33	63	.524	97	174	271	63	135	1	32	58	36	299	4.3
Lancaster Gordon	8	65	11	31	.355	0	0	—	6	6	1.000	2	2	4	7	8	0	1	4	2	28	3.5
Martin Nessley	35	295	18	49	.367	0	0	—	7	14	.500	20	53	73	16	78	1	7	21	11	43	1.2

RECORD
17-65
Home 14-27, Road 3-38
6th place, Pacific Division

PLAYOFFS
None

CLIPPERS LEADERS
Scoring: Woodson (18.0)
Rebounding: Cage (13.0)
Assists: Drew (5.2)

HONORS
Michael Cage
1988 NBA Rebounding Title

HEAD COACH
Gene Shue

ASSISTANT COACH
Don Casey

ATHLETIC TRAINER
Bernie LaReau

GAME-BY-GAME RESULTS

NOVEMBER (4-8)

11/6/87	at Denver	L	93-139	0-1
11/7/87	Portland	L	99-124	0-2
11/10/87	**Utah**	**W**	**100-88**	**1-2**
11/12/87	at L.A. Lakers	L	82-111	1-3
11/13/87	**Golden State**	**W**	**97-94**	**2-3**
11/17/87	at San Antonio	L	*121-122	2-4
11/18/87	at Dallas	L	87-97	2-5
11/20/87	**at Phoenix**	**W**	**112-96**	**3-5**
11/21/87	Denver	L	91-97	3-6
11/24/87	**at Golden State**	**W**	****123-120**	**4-6**
11/25/87	Washington	L	96-101	4-7
11/27/87	at Portland	L	87-97	4-8

DECEMBER (4-8)

12/2/87	**Philadelphia**	**W**	**88-85**	**5-8**
12/4/87	**Sacramento**	**W**	**98-84**	**6-8**
12/6/87	Phoenix	L	96-97	6-9
12/8/87	Atlanta	L	79-90	6-10
12/10/87	**Seattle**	**W**	**113-96**	**7-10**
12/12/87	at Seattle	L	95-116	7-11
12/15/87	at Sacramento	L	108-128	7-12
12/17/87	**Houston**	**W**	**98-92**	**8-12**
12/19/87	L.A. Lakers	L	97-108	8-13
12/23/87	San Antonio	L	97-111	8-14
12/26/87	Boston	L	97-106	8-15
12/30/87	Phoenix	L	102-121	8-16

JANUARY (2-15)

1/1/88	at New York	L	96-115	8-17
1/3/88	at Atlanta	L	84-121	8-18
1/5/88	at Milwaukee	L	82-98	8-19
1/6/88	at Cleveland	L	100-116	8-20
1/8/88	at Philadelphia	L	103-117	8-21
1/9/88	at Washington	L	76-108	8-22
1/11/88	at Indiana	L	90-111	8-23
1/13/88	**L.A. Lakers**	**W**	***110-109**	**9-23**
1/15/88	at Golden State	L	116-123	9-24
1/16/88	Seattle	L	*112-114	9-25
1/18/88	Dallas	L	87-99	9-26
1/20/88	**Indiana**	**W**	**104-97**	**10-26**
1/22/88	at Dallas	L	87-110	10-27
1/23/88	at San Antonio	L	100-106	10-28
1/26/88	at Houston	L	104-124	10-29
1/29/88	Milwaukee	L	88-97	10-30
1/30/88	at Denver	L	106-124	10-31

FEBRUARY (2-9)

2/4/88	L.A. Lakers	L	86-117	10-32
2/9/88	at Phoenix	L	100-106	10-33
2/10/88	**Phoenix**	**W**	**101-95**	**11-33**
2/12/88	Houston	L	105-112	11-34
2/14/88	Dallas	L	100-110	11-35
2/16/88	at L.A. Lakers	L	100-119	11-36
2/17/88	Portland	L	96-110	11-37
2/19/88	Utah	L	88-98	11-38
2/20/88	at Utah	L	103-120	11-39
2/25/88	New York	L	96-106	11-40
2/27/88	**Cleveland**	**W**	**97-96**	**12-40**

MARCH (3-14)

3/1/88	at New Jersey	L	75-104	12-41
3/2/88	at Detroit	L	90-103	12-42
3/4/88	at Boston	L	90-121	12-43
3/5/88	at Chicago	L	76-100	12-44
3/9/88	New Jersey	L	93-97	12-45
3/11/88	Golden State	L	96-101	12-46
3/13/88	at Portland	L	100-121	12-47
3/15/88	at Houston	L	110-116	12-48
3/16/88	at San Antonio	L	110-113	12-49
3/18/88	Dallas	L	98-106	12-50
3/20/88	**Sacramento**	**W**	**116-112**	**13-50**
3/21/88	at Phoenix	L	99-107	13-51
3/23/88	Denver	L	108-118	13-52
3/25/88	**Golden State**	**W**	**113-98**	**14-52**
3/26/88	at Seattle	L	98-131	14-53
3/28/88	**Detroit**	**W**	**102-100**	**15-53**
3/30/88	Chicago	L	94-111	15-54

APRIL (2-11)

4/1/88	San Antonio	L	91-105	15-55
4/2/88	**at Sacramento**	**W**	**105-103**	**16-55**
4/5/88	at Portland	L	119-141	16-56
4/6/88	Portland	L	103-111	16-57
4/8/88	at L.A. Lakers	L	107-126	16-58
4/10/88	**Houston**	**W**	**122-105**	**17-58**
4/12/88	at Utah	L	93-100	17-59
4/13/88	at Seattle	L	92-113	17-60
4/16/88	at Golden State	L	110-113	17-61
4/19/88	at Sacramento	L	105-120	17-62
4/20/88	Utah	L	106-112	17-63
4/23/88	at Denver	L	109-134	17-64
4/24/88	Seattle	L	100-109	17-65

** Indicates overtime (1-2)*
*** Indicates double overtime (1-0)*
***Bold** indicates wins*

1986-87 LOS ANGELES CLIPPERS

PLAYER	G	Min.	FG	FGA	Pct.	3FG	3FGA	Pct.	FT	FTA	Pct.	—Rebounds— Off.	Def.	Tot.	Ast.	PF	Dq.	STL	TO	Blk.	Pts.	AVG
Mike Woodson	74	2126	494	1130	.437	34	123	.276	240	290	.828	68	94	162	196	201	1	100	168	16	1262	17.1
Marques Johnson	10	302	68	155	.439	0	6	.000	30	42	.714	9	24	33	28	24	0	12	17	5	166	16.6
Michael Cage	80	2922	457	878	.521	0	3	.000	341	467	.730	354	568	922	131	221	1	99	171	67	1255	15.7
Cedric Maxwell	35	1132	150	289	.519	0	0	—	177	228	.776	103	148	251	122	102	1	26	88	9	477	13.6
Larry Drew	60	1566	295	683	.432	12	72	.167	139	166	.837	26	77	103	326	107	0	60	151	2	741	12.4
Benoit Benjamin	72	2230	320	713	.449	0	2	.000	188	263	.715	134	452	586	135	251	7	60	184	187	828	11.5
Darnell Valentine	65	1759	275	671	.410	13	56	.232	163	200	.815	38	112	150	447	148	3	116	167	10	726	11.2
Quintin Dailey	49	924	200	491	.407	1	10	.100	119	155	.768	34	49	83	79	113	4	43	71	8	520	10.6
Rory White	68	1545	265	552	.480	0	3	.000	94	144	.653	90	104	194	79	159	1	47	73	19	624	9.2
Kenny Fields (LAC)	44	861	153	344	.445	3	12	.250	72	89	.809	63	83	146	60	120	2	31	52	11	381	8.7
Kenny Fields (TOT)	48	883	159	352	.452	3	12	.250	73	94	.777	63	85	148	61	123	2	32	53	11	394	8.2
Kurt Nimphius	38	811	119	252	.472	0	3	.000	57	88	.648	58	75	133	18	118	1	16	47	41	295	7.8
Earl Cureton (LAC)	35	868	114	234	.487	0	1	.000	43	79	.544	99	126	225	52	86	0	18	35	30	271	7.7
Earl Cureton (TOT)	78	1973	243	510	.476	0	2	.000	82	152	.539	212	240	452	122	188	2	33	80	56	568	7.3
Lancaster Gordon	70	1130	221	545	.406	14	48	.292	70	95	.737	64	62	126	139	106	1	61	102	13	526	7.5
Geoff Huston	19	428	55	121	.455	1	2	.500	18	34	.529	6	11	17	101	28	0	14	45	0	129	6.8
Tim Kempton	66	936	97	206	.471	0	1	.000	95	137	.693	70	124	194	53	162	6	38	49	12	289	4.4
Steffond Johnson	29	234	27	64	.422	0	3	.000	20	38	.526	15	28	43	5	55	2	9	18	2	74	2.6
Dwayne Polee	1	6	1	4	.250	0	3	.000	0	0	—	0	0	0	0	3	0	1	1	0	2	2.0

RECORD
12-70
Home 9-32, Road 3-38
6th place, Pacific Division

PLAYOFFS
None

CLIPPERS LEADERS
Scoring: Woodson (17.1)
Rebounding: Cage (11.5)
Assists: Valentine (6.9)

HONORS
Cedric Maxwell
All-Interview Team

HEAD COACH
Don Chaney

ASSISTANT COACH
Don Casey

ATHLETIC TRAINER
Mike Shimensky

GAME-BY-GAME RESULTS

OCTOBER (0-1)

10/31/86	at Sacramento	L	106-107	0-1

NOVEMBER (3-11)

11/1/86	**Phoenix**	**W**	**117-111**	**1-1**
11/4/86	at Dallas	L	86-118	1-2
11/6/86	**at Houston**	**W**	**104-97**	**2-2**
11/8/86	Cleveland	L	93-100	2-3
11/11/86	**Denver**	**W**	**115-112**	**3-3**
11/13/86	at Utah	L	113-130	3-4
11/14/86	at Portland	L	109-119	3-5
11/16/86	Philadelphia	L	90-103	3-6
11/18/86	Indiana	L	93-98	3-7
11/20/86	Dallas	L	108-113	3-8
11/22/86	San Antonio	L	102-109	3-9
11/25/86	at Seattle	L	103-113	3-10
11/26/86	L.A. Lakers	L	92-126	3-11
11/30/86	at L.A. Lakers	L	115-137	3-12

DECEMBER (1-12)

12/2/86	at Portland	L	99-134	3-13
12/4/86	New York	L	91-95	3-14
12/6/86	Phoenix	L	109-111	3-15
12/10/86	**Seattle**	**W**	**101-94**	**4-15**
12/12/86	Portland	L	112-113	4-16
12/13/86	at Utah	L	100-115	4-17
12/16/86	Golden State	L	117-119	4-18
12/18/86	Sacramento	L	113-117	4-19
12/20/86	Washington	L	101-113	4-20
12/23/86	at Houston	L	96-121	4-21
12/26/86	at Seattle	L	107-113	4-22
12/27/86	Boston	L	101-114	4-23
12/30/86	Houston	L	102-105	4-24

JANUARY (3-13)

1/2/87	at Indiana	L	106-116	4-25
1/3/87	at New Jersey	L	97-118	4-26
1/5/87	at Philadelphia	L	102-108	4-27
1/6/87	at Washington	L	97-112	4-28
1/8/87	at Cleveland	L	93-103	4-29
1/9/87	at Detroit	L	123-131	4-30
1/12/87	at Atlanta	L	115-125	4-31
1/14/87	**Denver**	**W**	**123-105**	**5-31**
1/16/87	at Golden State	L	106-118	5-32
1/17/87	at Phoenix	L	101-132	5-33
1/19/87	at San Antonio	L	106-113	5-34
1/23/87	Detroit	L	97-100	5-35
1/26/87	Milwaukee	L	94-114	5-36
1/28/87	**New Jersey**	**W**	**98-91**	**6-36**
1/30/87	San Antonio	L	*120-124	6-37
1/31/87	**at Utah**	**W**	***114-113**	**7-37**

FEBRUARY (3-7)

2/2/87	at Denver	L	112-140	7-38
2/5/87	Utah	L	103-126	7-39
2/11/87	Atlanta	L	82-109	7-40
2/13/87	**at San Antonio**	**W**	**110-96**	**8-40**
2/14/87	at Dallas	L	107-138	8-41
2/16/87	Portland	L	105-110	8-42
2/20/87	**Denver**	**W**	**121-107**	**9-42**
2/23/87	at Seattle	L	112-124	9-43
2/26/87	at Golden State	L	108-129	9-44
2/28/87	**Sacramento**	**W**	**111-106**	**10-44**

MARCH (2-15)

3/3/87	at Chicago	L	80-114	10-45
3/4/87	at Milwaukee	L	100-110	10-46
3/6/87	at Boston	L	111-132	10-47
3/7/87	at New York	L	93-115	10-48
3/9/87	L.A. Lakers	L	114-136	10-49
3/11/87	Golden State	L	111-121	10-50
3/13/87	**Seattle**	**W**	**108-104**	**11-50**
3/15/87	at L.A. Lakers	L	101-115	11-51
3/17/87	Portland	L	123-134	11-52
3/19/87	Chicago	L	97-114	11-53
3/20/87	at Houston	L	98-126	11-54
3/22/87	San Antonio	L	*112-116	11-55
3/24/87	at Denver	L	119-128	11-56
3/25/87	**Utah**	**W**	**111-101**	**12-56**
3/27/87	at Phoenix	L	117-130	12-57
3/28/87	at Sacramento	L	91-113	12-58
3/31/87	at Dallas	L	102-118	12-59

APRIL (0-11)

4/2/87	Sacramento	L	115-125	12-60
4/4/87	Phoenix	L	*123-128	12-61
4/6/87	at L.A. Lakers	L	112-135	12-62
4/7/87	Houston	L	84-102	12-63
4/9/87	L.A. Lakers	L	100-118	12-64
4/11/87	Dallas	L	100-129	12-65
4/12/87	at Portland	L	100-113	12-66
4/14/87	Golden State	L	108-117	12-67
4/16/87	Seattle	L	87-118	12-68
4/18/87	at Phoenix	L	106-121	12-69
4/19/87	at Golden State	L	85-105	12-70

** Indicates overtime (1-3)*
***Bold** indicates wins*

1985-86 LOS ANGELES CLIPPERS

PLAYER	G	Min.	FG	FGA	Pct.	3FG	3FGA	Pct.	FT	FTA	Pct.	—Rebounds— Off.	Def.	Tot.	Ast.	PF	Dq.	STL	TO	Blk.	Pts.	AVG
Derek Smith	11	339	100	181	.552	1	2	.500	58	84	.690	20	21	41	31	35	2	9	33	13	259	23.5
Marques Johnson	75	2605	613	1201	.510	1	15	.067	298	392	.760	156	260	416	283	214	2	107	183	50	1525	20.3
Norm Nixon	67	2138	403	921	.438	42	121	.347	131	162	.809	45	135	180	576	143	0	84	190	3	979	14.6
Cedric Maxwell	76	2458	314	661	.475	0	3	.000	447	562	.795	241	383	624	215	252	2	61	206	29	1075	14.1
Kurt Nimphius (LAC)	67	1946	314	622	.505	0	2	.000	177	233	.760	129	264	393	48	229	7	30	107	93	805	12.0
Kurt Nimphius (TOT)	80	2226	351	694	.506	0	2	.000	194	262	.740	152	301	453	62	267	8	33	120	105	896	11.2
Rory White	75	1761	355	684	.519	1	9	.111	164	222	.739	82	99	181	74	161	2	74	95	8	875	11.7
Benoit Benjamin	79	2088	324	661	.490	1	3	.333	229	307	.746	161	439	600	79	286	5	64	145	206	878	11.1
James Donaldson	14	441	43	84	.512	0	0	—	57	70	.814	28	103	131	12	33	0	5	38	29	143	10.2
Franklin Edwards	73	1491	262	577	.454	1	9	.111	132	151	.874	24	62	86	259	87	0	89	137	4	657	9.0
Junior Bridgeman	58	1161	199	451	.441	6	18	.333	106	119	.891	29	94	123	108	81	1	31	68	8	510	8.8
Michael Cage	78	1566	204	426	.479	0	3	.000	113	174	.649	168	249	417	81	176	1	62	106	34	521	6.7
Darnell Valentine (LAC)	34	483	69	182	.379	3	11	.272	59	75	.787	12	41	53	107	45	0	23	57	1	200	5.9
Darnell Valentine (TOT)	62	1217	161	388	.415	4	14	.286	130	175	.743	32	93	125	246	123	0	72	115	2	456	7.4
Jamaal Wilkes	13	195	26	65	.400	1	3	.333	22	27	.815	13	16	29	15	19	0	7	16	2	75	5.8
Lancaster Gordon	60	704	130	345	.377	7	28	.250	45	56	.804	24	44	68	60	91	1	33	62	10	312	5.2
Jay Murphy	14	100	16	45	.356	0	2	.000	9	14	.643	7	8	15	3	12	0	4	5	3	41	2.9
Jim Thomas	6	69	6	15	.400	0	0	—	1	2	.500	3	5	8	12	12	0	5	9	1	13	2.2
Wallace Bryant (LAC)	8	64	4	18	.222	0	0	—	5	8	.625	8	12	20	4	12	0	2	2	3	13	1.6
Wallace Bryant (TOT)	17	218	15	48	.313	0	0	—	11	19	.579	17	36	53	15	38	2	5	9	5	41	2.4
Jeff Cross	21	128	6	24	.250	0	0	—	14	25	.560	9	21	30	1	38	0	2	6	3	26	1.2
Ozell Jones	3	18	0	2	.000	0	0	—	0	0	—	0	2	2	0	5	0	2	3	1	0	0.0

RECORD
32-50
Home 22-19, Road 10-31
3rd place (tie), Pacific Division

PLAYOFFS
None

CLIPPERS LEADERS
Scoring: Johnson (20.3)
Rebounding: Maxwell (8.2)
Assists: Nixon (8.6)

HONORS
Benoit Benjamin
Rookie of the Month (3/86)
Marques Johnson
1986 All-Star Game
Derek Smith
Player of the Week (11/3/85)

HEAD COACH
Don Chaney

ASSISTANT COACHES
Don Casey
Brad Greenberg

ATHLETIC TRAINER
Mike Shimensky

GAME-BY-GAME RESULTS

OCTOBER (4-0)

10/25/85	**at Sacramento**	**W**	**108-104**	**1-0**
10/26/85	**Houston**	**W**	****130-129**	**2-0**
10/29/85	**Portland**	**W**	**119-113**	**3-0**
10/31/85	**Chicago**	**W**	**120-112**	**4-0**

NOVEMBER (2-12)

11/2/85	**New York**	**W**	**103-95**	**5-0**
11/7/85	at Houston	L	115-137	5-1
11/9/85	Atlanta	L	94-97	5-2
11/12/85	at Golden State	L	115-127	5-3
11/13/85	Seattle	L	89-93	5-4
11/15/85	L.A. Lakers	L	96-127	5-5
11/16/85	at Denver	L	109-113	5-6
11/20/85	at L.A. Lakers	L	107-122	5-7
11/21/85	Portland	L	108-112	5-8
11/23/85	**Milwaukee**	**W**	**116-112**	**6-8**
11/26/85	at Seattle	L	99-131	6-9
11/27/85	Houston	L	*130-137	6-10
11/29/85	at San Antonio	L	106-134	6-11
11/30/85	at Dallas	L	115-124	6-12

DECEMBER (5-9)

12/4/85	**Sacramento**	**W**	**128-103**	**7-12**
12/5/85	at Golden State	L	104-121	7-13
12/7/85	Utah	L	91-131	7-14
12/10/85	**Dallas**	**W**	**120-118**	**8-14**
12/11/85	at Denver	L	95-134	8-15
12/13/85	at Seattle	L	95-114	8-16
12/14/85	Phoenix	L	92-114	8-17
12/18/85	**Golden State**	**W**	**103-99**	**9-17**
12/20/85	San Antonio	L	104-119	9-18
12/21/85	**at Sacramento**	**W**	**117-116**	**10-18**
12/25/85	at Portland	L	107-121	10-19
12/26/85	Philadelphia	L	108-117	10-20
12/28/85	**at Seattle**	**W**	**111-106**	**11-20**
12/30/85	Boston	L	103-125	11-21

JANUARY (7-9)

1/3/86	at Cleveland	L	111-130	11-22
1/4/86	at Indiana	L	77-106	11-23
1/7/86	at Atlanta	L	103-117	11-24
1/8/86	at Philadelphia	L	114-116	11-25
1/10/86	**at New Jersey**	**W**	**125-120**	**12-25**
1/11/86	at Chicago	L	123-132	12-26
1/13/86	at Washington	L	77-90	12-27
1/15/86	**Seattle**	**W**	**110-103**	**13-27**
1/16/86	at L.A. Lakers	L	96-112	13-28
1/18/86	**Utah**	**W**	**131-97**	**14-28**
1/21/86	**at San Antonio**	**W**	**97-96**	**15-28**
1/22/86	**at Dallas**	**W**	**131-118**	**16-28**
1/24/86	**L.A. Lakers**	**W**	**120-109**	**17-28**
1/25/86	at Utah	L	90-130	17-29
1/27/86	**New Jersey**	**W**	**103-98**	**18-29**
1/29/86	Phoenix	L	108-118	18-30

FEBRUARY (4-7)

2/1/86	at Portland	L	121-156	18-31
2/6/86	at Phoenix	L	104-116	18-32
2/11/86	**Phoenix**	**W**	**120-112**	**19-32**
2/13/86	**Portland**	**W**	**118-113**	**20-32**
2/15/86	**Houston**	**W**	**108-101**	**21-32**
2/17/86	Washington	L	94-96	21-33
2/21/86	Golden State	L	123-125	21-34
2/23/86	**at New York**	**W**	**110-99**	**22-34**
2/25/86	at Milwaukee	L	99-114	22-35
2/26/86	at Detroit	L	104-111	22-36
2/28/86	at Boston	L	108-124	22-37

MARCH (6-10)

3/2/86	Indiana	L	112-129	22-38
3/4/86	**Cleveland**	**W**	**106-101**	**23-38**
3/6/86	Dallas	L	113-131	23-39
3/7/86	at San Antonio	L	126-142	23-40
3/9/86	Denver	L	121-123	23-41
3/11/86	at L.A. Lakers	L	108-129	23-42
3/12/86	**Seattle**	**W**	**100-96**	**24-42**
3/14/86	**Sacramento**	**W**	**105-104**	**25-42**
3/15/86	at Houston	L	116-148	25-43
3/18/86	at Golden State	L	122-126	25-44
3/19/86	**L.A. Lakers**	**W**	**115-114**	**26-44**
3/21/86	at Denver	L	104-115	26-45
3/22/86	Detroit	L	99-119	26-46
3/26/86	San Antonio	L	97-105	26-47
3/28/86	**at Phoenix**	**W**	**107-96**	**27-47**
3/29/86	**at Sacramento**	**W**	**112-103**	**28-47**

APRIL (4-3)

4/1/86	**at Utah**	**W**	**113-109**	**29-47**
4/2/86	**Utah**	**W**	**97-94**	**30-47**
4/5/86	Golden State	L	106-107	30-48
4/9/86	**Denver**	**W**	**132-127**	**31-48**
4/10/86	at Portland	L	100-115	31-49
4/12/86	**Dallas**	**W**	**115-108**	**32-49**
4/13/86	at Phoenix	L	99-118	32-50

** Indicates overtime (0-1)*
*** Indicates double overtime (1-0)*
***Bold** indicates wins*

1984-85 LOS ANGELES CLIPPERS

PLAYER	G	Min.	FG	FGA	Pct.	3FG	3FGA	Pct.	FT	FTA	Pct.	—Rebounds— Off.	Def.	Tot.	Ast.	PF	Dq.	STL	TO	Blk.	Pts.	AVG
Derek Smith	80	2762	682	1271	.537	3	19	.158	400	504	.794	174	253	427	216	317	8	77	230	52	1767	22.1
Norm Nixon	81	2894	596	1281	.465	33	99	.333	170	218	.780	55	163	218	711	175	2	95	273	4	1395	17.2
Marques Johnson	72	2448	494	1094	.452	3	13	.231	190	260	.731	188	240	428	248	193	2	72	176	30	1181	16.4
Junior Bridgeman	80	2042	460	990	.465	14	39	.359	181	206	.879	55	175	230	171	128	0	47	116	18	1115	13.9
James Donaldson	82	2392	351	551	.637	0	0	—	227	303	.749	168	500	668	48	217	1	28	206	130	929	11.3
Bill Walton	67	1647	269	516	.521	0	2	.000	138	203	.680	168	432	600	156	184	0	50	174	140	676	10.1
Michael Cage	75	1610	216	398	.543	0	0	—	101	137	.737	126	266	392	51	164	1	41	81	32	533	7.1
Franklin Edwards	16	198	36	66	.545	0	0	—	19	24	.792	3	11	14	38	10	0	17	17	0	91	5.7
Rory White	80	1106	144	279	.516	0	0	—	90	130	.692	94	101	195	34	115	0	35	87	20	378	4.7
Lancaster Gordon	63	682	110	287	.383	2	9	.222	37	49	.755	26	35	61	88	61	0	33	69	6	259	4.1
Bryan Warrick	58	713	85	173	.491	1	4	.250	44	57	.772	10	48	58	153	85	0	23	70	6	215	3.7
Harvey Catchings	70	1049	72	149	.483	0	1	.000	59	89	.663	89	173	262	14	162	0	15	55	57	203	2.9
Dale Wilkinson (LAC)	10	38	4	14	.286	0	1	.000	6	7	.857	1	2	3	2	8	0	0	4	0	14	1.4
Dale Wilkinson (TOT)	12	45	4	16	.250	0	1	.000	6	7	.857	1	3	4	2	10	0	0	4	0	14	1.2
Jay Murphy	23	149	8	50	.160	0	1	.000	12	21	.571	6	35	41	4	21	0	1	8	2	28	1.2

RECORD
31-51
Home 20-21, Road 11-30
4th place (tie), Pacific Division

PLAYOFFS
None

CLIPPERS LEADERS
Scoring: Smith (22.1)
Rebounding: Donaldson (8.1)
Assists: Nixon (8.8)

HONORS
Norm Nixon
1985 All-Star Game
Derek Smith
Player of the Week (12/16/84, 4/7/85)
James Donaldson
1985 NBA Field Goal Pct. Title

HEAD COACH
Jim Lynam (22-39)
Don Chaney (9-12)

ASSISTANT COACHES
Don Chaney
Brad Greenberg

ATHLETIC TRAINER
Mike Shimensky

GAME-BY-GAME RESULTS

OCTOBER (1-1)

10/27/84	**at Utah**	**W**	**103-94**	**1-0**
10/30/84	at Phoenix	L	96-99	1-1

NOVEMBER (5-11)

11/1/84	**New York**	**W**	**107-105**	**2-1**
11/3/84	Portland	L	112-131	2-2
11/5/84	**Denver**	**W**	**107-104**	**3-2**
11/7/84	at Boston	L	108-135	3-3
11/8/84	at Washington	L	88-93	3-4
11/10/84	at Houston	L	92-117	3-5
11/13/84	New Jersey	L	90-99	3-6
11/15/84	Milwaukee	L	90-103	3-7
11/17/84	**Kansas City**	**W**	**121-113**	**4-7**
11/18/84	at Portland	L	105-113	4-8
11/21/84	Denver	L	106-112	4-9
11/24/84	L.A. Lakers	L	103-108	4-10
11/25/84	**Phoenix**	**W**	**114-109**	**5-10**
11/27/84	at Denver	L	110-139	5-11
11/28/84	**Seattle**	**W**	**106-90**	**6-11**
11/30/84	Chicago	L	100-104	6-12

DECEMBER (8-7)

12/1/84	at San Antonio	L	110-142	6-13
12/4/84	**at Houston**	**W**	**116-100**	**7-13**
12/5/84	**at Dallas**	**W**	**110-106**	**8-13**
12/7/84	at Atlanta	L	89-101	8-14
12/9/84	**San Antonio**	**W**	**126-123**	**9-14**
12/11/84	**at Golden State**	**W**	**116-104**	**10-14**
12/13/84	**Portland**	**W**	**106-100**	**11-14**
12/15/84	**Washington**	**W**	**109-103**	**12-14**
12/16/84	**Golden State**	**W**	**103-85**	**13-14**
12/19/84	**Seattle**	**W**	**91-86**	**14-14**
12/23/84	at Seattle	L	97-107	14-15
12/26/84	at Dallas	L	118-124	14-16
12/27/84	Boston	L	103-118	14-17
12/29/84	at L.A. Lakers	L	107-113	14-18
12/30/84	Phoenix	L	109-117	14-19

JANUARY (5-9)

1/3/85	at Milwaukee	L	87-111	14-20
1/4/85	at Kansas City	L	112-132	14-21
1/5/85	**at Denver**	**W**	**127-115**	**15-21**
1/7/85	**Utah**	**W**	**116-106**	**16-21**
1/11/85	**at Phoenix**	**W**	**98-84**	**17-21**
1/12/85	**at Golden State**	**W**	**104-102**	**18-21**
1/15/85	at Seattle	L	83-101	18-22
1/16/85	**Houston**	**W**	**98-88**	**19-22**
1/19/85	Dallas	L	100-101	19-23
1/22/85	at L.A. Lakers	L	114-123	19-24
1/26/85	Philadelphia	L	113-120	19-25
1/28/85	at New York	L	91-117	19-26
1/29/85	at Cleveland	L	94-110	19-27
1/31/85	at New Jersey	L	99-122	19-28

FEBRUARY (3-9)

2/2/85	L.A. Lakers	L	96-105	19-29
2/4/85	**Indiana**	**W**	**115-96**	**20-29**
2/7/85	at San Antonio	L	108-120	20-30
2/12/85	at L.A. Lakers	L	110-121	20-31
2/13/85	**Golden State**	**W**	**108-105**	**21-31**
2/15/85	at Utah	L	100-109	21-32
2/17/85	Atlanta	L	90-91	21-33
2/18/85	**San Antonio**	**W**	**125-121**	**22-33**
2/20/85	Seattle	L	105-118	22-34
2/24/85	at Seattle	L	102-108	22-35
2/26/85	at Portland	L	99-110	22-36
2/27/85	Houston	L	109-117	22-37

MARCH (5-12)

3/2/85	at Golden State	L	102-108	22-38
3/3/85	Kansas City	L	*122-126	22-39
3/6/85	Cleveland	L	112-114	22-40
3/8/85	at Chicago	L	101-117	22-41
3/10/85	at Kansas City	L	111-129	22-42
3/11/85	at Detroit	L	114-121	22-43
3/13/85	at Philadelphia	L	103-121	22-44
3/14/85	**at Indiana**	**W**	**113-112**	**23-44**
3/16/85	L.A. Lakers	L	112-123	23-45
3/17/85	Golden State	L	100-109	23-46
3/18/85	**Detroit**	**W**	**136-116**	**24-46**
3/20/85	**Utah**	**W**	**121-110**	**25-46**
3/23/85	at Portland	L	123-126	25-47
3/25/85	Portland	L	99-120	25-48
3/28/85	**Phoenix**	**W**	**116-110**	**26-48**
3/30/85	**at Phoenix**	**W**	**123-114**	**27-48**
3/31/85	San Antonio	L	115-126	27-49

APRIL (4-2)

4/3/85	**Kansas City**	**W**	**124-122**	**28-49**
4/5/85	**at Dallas**	**W**	***126-122**	**29-49**
4/9/85	at Utah	L	104-123	29-50
4/10/85	**Denver**	**W**	**129-127**	**30-50**
4/12/85	**at Houston**	**W**	**115-110**	**31-50**
4/14/85	Dallas	L	92-96	31-51

** Indicates overtime (1-1)*
***Bold** indicates wins*

1983-84 SAN DIEGO CLIPPERS

PLAYER	G	Min.	FG	FGA	Pct.	3FG	3FGA	Pct.	FT	FTA	Pct.	—Rebounds— Off.	Def.	Tot.	Ast.	PF	Dq.	STL	TO	Blk.	Pts.	AVG
Terry Cummings	81	2907	737	1491	.494	0	3	.000	380	528	.720	323	454	777	139	298	6	92	218	57	1854	22.9
Norm Nixon	82	3053	587	1270	.462	11	46	.239	206	271	.760	56	147	203	914	180	1	94	257	4	1391	17.0
Bill Walton	55	1476	288	518	.556	0	2	.000	92	154	.597	132	345	477	183	153	1	45	177	88	668	12.1
James Donaldson	82	2525	360	604	.596	0	0	—	249	327	.761	165	484	649	90	214	1	40	171	139	969	11.8
Michael Brooks	47	1405	213	445	.479	0	5	.000	104	151	.689	142	200	342	88	125	1	50	78	14	530	11.3
Greg Kelser	80	1783	313	603	.519	2	6	.333	250	356	.702	188	203	391	91	249	3	68	195	31	878	11.0
Ricky Pierce	69	1280	268	570	.470	0	9	.000	149	173	.861	59	76	135	60	143	1	27	81	13	685	9.9
Derek Smith	61	1297	238	436	.546	1	6	.167	123	163	.755	54	116	170	82	165	2	33	78	22	600	9.8
Craig Hodges	76	1571	258	573	.450	10	46	.217	66	88	.750	22	64	86	116	166	2	58	85	1	592	7.8
Jerome Whitehead	70	921	144	294	.490	0	0	—	88	107	.822	94	151	245	19	159	2	17	59	12	376	5.4
Billy McKinney	80	843	136	305	.446	0	2	.000	39	46	.848	7	47	54	161	84	0	27	48	0	311	3.9
Hank McDowell	57	611	85	197	.431	0	3	.000	38	56	.679	63	92	155	37	77	0	14	49	2	208	3.6
Linton Townes (SD)	2	17	3	7	.429	0	0	—	0	0	—	0	1	1	1	3	0	1	1	2	6	3.0
Linton Townes (TOT)	4	19	4	8	.500	0	0	—	0	0	—	0	1	1	1	4	0	1	1	2	8	2.0
Rory White (SD)	6	19	4	9	.444	0	0	—	0	0	—	2	2	4	0	3	0	0	1	0	8	1.3
Rory White (TOT)	36	372	80	170	.471	0	0	—	26	47	.553	37	37	74	15	31	0	15	24	3	186	5.2
Hutch Jones	4	18	0	3	.000	0	0	—	1	4	.250	0	0	0	0	0	0	1	2	0	1	0.3
Kevin Loder (SD)	1	4	0	0	—	0	0	—	0	0	—	0	0	0	0	1	0	0	0	0	0	0.0
Kevin Loder (TOT)	11	137	19	43	.442	1	3	.333	9	13	.692	7	11	18	14	16	0	3	11	5	48	4.4

RECORD
30-52
Home 25-16, Road 5-36
6th place, Pacific Division

PLAYOFFS
None

CLIPPERS LEADERS
Scoring: Cummings (22.9)
Rebounding: Cummings (9.6)
Assists: Nixon (11.1)

HONORS
None

HEAD COACH
Jim Lynam

ASSISTANT COACHES
Don Casey
Don Chaney

ATHLETIC TRAINER
Mike Shimensky

GAME-BY-GAME RESULTS

OCTOBER (1-1)				
10/28/83	at Portland	L	93-107	0-1
10/29/83	**Denver**	**W**	**141-128**	**1-1**
NOVEMBER (4-12)				
11/2/83	**L.A. Lakers**	**W**	**110-106**	**2-1**
11/4/83	**Seattle**	**W**	**121-97**	**3-1**
11/5/83	at Denver	L	121-127	3-2
11/8/83	at Washington	L	113-119	3-3
11/9/83	at Boston	L	122-129	3-4
11/11/83	at New York	L	95-116	3-5
11/13/83	at Philadelphia	L	*116-124	3-6
11/15/83	at Atlanta	L	102-107	3-7
11/17/83	**Milwaukee**	**W**	**141-122**	**4-7**
11/20/83	**Cleveland**	**W**	**99-97**	**5-7**
11/22/83	at Kansas City	L	99-118	5-8
11/23/83	at Denver	L	114-133	5-9
11/25/83	at San Antonio	L	120-133	5-10
11/26/83	New Jersey	L	102-104	5-11
11/29/83	at Seattle	L	114-119	5-12
11/30/83	Utah	L	115-117	5-13
DECEMBER (6-8)				
12/2/83	**Golden State**	**W**	**109-108**	**6-13**
12/4/83	at L.A. Lakers	L	99-120	6-14
12/7/83	**San Antonio**	**W**	**106-102**	**7-14**
12/9/83	New York	L	92-111	7-15
12/10/83	at Phoenix	L	93-109	7-16
12/11/83	**Dallas**	**W**	**118-116**	**8-16**
12/14/83	at San Antonio	L	114-129	8-17
12/16/83	at L.A. Lakers	L	109-122	8-18
12/18/83	at Golden State	L	97-99	8-19
12/21/83	**Houston**	**W**	**128-97**	**9-19**
12/23/83	Phoenix	L	115-121	9-20
12/27/83	**at Houston**	**W**	**110-95**	**10-20**
12/28/83	at Dallas	L	92-109	10-21
12/30/83	**at Kansas City**	**W**	**99-96**	**11-21**
JANUARY (4-8)				
1/4/84	**Kansas City**	**W**	**122-121**	**12-21**
1/6/84	Dallas	L	106-123	12-22
1/10/84	at Seattle	L	106-111	12-23
1/11/84	at Phoenix	L	104-129	12-24
1/13/84	Utah	L	119-122	12-25
1/15/84	at Kansas City	L	96-109	12-26
1/17/84	at Golden State	L	110-123	12-27
1/18/84	**Washington**	**W**	**110-101**	**13-27**
1/20/84	Seattle	L	108-110	13-28
1/24/84	**Portland**	**W**	**118-113**	**14-28**
1/26/84	**Phoenix**	**W**	**119-101**	**15-28**
1/31/84	at Indiana	L	97-111	15-29
FEBRUARY (6-9)				
2/1/84	at New Jersey	L	106-111	15-30
2/3/84	at Detroit	L	111-126	15-31
2/4/84	at Cleveland	L	100-108	15-32
2/7/84	**at Utah (L)**	**W**	**109-103**	**16-32**
2/8/84	Portland	L	105-114	16-33
2/10/84	**Atlanta**	**W**	**113-101**	**17-33**
2/12/84	at Milwaukee	L	*100-107	17-34
2/14/84	at Chicago	L	99-112	17-35
2/16/84	Houston	L	100-111	17-36
2/18/84	L.A. Lakers	L	116-120	17-37
2/22/84	**Boston**	**W**	**114-107**	**18-37**
2/23/84	**at Golden State**	**W**	**108-103**	**19-37**
2/26/84	**at Seattle**	**W**	**101-93**	**20-37**
2/28/84	at Portland	L	99-117	20-38
2/29/84	**Phoenix**	**W**	**102-95**	**21-38**
MARCH (7-9)				
3/2/84	Golden State	L	103-110	21-39
3/4/84	Philadelphia	L	122-127	21-40
3/7/84	**Indiana**	**W**	**114-110**	**22-40**
3/9/84	**Denver**	**W**	**134-126**	**23-40**
3/10/84	**Chicago**	**W**	**115-110**	**24-40**
3/13/84	at Houston	L	109-117	24-41
3/14/84	at Dallas	L	101-105	24-42
3/16/84	**Houston**	**W**	**128-118**	**25-42**
3/18/84	San Antonio	L	135-140	25-43
3/20/84	at Portland	L	105-106	25-44
3/21/84	Detroit	L	123-132	25-45
3/23/84	**Seattle**	**W**	**108-102**	**26-45**
3/25/84	at L.A. Lakers	L	102-114	26-46
3/27/84	at Phoenix	L	109-116	26-47
3/28/84	**L.A. Lakers**	**W**	**122-115**	**27-47**
3/30/84	**Golden State**	**W**	**124-112**	**28-47**
APRIL (2-5)				
4/1/84	at Denver	L	103-129	28-48
4/4/84	Kansas City	L	116-121	28-49
4/6/84	**Portland**	**W**	**121-112**	**29-49**
4/7/84	at San Antonio	L	112-126	29-50
4/10/84	Dallas	L	114-116	29-51
4/12/84	at Utah	L	94-113	29-52
4/14/84	**Utah**	**W**	**146-128**	**30-52**

** Indicates overtime (0-2)*
***Bold** indicates wins*
(L) Indicates game played in Las Vegas

1982-83 SAN DIEGO CLIPPERS

PLAYER	G	Min.	FG	FGA	Pct.	3FG	3FGA	Pct.	FT	FTA	Pct.	—Rebounds— Off.	Def.	Tot.	Ast.	PF	Dq.	STL	TO	Blk.	Pts.	AVG
Terry Cummings	70	2531	684	1309	.523	0	1	.000	292	412	.709	303	441	744	177	294	10	129	204	62	1660	23.7
Tom Chambers	79	2665	519	1099	.472	0	8	.000	353	488	.723	218	301	519	192	333	15	79	234	57	1391	17.6
Bill Walton	33	1099	200	379	.528	0	0	—	65	117	.556	75	248	323	120	113	0	34	105	119	465	14.1
Lionel Hollins	56	1844	313	717	.437	3	21	.143	129	179	.721	30	98	128	373	155	2	111	198	14	758	13.5
Michael Brooks	82	2457	402	830	.484	5	15	.333	193	277	.697	239	282	521	262	297	6	112	177	39	1002	12.2
Al Wood	76	1822	343	740	.464	15	50	.300	124	161	.770	96	140	236	134	188	5	55	111	36	825	10.9
Craig Hodges	76	2022	318	704	.452	20	90	.222	94	130	.723	53	69	122	275	192	3	82	161	4	750	9.9
Randy Smith	65	1264	244	499	.489	3	16	.188	101	117	.863	35	53	88	192	122	1	54	89	0	592	9.1
Jerome Whitehead	46	905	164	306	.536	0	0	—	72	87	.828	105	156	261	42	139	2	21	65	15	400	8.7
Lowes Moore	37	642	81	190	.426	6	23	.261	42	56	.750	15	40	55	73	72	1	22	46	1	210	5.7
Joe Cooper (SD)	13	275	31	59	.525	0	0	—	11	20	.550	36	35	71	15	39	0	8	23	19	73	5.6
Joe Cooper (TOT)	20	333	37	72	.514	0	0	—	16	29	.552	42	44	86	17	49	0	9	32	20	90	4.5
Richard Anderson	78	1274	174	431	.404	7	19	.368	48	69	.696	111	161	272	120	170	2	57	93	26	403	5.2
Hutch Jones	9	85	17	37	.459	0	0	—	6	6	1.000	10	7	17	4	14	0	3	6	0	40	4.4
Jim Brogan	58	466	91	213	.427	3	13	.231	34	43	.791	33	29	62	66	79	0	26	43	9	219	3.8
Bob Gross	27	373	35	82	.427	1	3	.333	12	19	.632	32	34	66	34	69	1	22	24	7	83	3.1
Swen Nater	7	51	6	20	.300	0	0	—	4	4	1.000	2	11	13	1	1	0	1	3	0	16	2.3
Robert Smith	5	43	2	13	.154	0	1	.000	7	8	.875	1	2	3	6	7	0	4	3	0	11	2.2
John Douglas	3	12	1	6	.167	1	2	.500	2	2	1.000	0	1	1	1	0	0	0	0	0	5	1.7

RECORD
25-57
Home 18-23, Road 7-34
6th place, Pacific Division

PLAYOFFS
None

CLIPPERS LEADERS
Scoring: Cummings (23.7)
Rebounding: Cummings (10.6)
Assists: Hollins (6.7)

HONORS
Terry Cummings
1983 Rookie of the Year
Rookie of the Month
(11/82, 1/83, 2/83, 3/83)

HEAD COACH
Paul Silas

ASSISTANT COACH
Pete Babcock

ATHLETIC TRAINER
Mike Shimensky

GAME-BY-GAME RESULTS

OCTOBER (0-2)				
10/29/82	Phoenix	L	99-113	0-1
10/31/82	Seattle	L	109-127	0-2
NOVEMBER (3-11)				
11/2/82	at New Jersey	L	100-110	0-3
11/3/82	at Philadelphia	L	111-130	0-4
11/5/82	at Milwaukee	L	99-130	0-5
11/6/82	at Chicago	L	124-129	0-6
11/9/82	at Indiana	L	95-100	0-7
11/11/82	**San Antonio**	**W**	**109-105**	**1-7**
11/13/82	Kansas City	L	111-112	1-8
11/16/82	Denver	L	130-136	1-9
11/18/82	**Cleveland**	**W**	**107-98**	**2-9**
11/20/82	Washington	L	87-95	2-10
11/24/82	**New Jersey**	**W**	**114-109**	**3-10**
11/26/82	L.A. Lakers	L	115-117	3-11
11/27/82	at Denver	L	125-141	3-12
11/30/82	at Portland	L	114-121	3-13
DECEMBER (3-12)				
12/1/82	at Seattle	L	110-131	3-14
12/3/82	Philadelphia	L	110-127	3-15
12/4/82	**at Phoenix**	**W**	**113-103**	**4-15**
12/7/82	at Golden State	L	114-121	4-16
12/10/82	at Kansas City	L	106-118	4-17
12/11/82	at Dallas	L	118-124	4-18
12/15/82	at Utah	L	113-119	4-19
12/16/82	Portland	L	103-111	4-20
12/18/82	Seattle	L	107-121	4-21
12/21/82	Dallas	L	118-121	4-22
12/23/82	L.A. Lakers	L	115-120	4-23
12/26/82	**Portland**	**W**	**112-105**	**5-23**
12/28/82	at Atlanta	L	113-123	5-24
12/29/82	at San Antonio	L	115-124	5-25
12/30/82	**at Houston**	**W**	**108-93**	**6-25**
JANUARY (8-7)				
1/1/83	Detroit	L	105-117	6-26
1/5/83	**at Utah**	**W**	***122-115**	**7-26**
1/6/83	Houston	L	107-109	7-27
1/8/83	**Denver**	**W**	**122-120**	**8-27**
1/11/83	**at Houston**	**W**	**105-97**	**9-27**
1/12/83	at Dallas	L	110-112	9-28
1/14/83	**Kansas City**	**W**	**127-120**	**10-28**
1/15/83	at Phoenix	L	101-114	10-29
1/16/83	Utah	L	111-115	10-30
1/19/83	at L.A. Lakers	L	104-107	10-31
1/20/83	**Indiana**	**W**	**100-95**	**11-31**
1/22/83	**Golden State**	**W**	**99-89**	**12-31**
1/25/83	Milwaukee	L	102-115	12-32
1/27/83	**Atlanta**	**W**	**110-100**	**13-32**
1/29/83	**at New York**	**W**	**106-97**	**14-32**
FEBRUARY (6-6)				
2/2/83	at Boston	L	110-120	14-33
2/3/83	**at Detroit**	**W**	**115-108**	**15-33**
2/4/83	at Washington	L	93-100	15-34
2/6/83	at Cleveland	L	107-110	15-35
2/8/83	**Denver**	**W**	**125-98**	**16-35**
2/10/83	**Phoenix**	**W**	**101-100**	**17-35**
2/15/83	at Portland	L	106-115	17-36
2/17/83	**at Golden State**	**W**	**112-102**	**18-36**
2/20/83	**Utah**	**W**	**107-97**	**19-36**
2/22/83	at Seattle	L	101-117	19-37
2/24/83	**Boston**	**W**	**122-107**	**20-37**
2/26/83	at Houston	L	108-120	20-38
MARCH (5-10)				
3/1/83	at Utah	L	105-127	20-39
3/2/83	Portland	L	102-104	20-40
3/4/83	San Antonio	L	99-107	20-41
3/6/83	at Kansas City	L	105-144	20-42
3/9/83	at L.A. Lakers	L	114-119	20-43
3/11/83	**Chicago**	**W**	****130-123**	**21-43**
3/13/83	at Dallas	L	102-111	21-44
3/15/83	at San Antonio	L	109-130	21-45
3/17/83	San Antonio	L	101-111	21-46
3/19/83	**L.A. Lakers**	**W**	**107-99**	**22-46**
3/22/83	**Houston**	**W**	**128-98**	**23-46**
3/24/83	Dallas	L	113-118	23-47
3/26/83	**Golden State**	**W**	***121-117**	**24-47**
3/29/83	at L.A. Lakers	L	109-127	24-48
3/30/83	**New York**	**W**	**103-97**	**25-48**
APRIL (0-9)				
4/1/83	Kansas City	L	119-135	25-49
4/2/83	at Denver	L	99-107	25-50
4/5/83	Seattle	L	**109-115	25-51
4/7/83	at Seattle	L	96-102	25-52
4/10/83	at Golden State	L	93-102	25-53
4/13/83	Golden State	L	92-113	25-54
4/14/83	at Portland	L	83-120	25-55
4/15/83	Phoenix	L	101-113	25-56
4/17/83	at Phoenix	L	101-110	25-57

** Indicates overtime (2-0)*
*** Indicates double overtime (1-1)*
***Bold** indicates wins*

1981-82 SAN DIEGO CLIPPERS

PLAYER	G	Min.	FG	FGA	Pct.	3FG	3FGA	Pct.	FT	FTA	Pct.	—Rebounds— Off.	Def.	Tot.	Ast.	PF	Dq.	STL	TO	Blk.	Pts.	AVG
Tom Chambers	81	2682	554	1056	.525	0	2	.000	284	458	.620	211	350	561	146	341	17	58	220	46	1392	17.2
Freeman Williams	37	808	234	513	.456	24	74	.324	118	140	.843	21	29	50	67	85	1	23	89	0	610	16.5
Michael Brooks	82	2750	537	1066	.504	0	7	.000	202	267	.757	207	417	624	236	285	7	113	197	39	1276	15.6
Jerome Whitehead	72	2214	406	726	.559	0	0	—	184	241	.763	231	433	664	102	290	16	48	141	44	996	13.8
Phil Smith	48	1446	253	575	.440	5	24	.208	123	168	.732	34	83	117	233	151	0	45	116	19	634	13.2
Charlie Criss (SD)	28	840	138	288	.479	8	21	.381	76	86	.884	7	37	44	112	56	0	21	52	4	360	12.9
Charlie Criss (TOT)	55	1392	222	498	.446	10	29	.345	141	159	.887	13	69	82	187	96	0	44	82	6	595	10.8
Al Wood (SD)	29	692	143	276	.518	3	18	.167	73	91	.802	29	61	90	47	74	4	22	60	8	362	12.5
Al Wood (TOT)	48	930	179	381	.470	3	24	.125	93	119	.782	51	83	134	58	108	4	31	71	9	454	9.5
Swen Nater	21	575	101	175	.577	1	1	1.000	59	79	.747	46	146	192	30	64	1	6	48	9	262	12.5
Joe Bryant	75	1988	341	701	.486	8	30	.267	194	247	.785	79	195	274	189	250	1	78	183	29	884	11.8
Brian Taylor	41	1274	165	328	.503	23	63	.365	90	110	.818	26	70	96	229	113	1	47	82	9	443	10.8
Michael Wiley	61	1013	203	359	.565	0	5	.000	98	141	.695	67	115	182	52	127	1	40	71	16	504	8.3
John Douglas	64	1031	181	389	.465	18	59	.305	67	102	.657	27	63	90	146	147	2	48	92	9	447	7.0
Jim Brogan	63	1027	165	364	.453	9	32	.281	61	84	.726	61	59	120	156	123	2	49	83	13	400	6.3
Armond Hill (SD)	19	480	34	89	.382	0	2	.000	22	32	.688	6	21	27	81	51	0	16	52	3	90	4.7
Armond Hill (TOT)	40	723	53	126	.421	0	2	.000	39	55	.709	12	40	52	106	88	0	21	66	5	145	3.6
Ron Davis	7	67	10	25	.400	0	0	—	3	6	.500	7	6	13	4	8	0	0	5	0	23	3.3
Jim Smith	72	858	86	169	.509	0	0	—	39	85	.459	72	110	182	46	185	5	22	47	51	211	2.9
Rock Lee	2	10	1	2	.500	0	0	—	0	4	.000	0	1	1	2	3	0	0	0	0	2	1.0

RECORD
17-65
Home 11-30, Road 6-35
6th place, Pacific Division

PLAYOFFS
None

CLIPPERS LEADERS
Scoring: Chambers (17.2)
Rebounding: Whitehead (9.2)
Assists: Brooks (2.9)

HONORS
Tom Chambers
Rookie of the Month (1/82)

HEAD COACH
Paul Silas

ASSISTANT COACHES
Pete Babcock
Bill Westphal

ATHLETIC TRAINER
Mike Shimensky

GAME-BY-GAME RESULTS

OCTOBER (1-0)				
10/31/81	**Houston**	**W**	**125-110**	**1-0**
NOVEMBER (3-10)				
11/4/81	at Kansas City	L	128-129	1-1
11/6/81	at Chicago	L	93-114	1-2
11/7/81	at Milwaukee	L	102-105	1-3
11/10/81	Utah	L	97-106	1-4
11/12/81	**Portland**	**W**	**122-115**	**2-4**
11/14/81	Indiana	L	114-123	2-5
11/18/81	at Denver	L	128-133	2-6
11/19/81	Golden State	L	100-105	2-7
11/21/81	L.A. Lakers	L	117-119	2-8
11/24/81	Chicago	L	102-109	2-9
11/25/81	at Utah	L	100-102	2-10
11/27/81	**at L.A. Lakers**	**W**	**138-129**	**3-10**
11/28/81	**Seattle**	**W**	**122-120**	**4-10**
DECEMBER (3-11)				
12/1/81	at Phoenix	L	94-117	4-11
12/3/81	**Dallas**	**W**	**113-111**	**5-11**
12/5/81	at Golden State	L	113-138	5-12
12/8/81	**Phoenix**	**W**	**121-110**	**6-12**
12/11/81	Washington	L	102-106	6-13
12/13/81	at Seattle	L	74-98	6-14
12/15/81	at Portland	L	101-118	6-15
12/17/81	Seattle	L	92-106	6-16
12/19/81	L.A. Lakers	L	100-106	6-17
12/23/81	San Antonio	L	109-114	6-18
12/26/81	Portland	L	116-128	6-19
12/27/81	at L.A. Lakers	L	117-139	6-20
12/29/81	at San Antonio	L	107-119	6-21
12/30/81	**at Atlanta**	**W**	**94-91**	**7-21**
JANUARY (6-9)				
1/2/82	Houston	L	101-108	7-22
1/5/82	**Kansas City**	**W**	**112-104**	**8-22**
1/6/82	at Denver	L	114-136	8-23
1/7/82	Dallas	L	112-113	8-24
1/9/82	**Utah**	**W**	**125-118**	**9-24**
1/12/82	at Houston	L	106-107	9-25
1/13/82	**at Dallas**	**W**	**105-102**	**10-25**
1/15/82	**Cleveland**	**W**	**117-108**	**11-25**
1/16/82	at Phoenix	L	87-106	11-26
1/17/82	Denver	L	131-138	11-27
1/20/82	**at Golden State**	**W**	**108-99**	**12-27**
1/21/82	Detroit	L	110-120	12-28
1/23/82	New Jersey	L	109-113	12-29
1/27/82	**Phoenix**	**W**	**99-92**	**13-29**
1/29/82	at Portland	L	93-96	13-30
FEBRUARY (2-12)				
2/2/82	at Houston	L	106-122	13-31
2/3/82	**at Dallas**	**W**	**113-106**	**14-31**
2/5/82	New York	L	85-90	14-32
2/7/82	at Seattle	L	97-99	14-33
2/9/82	Houston	L	121-129	14-34
2/12/82	Boston	L	116-129	14-35
2/13/82	at Denver	L	129-146	14-36
2/16/82	Atlanta	L	91-102	14-37
2/18/82	at Indiana	L	114-119	14-38
2/19/82	at Kansas City	L	97-113	14-39
2/20/82	**at San Antonio**	**W**	**118-101**	**15-39**
2/23/82	Philadelphia	L	101-115	15-40
2/26/82	at Boston	L	110-122	15-41
2/28/82	at New Jersey	L	95-110	15-42
MARCH (1-15)				
3/2/82	at New York	L	101-108	15-43
3/3/82	at Philadelphia	L	107-125	15-44
3/5/82	Golden State	L	*116-117	15-45
3/7/82	at Seattle	L	106-144	15-46
3/9/82	**San Antonio**	**W**	**138-127**	**16-46**
3/11/82	Kansas City	L	107-113	16-47
3/13/82	Dallas	L	118-126	16-48
3/16/82	at Detroit	L	110-114	16-49
3/17/82	at Cleveland	L	*107-113	16-50
3/19/82	at Washington	L	98-108	16-51
3/21/82	at Kansas City	L	97-118	16-52
3/23/82	at San Antonio	L	98-106	16-53
3/25/82	Denver	L	117-129	16-54
3/27/82	Milwaukee	L	99-128	16-55
3/30/82	at L.A. Lakers	L	120-143	16-56
3/31/82	at Phoenix	L	106-127	16-57
APRIL (1-8)				
4/1/82	L.A. Lakers	L	100-117	16-58
4/3/82	Utah	L	124-133	16-59
4/6/82	Golden State	L	96-110	16-60
4/8/92	Seattle	L	*115-117	16-61
4/9/82	at Portland	L	104-124	16-62
4/10/82	at Golden State	L	119-132	16-63
4/12/82	at Utah	L	107-112	16-64
4/13/82	Phoenix	L	94-105	16-65
4/15/82	**Portland**	**W**	**129-123**	**17-65**

** Indicates overtime (0-3)*
***Bold** indicates wins*

1980-81 SAN DIEGO CLIPPERS

PLAYER	G	Min.	FG	FGA	Pct.	3FG	3FGA	Pct.	FT	FTA	Pct.	—Rebounds— Off.	Def.	Tot.	Ast.	PF	Dq.	STL	TO	Blk.	Pts.	AVG
Freeman Williams	82	1976	642	1381	.465	48	141	.340	253	297	.852	75	54	129	164	157	0	91	166	5	1585	19.3
Phil Smith	76	2378	519	1057	.491	4	18	.222	237	313	.757	49	107	156	372	231	1	84	176	18	1279	16.8
Swen Nater	82	2809	517	935	.553	0	0	—	244	307	.795	295	722	1017	199	295	8	49	211	46	1278	15.6
Michael Brooks	82	2479	488	1018	.479	0	6	.000	226	320	.706	210	232	442	208	234	2	99	163	31	1202	14.7
Joe Bryant	82	2359	379	791	.479	2	15	.133	193	244	.791	146	294	440	189	264	4	72	176	34	953	11.6
Brian Taylor	80	2312	310	591	.525	44	115	.383	146	185	.789	58	93	151	440	212	0	118	111	23	810	10.1
Sidney Wicks	49	1083	125	286	.437	0	1	.000	76	150	.507	79	144	223	111	168	3	40	94	40	326	6.7
Ron Davis	64	817	139	314	.443	2	8	.250	94	158	.595	47	72	119	47	98	0	36	61	11	374	5.8
Gar Heard	78	1631	149	396	.376	0	7	.000	79	101	.782	120	228	348	122	196	0	104	81	72	377	4.8
Henry Bibby	73	1112	118	306	.386	32	95	.337	67	98	.684	25	49	74	200	85	0	47	76	2	335	4.6
Jerome Whitehead (SD)	38	562	66	139	.475	0	1	.000	23	45	.511	48	135	183	24	100	2	15	45	8	155	4.1
Jerome Whitehead (TOT)	48	688	83	180	.461	0	1	.000	28	56	.500	58	156	214	26	122	2	20	56	9	194	4.0
Wally Rank	25	153	21	57	.368	0	0	—	13	28	.464	17	13	30	17	33	1	7	26	1	55	2.2
Tony Price	5	29	2	7	.286	0	0	—	0	0	—	0	0	0	3	3	0	2	2	1	4	0.8
Stan Pietkiewicz	6	30	2	5	.400	0	0	—	0	0	—	0	1	1	2	2	0	0	5	0	4	0.7

RECORD
36-46
Home 22-19, Road 14-27
5th place, Pacific Division

PLAYOFFS
None

CLIPPERS LEADERS
Scoring: Williams (19.3)
Rebounding: Nater (12.4)
Assists: Taylor (5.5)

HONORS
Freeman Williams
Player of the Month (12/80)
Brian Taylor
1981 NBA 3-Point Title

HEAD COACH
Paul Silas

ASSISTANT COACHES
Pete Babcock
Bill Westphal

ATHLETIC TRAINER
Larry Roberts

GAME-BY-GAME RESULTS

OCTOBER (3-7)				
10/10/80	**Houston**	**W**	**120-104**	**1-0**
10/11/80	at Golden State	L	91-104	1-1
10/17/80	Denver	L	116-129	1-2
10/19/80	Phoenix	L	84-102	1-3
10/21/80	at San Antonio	L	120-123	1-4
10/24/80	**Utah**	**W**	**103-100**	**2-4**
10/25/80	San Antonio	L	98-116	2-5
10/28/80	L.A. Lakers	L	101-131	2-6
10/29/80	at Phoenix	L	89-105	2-7
10/31/80	**Golden State**	**W**	**120-104**	**3-7**
NOVEMBER (7-9)				
11/4/80	**at Dallas**	**W**	**116-102**	**4-7**
11/5/80	**at Houston**	**W**	**111-104**	**5-7**
11/7/80	at Seattle	L	94-113	5-8
11/8/80	**at Portland**	**W**	***110-106**	**6-8**
11/11/80	Phoenix	L	107-109	6-9
11/13/80	San Antonio	L	107-113	6-10
11/14/80	at L.A. Lakers	L	100-113	6-11
11/15/80	Kansas City	L	94-96	6-12
11/18/80	at Cleveland	L	94-104	6-13
11/20/80	at Detroit	L	90-97	6-14
11/21/80	at Washington	L	90-102	6-15
11/23/80	**Seattle**	**W**	**110-99**	**7-15**
11/25/80	**Denver**	**W**	**108-94**	**8-15**
11/26/80	at Denver	L	109-113	8-16
11/28/80	**at Seattle**	**W**	**93-92**	**9-16**
11/30/80	**Golden State**	**W**	**120-100**	**10-16**
DECEMBER (8-5)				
12/3/80	**at L.A. Lakers**	**W**	**120-114**	**11-16**
12/4/80	Portland	L	100-103	11-17
12/7/80	**New Jersey**	**W**	**98-95**	**12-17**
12/9/80	at Atlanta	L	87-114	12-18
12/10/80	at Kansas City	L	100-112	12-19
12/12/80	at Dallas	L	*109-112	12-20
12/14/80	**Seattle**	**W**	**91-81**	**13-20**
12/16/80	**L.A. Lakers**	**W**	**97-92**	**14-20**
12/18/80	**Dallas**	**W**	**102-92**	**15-20**
12/20/80	**at Utah**	**W**	**103-91**	**16-20**
12/21/80	**Detroit**	**W**	**117-97**	**17-20**
12/27/80	**Indiana**	**W**	**121-109**	**18-20**
12/30/80	at Houston	L	98-104	18-21
JANUARY (5-9)				
1/1/81	Boston	L	85-88	18-22
1/3/81	at Indiana	L	104-128	18-23
1/4/81	at Milwaukee	L	95-128	18-24
1/6/81	at Chicago	L	93-108	18-25
1/9/81	Denver	L	116-130	18-26
1/11/81	**at Kansas City**	**W**	**115-105**	**19-26**
1/14/81	**Atlanta**	**W**	**106-85**	**20-26**
1/16/81	at Utah	L	109-112	20-27
1/18/81	**Dallas**	**W**	**115-109**	**21-27**
1/21/81	**at Denver**	**W**	**125-116**	**22-27**
1/22/81	New York	L	93-100	22-28
1/24/81	Milwaukee	L	117-121	22-29
1/27/81	**Kansas City**	**W**	**119-114**	**23-29**
1/29/81	Portland	L	106-108	23-30
FEBRUARY (7-6)				
2/3/81	at New York	L	98-101	23-31
2/4/81	**at New Jersey**	**W**	**110-102**	**24-31**
2/6/81	at Philadelphia	L	113-129	24-32
2/8/81	at Boston	L	107-123	24-33
2/10/81	Phoenix	L	93-107	24-34
2/13/81	at Phoenix	L	94-110	24-35
2/17/81	**Chicago**	**W**	**128-95**	**25-35**
2/19/81	**Houston**	**W**	**116-99**	**26-35**
2/20/81	**at Golden State**	**W**	**115-114**	**27-35**
2/22/81	**Utah**	**W**	**108-93**	**28-35**
2/24/81	**at Portland**	**W**	**121-107**	**29-35**
2/25/81	Philadelphia	L	95-107	29-36
2/28/81	**at Houston**	**W**	**104-103**	**30-36**
MARCH (6-10)				
3/1/81	at Dallas	L	91-99	30-37
3/4/81	Washington	L	103-115	30-38
3/6/81	**Cleveland**	**W**	**140-125**	**31-38**
3/7/81	at Utah	L	94-97	31-39
3/8/81	**at Seattle**	**W**	**103-92**	**32-39**
3/10/81	Kansas City	L	100-107	32-40
3/12/81	L.A. Lakers	L	116-122	32-41
3/14/81	**San Antonio**	**W**	**126-118**	**33-41**
3/15/81	**at L.A. Lakers**	**W**	**122-118**	**34-41**
3/17/81	at Portland	L	112-127	34-42
3/19/81	**Golden State**	**W**	**139-113**	**35-42**
3/22/81	at San Antonio	L	99-107	35-43
3/24/81	**Seattle**	**W**	**111-106**	**36-43**
3/25/81	at Golden State	L	114-120	36-44
3/27/81	at Phoenix	L	100-124	36-45
3/29/81	Portland	L	129-144	36-46

** Indicates overtime (1-1)*
***Bold** indicates wins*

1979-80 SAN DIEGO CLIPPERS

PLAYER	G	Min.	FG	FGA	Pct.	3FG	3FGA	Pct.	FT	FTA	Pct.	—Rebounds— Off.	Def.	Tot.	Ast.	PF	Dq.	STL	TO	Blk.	Pts.	AVG
World B. Free	68	2585	737	1556	.474	9	25	.360	572	760	.753	129	109	238	283	195	0	81	228	32	2055	30.2
Freeman Williams	82	2118	645	1343	.480	42	128	.328	194	238	.815	103	89	192	166	145	0	72	171	9	1526	18.6
Bill Walton	14	337	81	161	.503	0	0	—	32	54	.593	28	98	126	34	37	0	8	37	38	194	13.9
Brian Taylor	78	2754	418	895	.467	90	239	.377	130	162	.802	76	112	188	335	246	6	147	141	25	1056	13.5
Swen Nater	81	2860	443	799	.554	0	2	.000	196	273	.718	352	864	1216	233	259	3	45	257	37	1082	13.4
Bobby Smith (SD)	70	1988	352	819	.430	22	76	.289	93	107	.869	92	153	245	93	188	4	59	72	15	819	11.7
Bobby Smith (TOT)	78	2123	385	891	.432	23	81	.284	100	115	.870	94	165	259	100	209	4	62	81	17	893	11.4
Joe Bryant	81	2328	294	682	.431	5	34	.147	161	217	.742	171	345	516	144	258	4	102	170	39	754	9.3
Sidney Wicks	71	2146	210	496	.423	0	1	.000	83	152	.546	138	271	409	213	241	5	76	167	52	503	7.1
Nick Weatherspoon	57	1124	164	378	.434	0	0	—	63	91	.692	83	125	208	54	136	1	34	86	17	391	6.9
Stan Pietkiewicz	50	577	91	179	.508	9	36	.250	37	46	.804	26	19	45	94	52	1	25	51	4	228	4.6
Bob Carrington	10	134	15	37	.405	0	2	.000	6	8	.750	6	7	13	3	18	0	4	5	1	36	3.6
Jerome Whitehead	18	225	27	45	.600	0	0	—	5	18	.278	29	41	70	6	32	0	1	8	6	59	3.3
Marvin Barnes	20	287	24	60	.400	0	0	—	16	32	.500	34	43	77	18	52	0	5	18	12	64	3.2
Steve Malovic	28	277	23	42	.548	0	0	—	7	9	.778	27	31	58	12	35	0	5	14	1	53	1.9
John Olive	1	15	0	2	.000	0	0	—	0	0	—	0	1	1	0	2	0	0	2	0	0	0.0

RECORD
35-47
Home 24-17, Road 11-30
5th place, Pacific Division

PLAYOFFS
None

CLIPPERS LEADERS
Scoring: Free (30.2)
Rebounding: Nater (15.0)
Assists: Taylor (4.3)

HONORS
World B. Free
1980 All-Star Game

Swen Nater
1980 NBA Rebounding Title
Player of the Week (12/23/79)

Brian Taylor
1980 NBA 3-Point Title

HEAD COACH
Gene Shue

ASSISTANT COACH
Bob Weiss

ATHLETIC TRAINER
Larry Roberts

GAME-BY-GAME RESULTS

OCTOBER (4-7)				
10/12/79	L.A. Lakers	L	102-103	0-1
10/14/79	**Seattle**	**W**	**98-93**	**1-1**
10/16/79	at Portland	L	81-88	1-2
10/18/79	**Chicago**	**W**	**111-107**	**2-2**
10/19/79	at Seattle	L	98-106	2-3
10/22/79	at Utah	L	109-110	2-4
10/23/79	**Denver**	**W**	**132-127**	**3-4**
10/25/79	Milwaukee	L	115-118	3-5
10/27/79	**Seattle**	**W**	**110-105**	**4-5**
10/28/79	Kansas City	L	101-106	4-6
10/31/79	San Antonio	L	123-130	4-7
NOVEMBER (7-8)				
11/2/79	Portland	L	102-123	4-8
11/3/79	**Utah**	**W**	**126-109**	**5-8**
11/6/79	at L.A. Lakers	L	112-127	5-9
11/7/79	**at Phoenix**	**W**	**114-102**	**6-9**
11/9/79	at Chicago	L	92-107	6-10
11/10/79	at Milwaukee	L	104-133	6-11
11/13/79	L.A. Lakers	L	91-137	6-12
11/16/79	**Indiana**	**W**	**105-97**	**7-12**
11/18/79	**Milwaukee**	**W**	**112-96**	**8-12**
11/20/79	**Phoenix**	**W**	**117-110**	**9-12**
11/21/79	at Denver	L	84-105	9-13
11/23/79	Kansas City	L	91-107	9-14
11/27/79	**Chicago**	**W**	**128-103**	**10-14**
11/28/79	**at Golden State**	**W**	**114-108**	**11-14**
11/30/79	at Philadelphia	L	101-104	11-15
DECEMBER (9-6)				
12/1/79	at Atlanta	L	96-106	11-16
12/4/79	at Cleveland	L	112-115	11-17
12/6/79	**Golden State**	**W**	**105-103**	**12-17**
12/7/79	**at L.A. Lakers**	**W**	**116-108**	**13-17**
12/9/79	**at Portland**	**W**	**98-96**	**14-17**
12/12/79	Houston	L	107-118	14-18
12/14/79	**Denver**	**W**	**112-108**	**15-18**
12/16/79	**Detroit**	**W**	**133-126**	**16-18**
12/18/79	at Kansas City	L	96-110	16-19
12/20/79	**New York**	**W**	**128-118**	**17-19**
12/21/79	**at Utah**	**W**	**110-98**	**18-19**
12/23/79	**Utah**	**W**	***124-118**	**19-19**
12/26/79	at Seattle	L	104-124	19-20
12/27/79	Boston	L	97-118	19-21
12/29/79	**at Washington**	**W**	**93-90**	**20-21**
JANUARY (8-8)				
1/2/80	**at New Jersey**	**W**	**103-97**	**21-21**
1/3/80	at New York	L	101-138	21-22
1/4/80	at Chicago	L	118-121	21-23
1/6/80	**Seattle**	**W**	**105-103**	**22-23**
1/8/80	**at Kansas City**	**W**	**124-116**	**23-23**
1/9/80	**at Milwaukee**	**W**	**111-107**	**24-23**
1/11/80	**Golden State**	**W**	**116-112**	**25-23**
1/12/80	**Utah**	**W**	**119-102**	**26-23**
1/16/80	**Atlanta**	**W**	**111-108**	**27-23**
1/18/80	at Golden State	L	91-92	27-24
1/19/80	at Phoenix	L	123-137	27-25
1/22/80	at San Antonio	L	109-129	27-26
1/23/80	at Houston	L	**110-111	27-27
1/25/80	at Indiana	L	117-139	27-28
1/27/80	at Boston	L	108-131	27-29
1/29/80	**Phoenix**	**W**	**133-121**	**28-29**
FEBRUARY (3-8)				
2/6/80	at Golden State	L	92-117	28-30
2/8/80	**Portland**	**W**	**118-104**	**29-30**
2/9/80	at Denver	L	104-123	29-31
2/13/80	Washington	L	103-108	29-32
2/17/80	Kansas City	L	107-108	29-33
2/19/80	New Jersey	L	113-123	29-34
2/21/80	**Philadelphia**	**W**	**104-99**	**30-34**
2/24/80	at Chicago	L	102-110	30-35
2/26/80	at Milwaukee	L	88-122	30-36
2/27/80	**at Detroit**	**W**	**129-113**	**31-36**
2/29/80	at Kansas City(SL)	L	93-98	31-37
MARCH (4-10)				
3/2/80	Milwaukee	L	98-101	31-38
3/4/80	**Cleveland**	**W**	**116-105**	**32-38**
3/8/80	**at Utah**	**W**	**113-98**	**33-38**
3/9/80	Golden State	L	107-125	33-39
3/11/80	L.A. Lakers	L	106-123	33-40
3/13/80	**Denver**	**W**	**116-102**	**34-40**
3/15/80	**Phoenix**	**W**	**120-109**	**35-40**
3/16/80	at Denver	L	107-127	35-41
3/18/80	Chicago	L	101-115	35-42
3/21/80	at Seattle	L	104-107	35-43
3/23/80	at Portland	L	91-98	35-44
3/27/80	Portland	L	93-96	35-45
3/28/80	at L.A. Lakers	L	88-126	35-46
3/30/80	at Phoenix	L	104-122	35-47

** Indicates overtime (1-0)*
*** Indicates double overtime (0-1)*
Bold *indicates wins*
(SL) Indicates game played in St. Louis

1978-79 SAN DIEGO CLIPPERS

PLAYER	G	Min.	FG	FGA	Pct.	FT	FTA	Pct.	—Rebounds— Off.	Def.	Tot.	Ast.	PF	Dq.	Stl.	TO	Blk.	Pts.	Avg.
World B. Free	78	2954	795	1653	.481	654	865	.756	127	174	301	340	253	8	111	297	35	2244	28.8
Randy Smith	82	3111	693	1523	.455	292	359	.813	102	193	295	395	177	1	177	255	5	1678	20.5
Nick Weatherspoon	82	2642	479	998	.480	176	238	.739	179	275	454	135	287	6	80	184	37	1134	13.8
Kermit Washington	82	2764	350	623	.562	227	330	.688	296	504	800	125	317	11	85	185	121	927	11.3
Swen Nater	79	2006	357	627	.569	132	165	.800	218	483	701	140	244	6	38	170	29	846	10.7
Freeman Williams	72	1195	335	683	.490	76	98	.776	48	50	98	83	88	0	42	99	2	746	10.4
Sidney Wicks	79	2022	312	676	.462	147	226	.650	159	246	405	126	274	4	70	180	36	771	9.8
Connie Norman	22	323	71	165	.430	19	23	.826	13	19	32	24	35	0	10	22	3	161	7.3
Kevin Kunnert	81	1684	234	501	.467	56	85	.659	202	367	569	113	309	7	45	141	118	524	6.5
Brian Taylor	20	212	30	83	.361	16	18	.889	13	13	26	20	34	0	24	17	0	76	3.8
Bob Bigelow	29	413	36	90	.400	13	21	.619	15	31	46	25	37	0	12	18	2	85	2.9
John Olive	34	189	13	40	.325	18	23	.783	3	16	19	3	32	0	4	13	0	44	1.3
Jerome Whitehead	31	152	15	34	.441	8	18	.444	16	34	50	7	29	0	3	11	4	38	1.2
Stan Pietkiewicz	4	32	1	8	.125	2	2	1.000	0	6	6	3	5	0	1	1	0	4	1.0
Scott Lloyd	5	31	0	2	.000	0	0	—	1	2	3	0	6	0	1	8	0	0	0.0

RECORD
43-39
Home 29-12, Road 14-27
5th place, Pacific Division

PLAYOFFS
None

CLIPPERS LEADERS
Scoring: Free (28.8)
Rebounding: Washington (9.8)
Assists: Smith (4.8)

HONORS
World B. Free
All-NBA Second Team

HEAD COACH
Gene Shue

ASSISTANT COACH
Bob Weiss

ATHLETIC TRAINER
Larry Roberts

GAME-BY-GAME RESULTS

OCTOBER (5-6)				
10/13/78	at Phoenix	L	114-128	0-1
10/14/78	at Golden State	L	89-117	0-2
10/15/78	Denver	L	94-98	0-3
10/17/78	**Chicago**	**W**	**99-94**	**1-3**
10/18/78	San Antonio	L	125-127	1-4
10/20/78	**at Chicago**	**W**	**110-94**	**2-4**
10/21/78	at Indiana	L	119-125	2-5
10/24/78	**L.A. Lakers**	**W**	**124-123**	**3-5**
10/25/78	**Milwaukee**	**W**	**125-116**	**4-5**
10/27/78	at L.A. Lakers	L	101-113	4-6
10/29/78	**Seattle**	**W**	**103-100**	**5-6**
NOVEMBER (6-9)				
11/2/78	New York	L	122-127	5-7
11/3/78	at Portland	L	98-119	5-8
11/4/78	Cleveland	L	106-112	5-9
11/7/78	**at New Orleans**	**W**	**121-115**	**6-9**
11/8/78	at San Antonio	L	125-163	6-10
11/9/78	at Atlanta	L	101-125	6-11
11/11/78	at Houston	L	123-136	6-12
11/14/78	**Indiana**	**W**	**109-106**	**7-12**
11/16/78	**Golden State**	**W**	**112-109**	**8-12**
11/18/78	**New Orleans**	**W**	**114-111**	**9-12**
11/21/78	Atlanta	L	107-113	9-13
11/24/78	at Philadelphia	L	120-134	9-14
11/25/78	**at Kansas City**	**W**	**87-86**	**10-14**
11/26/78	**Boston**	**W**	**105-103**	**11-14**
11/30/78	Houston	L	104-113	11-15
DECEMBER (7-6)				
12/2/78	Detroit	L	113-120	11-16
12/6/78	at Boston	L	111-117	11-17
12/9/78	at New Jersey	L	120-125	11-18
12/10/78	**at Milwaukee**	**W**	**107-106**	**12-18**
12/12/78	**at New York**	**W**	**105-103**	**13-18**
12/13/78	at Washington	L	117-134	13-19
12/17/78	**Phoenix**	**W**	**116-110**	**14-19**
12/19/78	Philadelphia	L	113-124	14-20
12/25/78	**at Seattle**	**W**	**123-118**	**15-20**
12/26/78	**Chicago**	**W**	**115-109**	**16-20**
12/28/78	at Cleveland	L	114-116	16-21
12/29/78	**at Detroit**	**W**	**111-107**	**17-21**
12/30/78	**at Indiana**	**W**	**114-111**	**18-21**
JANUARY (8-6)				
1/2/79	**Detroit**	**W**	**137-119**	**19-21**
1/4/79	at Kansas City	L	99-108	19-22
1/6/79	at Milwaukee	L	93-104	19-23
1/9/79	**at New Orleans**	**W**	**114-107**	**20-23**
1/11/79	at San Antonio	L	111-140	20-24
1/13/79	at Atlanta	L	119-124	20-25
1/14/79	at Washington	L	91-125	20-26
1/17/79	**L.A. Lakers**	**W**	**119-117**	**21-26**
1/24/79	**Portland**	**W**	**122-121**	**22-26**
1/26/79	**at Chicago**	**W**	**107-91**	**23-26**
1/27/79	**at Cleveland**	**W**	**111-110**	**24-26**
1/28/79	at Detroit	L	118-128	24-27
1/30/79	**Milwaukee**	**W**	**117-113**	**25-27**
1/31/79	**New Jersey**	**W**	**112-104**	**26-27**
FEBRUARY (8-4)				
2/2/79	**Denver**	**W**	**124-100**	**27-27**
2/7/79	San Antonio	L	113-126	27-28
2/9/79	at Philadelphia	L	106-117	27-29
2/11/79	at New Jersey	L	98-104	27-30
2/13/79	Washington	L	**136-138	27-31
2/15/79	**New Orleans**	**W**	**122-112**	**28-31**
2/16/79	**at Denver**	**W**	**118-104**	**29-31**
2/18/79	**Atlanta**	**W**	**116-101**	**30-31**
2/23/79	**Philadelphia**	**W**	**117-116**	**31-31**
2/25/79	**Boston**	**W**	**131-116**	**32-31**
2/27/79	**Indiana**	**W**	**124-107**	**33-31**
2/28/79	**Kansas City**	**W**	**122-120**	**34-31**
MARCH (7-6)				
3/2/79	**at Boston**	**W**	**106-99**	**35-31**
3/3/79	at New York	L	108-111	35-32
3/7/79	**Houston**	**W**	**138-115**	**36-32**
3/10/79	**Cleveland**	**W**	**121-115**	**37-32**
3/14/79	**Portland**	**W**	**110-105**	**38-32**
3/17/79	**Golden State**	**W**	**107-102**	**39-32**
3/18/79	**New Jersey**	**W**	**110-98**	**40-32**
3/20/79	at Portland	L	109-115	40-33
3/21/79	**at Golden State**	**W**	**106-103**	**41-33**
3/23/79	at L.A. Lakers	L	119-156	41-34
3/27/79	at Seattle	L	109-115	41-35
3/29/79	Kansas City	L	111-116	41-36
3/30/79	at Denver	L	121-130	41-37
APRIL (2-2)				
4/1/79	**New York**	**W**	**126-116**	**42-37**
4/4/79	Seattle	L	107-115	42-38
4/6/79	at Phoenix	L	117-118	42-39
4/7/79	**Phoenix**	**W**	**120-116**	**43-39**

*** Indicates double overtime (0-1)*
Bold *indicates wins*

1977-78 BUFFALO BRAVES

PLAYER	G	Min.	FG	FGA	Pct.	FT	FTA	Pct.	—Rebounds— Off.	Def.	Tot.	Ast.	PF	Dq.	Stl.	TO	Blk.	Pts.	Avg.
Randy Smith	82	3314	789	1697	.465	443	554	.800	110	200	310	458	224	2	172	286	11	2021	24.6
Billy Knight	53	2155	457	926	.494	301	372	.809	126	257	383	161	137	0	82	167	13	1215	22.9
Swen Nater	78	2778	501	994	.504	208	272	.765	278	751	1029	216	274	3	40	225	47	1210	15.5
John Shumate	18	590	75	151	.497	74	99	.747	32	96	128	58	58	1	14	46	9	224	12.4
Larry McNeill (BB)	37	873	156	338	.462	130	156	.833	78	110	188	45	100	1	18	60	10	442	11.9
Larry McNeill (TOT)	46	940	162	356	.455	145	175	.829	80	122	202	47	114	1	18	67	11	469	10.2
Marvin Barnes (BB)	48	1377	226	543	.416	114	153	.745	107	241	348	117	198	7	57	107	72	566	11.8
Marvin Barnes (TOT)	60	1646	279	661	.422	128	182	.703	135	304	439	136	241	9	64	136	83	686	11.4
William Averitt (BB)	34	676	129	296	.436	64	96	.667	10	40	50	128	86	2	22	88	8	322	9.5
William Averitt (TOT)	55	1085	198	484	.409	100	141	.709	17	66	83	196	123	3	39	143	9	496	9.0
Mike Glenn	56	947	195	370	.527	51	65	.785	14	65	79	78	98	0	35	50	5	441	7.9
Chuck Williams	73	2002	208	436	.477	114	138	.826	29	108	137	317	137	0	48	156	4	530	7.3
Wil Jones	79	1711	226	514	.440	84	119	.706	106	228	334	116	255	7	70	137	43	536	6.8
Bill Willoughby	56	1079	156	363	.430	64	80	.800	76	143	219	38	131	2	24	56	47	376	6.7
Jim McDaniels	42	694	100	234	.427	36	42	.857	46	135	181	44	112	3	4	50	37	236	5.6
Ted McClain	41	727	81	184	.440	50	63	.794	11	64	75	123	88	2	42	68	2	212	5.2
Gus Gerard	10	85	16	40	.400	11	15	.733	6	8	14	9	13	0	2	7	3	43	4.3
Gary Brokaw	13	130	18	43	.419	18	24	.750	3	9	12	20	11	0	3	12	5	54	4.2
Scott Lloyd (BB)	56	566	68	160	.425	43	58	.741	45	74	119	35	83	1	11	36	9	179	3.2
Scott Lloyd (TOT)	70	678	80	193	.415	49	68	.721	52	93	145	44	105	1	14	43	14	209	3.0
Eddie Owens	8	63	9	21	.429	3	6	.500	5	5	10	5	9	0	1	3	0	21	2.6
Larry Johnson	4	38	3	13	.231	0	2	.000	1	4	5	7	3	0	5	3	2	6	1.5

RECORD
27-55
Home 20-21, Road 7-34
4th place, Atlantic Division

PLAYOFFS
None

BRAVES LEADERS
Scoring: Smith (24.6)
Rebounding: Nater (13.2)
Assists: Smith (5.6)

HONORS
Randy Smith
1978 All-Star Game MVP

HEAD COACH
Cotton Fitzsimmons

ASSISTANT COACH
Bob MacKinnon

ATHLETIC TRAINER/ TRAVELING SECRETARY
Ray Melchiorre

GAME-BY-GAME RESULTS

OCTOBER (2-4)

10/19/77	**Kansas City**	**W**	**112-108**	**1-0**
10/22/77	**New Jersey**	**W**	**101-96**	**2-0**
10/25/77	at Portland	L	85-107	2-1
10/26/77	at Seattle	L	92-97	2-2
10/28/77	at Golden State	L	97-104	2-3
10/29/77	at Denver	L	111-127	2-4

NOVEMBER (8-6)

11/2/77	**Denver**	**W**	**104-100**	**3-4**
11/4/77	**at Chicago**	**W**	**100-92**	**4-4**
11/5/77	San Antonio	L	101-111	4-5
11/9/77	**New York**	**W**	**124-113**	**5-5**
11/11/77	at Boston	L	103-109	5-6
11/12/77	**Chicago**	**W**	**106-103**	**6-6**
11/15/77	Indiana	L	94-100	6-7
11/16/77	**at Houston**	**W**	**101-97**	**7-7**
11/17/77	at San Antonio	L	108-111	7-8
11/19/77	**Boston**	**W**	**102-98**	**8-8**
11/21/77	Washington	L	97-114	8-9
11/22/77	**at New York**	**W**	**102-101**	**9-9**
11/26/77	Philadelphia	L	107-112	9-10
11/30/77	**Atlanta**	**W**	**105-93**	**10-10**

DECEMBER (3-10)

12/3/77	Seattle	L	95-102	10-11
12/6/77	**New Orleans**	**W**	**113-90**	**11-11**
12/11/77	at L.A. Lakers	L	*119-124	11-12
12/13/77	at Portland	L	108-111	11-13
12/14/77	at Phoenix	L	103-113	11-14
12/17/77	**at Detroit**	**W**	****126-122**	**12-14**
12/18/77	at Milwaukee	L	100-111	12-15
12/20/77	**Houston**	**W**	**110-104**	**13-15**
12/23/77	at New Jersey	L	102-103	13-16
12/25/77	at Cleveland	L	105-111	13-17
12/27/77	Milwaukee	L	105-108	13-18
12/28/77	at Washington	L	87-106	13-19
12/30/77	Detroit	L	87-103	13-20

JANUARY (3-9)

1/4/78	**L.A. Lakers**	**W**	**94-93**	**14-20**
1/7/78	Phoenix	L	97-107	14-21
1/12/78	**Indiana**	**W**	**111-92**	**15-21**
1/13/78	at Philadelphia	L	93-118	15-22
1/14/78	**Washington**	**W**	**130-93**	**16-22**
1/17/78	Portland	L	94-96	16-23
1/18/78	at Detroit	L	100-113	16-24
1/22/78	at Indiana	L	90-99	16-25
1/25/78	at Denver	L	*119-121	16-26
1/27/78	Golden State	L	94-101	16-27
1/29/78	at Atlanta	L	102-107	16-28
1/31/78	at New Orleans	L	95-114	16-29

FEBRUARY (3-10)

2/3/78	Cleveland	L	101-104	16-30
2/7/78	L.A. Lakers	L	105-132	16-31
2/8/78	at Milwaukee	L	103-104	16-32
2/10/78	**Philadelphia**	**W**	**116-110**	**17-32**
2/14/78	**Seattle**	**W**	**101-100**	**18-32**
2/16/78	at Washington	L	109-123	18-33
2/17/78	Kansas City	L	100-108	18-34
2/18/78	**at New York**	**W**	**122-112**	**19-34**
2/21/78	Phoenix	L	111-114	19-35
2/24/78	Boston	L	99-106	19-36
2/25/78	Houston	L	106-110	19-37
2/26/78	at Atlanta	L	117-119	19-38
2/28/78	at New Orleans	L	108-125	19-39

MARCH (7-10)

3/1/78	**at Houston**	**W**	**114-104**	**20-39**
3/2/78	at San Antonio	L	107-128	20-40
3/4/78	**New Jersey**	**W**	**111-107**	**21-40**
3/5/78	at New Jersey	L	103-109	21-41
3/8/78	**New Orleans**	**W**	**120-108**	**22-41**
3/10/78	**Cleveland**	**W**	**118-117**	**23-41**
3/12/78	**Portland**	**W**	**96-90**	**24-41**
3/14/78	**San Antonio**	**W**	***123-115**	**25-41**
3/15/78	at Indiana	L	106-111	25-42
3/17/78	**Milwaukee**	**W**	**136-127**	**26-42**
3/19/78	at Kansas City	L	108-122	26-43
3/21/78	at Golden State	L	104-111	26-44
3/22/78	at Seattle	L	92-97	26-45
3/24/78	at L.A. Lakers	L	115-120	26-46
3/25/78	at Phoenix	L	106-112	26-47
3/28/78	Detroit	L	118-123	26-48
3/29/78	at Philadelphia	L	118-149	26-49

APRIL (1-6)

4/1/78	Chicago	L	102-110	26-50
4/3/78	Denver	L	95-104	26-51
4/4/78	at Cleveland	L	105-116	26-52
4/5/78	Atlanta	L	74-87	26-53
4/7/78	**at Chicago**	**W**	**113-103**	**27-53**
4/8/78	New York	L	107-118	27-54
4/9/78	at Boston	L	114-131	27-55

** Indicates overtime (1-2)*
*** Indicates double overtime (1-0)*
Bold *indicates wins*

1976-77 BUFFALO BRAVES

PLAYER	G	Min.	FG	FGA	Pct.	FT	FTA	Pct.	—Rebounds— Off.	Def.	Tot.	Ast.	PF	Dq.	Stl.	Blk.	Pts.	Avg.
Bob McAdoo	20	767	182	400	.455	110	158	.696	66	198	264	65	74	1	16	34	474	23.7
Randy Smith	82	3094	702	1504	.467	294	386	.762	134	323	457	441	264	2	176	8	1698	20.7
Adrian Dantley	77	2816	544	1046	.520	476	582	.818	251	336	587	144	215	2	91	15	1564	20.3
John Shumate	74	2601	407	810	.502	302	450	.671	163	538	701	159	197	1	90	84	1116	15.1
Ernie DiGregorio	81	2267	365	875	.417	138	146	.945	52	132	184	378	150	1	57	3	868	10.7
Johnny Neumann	4	49	15	34	.441	5	6	.833	5	4	9	4	7	0	3	2	35	8.8
William Averitt	75	1136	234	619	.378	121	169	.716	20	58	78	134	127	2	30	5	589	7.9
George Johnson (BB)	39	1055	125	279	.448	46	67	.687	117	283	400	78	141	6	22	104	296	7.6
George Johnson (TOT)	78	1652	198	429	.462	71	98	.724	204	407	611	104	246	8	37	177	467	6.0
Don Adams	77	1710	216	526	.411	129	173	.746	130	241	371	150	201	0	74	16	561	7.3
John Gianelli (BB)	57	1283	171	397	.431	55	77	.714	94	203	297	57	117	0	21	70	397	7.0
John Gianelli (TOT)	76	1913	257	579	.444	90	125	.720	154	321	475	83	171	0	35	98	604	7.9
Gus Gerard (BB)	41	592	100	244	.410	40	61	.656	51	66	117	43	91	0	23	32	240	5.9
Gus Gerard (TOT)	65	1048	201	454	.443	78	117	.667	89	128	217	92	164	1	44	62	480	7.4
Tom McMillen	20	270	45	92	.489	26	36	.722	29	43	72	16	29	0	1	2	116	5.8
Jim Price	20	333	44	104	.423	17	20	.850	5	29	34	38	52	0	25	5	105	5.3
Fred Foster	59	689	99	247	.401	30	44	.682	33	43	76	48	92	0	16	0	228	3.9
Zaid Abdul-Aziz	22	195	25	74	.338	33	43	.767	41	49	90	7	21	0	3	9	83	3.8
Claude Terry	33	304	49	104	.471	18	23	.783	4	24	28	33	27	0	11	0	116	3.5
Chuck Williams (BB)	44	556	43	117	.368	38	48	.792	18	49	67	88	34	0	24	3	124	2.8
Chuck Williams (TOT)	65	867	78	210	.371	68	87	.782	26	75	101	132	60	0	32	3	224	3.4
Clyde Mayes	2	7	0	3	.000	2	3	.667	0	3	3	0	2	0	0	0	2	1.0
Moses Malone	2	6	0	0	—	0	0	—	0	1	1	0	1	0	0	0	0	0.0

RECORD
30-52
Home 23-18, Road 7-34
4th place, Atlantic Division

PLAYOFFS
None

BRAVES LEADERS
Scoring: Smith (20.7)
Rebounding: Shumate (9.5)
Assists: Smith (5.4)

HONORS
Adrian Dantley
1977 Rookie of the Year
Ernie DiGregorio
1977 NBA Free Throw Pct. Title

HEAD COACH
Tates Locke (16-30)
Bob MacKinnon (3-4)
Joe Mullaney (11-18)

ASSISTANT COACH
Charlie Harrison

ATHLETIC TRAINER/ TRAVELING SECRETARY
Ray Melchiorre

GAME-BY-GAME RESULTS

OCTOBER (2-3)

10/21/76	**at Milwaukee**	**W**	**133-112**	**1-0**
10/23/76	**Philadelphia**	**W**	**108-105**	**2-0**
10/26/76	at NY Knicks	L	104-118	2-1
10/28/76	at Boston	L	105-112	2-2
10/30/76	Cleveland	L	105-109	2-3

NOVEMBER (7-9)

11/3/76	at NY Nets	L	96-100	2-4
11/5/76	**at Detroit**	**W**	**122-108**	**3-4**
11/6/76	**Houston**	**W**	**117-102**	**4-4**
11/9/76	**L.A. Lakers**	**W**	***121-116**	**5-4**
11/11/76	**Denver**	**W**	**105-94**	**6-4**
11/13/76	**Boston**	**W**	**118-107**	**7-4**
11/16/76	at San Antonio	L	112-114	7-5
11/17/76	at Houston	L	*114-120	7-6
11/19/76	at Seattle	L	101-130	7-7
11/20/76	at Golden State	L	93-130	7-8
11/21/76	at Portland	L	98-121	7-9
11/23/76	San Antonio	L	115-122	7-10
11/26/76	**Detroit**	**W**	**124-119**	**8-10**
11/27/76	at Atlanta	L	94-101	8-11
11/28/76	at New Orleans	L	118-127	8-12
11/30/76	**Seattle**	**W**	**119-114**	**9-12**

DECEMBER (5-8)

12/3/76	**NY Knicks**	**W**	**135-112**	**10-12**
12/7/76	Indiana	L	103-107	10-13
12/8/76	at Philadelphia	L	102-123	10-14
12/10/76	Portland	L	102-103	10-15
12/11/76	at Indiana	L	101-109	10-16
12/14/76	**Phoenix**	**W**	**108-99**	**11-16**
12/17/76	Washington	L	88-99	11-17
12/19/76	**at Seattle**	**W**	**99-98**	**12-17**
12/21/76	at L.A. Lakers	L	89-97	12-18
12/23/76	at Phoenix	L	92-107	12-19
12/25/76	**Detroit**	**W**	**115-106**	**13-19**
12/26/76	**at Cleveland**	**W**	**103-96**	**14-19**
12/29/76	Kansas City	L	103-113	14-20

JANUARY (3-10)

1/1/77	**NY Nets**	**W**	**102-87**	**15-20**
1/3/77	at San Antonio	L	109-142	15-21
1/5/77	Golden State	L	109-118	15-22
1/6/77	at Milwaukee	L	111-119	15-23
1/8/77	Boston	L	106-109	15-24
1/12/77	Atlanta	L	118-124	15-25
1/14/77	**New Orleans**	**W**	**131-103**	**16-25**
1/15/77	at Detroit	L	105-121	16-26
1/19/77	at Washington	L	87-91	16-27
1/21/77	at Chicago	L	89-110	16-28
1/22/77	at Kansas City	L	104-132	16-29
1/24/77	at Denver	L	102-127	16-30
1/26/77	**Milwaukee**	**W**	**114-109**	**17-30**

FEBRUARY (6-7)

2/3/77	at Atlanta	L	98-100	17-31
2/6/77	at Boston	L	97-113	17-32
2/8/77	**Philadelphia**	**W**	**99-89**	**18-32**
2/9/77	L.A. Lakers	L	90-105	18-33
2/11/77	**at NY Nets**	**W**	**96-94**	**19-33**
2/15/77	Washington	L	114-126	19-34
2/16/77	at Philadelphia	L	113-117	19-35
2/17/77	**Cleveland**	**W**	**112-103**	**20-35**
2/19/77	**Seattle**	**W**	**103-100**	**21-35**
2/21/77	**Indiana**	**W**	**117-106**	**22-35**
2/22/77	**Phoenix**	**W**	**115-114**	**23-35**
2/25/77	Golden State	L	97-104	23-36
2/27/77	at Washington	L	105-117	23-37

MARCH (5-11)

3/1/77	NY Nets	L	95-104	23-38
3/2/77	at Indiana	L	108-116	23-39
3/4/77	**at New Orleans**	**W**	**95-91**	**24-39**
3/5/77	San Antonio	L	109-120	24-40
3/7/77	Houston	L	107-128	24-41
3/08/77	**Portland**	**W**	**102-95**	**25-41**
3/11/77	**Chicago**	**W**	**95-90**	**26-41**
3/13/77	**Denver**	**W**	**102-95**	**27-41**
3/17/77	at Kansas City	L	104-125	27-42
3/19/77	at Houston	L	104-110	27-43
3/20/77	at Cleveland	L	108-115	27-44
3/22/77	Atlanta	L	84-86	27-45
3/24/77	**at Phoenix**	**W**	**107-102**	**28-45**
3/27/77	at L.A. Lakers	L	89-92	28-46
3/29/77	at Portland	L	101-127	28-47
3/31/77	at Denver	L	95-110	28-48

APRIL (2-4)

4/2/77	**Milwaukee**	**W**	**94-93**	**29-48**
4/3/77	at NY Knicks	L	111-130	29-49
4/5/77	at Chicago	L	89-91	29-50
4/6/77	**New Orleans**	**W**	**107-102**	**30-50**
4/8/77	NY Knicks	L	102-104	30-51
4/10/77	Chicago	L	99-120	30-52

** Indicates overtime (1-1)*
Bold *indicates wins*

1975-76 BUFFALO BRAVES

PLAYER	G	Min.	FG	FGA	Pct.	FT	FTA	Pct.	—Rebounds— Off.	Def.	Tot.	Ast.	PF	Dq.	Stl.	Blk.	Pts.	Avg.
Bob McAdoo	78	3328	934	1918	.487	559	734	.762	241	724	965	315	298	5	93	160	2427	31.1
Randy Smith	82	3167	702	1422	.494	383	469	.817	104	313	417	484	274	5	153	4	1787	21.8
Jim McMillian	74	2610	492	918	.536	188	219	.858	134	256	390	205	141	0	88	14	1172	15.8
John Shumate (BB)	32	1046	146	254	.575	97	143	.678	82	232	314	65	83	1	38	18	389	12.2
John Shumate (TOT)	75	1976	332	592	.561	212	326	.650	143	411	554	127	159	2	82	34	876	11.7
Ken Charles	81	2247	328	719	.456	161	205	.785	58	161	219	204	257	5	123	48	817	10.1
Gar Heard	50	1527	207	492	.421	82	135	.607	138	373	511	126	183	0	66	55	496	9.9
Jack Marin	12	278	41	94	.436	27	33	.818	10	30	40	23	30	0	7	6	109	9.1
Ernie DiGregorio	67	1364	182	474	.384	86	94	.915	15	97	112	265	158	1	37	1	450	6.7
Dick Gibbs	72	866	129	301	.429	77	93	.828	42	64	106	49	133	2	16	14	335	4.7
Tom McMillen	50	708	96	222	.432	41	54	.759	64	122	186	69	87	1	7	6	233	4.7
Bob Weiss	66	995	89	183	.486	35	48	.729	13	53	66	150	94	0	48	14	213	3.2
Don Adams	56	704	67	170	.394	40	57	.702	38	107	145	73	128	1	30	7	174	3.1
Dale Schlueter	71	773	61	122	.500	54	81	.667	58	166	224	80	141	1	13	17	176	2.5
Steve Kuberski	10	85	7	17	.412	3	3	1.000	4	21	25	3	10	0	1	2	17	1.7
Jim Washington	1	7	0	1	.000	0	0	—	1	0	1	1	0	0	0	0	0	.0

RECORD
46-36
Home 28-13, Road 18-23
2nd place (tie), Atlantic Division

PLAYOFFS
Eastern Conf. 1st Round
vs. Philadelphia (2-1)
Eastern Conf. Semi-Final
vs. Boston (2-4)

BRAVES LEADERS
Scoring: McAdoo (31.1)
Rebounding: McAdoo (12.4)
Assists: Smith (5.9)

HONORS
Bob McAdoo
1976 All-Star Game
1976 NBA Scoring Title
John Shumate
All-Rookie Team
Randy Smith
1976 All-Star Game
All-NBA Second Team

HEAD COACH
Jack Ramsay

ASSISTANT COACH
Tates Locke

ATHLETIC TRAINER/ TRAVELING SECRETARY
Ray Melchiorre

GAME-BY-GAME RESULTS

OCTOBER (3-0)

10/25/75	**Golden State**	**W**	**104-92**	**1-0**
10/28/75	**Houston**	**W**	**124-108**	**2-0**
10/31/75	**at Philadelphia**	**W**	**92-87**	**3-0**

NOVEMBER (6-9)

11/1/75	**Detroit**	**W**	**97-93**	**4-0**
11/4/75	Philadelphia	L	114-121	4-1
11/5/75	at Boston	L	95-105	4-2
11/8/75	**Phoenix**	**W**	**110-105**	**5-2**
11/11/75	Washington	L	90-105	5-3
11/12/75	**at Houston**	**W**	**93-80**	**6-3**
11/14/75	**at Milwaukee**	**W**	**112-98**	**7-3**
11/15/75	Boston	L	110-112	7-4
11/18/75	**L.A. Lakers**	**W**	**120-106**	**8-4**
11/20/75	**at Cleveland**	**W**	***118-115**	**9-4**
11/21/75	at Detroit	L	94-104	9-5
11/22/75	Portland	L	104-109	9-6
11/26/75	at Phoenix	L	106-107	9-7
11/28/75	at L.A. Lakers	L	105-126	9-8
11/29/75	at Portland	L	115-130	9-9

DECEMBER (10-6)

12/2/75	New Orleans	L	96-108	9-10
12/5/75	**Cleveland**	**W**	**125-88**	**10-10**
12/6/75	at New York	L	98-108	10-11
12/9/75	**Kansas City**	**W**	**126-107**	**11-11**
12/11/75	at Atlanta	L	99-122	11-12
12/12/75	**New York**	**W**	**123-110**	**12-12**
12/13/75	**at Chicago**	**W**	**103-101**	**13-12**
12/16/75	at Washington	L	94-100	13-13
12/17/75	**Houston**	**W**	**88-85**	**14-13**
12/19/75	**Washington**	**W**	**104-88**	**15-13**
12/20/75	**at Kansas City**	**W**	**117-110**	**16-13**
12/23/75	**Boston**	**W**	**101-92**	**17-13**
12/26/75	at Philadelphia	L	95-96	17-14
12/27/75	**Philadelphia**	**W**	**130-105**	**18-14**
12/28/75	at Cleveland	L	88-111	18-15
12/30/75	**Milwaukee**	**W**	**118-106**	**19-15**

JANUARY (11-5)

1/2/76	**New York**	**W**	**106-105**	**20-15**
1/3/76	at New York	L	106-107	20-16
1/6/76	**L.A. Lakers**	**W**	**114-113**	**21-16**
1/9/76	Chicago	L	100-107	21-17
1/11/76	**at Seattle**	**W**	**125-104**	**22-17**
1/13/76	at Golden State	L	101-127	22-18
1/15/76	**at Phoenix**	**W**	**126-119**	**23-18**
1/16/76	**at Chicago**	**W**	**110-104**	**24-18**
1/17/76	**Seattle**	**W**	**110-101**	**25-18**
1/20/76	**Phoenix**	**W**	**112-103**	**26-18**
1/21/76	**at Atlanta**	**W**	**102-94**	**27-18**
1/23/76	**Atlanta**	**W**	**119-104**	**28-18**
1/25/76	at Boston	L	107-135	28-19
1/27/76	**New Orleans**	**W**	**129-105**	**29-19**
1/28/76	**at New Orleans**	**W**	**126-112**	**30-19**
1/31/76	Boston	L	100-109	30-20

FEBRUARY (5-6)

2/6/76	**Milwaukee**	**W**	**109-104**	**31-20**
2/8/76	at Philadelphia	L	97-100	31-21
2/10/76	**Washington**	**W**	**115-105**	**32-21**
2/13/76	**at Kansas City**	**W**	**101-96**	**33-21**
2/14/76	Cleveland	L	111-114	33-22
2/15/76	at Atlanta	L	104-112	33-23
2/17/76	**Portland**	**W**	**116-113**	**34-23**
2/21/76	Detroit	L	112-114	34-24
2/24/76	**at New York**	**W**	**109-103**	**35-24**
2/25/76	Seattle	L	94-126	35-25
2/27/76	Houston	L	107-113	35-26

MARCH (7-9)

3/2/76	Golden State	L	93-100	35-27
3/6/76	**Philadelphia**	**W**	**105-99**	**36-27**
3/10/76	**at New Orleans**	**W**	**120-105**	**37-27**
3/12/76	at Houston	L	100-113	37-28
3/14/76	at L.A. Lakers	L	109-137	37-29
3/16/76	**at Portland**	**W**	**112-95**	**38-29**
3/17/76	at Seattle	L	111-122	38-30
3/18/76	at Golden State	L	109-110	38-31
3/20/76	**New Orleans**	**W**	**115-101**	**39-31**
3/21/76	at Detroit	L	112-118	39-32
3/23/76	**Chicago**	**W**	**122-109**	**40-32**
3/25/76	**at Cleveland**	**W**	**109-94**	**41-32**
3/26/76	at Milwaukee	L	92-123	41-33
3/28/76	at Washington	L	90-113	41-34
3/30/76	**Boston**	**W**	**93-83**	**42-34**
3/31/76	at Philadelphia	L	103-107	42-35

APRIL (4-1)

4/2/76	**Atlanta**	**W**	**101-93**	**43-35**
4/4/76	**at Boston**	**W**	**117-114**	**44-35**
4/6/76	New York	L	102-106	44-36
4/08/76	**at New York**	**W**	**105- 98**	**45-36**
4/11/76	**Kansas City**	**W**	**99- 98**	**46-36**

** Indicates overtime (1-0)*
Bold *indicates wins*

1974-75 BUFFALO BRAVES

PLAYER	G	Min.	FG	FGA	Pct.	FT	FTA	Pct.	—Rebounds— Off.	Def.	Tot.	Ast.	PF	Dq.	Stl.	Blk.	Pts.	Avg.
Bob McAdoo	82	3539	1095	2138	.512	641	796	.805	307	848	1155	179	278	3	92	174	2831	34.5
Randy Smith	82	3001	610	1261	.484	236	295	.800	95	249	344	534	247	2	137	3	1456	17.8
Jim McMillian	62	2132	347	695	.499	194	231	.840	127	258	385	156	129	0	69	15	888	14.3
Jack Marin	81	2147	380	836	.455	193	222	.869	104	259	363	133	238	7	51	16	953	11.8
Gar Heard	67	2148	318	819	.388	106	188	.564	185	481	666	190	242	2	106	120	742	11.1
Ernie DiGregorio	31	712	103	234	.440	35	45	.778	6	39	45	151	62	0	19	0	241	7.8
Ken Charles	79	1690	240	515	.466	120	146	.822	68	96	164	171	165	0	87	20	600	7.6
Lee Winfield	68	1259	164	312	.526	49	68	.721	48	81	129	134	106	1	43	30	377	5.5
Jim Washington (BB)	42	674	77	162	.475	21	38	.553	58	139	197	43	81	3	11	13	175	4.2
Jim Washington (TOT)	80	1579	191	421	.454	62	93	.667	110	280	390	111	167	5	34	26	444	5.6
Dale Schlueter	76	962	92	178	.517	84	121	.694	78	186	264	104	163	0	18	42	268	3.5
Bob Weiss	76	1338	102	261	.391	54	67	.806	21	83	104	260	146	0	82	19	258	3.4
Paul Ruffner	22	103	22	47	.468	1	5	.200	12	10	22	7	22	0	3	3	45	2.0
Bernie Harris	11	25	2	11	.182	1	2	.500	2	6	8	1	0	0	0	1	5	0.5

RECORD
49-33
Home 30-11, Road 19-22
2nd place, Atlantic Division

PLAYOFFS
Eastern Conf. Semi-Final
vs. Washington (3-4)

BRAVES LEADERS
Scoring: McAdoo (34.5)
Rebounding: McAdoo (14.1)
Assists: Smith (6.5)

HONORS
Bob McAdoo
1975 NBA MVP
1975 All-Star Game
1975 All-NBA First Team
1975 NBA Scoring Title

HEAD COACH
Jack Ramsay

ATHLETIC TRAINER/ TRAVELING SECRETARY
Ray Melchiorre

GAME-BY-GAME RESULTS

OCTOBER (4-2)

10/18/74	**at Boston**	**W**	**126-119**	**1-0**
10/19/74	Boston	L	95-113	1-1
10/22/74	**New Orleans**	**W**	**134-118**	**2-1**
10/24/74	**New York(T)**	**W**	**111-91**	**3-1**
10/26/74	**Chicago**	**W**	**105-104**	**4-1**
10/29/74	at Golden State	L	101-130	4-2

NOVEMBER (12-4)

11/1/74	at Portland	L	106-113	4-3
11/3/74	**at L.A. Lakers**	**W**	**124-101**	**5-3**
11/6/74	**at New Orleans**	**W**	**110-98**	**6-3**
11/9/74	**Detroit**	**W**	**109-100**	**7-3**
11/10/74	**at Detroit**	**W**	**124-117**	**8-3**
11/12/74	**Cleveland**	**W**	**112-94**	**9-3**
11/14/74	**at Boston(P)**	**W**	**112-100**	**10-3**
11/16/74	**K.C.-Omaha**	**W**	**101-96**	**11-3**
11/19/74	**Golden State**	**W**	**111-106**	**12-3**
11/20/74	**at Washington**	**W**	**115-104**	**13-3**
11/21/74	**Philadelphia(T)**	**W**	**99-95**	**14-3**
11/23/74	**Phoenix**	**W**	**117-104**	**15-3**
11/24/74	at Chicago	L	89-91	15-4
11/26/74	**at Philadelphia**	**W**	**103-99**	**16-4**
11/29/74	Washington	L	93-96	16-5
11/30/74	at New York	L	111-118	16-6

DECEMBER (6-7)

12/3/74	Milwaukee	L	101-110	16-7
12/6/74	**Portland**	**W**	**114-105**	**17-7**
12/7/74	at Philadelphia	L	112-116	17-8
12/10/74	**Philadelphia**	**W**	**101-91**	**18-8**
12/12/74	**Houston(T)**	**W**	**124-113**	**19-8**
12/13/74	**New York**	**W**	**108-104**	**20-8**
12/14/74	**at New York**	**W**	**118-102**	**21-8**
12/17/74	at K.C.-Omaha	L	110-111	21-9
12/19/74	at Cleveland	L	104-106	21-10
12/20/74	Atlanta	L	102-113	21-11
12/27/74	**at Phoenix**	**W**	**108-92**	**22-11**
12/28/74	at Houston	L	117-125	22-12
12/30/74	at Milwaukee	L	91-106	22-13

JANUARY (11-4)

1/3/75	Detroit	L	92-111	22-14
1/4/75	**at Atlanta**	**W**	**121-108**	**23-14**
1/6/75	at Philadelphia	L	95-101	23-15
1/7/75	**L.A. Lakers**	**W**	**115-107**	**24-15**
1/9/75	Boston(T)	L	100-108	24-16
1/10/75	**Cleveland**	**W**	**104-100**	**25-16**
1/12/75	**Boston**	**W**	**114-101**	**26-16**
1/17/75	**Golden State**	**W**	**121-116**	**27-16**
1/18/75	**at Atlanta**	**W**	**129-115**	**28-16**
1/19/75	**at New Orleans**	**W**	**117-112**	**29-16**
1/21/75	**Seattle**	**W**	**118-108**	**30-16**
1/24/75	**New York**	**W**	**105-99**	**31-16**
1/26/75	at Boston	L	93-107	31-17
1/30/75	**at Cleveland**	**W**	**97-91**	**32-17**
1/31/75	**Atlanta**	**W**	**111-101**	**33-17**

FEBRUARY (7-7)

2/1/75	at Detroit	L	113-119	33-18
2/4/75	Philadelphia	L	*105-111	33-19
2/7/75	**L.A. Lakers**	**W**	**108-98**	**34-19**
2/9/75	**at Seattle**	**W**	***99-93**	**35-19**
2/11/75	**at L.A. Lakers**	**W**	**112-108**	**36-19**
2/12/75	at Phoenix	L	96-108	36-20
2/14/75	K.C.-Omaha	L	112-132	36-21
2/16/75	at Chicago	L	109-114	36-22
2/18/75	**Phoenix(T)**	**W**	**124-109**	**37-22**
2/21/75	**Portland**	**W**	**116-106**	**38-22**
2/22/75	**at New York**	**W**	**92-85**	**39-22**
2/25/75	Washington	L	93-111	39-23
2/27/75	**New Orleans(T)**	**W**	**110-100**	**40-23**
2/28/75	New York	L	106-114	40-24

MARCH (8-6)

3/1/75	at Milwaukee	L	100-104	40-25
3/4/75	**Seattle**	**W**	**104-97**	**41-25**
3/6/75	at K.C.-Omaha	L	110-111	41-26
3/8/75	**Milwaukee**	**W**	**110-95**	**42-26**
3/13/75	**at Golden State**	**W**	**122-103**	**43-26**
3/14/75	at Seattle	L	105-125	43-27
3/16/75	at Portland	L	95-102	43-28
3/18/75	at Houston	L	115-122	43-29
3/21/75	at Boston	L	101-109	43-30
3/22/75	**Houston**	**W**	**117-112**	**44-30**
3/25/75	**Philadelphia**	**W**	**118-103**	**45-30**
3/26/75	**at Washington**	**W**	**94-91**	**46-30**
3/28/75	**at Philadelphia**	**W**	**115-104**	**47-30**
3/29/75	**Boston**	**W**	**102-96**	**48-30**

APRIL (1-3)

4/1/75	Chicago	L	93-98	48-31
4/2/75	at Boston	L	92-95	48-32
4/4/75	**Philadelphia**	**W**	**108-97**	**49-32**
4/6/75	at New York	L	93-105	49-33

** Indicates overtime (1-1)*
Bold *indicates wins*
(T) Indicates game played in Toronto
(P) Indicates game played in Providence

1973-74 BUFFALO BRAVES

PLAYER	G	Min.	FG	FGA	Pct.	FT	FTA	Pct.	—Rebounds— Off.	Def.	Tot.	Ast.	PF	Dq.	Stl.	Blk.	Pts.	Avg.
Bob McAdoo	74	3185	901	1647	.547	459	579	.793	281	836	1117	170	252	3	88	246	2261	30.6
Jim McMillian	82	3322	600	1214	.494	325	379	.858	216	394	610	256	186	0	129	26	1525	18.6
Randy Smith	82	2745	531	1079	.492	205	288	.712	87	228	315	383	261	4	203	4	1267	15.5
Gar Heard	81	2889	524	1205	.435	191	294	.650	270	677	947	180	300	3	136	230	1239	15.3
Ernie DiGregorio	81	2910	530	1260	.421	174	193	.902	48	171	219	663	242	2	59	9	1234	15.2
Jack Marin (BB)	27	680	145	266	.545	71	81	.877	30	92	122	46	93	3	23	18	361	13.4
Jack Marin (TOT)	74	1782	355	709	.501	153	179	.855	59	169	228	167	213	5	46	26	863	11.7
Bob Kauffman	74	1304	171	366	.467	107	150	.713	97	229	326	142	155	0	37	18	449	6.1
Matt Guokas (BB)	27	549	61	110	.555	10	20	.500	12	28	40	69	56	1	19	6	132	4.9
Matt Guokas (TOT)	75	1871	195	396	.492	39	60	.650	31	90	121	238	150	3	54	21	429	5.7
Dave Wohl	41	606	60	150	.400	42	60	.700	7	22	29	127	72	1	33	1	162	4.0
Ken Charles	59	693	88	185	.476	53	79	.671	25	40	65	54	91	0	31	10	229	3.9
Lee Winfield	36	433	37	105	.352	33	52	.635	19	24	43	47	42	0	15	5	107	3.0
Kevin Kunnert	39	340	49	101	.485	11	16	.688	43	63	106	25	83	0	5	25	109	2.8
Mike Macaluso	30	112	19	44	.432	10	17	.588	10	15	25	3	31	0	7	1	48	1.6
Paul Ruffner	20	51	11	27	.407	8	13	.615	4	7	11	0	10	0	1	1	30	1.5
Jim Garvin	6	11	1	4	.250	0	0	—	1	4	5	0	1	0	0	0	2	0.3

RECORD
42-40
Home 24-17, Road 18-23
3rd place, Atlantic Division

PLAYOFFS
Eastern Conf. Semi-Final
vs. Boston (2-4)

BRAVES LEADERS
Scoring: McAdoo (30.6)
Rebounding: McAdoo (15.1)
Assists: DiGregorio (8.2)

HONORS
Ernie DiGregorio
1974 Rookie of the Year

Bob McAdoo
1974 All-Star Game
1974 All-NBA Second Team
1974 NBA Scoring Title

Eddie Donovan
1974 Executive of the Year

HEAD COACH
Jack Ramsay

ASSISTANT COACH
Bob MacKinnon

ATHLETIC TRAINER/ TRAVELING SECRETARY
Ray Melchiorre

GAME-BY-GAME RESULTS

OCTOBER (6-4)

10/9/73	**Houston**	**W**	***107-105**	**1-0**
10/12/73	at Boston	L	112-118	1-1
10/13/73	L.A. Lakers	L	122-125	1-2
10/16/73	at New York	L	91-117	1-3
10/20/73	**Philadelphia**	**W**	**116-110**	**2-3**
10/24/73	at Milwaukee	L	113-130	2-4
10/26/73	**Cleveland(T)**	**W**	**104-97**	**3-4**
10/27/73	**at Cleveland**	**W**	**111-101**	**4-4**
10/28/73	**at KC-Omaha**	**W**	**112-100**	**5-4**
10/30/73	**Seattle**	**W**	**105-103**	**6-4**

NOVEMBER (4-11)

11/2/73	at Chicago	L	97-107	6-5
11/3/73	Golden State	L	*121-124	6-6
11/4/73	Chicago(T)	L	*95-101	6-7
11/7/73	at Seattle	L	113-130	6-8
11/9/73	at Portland	L	108-122	6-9
11/10/73	at Golden State	L	105-128	6-10
11/13/73	**Atlanta**	**W**	**121-114**	**7-10**
11/15/73	at New York	L	86-97	7-11
11/17/73	Detroit	L	94-98	7-12
11/18/73	**at Capital**	**W**	**112-101**	**8-12**
11/20/73	**Phoenix**	**W**	**127-100**	**9-12**
11/24/73	**KC-Omaha**	**W**	**143-131**	**10-12**
11/27/73	Milwaukee	L	110-115	10-13
11/28/73	at Atlanta	L	106-130	10-14
11/30/73	Capital	L	113-121	10-15

DECEMBER (6-7)

12/5/73	**Portland**	**W**	**114-110**	**11-15**
12/7/73	New York	L	108-113	11-16
12/9/73	Boston(T)	L	114-118	11-17
12/11/73	**at Atlanta**	**W**	***132-127**	**12-17**
12/12/73	at Boston(P)	L	119-126	12-18
12/14/73	**at Cleveland**	**W**	**102-98**	**13-18**
12/18/73	**Cleveland**	**W**	**100-93**	**14-18**
12/21/73	**New York**	**W**	**117-115**	**15-18**
12/22/73	at KC-Omaha	L	112-122	15-19
12/23/73	Capital(T)	L	85-110	15-20
12/26/73	Boston	L	123-125	15-21
12/29/73	**at Phoenix**	**W**	**120-108**	**16-21**
12/30/73	at L.A. Lakers	L	105-108	16-22

JANUARY (10-7)

1/1/74	**at Portland**	**W**	**120-119**	**17-22**
1/2/74	**at Seattle**	**W**	**115-111**	**18-22**
1/5/74	**at New York**	**W**	**111-110**	**19-22**
1/6/74	**Atlanta(T)**	**W**	**117-109**	**20-22**
1/8/74	**Atlanta**	**W**	**100-96**	**21-22**
1/11/74	**Houston**	**W**	**117-99**	**22-22**
1/12/74	**at Capital**	**W**	**97-96**	**23-22**
1/13/74	Houston(T)	L	112-121	23-23
1/18/74	**Capital**	**W**	**98-94**	**24-23**
1/20/74	at Philadelphia	L	112-129	24-24
1/22/74	**Philadelphia**	**W**	**119-109**	**25-24**
1/23/74	at Milwaukee(M)	L	88-114	25-25
1/25/74	K.C.-Omaha	L	113-118	25-26
1/26/74	at Atlanta	L	122-132	25-27
1/27/74	**at Houston**	**W**	**122-108**	**26-27**
1/29/74	Golden State	L	121-128	26-28
1/30/74	at Detroit	L	96-111	26-29

FEBRUARY (10-5)

2/3/74	**Philadelphia(T)**	**W**	**112-98**	**27-29**
2/6/74	**at Philadelphia**	**W**	**14-98**	**28-29**
2/8/74	**Chicago**	**W**	**106-101**	**29-29**
2/9/74	**at New York**	**W**	***103-100**	**30-29**
2/10/74	at Cleveland	L	121-125	30-30
2/12/74	New York	L	93-100	30-31
2/13/74	**at Philadelphia**	**W**	**129-106**	**31-31**
2/15/74	**Detroit**	**W**	**118-116**	**32-31**
2/16/74	at Capital	L	92-101	32-32
2/17/74	**at Houston**	**W**	**135-118**	**33-32**
2/19/74	**Milwaukee**	**W**	**145-109**	**34-32**
2/21/74	**New York(T)**	**W**	**119-97**	**35-32**
2/22/74	Boston	L	109-116	35-33
2/26/74	L.A. Lakers	L	112-119	35-34
2/27/74	**at Boston(P)**	**W**	**122-104**	**36-34**

MARCH (6-6)

3/1/74	**Boston**	**W**	**110-94**	**37-34**
3/2/74	**at Philadelphia**	**W**	**103-99**	**38-34**
3/8/74	Seattle	L	*117-123	38-35
3/10/74	**Portland(T)**	**W**	**122-112**	**39-35**
3/12/74	**Phoenix**	**W**	**124-94**	**40-35**
3/15/74	at Chicago	L	97-114	40-36
3/16/74	**Cleveland**	**W**	**114-105**	**41-36**
3/17/74	at Detroit	L	109-116	41-37
3/21/74	**at Golden State**	**W**	**115-102**	**42-37**
3/22/74	at Phoenix	L	119-126	42-38
3/24/74	at L.A. Lakers	L	124-150	42-39
3/26/74	at Houston	L	96-119	42-40

** Indicates overtime (3-3)*
Bold *indicates wins*
(T) Indicates game played in Toronto
(P) Indicates game played in Providence
(M) Indicates game played in Madison

1972-73 BUFFALO BRAVES

PLAYER	G	Min.	FG	FGA	Pct.	FT	FTA	Pct.	Reb.	Ast.	PF	Dq.	Pts.	Avg.
Elmore Smith	76	2829	600	1244	.482	188	337	.558	946	192	295	16	1388	18.3
Bob McAdoo	80	2562	585	1293	.452	271	350	.774	728	139	256	6	1441	18.0
Bob Kauffman	77	3049	535	1059	.505	280	359	.780	855	396	211	1	1350	17.5
Randy Smith	82	2603	511	1154	.443	192	264	.727	391	422	247	1	1214	14.8
Dick Garrett	78	1805	341	813	.419	96	110	.873	209	217	217	4	778	10.0
Dave Wohl (BB)	56	1540	207	454	.456	79	100	.790	89	258	182	3	493	8.8
Dave Wohl (TOT)	78	1933	254	568	.447	103	133	.774	109	326	227	3	611	7.8
John Hummer	66	1546	206	464	.444	115	205	.561	323	138	185	5	527	8.0
Fred Hilton	59	731	191	494	.387	41	53	.774	98	74	100	0	423	7.2
Howie Komives	67	1468	163	429	.380	85	98	.867	118	239	155	1	411	6.1
Walt Hazzard	9	134	25	60	.417	3	6	.500	10	17	19	0	53	5.9
Bill Hewitt	73	1332	152	364	.418	41	74	.554	368	110	154	3	345	4.7
Cornell Warner	4	47	8	17	.471	1	2	.500	15	6	6	0	17	4.3
Harold Fox	10	84	12	32	.375	7	8	.875	8	10	7	0	31	3.1

RECORD
21-61
Home 14-27, Road 7-34
3rd place, Atlantic Division

PLAYOFFS
None

BRAVES LEADERS
Scoring: E. Smith (18.3)
Rebounding: E. Smith (12.4)
Assists: R. Smith (5.1)

HONORS
Bob Kauffman
1973 All-Star Game

Bob McAdoo
1973 Rookie of the Year

HEAD COACH
Jack Ramsay

ASSISTANT COACH
Bob MacKinnon

ATHLETIC TRAINER/ TRAVELING SECRETARY
Ray Melchiorre

GAME-BY-GAME RESULTS

OCTOBER (2-7)

10/10/72	Atlanta	L	109-120	0-1
10/13/72	**at Philadelphia**	**W**	**104-101**	**1-1**
10/14/72	Houston	L	113-121	1-2
10/17/72	**Philadelphia**	**W**	**122-114**	**2-2**
10/20/72	at Boston	L	118-126	2-3
10/21/72	Milwaukee	L	63-91	2-4
10/24/72	Boston	L	97-105	2-5
10/25/72	at Milwaukee	L	92-109	2-6
10/28/72	K.C.-Omaha	L	102-113	2-7

NOVEMBER (2-12)

11/3/72	at Cleveland	L	97-124	2-8
11/4/72	**Chicago**	**W**	**101-99**	**3-8**
11/7/72	Golden State	L	91-105	3-9
11/8/72	at Baltimore	L	94-126	3-10
11/10/72	Boston	L	104-106	3-11
11/14/72	at K.C.-Omaha	L	100-106	3-12
11/17/72	at L.A. Lakers	L	100-103	3-13
11/18/72	at Golden State	L	92-120	3-14
11/19/72	at Seattle	L	84-107	3-15
11/21/72	Baltimore	L	88-124	3-16
11/24/72	**at Philadelphia(H)**	**W**	**105-96**	**4-16**
11/25/72	Cleveland	L	90-103	4-17
11/28/72	Philadelphia	L	94-101	4-18
11/30/72	at Detroit	L	116-127	4-19

DECEMBER (6-8)

12/1/72	**Seattle**	**W**	**93-90**	**5-19**
12/2/72	at New York	L	94-119	5-20
12/5/72	**Phoenix**	**W**	**108-97**	**6-20**
12/8/72	**New York**	**W**	**91-89**	**7-20**
12/9/72	at Chicago	L	94-105	7-21
12/12/72	**Houston**	**W**	**95-94**	**8-21**
12/15/72	Golden State	L	95-129	8-22
12/16/72	**at Philadelphia**	**W**	**126-103**	**9-22**
12/19/72	L.A. Lakers	L	100-126	9-23
12/22/72	Atlanta	L	109-110	9-24
12/26/72	Baltimore	L	104-121	9-25
12/28/72	at New York	L	86-107	9-26
12/29/72	**at Baltimore**	**W**	**118-109**	**10-26**
12/30/72	at Atlanta	L	110-120	10-27

JANUARY (7-8)

1/2/73	**Philadelphia**	**W**	**114-110**	**11-27**
1/5/73	New York	L	106-129	11-28
1/6/73	at Milwaukee	L	96-110	11-29
1/7/73	at Chicago	L	96-119	11-30
1/9/73	**Cleveland**	**W**	**106-102**	**12-30**
1/12/73	**Portland**	**W**	**120-100**	**13-30**
1/16/73	Boston	L	102-106	13-31
1/18/73	**at Atlanta**	**W**	**127-125**	**14-31**
1/19/73	**Detroit**	**W**	**108-98**	**15-31**
1/21/73	at Boston	L	97-104	15-32
1/25/73	at New York	L	92-99	15-33
1/26/73	Atlanta	L	82-118	15-34
1/27/73	at Baltimore	L	87-115	15-35
1/28/73	**at Philadelphia**	**W**	**101-96**	**16-35**
1/30/73	**Philadelphia**	**W**	**105-104**	**17-35**

FEBRUARY (2-12)

2/2/73	Milwaukee	L	108-114	17-36
2/3/73	at Atlanta	L	101-105	17-37
2/4/73	at Houston(SA)	L	118-130	17-38
2/6/73	Detroit	L	105-107	17-39
2/9/73	Baltimore	L	95-101	17-40
2/11/73	**at Seattle**	**W**	**128-125**	**18-40**
2/13/73	at Portland	L	100-120	18-41
2/14/73	at Phoenix	L	107-124	18-42
2/16/73	New York	L	98-102	18-43
2/18/73	at Cleveland	L	98-122	18-44
2/20/73	**K.C.-Omaha**	**W**	**113-106**	**19-44**
2/23/73	Phoenix	L	106-125	19-45
2/24/73	at New York	L	97-125	19-46
2/27/73	Houston	L	105-112	19-47

MARCH (2-14)

3/2/73	Seattle	L	120-139	19-48
3/4/73	at Boston	L	113-125	19-49
3/6/73	Boston	L	112-127	19-50
3/8/73	**Chicago**	**W**	**112-102**	**20-50**
3/10/73	**Portland**	**W**	**106-101**	**21-50**
3/13/73	L.A. Lakers	L	112-121	21-51
3/16/73	at Detroit	L	100-121	21-52
3/17/73	Cleveland	L	97-114	21-53
3/18/73	at Cleveland	L	101-102	21-54
3/20/73	at K.C.-Omaha	L	115-119	21-55
3/21/73	at Phoenix	L	*124-134	21-56
3/23/73	at L.A. Lakers	L	101-121	21-57
3/24/73	at Golden State	L	101-106	21-58
3/25/73	at Portland	L	*107-113	21-59
3/27/73	at Houston(SA)	L	111-121	21-60
3/28/73	at Houston(SA)	L	122-138	21-61

** Indicates overtime (0-2)*
Bold *indicates wins*
(H) Indicates game played in Hershey
(SA) Indicates game played in San Antonio

1971-72 BUFFALO BRAVES

PLAYER	G	Min.	FG	FGA	Pct.	FT	FTA	Pct.	Reb.	Ast.	PF	Dq.	Pts.	Avg.
Bob Kauffman	77	3205	558	1123	.497	341	429	.795	787	297	273	7	1457	18.9
Elmore Smith	78	3186	579	1275	.454	194	363	.534	1184	111	306	10	1352	17.3
Walt Hazzard	72	2389	450	998	.451	237	303	.782	213	406	230	2	1137	15.8
Randy Smith	76	2094	432	896	.482	158	254	.622	368	189	202	2	1022	13.4
Fred Hilton	61	1349	309	795	.389	90	122	.738	156	116	145	0	708	11.6
Dick Garrett	73	1905	325	735	.442	136	157	.866	225	165	225	5	786	10.8
Mike Davis	62	1068	213	501	.425	138	180	.767	120	82	141	5	564	9.1
Jerry Chambers	26	369	78	180	.433	22	32	.688	67	23	39	0	178	6.8
Cornell Warner	62	1239	162	366	.443	58	78	.744	379	54	125	2	382	6.2
John Hummer	55	1186	113	290	.390	58	124	.468	229	72	178	4	284	5.2
Emmette Bryant	54	1223	101	220	.459	75	125	.600	127	206	167	5	277	5.1
Bill Hosket	44	592	89	181	.492	42	52	.808	123	38	79	0	220	5.0

RECORD
22-60
Home 14-27, Road 8-33
4th place, Atlantic Division

PLAYOFFS
None

BRAVES LEADERS
Scoring: Kauffman (18.9)
Rebounding: Smith (15.2)
Assists: Hazzard (5.6)

HONORS
Bob Kauffman
1972 All-Star Game
Elmore Smith
All-Rookie Team

HEAD COACH
Dolph Schayes (0-1)
John McCarthy (22-59)

ATHLETIC TRAINER/ TRAVELING SECRETARY
Jerry McCann

GAME-BY-GAME RESULTS

OCTOBER (3-7)

10/12/71	Seattle	L	90-123	0-1
10/15/71	**at Cleveland**	**W**	***111-109**	**1-1**
10/16/71	Cleveland	L	89-93	1-2
10/19/71	L.A. Lakers	L	106-123	1-3
10/22/71	at Milwaukee	L	105-124	1-4
10/23/71	Boston	L	98-103	1-5
10/26/71	**at Golden State**	**W**	**91-89**	**2-5**
10/28/71	at Seattle	L	96-106	2-6
10/29/71	**at Portland**	**W**	**120-119**	**3-6**
10/31/71	at Houston	L	87-102	3-7

NOVEMBER (5-7)

11/3/71	Phoenix	L	98-100	3-8
11/5/71	**at Atlanta**	**W**	***122-117**	**4-8**
11/6/71	**Chicago**	**W**	**130-99**	**5-8**
11/9/71	**Portland**	**W**	**109-100**	**6-8**
11/13/71	Milwaukee	L	106-127	6-9
11/16/71	**Cincinnati**	**W**	**102-98**	**7-9**
11/19/71	at Baltimore	L	105-126	7-10
11/20/71	Detroit	L	96-105	7-11
11/23/71	**Atlanta**	**W**	**102-97**	**8-11**
11/24/71	at Boston	L	100-108	8-12
11/27/71	Golden State	L	91-110	8-13
11/30/71	Houston	L	101-115	8-14

DECEMBER (4-10)

12/2/71	**Baltimore(T)**	**W**	**109-105**	**9-14**
12/3/71	**Cleveland**	**W**	**91-90**	**10-14**
12/4/71	at New York	L	90-130	10-15
12/7/71	**Cincinnati**	**W**	**115-91**	**11-15**
12/10/71	Portland	L	*100-101	11-16
12/14/71	**Philadelphia**	**W**	**117-110**	**12-16**
12/15/71	at Milwaukee(M)	L	108-122	12-17
12/17/71	New York	L	95-115	12-18
12/18/71	at Boston	L	91-124	12-19
12/21/71	L.A. Lakers	L	103-117	12-20
12/25/71	at Atlanta	L	117-140	12-21
12/27/71	Philadelphia	L	112-121	12-22
12/28/71	at L.A. Lakers	L	87-105	12-23
12/30/71	at Phoenix	L	102-123	12-24

JANUARY (3-11)

1/1/72	at Seattle	L	83-97	12-25
1/2/72	at Portland	L	90-108	12-26
1/4/72	at Golden State	L	86-112	12-27
1/7/72	Phoenix	L	110-123	12-28
1/8/72	**at Cincinnati**	**W**	**97-87**	**13-28**
1/9/72	at Detroit	L	96-101	13-29
1/11/72	Cincinnati	L	*107-109	13-30
1/12/72	**at Philadelphia**	**W**	**111-109**	**14-30**
1/14/72	Portland	L	100-102	14-31
1/21/72	Chicago	L	93-113	14-32
1/25/72	Atlanta	L	110-123	14-33
1/26/72	at Baltimore	L	*114-115	14-34
1/28/72	Seattle	L	93-104	14-35
1/30/72	**at Cleveland**	**W**	**99-98**	**15-35**

FEBRUARY (3-14)

2/172	Cleveland	L	99-104	15-36
2/02/72	at Philadelphia	L	104-119	15-37
2/4/72	New York	L	84-103	15-38
2/5/72	at Chicago	L	96-130	15-39
2/6/72	**at Cleveland**	**W**	**121-108**	**16-39**
2/8/72	Milwaukee	L	108-126	16-40
2/9/72	at Boston	L	112-139	16-41
2/11/72	**Detroit**	**W**	**95-88**	**17-41**
2/12/72	at Detroit	L	87-113	17-42
2/13/72	at Atlanta	L	119-133	17-43
2/15/72	Golden State	L	100-103	17-44
2/18/72	Houston	L	96-108	17-45
2/19/72	at New York	L	95-100	17-46
2/22/72	**Baltimore**	**W**	**99-98**	**18-46**
2/24/72	at Cincinnati(D)	L	97-108	18-47
2/25/72	Boston	L	115-117	18-48
2/29/72	Atlanta	L	89-99	18-49

MARCH (4-11)

3/1/72	at Philadelphia	L	99-108	18-50
3/3/72	**New York**	**W**	**105-97**	**19-50**
3/5/72	at Phoenix	L	103-131	19-51
3/7/72	at Portland	L	94-98	19-52
3/11/72	at Houston	L	100-121	19-53
3/12/72	at L.A. Lakers	L	102-141	19-54
3/14/72	**Philadelphia**	**W**	**108-105**	**20-54**
3/17/72	**at Chicago**	**L**	**103-126**	**20-55**
3/18/72	**Detroit**	**W**	**116-103**	**21-55**
3/19/72	at Cincinnati	L	105-136	21-56
3/21/72	**Baltimore**	**W**	**114-100**	**22-56**
3/22/72	at New York	L	99-123	22-57
3/24/72	at Detroit	L	105-112	22-58
3/25/72	Boston	L	116-121	22-59
3/26/72	at Baltimore	L	101-119	22-60

** Indicates overtime (2-3)*
Bold *indicates wins*
(T) Indicates game played in Toronto
(M) Indicates game played in Madison
(D) Indicates game played in Dayton

1970-71 BUFFALO BRAVES

PLAYER	G	Min.	FG	FGA	Pct.	FT	FTA	Pct.	Reb.	Ast.	PF	Dq.	Pts.	Avg.
Bob Kauffman	78	2778	616	1309	.471	359	485	.740	837	354	263	8	1591	20.4
Don May	76	2666	629	1336	.471	277	350	.791	567	150	219	4	1535	20.2
Dick Garrett	75	2375	373	902	.414	218	251	.869	295	264	290	9	964	12.9
Mike Davis	73	1617	317	744	.426	199	262	.760	187	153	220	7	833	11.4
John Hummer	81	2637	339	764	.444	235	405	.580	717	163	284	10	913	11.3
Herm Gilliam	80	2082	378	896	.422	142	189	.751	334	291	246	4	898	11.2
Emmette Bryant	73	2137	288	684	.421	151	203	.744	262	352	266	7	727	10.0
Bill Hosket	13	217	47	90	.522	11	17	.647	75	20	27	1	105	8.1
Cornell Warner	65	1293	156	376	.415	79	143	.552	452	53	140	2	391	6.0
Freddie Crawford	15	203	36	106	.340	16	26	.615	35	24	18	0	88	5.9
George Wilson	46	713	92	269	.342	56	69	.812	230	48	99	1	240	5.2
Paul Long	30	213	57	120	.475	20	24	.833	31	25	23	0	134	4.5
Nate Bowman	44	483	58	148	.392	20	38	.526	173	41	91	2	136	3.1
Mike Silliman	36	366	36	79	.456	19	39	.487	62	23	37	0	91	2.5
Mike Lynn	5	25	2	7	.286	3	3	1.000	4	1	9	0	7	1.4

RECORD
22-60
Home 15-26, Road 7-34
4th place, Atlantic Division

PLAYOFFS
None

BRAVES LEADERS
Scoring: Kauffman (20.4)
Rebounding: Kauffman (10.7)
Assists: Bryant (4.8)

HONORS
Bob Kauffman
1971 All-Star Game

HEAD COACH
Dolph Schayes

ATHLETIC TRAINER/ TRAVELING SECRETARY
Jerry McCann

GAME-BY-GAME RESULTS

OCTOBER (1-6)

10/14/70	**Cleveland**	**W**	**107-92**	**1-0**
10/17/70	San Diego	L	93-102	1-1
10/20/70	Philadelphia	L	89-98	1-2
10/24/70	Detroit	L	95-114	1-3
10/27/70	at Portland	L	108-119	1-4
10/30/70	at L.A. Lakers	L	90-104	1-5
10/31/70	at Portland	L	102-107	1-6

NOVEMBER (6-10)

11/2/70	at Phoenix	L	102-110	1-7
11/4/70	Seattle	L	101-126	1-8
11/5/70	at Detroit	L	109-121	1-9
11/7/70	**Cleveland**	**W**	**103-91**	**2-9**
11/11/70	**Atlanta**	**W**	**134-118**	**3-9**
11/13/70	at Philadelphia	L	111-119	3-10
11/14/70	Milwaukee	L	107-116	3-11
11/16/70	**at Seattle(P)**	**W**	**112-103**	**4-11**
11/17/70	**at Portland**	**W**	**102-101**	**5-11**
11/20/70	at San Francisco	L	108-123	5-12
11/21/70	at Portland(S)	L	108-112	5-13
11/24/70	**Phoenix**	**W**	**112-106**	**6-13**
11/25/70	at Philadelphia(B)	L	92-99	6-14
11/27/70	at Chicago	L	104-121	6-15
11/28/70	**Portland**	**W**	**111-95**	**7-15**
11/30/70	at Boston(PH)	L	106-109	7-16

DECEMBER (4-15)

12/1/70	Boston	L	116-117	7-17
12/4/70	**New York**	**W**	**97-91**	**8-17**
12/5/70	at New York	L	93-117	8-18
12/6/70	at Cleveland	L	106-108	8-19
12/8/70	Boston	L	102-122	8-20
12/10/70	Chicago(SY)	L	120-138	8-21
12/11/70	Portland	L	105-120	8-22
12/12/70	**at Detroit**	**W**	**93-92**	**9-22**
12/13/70	at Atlanta	L	91-110	9-23
12/15/70	**L.A. Lakers**	**W**	**113-111**	**10-23**
12/17/70	at Boston	L	93-102	10-24
12/18/70	**Cleveland**	**W**	**113-94**	**11-24**
12/19/70	at Cleveland	L	112-123	11-25
12/20/70	at Milwaukee	L	101-131	11-26
12/23/70	Chicago	L	103-104	11-27
12/25/70	at New York	L	102-115	11-28
12/26/70	at Cleveland	L	107-120	11-29
12/29/70	Philadelphia	L	113-124	11-30
12/30/70	at Baltimore(CP)	L	90-106	11-31

JANUARY (5-13)

1/2/71	Cincinnati	L	103-115	11-32
1/6/71	**San Francisco**	**W**	**115-108**	**12-32**
1/8/71	Seattle	L	102-110	12-33
1/9/71	at Cleveland	L	89-111	12-34
1/10/71	at Chicago	L	113-141	12-35
1/14/71	**Portland(R)**	**W**	**119-113**	**13-35**
1/15/71	Detroit	L	97-99	13-36
1/16/71	at Cincinnati	L	113-114	13-37
1/18/71	**Atlanta**	**L**	**113-123**	**13-38**
1/19/71	**Cleveland(SY)**	**L**	**79-111**	**13-39**
1/20/71	**Portland**	**W**	**126-106**	**14-39**
1/22/71	**San Diego**	**W**	**101-94**	**15-39**
1/24/71	**Portland**	**W**	**123-111**	**16-39**
1/25/71	at San Diego	L	106-114	16-40
1/26/71	at Phoenix	L	82-114	16-41
1/28/71	at Seattle	L	110-120	16-42
1/29/71	at San Francisco	L	100-106	16-43
1/31/71	at Cleveland	L	108-117	16-44

FEBRUARY (3-9)

2/2/71	Cleveland(R)	L	91-101	16-45
2/5/71	Baltimore	L	90-98	16-46
2/10/71	**New York**	**W**	**106-99**	**17-46**
2/13/71	**at Cleveland**	**W**	**111-106**	**18-46**
2/14/71	Phoenix	L	97-108	18-47
2/16/71	Milwaukee	L	103-135	18-48
2/17/71	**at Baltimore**	**W**	**118-114**	**19-48**
2/19/71	Baltimore	L	113-120	19-49
2/20/71	at Cincinnati	L	94-120	19-50
2/22/71	San Francisco	L	91-109	19-51
2/26/71	Detroit	L	122-127	19-52
2/27/71	at Atlanta	L	117-134	19-53

MARCH (3-7)

3/2/71	L.A. Lakers	L	118-131	19-54
3/4/71	at Milwaukee	L	113-116	19-55
3/6/71	**Cleveland**	**W**	**120-109**	**20-55**
3/8/71	**at Portland**	**W**	**114-98**	**21-55**
3/9/71	at San Diego	L	96-106	21-56
3/12/71	**at L.A. Lakers**	**W**	**116-109**	**22-56**
3/14/71	at Portland	L	112-122	22-57
3/16/71	Cincinnati	L	102-113	22-58
3/19/71	at Detroit	L	105-111	22-59
3/20/71	Portland	L	129-132	22-60

Bold *indicates wins*
(P) Indicates game played in Portland
(S) Indicates game played in Seattle
(B) Indicates game played in Boston
(PH) Indicates game played in Philadelphia
(SY) Indicates game played in Syracuse
(CP) Indicates game played in College Park
(R) Indicates game played in Rochester

ALL-TIME ROSTER

ZAID ABDUL-AZIZ
Iowa State '68 — 6'9" — 235 — 4/7/46 — #35 — Buffalo Braves: 1976-77
Acquired: Signed as a Free Agent (11/26/76) — Departed: Waived (1/20/77)

Yrs	G	Min	FGM	FGA	Pct	FTM	FTA	Pct	Reb	Ast	Pts	Avg
1	22	195	25	74	.338	33	43	.767	90	7	83	3.8

MAHDI ABDUL-RAHMAN
UCLA '64 — 6'3" — 185 — 4/15/42 — #42 — Buffalo Braves: 1971-72 to 1972-73
Acquired: From Atlanta (7/26/71) — Departed: Waived (11/9/72)

Yrs	G	Min	FGM	FGA	Pct	FTM	FTA	Pct	Reb	Ast	Pts	Avg
2	81	2523	475	1058	.449	240	309	.777	223	423	1190	14.7

ALEX ACKER
Pepperdine '05 — 6'5" — 185 — 1/21/83 — #3 — Los Angeles Clippers: 2008-09
Acquired: From Detroit (2/16/09)

Yrs	G	Min	FGM	FGA	Pct	FTM	FTA	Pct	Reb	Ast	Pts	Avg
1	18	179	26	65	.400	4	8	.500	22	11	63	3.5

DON ADAMS
Northwestern '70 — 6'7" — 210 — 11/27/47 — #10 — Buffalo Braves: 1975-76 to 1976-77
Acquired: Signed as a Free Agent (12/5/75)

Yrs	G	Min	FGM	FGA	Pct	FTM	FTA	Pct	Reb	Ast	Pts	Avg
2	133	2414	283	696	.407	169	230	.735	516	223	735	5.5

MARK AGUIRRE
DePaul '82 — 6'6" — 232 — 12/10/59 — #32 — Los Angeles Clippers: 1993-94
Acquired: Signed as a Free Agent (10/25/93) — Departed: Waived (2/1/94)

Yrs	G	Min	FGM	FGA	Pct	FTM	FTA	Pct	Reb	Ast	Pts	Avg
1	39	859	163	348	.468	50	72	.694	116	104	413	10.6

AL-FAROUQ AMINU
Wake Forest '10 — 6'9" — 215 — 9/21/90 — #3 — Los Angeles Clippers: 2010-11
Acquired: First round in 2010 Draft (8th overall) — Departed: Traded to New Orleans (12/14/11)

Yrs	G	Min	FGM	FGA	Pct	FTM	FTA	Pct	Reb	Ast	Pts	Avg
1	81	1452	160	406	.394	92	119	.773	267	60	457	5.6

DEREK ANDERSON
Kentucky '97 — 6'5" — 195 — 7/18/74 — #1 — Los Angeles Clippers: 1999-00
Acquired: From Cleveland (8/4/99)

Yrs	G	Min	FGM	FGA	Pct	FTM	FTA	Pct	Reb	Ast	Pts	Avg
1	64	2201	377	860	.438	271	309	.877	258	220	1080	16.9

KENNY ANDERSON
Georgia Tech '92 — 6'1" — 168 — 10/9/70 — #7 — Los Angeles Clippers: 2004-05
Acquired: Claimed off Waivers from Atlanta (2/28/05) — Departed: Waived (3/25/05)

Yrs	G	Min	FGM	FGA	Pct	FTM	FTA	Pct	Reb	Ast	Pts	Avg
1	4	26	4	11	.364	0	0	—	5	5	8	2.0

RICHARD ANDERSON
UC Santa Barbara '82 — 6'10" — 243 — 11/19/60 — #32/35 — San Diego Clippers: 1982-83
Acquired: Second round in 1982 Draft (32nd overall) — Departed: Traded to Denver (10/4/83)

Yrs	G	Min	FGM	FGA	Pct	FTM	FTA	Pct	Reb	Ast	Pts	Avg
1	78	1274	174	431	.404	48	69	.696	272	120	403	5.2

NATE ARCHIBALD
UT-El Paso '70 — 6'1" — 165 — 9/2/48 — #1 — Buffalo Braves: 1977-78
Acquired: From New York Nets (9/1/77) — Departed: Traded to Boston (8/4/78)

Yrs	G	Min	FGM	FGA	Pct	FTM	FTA	Pct	Reb	Ast	Pts	Avg
1	Did not play — Torn Achilles Tendon											

ISAAC AUSTIN
Arizona State '91 — 6'10" — 270 — 8/18/69 — #8 — Los Angeles Clippers: 1997-98
Acquired: From Miami (2/19/98)

Yrs	G	Min	FGM	FGA	Pct	FTM	FTA	Pct	Reb	Ast	Pts	Avg
1	26	895	154	339	.454	88	135	.652	227	88	396	15.2

ANTHONY AVENT
Seton Hall '91 — 6'9" — 240 — 10/18/69 — #30 — Los Angeles Clippers: 1999-00
Acquired: Signed as a Free Agent (10/4/99)

Yrs	G	Min	FGM	FGA	Pct	FTM	FTA	Pct	Reb	Ast	Pts	Avg
1	49	377	29	96	.302	23	32	.719	74	11	81	1.7

WILLIAM "BIRD" AVERITT
Pepperdine '74 — 6'2" — 175 — 7/22/52 — #14 — Buffalo Braves: 1976-77 to 1977-78
Acquired: First round in 1976 ABA Dispersal Draft; Re-signed as a Free Agent (1/31/78)
Departed: Sold to New Jersey (9/16/78)

Yrs	G	Min	FGM	FGA	Pct	FTM	FTA	Pct	Reb	Ast	Pts	Avg
2	109	1821	363	915	.397	185	265	.698	128	262	911	8.4

MAURICE BAKER
Oklahoma State '02 — 6'1" — 185 — 7/28/79 — #4 — Los Angeles Clippers: 2004-05
Acquired: Signed to a 10-day contract (2/21/05) — Departed: Waived (2/28/05)

Yrs	G	Min	FGM	FGA	Pct	FTM	FTA	Pct	Reb	Ast	Pts	Avg
1	1	0	0	0	—	0	0	—	0	0	0	0.0

VIN BAKER
Hartford '93 — 6'11" — 240 — 11/23/71 — #34 — Los Angeles Clippers: 2005-06
Acquired: Signed as a Free Agent (2/20/06)

Yrs	G	Min	FGM	FGA	Pct	FTM	FTA	Pct	Reb	Ast	Pts	Avg
1	8	85	7	15	.467	13	18	.722	19	4	27	3.4

ALL-TIME ROSTER

CEDRIC BALL
UNC Charlotte '90 — 6'8" — 210 — 4/16/68 — #44 — Los Angeles Clippers: 1990-91
Acquired: Signed as a Free Agent (9/20/90); Re-signed as a Free Agent (11/14/90)
Departed: Waived (10/30/90); Waived (12/5/90)

Yrs	G	Min	FGM	FGA	Pct	FTM	FTA	Pct	Reb	Ast	Pts	Avg
1	7	26	3	8	.375	2	2	1.000	11	0	8	1.1

KEN BANNISTER
St. Augustine's '84 — 6'9" — 235 — 4/1/60 — #51 — Los Angeles Clippers: 1988-89 to 1990-91
Acquired: Signed as a Free Agent (4/5/89) — Departed: Waived (6/21/91)

Yrs	G	Min	FGM	FGA	Pct	FTM	FTA	Pct	Reb	Ast	Pts	Avg
3	108	1058	142	278	.511	107	228	.469	241	30	391	3.6

MARVIN BARNES
Providence '74 — 6'9" — 225 — 7/27/52 — #8/27 — Buff. Braves/SD Clippers: 1977-78, 1979-80
Acquired: From Detroit (11/23/77); Signed as a Free Agent (9/30/79); Re-signed as a Free Agent (1/30/79)
Departed: Traded to Boston (8/4/78); Waived (10/10/79)

Yrs	G	Min	FGM	FGA	Pct	FTM	FTA	Pct	Reb	Ast	Pts	Avg
2	68	1664	250	603	.415	130	185	.703	425	135	630	9.3

MATT BARNES
UCLA, '02 — 6'7" — 226 — 3/9/80 — #22 — Los Angeles Clippers: 2003-04, 2012-15
Acquired: Signed two consecutive 10-day contracts (1/18/04; Signed for the remainder of the season (2/8/04);
Signed as a free agent (9/14/13); Re-signed as a free agent (7/10/13) Departed: Traded to Charlotte (6/15/15)

Yrs	G	Min	FGM	FGA	Pct	FTM	FTA	Pct	Reb	Ast	Pts	Avg
4	257	6788	883	1964	0.450	270	363	0.744	1111	410	2382	9.3

ANDRE BARRETT
Seton Hall '04 — 5'10" — 173 — 2/21/98 — #1 — Los Angeles Clippers: 2007-08
Acquired: Signed as a free agent (3/1/08)

Yrs	G	Min	FGM	FGA	Pct	FTM	FTA	Pct	Reb	Ast	Pts	Avg
1	4	25	2	5	.400	1	2	.500	1	7	6	1.5

BRENT BARRY
Oregon State '95 — 6'6" — 215 — 12/31/71 — #31 — Los Angeles Clippers: 1995-96 to 1997-98
Acquired: From Denver (6/28/95) — Departed: Traded to Miami (2/19/98)

Yrs	G	Min	FGM	FGA	Pct	FTM	FTA	Pct	Reb	Ast	Pts	Avg
3	179	4333	628	1420	.442	290	352	.824	421	516	1803	10.1

BENOIT BENJAMIN
Creighton '86 — 7'0" — 265 — 11/22/64 — #00 — Los Angeles Clippers: 1985-86 to 1990-91
Acquired: First round in 1985 Draft (3rd overall) — Departed: Traded to Seattle (2/20/91)

Yrs	G	Min	FGM	FGA	Pct	FTM	FTA	Pct	Reb	Ast	Pts	Avg
6	406	12724	2066	4127	.501	1272	1741	.731	3538	776	5405	13.3

MARIO BENNETT
Arizona State '95 — 6'9" — 220 — 8/1/73 — #22 — Los Angeles Clippers: 1999-00
Acquired: Signed to a 10-day contract (3/7/00)

Yrs	G	Min	FGM	FGA	Pct	FTM	FTA	Pct	Reb	Ast	Pts	Avg
1	1	3	0	3	.000	0	0	.000	2	0	0	0.0

HENRY BIBBY
UCLA '72 — 6'1" — 185 — 11/24/49 — #15 — San Diego Clippers: 1980-81
Acquired: Signed as a Free Agent (10/28/80)

Yrs	G	Min	FGM	FGA	Pct	FTM	FTA	Pct	Reb	Ast	Pts	Avg
1	73	1112	118	306	.386	67	98	.684	74	200	335	4.6

BOB BIGELOW
Pennsylvania '75 — 6'7" — 215 — 12/26/53 — #32 — San Diego Clippers: 1978-79
Acquired: Signed as a Free Agent (10/26/78)

Yrs	G	Min	FGM	FGA	Pct	FTM	FTA	Pct	Reb	Ast	Pts	Avg
1	29	413	36	90	.400	13	21	.619	46	25	85	2.9

CHAUNCEY BILLUPS
Colorado '97 — 6'3" — 210 — 9/25/76 — #1 — Los Angeles Clippers: 2011-13
Acquired: Signed off waivers (12/12/11); Re-signed as a free agent (7/13/12)

Yrs	G	Min	FGM	FGA	Pct	FTM	FTA	Pct	Reb	Ast	Pts	Avg
2	42	1025	136	360	.378	130	143	.909	82	129	483	11.5

STEVE BLAKE
Maryland'03 — 6'3" — 172 — 2/26/80 — #2 — Los Angeles Clippers: 2009-10
Acquired: From Portland with Travis Outlaw and cash considerations in exchange for F Marcus Camby (2/16/10)

Yrs	G	Min	FGM	FGA	Pct	FTM	FTA	Pct	Reb	Ast	Pts	Avg
1	29	762	74	167	.443	12	16	.750	69	177	198	6.8

ERIC BLEDSOE
Kentucky '10 — 6'1" — 195 — 12/9/89 — #12 — Los Angeles Clippers: 2010-13
Acquired: From Oklahoma City (6/24/10) — Departed: Traded to Phoenix (7/10/13)

Yrs	G	Min	FGM	FGA	Pct	FTM	FTA	Pct	Reb	Ast	Pts	Avg
3	197	3857	478	1180	.405	223	311	.749	513	588	775	3.9

ETDRICK BOHANNON
Auburn-Mont. '97 — 6'10" — 238 — 5/29/73 — #41 — Los Angeles Clippers: 1999-00
Acquired: Signed to a 10-day contract (3/27/00); Signed for remainder of season (4/6/00);
Departed: Waived (10/25/00)

Yrs	G	Min	FGM	FGA	Pct	FTM	FTA	Pct	Reb	Ast	Pts	Avg
1	11	113	7	13	.538	12	20	.600	30	5	26	2.4

NATE BOWMAN
Wichita State '65 — 6'10" — 230 — 3/19/43 — #17 — Buffalo Braves: 1970-71
Acquired: From New York (6/20/70)

Yrs	G	Min	FGM	FGA	Pct	FTM	FTA	Pct	Reb	Ast	Pts	Avg
1	44	483	58	148	.392	20	38	.526	173	41	136	3.1

ALL-TIME ROSTER

EARL BOYKINS
Eastern Michigan '98 5'5" 133 6/2/76 #11 Los Angeles Clippers: 2000-01 to 2001-02
Acquired: Signed as a Free Agent (9/29/00) Departed: Waived (6/28/02)

Yrs	G	Min	FGM	FGA	Pct	FTM	FTA	Pct	Reb	Ast	Pts	Avg
2	78	910	135	338	.399	61	78	.782	65	177	345	4.4

ELTON BRAND
Duke '01 6'8" 272 3/11/79 #42 Los Angeles Clippers: 2001-02 to 2007-08
Acquired: From Chicago (6/27/01)

Yrs	G	Min	FGM	FGA	Pct	FTM	FTA	Pct	Reb	Ast	Pts	Avg
7	459	17595	3549	6902	.514	2236	2972	.752	4710	1242	9336	20.3

JUNIOR BRIDGEMAN
Louisville '75 6'5" 215 9/17/53 #2 Los Angeles Clippers: 1984-85 to 1985-86
Acquired: From Milwaukee (9/29/84) Departed: Traded to Sacramento (8/19/86)

Yrs	G	Min	FGM	FGA	Pct	FTM	FTA	Pct	Reb	Ast	Pts	Avg
2	138	3203	659	1441	.457	287	325	.883	353	279	1665	12.1

JIM BROGAN
W Va. Wesleyan '80 6'6" 180 2/24/58 #15 San Diego Clippers: 1981-82 to 1982-83
Acquired: Signed as a Free Agent (8/31/81)

Yrs	G	Min	FGM	FGA	Pct	FTM	FTA	Pct	Reb	Ast	Pts	Avg
2	121	1493	256	577	.444	95	127	.748	182	222	619	5.1

GARY BROKAW
Notre Dame '74 6'4" 180 1/11/54 #7 Buffalo Braves: 1977-78
Acquired: From Cleveland (10/17/77) Departed: Waived (12/14/77)

Yrs	G	Min	FGM	FGA	Pct	FTM	FTA	Pct	Reb	Ast	Pts	Avg
1	13	130	18	43	.419	18	24	.750	12	20	54	4.2

MICHAEL BROOKS
LaSalle '80 6'7" 220 8/17/58 #7 San Diego Clippers: 1980-81 to 1983-84
Acquired: First round in 1980 Draft (9th overall) Departed: Missed 1984-85 and 1985-86 due to injury

Yrs	G	Min	FGM	FGA	Pct	FTM	FTA	Pct	Reb	Ast	Pts	Avg
6	293	9091	1640	3359	.488	725	1015	.714	1929	794	4010	13.7

SCOTT BROOKS
UC Irvine '87 5'11" 165 7/31/65 #1 Los Angeles Clippers: 1998-99
Acquired: Signed as a Free Agent (1/21/99) Departed: Waived (2/19/99)
Did Not Play — Strained right medial collateral ligament

BOBBY BROWN
Cal State Fullerton '07 6'2" 200 9/24/84 #6 Los Angeles Clippers: 2009-10
Acquired: From New Orleans in exchange for a 2014 conditional second round draft pick and cash considerations (1/26/10)

Yrs	G	Min	FGM	FGA	Pct	FTM	FTA	Pct	Reb	Ast	Pts	Avg
1	23	191	28	85	.329	5	7	.714	20	42	70	3.0

TONY BROWN
Arkansas '82 6'6" 195 7/29/60 #17 Los Angeles Clippers: 1991-92
Acquired: Signed as a Free Agent (10/1/91) Departed: Waived (12/31/91)

Yrs	G	Min	FGM	FGA	Pct	FTM	FTA	Pct	Reb	Ast	Pts	Avg
1	22	254	39	89	.438	18	29	.621	28	16	103	4.7

RICK BRUNSON
Temple '95 6'4" 190 6/14/72 #9 Los Angeles Clippers: 2004-05
Acquired: Signed as a Free Agent (9/30/04)

Yrs	G	Min	FGM	FGA	Pct	FTM	FTA	Pct	Reb	Ast	Pts	Avg
1	80	1945	166	442	.376	57	74	.770	187	410	437	5.5

EMMETTE BRYANT
DePaul '64 6'1" 175 11/4/38 #7 Buffalo Braves: 1970-71 to 1971-72
Acquired: From Boston in 1970 Expansion Draft (5/11/70)

Yrs	G	Min	FGM	FGA	Pct	FTM	FTA	Pct	Reb	Ast	Pts	Avg
2	127	3360	389	904	.430	226	328	.689	389	558	1004	7.9

JOE "JELLY BEAN" BRYANT
LaSalle '76 6'9" 225 10/19/54 #23 San Diego Clippers: 1979-80 to 1981-82
Acquired: From Philadelphia (10/5/79) Departed: Traded to Houston (6/28/82)

Yrs	G	Min	FGM	FGA	Pct	FTM	FTA	Pct	Reb	Ast	Pts	Avg
3	238	6675	1014	2174	.466	548	708	.774	1230	522	2591	10.9

WALLACE BRYANT
San Francisco '82 7'0" 245 7/14/59 #31 Los Angeles Clippers: 1985-86
Acquired: Signed to two consecutive 10-day contracts (1/6/86)

Yrs	G	Min	FGM	FGA	Pct	FTM	FTA	Pct	Reb	Ast	Pts	Avg
1	8	64	4	18	.222	5	8	.625	20	4	13	1.6

TORGEIR BRYN
Southwest Texas State '89 6'9" 250 8/8/64 #12 Los Angeles Clippers: 1989-90
Acquired: Signed as a Free Agent (10/21/89) Departed: Waived (11/17/89)

Yrs	G	Min	FGM	FGA	Pct	FTM	FTA	Pct	Reb	Ast	Pts	Avg
1	3	10	0	2	.000	4	6	.667	2	0	4	1.3

REGGIE BULLOCK
North Carolina '13 6'7" 205 3/16/91 #25 Los Angeles Clippers: 2013-14
Acquired: First round in 2013 Draft (25th overall) Departed: Traded to Phoenix (1/15/15)

Yrs	G	Min	FGM	FGA	Pct	FTM	FTA	Pct	Reb	Ast	Pts	Avg
2	68	658	66	175	0.377	11	14	0.786	94	18	180	2.6

STEVE BURTT
Iona '84 6'2" 195 11/5/62 #15 Los Angeles Clippers: 1987-88
Acquired: Signed to a 10-day contract (3/18/88); Signed for remainder of season (4/7/88)

Yrs	G	Min	FGM	FGA	Pct	FTM	FTA	Pct	Reb	Ast	Pts	Avg
1	19	312	62	138	.449	47	69	.681	27	38	171	9.0

CARON BUTLER
Connecticut '02 6'7" 228 3/13/80 #5 Los Angeles Clippers: 2011-13
Acquired: Signed as a free agent (12/9/11) Departed: Traded to Phoenix (7/10/13)

Yrs	G	Min	FGM	FGA	Pct	FTM	FTA	Pct	Reb	Ast	Pts	Avg
2	141	3750	592	1425	.415	953	197		453	156	1566	11.1

GREG BUTLER
Stanford '88 6'11" 240 3/11/66 #45 Los Angeles Clippers: 1990-91
Acquired: Signed as a Free Agent (9/28/90) Departed: Waived (12/26/90)

Yrs	G	Min	FGM	FGA	Pct	FTM	FTA	Pct	Reb	Ast	Pts	Avg
1	9	37	5	19	.263	4	6	.667	16	1	14	1.6

RASUAL BUTLER
LaSalle '02 6'7" 215 5/23/79 #45 Los Angeles Clippers: 2009-2011
Acquired: From New Orleans (8/12/09); Re-Signed as a free agent (7/26/10) Departed: Waived (2/28/11)

Yrs	G	Min	FGM	FGA	Pct	FTM	FTA	Pct	Reb	Ast	Pts	Avg
2	123	3446	429	1096	.366	140	172	.754	316	143	1185	8.5

MICHAEL CAGE
San Diego State '84 6'9" 235 1/28/62 #44 Los Angeles Clippers: 1984-85 to 1987-88
Acquired: First round in 1984 Draft (14th overall) Departed: Traded to Seattle (6/28/88)

Yrs	G	Min	FGM	FGA	Pct	FTM	FTA	Pct	Reb	Ast	Pts	Avg
4	305	8758	1237	2468	.501	881	1252	.704	2669	373	3355	11.0

MARCUS CAMBY
Massachusetts '96 6'11" 235 3/22/74 #23 Los Angeles Clippers: 2008-2010
Acquired: From Denver (7/15/08) Departed: Traded to Portland (2/16/10)

Yrs	G	Min	FGM	FGA	Pct	FTM	FTA	Pct	Reb	Ast	Pts	Avg
2	113	3521	420	852	.492	192	273	.703	1306	278	1035	9.2

BOB CARRINGTON
Boston College '76 6'6" 195 7/3/53 #30 San Diego Clippers: 1979-80
Acquired: Signed as a Free Agent (6/15/79) Departed: Waived (11/19/79)

Yrs	G	Min	FGM	FGA	Pct	FTM	FTA	Pct	Reb	Ast	Pts	Avg
1	10	134	15	37	.405	6	8	.750	13	3	36	3.6

SAM CASSELL
Florida State '93 6'3" 185 11/18/69 #19 Los Angeles Clippers: 2005-06 to 2007-08
Acquired: From Minnesota (8/12/05) Departed: Waived (2/28/08)

Yrs	G	Min	FGM	FGA	Pct	FTM	FTA	Pct	Reb	Ast	Pts	Avg
3	174	5035	937	2139	.438	555	636	.872	559	941	2545	14.6

HARVEY CATCHINGS
Hardin-Simmons '74 6'9" 218 9/2/51 #41/42 Los Angeles Clippers: 1984-85
Acquired: From Milwaukee (9/29/84)

Yrs	G	Min	FGM	FGA	Pct	FTM	FTA	Pct	Reb	Ast	Pts	Avg
1	70	1049	72	149	.483	59	89	.663	262	15	203	2.9

LIONEL CHALMERS
Xavier (OH) '04 6'0" 180 11/10/80 #0 Los Angeles Clippers: 2004-05
Acquired: Second round in 2004 Draft (33rd overall)

Yrs	G	Min	FGM	FGA	Pct	FTM	FTA	Pct	Reb	Ast	Pts	Avg
1	36	433	42	125	.336	15	24	.625	31	51	111	3.1

JERRY CHAMBERS
Utah '66 6'5" 190 7/18/43 #40 Buffalo Braves: 1971-72
Acquired: From Atlanta (7/26/71)

Yrs	G	Min	FGM	FGA	Pct	FTM	FTA	Pct	Reb	Ast	Pts	Avg
1	26	369	78	180	.433	22	32	.688	67	23	178	6.8

TOM CHAMBERS
Utah '81 6'10" 225 6/21/59 #22 San Diego Clippers: 1981-82 to 1982-83
Acquired: First round in 1981 Draft (8th overall) Departed: Traded to Seattle (8/18/83)

Yrs	G	Min	FGM	FGA	Pct	FTM	FTA	Pct	Reb	Ast	Pts	Avg
2	160	5347	1419	2155	.498	637	946	.673	1080	338	2783	17.4

KEN CHARLES
Fordham '73 6'3" 180 7/10/51 #14 Buffalo Braves: 1973-74 to 1975-76
Acquired: Third round in 1973 Draft (38th overall) Departed: Traded to Atlanta (6/16/76)

Yrs	G	Min	FGM	FGA	Pct	FTM	FTA	Pct	Reb	Ast	Pts	Avg
3	219	4630	656	1419	.462	334	430	.777	448	429	1646	7.5

PETE CHILCUTT
North Carolina '91 6'10" 245 9/14/68 #24 Los Angeles Clippers: 1999-00
Acquired: Signed to a 10-day contract (1/18/00); Signed to a 10-day contract (2/26/00);
Signed for remainder of season (3/7/00)

Yrs	G	Min	FGM	FGA	Pct	FTM	FTA	Pct	Reb	Ast	Pts	Avg
1	24	347	31	63	.492	6	6	1.000	79	16	73	3.0

DOUG CHRISTIE
Pepperdine '92 6'6" 205 5/9/70 #21 Los Angeles Clippers: 2006-07
Acquired: Signed to a 10-day contract (1/20/07); Signed to a second 10-day contract (2/11/07)
Departed: Placed on the suspended list (2/20/07)

Yrs	G	Min	FGM	FGA	Pct	FTM	FTA	Pct	Reb	Ast	Pts	Avg
1	7	82	5	17	.294	2	3	.667	11	8	13	1.9

ALL-TIME ROSTER

KEITH CLOSS, JR.
Central Connecticut St. '98 7'3" 215 4/3/76 #33 Los Angeles Clippers: 1997-98 to 2000-01
Acquired: Signed as a Free Agent (8/8/97) Departed: Waived (5/4/01)

Yrs	G	Min	FGM	FGA	Pct	FTM	FTA	Pct	Reb	Ast	Pts	Avg
4	130	1647	201	427	.471	100	165	.606	372	44	502	3.9

NORRIS COLEMAN
Kansas State '87 6'8" 210 9/27/61 #45 Los Angeles Clippers: 1987-88
Acquired: Second round in 1987 Draft (38th overall) Departed: Waived (2/3/88)

Yrs	G	Min	FGM	FGA	Pct	FTM	FTA	Pct	Reb	Ast	Pts	Avg
1	29	431	66	191	.346	20	36	.556	81	13	153	5.3

JAMES COLLINS
Florida State '97 6'4" 196 11/5/73 #32 Los Angeles Clippers: 1997-98
Acquired: From Philadelphia (6/25/97)

Yrs	G	Min	FGM	FGA	Pct	FTM	FTA	Pct	Reb	Ast	Pts	Avg
1	23	103	21	55	.382	8	14	.571	14	3	59	2.6

JARRON COLLINS
Stanford '01 6'11" 249 12/2/78 #31 Los Angeles Clippers: 2010-11
Acquired: Signed a second 10-day contract (1/15/11)

Yrs	G	Min	FGM	FGA	Pct	FTM	FTA	Pct	Reb	Ast	Pts	Avg
1	23	157	5	15	.333	7	10	.700	17	1	17	0.7

MARDY COLLINS
Temple '05 6'6" 220 8/4/84 #25 Los Angeles Clippers: 2008-09 to 2009-10
Acquired: From New York (11/21/08)

Yrs	G	Min	FGM	FGA	Pct	FTM	FTA	Pct	Reb	Ast	Pts	Avg
2	82	1285	144	352	.409	37	58	.637	149	145	342	4.2

DARREN COLLISON
UCLA '09 6'0" 175 8/23/87 #2 Los Angeles Clippers: 2013-14
Acquired: Signed as a free agent (7/10/13)

Yrs	G	Min	FGM	FGA	Pct	FTM	FTA	Pct	Reb	Ast	Pts	Avg
1	80	2069	324	694	.467	192	224	.857	188	297	911	11.4

MARTY CONLON
Providence '90 6'11" 235 1/19/68 #31 Los Angeles Clippers: 1999-00
Acquired: Signed as a Free Agent (12/17/99) Departed: Waived (1/5/00)

Yrs	G	Min	FGM	FGA	Pct	FTM	FTA	Pct	Reb	Ast	Pts	Avg
1	3	9	1	2	.500	0	0	.000	2	0	2	0.7

LESTER CONNER
Oregon State '82 6'4" 180 9/17/59 #7 Los Angeles Clippers: 1992-93
Acquired: Signed to two consecutive 10-day contracts (2/6/93); Signed for remainder of season (3/5/93)

Yrs	G	Min	FGM	FGA	Pct	FTM	FTA	Pct	Reb	Ast	Pts	Avg
1	31	422	28	62	.452	18	19	.947	49	65	74	2.4

WILL CONROY
Washington '05 6'2" 195 12/8/82 #10 Los Angeles Clippers: 2006-07
Acquired: Signed to a 10-day contract (2/28/07); Signed as a free agent (4/6/07)
Departed: Released (3/5/07), Waived (8/20/07)

Yrs	G	Min	FGM	FGA	Pct	FTM	FTA	Pct	Reb	Ast	Pts	Avg
1	7	51	0	3	.000	0	4	.000	7	9	0	0.0

BRIAN COOK
Illinois ' 03 6'9" 250 12/4/80 #34 Los Angeles Clippers: 2010-12
Acquired: Signed as a free agent (7/9/10)
Departed: Traded to Washington (3/15/12)

Yrs	G	Min	FGM	FGA	Pct	FTM	FTA	Pct	Reb	Ast	Pts	Avg
2	56	568	83	219	.378	19	28	.678	119	17	224	4.0

JOE COOPER
Colorado '81 6'10" 230 9/1/57 #23 San Diego Clippers: 1982-83
Acquired: Signed as a Free Agent (3/21/83)

Yrs	G	Min	FGM	FGA	Pct	FTM	FTA	Pct	Reb	Ast	Pts	Avg
1	13	275	31	59	.525	11	20	.550	71	15	73	5.6

LANARD COPELAND
Georgia State '89 6'6" 190 7/16/65 #21 Los Angeles Clippers: 1991-92
Acquired: Signed as a Free Agent (9/9/91) Departed: Waived (12/3/91)

Yrs	G	Min	FGM	FGA	Pct	FTM	FTA	Pct	Reb	Ast	Pts	Avg
1	10	48	7	23	.304	2	2	1.000	7	5	16	1.6

FREDDIE CRAWFORD
St. Bonaventure '64 6'4" 190 12/23/41 #15 Buffalo Braves: 1970-71
Acquired: 1970 Expansion Draft Departed: Traded to Philadelphia (11/26/70)
from Milwaukee (5/11/70)

Yrs	G	Min	FGM	FGA	Pct	FTM	FTA	Pct	Reb	Ast	Pts	Avg
1	15	203	36	106	.340	16	26	.615	35	24	88	5.9

JAMAL CRAWFORD
Michigan; '00 6'5" 195 3/20/80 #11 Los Angeles Clippers: 2012-15
Acquired: Signed as a free agent (7/11/12)

Yrs	G	Min	FGM	FGA	Pct	FTM	FTA	Pct	Reb	Ast	Pts	Avg
3	209	6027	1198	2866	0.418	722	822	0.878	410	574	3547	17.0

CHARLIE CRISS
New Mexico State '70 5'8" 165 11/6/49 #1/10 San Diego Clippers: 1981-82
Acquired: From Atlanta (1/20/82)

Yrs	G	Min	FGM	FGA	Pct	FTM	FTA	Pct	Reb	Ast	Pts	Avg
1	28	840	138	288	.479	76	86	.884	44	112	360	12.9

JEFF CROSS
Maine '84 6'10" 242 9/1/61 #54/38 Los Angeles Clippers: 1985-86
Acquired: Signed to a 10-day contract (1/31/86); Signed for remainder of season (2/12/86)

Yrs	G	Min	FGM	FGA	Pct	FTM	FTA	Pct	Reb	Ast	Pts	Avg
1	21	128	6	24	.250	14	25	.560	30	1	26	1.2

TERRY CUMMINGS
DePaul '83 6'9" 220 3/15/61 #34 San Diego Clippers: 1982-83 to 1983-84
Acquired: First round in 1982 Draft (2nd overall) Departed: Traded to Milwaukee (9/29/84)

Yrs	G	Min	FGM	FGA	Pct	FTM	FTA	Pct	Reb	Ast	Pts	Avg
2	151	5438	1421	2800	.508	672	940	.715	1521	316	3514	23.3

JARED CUNNINGHAM
Oregon State '12 6'4" 194 5/22/91 #9 Los Angeles Clippers: 2014-15
Acquired: Signed as a Free Agent (9/29/14) Departed: Traded to Philadelphia (1/7/15)

Yrs	G	Min	FGM	FGA	Pct	FTM	FTA	Pct	Reb	Ast	Pts	Avg
1	19	89	12	33	0.364	7	13	0.538	9	10	35	1.8

EARL CURETON
Detroit '81 6'9" 215 9/3/57 #25/33 Los Angeles Clippers: 1986-87 to 1987-88
Acquired: From Chicago (2/11/87)

Yrs	G	Min	FGM	FGA	Pct	FTM	FTA	Pct	Reb	Ast	Pts	Avg
2	104	1996	247	544	.454	76	142	.535	496	115	570	5.5

JAMESON CURRY
Oklahoma St. '07 6'3" 190 1/7/86 #44 Los Angeles Clippers: 2009-10
Acquired: Signed to a 10-day contract (1/21/10) Departed: Waived (1/26/10)

Yrs	G	Min	FGM	FGA	Pct	FTM	FTA	Pct	Reb	Ast	Pts	Avg
1	1	1	0	0	.000	0	0	.000	0	0	0	0.0

QUINTIN DAILEY
San Francisco '83 6'3" 180 1/22/61 #20 Los Angeles Clippers: 1986-87 to 1988-89
Acquired: Signed as a Free Agent (12/29/86) Departed: Waived (10/13/89)

Yrs	G	Min	FGM	FGA	Pct	FTM	FTA	Pct	Reb	Ast	Pts	Avg
3	185	3928	976	2210	.442	579	754	.768	441	342	2535	13.7

ADRIAN DANTLEY
Notre Dame '77 6'5" 210 2/26/56 #44 Buffalo Braves: 1976-77
Acquired: First round in 1976 Draft (6th overall) Departed: Traded to Indiana (9/1/77)

Yrs	G	Min	FGM	FGA	Pct	FTM	FTA	Pct	Reb	Ast	Pts	Avg
1	77	2816	544	1046	.520	476	582	.818	587	144	1564	20.3

BARON DAVIS
UCLA '99 6'3" 212 4/13/79 #5/1 Los Angeles Clippers: 2008-11
Acquired: Signed as a free agent on (7/10/08) Departed: Traded to Cleveland (2/24/11)

Yrs	G	Min	FGM	FGA	Pct	FTM	FTA	Pct	Reb	Ast	Pts	Avg
3	183	6040	981	2489	.397	477	605	.779	624	1219	2665	14.3

GLEN DAVIS
Louisiana State '07 6'9" 289 1/1/86 #0 Los Angeles Clippers: 2013-15
Acquired: Signed as a free agent (2/24/14); Re-signed as a free agent (7/19/14)

Yrs	G	Min	FGM	FGA	Pct	FTM	FTA	Pct	Reb	Ast	Pts	Avg
2	97	1212	156	336	0.464	78	118	0.661	238	46	390	4.0

MIKE DAVIS
Virginia Union '69 6'3" 185 7/26/46 #13 Buffalo Braves: 1970-71 to 1971-72
Acquired: From Baltimore (3/23/70) Departed: Waived (9/9/72)

Yrs	G	Min	FGM	FGA	Pct	FTM	FTA	Pct	Reb	Ast	Pts	Avg
2	135	2685	530	1275	.416	337	442	.762	307	235	1397	10.3

RON DAVIS
Washington State '76 6'6" 198 5/1/54 #42 San Diego Clippers: 1980-81 to 1981-82
Acquired: Signed as a Free Agent (11/4/80) Departed: Waived (11/30/81)

Yrs	G	Min	FGM	FGA	Pct	FTM	FTA	Pct	Reb	Ast	Pts	Avg
2	71	884	149	339	.440	97	164	.591	132	51	397	5.6

PAUL DAVIS
Michigan State '06 6'11" 270 7/21/84 #40 Los Angeles Clippers: 2006-07 to 2008-09
Acquired: Second round in 2006 Draft (34th overall) Departed: Waived (1/5/09)

Yrs	G	Min	FGM	FGA	Pct	FTM	FTA	Pct	Reb	Ast	Pts	Avg
3	80	694	86	215	.400	40	54	.741	158	29	212	2.7

RICKY DAVIS
Iowa '98 6'7" 200 9/23/79 #31 Los Angeles Clippers 2008-10
Acquired: Signed as a free agent on (7/28/08) Departed: Waived (2/16/10)

Yrs	G	Min	FGM	FGA	Pct	FTM	FTA	Pct	Reb	Ast	Pts	Avg
2	72	1284	145	388	.373	49	67	.731	117	121	390	5.4

TERRY DEHERE
Seton Hall '93 6'4" 190 9/12/71 #24 Los Angeles Clippers: 1993-94 to 1996-97
Acquired: First round in 1993 Draft (13th overall) Departed: Waived (7/2/97)

Yrs	G	Min	FGM	FGA	Pct	FTM	FTA	Pct	Reb	Ast	Pts	Avg
4	299	5604	871	2096	.416	659	848	.777	458	811	2663	8.9

GUILLERMO DIAZ
Miami '06 6'2" 185 3/4/85 #1 Los Angeles Clippers: 2007-08
Acquired: Signed as a free agent (1/8/08)

Yrs	G	Min	FGM	FGA	Pct	FTM	FTA	Pct	Reb	Ast	Pts	Avg
1	6	18	1	4	.250	3	5	.600	2	1	5	0.8

ALL-TIME ROSTER

DAN DICKAU
Gonzaga '02 | 6'0" | 180 | 9/16/78 | #10 | Los Angeles Clippers: 2007-08
Acquired: Signed as a free agent (10/3/07)

Yrs	G	Min	FGM	FGA	Pct	FTM	FTA	Pct	Reb	Ast	Pts	Avg
1	67	1040	124	296	.419	68	82	.829	97	172	352	5.3

KANIEL DICKENS
Idaho '00 | 6'8" | 235 | 7/21/78 | #45 | Los Angeles Clippers: 2005-06
Acquired: Signed to a 10-day contract (1/10/06)
Did Not Play – Sprained Right Ankle

ERNIE DIGREGORIO
Providence '73 | 6'0" | 180 | 1/15/51 | #15 | Buffalo Braves: 1973-74 to 1976-77
Acquired: First round in 1973 Draft (3rd overall) | Departed: Traded to Lakers (9/7/77)

Yrs	G	Min	FGM	FGA	Pct	FTM	FTA	Pct	Reb	Ast	Pts	Avg
4	260	7253	1180	2843	.415	433	478	.906	560	1457	2793	10.7

IKE DIOGU
Arizona St. '05 | 6'9" | 250 | 9/11/83 | #50 | Los Angeles Clippers: 2010-11
Acquired: Signed as a free agent (11/22/10)

Yrs	G	Min	FGM	FGA	Pct	FTM	FTA	Pct	Reb	Ast	Pts	Avg
1	36	470	83	148	.561	41	62	.661	115	2	207	5.8

KEYON DOOLING
Missouri '02 | 6'3" | 190 | 5/8/80 | #1 | Los Angeles Clippers: 2000-01 to 2003-2004
Acquired: From Orlando (6/28/00)

Yrs	G	Min	FGM	FGA	Pct	FTM	FTA	Pct	Reb	Ast	Pts	Avg
4	203	3498	435	1100	.395	257	342	.751	243	408	1217	6.0

JAMES DONALDSON
Washington State '79 | 7'2" | 278 | 8/16/57 | #40 | SD/LA Clippers: 1983-84 to 1985-86
Acquired: From Seattle (8/18/83) | Departed: Traded to Dallas (11/25/85)

Yrs	G	Min	FGM	FGA	Pct	FTM	FTA	Pct	Reb	Ast	Pts	Avg
3	178	5358	754	1239	.609	533	700	.761	1448	150	2041	11.5

JOHN DOUGLAS
Kansas '78 | 6'2" | 180 | 6/12/56 | #13 | San Diego Clippers: 1981-82 to 1982-83
Acquired: Signed as a Free Agent (9/4/81) | Departed: Waived (11/4/82)

Yrs	G	Min	FGM	FGA	Pct	FTM	FTA	Pct	Reb	Ast	Pts	Avg
2	67	1043	182	395	.461	69	104	.664	91	147	452	6.7

SHERMAN DOUGLAS
Syracuse '89 | 6'1" | 195 | 9/15/66 | #20 | Los Angeles Clippers: 1998-99
Acquired: Signed as a Free Agent (2/4/99)

Yrs	G	Min	FGM	FGA	Pct	FTM	FTA	Pct	Reb	Ast	Pts	Avg
1	30	842	96	219	.438	55	87	.632	58	124	247	8.2

CHRIS DOUGLAS-ROBERTS
Memphis '08 | 6'7" | 200 | 1/8/87 | #14 | Los Angeles Clippers: 2014-15
Acquired: Signed as a Free Agent (9/3/14) | Departed: Traded to Boston (1/15/15)

Yrs	G	Min	FGM	FGA	Pct	FTM	FTA	Pct	Reb	Ast	Pts	Avg
1	12	103	5	21	0.238	8	8	1	12	4	19	1.6

LARRY DREW
Missouri '80 | 6'2" | 190 | 4/2/58 | #2/22 | Los Angeles Clippers: 1986-87 to 1987-88
Acquired: From Sacramento (8/19/86)

Yrs	G	Min	FGM	FGA	Pct	FTM	FTA	Pct	Reb	Ast	Pts	Avg
2	134	3590	623	1403	.444	222	274	.810	222	709	1506	11.2

PREDRAG DROBNJAK
Serbia & Montenegro | 6'11 | 272 | 10/27/75 | #14 | Los Angeles Clippers: 2003-04
Acquired: From Seattle (9/28/03)

Yrs	G	Min	FGM	FGA	Pct	FTM	FTA	Pct	Reb	Ast	Pts	Avg
1	61	949	149	379	.393	73	86	.859	196	39	382	6.1

KEVIN DUCKWORTH
Eastern Illinois '86 | 7'0" | 300 | 4/1/64 | #00 | Los Angeles Clippers: 1996-97
Acquired: Signed as a Free Agent (10/10/96)

Yrs	G	Min	FGM	FGA	Pct	FTM	FTA	Pct	Reb	Ast	Pts	Avg
1	26	384	45	103	.437	11	16	.688	60	16	104	4.0

JARED DUDLEY
Boston College '07 | 6'7" | 225 | 7/10/85 | #9 | Los Angeles Clippers: 2013-14
Acquired: From Phoenix as part of a three-team trade in exchange for Eric Bledsoe and Caron Butler (7/10/13)
Departed: Traded to Milwaukee (8/26/14)

Yrs	G	Min	FGM	FGA	Pct	FTM	FTA	Pct	Reb	Ast	Pts	Avg
1	74	1729	196	447	.438	38	58	.655	160	104	511	6.9

FRANKLIN EDWARDS
Cleveland State '81 | 6'1" | 190 | 2/2/59 | #9/14/30 | Los Angeles Clippers: 1984-85 to 1985-86
Acquired: Signed to two consecutive 10-day contracts (3/10/85); Re-signed as a Free Agent (9/27/85)
Departed: Traded to Sacramento (8/19/86)

Yrs	G	Min	FGM	FGA	Pct	FTM	FTA	Pct	Reb	Ast	Pts	Avg
2	89	1689	298	643	.463	151	175	.863	100	297	748	8.4

JAMES EDWARDS
Washington '77 | 7'1" | 252 | 11/22/55 | #53 | Los Angeles Clippers: 1991-92
Acquired: From Detroit (8/13/91)

Yrs	G	Min	FGM	FGA	Pct	FTM	FTA	Pct	Reb	Ast	Pts	Avg
1	72	1437	250	538	.465	198	271	.731	202	53	698	9.7

JAY EDWARDS
Indiana '91 | 6'4" | 185 | 1/3/69 | #3 | Los Angeles Clippers: 1989-90 to 1990-91
Acquired: Second round in 1989 Draft (33rd overall) | Departed: Waived (3/4/91)

Yrs	G	Min	FGM	FGA	Pct	FTM	FTA	Pct	Reb	Ast	Pts	Avg
2	4	26	3	7	.429	1	3	.333	2	4	7	1.8

HOWARD EISLEY
Boston College '94 | 6'2" | 180 | 12/4/72 | #10 | Los Angeles Clippers: 2005-06
Acquired: Signed as a Free Agent (11/17/05) | Departed: Waived (1/3/06)

Yrs	G	Min	FGM	FGA	Pct	FTM	FTA	Pct	Reb	Ast	Pts	Avg
1	13	112	4	17	.235	0	0	—	14	25	9	0.7

OBINNA EKEZIE
Maryland '99 | 6'9" | 270 | 8/22/75 | #54 | Los Angeles Clippers: 2001-02
Acquired: Signed as a Free Agent (9/28/01) | Departed: Waived (7/19/02)

Yrs	G	Min	FGM	FGA	Pct	FTM	FTA	Pct	Reb	Ast	Pts	Avg
1	29	152	13	39	.333	28	40	.700	34	3	54	1.9

HAROLD ELLIS
Morehouse '92 | 6'5" | 200 | 10/7/70 | #30 | Los Angeles Clippers: 1993-94 to 1994-95
Acquired: Signed as a Free Agent (1/7/94) | Departed: Rights renounced (9/19/95)

Yrs	G	Min	FGM	FGA	Pct	FTM	FTA	Pct	Reb	Ast	Pts	Avg
2	118	1579	250	481	.520	175	266	.658	241	71	676	5.7

LERON ELLIS
Syracuse '91 | 6'10" | 240 | 4/28/69 | #22 | Los Angeles Clippers: 1991-92
Acquired: First round in 1991 Draft (22nd overall) | Departed: Rights renounced (7/1/92)

Yrs	G	Min	FGM	FGA	Pct	FTM	FTA	Pct	Reb	Ast	Pts	Avg
1	29	103	17	50	.340	9	19	.474	24	1	43	1.5

MELVIN ELY
Fresno St. '02 | 6'10" | 261 | 5/2/78 | #2 | Los Angeles Clippers: 2002-03 to 2003-04
Acquired: First round in 2002 Draft (12th overall)

Yrs	G	Min	FGM	FGA	Pct	FTM	FTA	Pct	Reb	Ast	Pts	Avg
2	94	1312	158	339	.466	77	116	.664	275	37	393	4.2

CHRIS ENGLER
Wyoming '82 | 7'0" | 248 | 3/1/59 | #36 | Los Angeles Clippers: 1984-85
Acquired: Signed to a 10-day contract (2/18/85) | Departed: Contract expired (2/28/85)

Yrs	G	Min	FGM	FGA	Pct	FTM	FTA	Pct	Reb	Ast	Pts	Avg
1	Did not play											

REGGIE EVANS
Iowa '02 | 6'8" | 245 | 5/18/80 | #30 | Los Angeles Clippers: 2011-12
Acquired: Signed as a free agent (12/22/11) | Departed: Traded to Brooklyn (7/11/12)

Yrs	G	Min	FGM	FGA	Pct	FTM	FTA	Pct	Reb	Ast	Pts	Avg
1	56	771	34	72	.472	36	71	.507	271	17	104	1.9

DANIEL EWING
Duke '05 | 6'3" | 185 | 3/26/83 | #3 | Los Angeles Clippers: 2005-06 to 2006-07
Acquired: Second round in 2005 NBA Draft (32nd overall) | Departed: Waived (6/28/07)

Yrs	G	Min	FGM	FGA	Pct	FTM	FTA	Pct	Reb	Ast	Pts	Avg
2	127	1683	162	416	.389	71	91	.780	168	174	431	3.4

JORDAN FARMAR
UCLA '06 | 6'2" | 180 | 11/30/86 | #1 | Los Angeles Clippers: 2014-15
Acquired: Signed as a Free Agent (7/10/14) | Departed: Waived (1/16/15)

Yrs	G	Min	FGM	FGA	Pct	FTM	FTA	Pct	Reb	Ast	Pts	Avg
1	36	529	61	158	0.386	10	11	0.909	42	67	167	4.6

NICK FAZEKAS
Nevada '07 | 6'11" | 235 | 6/17/85 | #20 | Los Angeles Clippers 2007-08
Acquired: Signed as a free agent (2/27/08)

Yrs	G	Min	FGM	FGA	Pct	FTM	FTA	Pct	Reb	Ast	Pts	Avg
1	22	260	44	77	.571	15	22	.682	86	11	103	4.7

KENNY FIELDS
UCLA '84 | 6'5" | 240 | 2/9/62 | #54 | Los Angeles Clippers: 1986-87 to 1987-88
Acquired: Signed as a Free Agent (11/17/86); Signed to two consecutive 10-day contracts (2/27/88)

Yrs	G	Min	FGM	FGA	Pct	FTM	FTA	Pct	Reb	Ast	Pts	Avg
2	51	1015	169	380	.445	92	105	.876	175	70	433	8.5

MATT FISH
UNC Wilmington '92 | 6'11" | 235 | 11/18/69 | #50 | Los Angeles Clippers: 1994-95
Acquired: Signed as a Free Agent (10/5/94) | Departed: Waived (1/5/95)

Yrs	G	Min	FGM	FGA	Pct	FTM	FTA	Pct	Reb	Ast	Pts	Avg
1	26	370	49	103	.476	25	37	.676	84	17	123	4.7

COURTNEY FORTSON
Arkansas'12 | 5'11" | 185 | 5/23/88 | #17 | Los Angeles Clippers: 2011-12
Acquired: Signed as a free agent (1/16/12) | Departed: Waived 1/27/12

Yrs.	G	Min	FGM	FGA	Pct.	FTM	FTA	Pct.	Reb	Ast	Pts	Avg.
1	4	46	5	12	.417	6	9	.667	8	5	17	4.3

FRED FOSTER
Miami (Ohio) '68 | 6'5" | 220 | 3/18/46 | #5 | Buffalo Braves: 1976-77
Acquired: Signed as a Free Agent (9/15/76)

Yrs	G	Min	FGM	FGA	Pct	FTM	FTA	Pct	Reb	Ast	Pts	Avg
1	59	689	99	247	.401	30	44	.682	76	48	228	3.9

ALL-TIME ROSTER

TREMAINE FOWLKES
Fresno State '99 6'8" 220 4/11/76 #32 Los Angeles Clippers: 2001-02 to 2002-03
Acquired: Signed to two consecutive 10-day contracts (2/23/02); Signed for the remainder of the season (3/15/02)

Yrs	G	Min	FGM	FGA	Pct	FTM	FTA	Pct	Reb	Ast	Pts	Avg
2	59	916	81	192	.422	74	90	.822	167	40	238	4.0

HAROLD FOX
Jacksonville '72 6'2" 175 8/29/42 #7 Buffalo Braves: 1972-73
Acquired: Second round in 1972 Draft (15th overall)

Yrs	G	Min	FGM	FGA	Pct	FTM	FTA	Pct	Reb	Ast	Pts	Avg
1	10	84	12	32	.375	7	8	.875	8	10	31	3.1

RANDY FOYE
Villanova '06 6'4" 213 11/24/83 #4 Los Angeles Clippers: 2010-12
Acquired: Signed as a free agent on 7/8/10

Yrs	G	Min	FGM	FGA	Pct	FTM	FTA	Pct	Reb	Ast	Pts	Avg
2	128	3233	462	1175	.393	206	234	.880	241	316	1328	10.3

RICHIE FRAHM
Gonzaga '00 6'5" 202 8/14/77 #24 Los Angeles Clippers: 2007-08
Acquired: Signed as a free agent (12/14/07) Departed: Waived (1/7/08)

Yrs	G	Min	FGM	FGA	Pct	FTM	FTA	Pct	Reb	Ast	Pts	Avg
1	10	163	20	54	.370	0	2	.000	14	8	47	4.7

WORLD B. FREE (FORMERLY KNOWN AS LLOYD FREE)
Guilford '76 6'2" 185 12/9/53 #24 San Diego Clippers: 1978-79 to 1979-80
Acquired: From Philadelphia (10/12/78) Departed: Traded to Golden State (8/28/80)

Yrs	G	Min	FGM	FGA	Pct	FTM	FTA	Pct	Reb	Ast	Pts	Avg
2	146	5539	1532	3209	.477	1226	1625	.754	539	623	4299	29.4

WINSTON GARLAND
SW Missouri State '87 6'2" 180 12/19/64 #11/12 Los Angeles Clippers: 1989-90 to 1990-91
Acquired: From Golden State (2/22/90) Departed: Traded to Denver (6/26/91)

Yrs	G	Min	FGM	FGA	Pct	FTM	FTA	Pct	Reb	Ast	Pts	Avg
2	97	2573	343	804	.427	167	216	.773	301	463	868	8.9

DICK GARRETT
Southern Illinois '69 6'3" 185 1/31/47 #11/20 Buffalo Braves: 1970-71 to 1972-73
Acquired: From L.A. Lakers in 1970 Expansion Draft (5/11/70) Departed: Waived (9/17/73)

Yrs	G	Min	FGM	FGA	Pct	FTM	FTA	Pct	Reb	Ast	Pts	Avg
3	226	6085	1039	2450	.424	450	518	.869	729	646	2528	11.2

TOM GARRICK
Rhode Island '88 6'2" 195 7/7/66 #4/22 Los Angeles Clippers: 1988-89 to 1990-91
Acquired: Second round in 1988 Draft (45th overall); Re-signed as a Free Agent (11/17/88)
Departed: Waived (11/14/88); Rights renounced (6/26/91)

Yrs	G	Min	FGM	FGA	Pct	FTM	FTA	Pct	Reb	Ast	Pts	Avg
3	211	4169	484	1016	.476	250	320	.781	445	755	1228	5.8

JIM GARVIN
Boston University '73 6'7" 200 2/5/50 #30 Buffalo Braves: 1973-74
Acquired: 17th round of 1973 Draft (204th overall) Departed: Waived (11/24/73)

Yrs	G	Min	FGM	FGA	Pct	FTM	FTA	Pct	Reb	Ast	Pts	Avg
1	6	11	1	4	.250	0	0	.000	5	0	2	0.3

GUS GERARD
Virginia '75 6'8" 205 7/27/53 #22 Buffalo Braves: 1976-77 to 1977-78
Acquired: From Denver (12/15/76) Departed: Traded to Detroit (11/25/77)

Yrs	G	Min	FGM	FGA	Pct	FTM	FTA	Pct	Reb	Ast	Pts	Avg
2	51	677	116	284	.408	51	76	.671	131	52	283	5.5

JOHN GIANELLI
Pacific '72 6'10" 220 6/10/50 #40 Buffalo Braves: 1976-77
Acquired: From New York (12/9/76) Departed: Traded to Milwaukee (9/2/77)

Yrs	G	Min	FGM	FGA	Pct	FTM	FTA	Pct	Reb	Ast	Pts	Avg
1	57	1283	171	397	.431	55	77	.714	297	57	397	7.0

DICK GIBBS
UT-El Paso '71 6'5" 210 12/20/48 #21 Buffalo Braves: 1975-76
Acquired: From Washington (7/30/75) Departed: Traded to Atlanta (6/16/76)

Yrs	G	Min	FGM	FGA	Pct	FTM	FTA	Pct	Reb	Ast	Pts	Avg
1	72	866	129	301	.429	77	93	.828	106	49	335	4.7

HERM GILLIAM
Purdue '69 6'3" 190 5/5/46 #9 Buffalo Braves: 1970-71
Acquired: From Cincinnati in 1970 Expansion Draft (5/11/70) Departed: Traded to Atlanta (7/26/71)

Yrs	G	Min	FGM	FGA	Pct	FTM	FTA	Pct	Reb	Ast	Pts	Avg
1	80	2082	378	896	.422	142	189	.751	334	291	898	11.2

MIKE GLENN
Southern Illinois '77 6'3" 175 9/10/55 #14 Buffalo Braves: 1977-78
Acquired: Signed as a Free Agent (12/14/77)

Yrs	G	Min	FGM	FGA	Pct	FTM	FTA	Pct	Reb	Ast	Pts	Avg
1	56	947	195	370	.527	51	65	.785	79	78	441	7.9

ANTHONY GOLDWIRE
Houston '94 6'2" 182 9/6/71 #4 Los Angeles Clippers: 2005-06
Acquired: Signed as a Free Agent (10/23/05) Departed: Waived (11/16/05)

Yrs	G	Min	FGM	FGA	Pct	FTM	FTA	Pct	Reb	Ast	Pts	Avg
1	78	2653	493	1112	.443	289	335	.863	287	492	1345	17.2

RYAN GOMES
Providence '05 6'7" 245 9/1/82 #15 Los Angeles Clippers: 2010-12
Acquired: Signed as a free agent (7/8/10) Departed: Waived (7/17/12)

Yrs	G	Min	FGM	FGA	Pct	FTM	FTA	Pct	Reb	Ast	Pts	Avg
2	108	2520	238	600	.396	69	96	.718	315	130	621	5.7

GRANT GONDREZICK
Pepperdine '86 6'5" 205 1/19/63 #3 Los Angeles Clippers: 1988-89
Acquired: Signed as a Free Agent (10/1/88)

Yrs	G	Min	FGM	FGA	Pct	FTM	FTA	Pct	Reb	Ast	Pts	Avg
1	27	244	38	95	.400	26	40	.650	36	34	105	3.9

DREW GOODEN
Kansas'02 6'10" 250 10/24/81 #0 Los Angeles Clippers: 2009-10
Acquired: From Washington (2/17/10) in a three-team trade

Yrs	G	Min	FGM	FGA	Pct	FTM	FTA	Pct	Reb	Ast	Pts	Avg
1	24	725	131	266	.492	93	1012	.921	226	21	355	14.8

ERIC GORDON
Indiana '08 6'3" 215 12/25/88 #10 Los Angeles Clippers: 2008-2011
Acquired: First round in 2008 Draft (7th overall) Departed: Traded to New Orleans (12/14/11)

Yrs	G	Min	FGM	FGA	Pct	FTM	FTA	Pct	Reb	Ast	Pts	Avg
3	196	7018	1190	2634	.452	808	997	.810	525	645	3544	18.1

LANCASTER GORDON
Louisville '84 6'3" 195 6/24/62 #4 Los Angeles Clippers: 1984-85 to 1987-88
Acquired: First round in 1984 Draft (8th overall) Departed: Waived (2/26/88)

Yrs	G	Min	FGM	FGA	Pct	FTM	FTA	Pct	Reb	Ast	Pts	Avg
4	201	2581	472	1208	.391	158	206	.767	259	294	1125	5.6

DANNY GRANGER
New Mexico '05 6'9" 228 4/20/83 #33 Los Angeles Clippers: 2013-14
Acquired: Signed as a free agent (2/28/14)

Yrs	G	Min	FGM	FGA	Pct	FTM	FTA	Pct	Reb	Ast	Pts	Avg
1	12	194	36	84	.429	12	14	.857	28	8	96	8.0

GARY GRANT
Michigan '88 6'3" 185 4/21/65 #1/23 Los Angeles Clippers: 1988-89 to 1994-95
Acquired: From Seattle (6/28/88) Departed: Rights renounced (9/29/95)

Yrs	G	Min	FGM	FGA	Pct	FTM	FTA	Pct	Reb	Ast	Pts	Avg
7	446	11234	1683	3734	.451	467	608	.768	1142	2810	3899	8.7

WILLIE GREEN
Detroit Mercy; '03 6'3" 205 7/28/81 #34 Los Angeles Clippers: 2012-13 to 2013-14
Acquired: From Atlanta (7/30/12) Departed: Waived (6/28/14)

Yrs	G	Min	FGM	FGA	Pct	FTM	FTA	Pct	Reb	Ast	Pts	Avg
2	127	2057	280	657	.426	51	66	.773	175	105	192	5.7

CLAUDE GREGORY
Wisconsin '81 6'9" 235 12/26/58 #43 Los Angeles Clippers: 1987-88
Acquired: Signed to two consecutive 10-day contracts (3/7/88); Signed for remainder of season (3/28/88)

Yrs	G	Min	FGM	FGA	Pct	FTM	FTA	Pct	Reb	Ast	Pts	Avg
1	23	313	61	134	.455	12	36	.333	95	16	134	5.8

BLAKE GRIFFIN
Oklahoma; 09 6'10" 251 3/16/89 #32 Los Angeles Clippers: 2010-15
Acquired: First round in 2009 Draft (1st overall); Signed Contract Extension (7/10/12)

Yrs	G	Min	FGM	FGA	Pct	FTM	FTA	Pct	Reb	Ast	Pts	Avg
5	375	13321	3126	5973	0.523	1764	2690	0.656	3633	1484	8052	21.5

BOBBY GROSS
Long Beach State '75 6'6" 200 8/3/53 #30 San Diego Clippers: 1982-83
Acquired: Signed as a Free Agent (2/14/83)

Yrs	G	Min	FGM	FGA	Pct	FTM	FTA	Pct	Reb	Ast	Pts	Avg
1	27	373	35	82	.427	12	19	.632	66	34	83	3.1

MATT GUOKAS
St. Joseph's (PA) '66 6'6" 195 2/25/44 #4 Buffalo Braves: 1973-74
Acquired: From Houston (2/1/74) Departed: Traded to Chicago (9/4/74)

Yrs	G	Min	FGM	FGA	Pct	FTM	FTA	Pct	Reb	Ast	Pts	Avg
1	27	549	61	110	.555	10	20	.500	40	69	132	4.9

JORDAN HAMILTON
Texas '11 6'7" 220 10/6/90 #1 Los Angeles Clippers: 2014-15
Acquired: Signed to two consecutive 10-day contracts (2/24/15);
Signed a multi-year contract (3/20/15) Departed: Waived (8/1/15)

Yrs	G	Min	FGM	FGA	Pct	FTM	FTA	Pct	Reb	Ast	Pts	Avg
1	14	122	14	35	0.4	0	0		16	7	38	2.7

ZENDON HAMILTON
St. John's '98 6'11" 254 4/27/75 #25 Los Angeles Clippers: 2000-01
Acquired: Signed as a Free Agent (9/29/00)

Yrs	G	Min	FGM	FGA	Pct	FTM	FTA	Pct	Reb	Ast	Pts	Avg
1	3	19	2	9	.222	5	8	.625	8	0	9	3.0

RON HARPER
Miami (Ohio) '86 6'6" 216 1/20/64 #4 Los Angeles Clippers: 1989-90 to 1993-94
Acquired: From Cleveland (11/16/89)

Yrs	G	Min	FGM	FGA	Pct	FTM	FTA	Pct	Reb	Ast	Pts	Avg
5	304	11458	2205	5058	.436	1195	1622	.737	1678	1463	5853	19.3

ALL-TIME ROSTER

BERNIE HARRIS
Virginia Commonwealth '74 6'10" 200 11/26/50 #34 Buffalo Braves: 1974-75
Acquired: Fourth round in 1974 Draft (63rd overall) Departed: Waived (1/20/75)

Yrs	G	Min	FGM	FGA	Pct	FTM	FTA	Pct	Reb	Ast	Pts	Avg
1	11	25	2	11	.182	1	2	.500	8	1	5	0.5

STEVE HARRIS
Tulsa '85 6'5" 195 10/15/63 #20 Los Angeles Clippers: 1989-90
Acquired: Signed to a 10-day contract (2/27/90); Signed for remainder of season (3/10/90)

Yrs	G	Min	FGM	FGA	Pct	FTM	FTA	Pct	Reb	Ast	Pts	Avg
1	15	93	14	40	.350	3	4	.750	10	1	31	2.1

JASON HART
Syracuse '00 6'3" 185 4/29/78 #1, #6 Los Angeles Clippers: 2006-07, 2008-09
Acquired: From Utah (7/23/08) Departed: Waived 2/27/09

Yrs	G	Min	FGM	FGA	Pct	FTM	FTA	Pct	Reb	Ast	Pts	Avg
2	51	1058	125	308	.405	57	66	.863	140	146	314	6.2

ANTONIO HARVEY
Pfeiffer College '93 6'11" 246 7/6/70 #40 Los Angeles Clippers: 1995-96
Acquired: Signed as a Free Agent (1/3/96)

Yrs	G	Min	FGM	FGA	Pct	FTM	FTA	Pct	Reb	Ast	Pts	Avg
1	37	411	44	129	.341	18	40	.450	106	6	106	2.9

SPENCER HAWES
Washington '07 7'0" 225 4/28/88 #10 Los Angeles Clippers: 2014-15
Acquired: Signed as a Free Agent (7/10/14) Departed: Traded to Charlotte (6/15/15)

Yrs	G	Min	FGM	FGA	Pct	FTM	FTA	Pct	Reb	Ast	Pts	Avg
1	73	1274	163	415	0.393	44	68	0.647	258	88	425	5.8

WALT HAZZARD SEE MAHDI ABDUL-RAHMAN

GAR HEARD
Oklahoma '70 6'6" 220 5/3/48 #24 Buffalo Braves/SD Clippers: 1973-74 to 1975-76, 1980-81
Acquired: From Chicago (9/10/73); Departed: Traded to Phoenix (2/1/76)
Signed as a Free Agent (10/14/80)

Yrs	G	Min	FGM	FGA	Pct	FTM	FTA	Pct	Reb	Ast	Pts	Avg
4	276	8195	1198	2912	.411	458	718	.638	2472	618	2854	10.3

BILL HEWITT
USC '68 6'7" 210 8/8/44 #27 Buffalo Braves: 1972-73
Acquired: From Detroit off waivers (10/9/72) Departed: Waived (9/17/73)

Yrs	G	Min	FGM	FGA	Pct	FTM	FTA	Pct	Reb	Ast	Pts	Avg
1	73	1332	152	364	.418	41	74	.554	368	110	345	4.7

ARMOND HILL
Princeton '76 6'4" 190 3/31/53 #24 San Diego Clippers: 1981-82
Acquired: From Seattle (2/16/82)

Yrs	G	Min	FGM	FGA	Pct	FTM	FTA	Pct	Reb	Ast	Pts	Avg
1	19	480	34	89	.382	22	32	.688	27	81	90	4.7

GRANT HILL
Duke; '94 6'8" 230 10/5/72 #33 Los Angeles Clippers: 2012-13
Acquired: Signed as a free agent (7/18/12)

Yrs	G	Min	FGM	FGA	Pct	FTM	FTA	Pct	Reb	Ast	Pts	Avg
1	29	437	38	98	.388	14	24	.583	49	26	93	3.2

FRED HILTON
Grambling '71 6'3" 185 1/15/48 #32 Buffalo Braves: 1971-72 to 1972-73
Acquired: Second round in 1971 Draft (19th overall)

Yrs	G	Min	FGM	FGA	Pct	FTM	FTA	Pct	Reb	Ast	Pts	Avg
2	120	2080	500	1289	.388	131	175	.749	254	190	1131	9.4

CRAIG HODGES
Long Beach State '82 6'3" 190 6/27/60 #24 San Diego Clippers: 1982-83 to 1983-84
Acquired: Third round in 1982 Draft (48th overall) Departed: Traded to Milwaukee (9/29/84)

Yrs	G	Min	FGM	FGA	Pct	FTM	FTA	Pct	Reb	Ast	Pts	Avg
2	152	3593	576	1277	.451	160	218	.734	208	391	1342	8.8

LIONEL HOLLINS
Arizona State '75 6'3" 185 10/19/53 #14 San Diego Clippers: 1982-83
Acquired: From Philadelphia (10/27/82)

Yrs	G	Min	FGM	FGA	Pct	FTM	FTA	Pct	Reb	Ast	Pts	Avg
1	56	1844	313	717	.437	129	179	.721	128	373	758	13.5

RYAN HOLLINS
UCLA; '06 7'0" 250 10/10/84 #15 Los Angeles Clippers: 2012-13 to 2013-14
Acquired: Signed as a free agent (7/23/12); Re-signed as a free agent (7/10/13)

Yrs	G	Min	FGM	FGA	Pct	FTM	FTA	Pct	Reb	Ast	Pts	Avg
2	121	1145	123	186	.661	101	144	.701	229	19	347	2.9

BILL HOSKET
Ohio State '68 6'7" 228 12/20/46 #25 Buffalo Braves: 1970-71 to 1971-72
Acquired: From New York in 1970 Expansion Draft (5/11/70)

Yrs	G	Min	FGM	FGA	Pct	FTM	FTA	Pct	Reb	Ast	Pts	Avg
2	57	809	136	271	.502	53	69	.768	198	58	325	5.7

EDDIE HOUSE
Arizona State '00 6'1 175 5/14/78 #5 Los Angeles Clippers: 2003-04
Acquired: Signed as a Free Agent (8/13/03)

Yrs	G	Min	FGM	FGA	Pct	FTM	FTA	Pct	Reb	Ast	Pts	Avg
1	60	1188	161	449	.359	36	45	.800	138	148	409	6.8

LESTER HUDSON
Tennessee-Martin '09 6'3" 190 8/7/84 #14 Los Angeles Clippers: 2014-15
Acquired: Signed to two consecutive 10-day contracts (3/29/15);
Signed a multi-year contract (4/11/15) Departed: Waived (7/15/15)

Yrs	G	Min	FGM	FGA	Pct	FTM	FTA	Pct	Reb	Ast	Pts	Avg
1	5	56	6	14	0.429	3	4	0.75	8	5	18	3.6

TROY HUDSON
Southern Illinois '98 6'1" 170 3/13/76 #6 Los Angeles Clippers: 1998-99 to 1999-00
Acquired: Signed as a Free Agent (3/23/99) Departed: Waived (3/27/00)

Yrs	G	Min	FGM	FGA	Pct	FTM	FTA	Pct	Reb	Ast	Pts	Avg
2	87	2116	264	691	.382	111	133	.835	203	334	714	8.2

JOHN HUMMER
Princeton '70 6'9" 230 5/4/48 #45 Buffalo Braves: 1970-71 to 1972-73
Acquired: First round in 1970 Draft (15th overall) Departed: Traded to Chicago (9/10/73)

Yrs	G	Min	FGM	FGA	Pct	FTM	FTA	Pct	Reb	Ast	Pts	Avg
3	202	5369	658	1518	.433	408	734	.556	1269	373	1724	8.5

GEOFF HUSTON
Texas Tech '79 6'2" 175 11/8/57 #15 Los Angeles Clippers: 1986-87
Acquired: Signed as a Free Agent (11/11/86) Departed: Waived (12/22/86)

Yrs	G	Min	FGM	FGA	Pct	FTM	FTA	Pct	Reb	Ast	Pts	Avg
1	19	428	55	121	.455	18	34	.529	17	101	129	6.8

JAREN JACKSON
Georgetown '89 6'6" 215 10/27/67 #8 Los Angeles Clippers: 1992-93
Acquired: Signed as a Free Agent (10/7/92)

Yrs	G	Min	FGM	FGA	Pct	FTM	FTA	Pct	Reb	Ast	Pts	Avg
1	34	350	53	128	.414	23	27	.852	39	35	131	3.9

LUKE JACKSON
Oregon '04 6'7" 215 11/6/81 #7 Los Angeles Clippers: 2006-07
Acquired: Signed to a 10-day contract (1/8/07)

Yrs	G	Min	FGM	FGA	Pct	FTM	FTA	Pct	Reb	Ast	Pts	Avg
1	3	16	1	8	.125	0	0	.000	1	4	12	1.2

MARK JACKSON
St. John's '87 6'3" 185 4/1/65 #13 Los Angeles Clippers: 1992-93 to 1993-94
Acquired: From New York (9/22/92) Departed: Traded to Indiana (6/30/94)

Yrs	G	Min	FGM	FGA	Pct	FTM	FTA	Pct	Reb	Ast	Pts	Avg
2	161	5828	790	1677	.471	408	511	.798	736	1402	2046	12.7

STEPHEN JACKSON
Oak Hill Academy '96 6'8" 220 4/5/78 #1 Los Angeles Clippers: 2013-14
Acquired: Signed as a free agent (12/10/13) Departed: Waived (1/7/14)

Yrs	G	Min	FGM	FGA	Pct	FTM	FTA	Pct	Reb	Ast	Pts	Avg
1	9	107	6	26	.231	2	4	.500	10	5	15	1.7

HENRY JAMES
St. Mary's (TX) '88 6'8" 220 7/29/65 #33 Los Angeles Clippers: 1993-94
Acquired: Signed as a Free Agent (7/19/93) Departed: Waived (1/7/94)

Yrs	G	Min	FGM	FGA	Pct	FTM	FTA	Pct	Reb	Ast	Pts	Avg
1	12	75	16	42	.381	5	5	1.000	14	1	41	3.4

ANTAWN JAMISON
North Carolina '98 6'9" 235 6/12/76 #33 Los Angeles Clippers: 2013-14
Acquired: Signed as a free agent (8/26/13) Departed: Traded to the Atlanta Hawks for the draft rights to Cenk Akyol (2/20/14)

Yrs	G	Min	FGM	FGA	Pct	FTM	FTA	Pct	Reb	Ast	Pts	Avg
1	22	248	29	92	.315	18	25	.720	55	7	84	3.8

HAROLD JAMISON
Clemson '99 6'9" 269 11/20/76 #40 Los Angeles Clippers: 2001-02
Acquired: Signed as a Free Agent (9/28/01) Departed: Traded to Cleveland (7/30/02)

Yrs	G	Min	FGM	FGA	Pct	FTM	FTA	Pct	Reb	Ast	Pts	Avg
1	25	176	22	43	.512	10	15	.667	39	6	54	2.2

MARKO JARIC
Serbia & Montenegro 6'7" 217 10/12/78 #20 Los Angeles Clippers: 2002-03 to 2004-05
Acquired: Second round in 2000 Draft (30th overall)

Yrs	G	Min	FGM	FGA	Pct	FTM	FTA	Pct	Reb	Ast	Pts	Avg
3	174	4795	553	1380	.401	212	288	.736	496	777	1478	8.5

GEORGE JOHNSON
Dillard '70 6'11" 205 12/18/48 #52 Buffalo Braves: 1976-77
Acquired: From Golden State (1/18/77) Departed: Traded to New Jersey (9/1/77)

Yrs	G	Min	FGM	FGA	Pct	FTM	FTA	Pct	Reb	Ast	Pts	Avg
1	39	1055	125	279	.448	46	67	.687	400	78	296	7.6

LARRY JOHNSON
Kentucky '77 6'3" 205 11/28/54 #10 Buffalo Braves: 1977-78
Acquired: Second round in 1977 Draft (24th overall) Departed: Waived (12/8/77)

Yrs	G	Min	FGM	FGA	Pct	FTM	FTA	Pct	Reb	Ast	Pts	Avg
1	4	38	3	13	.231	0	2	.000	5	7	6	1.5

MARQUES JOHNSON
UCLA '77 6'7" 224 2/8/56 #8 Los Angeles Clippers: 1984-85 to 1987-88
Acquired: From Milwaukee (9/29/84)

Yrs	G	Min	FGM	FGA	Pct	FTM	FTA	Pct	Reb	Ast	Pts	Avg
4	159	5355	1175	2450	.480	518	694	.746	877	559	2872	18.1

ALL-TIME ROSTER

STEFFOND JOHNSON
San Diego State '86 6'8" 240 11/4/62 #31 Los Angeles Clippers: 1986-87
Acquired: Fifth round in 1986 Draft (100th overall); Re-signed as a Free Agent (1/30/87)
Departed: Waived (11/17/86)

Yrs	G	Min	FGM	FGA	Pct	FTM	FTA	Pct	Reb	Ast	Pts	Avg
1	29	234	27	64	.422	20	38	.526	43	5	74	2.6

CHARLES R. JONES
Long Island '98 6'3" 185 7/17/75 #2 Los Angeles Clippers: 1999-00
Acquired: Signed as a Free Agent (10/4/99) Departed: Waived (7/7/00)

Yrs	G	Min	FGM	FGA	Pct	FTM	FTA	Pct	Reb	Ast	Pts	Avg
1	56	662	66	201	.317	17	23	.739	62	94	188	3.4

DAHNTAY JONES
Duke '03 6'6" 210 12/27/80 #31 Los Angeles Clippers: 2014-15
Acquired: Acquired: Signed to two consecutive 10-day contracts (1/14/15); Signed for the remainder of the season (2/3/15)

Yrs	G	Min	FGM	FGA	Pct	FTM	FTA	Pct	Reb	Ast	Pts	Avg
1	33	123	6	21	0.286	9	11	0.818	11	2	21	0.6

FRED JONES
Oregon '02 6'2" 225 3/11/79 #2 Los Angeles Clippers: 2008-09
Acquired: Signed as a free agent for remainder of season (1/29/09)

Yrs	G	Min	FGM	FGA	Pct	FTM	FTA	Pct	Reb	Ast	Pts	Avg
1	52	1495	129	317	.407	66	81	.815	126	188	378	7.3

OZELL JONES
Cal State Fullerton '84 6'11" 235 11/20/60 #20 Los Angeles Clippers: 1985-86
Acquired: Signed as a Free Agent (3/31/86)

Yrs	G	Min	FGM	FGA	Pct	FTM	FTA	Pct	Reb	Ast	Pts	Avg
1	3	18	0	2	.000	0	0	.000	2	0	0	0

SOLOMON JONES
South Florida'08 6'10" 230 7/16/84 #21 Los Angeles Clippers: 2011-12
Acquired: Signed as a free agent (1/4/12) Departed: Waived 2/7/12

Yrs.	G	Min	FGM	FGA	Pct.	FTM	FTA	Pct.	Reb	Ast	Pts	Avg.
1	10	96	1	8	.125	4	5	.800	17	2	6	0.6

WIL JONES
Albany State '69 6'8" 205 2/27/47 #24 Buffalo Braves: 1977-78
Acquired: Signed as a Free Agent (10/3/77)

Yrs	G	Min	FGM	FGA	Pct	FTM	FTA	Pct	Reb	Ast	Pts	Avg
1	79	1711	226	514	.440	84	119	.706	334	116	536	6.8

WILLIE "HUTCH" JONES
Vanderbilt '82 6'8" 196 9/1/59 #22/23 San Diego Clippers: 1982-83 to 1983-84
Acquired: Signed as a Free Agent (11/17/82); Re-signed as a Free Agent (12/7/83)
Departed: Waived (12/20/82); Waived (12/20/83)

Yrs	G	Min	FGM	FGA	Pct	FTM	FTA	Pct	Reb	Ast	Pts	Avg
2	13	103	17	40	.425	7	10	.700	17	4	41	3.2

DeANDRE JORDAN
Texas A&M '08 6'11" 265 7/21/88 #6 Los Angeles Clippers: 2008-2015
Acquired: Second round in 2008 Draft (35th overall); Re-signed as a Restricted Free Agent (12/13/11);
Re-signed as a Free Agent (7/9/15)

Yrs	G	Min	FGM	FGA	Pct	FTM	FTA	Pct	Reb	Ast	Pts	Avg
7	515	13453	1718	2589	0.664	705	1689	0.417	4644	254	4142	8.0

CHRIS KAMAN
Central Michigan '03 7'0" 265 4/28/82 #35 Los Angeles Clippers: 2003-2011
Acquired: First round in 2003 Draft (6th overall) Departed: Traded to New Orleans (12/14/11)

Yrs	G	Min	FGM	FGA	Pct	FTM	FTA	Pct	Reb	Ast	Pts	Avg
8	493	14662	2374	4871	.487	1065	1443	.738	4109	635	5813	11.8

BOB KAUFFMAN
Guilford '68 6'8" 240 7/13/46 #44 Buffalo Braves: 1970-71 to 1973-74
Acquired: From Philadelphia (5/11/70) Departed: Selected by New Orleans in 1974 Expansion Draft

Yrs	G	Min	FGM	FGA	Pct	FTM	FTA	Pct	Reb	Ast	Pts	Avg
4	306	10336	1880	3857	.487	1087	1423	.764	2805	1189	4847	15.8

GREG KELSER
Michigan State '79 6'7" 205 9/17/57 #20 San Diego Clippers: 1983-84
Acquired: From Seattle (8/18/83)

Yrs	G	Min	FGM	FGA	Pct	FTM	FTA	Pct	Reb	Ast	Pts	Avg
1	80	1783	313	603	.519	250	356	.702	391	91	878	11.0

TIM KEMPTON
Notre Dame '86 6'10" 245 1/25/64 #41 Los Angeles Clippers: 1986-87
Acquired: Sixth round in 1986 Draft (124th overall)

Yrs	G	Min	FGM	FGA	Pct	FTM	FTA	Pct	Reb	Ast	Pts	Avg
1	66	936	97	206	.471	95	137	.693	194	53	289	4.4

BO KIMBLE
Loyola Marymount '90 6'4" 190 4/9/66 #30 Los Angeles Clippers: 1990-91 to 1991-92
Acquired: First round in 1990 Draft (8th overall) Departed: Traded to New York (9/22/92)

Yrs	G	Min	FGM	FGA	Pct	FTM	FTA	Pct	Reb	Ast	Pts	Avg
2	96	1281	203	529	.384	112	150	.747	151	93	541	5.6

GREG KITE
BYU '83 6'11" 250 8/5/61 #32 Los Angeles Clippers: 1987-88 to 1988-89
Acquired: From Boston off waivers (2/3/88) Departed: Waived (3/27/89)

Yrs	G	Min	FGM	FGA	Pct	FTM	FTA	Pct	Reb	Ast	Pts	Avg
2	98	1706	132	303	.436	53	104	.510	430	74	317	3.2

KERRY KITTLES
Villanova '96 6'5" 185 6/12/74 #30 Los Angeles Clippers: 2004-05
Acquired: From New Jersey (7/19/04)

Yrs	G	Min	FGM	FGA	Pct	FTM	FTA	Pct	Reb	Ast	Pts	Avg
1	11	243	28	73	.384	6	10	.600	32	20	69	6.3

BILLY KNIGHT
Pittsburgh '74 6'6" 195 6/9/52 #25 Buffalo Braves: 1977-78
Acquired: From Indiana (9/1/77) Departed: Traded to Boston (8/4/78)

Yrs	G	Min	FGM	FGA	Pct	FTM	FTA	Pct	Reb	Ast	Pts	Avg
1	53	2155	457	926	.494	301	372	.809	383	161	1215	22.9

BREVIN KNIGHT
Stanford '97 6'10" 170 11/8/75 #22 Los Angeles Clippers 2007-08
Acquired: Signed as a free agent (8/13/07) Departed: Traded to Utah (7/23/07)

Yrs	G	Min	FGM	FGA	Pct	FTM	FTA	Pct	Reb	Ast	Pts	Avg
1	74	1674	138	342	.404	62	71	.873	142	328	338	4.6

HOWARD "BUTCH" KOMIVES
Bowling Green '64 6'1" 185 5/9/41 #5 Buffalo Braves: 1972-73
Acquired: From Detroit (9/29/72) Departed: Waived (10/8/73)

Yrs	G	Min	FGM	FGA	Pct	FTM	FTA	Pct	Reb	Ast	Pts	Avg
1	67	1468	163	429	.380	85	98	.867	118	239	411	6.1

YAROSLAV KOROLEV
Russia 6'9" 203 5/7/87 #8 Los Angeles Clippers: 2005-06 to 2006-07
Acquired: First round in 2005 NBA Draft (12th overall)

Yrs	G	Min	FGM	FGA	Pct	FTM	FTA	Pct	Reb	Ast	Pts	Avg
2	34	168	13	46	.282	10	16	.625	16	13	39	1.1

STEVE KUBERSKI
Bradley '69 6'8" 215 11/6/47 #22 Buffalo Braves: 1975-76
Acquired: From Milwaukee off waivers (10/16/75) Departed: Waived (11/20/75)

Yrs	G	Min	FGM	FGA	Pct	FTM	FTA	Pct	Reb	Ast	Pts	Avg
1	10	85	7	17	.412	3	3	1.000	25	3	17	1.7

KEVIN KUNNERT
Iowa '73 7'0" 231 11/11/51 #43/44 Buffalo Braves/SD Clippers: 1973-74, 1978-79
Acquired: From Chicago (9/10/73); From Boston (8/4/78)
Departed: Traded to Houston (2/1/74); Awarded to Portland (9/18/79)

Yrs	G	Min	FGM	FGA	Pct	FTM	FTA	Pct	Reb	Ast	Pts	Avg
2	120	2024	283	602	.470	67	101	.663	675	138	633	5.3

GREG LEE
UCLA '74 6'5" 195 12/12/51 #43 San Diego Clippers: 1979-80
Acquired: Signed as a Free Agent (1979)

Yrs	G	Min	FGM	FGA	Pct	FTM	FTA	Pct	Reb	Ast	Pts	Avg
1	Did not play — broken toe											

ROCK LEE
San Diego State '78 6'10" 220 5/1/55 #34 San Diego Clippers: 1981-82
Acquired: Signed as a Free Agent (1981); Re-signed as a Free Agent (4/11/82)
Departed: Waived (10/20/81)

Yrs	G	Min	FGM	FGA	Pct	FTM	FTA	Pct	Reb	Ast	Pts	Avg
1	2	10	1	2	.500	0	4	.000	1	2	2	1.0

JIM LES
Bradley '86 5'11" 175 8/18/63 #12 Los Angeles Clippers: 1989-90
Acquired: Signed to two consecutive 10-day contracts (2/6/90)

Yrs	G	Min	FGM	FGA	Pct	FTM	FTA	Pct	Reb	Ast	Pts	Avg
1	6	86	5	14	.357	11	13	.846	7	20	21	3.5

TRAVIS LESLIE
Georgia '11 6'4" 205 3/29/90 #23 Los Angeles Clippers: 2012-13
Acquired: Second round in the 2011 Draft (47th overall)
Departed: Waived (10/30/12)

Yrs	G	Min	FGM	FGA	Pct	FTM	FTA	Pct	Reb	Ast	Pts	Avg
1	10	45	5	14	.357	4	9	.444	9	5	14	1.4

RANDY LIVINGSTON
Louisiana State '98 6'4" 182 4/2/75 #9 Los Angeles Clippers: 2003-04
Acquired: Signed a 10-day contract (3/28/04)

Yrs	G	Min	FGM	FGA	Pct	FTM	FTA	Pct	Reb	Ast	Pts	Avg
1	4	48	2	10	.200	4	6	.667	7	4	8	2.0

SHAUN LIVINGSTON
Peoria Central H.S. (IL) '04 6'7" 182 9/11/85 #14 Los Angeles Clippers: 2004-05 to 2007-08
Acquired: First round in 2004 Draft (4th overall)

Yrs	G	Min	FGM	FGA	Pct	FTM	FTA	Pct	Reb	Ast	Pts	Avg
3	145	3950	446	1013	.440	179	252	.710	456	698	1077	7.4

SCOTT LLOYD
Arizona State '76 6'10" 230 12/19/52 #45 Buffalo Braves/SD Clippers: 1977-78 to 1978-79
Acquired: Signed as a Free Agent (12/8/77) Departed: Traded to Chicago (10/26/78)

Yrs	G	Min	FGM	FGA	Pct	FTM	FTA	Pct	Reb	Ast	Pts	Avg
2	61	597	68	162	.420	43	58	.741	122	35	179	2.9

ROB LOCK
Kentucky '88 6'10" 225 5/22/66 #44 Los Angeles Clippers: 1988-89
Acquired: Third round in 1988 Draft (51st overall)

Yrs	G	Min	FGM	FGA	Pct	FTM	FTA	Pct	Reb	Ast	Pts	Avg
1	20	110	9	32	.281	12	15	.800	32	4	30	1.5

ALL-TIME ROSTER

KEVIN LODER
Alabama State '816'6" 205 3/15/59 #9 San Diego Clippers: 1983-84
Acquired: Signed to two consecutive 10-day contracts (2/18/84)

Yrs	G	Min	FGM	FGA	Pct	FTM	FTA	Pct	Reb	Ast	Pts	Avg
1	1	4	0	0	.000	0	0	.000	0	0	0	0.0

PAUL LONG
Wake Forest '67 6'2" 180 2/8/44 #5 Buffalo Braves: 1970-71
Acquired: From Detroit in 1970 Expansion Draft (5/11/70)

Yrs	G	Min	FGM	FGA	Pct	FTM	FTA	Pct	Reb	Ast	Pts	Avg
1	30	213	57	120	.475	20	24	.833	31	25	134	4.5

MIKE LYNN
UCLA '68 6'7" 215 11/25/45 #25 Buffalo Braves: 1970-71
Acquired: From Lakers in 1970 Expansion Draft (5/11/70)

Yrs	G	Min	FGM	FGA	Pct	FTM	FTA	Pct	Reb	Ast	Pts	Avg
1	5	25	2	7	.286	3	3	1.000	4	1	7	1.4

MIKE MACALUSO
Canisius '73 6'5" 210 7/20/51 #21 Buffalo Braves: 1973-74
Acquired: Sixth round in 1973 Draft (88th overall)

Yrs	G	Min	FGM	FGA	Pct	FTM	FTA	Pct	Reb	Ast	Pts	Avg
1	30	112	19	44	.432	10	17	.588	25	3	48	1.6

COREY MAGGETTE
Duke '02 6'6" 225 11/12/79 #50 Los Angeles Clippers: 2000-01 to 2007-08
Acquired: From Orlando (6/28/00)

Yrs	G	Min	FGM	FGA	Pct	FTM	FTA	Pct	Reb	Ast	Pts	Avg
8	512	15780	2673	5972	.447	3122	3791	.823	2673	1229	8835	17.2

MOSES MALONE
Petersburg H.S. '74 6'10" 255 3/23/55 #20 Buffalo Braves: 1976-77
Acquired: From Portland (10/18/76) Departed: Traded to Houston (10/24/76)

Yrs	G	Min	FGM	FGA	Pct	FTM	FTA	Pct	Reb	Ast	Pts	Avg
1	2	6	0	0	.000	0	0	.000	1	0	0	0.0

STEVE MALOVIC
San Diego '79 6'10" 230 7/21/56 #4 San Diego Clippers: 1979-80
Acquired: From Washington (11/21/79) Departed: Waived (2/19/80)

Yrs	G	Min	FGM	FGA	Pct	FTM	FTA	Pct	Reb	Ast	Pts	Avg
1	28	277	23	42	.548	7	9	.778	58	12	53	1.9

DANNY MANNING
Kansas '88 6'10" 234 5/17/66 #5/25 Los Angeles Clippers: 1988-89 to 1993-94
Acquired: First round in 1988 Draft (1st overall) Departed: Traded to Atlanta (2/24/94)

Yrs	G	Min	FGM	FGA	Pct	FTM	FTA	Pct	Reb	Ast	Pts	Avg
6	373	12676	2848	5496	.518	1413	1906	.741	2399	1132	7120	19.1

RICHARD MANNING
Washington '93 6'11" 260 6/23/70 #26/50 Los Angeles Clippers: 1996-97
Acquired: Signed to a 10-day contract (4/1/97); Signed for remainder of season (4/11/97)

Yrs	G	Min	FGM	FGA	Pct	FTM	FTA	Pct	Reb	Ast	Pts	Avg
1	10	73	14	34	.412	3	6	.500	16	1	31	3.1

JACK MARIN
Duke '66 6'6" 210 10/12/44 #42 Buffalo Braves: 1973-74 to 1975-76
Acquired: From Houston (2/1/74) Departed: Traded to Chicago (11/27/75)

Yrs	G	Min	FGM	FGA	Pct	FTM	FTA	Pct	Reb	Ast	Pts	Avg
3	120	3105	566	1196	.473	291	336	.866	525	202	1423	11.9

BOB MARTIN
Minnesota '92 7'0" 255 10/7/69 #42 Los Angeles Clippers: 1993-94 to 1994-95
Acquired: Signed as a Free Agent (11/1/93) Departed: Waived (12/14/94)

Yrs	G	Min	FGM	FGA	Pct	FTM	FTA	Pct	Reb	Ast	Pts	Avg
2	54	549	41	93	.441	31	51	.608	119	18	113	2.1

DARRICK MARTIN
UCLA '92 5'11" 170 3/6/71 #15 Los Angeles Clippers: 1996-97 to 1998-99, 2004-2005
Acquired: Signed as a Free Agent (9/19/96); Signed to a 10-day contract (1/5/05)

Yrs	G	Min	FGM	FGA	Pct	FTM	FTA	Pct	Reb	Ast	Pts	Avg
4	212	5250	685	1776	.386	468	551	.849	335	842	2072	9.8

JEFF MARTIN
Murray State '89 6'5" 195 1/14/67 #15 Los Angeles Clippers: 1989-90 to 1990-91
Acquired: Second round in 1989 Draft (31st overall) Departed: Traded to Detroit (8/13/91)

Yrs	G	Min	FGM	FGA	Pct	FTM	FTA	Pct	Reb	Ast	Pts	Avg
2	143	2685	384	921	.417	159	229	.694	290	109	956	6.7

KENYON MARTIN
Cincinnati '00 6'9" 234 12/30/77 #2 Los Angeles Clippers: 2011-12
Acquired: Signed as free agent (2/3/12)

Yrs	G	Min	FGM	FGA	Pct	FTM	FTA	Pct	Reb	Ast	Pts	Avg
1	42	940	97	220	.441	20	54	.370	181	18	217	5.2

TONY MASSENBURG
Maryland '90 6'9" 250 7/31/67 #9 Los Angeles Clippers: 1994-95
Acquired: Signed as a Free Agent (6/27/94) Departed: Selected by Toronto in 995 Expansion Draft

Yrs	G	Min	FGM	FGA	Pct	FTM	FTA	Pct	Reb	Ast	Pts	Avg
1	80	2127	282	601	.469	177	235	.753	455	67	741	9.3

CEDRIC MAXWELL
UNC Charlotte '776'8" 225 11/21/55 #19 Los Angeles Clippers: 1985-86 to 1986-87
Acquired: From Boston (9/6/85) Departed: Traded to Houston (1/16/87)

Yrs	G	Min	FGM	FGA	Pct	FTM	FTA	Pct	Reb	Ast	Pts	Avg
2	111	3590	464	950	.488	624	790	.790	875	337	1552	14.0

DON MAY
Dayton '68 6'4" 220 1/3/46 #22 Buffalo Braves: 1970-71
Acquired: From New York in 1970 Expansion Draft (5/11/70) Departed: Traded to Atlanta (7/26/71)

Yrs	G	Min	FGM	FGA	Pct	FTM	FTA	Pct	Reb	Ast	Pts	Avg
1	76	2666	629	1336	.471	277	350	.791	567	150	1535	20.2

CLYDE MAYES
Furman '75 6'9" 225 3/17/53 #22 Buffalo Braves: 1976-77
Acquired: Signed as a Free Agent (11/9/76) Departed: Waived (11/29/76)

Yrs	G	Min	FGM	FGA	Pct	FTM	FTA	Pct	Reb	Ast	Pts	Avg
1	2	7	0	3	.000	2	3	.667	3	0	2	1.0

THARON MAYES
Florida State '90 6'3" 175 9/9/68 #8 Los Angeles Clippers: 1991-92
Acquired: Signed to a 10-day contract (3/2/92) Departed: Waived (3/9/92)

Yrs	G	Min	FGM	FGA	Pct	FTM	FTA	Pct	Reb	Ast	Pts	Avg
1	3	40	2	5	.400	4	6	.667	1	3	9	3.0

BOB McADOO
North Carolina '73 6'9" 210 9/25/51 #11 Buffalo Braves: 1972-73 to 1976-77
Acquired: First round in 1972 Draft (2nd overall) Departed: Traded to New York (12/9/76)

Yrs	G	Min	FGM	FGA	Pct	FTM	FTA	Pct	Reb	Ast	Pts	Avg
5	334	13381	3697	7396	.500	2040	2617	.780	4229	868	9434	28.2

WALTER McCARTY
Kentucky '96 6'10" 230 2/1/74 #0 Los Angeles Clippers: 2005-06
Acquired: Signed as a Free Agent (9/30/05)

Yrs	G	Min	FGM	FGA	Pct	FTM	FTA	Pct	Reb	Ast	Pts	Avg
1	36	353	33	99	.333	12	21	.571	68	23	88	2.4

TED McCLAIN
Tennessee State '71 6'2" 190 8/30/47 #12 Buffalo Braves: 1977-78
Acquired: Signed as a Free Agent (10/6/77) Departed: Traded to Philadelphia (1/31/78)

Yrs	G	Min	FGM	FGA	Pct	FTM	FTA	Pct	Reb	Ast	Pts	Avg
1	41	727	81	184	.440	50	63	.794	75	123	212	5.2

JIM McDANIELS
Western Kentucky '71 7'0" 240 4/2/48 #44 Buffalo Braves: 1977-78
Acquired: Signed as a Free Agent (9/20/77) Departed: Waived (2/2/78)

Yrs	G	Min	FGM	FGA	Pct	FTM	FTA	Pct	Reb	Ast	Pts	Avg
1	42	694	100	234	.427	36	42	.857	181	44	236	5.6

HANK McDOWELL
Memphis State '81 6'9" 215 11/13/59 #8 San Diego Clippers: 1983-84
Acquired: From Indiana (10/26/83) Departed: Traded to Houston (8/29/84)

Yrs	G	Min	FGM	FGA	Pct	FTM	FTA	Pct	Reb	Ast	Pts	Avg
1	57	611	85	197	.431	38	56	.679	155	37	208	3.6

JEFF McINNIS
North Carolina '97 6'4" 179 10/22/74 #5 Los Angeles Clippers: 1999-00 to 2001-02
Acquired: Signed to a 10-day contract (2/26/00); Signed for the remainder of season (3/14/00)

Yrs	G	Min	FGM	FGA	Pct	FTM	FTA	Pct	Reb	Ast	Pts	Avg
3	187	6458	975	2240	.435	326	397	.821	505	1036	2410	12.9

BILLY McKINNEY
Northwestern '77 6'0" 170 6/5/55 #1/30 San Diego Clippers: 1983-84
Acquired: From Denver (10/4/83) Departed: Rights renounced (7/24/85)

Yrs	G	Min	FGM	FGA	Pct	FTM	FTA	Pct	Reb	Ast	Pts	Avg
1	80	843	136	305	.446	39	46	.848	54	161	311	3.9

CARLTON McKINNEY
SMU '88 6'5" 190 10/21/64 #14 Los Angeles Clippers: 1989-90
Acquired: Signed as a Free Agent (8/15/89) Departed: Waived (11/29/89)

Yrs	G	Min	FGM	FGA	Pct	FTM	FTA	Pct	Reb	Ast	Pts	Avg
1	7	104	8	32	.250	2	4	.500	12	7	18	2.6

TOM McMILLEN
Maryland '74 6'11" 215 5/26/52 #52 Buffalo Braves: 1975-76 to 1976-77
Acquired: First round in 1974 Draft (9th overall) Departed: Traded to New York (12/9/76)

Yrs	G	Min	FGM	FGA	Pct	FTM	FTA	Pct	Reb	Ast	Pts	Avg
2	70	978	141	314	.449	67	90	.744	258	85	349	5.0

JIM McMILLIAN
Columbia '70 6'5" 220 3/11/48 #5/6 Buffalo Braves: 1973-74 to 1975-76
Acquired: From Los Angeles (9/17/73) Departed: Traded to New York (9/10/76)

Yrs	G	Min	FGM	FGA	Pct	FTM	FTA	Pct	Reb	Ast	Pts	Avg
3	218	8064	1439	2827	.509	707	829	.853	1385	617	3585	16.4

LARRY McNEIL
Marquette '74 6'9" 195 1/31/51 #43 Buffalo Braves: 1977-78
Acquired: Signed as a Free Agent (2/2/78) Departed: Waived (9/25/78)

Yrs	G	Min	FGM	FGA	Pct	FTM	FTA	Pct	Reb	Ast	Pts	Avg
1	37	873	156	338	.462	130	156	.833	188	45	442	11.9

ALL-TIME ROSTER

DARIUS MILES
East St. Louis H.S. '00 6'9" 210 10/9/81 #21 Los Angeles Clippers: 2000-01 to 2001-02
Acquired: First Round in 2000 Draft (3rd overall) Departed: Traded to Cleveland (7/30/02)

Yrs	G	Min	FGM	FGA	Pct	FTM	FTA	Pct	Reb	Ast	Pts	Avg
2	163	4360	627	1272	.493	282	493	.572	930	283	1540	9.4

ANDRE MILLER
Utah '99 6'2" 200 3/19/76 #24 Los Angeles Clippers: 2002-03
Acquired: From Cleveland (7/30/02)

Yrs	G	Min	FGM	FGA	Pct	FTM	FTA	Pct	Reb	Ast	Pts	Avg
1	80	2913	377	928	.406	311	391	.795	316	537	1088	13.6

CUTTINO MOBLEY
Rhode Island '98 6'4" 215 9/1/75 #5 Los Angeles Clippers: 2005-06 to 2008-09
Acquired: Signed as a Free Agent (8/4/05) Departed: Traded to New York (11/21/09)

Yrs	G	Min	FGM	FGA	Pct	FTM	FTA	Pct	Reb	Ast	Pts	Avg
4	245	8887	1257	2906	.432	605	729	.830	912	650	3382	13.8

JAMARIO MOON
Meridan CC '01 6'8" 205 6/13/80 #8 Los Angeles Clippers: 2010-11
Acquired: From Cleveland (2/24/11)

Yrs	G	Min	FGM	FGA	Pct	FTM	FTA	Pct	Reb	Ast	Pts	Avg
1	19	278	25	59	.424	5	6	.833	47	7	66	3.5

LOWES MOORE
West Virginia '80 6'1" 170 5/5/57 #12 San Diego Clippers: 1982-83
Acquired: Signed as a Free Agent (1/29/83)

Yrs	G	Min	FGM	FGA	Pct	FTM	FTA	Pct	Reb	Ast	Pts	Avg
1	37	642	81	190	.426	42	56	.750	55	73	210	5.7

MIKKI MOORE
Nebraska '97 7'0" 223 11/4/75 #33 Los Angeles Clippers: 2004-05
Acquired: Signed as a Free Agent (8/20/04)

Yrs	G	Min	FGM	FGA	Pct	FTM	FTA	Pct	Reb	Ast	Pts	Avg
1	74	1178	144	287	.516	107	136	.787	246	47	396	4.7

DARIUS MORRIS
Michigan '11 6'4" 190 1/3/91 #7 Los Angeles Clippers: 2013-14
Acquired: Signed a 10-day contract (1/6/14); Signed a second 10-day contract (1/16/14)

Yrs	G	Min	FGM	FGA	Pct	FTM	FTA	Pct	Reb	Ast	Pts	Avg
1	10	54	4	13	.308	1	2	.500	5	5	9	0.9

BYRON MULLENS
Ohio State '09 7'0" 275 2/14/89 #0 Los Angeles Clippers: 2013-14
Acquired: Singed as a free agent (7/22/13) Departed: Traded to the Philadelphia 76ers along with a conditional second round draft selection in exchange for a future second round draft choice (2/20/14)

Yrs	G	Min	FGM	FGA	Pct	FTM	FTA	Pct	Reb	Ast	Pts	Avg
1	27	167	26	64	.406	2	6	.333	32	6	67	2.5

ERIC MURDOCK
Providence '91 6'1" 200 6/14/68 #3 Los Angeles Clippers: 1999-00
Acquired: From New Jersey (9/23/99) Departed: Traded to Dallas (6/28/00)

Yrs	G	Min	FGM	FGA	Pct	FTM	FTA	Pct	Reb	Ast	Pts	Avg
1	40	693	79	205	.385	51	80	.638	77	108	225	5.6

JAY MURPHY
Boston College '84 6'9" 220 6/26/62 #46/42 Los Angeles Clippers: 1984-85 to 1985-86
Acquired: From Golden State (6/19/84) Departed: Waived (12/17/85)

Yrs	G	Min	FGM	FGA	Pct	FTM	FTA	Pct	Reb	Ast	Pts	Avg
2	37	249	24	95	.253	21	35	.600	56	7	69	1.9

TOD MURPHY
UC Irvine '86 6'9" 220 12/24/63 #43 Los Angeles Clippers: 1987-88
Acquired: Signed as a Free Agent (10/6/87) Departed: Waived (11/9/87)

Yrs	G	Min	FGM	FGA	Pct	FTM	FTA	Pct	Reb	Ast	Pts	Avg
1	1	19	1	1	1.000	3	4	.750	2	2	5	5.0

LAMOND MURRAY
California '95 6'7" 236 4/20/73 #7 Los Angeles Clippers: 1994-95 to 1998-99
Acquired: First round in 1994 Draft (7th overall) Departed: Traded to Cleveland (8/4/99)

Yrs	G	Min	FGM	FGA	Pct	FTM	FTA	Pct	Reb	Ast	Pts	Avg
5	361	9563	1576	3665	.430	800	1058	.756	1512	477	4173	11.6

SWEN NATER
UCLA '73 6'11" 240 1/14/50 #31 Buffalo Braves/SD Clippers: 1977-78 to 1982-83
Acquired: From Milwaukee (6/7/77) Departed: Traded to Lakers (10/10/83)

Yrs	G	Min	FGM	FGA	Pct	FTM	FTA	Pct	Reb	Ast	Pts	Avg
6	348	11079	1925	3550	.542	843	1100	.766	4168	819	4694	13.4

MAMADOU N'DIAYE
Auburn '00 7'0" 255 6/16/75 #34 Los Angeles Clippers: 2004-05
Acquired: Signed as a Free Agent (8/16/04) Departed: Waived (6/29/05)

Yrs	G	Min	FGM	FGA	Pct	FTM	FTA	Pct	Reb	Ast	Pts	Avg
1	11	72	8	20	.400	4	7	.571	18	1	5	0.5

BONIFACE NDONG
Senegal 7'0" 242 9/3/77 #22 Los Angeles Clippers: 2005-06
Acquired: Signed as a Free Agent (10/3/05)

Yrs	G	Min	FGM	FGA	Pct	FTM	FTA	Pct	Reb	Ast	Pts	Avg
1	23	152	22	53	.415	6	9	.667	37	7	50	2.2

TYRONE NESBY
UNLV '98 6'6" 245 1/31/76 #8 Los Angeles Clippers: 1998-99 to 2000-01
Acquired: Signed as a free agent (1/21/99) Departed: Traded to Washington (11/28/00)

Yrs	G	Min	FGM	FGA	Pct	FTM	FTA	Pct	Reb	Ast	Pts	Avg
3	137	3938	586	1443	.406	273	347	.787	492	214	1584	11.6

MARTIN NESSLEY
Duke '87 7'2" 260 2/16/65 #51 Los Angeles Clippers: 1987-88
Acquired: Sixth round in 1978 Draft (116th overall) Departed: Waived (3/23/88)

Yrs	G	Min	FGM	FGA	Pct	FTM	FTA	Pct	Reb	Ast	Pts	Avg
1	35	295	18	49	.367	7	14	.500	73	16	43	1.2

JOHN NEUMANN
Mississippi '73 6'6" 200 9/11/51 #14/21 Buffalo Braves: 1976-77
Acquired: From Lakers (6/10/77) Departed: Traded to Indiana (10/8/77)

Yrs	G	Min	FGM	FGA	Pct	FTM	FTA	Pct	Reb	Ast	Pts	Avg
1	4	49	15	34	.441	5	6	.833	9	4	35	8.8

KURT NIMPHIUS
Arizona State '80 6'11" 225 3/13/58 #40 San Diego Clippers: 1985-86 to 1986-87
Acquired: From Dallas (11/25/85) Departed: Traded to Detroit (1/29/87)

Yrs	G	Min	FGM	FGA	Pct	FTM	FTA	Pct	Reb	Ast	Pts	Avg
2	105	2757	433	874	.495	234	321	.729	526	66	1100	10.5

NORM NIXON
Duquesne '77 6'2" 170 10/11/55 #10 SD Clippers/LA Clippers: 1983-84 to 1988-89
Acquired: From Lakers (10/10/83)

Yrs	G	Min	FGM	FGA	Pct	FTM	FTA	Pct	Reb	Ast	Pts	Avg
6	283	9403	1739	3842	.453	555	716	.775	679	2540	4127	14.6

CONNIE NORMAN
Arizona '76 6'3" 176 9/24/53 #11 San Diego Clippers: 1978-79
Acquired: Signed as a Free Agent (9/19/78) Departed: Waived (12/7/78)

Yrs	G	Min	FGM	FGA	Pct	FTM	FTA	Pct	Reb	Ast	Pts	Avg
1	22	323	71	165	.430	19	23	.826	32	24	161	7.3

KEN NORMAN
Illinois '87 6'8" 223 9/5/64 #3/10/33 Los Angeles Clippers: 1987-88 to 1992-93
Acquired: First round in 1987 Draft (19th overall)

Yrs	G	Min	FGM	FGA	Pct	FTM	FTA	Pct	Reb	Ast	Pts	Avg
6	439	13584	2783	5553	.501	835	1403	.595	2916	964	6432	14.7

STEVE NOVAK
Marquette '06 6'10" 220 6/13/83 #20 Los Angeles Clippers: 2008-09 to 2009-10
Acquired: From Houston (8/6/08); re-signed as a restricted free agent (9/11/09)

Yrs	G	Min	FGM	FGA	Pct	FTM	FTA	Pct	Reb	Ast	Pts	Avg
2	125	1523	218	504	.432	28	32	.875	158	46	605	4.8

ED ODOM
Oklahoma State '80 6'3" 178 3/28/59 #25 San Diego Clippers: 1980-81
Acquired: Fourth round in 1980 Draft (76th overall) Departed: Waived (10/15/80)

Yrs	G	Min	FGM	FGA	Pct	FTM	FTA	Pct	Reb	Ast	Pts	Avg
1	Did not play — waived two games into the season											

LAMAR ODOM
Rhode Island '01 6'10" 221 11/6/79 #7 Los Angeles Clippers: 1999-00, 2002-03, 2012-13
Acquired: First round in 1999 Draft (4th overall); From Dallas (6/29/12)

Yrs	G	Min	FGM	FGA	Pct	FTM	FTA	Pct	Reb	Ast	Pts	Avg
5	312	9897	1495	3407	.439	781	1116	.700	2169	1200	3986	12.7

JOHN OLIVE
Villanova '77 6'7" 210 3/1/55 #40 San Diego Clippers: 1978-79 to 1979-80
Acquired: Signed as a Free Agent (12/5/78) Departed: Waived (11/26/79)

Yrs	G	Min	FGM	FGA	Pct	FTM	FTA	Pct	Reb	Ast	Pts	Avg
2	35	204	13	42	.310	18	23	.783	20	3	44	1.3

MICHAEL OLOWOKANDI
Pacific '98 7'0" 270 4/3/75 #34 Los Angeles Clippers: 1998-99 to 2002-03
Acquired: First round in 1998 Draft (1st overall)

Yrs	G	Min	FGM	FGA	Pct	FTM	FTA	Pct	Reb	Ast	Pts	Avg
5	323	9836	1380	3185	.433	451	756	.597	2577	246	3211	9.9

CHARLES "BO" OUTLAW
Houston '93 6'8" 210 4/13/71 #6/45 Los Angeles Clippers: 1993-94 to 1996-97
Acquired: Signed as a Free Agent (2/14/94)

Yrs	G	Min	FGM	FGA	Pct	FTM	FTA	Pct	Reb	Ast	Pts	Avg
4	280	5706	629	1095	.574	332	683	.486	1179	327	1590	5.7

TRAVIS OUTLAW
Starkville High School '03 (Mississippi) 6'9" 218 9/18/84 #34 Los Angeles Clippers: 2009-10
Acquired: From Portland with Steve Blake and cash considerations in exchange for Marcus Camby (2/16/10)

Yrs	G	Min	FGM	FGA	Pct	FTM	FTA	Pct	Reb	Ast	Pts	Avg
1	23	499	72	180	.400	28	35	.800	83	26	200	8.7

DOUG OVERTON
LaSalle '91 6'3" 190 8/3/69 #24 Los Angeles Clippers: 2001-02, 2003-04
Acquired: Signed to two consecutive 10-day contracts (3/4/02); Signed as a free agent (11/21/03)

Yrs	G	Min	FGM	FGA	Pct	FTM	FTA	Pct	Reb	Ast	Pts	Avg
2	73	1141	110	281	.391	25	36	.694	97	147	255	3.5

ALL-TIME ROSTER

EDDIE OWENS
UNLV '77 | 6'7" | 210 | 12/26/53 | #40 | Buffalo Braves: 1977-78
Acquired: Signed as a Free Agent (3/8/78)

Yrs	G	Min	FGM	FGA	Pct	FTM	FTA	Pct	Reb	Ast	Pts	Avg
1	8	63	9	21	.429	3	6	.500	10	5	21	2.6

WILLIAM "SMUSH" PARKER
Fordham University '02 | 6'4" | 190 | 6/1/81 | #1 | Los Angeles Clippers: 2007-08
Acquired: Signed as a free agent (3/12/08)

Yrs	G	Min	FGM	FGA	Pct	FTM	FTA	Pct	Reb	Ast	Pts	Avg
1	19	409	47	130	.362	16	24	.667	32	69	122	6.4

CHEROKEE PARKS
Duke '95 | 6'11" | 240 | 10/11/72 | #44 | Los Angeles Clippers: 2000-01, 2002-03
Acquired: From Washington (11/28/00); Signed as a Free Agent (9/27/02)

Yrs	G	Min	FGM	FGA	Pct	FTM	FTA	Pct	Reb	Ast	Pts	Avg
2	82	1524	198	399	.496	42	65	.646	321	60	439	5.4

RUBEN PATTERSON
Cincinnati '98 | 6'5" | 223 | 7/31/75 | #23 | Los Angeles Clippers: 2007-08
Acquired: Signed as a free agent (8/29/07) | Departed: Waived 12/13/07)

Yrs	G	Min	FGM	FGA	Pct	FTM	FTA	Pct	Reb	Ast	Pts	Avg
1	20	327	39	86	.453	24	43	.558	64	17	102	5.1

CHRIS PAUL
Wake Forest '05 | 6'0" | 175 | 5/6/85 | #3 | Los Angeles Clippers: 2011-15
Acquired: From New Orleans (12/14/11); Re-signed as a free agent (7/10/13)

Yrs	G	Min	FGM	FGA	Pct	FTM	FTA	Pct	Reb	Ast	Pts	Avg
4	274	9544	1811	3786	0.478	1130	1291	0.875	1119	2722	5124	18.7

KIRK PENNEY
Wisconsin '03 | 6'5" | 220 | 11/23/80 | #22 | Los Angeles Clippers: 2004-05
Acquired: Signed to a 10-day contract (12/28/04) | Departed: Waived (1/3/05)

Yrs	G	Min	FGM	FGA	Pct	FTM	FTA	Pct	Reb	Ast	Pts	Avg
1	4	12	1	3	.333	0	0	—	1	1	2	0.5

ELLIOT PERRY
Memphis '91 | 6'0" | 152 | 3/28/69 | #34 | Los Angeles Clippers: 1991-92
Acquired: Second round in 1991 Draft (37th overall) | Departed: Waived (11/25/91)

Yrs	G	Min	FGM	FGA	Pct	FTM	FTA	Pct	Reb	Ast	Pts	Avg
1	10	66	6	15	.400	1	2	.500	7	14	13	1.3

MICHAEL PHELPS
Alcorn State '85 | 6'4" | 185 | 10/3/61 | #14 | Los Angeles Clippers: 1987-88
Acquired: Signed to a 10-day contract (1/20/88)

Yrs	G	Min	FGM	FGA	Pct	FTM	FTA	Pct	Reb	Ast	Pts	Avg
1	2	23	3	7	.429	3	4	.750	2	3	9	4.5

ERIC PIATKOWSKI
Nebraska '94 | 6'6" | 215 | 9/30/70 | #52 | Los Angeles Clippers: 1994-95 to 2002-03
Acquired: From Indiana (6/30/94)

Yrs	G	Min	FGM	FGA	Pct	FTM	FTA	Pct	Reb	Ast	Pts	Avg
9	616	12655	1816	4143	.438	899	1069	.841	1520	674	5269	8.6

RICKY PIERCE
Rice '82 | 6'4" | 222 | 8/19/59 | #25 | San Diego Clippers: 1983-84
Acquired: From Detroit (10/17/83) | Departed: Traded to Milwaukee (9/29/84)

Yrs	G	Min	FGM	FGA	Pct	FTM	FTA	Pct	Reb	Ast	Pts	Avg
1	69	1280	268	570	.470	149	173	.861	135	60	685	9.9

STAN PIETKIEWICZ
Auburn '78 | 6'5" | 200 | 7/14/56 | #22 | San Diego Clippers: 1978-79 to 1980-81
Acquired: Seventh round in 1978 Draft (133rd overall); Signed as a Free Agent (7/2/79)
Departed: Waived (11/6/78); Waived (10/28/80)

Yrs	G	Min	FGM	FGA	Pct	FTM	FTA	Pct	Reb	Ast	Pts	Avg
3	60	639	94	192	.490	39	48	.813	52	99	236	3.9

DWAYNE POLEE
Pepperdine '86 | 6'5" | 180 | 3/2/63 | #12 | Los Angeles Clippers: 1986-87
Acquired: Third round in 1986 Draft (54th overall) | Departed: Waived (11/11/86)

Yrs	G	Min	FGM	FGA	Pct	FTM	FTA	Pct	Reb	Ast	Pts	Avg
1	1	6	1	4	.250	0	0	.000	0	0	2	2.0

OLDEN POLYNICE
Virginia '86 | 6'10" | 250 | 11/21/64 | #0 | Los Angeles Clippers: 1990-91 to 1991-92, 2003-04
Acquired: From Seattle (2/20/91); Signed as a Free Agent (8/4/03)
Departed: Traded to Detroit (6/24/92); Waived (2/21/04)

Yrs	G	Min	FGM	FGA	Pct	FTM	FTA	Pct	Reb	Ast	Pts	Avg
3	109	2478	395	731	.540	204	339	.602	821	73	994	9.1

DAVE POPSON
North Carolina '87 | 6'10" | 220 | 5/17/64 | #35/45 | Los Angeles Clippers: 1988-89
Acquired: From Detroit off waivers (11/3/88); | Departed: Waived (11/14/88); Waived (12/8/88)
Re-signed as a Free Agent (11/17/88); Signed to a 10-day contract (1/8/89)

Yrs	G	Min	FGM	FGA	Pct	FTM	FTA	Pct	Reb	Ast	Pts	Avg
1	10	68	11	25	.440	1	2	.500	16	6	23	2.3

JOSH POWELL
North Carolina State '03 | 6'9" | 235 | 1/25/83 | #21 | Los Angeles Clippers: 2007-08
Acquired: Signed as a free agent (8/14/07)

Yrs	G	Min	FGM	FGA	Pct	FTM	FTA	Pct	Reb	Ast	Pts	Avg
1	64	1228	145	315	.460	63	87	.724	331	47	353	5.5

JIM PRICE
Louisville '72 | 6'3" | 195 | 11/27/49 | #25 | Buffalo Braves: 1976-77
Acquired: From Milwaukee (11/2/76) | Departed: Traded to Denver (12/17/76)

Yrs	G	Min	FGM	FGA	Pct	FTM	FTA	Pct	Reb	Ast	Pts	Avg
1	20	333	44	104	.423	17	20	.850	34	38	105	5.3

TONY PRICE
Pennsylvania '79 | 6'6" | 190 | 1/5/57 | #34 | San Diego Clippers: 1980-81
Acquired: Signed as a Free Agent (5/9/80) | Departed: Waived (11/4/80)

Yrs	G	Min	FGM	FGA	Pct	FTM	FTA	Pct	Reb	Ast	Pts	Avg
1	5	29	2	7	.286	0	0	.000	0	3	4	0.8

VLADIMIR RADMANOVIC
Serbia-Montenegro | 6'10" | 234 | 11/19/80 | #7 | Los Angeles Clippers: 2005-06
Acquired: From Seattle (2/14/06)

Yrs	G	Min	FGM	FGA	Pct	FTM	FTA	Pct	Reb	Ast	Pts	Avg
1	30	885	108	259	.417	38	52	.731	171	64	320	10.7

ZACH RANDOLPH
Michigan State '01 | 6'9" | 260 | 7/16/81 | #50 | Los Angeles Clippers: 2008-09
Acquired: From New York (11/21/08) | Departed: Traded to Memphis (7/9/09)

Yrs	G	Min	FGM	FGA	Pct	FTM	FTA	Pct	Reb	Ast	Pts	Avg
1	39	1369	333	684	.487	124	177	.701	367	88	815	20.9

WALLY RANK
San Jose State '80 | 6'6" | 220 | 3/1/58 | #30 | San Diego Clippers: 1980-81
Acquired: Fifth round in 1980 Draft (99th overall) | Departed: Waived (7/28/81)

Yrs	G	Min	FGM	FGA	Pct	FTM	FTA	Pct	Reb	Ast	Pts	Avg
1	25	153	21	57	.368	13	28	.464	30	17	55	2.2

ZELJKO REBRACA
Serbia and Montenegro | 7'0" | 265 | 4/9/72 | #11 | Los Angeles Clippers: 2004-05 to 2006-07
Acquired: Signed as a free agent (8/13/04) | Departed: Waived (4/6/07)

Yrs	G	Min	FGM	FGA	Pct	FTM	FTA	Pct	Reb	Ast	Pts	Avg
3	87	1340	185	330	.561	104	126	.825	248	35	474	5.4

ELDRIDGE RECASNER
Washington '90 | 6'4" | 193 | 12/14/67 | #14 | Los Angeles Clippers: 2001-02
Acquired: Signed as a Free Agent (12/20/01); | Departed: Waived (1/7/02)
Signed to two consecutive 10-day contracts (1/10/02)

Yrs	G	Min	FGM	FGA	Pct	FTM	FTA	Pct	Reb	Ast	Pts	Avg
1	5	31	2	6	.333	1	1	1.000	0	5	5	1.0

J.J. REDICK
Duke '06 | 6'4" | 190 | 6/24/84 | #4 | Los Angeles Clippers: 2013-15
Acquired: From Milwaukee as part of a three-team trade in exchange for a future second round draft selection

Yrs	G	Min	FGM	FGA	Pct	FTM	FTA	Pct	Reb	Ast	Pts	Avg
2	113	3396	628	1336	0.47	280	309	0.906	241	215	1809	16.0

GLEN RICE
Michigan '89 | 6'8 | 228 | 5/28/67 | #41 | Los Angeles Clippers: 2003-04
Acquired: Signed as a Free Agent (10/10/03) | Departed: Waived (1/16/04)

Yrs	G	Min	FGM	FGA	Pct	FTM	FTA	Pct	Reb	Ast	Pts	Avg
1	18	262	22	76	.289	17	17	1.000	41	24	66	3.7

JEROME "POOH" RICHARDSON
UCLA '89 | 6'1" | 200 | 5/14/66 | #2/24 | Los Angeles Clippers: 1994-95 to 1998-99
Acquired: From Indiana (6/30/94) | Departed: Waived (9/9/99)

Yrs	G	Min	FGM	FGA	Pct	FTM	FTA	Pct	Reb	Ast	Pts	Avg
5	282	7324	901	2274	.396	219	320	.684	626	1397	2255	8.0

QUENTIN RICHARDSON
DePaul '02 | 6'5" | 238 | 4/13/80 | #3 | Los Angeles Clippers: 2000-01 to 2003-04
Acquired: First Round in 2000 Draft (18th overall)

Yrs	G	Min	FGM	FGA	Pct	FTM	FTA	Pct	Reb	Ast	Pts	Avg
4	281	7216	1260	3065	.411	478	673	.710	1286	381	3362	12.0

ERIC RILEY
Michigan '93 | 7'0" | 245 | 6/2/70 | #42 | Los Angeles Clippers: 1994-95
Acquired: Signed as a Free Agent (12/18/94)

Yrs	G	Min	FGM	FGA	Pct	FTM	FTA	Pct	Reb	Ast	Pts	Avg
1	40	434	65	145	.448	47	64	.734	112	11	177	4.4

AUSTIN RIVERS
Duke '12 | 6'4" | 200 | 8/1/92 | #25 | Los Angeles Clippers: 2014-15
Acquired: From Boston (1/15/15)

Yrs	G	Min	FGM	FGA	Pct	FTM	FTA	Pct	Reb	Ast	Pts	Avg
1	41	791	117	274	0.427	32	55	0.582	84	68	291	7.1

DAVID RIVERS
Notre Dame '88 | 6'0" | 180 | 1/20/65 | #4/32/44 | Los Angeles Clippers: 1989-90, 1991-92
Acquired: Signed as a Free Agent (11/14/89); Signed as a Free Agent (11/23/91)
Departed: Waived (1/7/92)

Yrs	G	Min	FGM	FGA	Pct	FTM	FTA	Pct	Reb	Ast	Pts	Avg
2	67	846	90	227	.396	69	89	.775	104	176	249	3.7

GLENN "DOC" RIVERS
Marquette '84 | 6'4" | 185 | 10/13/61 | #25 | Los Angeles Clippers: 1991-92
Acquired: From Atlanta (6/26/91) | Departed: Traded to New York (9/22/92)

Yrs	G	Min	FGM	FGA	Pct	FTM	FTA	Pct	Reb	Ast	Pts	Avg
1	59	1657	226	533	.424	163	196	.832	147	233	641	10.9

ALL-TIME ROSTER

STANLEY ROBERTS
LSU '92 | 7'0" | 290 | 2/7/70 | #53 | Los Angeles Clippers: 1992-93 to 1996-97
Acquired: From Orlando (9/22/92) | Departed: Traded to Minnesota (6/25/97)

Yrs	G	Min	FGM	FGA	Pct	FTM	FTA	Pct	Reb	Ast	Pts	Avg
5	160	3339	622	1263	.492	257	487	.528	824	120	1501	9.4

JAMES ROBINSON
Alabama '93 | 6'2" | 180 | 8/31/70 | #26 | Los Angeles Clippers: 1997-98 to 1998-99
Acquired: Signed as a Free Agent (8/16/97) | Departed: Waived (3/18/99)

Yrs	G	Min	FGM	FGA	Pct	FTM	FTA	Pct	Reb	Ast	Pts	Avg
2	84	1511	234	599	.391	97	134	.724	138	153	647	7.7

NATE ROBINSON
Washington '05 | 5'9" | 180 | 5/31/84 | #8 | Los Angeles Clippers: 2014-15
Acquired: Signed to two consecutive 10-day contracts (3/7/15)

Yrs	G	Min	FGM	FGA	Pct	FTM	FTA	Pct	Reb	Ast	Pts	Avg
1	9	126	17	51	.333	5	6	0.833	11	20	46	5.1

RODNEY ROGERS
Wake Forest '94 | 6'7" | 255 | 6/20/71 | #54 | Los Angeles Clippers: 1995-96 to 1998-99
Acquired: From Denver (6/28/95)

Yrs	G	Min	FGM	FGA	Pct	FTM	FTA	Pct	Reb	Ast	Pts	Avg
4	271	7897	1271	2757	.461	597	897	.666	1300	668	3343	12.3

SEAN ROOKS
Arizona '92 | 6'10" | 260 | 9/9/69 | #45 | Los Angeles Clippers: 2000-01 to 2002-03
Acquired: From Dallas (6/28/00)

Yrs	G	Min	FGM	FGA	Pct	FTM	FTA	Pct	Reb	Ast	Pts	Avg
3	213	3625	375	886	.423	173	230	.752	643	171	926	4.3

ROB ROSE
George Mason '86 | 6'5" | 180 | 12/27/64 | #42 | Los Angeles Clippers: 1988-89
Acquired: Signed to a 10-day contract (3/27/89) | Departed: Contract expired (4/5/89)

Yrs	G	Min	FGM	FGA	Pct	FTM	FTA	Pct	Reb	Ast	Pts	Avg
1	2	3	0	1	.000	0	0	.000	2	0	0	0.0

QUINTON ROSS
SMU '03 | 6'6" | 193 | 4/30/81 | #13 | Los Angeles Clippers: 2004-05 to 2007-08
Acquired: Signed as a free agent (8/16/04)

Yrs	G	Min	FGM	FGA	Pct	FTM	FTA	Pct	Reb	Ast	Pts	Avg
4	302	6379	599	1395	.429	239	332	.719	742	362	1449	4.8

PAUL RUFFNER
BYU '70 | 6'11" | 225 | 10/15/48 | #22 | Buffalo Braves: 1973-74 to 1974-75
Acquired: Signed as a Free Agent (9/11/73)

Yrs	G	Min	FGM	FGA	Pct	FTM	FTA	Pct	Reb	Ast	Pts	Avg
2	42	154	33	74	.446	9	18	.500	33	7	75	1.8

KAREEM RUSH
Missouri'02 | 6'6" | 215 | 10/30/80 | #21 | Los Angeles Clippers: 2009-10
Acquired: Signed as free agent (9/25/10) | Departed: Waived (1/21/10)

Yrs	G	Min	FGM	FGA	Pct	FTM	FTA	Pct	Reb	Ast	Pts	Avg
1	7	58	4	11	.364	0	0	.000	6	4	9	1.3

CHEIKH SAMB
Senegal | 7'1" | 245 | 10/22/84 | #34 | Los Angeles Clippers: 2008-09
Acquired: From Denver (1/5/09) | Departed: Waived (2/16/09)

Yrs	G	Min	FGM	FGA	Pct	FTM	FTA	Pct	Reb	Ast	Pts	Avg
1	2	8	0	3	.000	0	2	.000	2	0	0	0.0

DWAYNE SCHINTZIUS
Florida '90 | 7'2" | 285 | 10/14/68 | #33 | Los Angeles Clippers: 1996-97
Acquired: Signed as a Free Agent (9/24/96)

Yrs	G	Min	FGM	FGA	Pct	FTM	FTA	Pct	Reb	Ast	Pts	Avg
1	15	116	13	36	.361	7	8	.875	22	4	34	2.3

DALE SCHLUETER
Colorado State '67 | 6'10" | 235 | 11/12/45 | #54 | Buffalo Braves: 1974-75 to 1975-76
Acquired: From Atlanta (8/29/74) | Departed: Waived (10/20/76)

Yrs	G	Min	FGM	FGA	Pct	FTM	FTA	Pct	Reb	Ast	Pts	Avg
2	147	1735	153	300	.510	138	202	.683	488	184	444	3.0

MALIK SEALY
St. John's '92 | 6'8" | 200 | 2/1/70 | #21 | Los Angeles Clippers: 1994-95 to 1996-97
Acquired: From Indiana (6/30/94) | Departed: Rights renounced (8/8/97)

Yrs	G	Min	FGM	FGA	Pct	FTM	FTA	Pct	Reb	Ast	Pts	Avg
3	202	5561	936	2266	.413	575	697	.823	692	388	2569	12.7

JOHN SHUMATE
Notre Dame '74 | 6'9" | 235 | 4/6/52 | #34 | Buffalo Braves: 1975-76 to 1977-78
Acquired: From Phoenix (2/1/76) | Departed: Traded to Detroit (11/23/77)

Yrs	G	Min	FGM	FGA	Pct	FTM	FTA	Pct	Reb	Ast	Pts	Avg
3	124	4237	628	1215	.517	473	692	.684	1143	282	1729	13.9

MIKE SILLIMAN
U.S. Military '66 | 6'6" | 225 | 5/4/44 | #4/27 | Buffalo Braves: 1970-71
Acquired: From New York (6/20/70)

Yrs	G	Min	FGM	FGA	Pct	FTM	FTA	Pct	Reb	Ast	Pts	Avg
1	36	366	36	79	.456	19	39	.487	62	23	91	2.5

BOBBY SIMMONS
DePaul '02 | 6'8" | 220 | 6/2/80 | #21 | Los Angeles Clippers: 2003-04 to 2004-05; 2011-12
Acquired: Signed as a free agent (9/26/03); Signed to a 10-day contract (2/27/12), Signed to a second 10-day contract (3/9/12), Signed for remainder of season (3/24/12)

Yrs	G	Min	FGM	FGA	Pct	FTM	FTA	Pct	Reb	Ast	Pts	Avg
3	159	4593	649	1480	.438	376	449	.837	763	312	1746	10.9

JAMES SINGLETON
Murray State '03 | 6'8" | 220 | 6/2/80 | #15 | Los Angeles Clippers: 2005-06 to 2006-07
Acquired: Signed as a Free Agent (8/30/05)

Yrs	G	Min	FGM	FGA	Pct	FTM	FTA	Pct	Reb	Ast	Pts	Avg
2	112	1129	107	233	.459	61	79	.772	303	46	288	2.6

BRIAN SKINNER
Baylor '98 | 6'9" | 255 | 5/19/76 | #8 | Los Angeles Clippers: 1998-99 to 2000-01, 2008-09 to 2009-10
Acquired: Signed as a free agent on (7/31/08); re-signed as a free agent (9/16/09)

Yrs	G	Min	FGM	FGA	Pct	FTM	FTA	Pct	Reb	Ast	Pts	Avg
5	160	2583	267	596	.447	131	212	.617	652	57	665	4.2

BOBBY "BINGO" SMITH
Tulsa '69 | 6'5" | 212 | 2/26/46 | #7 | San Diego Clippers: 1979-80
Acquired: From Cleveland (10/27/79) | Departed: Selected by Dallas in 1980 Expansion Draft

Yrs	G	Min	FGM	FGA	Pct	FTM	FTA	Pct	Reb	Ast	Pts	Avg
1	78	2123	385	891	.432	100	115	.870	259	100	893	11.4

CHARLES SMITH
New Mexico '97 | 6'5" | 194 | 8/22/75 | #5/14 | Los Angeles Clippers: 1997-98 to 1998-99
Acquired: From Miami (2/19/98) | Departed: Waived (10/28/99)

Yrs	G	Min	FGM	FGA	Pct	FTM	FTA	Pct	Reb	Ast	Pts	Avg
2	46	577	80	204	.392	12	25	.480	43	32	193	4.2

CHARLES SMITH
Pittsburgh '88 | 6'10" | 244 | 7/16/65 | #54 | Los Angeles Clippers: 1988-89 to 1991-92
Acquired: From Philadelphia (6/28/88) | Departed: Traded to New York (9/22/92)

Yrs	G	Min	FGM	FGA	Pct	FTM	FTA	Pct	Reb	Ast	Pts	Avg
4	272	8906	1829	3730	.490	1335	1719	.777	1898	407	4994	18.4

CRAIG SMITH
Boston College | 6'7" | 265 | 11/10/83 | #1/5 | Los Angeles Clippers: 2009-2011
Acquired: From Minnesota (7/20/09)

Yrs	G	Min	FGM	FGA	Pct	FTM	FTA	Pct	Reb	Ast	Pts	Avg
2	123	1818	330	585	.561	50	182	276	.685	115	843	6.6

DEREK SMITH
Louisville '82 | 6'6" | 218 | 11/1/61 | #18 | SD/Los Angeles Clippers: 1983-84 to 1985-86
Acquired: Signed as a Free Agent (9/14/83) | Departed: Traded to Sacramento (8/19/86)

Yrs	G	Min	FGM	FGA	Pct	FTM	FTA	Pct	Reb	Ast	Pts	Avg
3	152	4398	1020	1888	.540	581	751	.774	638	329	2626	17.3

ELMORE SMITH
Kentucky State '71 | 7'1" | 250 | 5/9/49 | #3 | Buffalo Braves: 1971-72 to 1972-73
Acquired: First round in 1971 Draft (3rd overall) | Departed: Traded to Lakers (9/12/73)

Yrs	G	Min	FGM	FGA	Pct	FTM	FTA	Pct	Reb	Ast	Pts	Avg
2	154	6015	1179	2519	.468	382	700	.546	2130	303	2740	17.8

JIM SMITH
Ohio State '81 | 6'9" | 225 | 4/12/58 | #30 | San Diego Clippers: 1981-82
Acquired: Third round in 1981 Draft (54th overall) | Departed: Waived (10/27/82)

Yrs	G	Min	FGM	FGA	Pct	FTM	FTA	Pct	Reb	Ast	Pts	Avg
1	72	858	86	169	.509	39	85	.459	182	46	211	2.9

MICHAEL SMITH
BYU '89 | 6'10" | 225 | 5/19/65 | #4 | Los Angeles Clippers: 1994-95
Acquired: Signed as a Free Agent (2/20/95)

Yrs	G	Min	FGM	FGA	Pct	FTM	FTA	Pct	Reb	Ast	Pts	Avg
1	29	319	63	134	.470	26	30	.867	56	20	153	5.3

PHIL SMITH
San Francisco '74 | 6'4" | 197 | 4/22/52 | #11 | San Diego Clippers: 1980-81 to 1981-82
Acquired: From Golden State (8/28/80) | Departed: Traded to Seattle (2/16/82)

Yrs	G	Min	FGM	FGA	Pct	FTM	FTA	Pct	Reb	Ast	Pts	Avg
2	124	3824	772	1632	.473	360	481	.748	273	605	1913	15.4

RANDY SMITH
Buffalo State '71 | 6'3" | 185 | 12/12/52 | #9 | Buff. Braves/SD Clippers: 1971-72 to 1978-79, 1982-83
Acquired: Seventh round in 1971 Draft (104th overall); Signed as a Free Agent (10/28/82) | Departed: Awarded to Portland (9/18/79); Waived (3/15/83)

Yrs	G	Min	FGM	FGA	Pct	FTM	FTA	Pct	Reb	Ast	Pts	Avg
9	715	24393	5214	11035	.472	2304	2986	.772	2985	3498	12735	17.8

ROBERT SMITH
UNLV '77 | 5'11" | 170 | 3/10/55 | #5 | San Diego Clippers: 1982-83
Acquired: From Milwaukee (10/15/82) | Departed: Waived (11/17/82)

Yrs	G	Min	FGM	FGA	Pct	FTM	FTA	Pct	Reb	Ast	Pts	Avg
1	5	43	2	13	.154	7	8	.875	3	6	11	2.2

MIKE SMREK
Canisius '85 | 7'0" | 260 | 8/31/62 | #52 | Los Angeles Clippers: 1990-91
Acquired: From Golden State off waivers (12/26/90)

Yrs	G	Min	FGM	FGA	Pct	FTM	FTA	Pct	Reb	Ast	Pts	Avg
1	10	70	3	16	.188	4	8	.500	19	3	10	1.0

ALL-TIME ROSTER

ELMORE SPENCER
UNLV '92 | 7'0" | 270 | 12/6/69 | #27 | Los Angeles Clippers: 1992-93 to 1994-95
Acquired: First round in 1992 Draft (25th overall) | Departed: Traded to Denver (9/19/95)

Yrs	G	Min	FGM	FGA	Pct	FTM	FTA	Pct	Reb	Ast	Pts	Avg
3	139	2578	384	740	.519	141	244	.578	542	108	909	7.0

ALEX STIVRINS
Colorado '85 | 6'8" | 220 | 11/29/62 | #25 | Los Angeles Clippers: 1992-93
Acquired: Signed to a 10-day contract (2/11/93)

Yrs	G	Min	FGM	FGA	Pct	FTM	FTA	Pct	Reb	Ast	Pts	Avg
1	1	1	0	1	.000	0	0	.000	0	0	0	0.0

DEREK STRONG
Xavier '90 | 6'9" | 240 | 2/9/68 | #30 | Los Angeles Clippers: 2000-01
Acquired: From Orlando (6/28/00) | Departed: Waived (10/29/01)

Yrs	G	Min	FGM	FGA	Pct	FTM	FTA	Pct	Reb	Ast	Pts	Avg
1	28	491	45	117	.385	28	37	.757	108	7	118	4.2

DAJUAN SUMMERS
Georgetown; '09 | 6'8" | 240 | 1/24/88 | #35 | Los Angeles Clippers: 2012-13
Acquired: Signed to a 10-day contract (3/15/13); Signed a second 10-day contract (3/25/13);
Signed for remainder of the season (4/4/13)

Yrs	G	Min	FGM	FGA	Pct	FTM	FTA	Pct	Reb	Ast	Pts	Avg
1	2	7	1	4	.250	0	0	—	2	1	2	1.0

BARRY SUMPTER
Austin Peay '88 | 6'11" | 215 | 11/11/65 | #51 | Los Angeles Clippers: 1988-89
Acquired: Signed to a 10-day contract (3/27/89)

Yrs	G	Min	FGM	FGA	Pct	FTM	FTA	Pct	Reb	Ast	Pts	Avg
1	1	1	0	1	.000	0	0	.000	0	0	0	0.0

BRIAN TAYLOR
Princeton '73 | 6'2" | 185 | 6/9/51 | #14 | San Diego Clippers: 1978-79 to 1981-82
Acquired: Signed as a Free Agent (2/15/79)

Yrs	G	Min	FGM	FGA	Pct	FTM	FTA	Pct	Reb	Ast	Pts	Avg
4	219	6552	923	1897	.487	382	475	.804	461	1024	2385	10.9

MAURICE TAYLOR
Michigan '98 | 6'9" | 260 | 10/30/76 | #23 | Los Angeles Clippers: 1997-98 to 1999-00
Acquired: First round in 1997 Draft (14th overall)

Yrs	G	Min	FGM	FGA	Pct	FTM	FTA	Pct	Reb	Ast	Pts	Avg
3	179	5245	1090	2336	.466	466	651	.716	938	221	2648	14.8

MIKE TAYLOR
Iowa State '07 | 6'2" | 166 | 1/21/86 | #4 | Los Angeles Clippers: 2008-09
Acquired: From Portland (6/26/08) | Departed: Waived (7/31/09)

Yrs	G	Min	FGM	FGA	Pct	FTM	FTA	Pct	Reb	Ast	Pts	Avg
1	51	771	110	267	.412	56	81	.691	87	106	289	5.7

SEBASTIAN TELFAIR
Lincoln High School '04 (Brooklyn, NY) | 6'0" | 175 | 6/9/85 | #3 | Los Angeles Clippers: 2009-10
Departed: Traded to Cleveland (2/17/10)
Acquired: From Minnesota along with Mark Madsen and Craig Smith in exchange for Quentin Richardson (7/20/09)

Yrs	G	Min	FGM	FGA	Pct	FTM	FTA	Pct	Reb	Ast	Pts	Avg
1	39	582	67	166	.404	24	31	.774	41	114	169	4.3

CLAUDE TERRY
Stanford '72 | 6'5" | 195 | 1/12/50 | #12 | Buffalo Braves: 1976-77
Acquired: From Denver (9/21/76) | Departed: Sold to Atlanta (2/1/77)

Yrs	G	Min	FGM	FGA	Pct	FTM	FTA	Pct	Reb	Ast	Pts	Avg
1	33	304	49	104	.471	18	23	.783	28	33	116	3.5

JIM THOMAS
Indiana '83 | 6'3" | 190 | 10/19/60 | #21 | Los Angeles Clippers: 1985-86
Acquired : Signed as a Free Agent (11/15/85) | Departed: Waived (12/10/85)

Yrs	G	Min	FGM	FGA	Pct	FTM	FTA	Pct	Reb	Ast	Pts	Avg
1	6	69	6	15	.400	1	2	.500	8	12	13	2.2

TIM THOMAS
Villanova '97 | 6'10" | 235 | 2/26/77 | #2 | Los Angeles Clippers: 2006-07 to 2008-09
Acquired: Signed as a free agent (7/13/06) | Departed: Traded to New York (11/21/09)

Yrs	G	Min	FGM	FGA	Pct	FTM	FTA	Pct	Reb	Ast	Pts	Avg
3	149	9248	624	1518	.411	238	331	.719	747	352	1711	11.5

TREY THOMPKINS
Georgia '11 | 6'10" | 245 | 5/29/90 | #33 | Los Angeles Clippers: 2011-13
Acquired: Second round in 2011 Draft (37th overall)

Yrs	G	Min	FGM	FGA	Pct	FTM	FTA	Pct	Reb	Ast	Pts	Avg
2	24	119	24	61	.393	5	7	.714	24	3	57	2.4

AL THORNTON
Florida State '07 | 6'8" | 235 | #12 | Los Angeles Clippers: 2007-08 to 2009-10
Acquired: First round in 2007 (14th overall) | Departed: Traded to Washington (2/17/10)

Yrs	G	Min	FGM	FGA	Pct	FTM	FTA	Pct	Reb	Ast	Pts	Avg
3	201	6217	1063	2381	.446	553	601	.740	918	262	2747	13.6

TOM TOLBERT
Arizona '88 | 6'7" | 240 | 10/16/65 | #3 | Los Angeles Clippers: 1993-94
Acquired: Signed as a Free Agent (10/1/93) | Departed: Waived (6/29/94)

Yrs	G	Min	FGM	FGA	Pct	FTM	FTA	Pct	Reb	Ast	Pts	Avg
1	49	640	74	177	.418	33	45	.733	108	30	187	3.8

KEITH TOWER
Notre Dame '92 | 6'11" | 250 | 5/15/70 | #51 | Los Angeles Clippers: 1995-96
Acquired: Signed as a free agent (10/4/95) | Departed: Waived (7/11/96)

Yrs	G	Min	FGM	FGA	Pct	FTM	FTA	Pct	Reb	Ast	Pts	Avg
1	34	305	32	72	.444	18	26	.692	51	5	82	2.4

LINTON TOWNES
James Madison '83 | 6'7" | 195 | 11/30/59 | #9 | San Diego Clippers: 1983-84
Acquired: Signed to two consecutive 10-day contracts (12/23/83)
Departed: Contract expired (1/11/84)

Yrs	G	Min	FGM	FGA	Pct	FTM	FTA	Pct	Reb	Ast	Pts	Avg
1	2	17	3	7	.429	0	0	.000	1	1	6	3.0

RONNY TURIAF
Gonzaga; '05 | 6'10" | 249 | 1/13/83 | #21 | Los Angeles Clippers: 2012-13
Acquired: Signed as a free agent (7/27/12)

Yrs	G	Min	FGM	FGA	Pct	FTM	FTA	Pct	Reb	Ast	Pts	Avg
1	65	701	49	97	.505	23	63	.365	152	35	121	1.9

HEDO TURKOGLU
Turkey | 6'10" | 220 | 3/19/79 | #15 | Los Angeles Clippers: 2013-15
Acquired: Signed as a free agent (1/16/14); Re-signed as free agent (9/12/14)

Yrs	G	Min	FGM	FGA	Pct	FTM	FTA	Pct	Reb	Ast	Pts	Avg
2	100	1097	125	297	0.421	15	29	0.517	188	70	347	3.5

ANDRE TURNER
Memphis State '86 | 5'11" | 160 | 12/13/64 | #11 | Los Angeles Clippers: 1989-90
Acquired: From Charlotte off waivers (11/1/89) | Departed: Waived (11/14/89)

Yrs	G	Min	FGM	FGA	Pct	FTM	FTA	Pct	Reb	Ast	Pts	Avg
1	3	31	2	13	.154	0	0	.000	5	3	4	1.3

EKPE UDOH
Baylor '10 | 6'10" | 240 | 5/20/87 | #13 | Los Angeles Clippers: 2014-15
Acquired: Signed as a Free Agent (9/3/14)

Yrs	G	Min	FGM	FGA	Pct	FTM	FTA	Pct	Reb	Ast	Pts	Avg
1	33	128	11	24	0.458	7	9	0.778	26	8	29	0.9

DARNELL VALENTINE
Kansas '81 | 6'1" | 183 | 2/3/59 | #1/15 | Los Angeles Clippers: 1985-86 to 1987-88
Acquired: From Portland (1/14/86) | Departed: Selected by Miami in 1988 Expansion Draft

Yrs	G	Min	FGM	FGA	Pct	FTM	FTA	Pct	Reb	Ast	Pts	Avg
3	178	3878	567	1386	.409	323	411	.786	359	936	1488	8.4

LOGAN VANDER VELDEN
Wisc.-Green Bay '94 | 6'8" | 215 | 4/3/71 | #25 | Los Angeles Clippers: 1995-96
Acquired: Signed as a Free Agent (10/1/95) | Departed: Waived (1/4/96)

Yrs	G	Min	FGM	FGA	Pct	FTM	FTA	Pct	Reb	Ast	Pts	Avg
1	15	31	3	14	.214	3	4	.750	6	1	9	0.6

KIKI VANDEWEGHE
UCLA '80 | 6'8" | 220 | 8/1/58 | #55 | Los Angeles Clippers: 1992-93
Acquired: Signed as a Free Agent (10/11/92)

Yrs	G	Min	FGM	FGA	Pct	FTM	FTA	Pct	Reb	Ast	Pts	Avg
1	41	494	92	203	.453	58	66	.879	48	25	254	6.2

LOY VAUGHT
Michigan '90 | 6'9" | 240 | 2/27/68 | #35 | Los Angeles Clippers: 1990-91 to 1997-98
Acquired: First round in 1990 Draft (13th overall)

Yrs	G	Min	FGM	FGA	Pct	FTM	FTA	Pct	Reb	Ast	Pts	Avg
8	558	15671	2890	5661	.511	813	1132	.718	4471	607	6614	11.9

STOJKO VRANKOVIC
Croatia | 7'2" | 260 | 1/22/64 | #11 | Los Angeles Clippers: 1997-98 to 1998-99
Acquired: From Minnesota (6/25/97)

Yrs	G	Min	FGM	FGA	Pct	FTM	FTA	Pct	Reb	Ast	Pts	Avg
2	67	1008	80	190	.421	37	65	.569	269	36	197	2.9

VON WAFER
Florida St. '05 | 6'5" | 210 | 7/21/75 | #22 | Los Angeles Clippers: 2006-07
Acquired: Signed to a 10-day contract (2/21/07) | Departed: Waived (2/28/07)

Yrs	G	Min	FGM	FGA	Pct	FTM	FTA	Pct	Reb	Ast	Pts	Avg
1	1	1	0	1	.000	0	0	.000	0	0	0	0.0

SASHA VUJACIC
Slovenia | 6'7" | 205 | 3/8/84 | #18 | Los Angeles Clippers: 2013-14
Acquired: Signed a 10-day contract (2/3/14)

Yrs	G	Min	FGM	FGA	Pct	FTM	FTA	Pct	Reb	Ast	Pts	Avg
1	2	10	2	5	.400	0	0	-	3	0	5	2.5

BILL WALTON
UCLA '74 | 6'11" | 235 | 11/5/52 | #32 | SD/Los Angeles Clippers: 1979-80 to 1984-85
Acquired: Signed as a Free Agent (5/13/79) | Departed: Traded to Boston (9/6/85)

Yrs	G	Min	FGM	FGA	Pct	FTM	FTA	Pct	Reb	Ast	Pts	Avg
6	169	4559	838	1574	.532	327	528	.619	1526	493	2003	11.9

CORNELL WARNER
Jackson State '70 | 6'9" | 220 | 8/12/48 | #35 | Buffalo Braves: 1970-71 to 1972-73
Acquired: Second round in 1970 Draft (24th overall) | Departed: Waived (11/1/72)

Yrs	G	Min	FGM	FGA	Pct	FTM	FTA	Pct	Reb	Ast	Pts	Avg
3	131	2579	326	759	.430	138	223	.619	846	113	790	6.0

ALL-TIME ROSTER

WILLIE WARREN
Oklahoma ' 10 6'4" 203 10/22/89 #13 Los Angeles Clippers: 2010-11
Acquired: Second round in 2010 Draft (54th overall) Departed: Waived (12/19/11)

Yrs	G	Min	FGM	FGA	Pct	FTM	FTA	Pct	Reb	Ast	Pts	Avg
1	19	134	13	35	.371	6	8	.750	12	27	37	1.9

BRYAN WARRICK
St. Joseph's '82 6'5" 195 7/22/59 #13 Los Angeles Clippers: 1984-85
Acquired: From Washington (9/25/84) Departed: Waived (3/8/85)

Yrs	G	Min	FGM	FGA	Pct	FTM	FTA	Pct	Reb	Ast	Pts	Avg
1	58	713	85	173	.491	44	57	.772	58	153	215	3.7

DUANE WASHINGTON
Middle Tenn. State '87 6'4" 195 8/31/64 #7/10 Los Angeles Clippers: 1992-93
Acquired: Signed to two consecutive 10-day contracts (1/15/93)

Yrs	G	Min	FGM	FGA	Pct	FTM	FTA	Pct	Reb	Ast	Pts	Avg
1	4	28	0	5	.000	0	0	.000	2	5	0	0.0

JIM WASHINGTON
Villanova '65 6'6" 210 7/1/43 #12 Buffalo Braves: 1974-75 to 1975-76
Acquired: From Atlanta (1/8/75) Departed: Waived (11/11/75)

Yrs	G	Min	FGM	FGA	Pct	FTM	FTA	Pct	Reb	Ast	Pts	Avg
2	43	681	77	163	.472	21	38	.553	198	44	175	4.1

KERMIT WASHINGTON
American '73 6'8" 230 9/17/51 #42 San Diego Clippers: 1978-79
Acquired: From Boston (8/4/78) Departed: Awarded to Portland (9/18/79)

Yrs	G	Min	FGM	FGA	Pct	FTM	FTA	Pct	Reb	Ast	Pts	Avg
1	82	2764	350	623	.562	227	330	.688	800	125	927	11.3

MAALIK WAYNS
Villanova; '12 6'1" 195 5/2/91 #2 Los Angeles Clippers: 2012-13 to 2013-14
Acquired: Signed to a 10-day contract (3/8/13); Signed a second 10-day contract (3/19/13);
Signed for remainder of season (3/29/13); Signed a 10-day contract (1/6/14); Departed: Waived (1/16/14)

Yrs	G	Min	FGM	FGA	Pct	FTM	FTA	Pct	Reb	Ast	Pts	Avg
2	8	46	8	18	.444	4	4	1.000	4	9	22	2.8

NICK WEATHERSPOON
Illinois '73 6'7" 197 7/20/50 #12 San Diego Clippers: 1978-79 to 1979-80
Acquired: Signed as a Free Agent (1978)

Yrs	G	Min	FGM	FGA	Pct	FTM	FTA	Pct	Reb	Ast	Pts	Avg
2	139	3766	643	1376	.467	239	329	.726	662	189	1525	11.0

BOB WEISS
Penn State '65 6'3" 185 5/7/42 #8 Buffalo Braves: 1974-75 to 1975-76
Acquired: From Chicago (9/4/74) Departed: Waived (9/29/76)

Yrs	G	Min	FGM	FGA	Pct	FTM	FTA	Pct	Reb	Ast	Pts	Avg
2	142	2333	191	444	.430	89	115	.774	170	410	471	3.3

ENNIS WHATLEY
Alabama '85 6'3" 177 8/11/62 #4 Los Angeles Clippers: 1988-89
Acquired: Signed to two consecutive 10-day contracts (3/20/89)

Yrs	G	Min	FGM	FGA	Pct	FTM	FTA	Pct	Reb	Ast	Pts	Avg
1	8	90	12	33	.364	10	11	.909	16	22	34	4.3

ERIC WHITE
Pepperdine '87 6'8" 200 12/30/65#31 Los Angeles Clippers: 1987-88 to 1988-89
Acquired: Signed to two consecutive 10-day contracts (3/23/88); Signed for remainder of season (4/11/88); Signed to two consecutive 10-day contracts (2/3/89); Signed for remainder of season (2/23/89)
Departed: Selected by Minnesota in 1989 Expansion Draft

Yrs	G	Min	FGM	FGA	Pct	FTM	FTA	Pct	Reb	Ast	Pts	Avg
2	54	786	128	243	.527	79	99	.798	132	26	336	6.2

RORY WHITE
South Alabama '82 6'8" 215 8/16/59 #15/22 SD/Los Angeles Clippers: 1983-84 to 1986-87
Acquired: Signed as a Free Agent (3/9/84)

Yrs	G	Min	FGM	FGA	Pct	FTM	FTA	Pct	Reb	Ast	Pts	Avg
4	229	4431	768	1524	.504	348	496	.702	574	187	1885	8.2

JEROME WHITEHEAD
Marquette '78 6'10" 225 9/30/56 #33 San Diego Clippers: 1978-79 to 1983-84
Acquired: Second round in 1978 Draft (41st overall); Signed as a Free Agent (1/9/81)
Departed: Waived (12/4/79); Traded to Golden State (6/19/84)

Yrs	G	Min	FGM	FGA	Pct	FTM	FTA	Pct	Reb	Ast	Pts	Avg
6	275	4979	822	1542	.533	380	516	.736	1473	200	2024	7.4

SIDNEY WICKS
UCLA '71 6'9" 225 9/19/49 #21 San Diego Clippers: 1978-79 to 1980-81
Acquired: From Boston (8/4/78) Departed: Waived (1/28/81)

Yrs	G	Min	FGM	FGA	Pct	FTM	FTA	Pct	Reb	Ast	Pts	Avg
3	199	5251	647	1458	.444	306	528	.580	1037	450	1600	8.0

CHRIS WILCOX
Maryland '04 6'10" 235 9/3/82 #54 Los Angeles Clippers: 2002-03 to 2005-06
Acquired: First round in 2002 Draft (8th overall) Departed: Traded to Seattle (2/14/06)

Yrs	G	Min	FGM	FGA	Pct	FTM	FTA	Pct	Reb	Ast	Pts	Avg
4	213	3481	557	1073	.519	256	403	.635	810	128	1374	6.5

C.J. WILCOX
Washington '14 6'5" 195 12/30/90 #30 Los Angeles Clippers: 2014-15
Acquired: First round in 2014 Draft (28th overall)

Yrs	G	Min	FGM	FGA	Pct	FTM	FTA	Pct	Reb	Ast	Pts	Avg
1	21	101	16	38	0.421	2	2	1	7	8	41	2.0

MICHAEL WILEY
Long Beach State '80 6'9" 235 10/16/57 #21 San Diego Clippers: 1981-82
Acquired: Signed as a Free Agent (12/2/81)

Yrs	G	Min	FGM	FGA	Pct	FTM	FTA	Pct	Reb	Ast	Pts	Avg
1	61	1013	203	359	.565	98	141	.695	182	52	504	8.3

JAMAAL WILKES
UCLA '74 6'7" 190 5/2/53 #52 Los Angeles Clippers: 1985-86
Acquired: Signed as a Free Agent (9/27/85) Departed: Retired (12/26/85)

Yrs	G	Min	FGM	FGA	Pct	FTM	FTA	Pct	Reb	Ast	Pts	Avg
1	13	195	26	65	.400	22	27	.815	29	15	75	5.8

DOMINIQUE WILKINS
Georgia '83 6'8" 224 1/12/60 #21 Los Angeles Clippers: 1993-94
Acquired: From Atlanta (2/24/94)

Yrs	G	Min	FGM	FGA	Pct	FTM	FTA	Pct	Reb	Ast	Pts	Avg
1	25	948	268	592	.453	167	200	.835	176	55	727	29.1

DALE WILKINSON
Idaho State '82 6'10" 220 3/18/60 #38 Los Angeles Clippers: 1984-85
Acquired: Signed to a 10-day contract (3/1/85); Signed for remainder of season (3/11/85)

Yrs	G	Min	FGM	FGA	Pct	FTM	FTA	Pct	Reb	Ast	Pts	Avg
1	10	38	4	14	.286	6	7	.857	3	2	14	1.4

AARON WILLIAMS
Xavier '93 6'9" 225 10/2/71 #34 Los Angeles Clippers: 2006-07 to 2007-08
Acquired: Signed as a Free Agent (8/1/07) Departed: Waived (3/29/08)

Yrs	G	Min	FGM	FGA	Pct	FTM	FTA	Pct	Reb	Ast	Pts	Avg
2	68	671	56	108	.578	32	40	.800	147	16	144	2.1

ALVIN WILLIAMS
Villanova '97 6'5" 195 8/6/74 #20 Los Angeles Clippers: 2006-07
Acquired: Signed to a 10-day contract (1/20/07)

Yrs	G	Min	FGM	FGA	Pct	FTM	FTA	Pct	Reb	Ast	Pts	Avg
1	2	10	0	2	.000	2	4	.500	1	3	2	1.0

BRIAN WILLIAMS
Arizona '92 6'11" 260 4/6/69 #8 Los Angeles Clippers: 1995-96
Acquired: From Denver (9/19/95)

Yrs	G	Min	FGM	FGA	Pct	FTM	FTA	Pct	Reb	Ast	Pts	Avg
1	65	2157	416	766	.543	196	267	.734	492	122	1029	15.8

CHUCK WILLIAMS
Colorado '68 6'3" 185 6/6/46 #11 Buffalo Braves: 1976-77 to 1977-78
Acquired: From Denver (12/13/76)

Yrs	G	Min	FGM	FGA	Pct	FTM	FTA	Pct	Reb	Ast	Pts	Avg
2	117	2558	251	553	.454	152	186	.817	204	405	654	5.6

FREEMAN WILLIAMS
Portland State '78 6'4" 185 5/15/56 #20 San Diego Clippers: 1978-79 to 1981-82
Acquired: From Boston (8/4/78) Departed: Traded to Atlanta (1/20/82)

Yrs	G	Min	FGM	FGA	Pct	FTM	FTA	Pct	Reb	Ast	Pts	Avg
4	273	6097	1856	3920	.473	641	773	.829	469	480	4467	16.4

JOHN WILLIAMS
LSU '88 6'9" 295 10/26/66 #34 Los Angeles Clippers: 1992-93 to 1993-94
Acquired: From Washington (10/8/92)

Yrs	G	Min	FGM	FGA	Pct	FTM	FTA	Pct	Reb	Ast	Pts	Avg
2	108	2363	286	665	.430	94	165	.570	443	239	683	6.3

KEVIN WILLIAMS
St. John's '83 6'2" 180 9/11/61 #42 Los Angeles Clippers: 1988-89
Acquired: Signed to a 10 day contract (4/5/89); Signed for remainder of season (4/14/89)

Yrs	G	Min	FGM	FGA	Pct	FTM	FTA	Pct	Reb	Ast	Pts	Avg
1	9	114	14	32	.438	6	8	.750	20	17	34	3.8

MARCUS WILLIAMS
Arizona '07 6'7" 207 #3 Los Angeles Clippers: 2007-08
Acquired: Signed as a free agent (3/29/08)

Yrs	G	Min	FGM	FGA	Pct	FTM	FTA	Pct	Reb	Ast	Pts	Avg
1	10	34	5	19	.263	0	0	.000	12	3	10	1.0

MO WILLIAMS
Alabama'03 6'1" 195 12/19/82 #25 Los Angeles Clippers: 2010-12
Acquired: From Cleveland (2/24/11) Departed: Traded to Utah (6/29/12)

Yrs	G	Min	FGM	FGA	Pct	FTM	FTA	Pct	Reb	Ast	Pts	Avg
2	74	2195	373	879	.424	138	155	.890	155	283	1020	13.7

REGGIE WILLIAMS
Georgetown '87 6'7" 190 3/5/64 #34 Los Angeles Clippers: 1987-88 to 1989-90
Acquired: First round in 1987 Draft (4th overall) Departed: Traded to Cleveland (11/16/89)

Yrs	G	Min	FGM	FGA	Pct	FTM	FTA	Pct	Reb	Ast	Pts	Avg
3	103	2293	433	1078	.402	158	209	.756	312	171	1067	10.4

BILL WILLOUGHBY
Dwight Morrow H.S. '75 6'8" 205 5/20/57 #32 Buffalo Braves: 1977-78
Acquired: From Atlanta (9/13/77) Departed: Waived (10/12/78)

Yrs	G	Min	FGM	FGA	Pct	FTM	FTA	Pct	Reb	Ast	Pts	Avg
1	56	1079	156	363	.430	64	80	.800	219	38	376	6.7

ALL-TIME ROSTER

GEORGE WILSON
Cincinnati '64 | 6'8" | 225 | 5/9/42 | #33 | Buffalo Braves: 1970-71
Acquired: From Philadelphia in 1970 Expansion Draft (5/11/70)

Yrs	G	Min	FGM	FGA	Pct	FTM	FTA	Pct	Reb	Ast	Pts	Avg
1	46	713	92	269	.342	56	69	.812	230	48	240	5.2

LEE WINFIELD
North Texas State '69 | 6'2" | 174 | 2/4/47 | #3 | Buffalo Braves: 1973-74 to 1974-75
Acquired: Signed as a Free Agent (11/27/73) | Departed: Waived (10/14/75)

Yrs	G	Min	FGM	FGA	Pct	FTM	FTA	Pct	Reb	Ast	Pts	Avg
2	104	1692	201	417	.482	82	120	.683	169	181	484	4.7

DAVE WOHL
Pennsylvania '71 | 6'2" | 185 | 11/2/49 | #13 | Buffalo Braves: 1972-73 to 1973-74
Acquired: From Portland off waivers (12/6/72) | Departed: Traded to Houston (2/1/74)

Yrs	G	Min	FGM	FGA	Pct	FTM	FTA	Pct	Reb	Ast	Pts	Avg
2	97	2146	267	604	.442	121	160	.756	118	385	655	6.8

JOE WOLF
North Carolina '87 | 6'11" | 230 | 12/17/64 | #24 | Los Angeles Clippers: 1987-88 to 1989-90
Acquired: First round in 1987 Draft (13th overall)

Yrs	G	Min	FGM	FGA	Pct	FTM	FTA	Pct	Reb	Ast	Pts	Avg
3	185	3912	461	1128	.409	144	189	.762	690	273	1076	5.8

AL WOOD
North Carolina '82 | 6'6" | 193 | 6/2/58 | #4 | San Diego Clippers: 1981-82 to 1982-83
Acquired: From Atlanta (1/20/82) | Departed: Traded to Seattle (8/18/83)

Yrs	G	Min	FGM	FGA	Pct	FTM	FTA	Pct	Reb	Ast	Pts	Avg
2	105	2514	486	1016	.478	197	252	.782	326	181	1187	11.3

RANDY WOODS
LaSalle '92 | 6'0" | 185 | 9/23/70 | #14 | Los Angeles Clippers: 1992-93 to 1994-95
Acquired: First round in 1992 Draft (16th overall) | Departed: Traded to Denver (6/28/95)

Yrs	G	Min	FGM	FGA	Pct	FTM	FTA	Pct	Reb	Ast	Pts	Avg
3	143	1021	109	316	.345	67	99	.677	87	245	337	2.4

MIKE WOODSON
Indiana '80 | 6'5" | 198 | 3/24/58 | #42 | Los Angeles Clippers: 1986-87 to 1987-88
Acquired: From Sacramento (8/19/86)

Yrs	G	Min	FGM	FGA	Pct	FTM	FTA	Pct	Reb	Ast	Pts	Avg
2	154	4660	1056	2393	.441	536	631	.849	352	469	2700	17.5

LORENZEN WRIGHT
Memphis '98 | 6'11" | 240 | 11/4/75 | #55 | Los Angeles Clippers: 1996-97 to 1998-99
Acquired: First round in 1996 Draft (7th overall) | Departed: Traded to Atlanta (8/8/99)

Yrs	G	Min	FGM	FGA	Pct	FTM	FTA	Pct	Reb	Ast	Pts	Avg
3	194	5138	596	1293	.461	310	481	.644	1438	137	1503	7.7

DANNY YOUNG
Wake Forest '84 | 6'4" | 175 | 7/26/62 | #21 | Los Angeles Clippers: 1991-92
Acquired: Signed as a Free Agent (1/9/92)

Yrs	G	Min	FGM	FGA	Pct	FTM	FTA	Pct	Reb	Ast	Pts	Avg
1	44	889	84	215	.391	47	53	.887	66	152	235	5.3

MICHAEL YOUNG
Houston '84 | 6'7" | 220 | 1/2/61 | #42 | Los Angeles Clippers: 1989-90
Acquired: Signed as a Free Agent (9/6/89)

Yrs	G	Min	FGM	FGA	Pct	FTM	FTA	Pct	Reb	Ast	Pts	Avg
1	45	459	92	194	.474	27	38	.711	86	24	219	4.9

WANG ZHIZHI
China | 7'1" | 284 | 7/8/77 | #16 | Los Angeles Clippers: 2002-03 to 2003-2004

Yrs	G	Min	FGM	FGA	Pct	FTM	FTA	Pct	Reb	Ast	Pts	Avg
2	43	421	62	163	.380	46	62	.742	81	10	186	4.3

TOTAL: 401 players

ALL-TIME COLLEGES

Alabama (3)
Alabama State
Albany State
Alcorn State
American
Arizona (5)
Arizona State (7)
Arkansas (2)
Auburn (2)
Auburn-Montgomery
Austin Peay
Baylor (2)
Boston College (6)
Boston University
Bowling Green
Bradley (2)
Buffalo State
BYU (3)
Cal State Fullerton (2)
California
Canisius (2)
Cincinnati (4)
Central Connecticut State
Central Michigan
Clemson
Cleveland State
Colorado (4)
Colorado State
Columbia
Connecticut
Creighton
Dayton
DePaul (5)
Detroit
Detroit Mercy
Dillard
Duke (10)
Duquesne
Eastern Illinois
Eastern Michigan
Florida
Florida State (5)
Fordham (2)
Fresno State (2)
Furman
George Mason
Georgetown (3)
Georgia (3)
Georgia State
Georgia Tech
Gonzaga (3)
Grambling
Guilford (2)
Hardin-Simmons
Hartford
Houston (3)
Idaho
Idaho State
Illinois (3)
Indiana (3)
Iona
Iowa (3)
Iowa State (2)
Jackson State
Jacksonville
James Madison
Kansas (6)
Kansas State
Kentucky (6)
Kentucky State
LaSalle (5)
Long Beach State (3)
Long Island
Louisiana State (4)
Louisville (4)
Loyola Marymount
Maine
Marquette (4)
Maryland (5)
Massachusetts
Memphis (4)
Meridian Community College
Miami (FL)
Miami (OH) (2)
Michigan (8)
Michigan State (4)
Middle Tennessee State
Minnesota
Mississippi
Missouri (3)
Morehouse
Murray State (2)
Nebraska (2)
Nevada
Nevada-Las Vegas (4)
New Mexico (2)
New Mexico State
North Carolina (9)
North Carolina State
North Texas State
Northwestern (2)
Notre Dame (6)
Ohio State (4)
Oklahoma (3)
Oklahoma St. (3)
Oregon (2)
Oregon State (3)
Pacific (2)
Penn State
Pennsylvania (3)
Pepperdine (5)
Petersburg, H.S. (VA)
Pfeiffer
Pittsburgh (2)
Portland State
Princeton (3)
Providence (5)
Purdue
Rhode Island (3)
Rice
San Diego
San Diego State (3)
San Francisco (3)
San Jose State
Seton Hall (3)
South Alabama
Southern California (2)
Southern Illinois (3)
Southern Methodist (2)
South Florida
SW Missouri State
Southwest Texas State
St. Augustine's
St. Bonaventure
St. John's (4)
St. Joseph's (PA) (2)
St. Mary's (TX)
Stanford (4)
Syracuse (4)
Temple (2)
Tennessee-Martin
Tennessee State
Texas
Texas A&M
Texas Tech
Texas-El Paso (2)
Tulsa (2)
U.S. Military Academy
UC Irvine (2)
UC Santa Barbara
UCLA (20)
UNC Charlotte (2)
UNC-Wilmington
Utah (3)
Vanderbilt
Villanova (6)
Virginia (2)
Virginia Commonwealth
Virginia Union
Wake Forest (5)
Washington (7)
Washington State (2)
West Virginia
West Virginia Wesleyan
Western Kentucky
Wichita State
Wisconsin (2)
Wisconsin-Green Bay
Wyoming
Xavier (2)

ALL-TIME FRANCHISE TRADES

2014-15

- Acquired the draft rights to forward Branden Dawson from the New Orleans Pelicans in exchange for cash considerations (6/25/15)
- Acquired guard/forward Lance Stephenson from the Charlotte Hornets in exchange for forward Matt Barnes and center Spencer Hawes (6/15/15).
- Acquired guard Austin Rivers from the Boston Celtics as part of a three-team trade. The Clippers sent forward Chris-Douglas Robert and a 2017 second round pick to the Celtics and forward Reggie Bullock to the Suns. The Celtics received forward Shavlik Randolph from Phoenix in the trade (1/15/15)
- Traded guard Jared Cunningham, the draft rights to Cenk Akyol and cash considerations to the Philadelphia 76ers in exchange for the draft rights to Serhiy Lishchuk (1/7/15).

2013-14

- Acquired the draft rights to Cenk Akyol from the Atlanta Hawks for Antawn Jamison (2/20/14)
- Acquired a future second round draft choice from the Philadelphia 76ers for Byron Mullens and a conditional second round draft selection (2/20/14)
- Acquired Jared Dudley from the Phoenix Suns and J.J. Redick from the Milwaukee Bucks as part of a three-team trade. The Clippers sent point guard Eric Bledsoe and forward Caron Butler to the Suns as well as a future second round pick to the Bucks (7/10/13)
- Acquired Glenn "Doc" Rivers from the Boston Celtics in exchange for a 2015 first round draft pick (6/24/13)

2012-13

- Acquired Willie Green from the Atlanta Hawks in exchange for the draft rights to Sofoklis Schortsanitis (34th pick, 2003 NBA Draft) (7/30/12)
- Acquired the right to swap second round picks with the Brooklyn Nets in the 2016 NBA Draft in exchange for Reggie Evans (7/11/12)
- Acquired Lamar Odom from Dallas as part of a four-team trade involving the Utah Jazz and Houston Rockets. The Clippers sent Mo Williams to the Jazz and the draft rights to Furkan Aldemir (53rd overall, 2012 NBA Draft) to the Rockets. The Jazz traded the draft rights of Tadija Dragicevic (53rd overall, 2008 NBA Draft) to the Mavericks. The Mavericks traded the draft rights to Shan Foster (51st overall, 2008 NBA Draft) to the Jazz and the Rockets sent cash considerations to Dallas (6/29/12)

2011-12

- Acquired Nick Young from Washington in exchange for Brian Cook and a future 2nd round pick as part of a three-team trade with Washington and Denver. The Wizards sent JaVale McGee and Ronny Turiaf to the Nuggets in exchange for Nene (3/15/12)
- Acquired Chris Paul and two future second round draft picks from New Orleans in exchange for Al-Farouq Aminu, Eric Gordon, Chris Kaman and the 2012 first round draft selection the Clippers acquired from the Minnesota Timberwolves in 2005 (12/14/11)

2010-11

- Acquired Mo Williams and Jamario Moon from Cleveland in exchange for Baron Davis and a 2011 first round draft pick (2/24/11)
- Acquired Eric Bledsoe from Oklahoma City in exchange for a future protected first round draft pick (6/24/10)

2009-10

- Acquired Drew Gooden from Washington in a three-team trade in exchange for Al Thornton and also sending Sebastian Telfair to Cleveland (2/17/10)
- Acquired Steve Blake and Travis Outlaw from Portland in exchange for Marcus Camby and cash considerations (2/16/10)
- Acquired Bobby Brown from New Orleans in exchange for a 2014 conditional second round pick and cash considerations (1/26/10)
- Acquired Rasual Butler and cash from New Orleans in exchange for a conditional second round draft pick in 2016 (8/12/09)
- Acquired Mark Madsen, Craig Smith and Sebastian Telfair from Minnesota in exchange for Quentin Richardson (7/20/09)
- Acquired Quentin Richardson from Memphis in exchange for Zach Randolph (7/17/09)

2008-09

- Acquired Steve Novak from Houston in exchange for the option to exchange second round picks with the Clippers in 2011 (8/6/08)
- Acquired Jason Hart from Utah in exchange for Brevin Knight (7/23/08)
- Acquired Marcus Camby from Denver in exchange for the option to exchange second round picks with the Clippers in 2010 (7/15/08)
- Acquired the draft rights to Mike Taylor from Portland in exchange for a 2009 second round draft pick (6/26/08)
- Acquired Zach Randolph and Mardy Collins from New York in exchange for Tim Thomas and Cuttino Mobley (11/21/08)
- Acquired Cheikh Samb and cash considerations from Denver in exchange for a future conditional second round pick (1/5/09)
- Acquired Hassan Adams and cash considerations from Toronto in exchange for a future conditional second round draft pick (1/7/09)
- Acquired Alex Acker and a second round pick in the 2011 NBA Draft in exchange for a conditional round pick in the 2013 NBA Draft (2/16/09)

2007-08

- Traded the draft rights to Jared Jordan to New York in exchange for cash considerations (9/30/07)

ALL-TIME FRANCHISE TRADES

2005-06

- Acquired Vladimir Radmanovic from Seattle in exchange for Chris Wilcox (2/14/06)
- Re-signed Marko Jaric and traded him along with Lionel Chalmers to Minnesota for guard Sam Cassell and a lottery protected first round selection in the 2006 NBA Draft (8/12/05)

2004-05

- Acquired Kerry Kittles from the New Jersey Nets in exchange for a future second round pick (7/29/04)
- Acquired a second round draft pick in 2005 and a second round draft pick in 2006 from the Charlotte Bobcats for Melvin Ely and Eddie House (7/14/04)
- Acquired the fourth overall selection and 33rd overall selection in the 2004 NBA Draft from the Charlotte Bobcats in exchange for the second overall selection in the 2004 NBA Draft. In addition, Charlotte agreed to select Clippers' Predrag Drobnjak in the 2004 Expansion Draft (6/21/04)

2003-04

- Acquired Predrag Drobnjak from Seattle in exchange for a future second round pick (9/28/03)

2002-03

- Traded the draft rights to Mario Kasun to Orlando for future considerations (6/27/02)
- Acquired Andre Miller and Bryant Stith from Cleveland in exchange for Darius Miles and Harold Jamison (7/30/02)

2001-02

- Traded the eighth pick in the second round of NBA Draft 2001 to Philadelphia for cash (6/26/01)
- Acquired Elton Brand from Chicago in exchange for Brian Skinner and the draft rights to Tyson Chandler (6/27/01)
- Acquired Will Perdue from Portland for the draft rights to Doron Sheffer (10/29/01)
- Acquired Vinny Del Negro (from Phoenix) and cash (from Orlando) as part of a three-team deal in which the Clippers sent the right to swap second-round picks in 2005 to Orlando. Phoenix received Charles "Bo" Outlaw, a first-round pick and cash (from Orlando) and Orlando received Jud Buechler (from Phoenix) (11/16/01)

2000-01

- Acquired Cherokee Parks and Obinna Ekezie from Washington for Tyrone Nesby (11/28/00)

1999-00

- Acquired Sean Rooks from Dallas for Eric Murdock (6/28/00)
- Acquired Corey Maggette, Derek Strong, the draft rights to Keyon Dooling, plus cash from Orlando for a future protected first-round draft pick (6/28/00)

1998-99

- Acquired Derek Anderson and Johnny Newman from Cleveland for Lamond Murray (8/4/99)
- Traded Lorenzen Wright to Atlanta in exchange for two conditional first-round draft picks in NBA Draft 2000 (8/8/99)
- Acquired Eric Murdock from New Jersey for Johnny Newman (9/23/99)

1997-98

- Acquired Isaac Austin, Charles Smith and a 1998 first-round draft choice from Miami for Brent Barry (2/19/98)

1996-97

- Acquired Stojko Vrankovic from Minnesota for Stanley Roberts (6/25/97)
- Acquired the draft rights to James Collins from Philadelphia for a 1998 second-round draft choice (6/25/97)

1995-96

- Acquired Rodney Rogers and the draft rights to Brent Barry from Denver for Randy Woods and the draft rights to Antonio McDyess (6/28/95)
- Acquired Brian Williams from Denver for Elmore Spencer (9/19/95)

1994-95

- Acquired Jerome "Pooh" Richardson, Malik Sealy and the draft rights to Eric Piatkowski from Indiana for Mark Jackson and the draft rights to Greg Minor (6/30/94)

1993-94

- Acquired Dominique Wilkins and a conditional first-round draft choice from Atlanta for Danny Manning (2/24/94)

1992-93

- Traded Olden Polynice and second-round picks in 1996 and 1997 to Detroit for William Bedford and the draft rights to Don MacLean (6/24/92)
- Acquired Mark Jackson (from New York) and Stanley Roberts (from Orlando) as part of a three-team deal which sent Charles Smith, Doc Rivers and Bo Kimble to New York. The Clippers received a 1995 second-round draft choice from New York, Orlando received New York's 1993 first-round pick and the Clippers' first-round pick in either 1993 or 1994 (9/22/92)
- Acquired John Williams from Washington for William Bedford and the draft rights to Don MacLean (10/8/92)

TEAM HISTORY

ALL-TIME FRANCHISE TRADES

1991-92
- Acquired Glenn "Doc" Rivers from Atlanta for the Clippers' first-round selection in the 1991 draft and second-round picks in 1993 and 1994 (6/26/91)
- Traded Winston Garland to Denver for a 1996 or 1997 second-round draft choice (6/26/91)
- Traded Jeff Martin and a second-round draft choice in 1995 to the Detroit Pistons for James Edwards (8/13/91)

1990-91
- Acquired Olden Polynice and first-round draft picks in 1993 and 1994 from Seattle for Benoit Benjamin (2/20/91)

1989-90
- Acquired Ron Harper from Cleveland along with the Cavaliers' 1990 and 1992 first-round draft choices and a 1991 second-round draft choice for Reggie Williams and the rights to Danny Ferry (11/16/89)
- Acquired Winston Garland from Golden State for second-round draft picks in 1990 and 1992 (2/22/90)

1988-89
- In a three-team deal, traded Michael Cage and the rights to Hersey Hawkins for Gary Grant (from Seattle) and Charles Smith (from Philadelphia) (6/28/88)

1986-87
- Traded Derek Smith, Franklin Edwards and Junior Bridgeman to Sacramento for Larry Drew, Mike Woodson, a first-round pick in 1988 and a second-round pick in 1989 (8/19/86)
- Traded Cedric Maxwell to Houston for a 1987 first-round draft choice and a 1989 second or third-round draft choice (1/16/87)
- Traded Kurt Nimphius to Detroit for 1987 first and second-round draft choices (1/29/87)
- Acquired Earl Cureton from Chicago for a 1989 conditional third-round draft choice (2/11/87)

1985-86
- Traded Bill Walton to Boston for Cedric Maxwell and a first-round draft choice in 1986 (9/6/85)
- Traded James Donaldson to Dallas for Kurt Nimphius (11/25/85)
- Acquired Darnell Valentine from Portland for a 1986 first-round draft choice (1/14/86)

1984-85
- Traded Jerome Whitehead to Golden State for the draft rights to Jay Murphy (6/19/84)
- Traded Hank McDowell to Houston for a 1985 third-round draft choice (8/29/84)
- Acquired Bryan Warrick from Washington for a third-round draft choice in 1985 (9/25/84)
- Traded Terry Cummings, Craig Hodges and Ricky Pierce to Milwaukee for Marques Johnson, Harvey Catchings, Junior Bridgeman and cash (9/29/84)

1983-84
- Traded Tom Chambers, Al Wood, a 1987 second-round draft choice and a 1984 third-round draft choice to Seattle for James Donaldson, Greg Kelser, Mark Radford, Seattle's first-round pick in 1984 and second-round pick in 1985 (8/26/83)
- Traded Richard Anderson to Denver for Billy McKinney (10/4/83)
- Acquired Norm Nixon, Eddie Jordan and two future second-round draft choices from the L.A. Lakers for Swen Nater and the draft rights to Byron Scott (10/10/83)
- Acquired Ricky Pierce from Detroit for second-round picks in 1986 and 1987 (10/17/83)
- Acquired Hank McDowell from Indiana for a third-round draft choice in 1986 (10/26/83)

1982-83
- Traded Joe Bryant and a 1982 second-round draft choice to Houston for a 1982 second-round draft choice (6/28/82)
- Acquired Robert Smith from Milwaukee for a 1983 sixth-round pick (10/15/82)
- Acquired Lionel Hollins from Philadelphia for a 1983 fourth-round pick and a 1982 second-round pick (10/27/82)

1981-82
- Traded Freeman Williams to Atlanta for Al Wood and Charlie Criss (1/20/82)
- Traded Phil Smith to Seattle for Armond Hill, a 1982 second-round draft choice and cash (2/16/82)

1980-81
- Traded World B. Free to Golden State for Phil Smith and a first-round draft choice in 1984 (8/28/80)

1979-80
- Kermit Washington, Kevin Kunnert, Randy Smith, cash and future draft choices were awarded to Portland as compensation for earlier signing of Bill Walton (9/18/79)
- Acquired Joe Bryant from Philadelphia for a first-round draft pick in 1986 (10/6/79)
- Acquired Bobby Smith from Cleveland for a future draft choice and future considerations (10/27/79)
- Acquired Steve Malovic from Washington for a future draft choice and future considerations (11/21/79)

ALL-TIME FRANCHISE TRADES

1978-79
- Traded Nate Archibald, Marvin Barnes, Billy Knight and future draft choices to Boston for Kermit Washington, Kevin Kunnert, Sidney Wicks and the draft rights to Freeman Williams (8/4/78)
- Acquired Lloyd Free from Philadelphia for a first-round draft choice in 1984 (10/12/78)
- Traded Scott Lloyd to Chicago for a future draft choice (10/26/78)
- Signed Brian Taylor as a veteran free agent (2/15/79). Denver received two 1979 second-round draft choices as compensation (6/14/79)

1977-78
- Acquired Swen Nater and a 1977 first-round pick from Milwaukee for a first-round draft choice in 1977 (6/7/77)
- Acquired John Neumann from the L.A. Lakers for a third-round draft choice in 1977 (6/10/77)
- Traded George Johnson and a first-round draft choice in 1979 to the Nets for Nate Archibald (9/1/77)
- Traded Adrian Dantley and Mike Bantom to Indiana for Billy Knight (9/1/77)
- Traded John Gianelli to Milwaukee for cash and a future draft choice (9/2/77)
- Traded Ernie DiGregorio to the L.A. Lakers for undisclosed considerations (9/7/77)
- Acquired Bill Willoughby from Atlanta for a second-round draft choice in 1978 (9/13/77)
- Acquired Gary Brokaw from Cleveland for future considerations (10/17/77)
- Traded John Neumann to Indiana for future considerations (10/18/77)
- Traded John Shumate, a player to be named later and a future draft choice to Detroit for Marvin Barnes and the Pistons' second and fourth-round draft choices in 1978 and a first-round pick in 1979 (11/23/77)
- Traded Gus Gerard to Detroit to complete the trade on 11/23/77 (11/25/77)
- Traded Ted McClain to Philadelphia for a future draft choice and cash (1/31/78)

1976-77
- Traded Ken Charles, Dick Gibbs and cash to Atlanta for Tom Van Arsdale (6/16/76)
- Sold Jim McMillan to New York (9/10/76)
- Acquired Claude Terry from Denver for future considerations (9/21/76)
- Acquired Moses Malone from Portland for a first-round pick in 1978 (10/18/76)
- Traded Moses Malone to Houston for first-round picks in 1977 and 1978 (10/24/76)
- Acquired Jim Price from Milwaukee for a future draft choice (11/2/76)
- Traded Bob McAdoo and Tom McMillen to New York for John Gianelli and cash (12/9/76)
- Traded Jim Price to Denver for Gus Gerard and Chuck Williams (12/15/76)
- Acquired George Johnson from Golden State for a future draft choice (1/18/77)
- Sold Claude Terry to Atlanta (2/1/77)

1975-76
- Acquired Dick Gibbs from Washington for a first-round draft choice and cash (7/30/75)
- Traded Jack Marin to Chicago for a future draft choice (11/27/75)
- Traded Gar Heard and a future draft choice to Phoenix for John Shumate (2/1/76)

1974-75
- Purchased Dale Schlueter from Atlanta (8/29/74)
- Acquired Bob Weiss from Chicago for Matt Guokas and future considerations (9/4/74)
- Acquired Jim Washington from Atlanta for a future draft choice (1/8/75)

1973-74
- Dealt John Hummer and a second-round pick in 1974 to Chicago for Gar Heard and the draft rights to Kevin Kunnert (9/10/73)
- Traded Elmore Smith to the L.A. Lakers for Jim McMillian (9/12/73)
- Traded Kevin Kunnert and Dave Wohl to Houston for Jack Marin and Matt Guokas (2/1/74)

1972-73
- Acquired Howard Komives from Detroit for a high draft choice in 1973 (9/29/72)

1971-72
- Traded Don May and Herm Gilliam to Atlanta for Jerry Chambers and Walt Hazzard (Mahdi Abdul-Rahman) (7/26/71)

1970-71
- Acquired Mike Davis from Baltimore for a first-round draft choice (3/23/70)
- Acquired Bob Kauffman and future considerations from Philadelphia for Bailey Howell (5/11/70)
- Acquired Nate Bowman and Mike Silliman from New York for future considerations or a future draft choice (6/20/70)
- Traded Fred Crawford to Philadelphia for a future draft choice (11/26/70)

TEAM HISTORY

ALL-TIME JERSEY NUMBERS

0
Lionel Chalmers
Glen Davis
Drew Gooden
Jordan Hamilton
Walter McCarty
Byron Mullens
Olden Polynice

00
Benoit Benjamin
Kevin Duckworth

1
Derek Anderson
Nate Archibald
Andre Barrett
Chauncey Billups
Scott Brooks
Charlie Criss
Baron Davis
Guillermo Diaz
Keyon Dooling
Jordan Farmar
Gary Grant
Jason Hart
Stephen Jackson
Billy McKinney
Smush Parker
Craig Smith
Lance Stephenson
Darnell Valentine

2
Steve Blake
Junior Bridgeman
Darren Collison
Larry Drew
Melvin Ely
Charles R. Jones
Fred Jones
Kenyon Martin
Pooh Richardson
Tim Thomas
Maalik Wayns

3
Al-Farouq Aminu
Jay Edwards
Daniel Ewing
Grant Gondrezick
Eric Murdock
Ken Norman
Chris Paul
Quentin Richardson
Elmore Smith
Tom Tolbert
Marcus Williams
Lee Winfield

4
Maurice Baker
Randy Foye
Tom Garrick
Anthony Goldwire
Lancaster Gordon
Matt Guokas
Ron Harper
Steve Malovic
J. J. Redick
David Rivers
Mike Silliman
Michael Smith
Mike Taylor
Ennis Whatley
Al Wood

5
Caron Butler
Baron Davis
Fred Foster
Eddie House
Howard Komives
Paul Long
Danny Manning
Jeff McInnis
Jim McMillian
Cuttino Mobley
Jim Price
Charles Smith
Craig Smith
Josh Smith
Robert Smith
Maalik Wayns

6
Bobby Brown
Jason Hart
DeAndre Jordan
Troy Hudson
Jim McMillian
Charles "Bo" Outlaw

7
Kenny Anderson
Gary Brokaw
Michael Brooks
Emmette Bryant
Lester Conner
Harold Fox
Luke Jackson
Darius Morris
Lamond Murray
Lamar Odom
Vladimir Radmanovic
Bobby Smith
Duane Washington

8
Isaac Austin
Marvin Barnes
Jaren Jackson
Marques Johnson
Yaroslav Korolev
Tharon Mayes
Hank McDowell
Jamario Moon
Tyrone Nesby
Nate Robinson
Brian Skinner
Hedo Turkoglu
Bob Weiss
Brian Williams

9
Rick Brunson
Jared Cunningham
Jared Dudley
Franklin Edwards
Herm Gilliam
DeAndre Jordan
Kevin Loder
Randy Livingston
Tony Massenburg
Pablo Prigioni
Randy Smith
Trey Thompkins
Linton Townes

10
Don Adams
Will Conroy
Charlie Criss
Dan Dickau
Howard Eisley
Eric Gordon
Spencer Hawes
Larry Johnson
Norm Nixon
Ken Norman
Duane Washington

11
Earl Boykins
Jamal Crawford
Winston Garland
Dick Garrett
Bob McAdoo
Connie Norman
Zeljko Rebraca
Phil Smith
Andre Turner
Stojko Vrankovic
Chuck Williams
Nick Young

12
Eric Bledsoe
Torgeir Bryn
Winston Garland
Jim Les
Ted McClain
Lowes Moore
Dwayne Polee
Claude Terry
Al Thornton
Jim Washington
Nick Weatherspoon

13
Mike Davis
John Douglas
Mark Jackson
Quinton Ross
Ekpe Udoh
Willie Warren
Bryan Warrick
Dave Wohl

14
William Averitt
Ken Charles
Chris Douglas-Roberts
Predrag Drobnjak
Franklin Edwards
Mike Glenn
Lionel Hollins
Lester Hudson
Shaun Livingston
Carlton McKinney
John Neumann
Michael Phelps
Eldrige Recasner
Charles Smith
Brian Taylor
Randy Woods

15
Henry Bibby
Jim Brogan
Steve Burtt
Freddie Crawford
Ernie DiGregorio
Ryan Gomes
Ryan Hollins
Geoff Huston
Darrick Martin
Jeff Martin
James Singleton
Hedo Turkoglu
Rory White
Darnell Valentine

16
Wang Zhizhi

17
Nate Bowman
Tony Brown
Courtney Fortson

18
Derek Smith
Sasha Vujacic

19
Sam Cassell
Cedric Maxwell

20
Quintin Dailey
Sherman Douglas
Nick Fazekas
Dick Garrett
Steve Harris
Marko Jaric
Ozell Jones
Greg Kelser
Moses Malone
Steve Novak
Alvin Williams
Freeman Williams

21
Doug Christie
Lanard Copeland
Dick Gibbs
Solomon Jones
Mike Macaluso
Darius Miles
John Neumann
Josh Powell
Kareem Rush
Malik Sealy
Bobby Simmons
Jim Thomas
Ronny Turiaf
Sidney Wicks
Michael Wiley
Dominique Wilkins
Danny Young

ALL-TIME JERSEY NUMBERS

22
Matt Barnes
Mario Bennett
Tom Chambers
Branden Dawson
Larry Drew
LeRon Ellis
Tom Garrick
Gus Gerard
Willie Jones
Brevin Knight
Steve Kuberski
Don May
Clyde Mayes
Boniface Ndong
Kirk Penney
Stan Pietkiewicz
Paul Ruffner
Von Wafer
Rory White

23
Joe "Jelly Bean" Bryant
Marcus Camby
Joe Cooper
Gary Grant
Willie Jones
Travis Leslie
Ruben Patterson
Maurice Taylor

24
Pete Chilcutt
Terry Dehere
Richie Frahm
World B. Free
Gar Heard
Armond Hill
Craig Hodges
Wil Jones
Andre Miller
Doug Overton
Pooh Richardson
Joe Wolf

25
Reggie Bullock
Mardy Collins
Earl Cureton
Zendon Hamilton
Bill Hosket
Billy Knight
Mike Lynn
Danny Manning
Ed Odom
Ricky Pierce
Jim Price
Austin Rivers
Glenn "Doc" Rivers
Alex Stivrins
Logan Vander Velden
Mo Williams

26
Richard Manning
James Robinson

27
Marvin Barnes
Bill Hewitt
Mike Silliman
Elmore Spencer

30
Anthony Avent
Bob Carrington
Franklin Edwards
Harold Ellis
Reggie Evans
Jim Garvin
Bobby Gross
Bo Kimble
Kerry Kittles
Billy McKinney
Olden Polynice
Wally Rank
Jim Smith
Derek Strong
C.J. Wilcox

31
Brent Barry
Wallace Bryant
Jarron Collins
Marty Conlon
Ricky Davis
Steffond Johnson
Dahntay Jones
Swen Nater
Eric White

32
Mark Aguirre
Richard Anderson
Bob Bigelow
James Collins
Tremaine Fowlkes
Blake Griffin
Fred Hilton
Greg Kite
David Rivers
Brian Skinner
Bill Walton
Bill Willoughby

33
Keith Closs, Jr.
Earl Cureton
Danny Granger
Grant Hill
Henry James
Antawn Jamison
Wesley Johnson
Mikki Moore
Ken Norman
Dwayne Schintzius
Trey Thompkins
Jerome Whitehead
George Wilson

34
Vin Baker
Brian Cook
Terry Cummings
Willie Green
Bernie Harris
Rock Lee
Josh Moore
Mamadou N'Diaye
Michael Olowokandi
Travis Outlaw
Elliot Perry
Paul Pierce
Tony Price
Cheikh Samb
John Shumate
Aaron Williams
John Williams
Reggie Williams

35
Zaid Abdul-Aziz
Richard Anderson
Chris Kaman
Dave Popson
DaJuan Summers
Loy Vaught
Cornell Warner

36
Chris Engler

38
Jeff Cross
Dale Wilkinson

40
Jerry Chambers
Paul Davis
James Donaldson
John Gianelli
Antonio Harvey
Harold Jameson
Kurt Nimphius
John Olive
Eddie Owens

41
Etdrick Bohannon
Harvey Catchings
Jim Kempton
Glen Rice

42
M. Abdul-Rahman
(Walt Hazzard)
Elton Brand
Harvey Catchings
Ron Davis
Jack Marin
Bob Martin
Jay Murphy
Eric Riley
Rob Rose
Kermit Washington
Kevin Williams
Mike Woodson
Michael Young

43
Claude Gregory
Kevin Kunnert
Greg Lee
Larry McNeil
Tod Murphy

44
Cedric Ball
Michael Cage
JamesOn Curry
Adrian Dantley
Bob Kauffman
Kevin Kunnert
Rob Lock
Jim McDaniels
Cherokee Parks
David Rivers

45
Cole Aldrich
Greg Butler
Rasual Butler
Norris Coleman
Kaniel Dickens
John Hummer
Scott Lloyd
Charles "Bo" Outlaw
Dave Popson
Sean Rooks

46
Jay Murphy

50
Ike Diogu
Matt Fish
Corey Maggette
Richard Manning
Zach Randolph

51
Ken Bannister
Martin Nessley
Barry Sumpter
Keith Tower

52
George Johnson
Tom McMillen
Eric Piatkowski
Mike Smrek
Jamaal Wilkes

53
James Edwards
Stanley Roberts

54
Jeff Cross
Obinna Ekezie
Kenny Fields
Rodney Rogers
Dale Schlueter
Charles Smith
Chris Wilcox

55
Kiki Vandeweghe
Lorenzen Wright

Bold *indicates current Clippers*

TEAM HISTORY

SEASON-BY-SEASON

MINUTES PLAYED		G	TOT	AVG
2014-15	Chris Paul	82	2857	34.8
2013-14	DeAndre Jordan	82	2,870	35.0
2012-13	Blake Griffin	80	2,598	32.5
2011-12	Blake Griffin	66	2,392	36.2
2010-11	Blake Griffin	82	3,112	38.0
2009-10	Chris Kaman	76	2,608	34.3
2008-09	Eric Gordon	78	2,677	34.3
2007-08	Cuttino Mobley	77	2,702	35.1
2006-07	Elton Brand	80	3,077	38.5
2005-06	Elton Brand	79	3,099	39.2
2004-05	Elton Brand	81	3,001	37.0
2003-04	Elton Brand	69	2,670	38.7
2002-03	Andre Miller	80	2,913	36.4
2001-02	Elton Brand	80	3,020	37.8
2000-01	Lamar Odom	76	2,836	37.3
1999-00	Lamar Odom	76	2,767	36.4
1998-99	Maurice Taylor	46	1,505	32.7
1997-98	Lamond Murray	79	2,579	32.6
1996-97	Loy Vaught	82	2,838	34.6
1995-96	Loy Vaught	80	2,966	37.1
1994-95	Loy Vaught	80	2,966	37.1
1993-94	Ron Harper	75	2,856	38.1
1992-93	Mark Jackson	82	3,117	38.0
1991-92	Ron Harper	82	3,144	38.3
1990-91	Charles Smith	74	2,703	36.5
1989-90	Charles Smith	78	2,732	35.0
1988-89	Ken Norman	80	3,020	37.8
1987-88	Michael Cage	72	2,660	36.9
1986-87	Michael Cage	80	2,922	36.5
1985-86	Marques Johnson	75	2,605	34.7
1984-85	Norm Nixon	81	2,894	35.7
1983-84	Norm Nixon	82	3,053	37.2
1982-83	Tom Chambers	79	2,665	33.7
1981-82	Michael Brooks	82	2,750	33.5
1980-81	Swen Nater	82	2,809	34.3
1979-80	Swen Nater	82	2,809	35.3
1978-79	Randy Smith	82	3,111	37.9
1977-78	Randy Smith	82	3,314	40.4
1976-77	Randy Smith	82	3,094	37.7
1975-76	Bob McAdoo	78	3,328	42.7
1974-75	Bob McAdoo	82	***3,539***	***43.2***
1973-74	Jim McMillian	82	3,322	40.5
1972-73	Bob Kauffman	77	3,049	39.6
1971-72	Bob Kauffman	77	3,205	41.6
1970-71	Bob Kauffman	78	2,778	35.6

SCORING AVERAGE		G	PTS	AVG	
2014-15	Blake Griffin	67	1469	21.9	(8)
2013-14	Blake Griffin	80	1,930	24.1	
2012-13	Blake Griffin	80	1,440	18.0	
2011-12	Blake Griffin	66	1,368	20.7	
2010-11	Blake Griffin	82	1,845	22.5	
2009-10	Chris Kaman	76	1,408	18.5	
2008-09	Zach Randolph	50	1,041	20.8	
2007-08	Corey Maggette	70	1,547	22.1	
2006-07	Elton Brand	80	1,642	20.5	
2005-06	Elton Brand	79	1,953	24.7	
2004-05	Corey Maggette	66	1,464	22.2	
2003-04	Corey Maggette	73	1,508	20.7	
2002-03	Elton Brand	62	1,146	18.5	
2001-02	Elton Brand	80	1,453	18.2	
2000-01	Lamar Odom	76	1,304	17.2	
1999-00	Lamar Odom	76	1,259	16.6	
1998-99	Maurice Taylor	46	773	16.8	
1997-98	Lamond Murray	79	1,220	15.4	
1996-97	Loy Vaught	82	1,220	14.9	
1995-96	Loy Vaught	80	1,298	16.2	
1994-95	Loy Vaught	80	1,401	17.5	
1993-94	Ron Harper	75	1,508	20.1	
1992-93	Danny Manning	79	1,800	22.8	(10)
1991-92	Danny Manning	82	1,579	19.3	
1990-91	Charles Smith	74	1,480	20.0	
1989-90	Charles Smith	78	1,645	21.1	
1988-89	Ken Norman	80	1,450	18.1	
1987-88	Mike Woodson	80	1,438	18.0	
1986-87	Mike Woodson	74	1,262	17.1	
1985-86	Marques Johnson	75	1,525	20.3	
1984-85	Derek Smith	80	1,767	22.1	
1983-84	Terry Cummings	81	1,854	22.9	(9)
1982-83	Terry Cummings	70	1,660	23.7	(10)
1981-82	Tom Chambers	81	1,392	17.2	
1980-81	Freeman Williams	82	1,585	19.3	
1979-80	World B. Free	68	2,055	30.2	(2)
1978-79	World B. Free	78	2,244	28.8	(2)
1977-78	Randy Smith	82	2,021	24.6	(7)
1976-77	Randy Smith	82	1,698	20.7	
1975-76	Bob McAdoo	78	2,427	31.1	(1)
1974-75	Bob McAdoo	82	***2,831***	***34.5***	(1)
1973-74	Bob McAdoo	74	2,261	30.6	(1)
1972-73	Elmore Smith	76	1,388	18.3	
1971-72	Bob Kauffman	77	1,457	18.9	
1970-71	Bob Kauffman	78	1,591	20.4	

FIELD GOALS MADE		G	FGM	AVG	
2014-15	Blake Griffin	67	574	(5)	8.6
2013-14	Blake Griffin	80	718		9.0
2012-13	Blake Griffin	80	577		7.2
2011-12	Blake Griffin	66	561		8.5
2010-11	Blake Griffin	82	696		8.5
2009-10	Chris Kaman	76	589		7.7
2008-09	Al Thornton	71	469		6.6
2007-08	Corey Maggette	70	458		6.5
2006-07	Elton Brand	80	645		8.0
2005-06	Elton Brand	79	756	(4)	9.6
2004-05	Elton Brand	81	629		7.8
2003-04	Elton Brand	69	484		7.0
2002-03	Elton Brand	62	451		7.3
2001-02	Elton Brand	80	532		6.7
2000-01	Lamar Odom	76	481		6.3
1999-00	Maurice Taylor	62	458		7.4
1998-99	Maurice Taylor	46	311		6.8
1997-98	Lamond Murray	79	473		6.0
1996-97	Loy Vaught	82	542		6.6
1995-96	Loy Vaught	80	571		7.1
1994-95	Loy Vaught	80	609		7.6
1993-94	Ron Harper	75	569		7.6
1992-93	Danny Manning	79	702		8.9
1991-92	Danny Manning	82	650		7.9
1990-91	Charles Smith	74	548		7.4
1989-90	Charles Smith	78	595		7.6
1988-89	Ken Norman	80	638		8.0
1987-88	Mike Woodson	80	562		7.0
1986-87	Mike Woodson	74	494		6.7
1985-86	Marques Johnson	75	613		8.2
1984-85	Derek Smith	80	682		8.5
1983-84	Terry Cummings	81	737		9.1
1982-83	Terry Cummings	70	684		9.8
1981-82	Tom Chambers	81	554		6.8
1980-81	Freeman Williams	82	642		7.9
1979-80	World B. Free	68	737		10.8
1978-79	World B. Free	78	795		10.2
1977-78	Randy Smith	82	789		9.6
1976-77	Randy Smith	82	702		8.6
1975-76	Bob McAdoo	78	934		12.0
1974-75	Bob McAdoo	82	***1,095***		***13.4***
1973-74	Bob McAdoo	74	901		12.2
1972-73	Elmore Smith	76	600		7.9
1971-72	Elmore Smith	78	579		7.4
1970-71	Don May	76	629		8.3

SEASON-BY-SEASON

FIELD GOAL ATTEMPTS		G	FGA	AVG
2014-15	Chris Paul	82	1170	14.3
2013-14	Blake Griffin	80	1359	17.0
2012-13	Blake Griffin	80	1072	13.4
2011-12	Blake Griffin	66	1,022	15.4
2010-11	Blake Griffin	82	1,376	16.8
2009-10	Chris Kaman	76	1,202	15.8
2008-09	Al Thornton	71	1,051	14.8
2007-08	Corey Maggette	70	1,000	14.3
2006-07	Elton Brand	80	1,211	15.1
2005-06	Elton Brand	79	1,435	18.2
2004-05	Elton Brand	81	1,251	15.4
2003-04	Quentin Richardson	65	1,068	16.4
2002-03	Andre Miller	80	928	11.6
2001-02	Jeff McInnis	81	1,121	13.8
2000-01	Lamar Odom	76	1,046	13.8
1999-00	Lamar Odom	76	1,024	13.5
1998-99	Maurice Taylor	46	675	14.7
1997-98	Lamond Murray	79	984	12.5
1996-97	Loy Vaught	82	1,084	13.2
1995-96	Loy Vaught	80	1,087	13.6
1994-95	Loy Vaught	80	1,185	14.8
1993-94	Ron Harper	75	1,335	17.8
1992-93	Danny Manning	79	1,379	17.5
1991-92	Ron Harper	82	1,292	15.8
1990-91	Charles Smith	74	1,168	15.8
1989-90	Charles Smith	78	1,145	14.7
1988-89	Ken Norman	80	1,271	15.9
1987-88	Mike Woodson	80	1,263	15.8
1986-87	Mike Woodson	74	1,130	15.3
1985-86	Marques Johnson	75	1,201	16.0
1984-85	Derek Smith	80	1,271	15.9
1983-84	Terry Cummings	81	1,491	18.4
1982-83	Terry Cummings	70	1,309	18.7
1981-82	Michael Brooks	82	1,066	12.9
1980-81	Freeman Williams	82	1,381	16.8
1979-80	World B. Free	68	1,556	22.9
1978-79	World B. Free	78	1,653	21.2
1977-78	Randy Smith	82	1,697	20.7
1976-77	Randy Smith	82	1,504	18.3
1975-76	Bob McAdoo	78	1,918	24.6
1974-75	Bob McAdoo	82	***2,138***	***26.1***
1973-74	Bob McAdoo	74	1,647	22.3
1972-73	Bob McAdoo	80	1,293	16.2
1971-72	Elmore Smith	78	1,275	16.3
1970-71	Don May	76	1,336	17.6

FIELD GOAL PERCENTAGE		FGM	FGA	PCT	
(Min. 300 made)					
2014-15	DeAndre Jordan	379	534	***.710***	(1)
2013-14	DeAndre Jordan	348	515	.676	
2012-13	DeAndre Jordan	314	488	.643	
2011-12	Blake Griffin	561	1,022	.549	
2010-11	Blake Griffin	696	1,376	.506	
2009-10	Chris Kaman	589	1,202	.490	
2008-09	Zach Randolph	415	873	.475	
2007-08	Chris Kaman	338	700	.483	
2006-07	Elton Brand	645	1,211	.533	
2005-06	Elton Brand	756	1,435	.527	(7)
2004-05	Elton Brand	629	1,251	.503	
2003-04	Elton Brand	484	982	.493	
2002-03	Elton Brand	451	899	.502	
2001-02	Elton Brand	532	1,010	.527	(2)
2000-01	Darius Miles	318	630	.505	(6)
1999-00	Maurice Taylor	458	988	.464	
1998-99	Maurice Taylor	311	675	.461	
1997-98	Lamond Murray	473	984	.481	
1996-97	Loy Vaught	542	1,084	.500	
1995-96	Brian Williams	416	766	.543	(8)
1994-95	Loy Vaught	609	1,185	.514	
1993-94	Loy Vaught	373	695	.537	(6)
1992-93	Stanley Roberts	375	711	.527	
1991-92	Danny Manning	650	1,199	.542	(8)
1990-91	Danny Manning	470	905	.519	
1989-90	Danny Manning	440	826	.533	
1988-89	Benoit Benjamin	491	907	.541	(8)
1987-88	Benoit Benjamin	340	693	.491	
1986-87	Michael Cage	457	878	.521	
1985-86	Rory White	355	684	.519	
1984-85	James Donaldson	351	551	.637	(1)
1983-84	James Donaldson	360	604	.596	(2)
1982-83	Terry Cummings	684	1,309	.523	
1981-82	Jerome Whitehead	406	726	.559	
1980-81	Swen Nater	517	935	.553	(9)
1979-80	Swen Nater	443	799	.554	(7)
1978-79	Swen Nater	357	627	.569	(5)
1977-78	Swen Nater	501	994	.504	
1976-77	Adrian Dantley	544	1,046	.520	
1975-76	Jim McMillian	492	918	.536	(3)
1974-75	Bob McAdoo	***1,095***	***2,138***	.512	(5)
1973-74	Bob McAdoo	901	1,647	.547	(1)
1972-73	Bob Kauffman	535	1,059	.505	(9)
1971-72	Bob Kauffman	558	1,123	.497	
1970-71	Don May	629	1,336	.471	
	Bob Kauffman	616	1,309	.471	

FREE THROWS MADE		G	FTM	AVG	
2014-15	Blake Griffin	67	311	4.6	(10)
2013-14	Blake Griffin	80	482	6.0	
2012-13	Chris Paul	70	286	4.1	
2011-12	Chris Paul	60	260	4.3	
2010-11	Blake Griffin	82	446	5.4	
2009-10	Baron Davis	75	239	3.2	
2008-09	Eric Gordon	78	299	3.8	
2007-08	Corey Maggette	70	553	7.9	
2006-07	Corey Maggette	75	519	6.9	
2005-06	Elton Brand	79	440	5.6	
2004-05	Corey Maggette	66	563	***8.5***	(5)
2003-04	Corey Maggette	73	526	7.2	(1)
2002-03	Corey Maggette	64	325	5.1	
2001-02	Elton Brand	80	389	4.9	
2000-01	Lamar Odom	76	262	3.4	
1999-00	Lamar Odom	76	302	4.0	
1998-99	Maurice Taylor	46	150	3.3	
1997-98	Rodney Rogers	76	225	3.0	
1996-97	Malik Sealy	80	254	3.2	
1995-96	Terry Dehere	82	247	3.0	
1994-95	Terry Dehere	80	229	2.9	
1993-94	Ron Harper	75	299	4.0	
1992-93	Danny Manning	79	388	4.9	
1991-92	Ron Harper	82	293	3.6	
1990-91	Charles Smith	74	384	5.2	
1989-90	Charles Smith	78	454	5.8	
1988-89	Benoit Benjamin	79	317	4.0	
1987-88	Michael Cage	72	326	4.5	
1986-87	Michael Cage	80	341	4.3	
1985-86	Cedric Maxwell	76	447	5.9	
1984-85	Derek Smith	80	400	5.0	
1983-84	Terry Cummings	81	380	4.7	
1982-83	Tom Chambers	79	353	4.5	
1981-82	Tom Chambers	81	284	3.5	
1980-81	Freeman Williams	82	253	3.1	
1979-80	World B. Free	68	572	8.4	
1978-79	World B. Free	78	***654***	8.4	
1977-78	Randy Smith	82	443	5.4	
1976-77	Adrian Dantley	77	476	6.2	
1975-76	Bob McAdoo	78	559	7.2	
1974-75	Bob McAdoo	82	641	7.8	
1973-74	Bob McAdoo	74	459	6.2	
1972-73	Bob Kauffman	77	280	3.6	
1971-72	Bob Kauffman	77	341	4.4	
1970-71	Bob Kauffman	78	359	4.6	

TEAM HISTORY

SEASON-BY-SEASON

FREE THROW ATTEMPTS		G	FTA	AVG	
2014-15	DeAndre Jordan	82	471	5.7	
2013-14	Blake Griffin	80	674	8.4	
2012-13	Blake Griffin	80	426	5.3	
2011-12	Blake Griffin	66	468	7.1	
2010-11	Blake Griffin	82	695	8.5	
2009-10	Chris Kaman	76	307	4.0	
2008-09	Eric Gordon	78	350	4.5	
2007-08	Corey Maggette	70	681	9.7	
2006-07	Corey Maggette	75	633	8.4	
2005-06	Elton Brand	79	568	7.2	
2004-05	Corey Maggette	66	657	9.9	(8)
2003-04	Corey Maggette	73	620	8.5	(3)
2002-03	Corey Maggette	64	405	6.3	
2001-02	Elton Brand	80	524	6.6	
2000-01	Lamar Odom	76	386	5.1	
1999-00	Lamar Odom	76	420	5.5	
1998-99	Maurice Taylor	46	206	4.5	
1997-98	Rodney Rogers	76	328	4.3	
1996-97	Malik Sealy	80	290	3.6	
1995-96	Terry Dehere	82	327	4.0	
1994-95	Terry Dehere	80	292	3.7	
1993-94	Ron Harper	75	418	5.6	
1992-93	Danny Manning	79	484	6.1	
1991-92	Ron Harper	82	398	4.9	
1990-91	Charles Smith	74	484	6.5	
1989-90	Charles Smith	78	572	7.3	
1988-89	Benoit Benjamin	79	426	5.4	
1987-88	Michael Cage	72	474	6.6	
1986-87	Michael Cage	80	467	5.8	
1985-86	Cedric Maxwell	76	562	7.4	
1984-85	Derek Smith	80	504	6.3	
1983-84	Terry Cummings	81	528	6.5	
1982-83	Tom Chambers	79	488	6.2	
1981-82	Tom Chambers	81	458	5.7	
1980-81	Michael Brooks	82	320	3.9	
1979-80	World B. Free	68	760	***11.2***	
1978-79	World B. Free	78	***865***	11.1	
1977-78	Randy Smith	82	554	6.8	
1976-77	Adrian Dantley	77	582	7.6	
1975-76	Bob McAdoo	78	734	9.4	
1974-75	Bob McAdoo	82	796	9.7	
1973-74	Bob McAdoo	74	579	7.8	
1972-73	Bob Kauffman	77	359	4.7	
1971-72	Bob Kauffman	77	429	5.6	
1970-71	Bob Kauffman	78	485	6.2	

FREE THROW PERCENTAGE		FTM	FTA	PCT	
(Min. 125 made)					
2014-15	J.J. Redick	183	203	.901	(3)
2014-15	Jamal Crawford	227	252	.901	(4)
2013-14	Jamal Crawford	279	322	.866	
2012-13	Chris Paul	286	323	.885	
2011-12	Chris Paul	260	302	.861	
2010-11	Randy Foye	133	149	.893	(6)
2009-10	Baron Davis	239	291	.821	
2008-09	Eric Gordon	299	350	.854	
2007-08	Cuttino Mobley	163	199	.819	
2006-07	Sam Cassell	160	182	.879	
2005-06	Sam Cassell	289	335	.863	
2004-05	Corey Maggette	***563***	***657***	.857	
2003-04	Corey Maggette	526	620	.848	
2002-03	Corey Maggette	325	405	.802	
2001-02	Jeff McInnis	183	219	.836	
2000-01	Eric Piatkowski	158	181	.873	(9)
1999-00	Derek Anderson	271	309	.877	(8)
1998-99	Eric Piatkowski	88	102	.863	(10)
1997-98	Darrick Martin	184	217	.848	
1996-97	Malik Sealy	254	290	.876	(7)
1995-96	Malik Sealy	147	184	.799	
1994-95	Terry Dehere	229	292	.784	
1993-94	Dominique Wilkins	167	200	.835	
1992-93	Mark Jackson	241	300	.803	
1991-92	Glenn "Doc" Rivers	163	196	.832	
1990-91	Charles Smith	384	484	.793	
1989-90	Ron Harper	151	190	.795	
1988-89	Quintin Dailey	217	286	.759	
1987-88	Mike Woodson	296	341	.868	
1986-87	Larry Drew	139	166	.837	
1985-86	Franklin Edwards	132	151	.874	(6)
1984-85	Junior Bridgeman	181	206	.879	(7)
1983-84	Ricky Pierce	149	173	.861	(5)
1982-83	Tom Chambers	353	488	.723	
1981-82	Joe Bryant	194	247	.785	
1980-81	Freeman Williams	253	297	.852	
1979-80	Freeman Williams	194	238	.815	
1978-79	Randy Smith	292	359	.813	
1977-78	Larry McNeil	130	156	.833	
1976-77	Ernie DiGregorio	138	146	***.945***	(1)
1975-76	Jim McMillian	188	219	.858	(8)
1974-75	Jack Marin	193	222	.869	(8)
1973-74	Ernie DiGregorio	174	193	.902	(1)
1972-73	Bob Kauffman	280	359	.780	
1971-72	Dick Garrett	136	157	.866	
1970-71	Dick Garrett	218	251	.869	

3-POINT FG MADE		G	3FGM	AVG	
2014-15	J.J. Redick	78	***200***	***2.6***	***(6)***
2013-14	Jamal Crawford	69	161	2.3	
2012-13	Jamal Crawford	76	149	2.0	
2011-12	Randy Foye	65	127	1.95	
2010-11	Eric Gordon	56	106	1.89	
2009-10	Rasual Butler	82	145	1.77	
2008-09	Eric Gordon	78	131	1.67	
2007-08	Tim Thomas	63	83	1.31	
2006-07	Tim Thomas	76	136	1.79	
2005-06	Cuttino Mobley	79	83	1.05	
2004-05	Marko Jaric	50	56	1.12	
2003-04	Quentin Richardson	65	120	*1.85*	
2002-03	Eric Piatkowski	62	80	1.29	
2001-02	Quentin Richardson	81	133	1.64	
2000-01	Eric Piatkowski	81	120	1.48	
1999-00	Tyrone Nesby	73	94	1.29	
1998-99	Eric Piatkowski	49	65	1.33	
1997-98	Darrick Martin	82	107	1.30	
1996-97	Darrick Martin	82	91	1.11	
1995-96	Terry Dehere	82	139	1.70	
1994-95	Pooh Richardson	80	87	1.09	
1993-94	Ron Harper	75	71	0.94	
1992-93	Ron Harper	80	52	0.65	
1991-92	Ron Harper	82	64	0.78	
1990-91	Ron Harper	39	48	1.23	
1989-90	Ron Harper	28	13	0.46	
1988-89	Reggie Williams	63	30	0.48	
1987-88	Larry Drew	74	26	0.35	
1986-87	Mike Woodson	74	34	0.46	
1985-86	Norm Nixon	67	42	0.63	
1984-85	Norm Nixon	81	33	0.41	
1983-84	Norm Nixon	82	11	0.13	
1982-83	Craig Hodges	76	20	0.26	
1981-82	Freeman Williams	37	24	0.65	
1980-81	Freeman Williams	82	48	0.59	
1979-80	Brian Taylor	78	90	1.15	

3-POINT FG ATTEMPTS		G	3FGA	AVG
2014-15	J.J. Redick	78	***458***	5.9
2013-14	Jamal Crawford	69	446	6.5
2102-13	Jamal Crawford	76	396	5.2
2011-12	Randy Foye	65	329	5.06
2010-11	Eric Gordon	56	291	5.20
2009-10	Rasual Butler	82	432	5.27
2008-09	Eric Gordon	78	337	4.32
2007-08	Tim Thomas	63	271	4.30
2006-07	Tim Thomas	76	356	4.68
2005-06	Cuttino Mobley	79	245	3.10
2004-05	Corey Maggette	66	168	2.54
2003-04	Quentin Richardson	65	341	5.20
2002-03	Eric Piatkowski	62	201	3.24
2001-02	Quentin Richardson	81	349	4.31
2000-01	Eric Piatkowski	81	297	3.67
1999-00	Tyrone Nesby	73	281	3.85
1998-99	Eric Piatkowski	49	165	3.36
1997-98	Darrick Martin	82	293	3.57
1996-97	Darrick Martin	82	234	2.85
1995-96	Terry Dehere	82	316	3.85
1994-95	Pooh Richardson	80	244	3.05
1993-94	Ron Harper	75	236	3.15
1992-93	Ron Harper	80	186	2.33
1991-92	Ron Harper	82	211	2.57
1990-91	Ron Harper	39	148	3.79
1989-90	Ron Harper	28	46	1.64
1988-89	Reggie Williams	63	104	1.65
1987-88	Larry Drew	74	90	1.21
1986-87	Mike Woodson	74	123	1.66
1985-86	Norm Nixon	67	121	1.81
1984-85	Norm Nixon	81	99	1.22
1983-84	Craig Hodges	76	46	0.61
	Norm Nixon	82	46	0.56
1982-83	Craig Hodges	76	90	1.18
1981-82	Freeman Williams	37	74	2.00
1980-81	Freeman Williams	82	141	1.72
1979-80	Brian Taylor	78	239	3.06

3-POINT FG PERCENTAGE		3FGM	3FGA	PCT	
(Min. 20 made)					
2014-15	J.J. Redick	***200***	***458***	.437	(5)
2013-14	Hedo Turkoglu	22	50	.400	
2012-13	Willie Green	71	166	.428	
2010-11	Brian Cook	34	89	.430	
2009-10	Steve Blake	38	87	.437	
2008-09	Steve Novak	119	286	.416	
2007-08	Corey Maggette	78	203	.384	
2006-07	Cuttino Mobley	101	246	.411	
2005-06	Vladimir Radmanovic	66	158	.418	
2004-05	Bobby Simmons	50	115	.435	
2003-04	Eddie House	51	136	.375	
2002-03	Eric Piatkowski	80	201	.398	
2001-02	Eric Piatkowski	111	238	***.466***	(3)
2000-01	Eric Piatkowski	120	297	.404	
1999-00	Eric Piatkowski	93	243	.383	
1998-99	Eric Piatkowski	65	165	.394	
1997-98	Eric Piatkowski	106	259	.409	
1996-97	Eric Piatkowski	51	120	.425	
1995-96	Terry Dehere	139	316	.440	(8)
1994-95	Eric Piatkowski	74	198	.374	
1993-94	Terry Dehere	23	57	.404	
1992-93	Ron Harper	52	186	.280	
1991-92	Danny Young	20	60	.333	
1990-91	Ron Harper	48	148	.324	
1989-90	Ron Harper	#13	46	.283	
1988-89	Reggie Williams	30	104	.288	
1987-88	Larry Drew	26	90	.289	
1986-87	Mike Woodson	34	123	.276	
1985-86	Norm Nixon	42	121	.347	
1984-85	Norm Nixon	33	99	.333	
1983-84	Norm Nixon	#11	46	.239	
1982-83	Craig Hodges	20	90	.222	
1981-82	Brian Taylor	23	63	.365	
1980-81	Brian Taylor	44	115	.383	(1)
1979-80	Brian Taylor	90	239	.377	(5)

Min. (20) not made

ASSISTS		G	AST	AVG	
2014-15	Chris Paul	82	838	10.2	(1)
2013-14	Chris Paul	62	663	10.7	
2012-13	Chris Paul	70	678	9.7	(2)
2011-12	Chris Paul	60	543	9.1	
2010-11	Blake Griffin	82	312	3.8	
2009-10	Baron Davis	75	598	8.0	
2008-09	Baron Davis	65	501	7.7	
2007-08	Brevin Knight	74	328	4.4	
2006-07	Shaun Livingston	54	274	5.1	
2005-06	Sam Cassell	78	491	6.3	
2004-05	Marko Jaric	50	303	6.1	
2003-04	Marko Jaric	58	281	4.8	
2002-03	Andre Miller	80	537	6.7	
2001-02	Jeff McInnis	81	500	6.2	
2000-01	Jeff McInnis	81	447	5.5	
1999-00	Lamar Odom	76	317	4.2	
1998-99	Sherman Douglas	30	124	4.1	
1997-98	Darrick Martin	82	331	4.0	
1996-97	Darrick Martin	82	339	4.1	
1995-96	Terry Dehere	82	350	4.3	
1994-95	Pooh Richardson	80	632	7.9	(8)
1993-94	Mark Jackson	79	678	8.6	(8)
1992-93	Mark Jackson	82	724	8.8	(4)
1991-92	Gary Grant	78	538	6.9	
1990-91	Gary Grant	68	587	8.6	(8)
1989-90	Gary Grant	44	442	10.0	(5)
1988-89	Gary Grant	71	506	7.1	
1987-88	Larry Drew	74	383	5.2	
1986-87	Darnell Valentine	65	447	6.9	
1985-86	Norm Nixon	67	576	8.6	(8)
1984-85	Norm Nixon	81	711	8.8	(4)
1983-84	Norm Nixon	82	***914***	***11.1***	(3)
1982-83	Lionel Hollins	56	373	6.7	
1981-82	Michael Brooks	82	236	2.9	
1980-81	Brian Taylor	80	440	5.5	
1979-80	Brian Taylor	78	335	4.3	
1978-79	Randy Smith	82	395	4.8	
1977-78	Randy Smith	82	458	5.6	(8)
1976-77	Randy Smith	82	441	5.4	
1975-76	Randy Smith	82	484	5.9	(7)
1974-75	Randy Smith	82	534	6.5	(4)
1973-74	Ernie DiGregorio	81	663	8.2	(1)
1972-73	Randy Smith	82	422	5.1	
1971-72	Walt Hazzard	72	406	5.6	(10)
1970-71	Bob Kauffman	78	354	4.5	

OFFENSIVE REBOUNDS		G	OR	AVG	
2014-15	DeAndre Jordan	82	***397***	4.8	(2)
2013-14	DeAndre Jordan	82	331	4.0	
2012-13	DeAndre Jordan	82	210	2.6	
2011-12	Blake Griffin	66	218	3.3	
2010-11	Blake Griffin	82	270	3.3	(7)
2009-10	Chris Kaman	76	184	2.4	
2008-09	Marcus Camby	62	161	2.6	
2007-08	Chris Kaman	56	173	3.1	
2006-07	Elton Brand	80	268	3.4	
2005-06	Elton Brand	79	236 (9)	3.0	(8)
2004-05	Elton Brand	81	296	3.7	(4)
2003-04	Elton Brand	69	269	3.9	(3)
2002-03	Elton Brand	62	283	4.6	(1)
2001-02	Elton Brand	80	396	5.0	(1)
2000-01	Michael Olowokandi	82	168	2.0	
1999-00	Michael Olowokandi	80	194	2.4	
1998-99	Lorenzen Wright	48	142	3.0	
1997-98	Lorenzen Wright	69	180	2.6	
1996-97	Loy Vaught	82	222	2.7	
1995-96	Loy Vaught	80	204	2.6	
1994-95	Loy Vaught	80	261	3.3	
1993-94	Loy Vaught	75	218	2.9	
1992-93	Ken Norman	76	209	2.8	

SEASON-BY-SEASON

1991-92	Danny Manning	82	229	2.8
1990-91	Charles Smith	74	216	2.9
1989-90	Charles Smith	78	177	2.3
1988-89	Ken Norman	80	245	3.1
1987-88	Michael Cage	72	371	***5.2***
1986-87	Michael Cage	80	354	4.4
1985-86	Cedric Maxwell	76	241	3.2
1984-85	Marques Johnson	72	188	2.6
1983-84	Terry Cummings	81	323	4.0
1982-83	Terry Cummings	70	303	4.3
1981-82	Jerome Whitehead	72	231	3.2
1980-81	Swen Nater	82	295	3.6
1979-80	Swen Nater	81	352	4.4
1978-79	Kermit Washington	82	296	3.6
1977-78	Swen Nater	78	278	3.6
1976-77	Adrian Dantley	77	251	3.3
1975-76	Bob McAdoo	78	241	3.1
1974-75	Bob McAdoo	82	307	3.7
1973-74	Bob McAdoo	74	281	3.8
1972-73	N/A			
1971-72	N/A			
1970-71	N/A			

DEFENSIVE REBOUNDS		G	DR	AVG	
2014-15	DeAndre Jordan	82	829	10.1	(1)
2013-14	DeAndre Jordan	82	783	9.5	
2012-13	Blake Griffin	80	476	6.0	
2011-12	Blake Griffin	66	499	7.6	
2010-11	Blake Griffin	82	719	8.8	(3)
2009-10	Chris Kaman	76	520	6.8	
2008-09	Marcus Camby	62	529	8.5	
2007-08	Chris Kaman	56	538	9.6	
2006-07	Elton Brand	80	476	6.0	
2005-06	Chris Kaman	78	563	(8) 7.2	
2004-05	Elton Brand	81	474	5.9	
2003-04	Elton Brand	69	445	6.5	
2002-03	Elton Brand	62	420	6.8	
2001-02	Michael Olowokandi	80	547	6.8	
2000-01	Lamar Odom	76	482	6.3	
1999-00	Michael Olowokandi	80	462	5.8	
1998-99	Michael Olowokandi	45	237	5.3	
1997-98	Lorenzen Wright	69	426	6.2	
1996-97	Loy Vaught	82	595	7.3	
1995-96	Loy Vaught	80	604	7.6	
1994-95	Loy Vaught	80	512	6.4	
1993-94	Loy Vaught	75	438	5.8	
1992-93	Ken Norman	76	362	4.8	
1991-92	Loy Vaught	79	352	4.5	
1990-91	Charles Smith	74	392	5.3	
1989-90	Benoit Benjamin	71	501	7.1	
1988-89	Benoit Benjamin	79	532	6.7	
1987-88	Michael Cage	72	567	7.9	
1986-87	Michael Cage	80	568	7.1	
1985-86	Benoit Benjamin	79	439	5.6	
1984-85	James Donaldson	82	500	6.1	
1983-84	James Donaldson	82	484	5.9	
1982-83	Terry Cummings	70	441	6.3	
1981-82	Jerome Whitehead	72	433	6.0	
1980-81	Swen Nater	82	722	8.8	
1979-80	Swen Nater	81	***864***	10.7	
1978-79	Kermit Washington	82	504	6.1	
1977-78	Swen Nater	78	751	9.6	
1976-77	John Shumate	74	538	7.3	
1975-76	Bob McAdoo	78	724	9.3	
1974-75	Bob McAdoo	82	848	10.3	
1973-74	Bob McAdoo	74	836	***11.3***	
1972-73	N/A				
1971-72	N/A				
1970-71	N/A				

TOTAL REBOUNDS		G	REB	AVG	
2014-15	DeAndre Jordan	82	***1,226***	15.0	(1)
2013-14	DeAndre Jordan	82	1114	13.6	
2012-13	Blake Griffin	80	662	8.3	
2011-12	Blake Griffin	66	717	10.9	
2010-11	Blake Griffin	82	989	12.1	(4)
2009-10	Chris Kaman	76	704	9.3	
2008-09	Marcus Camby	62	690	11.1	
2007-08	Chris Kaman	56	711	12.7	
2006-07	Elton Brand	80	744	9.3	
2005-06	Elton Brand	79	790	(6)10.0	(6)
2004-05	Elton Brand	81	770	9.5	
2003-04	Elton Brand	69	714	10.3	
2002-03	Elton Brand	62	703	11.3	
2001-02	Elton Brand	80	925	11.6	(5)
2000-01	Lamar Odom	76	592	7.8	
1999-00	Michael Olowokandi	80	656	8.2	
1998-99	Michael Olowokandi	45	357	7.9	
1997-98	Lorenzen Wright	69	606	8.8	
1996-97	Loy Vaught	82	817	10.0	(8)
1995-96	Loy Vaught	80	808	10.1	(9)
1994-95	Loy Vaught	80	772	9.7	
1993-94	Loy Vaught	75	656	8.7	
1992-93	Ken Norman	76	571	7.5	
1991-92	Olden Polynice	76	536	7.1	
1990-91	Charles Smith	74	608	8.2	
1989-90	Benoit Benjamin	71	657	9.3	
1988-89	Benoit Benjamin	79	696	8.8	
1987-88	Michael Cage	72	938	13.0	(1)
1986-87	Michael Cage	80	922	11.5	(6)
1985-86	Cedric Maxwell	76	624	8.2	
1984-85	Bill Walton	67	600	9.0	
1983-84	Terry Cummings	81	777	9.6	
1982-83	Terry Cummings	70	744	10.6	(10)
1981-82	Jerome Whitehead	72	664	9.2	
1980-81	Swen Nater	82	1,017	12.4	(2)
1979-80	Swen Nater	81	1,216	15.0	(1)
1978-79	Kermit Washington	82	800	9.8	
1977-78	Swen Nater	78	1,029	13.2	(5)
1976-77	John Shumate	74	701	9.5	
1975-76	Bob McAdoo	78	965	12.4	(7)
1974-75	Bob McAdoo	82	1,155	14.1	(4)
1973-74	Bob McAdoo	74	1,117	15.1	(3)
1972-73	Elmore Smith	76	946	12.4	
1971-72	Elmore Smith	78	1,184	***15.2***	(6)
1970-71	Bob Kauffman	78	837	10.7	

STEALS		G	STL	AVG	
2014-15	Chris Paul	82	156	1.90	(5)
2013-14	Chris Paul	62	154	2.5	
2012-13	Chris Paul	70	169	2.4	
2011-12	Chris Paul	60	152	***2.53***	(1)
2010-11	Eric Bledsoe	81	92	1.14	
2009-10	Baron Davis	75	126	1.68	
2008-09	Baron Davis	65	108	1.66	
2007-08	Brevin Knight	74	100	1.35	
2006-07	Cuttino Mobley	78	92	1.18	
2005-06	Cuttino Mobley	79	93	1.18	
2004-05	Bobby Simmons	75	106	1.41	
2003-04	Marko Jaric	58	93	1.60	
2002-03	Andre Miller	80	99	1.24	
2001-02	Elton Brand	80	80	1.00	
2000-01	Jeff McInnis	81	75	0.93	
1999-00	Lamar Odom	76	91	1.20	
1998-99	Tyrone Nesby	50	77	1.54	
1997-98	Lamond Murray	79	118	1.49	
1996-97	Malik Sealy	80	124	1.55	
1995-96	Malik Sealy	62	95	1.35	
1994-95	Pooh Richardson	80	129	1.61	
1993-94	Ron Harper	75	144	1.92	
1992-93	Ron Harper	80	177	2.21	(6)

SEASON-BY-SEASON

1991-92	Ron Harper	82	152	1.85
1990-91	Danny Manning	73	117	1.60
1989-90	Gary Grant	44	108	2.45
1988-89	Gary Grant	71	144	2.03
1987-88	Darnell Valentine	79	122	1.54
1986-87	Darnell Valentine	65	116	1.78
1985-86	Marques Johnson	75	107	1.43
1984-85	Norm Nixon	81	95	1.17
1983-84	Norm Nixon	82	94	1.15
1982-83	Terry Cummings	70	129	1.84
1981-82	Michael Brooks	82	113	1.38
1980-81	Brian Taylor	80	118	1.48
1979-80	Brian Taylor	78	147	1.88
1978-79	Randy Smith	82	177	2.16 (6)
1977-78	Randy Smith	82	172	2.10 (8)
1976-77	Randy Smith	82	176	2.15 (10)
1975-76	Randy Smith	82	153	1.87
1974-75	Randy Smith	82	137	1.67
1973-74	Randy Smith	82	***203***	2.48 (3)
1972-73	N/A			
1971-72	N/A			
1970-71	N/A			

BLOCKED SHOTS		G	BLK	AVG	
2014-15	DeAndre Jordan	82	183	2.2	(4)
2013-14	DeAndre Jordan	82	203	2.5	
2012-13	DeAndre Jordan	82	112	1.4	
2011-12	DeAndre Jordan	66	135	2.05	
2010-11	DeAndre Jordan	80	142	1.78	(10)
2009-10	Marcus Camby	51	199	1.94	
2008-09	Marcus Camby	62	132	2.10	
2007-08	Chris Kaman	56	155	2.77	
2006-07	Elton Brand	80	174	2.24	
2005-06	Elton Brand	79	201	(3)2.54	(5)
2004-05	Elton Brand	81	169	2.09	(9)
2003-04	Elton Brand	69	154	2.23	
2002-03	Elton Brand	62	158	2.55	(2)
2001-02	Elton Brand	80	163	2.04	(10)
2000-01	Darius Miles	81	125	1.54	
1999-00	Michael Olowokandi	80	140	1.75	
1998-99	Michael Olowokandi	45	55	1.22	
1997-98	Lorenzen Wright	69	87	1.28	
1996-97	Charles "Bo" Outlaw	82	142	1.73	
1995-96	Charles "Bo" Outlaw	80	91	1.14	
1994-95	Charles "Bo" Outlaw	81	151	1.86	(9)
1993-94	Elmore Spencer	76	127	1.67	
1992-93	Stanley Roberts	77	141	1.83	
1991-92	Danny Manning	82	122	1.49	
1990-91	Charles Smith	74	145	1.96	
1989-90	Benoit Benjamin	71	187	2.63	(5)
1988-89	Benoit Benjamin	79	221	2.80	(6)
1987-88	Benoit Benjamin	66	225	3.41	(2)
1986-87	Benoit Benjamin	72	187	2.60	(4)
1985-86	Benoit Benjamin	79	206	2.61	(5)
1984-85	Bill Walton	67	140	2.09	(8)
1983-84	James Donaldson	82	139	1.70	
1982-83	Bill Walton	33	119	***3.61***	(2)
1981-82	Jim Smith	72	51	0.71	
1980-81	Gar Heard	78	72	0.92	
1979-80	Sidney Wicks	71	52	0.73	
1978-79	Kermit Washington	82	121	1.48	
1977-78	Marvin Barnes	48	72	1.50	
1976-77	George Johnson	39	104	2.67	(6)
1975-76	Bob McAdoo	78	160	2.05	(6)
1974-75	Bob McAdoo	82	174	2.12	(6)
1973-74	Bob McAdoo	74	***246***	3.32	(3)
1972-73	N/A				
1971-72	N/A				
1970-71	N/A				

PERSONAL FOULS		G	PF	AVG
2014-15	DeAndre Jordan	82	245	3.0
2013-14	Blake Griffin	80	265	3.3
2012-13	Matt Barnes	80	233	2.9
2011-12	Blake Griffin	66	216	3.3
2010-11	DeAndre Jordan	80	255	3.2
2009-10	Chris Kaman	76	213	2.8
2008-09	Al Thornton	71	227	3.2
2007-08	Corey Maggette	70	210	3.0
2006-07	Chris Kaman	75	251	3.4
2005-06	Chris Kaman	78	269	3.4
2004-05	Elton Brand	81	240	3.0
2003-04	Elton Brand	69	229	3.3
2002-03	Elton Brand	62	204	3.3
2001-02	Elton Brand	80	254	3.2
2000-01	Michael Olowokandi	82	250	3.0
1999-00	Michael Olowokandi	80	304	3.8
1998-99	Maurice Taylor	46	179	3.9
1997-98	Rodney Rogers	76	242	3.2
1996-97	Rodney Rogers	81	272	3.4
1995-96	Brian Williams	65	226	3.5
1994-95	Tony Massenburg	80	253	3.2
1993-94	Loy Vaught	75	221	2.9
1992-93	Stanley Roberts	77	332	***4.3***
1991-92	Danny Manning	82	293	3.6
1990-91	Danny Manning	73	281	3.8
1989-90	Charles Smith	78	294	3.8
1988-89	Charles Smith	71	273	3.8
1987-88	Mike Woodson	80	210	2.6
1986-87	Benoit Benjamin	72	251	3.5
1985-86	Benoit Benjamin	79	286	3.6
1984-85	Derek Smith	80	317	4.0
1983-84	Terry Cummings	81	298	3.7
1982-83	Tom Chambers	79	333	4.2
1981-82	Tom Chambers	81	***341***	4.2
1980-81	Swen Nater	82	295	3.6
1979-80	Swen Nater	81	259	3.2
1978-79	Kermit Washington	82	317	3.9
1977-78	Swen Nater	78	274	3.5
1976-77	Randy Smith	82	264	3.2
1975-76	Bob McAdoo	78	298	3.8
1974-75	Bob McAdoo	82	278	3.4
1973-74	Gar Heard	81	300	3.7
1972-73	Elmore Smith	76	295	3.9
1971-72	Elmore Smith	78	306	3.9
1970-71	John Hummer	81	284	3.5

DISQUALIFICATIONS		G	DQ
2014-15	Blake Griffin	67	3
2013-14	Blake Griffin	80	4
2012-13	Blake Griffin	80	3
	Matt Barnes	80	3
2011-12	Blake Griffin	66	3
2010-11	Blake Griffin	82	5
2009-10	Al Thornton	51	3
2008-09	Eric Gordon	78	3
2007-08	Corey Maggette	70	4
2006-07	Chris Kaman	75	6
2005-06	Chris Kaman	78	5
2004-05	Bobby Simmons	75	4
2003-04	Chris Wilcox	65	4
2002-03	Lamar Odom	49	6
	Corey Maggette	64	6
2001-02	Lamar Odom	29	3
	Elton Brand	80	3
2000-01	Lamar Odom	76	4
	Michael Olowokandi	82	4
1999-00	Lamar Odom	76	13
1998-99	Maurice Taylor	46	5
1997-98	Maurice Taylor	71	7

TEAM HISTORY

SEASON-BY-SEASON

1996-97	Charles "Bo" Outlaw	82	5
	Rodney Rogers	81	5
1995-96	Brian Williams	65	5
1994-95	Charles "Bo" Outlaw	81	4
	Loy Vaught	80	4
1993-94	Loy Vaught	75	5
1992-93	Stanley Roberts	77	15
1991-92	Danny Manning	82	5
1990-91	Danny Manning	73	5
1989-90	Charles Smith	78	6
1988-89	Charles Smith	71	6
1987-88	Joe Wolf	42	8
1986-87	Benoit Benjamin	72	7
1985-86	Kurt Nimphius	67	7
1984-85	Derek Smith	80	8
1983-84	Terry Cummings	81	6
1982-83	Tom Chambers	79	15
1981-82	Tom Chambers	81	***17***
1980-81	Swen Nater	82	8
1979-80	Brian Taylor	78	6
1978-79	Kermit Washington	82	11
1977-78	Marvin Barnes	48	7
	Wil Jones	79	7
1976-77	George Johnson	39	6
1975-76	Bob McAdoo	78	5
1975-76	Randy Smith	82	5
	Ken Charles	81	5
1974-75	Jack Marin	81	7
1973-74	Randy Smith	82	4
1972-73	Elmore Smith	76	16
1971-72	Elmore Smith	78	10
1970-71	John Hummer	81	10

GAMES PLAYED		G
2014-15	**DeAndre Jordan**	***82***
	Chris Paul	***82***
2013-14	**DeAndre Jordan**	***82***
2012-13	**DeAndre Jordan**	***82***
	Lamar Odom	***82***
2011-12	Blake Griffin	66
	DeAndre Jordan	66
2010-11	**Blake Griffin**	***82***
2009-10	**Rasual Butler**	***82***
2008-09	Eric Gordon	78
2007-08	Al Thornton	79
2006-07	Quinton Ross	81
2005-06	Elton Brand; Cuttino Mobley	79
2004-05	Elton Brand	81
2003-04	**Chris Kaman**	***82***
2002-03	Andre Miller	80
2001-02	**Darius Miles**	***82***
2000-01	**Michael Olowokandi**	***82***
	Sean Rooks	***82***
1999-00	Michael Olowokandi	80
1998-99	Lamond Murray; Tyrone Nesby	50
1997-98	**Darrick Martin**	***82***
1996-97	**Darrick Martin**	***82***
	Charles "Bo" Outlaw	
	Loy Vaught	
1995-96	Terry Dehere	***82***
1994-95	Lamond Murray	81
	Charles "Bo" Outlaw	
	Eric Piatkowski	
1993-94	Mark Jackson	79
1992-93	**Mark Jackson**	***82***
1991-92	**Danny Manning**	***82***
	Ron Harper	
1990-91	Charles Smith	74
	Jeff Martin	
1989-90	Charles Smith	78
1988-89	Ken Norman	80
1987-88	Mike Woodson	80
1986-87	Michael Cage	80
1985-86	Benoit Benjamin	79
1984-85	**James Donaldson**	***82***
1983-84	**James Donaldson**	***82***
	Norm Nixon	
1982-83	**Michael Brooks**	***82***
1981-82	**Michael Brooks**	***82***
1980-81	**Michael Brooks**	***82***
	Joe Bryant; Swen Nater	
	Freeman Williams	
1979-80	**Freeman Williams**	***82***
1978-79	**Randy Smith**	***82***
	Kermit Washington	
	Nick Weatherspoon	
1977-78	**Randy Smith**	***82***
1976-77	**Randy Smith**	***82***
1975-76	**Randy Smith**	***82***
1974-75	**Randy Smith**	***82***
	Bob McAdoo	
1973-74	**Randy Smith; Jim McMillian**	***82***
1972-73	**Randy Smith**	***82***
1971-72	Elmore Smith	78
1970-71	John Hummer	81

Franchise season best
( ) Year-end League ranking
Note: not all categories have a league ranking

FRANCHISE ARENA HISTORY BY THE NUMBERS

	SEASONS	G	W	L	PCT.	AVG. ATT.
STAPLES CENTER	1999-present	647	358	289	.553	17,290
LA MEMORIAL SPORTS ARENA	1984-1999	562	254	308	.452	10,546
ARROWHEAD POND OF ANAHEIM	1993-1999	35	14	21	.400	14,738
SAN DIEGO SPORTS ARENA	1978-1983	246	129	117	.524	5,935
BUFFALO MEMORIAL AUDITORIUM	1970-1977	308	156	152	.506	8,567
TORONTO MAPLE LEAF GARDENS	1971-1974	16	11	5	.688	7,304
ROCHESTER WAR MEMORIAL	1970-1971	2	1	1	.500	1,810
ONONDAGA WAR MEMORIAL (SYRACUSE)	1970-1971	2	0	2	.000	1,356

When STAPLES Center opened in the fall of 1999, the Clippers played their home games in a new arena for the eighth time in franchise history. Here is a look back at some notable moments in Clippers' arena history.

July 8, 1959: The Los Angeles Sports Arena opens its doors to the public, hosting a bantamweight boxing title match between Jose Becerra and Alphonse Halimi before 13,657 fans.

June 18, 1961: More than 25,000 crowd in and around the Los Angeles Sports Arena to cheer on Martin Luther King, Jr. and his non-violent assault on segregation. The doors to the arena are closed 15 minutes before the rally begins as fire marshals declare no more than the already 18,500 inside can be admitted. Police say up to 10,000 more are left outside to follow the four-hour program from loudspeakers hastily wired for the overflow audience.

January 16, 1963: At the 1963 NBA All-Star Game, a sold out crowd of 14,838 watches the East, led by Boston's Bill Russell, outclass Wilt Chamberlain and the West 115-108 in the two stars' first-ever All-Star confrontation. Russell outscores Chamberlain 19-17 and outrebounds him 24-19 to earn his first and only All-Star MVP honor.

October 1967: The Los Angeles Kings start the 1967-68 NHL hockey season by playing the games of October, November and most of December at the Los Angeles Sports Arena. It is not until December 30, 1967 that the Kings move to the newly opened Forum.

October 15, 1978: The San Diego Clippers are defeated 94-98 by the Denver Nuggets in their first regular season game played at the San Diego Sports Arena. The 8,362 fans in attendance welcome another NBA team to Southern California.

April 14, 1984: In their last game played in San Diego, the Clippers pound the Utah Jazz 146-128. After six seasons in San Diego, the Clippers announce on May 15, 1984 that they are moving to Los Angeles.

November 1, 1984: In their first regular season game played since their move to Los Angeles from San Diego, the Clippers defeat the New York Knicks 107-105 at the Sports Arena in front of a crowd of 12,018.

April 28, 1992: Reaching the playoffs for the first time since leaving Buffalo, the Clippers face the Utah Jazz in the first round of the Western Conference Playoffs. In a tight contest, the Clippers win game three of the first round series 98-88.

May 3, 1992: Due to civil unrest in Los Angeles, the Clippers' playoff game against the Utah Jazz is moved to the Anaheim Convention Center. Los Angeles is victorious 115-107 in front of a raucous crowd of 7,148 Clipper fans. This game is especially meaningful because the team had only 48 hours notice to move their entire operation, including transferring the court and reassigning ticket holders into an arena which was not configured for basketball.

June 17, 1993: Construction is completed on the Clippers' home away from home, the state-of-the-art Arrowhead Pond of Anaheim, which seats 18,211 for basketball. In the coming years, the Clippers will exceed this number on numerous occasions, thanks to the addition of standing room only seating.

October 16, 1993: In their first game ever played at the Arrowhead Pond of Anaheim, the Clippers defeat the Golden State Warriors 132-117 in a preseason contest played in front of 16,967 Orange County fans.

January 27, 1994: With the Clippers unable to play at the Sports Arena because of damage caused by the Northridge Earthquake, the team plays their first regular season contest at the Pond, a narrow 101-103 defeat at the hands of the New York Knicks.

April 17, 1998: The Clippers announce plans to move into the state-of-the-art STAPLES Center when the building opens for the 1999-2000 season.

May 5, 1999: An era comes to an end at the Los Angeles Memorial Sports Arena as the Clippers fall 105-107 to the Seattle SuperSonics, marking the Clippers' final game at the arena.

October 17, 1999: Bruce Springsteen and the E Street Band rock STAPLES Center with the first public event held at the facility.

October 20, 1999: The Los Angeles Kings host the Boston Bruins in the first sporting event at STAPLES Center.

October 27, 1999: The Clippers play the first ever basketball game at STAPLES Center, a preseason matchup against the Milwaukee Bucks.

November 2, 1999: The Clippers open regular season play at STAPLES Center with a 92-104 loss to the Seattle SuperSonics before a crowd of 17,847.

November 5, 1999: The Clippers notch their first regular season win at STAPLES Center, a 91-81 victory over the Philadelphia 76ers.

April 16, 2002: A crowd of 20,264 is on hand for the season home-finale with Memphis, giving the Clippers their 25th sellout of the season, shattering the previous season's franchise-record total of 11. The sellout is the 16th straight, also a franchise record. The Clippers finish the season with a total attendance of 740,185, which far surpasses the previous season's franchise-record total of 599,448.

February 12, 2003: In a matchup with the Washington Wizards, the Clippers draw a record crowd of 20,578, the largest audience to ever watch an NBA game in Southern California. This attendance mark breaks the previous record of 20,474 which was set in an early season contest with the Lakers on November 1, 2002.

April 12, 2006: The Clippers defeat Portland 97-93 to match their best single season record at STAPLES Center (27-14).

April 22-May 18, 2006: In six (5-1) postseason games played at STAPLES Center, the Clippers recorded an average attendance of 19,394, selling out four of the six games.

February 2, 2011 – Present: The Clippers have sold out 190 consecutive regular season games at STAPLES Center, dating back to February 2, 2011. The Clippers also sold out 22 of their home playoff games in that span, including seven in 2015.

November 28, 2012 to January 9, 2013: The Clippers won a franchise-best 13 straight home games.

April 7, 2013: Defeat the Los Angeles Lakers, 109-95, to clinch 1st ever Pacific Division title in franchise history.

April 15, 2014: Defeat the Denver Nuggets, 117-105, to cap off franchise-record 34th win at home.

May 3, 2014: Beat the Golden State Warriors, 126-121, to advance to the Western Conference Semifinals. First ever Game 7 win at home.

May 2, 2015: The Clippers defeated the San Antonio Spurs in Game 7 of the First Round of the Western Conference Playoffs on a go-ahead basket by Chris Paul with one second remaining. According to the Elias Sports Bureau, no other player in NBA history has scored a game-winning field goal with as little time remaining in a Game 7.

ALL-TIME DRAFT CHOICES

2014
First Round **C.J. Wilcox, Washington (28)**

2013
First Round Reggie Bullock, North Carolina (25)

2012
Second Round Furkan Aldemir (53)

2011
Second Round Trey Thompkins, Georgia (37)
Second Round Travis Leslie, Georgia (47)

2010
First Round Al-Farouq Aminu, Wake Forest (8)
Second Round Willie Warren, Oklahoma (54)

2009
First Round **Blake Griffin, Oklahoma (1)**

2008
First Round Eric Gordon, Indiana (7)
Second Round **DeAndre Jordan, Texas A&M (35)**

2007
First Round Al Thornton, Florida State (14)
Second Round Jared Jordan, Marist (45)

2006
Second Round Paul Davis, Michigan State (34) (from Charlotte)
Guillermo Diaz, Miami (52)

2005
First Round Yaroslav Korolev, CSKA Moscow (Russia) (12)
Second Round Daniel Ewing, Duke (32)

2004
First Round Shaun Livingston, Peoria High School (IL) (4)
Second Round Lionel Chalmers, Xavier (33)

2003
First Round Chris Kaman, Central Michigan (6)
Second Round Sofoklis Schortsanitis, Iraklis (Greece) (34)

2002
First Round Chris Wilcox, Maryland (8) (from Atlanta)
Melvin Ely, Fresno State (12)
Second Round Mario Kasun, Opel Skyliners (Germany) (41)

2001
First Round Tyson Chandler, Dominguez H.S. (CA) (2)

2000
First Round Darius Miles, East St. Louis H.S. (IL) (3);
Quentin Richardson, DePaul (18) (from Toronto via Atl., Phil. and N.Y.)
Second Round Marko Jaric, Fortitudo Bologna (Italy) (30)

1999
First Round Lamar Odom, Rhode Island (4)
Second Round Rico Hill, Illinois State (31)

1998
First Round Michael Olowokandi, Pacific (1); Brian Skinner, Baylor (22) (from Miami)

1997
First Round Maurice Taylor, Michigan (14)

1996
First Round Lorenzen Wright, Memphis (7)
Second Round Doron Sheffer, Connecticut (36)

1995
First Round Antonio McDyess, Alabama (2)
Second Round Constantin Popa, Miami (53) (from New York)

1994
First Round Lamond Murray, California (7); Greg Minor, Louisville (25) (from Atlanta)

1993
First Round Terry Dehere, Seton Hall (13)
Second Round Leonard White, Southern (53) (from New York)

1992
First Round Randy Woods, LaSalle (16), Elmore Spencer, UNLV (25) (from Cleveland)

ALL-TIME DRAFT CHOICES

1991
First Round LeRon Ellis, Syracuse (22) (from Phoenix via Seattle)
Second Round Elliot Perry, Memphis State (37); Joe Wylie, Miami (Fla) (38) (from Cleveland)

1990
First Round Bo Kimble, Loyola Marymount (8); Loy Vaught, Michigan (13) (from Cleveland)

1989
First Round Danny Ferry, Duke (2)
Second Round Jeff Martin, Murray State (31); Jay Edwards, Indiana (33) (from Sacramento)

1988
First Round Danny Manning, Kansas (1); Hersey Hawkins, Bradley (6) (from Sacramento)
Second Round Tom Garrick, Rhode Island (45) (from Portland)
Third Round Rob Lock, Kentucky (51)

1987
First Round Reggie Williams, Georgetown (4); Joe Wolf, North Carolina (13) (from Houston);
Ken Norman, Illinois (19) (from Detroit)
Second Round Norris Coleman, Kansas State (38) (from Utah)
Third Round Tim McCalister, Oklahoma (47)
Fifth Round Chad Kessler, Georgia (93)
Sixth Round Martin Nessley, Duke (116)
Seventh Round Henry Carr, Wichita State (139)

1986
Third Round Dwayne Polee, Pepperdine (54)
Fourth Round John Brownlee, Texas (78)
Fifth Round Steffond Johnson, San Diego State (100)
Sixth Round Tim Kempton, Notre Dame (124)
Seventh Round Johnny Brown, New Mexico (146)

1985
First Round Benoit Benjamin, Creighton (3)
Third Round Anicet Lavodrama, Houston Baptist (52)
Fourth Round Jim Deines, Arizona State (74)
Fifth Round Wayne Carlander, USC (99)
Sixth Round Malcolm Thomas, Missouri (121)
Seventh Round Gary Maloncon, UCLA (143)

1984
First Round Lancaster Gordon, Louisville (8) (from Golden State);
Michael Cage, San Diego State (14) (from Seattle)
Fourth Round Marc Glass, Montana (75)
Fifth Round Alonza Allen, Southwestern Louisiana (98)
Sixth Round Phillip Haynes, Memphis State (121)
Seventh Round David Brantley, Oregon (144)
Eighth Round Jim McLoughlin, Temple (167)
Ninth Round Dave Schultz, Westmont (189)
Tenth Round Dick Mumma, Penn State (211)

SAN DIEGO CLIPPERS

1983
First Round Byron Scott, Arizona State (4)
Fifth Round Manute Bol, Sudan (97)
Seventh Round Dan Evans, Oregon State (143)
Eighth Round Mark Gannon, Iowa (166)
Ninth Round David Maxwell, Fordham (188)
Tenth Round Keith Smith, San Diego State (209)

1982
First Round Terry Cummings, DePaul (2)
Second Round Richard Anderson, California-Santa Barbara (32) (from Detroit)
Third Round Craig Hodges, Long Beach State (48)
Fourth Round Darius Clemons, Loyola (Ill) (71)
Fifth Round Gary Carter, Tennessee (94)
Sixth Round Eric Marbury, Georgia (117)
Seventh Round Ed Hughes, Colorado State (140)
Eighth Round Jacques Tuz, Colorado (163)
Ninth Round John Hegwood, San Francisco (186)
Tenth Round Daryl Stovall, Creighton (207)

1981
First Round Tom Chambers, Utah (8)
Third Round Jim Smith, Ohio State (54)
Fourth Round Lee Raker, Virginia (77)
Fifth Round Dennis Isbell, Memphis State (100)
Sixth Round Mike Pepper, North Carolina (123)
Seventh Round Randy Johnson, Southern Colorado (146)

ALL-TIME DRAFT CHOICES

Eighth Round	Todd Haynes, Davidson (168)
Ninth Round	Art Jones, North Carolina State (190)
Tenth Round	Tony Gwynn, San Diego State (210)

1980

First Round	Michael Brooks, La Salle (9) (from Cleveland)
Fourth Round	Ed Odom, Oklahoma State (76)
Fifth Round	Wally Rank, San Jose State (99)
Sixth Round	Londale Theus, Santa Clara (122)
Seventh Round	Paul Anderson, Southern California College (145)

1979

Third Round	Tom Channel, Boston University (55)
Fourth Round	Lionel Garrett, Southern (77)
Fifth Round	Greg Joyner, Middle Tennessee State (99)
Sixth Round	Bob Bender, Duke (119)
Seventh Round	Jene Grey, LeMoyne (139)
Eighth Round	Renaldo Lawrence, Appalachian State (158)
Ninth Round	Mike Dodd, San Diego State (176)
Tenth Round	Greg Hunter, Loyola Marymount (194)

1978

Second Round	Jerome Whitehead, Marquette (41) (from Phoenix)
Third Round	Mike Santos, Utah State (48) (from Indiana); Ricky Gallon, Louisville (51) (from Detroit); Marvin Delph, Arkansas (65) (from Philadelphia)
Fourth Round	Jim Boylan, Marquette (68); Larry Harris, Pittsburgh (73); Leroy McDonald, Wake Forest (76)
Fifth Round	David Thompson, Florida State (90)
Sixth Round	Bob Misevicius, Providence (112)
Seventh Round	Stan Pietkiewicz, Auburn (133)
Eighth Round	Felton Young, Jacksonville (154)
Ninth Round	Bobby White, Centenary (172)

BUFFALO BRAVES

1977

Second Round	Larry Johnson, Kentucky (24)
Fourth Round	Melvin Watkins, UNC-Charlotte (68)
Fifth Round	Mike Hanley, Niagara (90)
Sixth Round	Curvan Lewis, Virginia Union (112)
Seventh Round	Mike Jackson, Tennessee (133)
Eighth Round	Emery Sammons, Philadelphia Textile (153)

1976 ABA Dispersal Draft

From Kentucky Colonels	William "Bird" Averitt

1976

First Round	Adrian Dantley, Notre Dame (6)
Third Round	Gary Brewster, Texas-El Paso (48)
Sixth Round	Danny Odums, Fairfield (100)
Seventh Round	Frank Jones, Tennessee Tech (118)
Eighth Round	Mark McAndrew, Providence (136)
Ninth Round	Bob Rozyczko, St. Bonaventure (153)
Tenth Round	Tim Stokes, Canisius (169)

1975

Third Round	George Bucci, Manhattan (52)
Fourth Round	Bob Fleischer, Duke (70)
Fifth Round	Sam Berry, Armstrong State (88)
Sixth Round	Larry Jackson, UNC-Charlotte, (106)
Seventh Round	Mike Franklin, Cincinnati (124)
Eighth Round	Allen Jones, Pepperdine (142)
Ninth Round	George Rautins, Niagara (158)
Tenth Round	Art Allen, Pepperdine (172)

1974

First Round	Tom McMillen, Maryland (9)
Third Round	Kim Hughes, Wisconsin (45)
Fourth Round	Bernie Harris, Virginia Commonwealth (63)
Fifth Round	Tony Byers, Wake Forest (81)
Sixth Round	Gary Link, Missouri (99)
Seventh Round	Tommy Curtis, UCLA (117)
Eighth Round	Glenn Price, St. Bonaventure (135)
Ninth Round	John Falconi, Davidson (153)
Tenth Round	Andy Rimol, Princeton (170)

1973

First Round	Ernie DiGregorio, Providence (3)
Third Round	Ken Charles, Fordham (38)
Fourth Round	Doug Little, Oregon (54)

ALL-TIME DRAFT CHOICES

Fifth Round	Randy Knoll, Marshall (72)
Sixth Round	Mike Macaluso, Canisius (88)
Seventh Round	Tim Bassett, Georgia (106)
Eighth Round	Carl Jackson, St Bonaventure (122)
Ninth Round	Bob Fullerton, Xavier (OH) (140)
Tenth Round	Nick Connor, Illinois (153)
Eleventh Round	Mike Lee, Syracuse (168)
Twelfth Round	Aaron Covington, Canisius (176)
Thirteenth Round	Bob Vartanian, Buffalo (184)
Fourteenth Round	Ron Gilliam, Brockport St. (190)
Fifteenth Round	John Fraley, Georgia (195)
Sixteenth Round	John Green, Oregon (200)
Seventeenth Round	James Garvin, Boston U. (204)
Eighteenth Round	Don Johnston, North Carolina (207)
Nineteenth Round	Ron Thornson, British Columbia (209)
Twentieth Round	Phil Tollestrop, Brigham Young (211)

1972

First Round	Bob McAdoo, North Carolina (2)
Second Round	Harold Fox, Jacksonville (15)
Third Round	Bob Morse, Pennsylvania (32)
Fourth Round	George Bryant, Eastern Kentucky St. (49)
Fifth Round	Arnie Berman, Brown (65)
Sixth Round	Ed Czernota, Sacred Heart (82)
Seventh Round	Greg Kohls, Syracuse (99)
Eighth Round	Andy Denny, South Alabama St. (115)
Ninth Round	John Collins, Brockport St. (131)
Eleventh Round	Jim Prokell, Edinboro St. (158)
Twelfth Round	Frank Dewitt, Virginia (167)
Thirteenth Round	Kim Huband, North Carolina (176)
Fourteenth Round	Greg Corson, North Carolina (182)
Fifteenth Round	Paul Hoffman, St. Bonaventure (189)
Sixteenth Round	Norman Bounds, Brockport St. (194)

1971

First Round	Elmore Smith, Kentucky St. (3)
Second Round	Fred Hilton, Grambling (19); Amos Thomas, Southwest Oklahoma St. (26); Spencer Haywood, Detroit (30) (from Philadelphia)
Fourth Round	Jim O'Brien, Boston College (53)
Fifth Round	Garry Nelson, Duquesne (70)
Sixth Round	Glen Summors, Gannon (87)
Seventh Round	Randy Smith, Buffalo St. (104)
Eighth Round	Craig Love, Ohio (121)
Ninth Round	Gary Stewart, Canisius (138)
Tenth Round	Don Ward, Colgate (154)
Eleventh Round	Bill Warner, Arizona (170)
Twelfth Round	Butch Webster, LSU-New Orleans (184)
Thirteenth Round	Pete Smith, Valdosta St. (197)
Fourteenth Round	Ray Lavender, Drury (209)
Fifteenth Round	William Chatmon, Baylor (218)
Sixteenth Round	James Douglas, Memphis State (226)
Seventeenth Round	Nelson Isley, LSU (230)
Eighteenth Round	Joey Meyer, DePaul (233)

1970

First Round	John Hummer, Princeton (15)
Second Round	Cornell Warner, Jackson State (24)
Third Round	Chip Case, Virginia (43)
Fourth Round	Erwin Polnick, Stephen F. Austin (58)
Fifth Round	Robert Moore, Central State (Ohio) (77)
Sixth Round	Doug Hess, Toledo (92)
Seventh Round	Cliff Shegogg, Colorado State (111)
Eighth Round	Larry Woods, West Virginia (126)
Ninth Round	Larry Duckworth, Henderson St. (145)
Tenth Round	Joe Taylor, Dillard (160)
Eleventh Round	Dick Walker, Wake Forest (177)

1970 Expansion Draft

Emmette Bryant, Boston Celtics
Fred Crawford, Milwaukee Bucks
Dick Garrett, L.A. Lakers
Herm Gilliam, Cincinnati Royals
Bill Hosket, New York Knicks
Bailey Howell, Boston Celtics
Paul Long, Detroit Pistons
Mike Lynn, L.A. Lakers
Don May, New York Knicks
Ray Scott, Baltimore Bullets
George Wilson, Philadelphia 76ers

TEAM HISTORY

PRESEASON RESULTS

ALL-TIME PRESEASON RECORD 119-142 (.456)

DATE	OPPONENT	SITE	RESULTS (2-6)
10/7/14	vs. Golden State	Los Angeles, CA	L 112-94
10/12/14	at Portland	Portland, OR	L 119-114
10/13/14	at Utah	Salt Lake City, UT	L 102-89
10/17/14	vs. Utah	Los Angeles, CA	W 101-97
10/18/14	vs. Denver	Las Vegas, NV	L 104-93
10/21/14	at Golden State	Oakland, CA	L 125-107
10/22/14	vs. Phoenix	Los Angeles, CA	W 108-105
10/24/14	vs. Portland	Los Angeles, CA	L 99-89

DATE	OPPONENT	SITE	RESULTS (5-3)
10/7/13	at Portland	Portland, OR	W 89-81
10/12/13	at Utah	Salt Lake City, UT	W 106-74
10/14/13	at Sacramento	Sacramento, CA	L 99-88
10/15/13	at Phoenix	Phoenix, AZ	W 102-96
10/18/13	vs. Portland	Los Angeles, CA	L 94-84
10/19/13	vs. Denver	Las Vegas, NV	W 118-111 (OT)
10/23/13	vs. Utah	Los Angeles, CA	W 103-99
10/25/13	vs. Sacramento	Los Angeles, CA	L 110-100

DATE	OPPONENT	SITE	RESULTS (5-3)
10/6/12	vs. Denver	Las Vegas, NV	L 104-106
10/11/12	vs. Miami	Beijing, China	L 80-94
10/13/12	at Miami	Shanghai, China	W 99-89
10/17/12	vs. Utah	Los Angeles, CA	W 96-94
10/20/12	at Utah	Salt Lake City, UT	L 91-99
10/22/12	vs. Golden State	Los Angeles, CA	W 88-71
10/24/12	vs. L.A. Lakers	Los Angeles, CA	W 97-91
10/25/12	at Denver	Denver, CO	W 106-94

DATE	OPPONENT	SITE	RESULTS (2-0)
12/19/11	at Lakers	Los Angeles, CA	W 114-95
12/21/11	vs. Lakers	Los Angeles, CA	W 108-103

DATE	OPPONENT	SITE	RESULTS (5-3)
10/5/10	at Portland	Portland, OR	L 86-115
10/7/10	at Sacramento	Sacramento, CA	W 120-88
10/8/10	at Golden State	Oakland, CA	L 87-127
10/12/10	vs. San Antonio	Los Angeles, CA	W 100-99
10/14/10	vs. Denver	Los Angeles, CA	W 100-95
10/16/10	vs. Utah	Los Angeles, CA	W 103-91
10/17/10	vs. Denver	Denver, CO	L 104-108
10/19/10	vs. Sacramento	Los Angeles, CA	W 96-94

DATE	OPPONENT	SITE	RESULTS (6-2)
10/4/09	at Golden State	Oakland, CA	L 101-108
10/9/09	vs. Portland	Los Angeles, CA	W 97-85
10/12/09	vs. Golden State	Los Angeles, CA	W 124-117
10/14/09	at San Antonio	San Antonio, TX	W 93-90
10/17/09	vs. Utah	Los Angeles, CA	W 103-96
10/18/09	at L.A. Lakers	Los Angeles, CA	L 108-114
10/20/09	vs. Maccabi Tel Aviv	Los Angeles, CA	W 108-96
10/23/09	vs. New Orleans	Los Angeles, CA	W 91-88

DATE	OPPONENT	SITE	RESULTS (4-4)
10/9/08	at Lakers	Fresno, CA	W 107-80
10/14/08	at Oklahoma City	Oklahoma City, OK	W 90-88
10/15/08	at Sacramento	Stockton, CA	W 116-112
10/18/08	vs. Toronto	Los Angeles, CA	L 89-93
10/19/08	vs. Regal FC	Los Angeles, CA	W 114-109
10/21/08	vs. Phoenix	Los Angeles, CA	L 69-86
10/22/08	vs. Portland	Los Angeles, CA	L 75-87
10/24/08	vs. Denver	Los Angeles, CA	L 92-106

DATE	OPPONENT	SITE	RESULTS (4-4)
10/9/07	at Denver	Denver, CO	L 107-119
10/10/07	at Portland	Portland, OR	L 102-111
10/14/07	at Golden State	Oakland, CA	W 99-89
10/18/07	Phoenix	Los Angeles, CA	L 97-118
10/20/07	Phoenix	Los Angeles, CA	W 110-103
10/21/07	at L.A. Lakers	Los Angeles CA	W 112-96
10/24/07	Sacramento	Los Angeles, CA	W 92-90
10/26/07	Golden State	Los Angeles, CA	L 103-109

DATE	OPPONENT	SITE	RESULTS (5-3)
10/6/06	at BC Khimki (Russia)	Moscow, Russia	W 98-91
10/7/06	at CSKA Moscow (Russia)	Moscow, Russia	L 75-94
10/17/06	at Phoenix	Phoenix, AZ	W 107-96
10/19/06	at L.A. Lakers	Los Angeles, CA	W 91-90
10/20/06	Golden State	Los Angeles, CA	L 106-116
10/21/06	Seattle	Los Angeles, CA	W 86-82
10/25/06	Portland	Los Angeles, CA	W 97-89
10/27/06	Denver	Los Angeles, CA	L 86-112

DATE	OPPONENT	SITE	RESULTS (6-2)
10/12/05	Dallas	Los Angeles, CA	W 95-80
10/14/05	Sacramento	Los Angeles, CA	L 84-90
10/15/05	at Phoenix	Phoenix, AZ	W 90-87
10/18/05	at Portland	Portland, OR	W 99-85
10/19/05	at Seattle	Seattle, WA	L 93-99
10/23/05	at Dallas	Dallas, TX	W 99-80
10/24/05	at Golden State	Missoula, MT	W 112-82
10/27/05	Seattle	Los Angeles, CA	W 94-92

DATE	OPPONENT	SITE	RESULTS (2-6)
10/13/04	at Phoenix	Phoenix, AZ	L 83-105
10/16/04	at New Orleans	Lafayette, LA	L 95-105
10/19/04	Golden State	Los Angeles, CA	W 96-81
10/21/04	Denver	Los Angeles, CA	L 88-100
10/22/04	at Lakers	Los Angeles, CA	L 102-113
10/24/04	New Orleans	Los Angeles, CA	W 97-93
10/27/04	at Golden State	Oakland, CA	L 78-92
10/28/04	Phoenix	Los Angeles, CA	L 88-109

DATE	OPPONENT	SITE	RESULTS (4-4)
10/07/03	at Sacramento	Sacramento, CA	L 82-101
10/10/03	Portland	Los Angeles, CA	L 85-88
10/14/03	Dallas	Los Angeles, CA	W 128-107
10/16/03	Phoenix	Los Angeles, CA	L 93-96
10/17/03	Cleveland	Los Angeles, CA	W 95-90
10/19/03	at Golden State	Oakland, CA	L 69-93
10/23/03	at Lakers	Anaheim, CA	W 107-101
10/24/03	Golden State	Los Angeles, CA	W 97-89 (OT)

DATE	OPPONENT	SITE	RESULTS (3-5)
10/08/02	at Lakers	Bakersfield, CA	W 101-99
10/10/02	at Portland	Portland, OR	L 99-75
10/11/02	Seattle	Los Angeles, CA	W 119-116 (OT)
10/13/02	Memphis	Los Angeles, CA	W 106-96
10/16/02	at Milwaukee	Milwaukee, WI	L 98-76
10/18/02	at Chicago	Chicago, IL	L 98-91
10/19/02	at Detroit	Detroit, MI	L 83-79
10/23/02	Milwaukee	Los Angeles, CA	L 115-107

DATE	OPPONENT	SITE	RESULTS (5-2)
10/10/01	at Seattle	Seattle, WA	L 85-96
10/14/01	at Memphis	Memphis, TN	L 113-121
10/16/01	Cleveland	St. Louis, MO	W 105-91
10/17/01	at Chicago	Chicago, IL	W 110-102
10/19/01	at Dallas	Dallas, TX	W 101-99
10/21/01	Orlando	Tampa, FL	W 105-97
10/23/01	Phoenix	Los Angeles, CA	W 105-97

DATE	OPPONENT	SITE	RESULTS (4-4)
10/11/00	at Phoenix	Phoenix, AZ	W 77-68
10/12/00	at Portland	Portland, OR	L 84-92
10/14/00	Vancouver	Los Angeles, CA	W 86-78
10/17/00	Portland	Los Angeles, CA	W 90-83
10/19/00	at Denver	Denver, CO	L 89-99
10/20/00	at Indiana	Indianapolis, IN	W 96-83
10/22/00	at Indiana	Evansville, IN	L 82-86
10/27/00	Seattle	Los Angeles, CA	L 99-109

DATE	OPPONENT	SITE	RESULTS (5-3)
10/12/99	at Golden State	San Jose, CA	L 98-102 (OT)
10/15/99	at Toronto	Toronto, ONT	W 112-102
10/16/99	at Chicago	Chicago, IL	W 93-72
10/19/99	at Phoenix	Phoenix, AZ	L 96-103
10/22/99	at Vancouver	Vancouver, BC	W 104-94
10/24/99	at Seattle	Spokane, WA	W 104-93
10/27/99	Milwaukee	Los Angeles, CA	L 96-109
10/29/99	Golden State	Los Angeles, CA	W 118-108

DATE	OPPONENT	SITE	RESULTS (0-2)
1/29/99	at L.A. Lakers	Inglewood, CA	L 76-107
1/30/99	L.A. Lakers	Los Angeles, CA	L 77-91

DATE	OPPONENT	SITE	RESULTS (2-5)
10/11/97	Vancouver	Anaheim, CA	W 98-94
10/13/97	at Portland	Portland, OR	L 87-91
10/14/97	at Sacramento	Sacramento, CA	L 92-103
10/16/97	at Milwaukee	LaCrosse, WI	L 97-109
10/17/97	at L.A. Lakers	St. Louis, MO	L 85-116
10/21/97	Atlanta	Los Angeles, CA	W 90-79
10/24/97	Portland	Los Angeles, CA	L 85-97

PRESEASON RESULTS

DATE	OPPONENT	SITE	RESULTS (2-6)
10/11/96	at Detroit	Detroit, MI	L 74-86
10/13/96	at Atlanta	State College, PA	W 84-82
10/15/96	at Orlando	Orlando, FL	L 91-96
10/16/96	at Atlanta	Montgomery, AL	L 60-95
10/19/96	Sacramento	Los Angeles, CA	L 94-98
10/22/96	Philadelphia	Anaheim, CA	L 93-103
10/24/96	at Vancouver	Vancouver, BC	W 97-87
10/25/96	Denver	Los Angeles, CA	L 84-113

DATE	OPPONENT	SITE	RESULTS (4-4)
10/13/95	Orlando	Anaheim, CA	L 103-108
10/15/95	Sacramento	Los Angeles, CA	W 120-74
10/18/95	Dallas	Louisville, KY	W 112-91
10/21/95	at Orlando	Orlando, FL	L 97-106
10/25/95	Phoenix	Anaheim, CA	L 106-114
10/27/95	at Chicago	Lincoln, NE	W 104-101
10/28/95	at Chicago	Chicago, IL	L 94-116
10/29/95	at Phoenix	Tucson, AZ	W 103-95

DATE	OPPONENT	SITE	RESULTS (3-5)
10/14/94	at Orlando	Orlando, FL	L 82-105
10/15/94	at Atlanta	Atlanta, GA	W 106-84
10/18/94	L.A. Lakers	Anaheim, CA	L 104-120
10/19/94	Denver	Los Angeles, CA	L 90-96
10/22/94	at Sacramento	Davis, CA	W 114-109
10/26/94	Atlanta	Los Angeles, CA	W 101-98
10/28/94	Seattle	Mexico City, MX	L 105-133
10/29/94	at Houston	Mexico City, MX	L 103-111

DATE	OPPONENT	SITE	RESULTS (5-3)
10/16/93	Golden State	Anaheim, CA	W 132-117
10/17/93	Milwaukee	Los Angeles, CA	W 105-102
10/20/93	at L.A. Lakers	Las Vegas, NV	L 99-119
10/21/93	Indiana	Los Angeles, CA	W 106-97
10/26/93	at Indiana	Indianapolis, IN	W 102-100
10/27/93	at Chicago	Chicago, IL	W 99-90
10/29/93	at Dallas	Dallas, TX	L 75-91
10/30/93	at San Antonio	San Antonio, TX	L 97-100

DATE	OPPONENT	SITE	RESULTS (3-4)
10/17/92	at Cleveland	Cleveland, OH	W 109-93
10/18/92	at Milwaukee	Green Bay, WI	W 111-105
10/20/92	Cleveland	Los Angeles, CA	L 105-121
10/23/92	Philadelphia	Los Angeles, CA	W 121-100
10/30/92	at Dallas	Dallas, TX	L 95-107
10/31/92	at San Antonio	San Antonio, TX	L 116-119 (OT)
11/02/92	at Golden State	Reno, NV	L 116-122

DATE	OPPONENT	SITE	RESULTS (4-4)
10/11/91	at Chicago	Chicago, IL	W 118-109
10/12/91	at Philadelphia	Peoria, IL	L 110-125
10/15/91	Denver	Pittsburgh, PA	L 111-119
10/16/91	at Atlanta	Atlanta, GA	W 113-109
10/18/91	Golden State	Los Angeles, CA	L 112-139
10/24/91	Maccabi Tel-Aviv	San Diego, CA	W 146-112
10/25/91	San Antonio	Los Angeles, CA	L 118-125
10/27/91	Maccabi Tel-Aviv	Los Angeles, CA	W 98-93

DATE	OPPONENT	SITE	RESULTS (2-4)
10/12/90	at Detroit	Lincoln, NE	L 95-110
10/13/90	at Detroit	St. Louis, MO	L 111-118
10/14/90	at Washington	Richmond, VA	W 115-99
10/16/90	at Miami	Miami, FL	W 118-108
10/19/90	Houston	Los Angeles, CA	L 92-94
10/29/90	at Golden State	San Jose, CA	L 114-141

DATE	OPPONENT	SITE	RESULTS (3-4)
10/12/89	Seattle	San Diego, CA	W 125-117
10/14/89	at Portland	Medford, OR	L 107-111
10/15/89	at Portland	Coos Bay, OR	L 93-105
10/19/89	Philadelphia	Los Angeles, CA	L 114-117
10/20/89	at Sacramento	Chico, CA	L 91-95
10/22/89	at Sacramento	Redding, CA	W 112-107
10/27/89	Golden State	Los Angeles, CA	W 137-128

DATE	OPPONENT	SITE	RESULTS (5-2)
10/14/88	at Sacramento	Stockton, CA	W 125-115
10/17/88	Sacramento	Irvine, CA	L 111-114
10/18/88	at Golden State	Santa Clara, CA	W 111-101
10/20/88	New Jersey	Lawrence, KS	W 118-110
10/26/88	Seattle	Los Angeles, CA	W 117-108
10/28/88	at Seattle	Spokane, WA	L 91-125
11/01/88	at Detroit	Springfield, MA	W 110-104

DATE	OPPONENT	SITE	RESULTS (2-6)
10/14/87	at Utah	Cedar City, UT	L 85-123
10/15/87	at Golden State	Santa Barbara, CA	W 107-91
10/17/87	Golden State	Los Angeles, CA	W 104-103
10/18/87	at Sacramento	Marysville, CA	L 105-122
10/22/87	at Sacramento	Bakersfield, CA	L 120-125
10/27/87	at Atlanta	Memphis, TN	L 91-110
10/29/87	at Atlanta	Huntington, WV	L 81-107
11/01/87	at Seattle	Bellingham, WA	L 103-144

DATE	OPPONENT	SITE	RESULTS (0-6)
10/11/86	Golden State	Pomona, CA	L 112-119
10/16/86	Detroit	Los Angeles, CA	L 104-124
10/18/86	Seattle	Carson, CA	L 119-132
10/20/86	Sacramento	Fullerton, CA	L 91-112
10/21/86	at Golden State	Fresno, CA	L 105-107
10/26/86	Phoenix	Bakersfield, CA	L 91-119

DATE	OPPONENT	SITE	RESULTS (3-5)
10/02/85	Seattle	Bakersfield, CA	W 104-98
10/05/85	Golden State	Santa Ana, CA	L 105-118
10/06/85	Portland	Pomona, CA	L 113-114
10/09/85	Sacramento	Yuba City, CA	L 125-132
10/10/85	at Sacramento	Redding, CA	W 114-109
10/14/85	L.A. Lakers	Los Angeles, CA	L 120-129
10/17/85	at Golden State	Salinas, CA	W 131-127
10/19/85	at Portland	Portland, OR	L 89-139

DATE	OPPONENT	SITE	RESULTS (4-4)
10/05/84	Denver	Los Angeles, CA	W 117-112
10/06/84	Golden State	Pomona, CA	W 104-98
10/08/84	at L.A. Lakers	Inglewood, CA	L 91-123
10/12/84	at L.A. Lakers	Anchorage, AK	L 96-121
10/14/84	L.A. Lakers	Anchorage, AK	W 112-106
10/15/84	at Portland	Eugene, OR	L 97-105
10/18/84	Portland	Los Angeles, CA	L 106-109
10/20/84	at Dallas	Fort Worth, TX	W 98-95

DATE	OPPONENT	SITE	RESULTS (3-5)
10/09/83	Utah	San Diego, CA	L 106-114
10/11/83	Golden State	N/A	W 105-103
10/12/83	at Utah	Ogden, UT	L 106-109
10/13/83	Golden State	N/A	L 91-98
10/17/83	at Denver	Reno, NV	W 133-128
10/18/83	at San Antonio	San Antonio, TX	L 104-143
10/20/83	at Dallas	Fort Worth, TX	W 114-107
10/22/83	Dallas	San Diego, CA	L 118-122

DATE	OPPONENT	SITE	RESULTS (0-2)
10/15/82	Phoenix	San Diego, CA	L 87-95
10/25/82	Dallas	San Diego, CA	L 118-127

DATE	OPPONENT	SITE	RESULTS (1-3)
10/09/81	at Denver	Phoenix, AZ	L 123-135
10/15/81	Golden State	Boulder, CA	W 118-114
10/17/81	at Denver	Oakland, CA	L 125-145
10/23/81	Phoenix	San Diego, CA	L 106-109

DATE	OPPONENT	SITE	RESULTS (4-3)
9/20/80	L.A. Lakers	San Diego, CA	L 99-108
9/26/80	at L.A. Lakers	Inglewood, CA	L 101-109
9/28/80	Denver	Oakland, CA	W 106-104
10/01/80	at Phoenix	Phoenix, AZ	L 92-119
10/03/80	Phoenix	San Diego, CA	W 92-86
10/05/80	Utah	Calgary, ALB	W 105-95
10/06/80	Utah	Edmonton, ALB	W 92-87

DATE	OPPONENT	SITE	RESULTS (2-6)
9/23/79	Golden State	San Diego, CA	L 102-105
9/25/79	at Seattle	Spokane, WA	L 104-108
9/27/79	L.A. Lakers	N/A	W 104-95
9/28/79	L.A. Lakers	San Diego, CA	L 102-113
9/30/79	at L.A. Lakers	Inglewood, CA	L 93-104
10/02/79	Seattle	Portland, OR	W 106-103
10/03/79	Portland	Seattle, WA	L 94-103
10/04/79	Seattle	N/A	L 114-116

DATE	OPPONENT	SITE	RESULTS (0-2)
9/29/78	Milwaukee	San Diego, CA	L 112-122
10/06/78	at Golden State	Oakland, CA	L 92-100

THIS DATE IN FRANCHISE HISTORY

OCTOBER

10/7/12: The Clippers embark on an eight-day preseason trip to China to play two exhibition games against the defending champion Miami Heat. They split the series, losing 94-80, in Beijing before finishing the trip with a 99-89 win in Shanghai before returning to Los Angeles.

10/10/83: The Clippers surrender the rights to Byron Scott to the Lakers in exchange for the Clippers' third all-time leading assist man, Norm Nixon.

10/12/78: The Clippers acquire future NBA All-Star Lloyd Free from Philadelphia.

10/17/78: The franchise logs its first win in Clippers uniforms when San Diego beats Chicago 99-94.

10/24/78: In the first-ever meeting between the two California rivals-to-be, the Clippers beat the Lakers 124-123 before 11,837 in San Diego.

10/27/84: In their first-ever game as the Los Angeles Clippers, L.A. beats the Jazz 103-94.

10/27/10: Clippers first round pick Blake Griffin makes his NBA debut and records 20 points and 14 rebounds, the fourth-highest scoring debut of any Clippers rookie.

10/27/10: Head coach Vinny Del Negro coaches his first game as a member of the Clippers, as Los Angeles loses 98-88 to the Portland Trail Blazers.

10/29/82: Bill Walton, a Stanford law student at the time, returns to the team after 2-1/2 years on the injured list to score 20 points and grab 9 rebounds vs. Phoenix.

10/31/13: Chris Paul has one of the most prolific nights in NBA history in the Clippers' 126-115 win over the Golden State Warriors. He accumulated 42 points with 15 assists and six steals, becoming the only player in NBA history to accumulate 40+ points, 15+ assists and 6+ steals in a single game. The NBA began tracking steals as an official stat at the start of the 1973-74 season.

NOVEMBER

11/3/82: Randy Smith plays in his 845th consecutive game, passing Johnny Kerr as then NBA's All-Time Iron Man.

11/3/14: Guard Chris Paul recorded his 12th career triple-double and his first as a Clipper with 13 points, 12 assists and 10 rebounds in a 107-101 win over the Jazz at STAPLES Center.

11/4/94: In their first-ever regular season game outside of North America, L.A. opens the 1994-95 season in Yokohama, Japan against the Trail Blazers.

11/5/91: The Clippers beat the Lakers 114-109 in overtime, for their first win at the Forum since the City-Series was born in 1984.

11/6/91: Glenn "Doc" Rivers sets a franchise single-game record with 9 steals against Phoenix.

11/8/02: When Eric Piatkowski took the floor in New Jersey for his 559th career game, he became the Clipper's all-time games played leader, passing Loy Vaught (1990-98). In addition to playing in more games in a Clippers uniform than any other player, Piatkowski is also the club's all-time leader in three-pointers made, attempted and three-point percentage.

11/11/92: "Voice of the Clippers" Ralph Lawler announces his 1,000th Clipper game.

11/13/85: Star guard Derek Smith goes down with a knee injury in the ninth game of the season. He was among the league leaders at 27 ppg, but would play only two more games for the Clippers in an injury-shortened career.

11/13/05: Elton Brand scored 32 points and had 11 rebounds at Philadelphia to post his 182nd points/rebounds double-double to take sole possession of first place on the Clippers all-time list for career double-doubles, surpassing Loy Vaught (181).

11/16/89: The Clippers acquire Ron Harper, two first-rounders and one second-rounder from Cleveland for Reggie Williams and the rights to Danny Ferry.

11/18/13: The Clippers reach 100 straight sellouts for the first time in franchise history in their home game against the Memphis Grizzlies.

11/20/79: Gene Shue scores his 500th career NBA coaching win when the Clippers defeat the Suns 117-110 in San Diego.

11/21/13: Chris Paul records his 13th consecutive double-double to start the 2013-14 season, logging 17 points and 12 assists against the Oklahoma City Thunder. Paul's streak of double-doubles surpassed Magic Johnson for the most to start a regular season in NBA history.

11/22/06: The Clippers franchise best six game home winning streak to start the season comes to an end with an 85-95 loss to the Seattle Super Sonics.

11/23/94: Lamond Murray scores 21 points in the fourth quarter against Phoenix, the most points ever scored in a quarter by a Clippers rookie.

11/24/14: Guard Jamal Crawford passed Dale Ellis (1,719) for No. 10 on the NBA's all-time made three-point field goals list.

11/29/89: Danny Manning returns after missing 67 games due to an ACL injury to score 21 points in 20 minutes against the Bucks at the Sports Arena.

DECEMBER

12/1/90: Charles Smith ties a single-game franchise record by scoring 52 points in a 137-121 win over the Nuggets.

12/2/01: Quentin Richardson's franchise-record streak of ten straight three-pointers comes to an end. The streak runs over three games (11/28, 11/30, 12/2).

12/5/13: Doc Rivers wins his 600th game as an NBA head coach in the Clippers' 101-81 victory over the Memphis Grizzlies at FedEx Forum.

12/6/99: Derek Anderson records a triple-double (16p, 10r, 10a) against Miami, giving him the first Clipper triple-double since Pooh Richardson posted a triple-double on 3/25/95.

12/7/07: Former Clippers head coach Mike Dunleavy won his 159th game at the helm of the Clippers, as Los Angeles defeated the Kings 97-87 in Sacramento, becoming the franchise leader in all-time victories, surpassing Dr. Jack Ramsay (1972-76).

12/8/14: The Clippers edged the Phoenix Suns 121-120 in an overtime thriller on a three-pointer by forward Blake Griffin as time expired. This was Griffin's first career game winning buzzer-beater. Griffin finished the night with 45 points, his second-highest career scoring output.

12/9/76: The Buffalo Braves trade three-time NBA scoring champion Bob McAdoo and Tom McMillen to the Knicks for John Gianelli and cash.

12/11/07: The Clippers snapped an eight-game losing streak in New Jersey, defeating the Nets 91-82 behind 18 points from Chris Kaman and Tim Thomas. It was the Clippers first win in New Jersey since 1/15/08.

12/11/13: Forward Antawn Jamison scores his 20,000th career point in the second quarter of the Clippers' win over the Boston Celtics. By reaching the milestone, Jamison became just the 20th player all-time to reach at least 20,000 points, 8,000 rebounds and 1,000 assists in his career.

12/14/79: Swen Nater sets a franchise single-game record with 32 rebounds vs. Denver.

12/14/11: The Clippers acquire All-Star point guard Chris Paul in a trade with the New Orleans in exchange for Chris Kaman, Eric Gordon, Al-Farouq Aminu and a draft pick.

THIS DATE IN FRANCHISE HISTORY

12/15/91: The Clippers down the Magic 119-104 to set a franchise record with eight straight wins.

12/17/96: As part of the NBA at 50 Celebration, former head coach Bill Fitch is named one of the Top Ten Coaches in NBA History.

12/23/05: Elton Brand had 38 points and 20 rebounds while Chris Kaman had 22 points along with 22 rebounds to lead the Clippers to a 97-88 victory at Charlotte becoming the first teammates to record a 30-point, 20-rebound performance along with a 20-point, 20-rebound performance in the same game since December 8, 1970, when Willis Reed (37 points, 23 rebounds) and Dave DeBusschere (22 points, 20 rebounds) combined to accomplish the feat for the New York Knicks. In addition, Brand and Kaman became the first teammates to produce at least 20 points and 20 rebounds in the same game in franchise history.

12/25/11: Chris Paul makes his regular-season debut with the Clippers just 10 days after being acquired in a blockbuster trade with the New Orleans Hornets. Paul scored 20 points with nine assists as the Clippers knocked off the Golden State Warriors, 105-86, at Oracle Arena in the season opener.

12/26/87: Michael Cage establishes a franchise record with 14 offensive rebounds vs. Boston.

12/30/92: The first time the Clippers beat the Celtics in L.A., the club blocks a then franchise-record 16 shots in a 105-99 win.

12/30/12: The Clippers win their franchise-record 17th game in a row, a streak which started Nov. 28, 2012 and concluded with their 107-96 victory over the Utah Jazz at Staples Center. The win also secured the first undefeated month in franchise history. The Clippers went 16-0 in December, becoming just the third team in league history to win at least 16 games in a calendar month without a loss.

JANUARY

1/1/74: Ernie DiGregorio sets a franchise record with 25 assists at Portland.

1/4/89: Rookie Danny Manning goes down for the remainder of the season with a knee injury in the first quarter of a game at Milwaukee.

1/4/97: For the first time since 11/6/86, a streak of 20 games, the Clippers put away the Rockets at the Summit 95-91.

1/9/13: The Clippers win, 99-93, against the Dallas Mavericks, establishing a new franchise record with their 13th consecutive home victory in a row.

1/11/15: Guard Chris Paul passed Tiny Archibald (6,476) for No. 20 on the NBA's all-time assists list.

1/12/10: Baron Davis became just the second player since the NBA began keeping the steals statistic (1973-74) to record a triple-double in a regulation game with at least 27 points, 12 rebounds, 12 assists and five or more steals when he put up those numbers on January 12, 2010 at Memphis. Fat Lever was the other player to accomplish this feat when he recorded 31 points, 16 rebounds, 12 assists and six steals at Chicago on January 7, 1988.

1/13/79: Lloyd Free establishes a franchise record by making 22 free throws vs. the Hawks.

1/16/90: Ron Harper suffers a season-ending knee injury. The Clippers finish 14-14 in the games with Harper, 14-40 without him.

1/17/79: The Clippers beat the Lakers 119-117 to start a streak that would see them win 20 of 26.

1/17/11: Blake Griffin sets a new Los Angeles Clippers rookie record for points in a game with 47 points in a 114-107 win over Indiana.

1/18/86: The Clippers score a 131-97 victory over the Jazz. The 34-point margin is the biggest in Clipper history.

1/21/94: With the Sports Arena suffering damage due to the Northridge Earthquake, the Clippers are forced to play a "home" game at the Forum, losing to the Cleveland Cavaliers 90-106.

1/22/03: With their 96-89 road win over the Utah Jazz at the Delta Center, the Clippers snapped a 22-game, 11-season regular season drought in Salt Lake City.

1/25/95: In their final appearance at historic Boston Garden, the Clippers beat the Celtics 107-98.

1/25/15: By converting each of his five field goal attempts in a 120-100 Clippers win over the Phoenix Suns, center DeAndre Jordan completed a six-game stretch in which he shot 88.4% (38-43) from the field. This stands as the highest field goal percentage of any NBA player in any six-game span in the shot clock era (40+ FGA).

1/27/94: In the first NBA regular season game played in Orange County due to damage suffered at the Sports Arena caused by the Northridge quake, 17,507 see the Clippers suffer a 101-103 loss to the Knicks.

1/27/04: "The Voice of the Clippers," Ralph Lawler, broadcasted his 1,500th consecutive Clipper game on January 27. The Clippers honored Lawler at halftime of their 102-92 victory over the Chicago Bulls at STAPLES Center.

1/30/12: Blake Griffin and the Clippers finish off a 112-100 victory over the defending Western Conference champion Oklahoma City Thunder to move to 10-2 at home, marking the first time in franchise history they reached 10 wins in their first 12 home games. And they did so in emphatic fashion. Griffin sent the Staples Center crowd into a frenzy following a third quarter dunk over Thunder center Kendrick Perkins. The dunk gained instant buzz on social media, was nominated for a 2012 ESPY for "best play" and became widely known as one of the most iconic in-game dunks in recent league history.

1/30/12: Caron Butler scored his 10,000th career NBA point on a 3-pointer in a victory over Oklahoma City.

FEBRUARY

2/1/12: The Clippers snapped a 16-game losing streak in Salt Lake City with a 107-105 win over the Utah Jazz. It was the first win for the Clippers in Utah since Jan. 22, 2003.

2/2/11 to Present: The Clippers have sold out 127 consecutive regular season games at STAPLES Center, dating back to Feb. 2, 2011. The Clippers also sold out all 15 of their home playoff games in that span, including seven in 2014.

2/2/12: Chauncey Billups played in his 1,000th career NBA game vs. Denver.

2/2/15: Guard Jamal Crawford passed Rashard Lewis (1,787) for No. 8 on the NBA's all-time made three-point field goals list. Crawford finished 2014-15 with 1,816 career made three-pointers and remains 15 made threes from passing his former Clippers teammate Chauncey Billups (1,830) for No. 7 on the list.

2/4/84: Michael Brooks' consecutive games streak ends at 293 when he suffers a season-ending knee injury.

2/4/04: Quentin Richardson sets a franchise record by hitting eight three-point field goals in the Clippers 95-86 victory over the Boston Celtics at Fleet Center. Richardson hit 8 of 11 attempts from beyond the arc and scored a game-high 36 points.

2/5/78: Randy Smith scores 27 points in 29 minutes to lead the East to a 133-125 win over the West in the NBA All-Star Game. Smith was named MVP.

TEAM HISTORY

THIS DATE IN FRANCHISE HISTORY

2/5/92: Larry Brown is hired to replace Mike Schuler as head coach. The team is three games under .500 at the time, but goes 23-12 the rest of the way to qualify for the playoffs.

2/5/15: Center DeAndre Jordan logged his 35th consecutive game with a field goal percentage of 50% or higher, the most consecutive such games by any player in the NBA since 1984-85, when Clippers center James Donaldson did so in 34 consecutive games during the franchise's first season in Los Angeles.

2/8/08: Corey Maggette equaled the Clippers franchise record for most three-pointers in a game without a miss, going 5-for-5 from three-point land in a 102-98 win over the Raptors in Toronto.

2/9/14: With Chris Paul returning from an 18-game absence due to a separated right shoulder, the Clippers defeat the Philadelphia 76ers, 123-78. The 45-point win was highlighted by a lead as large as 56 points in the third quarter and marked the largest-ever margin of victory in a home game by the Clippers.

2/10/96: Rookie Brent Barry wins the NBA Slam Dunk Title during All-Star Weekend in San Antonio. Earlier that same day in the Schick Rookie Game, he tallies eight points, four assists and five steals on his way to earning two MVP votes.

2/10/02: Elton Brand scores six points and grabs 10 rebounds for the West squad in the NBA All-Star Game. Brand is the first Clippers All-Star since 1994.

2/11/97: With a 116-112 victory over the Celtics, the Clippers complete a seven-game homestand with a record of 6-1, making it the winningest homestand in franchise history.

2/11/15: Center DeAndre Jordan appeared in his 294th consecutive game, surpassing Michael Brooks for the second-most consecutive games played in franchise history. Jordan finished 2014-15 having played in 322 consecutive games, dating back to 3/25/11.

2/13/05: Ralph Lawler broadcasts his 2,000th Clippers game at Toronto.

2/16/14: Blake Griffin tallies 38 points in his fourth All-Star Game, a 163-155 loss by the Western Conference at Smoothie King Center in New Orleans. Griffin's point total set a Clippers record and tied Kevin Durant and Rick Barry for the third most points in All-Star Game history. He was four points shy of tying Wilt Chamberlain's All-Star Game best and also broke Chamberlain's record for most field goals by making 19.

2/17/13: Chris Paul scores 20 points with a game-high 15 assists to capture the 2013 All-Star Game MVP. Paul was the first player since Randy Smith in 1978 to win the award as a member of the Clippers/Braves.

2/19/06: In his second All-Star appearance, Elton Brand records 12 points and six rebounds in 16 minutes of action.

2/19/11: Blake Griffin wins the Sprite Slam Dunk Contest at All-Star Weekend at STAPLES Center in iconic fashion, blowing away the field by leaping over a car to win the contest.

2/21/93: As the first Clipper All-Star since Marques Johnson (1986), Danny Manning scores 10 points (5-5 FG) in 18 minutes in the 1993 NBA All-Star Game in Salt Lake City, UT.

2/22/74: En route to his first league scoring title, Bob McAdoo of the Buffalo Braves scores 52 points vs. the Celtics.

2/24/94: The Clippers beat the trading deadline by sending Danny Manning to Atlanta in exchange for Dominique Wilkins.

2/25/98: With the team's 117-108 win over the 76ers, Bill Fitch surpasses the legendary Red Auerbach for second place on the NBA's all-time victory list.

2/25/02: Elton Brand scores 27 points and pulls down 23 rebounds in a win at Memphis and becomes the first player in Clippers history to record back-to-back 20-20 games. Two nights earlier in Indiana, Brand totaled 23 points and 21 rebounds.

2/26/11: The Voice of the Clippers, Ralph Lawler, celebrated his 2,500th Clippers' broadcast.

MARCH

3/1/06: The Clippers held the New Orleans/Oklahoma City Hornets to an all-time NBA low for points in a half, by limiting the Hornets to 16 second half points in an 89-67 victory over the Hornets at STAPLES Center. The Hornets had built a 59-49 lead with 8:03 to play in the third quarter before Los Angeles held them scoreless until the 7:22 mark of the fourth quarter, a span of 12:41. The Hornets, who shot 1-14 from the floor in the fourth quarter, made their only field goal of the quarter with 5:44 to play, a span of 14:19. The Hornets scored eight points in both the third and fourth quarters. The previous NBA-low for points in a half during the shot clock era was 19 points, a record previously shared by three teams, including the Hornets and Clippers.

3/3/07: The Clippers hold Indiana to an opponent franchise record low 64 points en route to an 87-64 win over the Pacers.

3/4/15: Center DeAndre Jordan completed a 10-game stretch in which he recorded 201 rebounds with 19 boards in a 98-93 Clippers loss to the Trail Blazers. Jordan Ben Wallace and Dennis Rodman are the only NBA players since at least 1994-95 to record 200+ rebounds in a 10-game span.

3/5/14: Blake Griffin earns the first Western Conference Player of the Month award of his career. Griffin helped the Clippers to a 7-4 February and averaged 30.0 points and 10.7 rebounds. Amongst Western Conference players, Griffin ranked third in scoring and sixth in rebounding, and was one of only two players in the league to average at least 30.0 points and 10.0 rebounds for the month.

3/6/14: The Clippers set multiple franchise records in their 142-94 victory over the Los Angeles Lakers. The most significant was their 48-point margin of victory, the most by the Clippers in franchise history. It was just the sixth time since 1979 that a road team won by at least 48 points.

3/9/12: The Clippers defeated San Antonio 120-108, ending a 17-game losing streak in San Antonio. It was the Clippers first win in the Alamo City since Jan. 31, 2002.

3/10/13: DeAndre Jordan converts his "Dunk of the Year" in a lopsided victory over the Detroit Pistons at Staples Center. Jordan caught an alley-oop from Chris Paul midway through the second quarter and dunked it over a rotating Brandon Knight. The play became an internet sensation and won the 2013 NBA Social Media Award for Dunk of the Year.

3/11/80: Bill Walton injures his foot in a game against the Lakers. He would not play again for 2 1/2 years.

3/12/08: The Clippers established a new franchise record when they committed just five turnovers in a 110-88 loss in Orlando.

3/13/83: Randy Smith plays in his 906th consecutive NBA game, establishing an NBA Iron Man streak that stands for 15 years.

3/13/98: It's a record-shattering evening for the Clippers, who establish franchise marks in points (152) and FG% (.693) in a 152-120 win over the Raptors. The 152 points is also the 1998 NBA high for points scored in a game.

3/14/07: Elton Brand became the Clippers all-time franchise rebounding leader when he grabbed his fourth rebound of the game at Houston, recording rebound number 4,472 as a Clipper, surpassing Loy Vaught's total of 4,471 career boards.

THIS DATE IN FRANCHISE HISTORY

3/17/91: The Clippers top the Trail Blazers 107-97 breaking a 29-game losing streak at Portland.

3/18/79: The Clippers beat New Jersey 110-98 in San Diego to score a franchise record 11th straight win on their home court.

3/18/98: Eric Piatkowski becomes the franchise-leader in three-pointers when he hits the 263rd trey of his career at Seattle.

3/20/15: In a 113-99 Clippers victory over the Washington Wizards at STAPLES Center, guard J.J. Redick set a Clippers franchise record with his 162nd made three-point field goal of the season. Redick would finish the season with 200 three-pointers, becoming one of only 27 to record 200+ threes in a season since the three-point shot was first implemented in 1979-80. Additionally, a Hedo Turkoglu three-pointer at the 10:12 mark in the second quarter was LAC's 694th of the season, setting the franchise record for the most made three-point field goals in a single season. The Clippers would finish the season with 827 made three-pointers, good for the seventh most of any team in a single season since the three-point shot was first implemented in 1979-80.

3/22/14: In just 606 career games, Chris Paul picks up his 6,000th career assist in the first quarter of the Clippers' victory over the Detroit Pistons. Paul became the seventh player in NBA history to reach 6,000 assists before the conclusion of his ninth season.

3/23/11: Blake Griffin records his first career triple-double in a 127-119 win over Washington with 33 points, 17 rebounds and 10 assists.

3/30/93: The Clippers beat the Lakers 101-93 at the Sports Arena to clinch the City-Series for the first time since the Clippers moved to LA in 1984.

3/31/01: With 11 points, 10 rebounds and 10 assists, Lamar Odom sets the franchise record for triple-doubles in a season, recording his fourth of the campaign in a 104-97 win over Cleveland. This also pushes Odom's career triple-double mark to seven, also a franchise record.

3/31/14: The Clippers win 114-104 in Minnesota to cap off a 13-2 record in the month of March. The 13 wins in 15 games marked the second best calendar month in franchise history and helped the Clippers secure the third best record in the NBA in the 2013-14 regular season.

APRIL

4/1/15: Guard Chris Paul followed forward Blake Griffin's lead, putting up a season-high 41 points against Portland on Apr. 1, just one night after Griffin scored 40 at home against Golden State. This marked the first instance in Clippers franchise history in which two separate players have posted 40+ points in consecutive games. The last Clipper to score back-to-back 40-point games was Bob McAdoo, who did so three times for the 1975-76 Buffalo Braves.

4/2/12: Randy Foye tied the franchise record for most 3-pointers made in a game when he went 8-of-15 from beyond the arc in a loss to the Mavericks in Dallas.

4/4/10: Rasual Butler established a new Clippers' franchise record for three-pointers made in a season when he hit his 140th trey vs. New York surpassing Terry Dehere's 139 three-pointers in 1995-96.

4/5/11: Blake Griffin sets the Los Angeles Clippers' record for rebounds in a season, pulling down his 939th rebound of the season in a contest at Memphis. Griffin surpassed the record set by Michael Cage, who pulled down 938 rebounds during the 1987-88 season. Griffin finished with 989 rebounds on the year.

4/5/15: The Clippers beat the Lakers 106-78 to sweep their crosstown rival for the second time in three seasons. This was LAC's 25th road win of the season, surpassing their 2013-14 mark of 24 wins, which had previously stood as the franchise record. The Clippers finished 2014-15 with 26 road victories.

4/7/13: The Clippers defeat the Los Angeles Lakers, 109-95, to clinch their first-ever first Pacific Division title.

4/7/15: At the 3:14 mark in the third quarter of the Clippers 105-100 win over the Lakers, guard Chris Paul surpassed 13,000 career points. In reaching the milestone, Paul became one of four players all-time to record 13,000+ points and 6,500+ assists in less than 700 career games. Additionally, Paul passed Guy Rodgers (6,917) for No. 16 on the NBA's all-time assists list in the contest. Paul finished 2014-15 with 6,950 career assists and remains six assists away from passing Bob Cousy (6,955) for No. 15 on the list.

4/8/78: The Braves play their final home game in Buffalo, losing to the Knicks 107-118 at the Buffalo Memorial Auditorium.

4/11/15: Forward Blake Griffin surpassed the 8,000 career-point mark in a 94-86 win at home over the Memphis Grizzlies. Griffin and Tim Duncan are the only two active players to record 8,000+ points and 3,500+ rebounds in fewer than 375 career games.

4/13/15: Center DeAndre Jordan recorded his fourth game of the season with 20+ points and 20+ rebounds in the Clippers 110-103 win over the Denver Nuggets. No other player in Clippers franchise history has recorded more than three such games in a single season. The Clippers' win also marked Jordan's 13th game of the season with 20+ rebounds, the most by any Clipper in a single season since at least 1985-86.

4/14/84: In their final game in San Diego, the Clippers roll over the Jazz 146-128.

4/14/97: Clinching their first playoff birth since the 1992-93 season, the Clippers defeat the Mavericks 99-93 in Dallas.

4/14/15: The Clippers closed out the season with their franchise record eighth consecutive road victory, edging the Phoenix Suns 112-101. Additionally, center DeAndre Jordan grabbed his franchise record 1,217th rebound of the season, surpassing Swen Nater, who recorded 1,216 rebounds for the 1979-80 San Diego Clippers. Jordan would finish the game with 14 rebounds, bringing his season total to 1,226, good for the fourth most by any player in a single season since 1985-86.

4/15/86: Elgin Baylor is named Vice President of Basketball Operations. The Hall of Famer takes over the helm, replacing Carl Scheer.

4/15/14: The Clippers set a franchise record with their 34th and final home victory of the season, a 117-105 win over the Denver Nuggets.

4/16/92: The Clippers clinch a spot in the playoffs for the first time since 1976 with a 96-93 win over the Timberwolves.

4/16/93: A second-consecutive Clipper playoff berth is clinched with a 122-115 win over Golden State.

4/16/02: A crowd of 20,264 is on hand for the season home-finale with Memphis, giving the Clippers their 25th sellout of the season, shattering the previous season's franchise-record total of 11. The sellout is the 16th straight, also a franchise record. The Clippers finish the season with a total attendance of 740,185, which far surpasses the previous season's franchise-record total of 599,448.

4/16/12: The Clippers clinched their first playoff berth since 2005-06, ending the second longest active playoff drought in the NBA.

TEAM HISTORY

THIS DATE IN FRANCHISE HISTORY

4/16/14: Jamal Crawford makes three 3-pointers in the Clippers' regular season finale versus the Portland Trail Blazers, setting the franchise record for 3-pointers in a single season (161).

4/16/14: DeAndre Jordan wraps up his 2013-14 campaign by capturing the league lead in rebounds per game (13.6) and field goal percentage (.676). Jordan became just the third player in more than 40 years to lead the NBA in both categories and first since Dwight Howard in 2009-10.

4/17/98: The Clippers announce plans to move into the state-of-the-art STAPLES Center when the building opens for the 1999-2000 season. Along with the L.A. Kings and Lakers, STAPLES Center is the first arena in the country to house three professional franchises.

4/17/02: In the season finale at Golden State, Elton Brand records a team-record 55th double-double, breaking Swen Nater's single-season mark of 54 (1980-81).

4/18/76: The Buffalo Braves score a 124-123 overtime win over the 76ers to advance to the second round of the NBA Playoffs.

4/19/00: The Clippers close out the season with a 114-106 win at Seattle. The win is the Clippers' first in Seattle since January of 1994 and their first win ever in Key Arena, snapping an 0-7 drought.

4/19/06: With an 85-71 victory in Dallas, the Clippers finish the 2005-06 regular season with a 47-34 record and won more games than any other team in Clippers' history. The Clippers 47 victories topped the previous high of 45 wins recorded by the 1991-92 team that held the previous record for victories since the franchise moved to California prior to the 1978-79 season.

4/19/06: With their season ending win in Dallas, the Clippers also finished the regular season with a 20-21 road record, to post the most road victories in a single season in franchise history. The 1974-75 Buffalo Braves held the previous high, recording a 19-22 road record on their way to the best record in franchise history (49-33).

4/21/05: Shaun Livingston named Western Conference winner of got milk? Rookie of the Month for April.

4/21/14: In Game 2 of their opening round playoff series against the Golden State Warriors, the Clippers even the slate at one game apiece with a 138-98 victory. It was the widest margin of victory in a postseason game in franchise history and marked just the fifth time since 1998 that a team won a playoff game by 40 points or more.

4/22/15: Forward Blake Griffin recorded his first career postseason triple-double with 29 points, 12 rebounds and 11 assists in the Clippers 111-107 loss to the Spurs in Game 2 of the First Round of the Western Conference Playoffs.

4/24/88: Michael Cage grabs 30 rebounds in the season finale vs. Seattle to win the NBA Rebounding Title.

4/26/15: Forward Blake Griffin recorded a postseason career-high 19 rebounds in the Clippers Game 4 win over San Antonio in the First Round of the Western Conference playoffs.

4/28/05: Bobby Simmons is named 2004-05 NBA Most Improved Player.

4/29/12: The Clippers stormed back from a 27-point second half deficit to beat Memphis and win Game 1 of the Western Conference First Round Playoff series. The Clippers comeback from 21 points down entering the fourth quarter is tied for the largest come from behind win in playoff history.

4/30/06: Elton Brand is named the winner of the 2005-06 NBA Sportsmanship Award.

4/30/15: Blake Griffin recorded 26 points, 12 rebounds, six assists, four blocks and zero turnovers in Game 6. Griffin is the only player since 1985-86 to record these totals or higher in each category without committing a turnover in a postseason game.

MAY

5/1/06: The Clippers seal a 4-1 first round playoff series victory against the Denver Nuggets, thanks to a 101-83 win at STAPLES Center.

5/2/15: The Clippers defeated the Spurs in Game 7 of the First Round of the Western Conference Playoffs on a go-ahead basket by Chris Paul with one second remaining. According to the Elias Sports Bureau, no other player in NBA history has scored a game-winning field goal with as little time remaining in a Game 7. Prior to Paul's shot, the latest series-winning shot came when a Sam Jones field goal with two seconds remaining lifted the Boston Celtics over the Philadelphia Warriors on April 5, 1962.

5/3/14: The Clippers defeat the Golden State Warriors, 126-121, in Game 7 of their opening round playoff series to advance to the Western Conference Semifinals. The victory, capped by a 39-point fourth quarter, marked the first victory in a Game 7 at home in franchise history.

5/4/81: Donald T. Sterling takes over ownership of the San Diego Clippers after purchasing the franchise from Irving H. Levin.

5/4/92: The Clippers extend the Utah Jazz, who finished tied with the fourth-best record in the league, to five games in the 1992 playoffs. Although L.A. led for over three quarters in the decisive fifth game, they could not stop a Utah fourth-quarter surge at the Delta Center, and lost 89-98.

5/4/11: Blake Griffin named T-Mobile NBA Rookie Of The Year.

5/4/15: Forward Blake Griffin recorded his third triple-double of the postseason in the Clippers 117-101 win over the Rockets in Game 1 of the Western Conference Semifinals, becoming one of only three forwards three forwards since 1985-86 to record three triple-doubles in a single postseason. The other two (L. James- 2013 & L. Bird- 1986) not only won the NBA Championship, but were also named MVP of the NBA Finals. Only seven players

5/5/99: The Clippers end an era when they play their final game at the L.A. Memorial Sports Arena, losing to the Seattle SuperSonics 105-107.

5/8/93: In a very tough, low scoring affair, Vernon Maxwell of the Houston Rockets hits a three-pointer in the final seconds of Game 5 to down the Clippers 80-84 and eliminate them from the first round of the 1993 NBA Playoffs.

5/8/14: Jamal Crawford receives the 2014 Kia NBA Sixth Man Award, the first such award in Clippers' franchise history, after averaging 18.6 points per game. At 34 years old, Crawford became the oldest player in league history to win the award. He also is the only player to have won it on two different teams (2010 Atlanta Hawks).

5/10/15: The Clippers beat the Rockets 128-95 in Game 4 of Western Conference Semifinals. Their 33-point margin of victory is LAC's second-largest in a postseason game in franchise history (40- 2014 NBA Playoffs; Round 1, Game 2: LAC 138, GSW 98). Center DeAndre Jordan logged 26 points and 17 rebounds in the contest, becoming the only player since at least 1985-86 to record 25+ points and 15+ rebounds in 30 or fewer minutes of playing time in a postseason game.

THIS DATE IN FRANCHISE HISTORY

5/11/14: On Mother's Day, the Clippers reverse a 16-point fourth-quarter deficit in Game 4 of the Western Conference Semifinals to stun the Oklahoma City Thunder and even the best-of-seven series at four games apiece. It was the largest fourth-quarter comeback in the postseason and biggest of the season for the Clippers, who overcame deficits 14 times throughout the regular season and playoffs.

5/13/08: Al Thornton was named to the T-Mobile NBA All-Rookie First Team following a break-through campaign that saw him average 12.7 points, 4.5 rebounds, 1.2 assists in 27.3 minutes in 79 games. Thornton finished his first season ranked second among rookies in scoring (12.7 ppg), fifth in minutes (27.3), eighth in rebounds (4.5 rpg), fourth in three-point field goal percentage (.331 3FG) and fourth in double-doubles (7).

5/13/12: The Clippers won Game 7 for the first time in franchise history, defeating Memphis 82-72 to win their first Playoff series since 2006. The Clippers become the 22nd team in NBA history to win a Game 7 on the road.

5/17/98: On the 10th anniversary of the first time the Clippers won the NBA Draft Lottery, Elgin Baylor is lucky once again as the Clippers win the rights to draft #1 in the 1998 NBA Draft.

5/17/01: Clippers' Rookie Darius Miles becomes the first high school player in NBA history to be named to the NBA Schick All-Rookie First Team.

5/17/06: Vice President of Basketball Operations Elgin Baylor is named NBA Executive of the Year by The Sporting News.

5/19/09: The Clippers beat the odds at the NBA Lottery, leapfrogging the Sacramento Kings and the Washington Wizards to win the first overall selection in the 2009 NBA Draft. Los Angeles had a 17.7% chance of landing the top pick in the draft.

5/20/01: With only a 6.28 % chance of moving up into the top two, the Clippers defied the odds at NBA Draft Lottery 2001 by leapfrogging from the 8th pick to the 2nd overall selection in NBA Draft 2001.

5/22/06: Playing the first Game 7 in Clippers' postseason history, Los Angeles is eliminated from the playoffs in Phoenix. In a high-scoring series in which the Clippers averaged 113.3 points per game, Los Angeles is outscored 127-107 in the final game.

5/23/12: Chris Paul is the first player in franchise history to be named to the NBA All-Defensive First Team.

5/24/12: Chris Paul became the first Los Angeles Clippers player to be named to the All-NBA First Team. Blake Griffin was named to the All-NBA Second Team. Paul became the second player in franchise history to earn a spot on the All-NBA First Team.

JUNE

1978: John Y. Brown, owner of the Buffalo Braves, and Irving H. Levin, owner of the Boston Celtics, decide to "trade" franchises. This unprecedented maneuver brought about the eventual relocation and name-change of the San Diego Clippers before the 1978-79 season.

6/25/09: A new era in Los Angeles begins, as the Clippers select consensus collegiate player of the year, Blake Griffin, with the first overall selection in the 2009 NBA Draft. The Naismith, Wooden and AP Player of the Year averaged 22.7 points and 14.4 rebounds for the Oklahoma Sooners during the 2008-09 campaign.

6/25/13: Glenn "Doc" Rivers is named Head Coach and Senior Vice President of Basketball Operations. The Clippers signed Rivers after the Boston Celtics agree to release him in exchange for a first round pick in the 2015 NBA Draft.

6/27/01: For the second consecutive season the Clippers pull off a blockbuster draft-day trade, acquiring forward Elton Brand from the Chicago Bulls in exchange for forward Brian Skinner and the draft rights to Tyson Chandler.

6/28/88: The Clippers use the first pick in the 1988 NBA Draft to select NCAA Player of the Year Danny Manning, who led Kansas to the 1988 NCAA Title.

JULY

7/7/10: Vinny Del Negro is named head coach of the Clippers.

7/9/08: Clippers sign free agent point guard and two-time NBA All-Star Baron Davis to a multi-year contract.

7/9/15: Center DeAndre Jordan re-signs with the Clippers as an unrestricted free agent, inking a multi-year contract that will keep him in Los Angeles through the 2018-19 season.

7/10/13: The Clippers acquire forward Jared Dudley from the Phoenix Suns and guard J.J. Redick from the Milwaukee Bucks as part of a three-team trade. The Clippers sent point guard Eric Bledsoe and forward Caron Butler to the Suns as well as a future second round pick to the Bucks. The Clippers also signed free agent forward Matt Barnes, guard Darren Collison, center Ryan Hollins and re-signed guard Chris Paul.

7/10/13: The Clippers introduce six players in a massive news conference that includes superstar Chris Paul, Matt Barnes and Ryan Hollins resigning with the team as well as newcomers J.J. Redick, Jared Dudley and Darren Collison.

7/11/03: Mike Dunleavy is named head coach, bringing an experienced leader to the Clippers bench. Dunleavy guided the Clippers to a 22-25 record to begin the season but a wave of injuries to starters and key reserves led the team to finish 28-54, a one game improvement from the previous season. Dunleavy led the Clippers to a 37-45 record in 2004-05, a nine-game improvement from his first season.

7/15/08: The Clippers acquire 2006-07 NBA Defensive Player of the Year Marcus Camby from Denver in exchange for allowing the Nuggets the option to exchange second round picks with the Clippers in 2010.

AUGUST

8/3/07: Elton Brand suffers a ruptured Achilles tendon during a routine summer workout. Following surgery, the injury caused Brand to miss the first 74 games of the 2007-08 season, before he returned to average 17.6 points and 8.0 rebounds in eight games.

TEAM HISTORY

Official Gasoline of the LA Clippers.



ARCO
Quality TOP TIER® gas for less.

To learn more, visit arco.com and/or toptiergas.com. ©2015 Tesoro Refining & Marketing Company LLC.

THE OPPONENTS

ATLANTA HAWKS

MIKE BUDENHOLZER

Record:
98-66 (.598)
w/Hawks:
98-66 (.598)

Centennial Tower
101 Marietta Street, Ste. 1900, Atlanta, GA 30303
Phone: (404) 878-3800
www.hawks.com

Managing Partner, Alternate NBA Governor	Michael Gearon
Partner, Alternate NBA Governor	Ed Peskowitz
Partner	Todd Foreman
Partner	Rutherford Seydel
CEO, Atlanta Hawks/Philips Arena	Steve Koonin
President of Entertainment Enterprises	Bob Williams
President of Basketball Operations/GM	Danny Ferry
Assistant General Manager	Wes Wilcox
EVP/Chief Legal Officer & Assistant GM	Scott Wilkinson
Head Coach	Mike Budenholzer
Assistant Coaches	Kenny Atkinson, Darvin Ham, Taylor Jenkins, Charles Lee, Neven Spahija, Ben Sullivan
Athletic Trainer	Wally Blase
Vice President of Communications	**Garin Narain**
Team Colors	Red, White, Blue, Silver
Home Court	Philips Arena (18,238), 1999
TV	SportSouth (Bob Rathbun, Dominique Wilkins, Andre Aldridge)
Radio	92.9 The Game (Steve Holman)

SERIES HISTORY

All-Time: 39-75 (Home: 26-31, Road: 13-44)
2014-15: 0-2
Current Overall Streak: Lost 2
Home Streak: Lost 1
Last Win: March 8, 2014 (109-108)
Last Loss: January 5, 2015 (98-107)
Road Streak: Lost 6
Last Win: February 7, 2009 (121-97)
Last Loss: December 23, 2014 (104-107)
Largest Margin of Victory
Home: 23 (109-86), November 5, 2001
Road: 24 (121-97), February 7, 2009
Largest Margin of Defeat
Home: 36 (82-118), January 26, 1973
Road: 37 (84-121), January 3, 1988

HAWKS 2014-15 REVIEW

Record: 60-22 (.732), 1st place, Southeast Division
Team Leaders:
Points: Millsap (1,218)
Rebounds: Millsap (570)
Assists: Teague (513)
vs. Clippers:

12/23/14	LAC	104	at	**ATL**	**107**
1/5/15	**ATL**	**107**	at	LAC	98

2015 Playoffs:
1st Round vs. Brooklyn (4-2)
2nd Round vs. Washington (4-2)
Conf. Finals vs. Cleveland (0-4)
2015 Draft Choices:
Kelly Oubre (15), Marcus Eriksson (50), Dimitrios Agravanis (59)

ABOUT THE HAWKS

All-time record: 2,602-2,622 (.498)
Franchise Locations:
Tri-Cities Blackhawks (1949-51)
Milwaukee Hawks (1951-55)
St. Louis Hawks (1955-68)
Atlanta Hawks (1968- Present)

2014-15 HAWKS VS. CLIPPERS

2014-2015 SEASON SERIES (2-0)

PLAYER	G-GS	MIN	FG-FGA	PCT	3FG-FGA	PCT	FT-FTA	PCT	- REBOUNDS - OFF	DEF	TOT	AST	PF-DQ	STL	TO	BLK	PTS	AVG	HI
Carroll	2-2	70	15-20	.750	8-10	.800	4-9	.444	4	14	18	4	5-0	2	1	0	42	21.0	25
Millsap	2-2	68	12-28	.429	2-6	.333	14-16	.875	1	16	17	9	7-0	3	3	2	40	20.0	23
Horford	2-2	68	14-33	.424	0-1	.000	8-10	.800	4	6	10	6	6-0	1	2	1	36	18.0	20
Teague	2-1	56	9-21	.429	4-9	.444	7-9	.778	1	5	6	15	4-0	4	5	0	29	14.5	20
Antic	1-0	18	3-5	.600	2-4	.500	5-8	.625	0	2	2	1	1-0	0	2	0	13	13.0	13
Korver	2-2	71	7-16	.438	7-13	.538	2-2	1.000	1	5	6	8	5-0	1	2	0	23	11.5	14
Schroder	2-1	39	5-17	.294	1-3	.333	1-2	.500	1	3	4	6	6-0	3	5	0	12	6.0	7
Sefolosha	2-0	40	3-6	.500	1-2	.500	2-2	1.000	0	7	7	3	3-0	3	2	0	9	4.5	9
Scott	2-0	19	1-6	.167	0-2	.000	5-6	.833	2	5	7	1	3-0	0	2	0	7	3.5	5
Brand	1-0	17	1-2	.500	0-0	—	1-2	.500	2	4	6	0	3-0	2	2	2	3	3.0	3
Bazemore	2-0	11	0-2	.000	0-0	—	0-2	.000	0	1	1	0	1-0	0	0	0	0	0.0	0
Daye (TOT)	1-0	0	0-0	—	0-0	—	0-0	—	0	0	0	0	0-0	0	0	0	0	0.0	0
Muscala	1-0	2	0-1	.000	0-0	—	0-0	—	0	0	0	0	0-0	0	0	0	0	0.0	0
HAWKS	**2**	**480**	**70-157**	**.446**	**25-50**	**.500**	**49-68**	**.721**	**16**	**68**	**84**	**53**	**44-0**	**19**	**26**	**5**	**214**	**107.0**	**107**
CLIPPERS	**2**	**480**	**70-166**	**.422**	**18-54**	**.333**	**44-61**	**.721**	**24**	**72**	**96**	**49**	**48-1**	**15**	**31**	**10**	**202**	**101.0**	**104**

DATE	W-L	LAC-ATL	SITE
11/11/70	W	134-118	Buffalo
12/13/70	L	91-110	Atlanta
1/18/71	L	113-123	Buffalo
2/27/71	L	117-134	Atlanta
11/5/71	W	*122-117	Atlanta
11/23/71	W	102-97	Buffalo
12/25/71	L	117-140	Atlanta
1/25/72	L	110-123	Buffalo
2/13/72	L	119-133	Atlanta
2/29/72	L	89-99	Buffalo
10/10/72	L	109-120	Buffalo
12/22/72	L	109-110	Buffalo
12/30/72	L	110-120	Atlanta
1/18/73	W	127-125	Atlanta
1/26/73	L	82-118	Buffalo
2/3/73	L	101-105	Atlanta
11/13/73	W	121-114	Buffalo
11/28/73	L	106-130	Atlanta
12/11/73	W	*132-127	Atlanta
1/6/74	W	117-109	Buffalo(T)
1/8/74	W	100-96	Buffalo
1/26/74	L	122-132	Atlanta
12/20/74	L	102-113	Buffalo
1/4/75	W	121-108	Atlanta
1/18/75	W	129-115	Atlanta
1/31/75	W	111-101	Buffalo
12/11/75	L	99-122	Atlanta
1/21/76	W	102-94	Atlanta
1/23/76	W	119-104	Buffalo
2/15/76	L	104-112	Atlanta
4/2/76	W	101-93	Buffalo
11/27/76	L	94-101	Atlanta
1/12/77	L	118-124	Buffalo
2/3/77	L	98-100	Atlanta
3/22/77	L	84-86	Buffalo
11/30/77	W	105-93	Buffalo
1/29/78	L	102-107	Atlanta
2/26/78	L	117-119	Atlanta
4/5/78	L	74-87	Buffalo
11/9/78	L	101-125	Atlanta
11/21/78	L	107-113	San Diego
1/13/79	L	119-124	Atlanta
2/18/79	W	116-101	San Diego
12/1/79	L	96-106	Atlanta
1/16/80	W	111-108	San Diego
12/9/80	L	87-114	Atlanta
1/14/81	W	106-85	San Diego
12/30/81	W	94-91	Atlanta
2/16/82	L	91-102	San Diego
12/28/82	L	113-123	Atlanta
1/27/83	W	110-100	San Diego
11/15/83	L	102-107	Atlanta
2/10/84	W	113-101	San Diego
12/7/84	L	89-101	Atlanta
2/17/85	L	90-91	Los Angeles
11/9/85	L	94-97	Los Angeles
1/7/86	L	103-117	Atlanta
1/12/87	L	115-125	Atlanta
2/11/87	L	82-109	Los Angeles
12/8/87	L	79-90	Los Angeles
1/3/88	L	84-121	Atlanta
1/30/89	L	101-130	Los Angeles
2/20/89	L	100-114	Atlanta
1/10/90	W	115-109	Atlanta
3/30/90	L	118-122	Los Angeles
11/10/90	L	94-112	Los Angeles
1/2/91	L	107-120	Atlanta
1/4/92	L	95-97	Atlanta
1/17/92	W	*111-107	Los Angeles
3/8/93	L	113-121	Atlanta
4/2/93	W	111-99	Los Angeles
2/18/94	L	91-97	Los Angeles
3/25/94	W	97-94	Atlanta
11/10/94	L	91-108	Los Angeles
3/20/95	L	102-106	Atlanta
11/8/95	L	92-100	Los Angeles
12/26/95	L	88-94	Atlanta
1/28/97	L	96-112	Los Angeles
3/27/97	L	88-103	Atlanta
11/16/97	L	83-89	Atlanta(G)
12/12/97	L	74-83	Los Angeles
2/27/99	L	74-103	Los Angeles(A)
12/8/99	L	81-99	Atlanta
2/26/00	W	78-77	Los Angeles
11/10/00	W	115-106	Los Angeles
1/13/01	L	88-108	Atlanta
11/5/01	W	109-86	Los Angeles
2/2/02	L	94-101	Atlanta
2/22/03	L	87-89	Los Angeles
3/10/03	L	86-95	Atlanta
11/11/03	W	115-103	Los Angeles
2/2/04	W	101-95	Atlanta
2/27/05	W	111-104	Los Angeles
4/3/05	W	111-91	Atlanta
11/4/05	W	92-77	Los Angeles
11/10/05	W	102-95	Atlanta
1/6/07	L	74-86	Atlanta
2/14/07	L	93-96	Los Angeles
1/30/08	W	95-88	Los Angeles
3/14/08	L	93-117	Atlanta
1/14/09	L	80-97	Los Angeles
2/7/09	W	121-97	Atlanta
2/3/10	L	97-103	Atlanta
2/17/10	L	92- 110	Los Angeles
1/2/11	L	98-107	Los Angeles
2/4/11	L	100-101	Atlanta
3/14/12	W	96-82	Los Angeles
4/24/12	L	102-109	Atlanta
11/11/12	W	89-76	Los Angeles
11/24/12	L	93-104	Atlanta
12/4/13	L	97-107	Atlanta
3/8/14	W	109-108	Los Angeles
12/23/14	L	104-107	Atlanta
1/5/15	L	98-107	Los Angeles

** Indicates overtime (3-0)*
(T) Indicates game played in Toronto
(G) Indicates game played at Georgia Tech
(A) Indicates game played at Arrowhead Pond of Anaheim

2014-15 CLIPPERS VS. HAWKS

2014-2015 SEASON SERIES (0-2)

PLAYER	G-GS	MIN	FG-FGA	PCT	3FG-FGA	PCT	FT-FTA	PCT	- REBOUNDS - OFF	DEF	TOT	AST	PF-DQ	STL	TO	BLK	PTS	AVG	HI
Griffin	2-2	76	15-34	.441	0-1	.000	17-22	.773	4	14	18	17	8-0	1	7	1	47	23.5	26
Redick	2-2	70	11-20	.550	4-10	.400	6-8	.750	0	1	1	0	4-0	2	6	0	32	16.0	18
Jordan	2-2	73	14-18	.778	0-0	—	2-8	.250	15	23	38	1	8-0	1	2	7	30	15.0	15
Paul	2-2	72	11-27	.407	3-9	.333	4-4	1.000	2	10	12	17	8-1	5	6	0	29	14.5	19
Crawford	2-0	55	8-28	.286	5-12	.417	7-7	1.000	1	6	7	4	3-0	1	2	1	28	14.0	18
Barnes	2-2	47	5-14	.357	3-9	.333	5-6	.833	1	3	4	4	5-0	1	3	1	18	9.0	12
Bullock	2-0	21	2-4	.500	2-4	.500	0-0	—	0	5	5	0	3-0	1	0	0	6	3.0	6
Hawes	1-0	17	1-6	.167	0-3	.000	1-2	.500	0	4	4	0	2-0	0	3	0	3	3.0	3
Davis	1-0	9	0-2	.000	0-0	—	2-4	.500	1	2	3	0	3-0	0	0	0	2	2.0	2
Turkoglu	1-0	9	1-3	.333	0-1	.000	0-0	—	0	1	1	0	1-0	1	1	0	2	2.0	2
Udoh	1-0	2	1-1	1.000	0-0	—	0-0	—	0	0	0	0	0-0	0	0	0	2	2.0	2
Farmar	2-0	26	1-9	.111	1-5	.200	0-0	—	0	3	3	5	3-0	2	1	0	3	1.5	3
Douglas-Roberts	1-0	2	0-0	—	0-0	—	0-0	—	0	0	0	1	0-0	0	0	0	0	0.0	0
Rivers (TOT)	1-1	21	0-8	.000	0-3	.000	0-0	—	0	0	0	2	1-0	0	0	0	0	0.0	0
CLIPPERS	**2**	**480**	**70-166**	**.422**	**18-54**	**.333**	**44-61**	**.721**	**24**	**72**	**96**	**49**	**48-1**	**15**	**31**	**10**	**202**	**101.0**	**104**
HAWKS	**2**	**480**	**70-157**	**.446**	**25-50**	**.500**	**49-68**	**.721**	**16**	**68**	**84**	**53**	**44-0**	**19**	**26**	**5**	**214**	**107.0**	**107**

BOSTON CELTICS

BRAD STEVENS

Record:
65-99 (.396)
w/Celtics
65-99 (.396)

226 Causeway Street, Fourth Floor
Boston, MA 02114
Phone: (617) 854-8000
www.celtics.com

Managing Partner, Governor & Chief Executive Officer	Wyc Grousbeck
President	Rich Gotham
President of Basketball Operations	Danny Ainge
Head Coach	Brad Stevens
Assistant Coaches	Jay Larranaga, Walter McCarty, Micah Shrewsberry, Jamie Young, Darren Erman
Athletic Trainer	Ed Lacerte
Strength & Conditioning Coach	Bryan Doo
Vice President, Media Services/Alumni Relations	**Jeff Twiss**
Sr. Director of Public Relations	**Heather Walker**
Media Services Manager	**Sean McCloskey**
Communications Coordinator	**Taylor Kielpinski-Rogers**
Team Colors	Green, Gold, Black, Brown, Beige and White
Home Court	TD Garden (18,624), 1995
Television	Comcast SportsNet Mike Gorman, Tom Heinsohn, Brian Scalabrine, Abby Chin
Radio	CBS Radio Boston Broadcasters: Sean Grande, Cedric Maxwell

SERIES HISTORY

All-Time: 37-85 (Home: 23-42, Road: 14-43)
2014-15: 2-0
Current Overall Streak: Won 4
Home Streak: Won 3
Last Win: January 19, 2015 (102-93)
Last Loss: March 12, 2012 (85-94)
Road Streak: Won 2
Last Win: March 29, 2015 (119-106)
Last Loss: February 3, 2013 (104-106)
Largest Margin of Victory
Home: 29 (106-77), December 27, 2012
Road: 18 (122-104), February 27, 1974
Largest Margin of Defeat
Home: 28 (76-104), February 25, 2008
Road: 35 (84-119), January 9, 1989

CELTICS 2014-15 REVIEW

Record: 40-42 (.489), 2nd place, Atlantic Division
Team Leaders:
Points: Bradley (1,071)
Rebounds: Zeller (465)
Assists: Turner (449)
vs. Clippers:

1/19/15	BOS	93	at	**LAC**	**102**
3/29/15	**LAC**	**119**	at	BOS	106

2015 Playoffs:
1st round vs. Cleveland (0-4)
2015 Draft Choices:
Terry Rozier (16), R.J. Hunter (28),
Jordan Mickey (33), Marcus Thornton (45)

ABOUT THE CELTICS

All-time record:
3,173-2,223 (.588)
Franchise Locations:
Boston Celtics (1946 to present)

2014-15 CELTICS VS. CLIPPERS

2014-2015 SEASON SERIES (0-2)

PLAYER	G-GS	MIN	FG-FGA	PCT	3FG-FGA	PCT	FT-FTA	PCT	-REBOUNDS- OFF	DEF	TOT	AST	PF-DQ	STL	TO	BLK	PTS	AVG	HI
Thomas (TOT)	3-0	78	14-35	.400	8-20	.400	27-28	.964	2	1	3	15	11-0	3	3	0	63	21.0	25
Thomas (BOS)	1-0	26	4-12	.333	2-7	.286	9-10	.900	0	0	0	7	4-0	2	0	0	19	19.0	19
Bass	2-1	51	10-18	.556	0-1	.000	10-12	.833	3	0	3	2	4-0	1	4	0	30	15.0	17
Thornton	1-0	27	6-13	.462	3-6	.500	0-1	.000	0	2	2	4	0-0	0	2	0	15	15.0	15
Sullinger	1-1	25	5-14	.357	2-4	.500	2-2	1.000	1	7	8	0	1-0	1	0	0	14	14.0	14
Olynyk	2-0	48	11-22	.500	2-7	.286	1-4	.250	3	9	12	4	6-0	4	3	0	25	12.5	14
Datome (TOT)	1-0	18	5-9	.556	2-4	.500	0-0	—	0	1	1	1	2-0	0	0	0	12	12.0	12
Datome (BOS)	1-0	18	5-9	.556	2-4	.500	0-0	—	0	1	1	1	2-0	0	0	0	12	12.0	12
Zeller	2-2	39	10-20	.500	0-0	—	3-4	.750	4	8	12	3	7-0	0	1	1	23	11.5	16
Turner	2-2	60	6-15	.400	2-6	.333	5-6	.833	1	16	17	16	3-0	2	4	0	19	9.5	10
Smart	2-1	50	4-14	.286	4-10	.400	2-2	1.000	1	5	6	7	6-0	1	2	1	14	7.0	14
Jerebko (TOT)	3-0	45	8-21	.381	2-7	.286	1-1	1.000	3	12	15	4	5-0	4	0	0	19	6.3	10
Jerebko (BOS)	1-0	22	4-12	.333	1-3	.333	1-1	1.000	2	6	8	1	4-0	2	0	0	10	10.0	10
Bradley	2-2	46	3-14	.214	2-7	.286	0-0	—	2	1	3	2	3-0	0	2	1	8	4.0	5
Crowder (TOT)	2-1	35	2-9	.222	0-4	.000	2-2	1.000	2	3	5	1	5-0	0	3	0	6	3.0	6
Crowder (BOS)	2-1	35	2-9	.222	0-4	.000	2-2	1.000	2	3	5	1	5-0	0	3	0	6	3.0	6
Pressey	1-0	13	1-3	.333	0-1	.000	0-0	—	1	3	4	4	0-0	1	2	0	2	2.0	2
Prince	1-0	19	1-2	.500	0-0	—	0-0	—	1	1	2	1	1-0	0	0	0	2	2.0	2
CELTICS	**2**	**480**	**72-177**	**.407**	**20-60**	**.333**	**35-44**	**.795**	**21**	**62**	**83**	**53**	**46-0**	**14**	**24**	**3**	**199**	**99.5**	**106**
CLIPPERS	**2**	**480**	**80-166**	**.482**	**22-53**	**.415**	**39-59**	**.661**	**23**	**74**	**97**	**55**	**35-0**	**11**	**23**	**15**	**221**	**110.5**	**119**

DATE	W-L	LAC-BOS	SITE
11/30/70	L	106-109	Boston(P)
12/1/70	L	116-117	Buffalo
12/8/70	L	102-122	Buffalo
12/17/70	L	93-102	Boston
10/23/71	L	98-103	Buffalo
11/24/71	L	100-108	Boston
12/18/71	L	91-124	Boston
2/9/72	L	112-139	Boston
2/25/72	L	115-117	Buffalo
3/25/72	L	116-121	Buffalo
10/20/72	L	118-126	Boston
10/24/72	L	97-105	Buffalo
11/10/72	L	104-106	Buffalo
1/16/73	L	102-106	Buffalo
1/21/73	L	97-104	Boston
3/4/73	L	113-125	Boston
3/6/73	L	112-127	Buffalo
10/12/73	L	112-118	Boston
12/9/73	L	114-118	Buffalo(T)
12/12/73	L	119-126	Boston(PR)
12/26/73	L	123-125	Buffalo
2/22/74	L	109-116	Buffalo
2/27/74	W	122-104	Boston(PR)
3/1/74	W	110-94	Buffalo
10/18/74	W	126-119	Boston
10/19/74	L	95-113	Buffalo
11/14/74	W	112-100	Boston(PR)
1/9/75	L	100-108	Buffalo(T)
1/12/75	W	114-101	Buffalo
1/26/75	L	93-107	Boston
3/21/75	L	101-109	Boston
3/29/75	W	102-96	Buffalo
4/2/75	L	92-95	Boston
11/5/75	L	95-105	Boston
11/15/75	L	110-112	Buffalo
12/23/75	W	101-92	Buffalo
1/25/76	L	107-135	Boston
1/31/76	L	100-109	Buffalo
3/30/76	W	93-83	Buffalo
4/4/76	W	117-114	Boston
10/28/76	L	105-112	Boston
11/13/76	W	118-107	Buffalo
1/8/77	L	106-109	Buffalo
2/6/77	L	97-113	Boston

DATE	W-L	LAC-BOS	SITE
11/11/77	L	103-109	Boston
11/19/77	W	102-98	Buffalo
2/24/78	L	99-106	Buffalo
4/9/78	L	114-131	Boston
11/26/78	W	105-103	San Diego
12/6/78	L	111-117	Boston
2/25/79	W	131-116	San Diego
3/2/79	W	106-99	Boston
12/27/79	L	97-118	San Diego
1/27/80	L	108-131	Boston
1/1/81	L	85-88	San Diego
2/8/81	L	107-123	Boston
2/12/82	L	116-129	San Diego
2/26/82	L	110-122	Boston
2/2/83	L	110-120	Boston
2/24/83	W	122-107	San Diego
11/9/83	L	122-129	Boston
2/22/84	W	114-107	San Diego
11/7/84	L	108-135	Boston
12/27/84	L	103-118	Los Angeles
12/30/85	L	103-125	Los Angeles
2/28/86	L	108-124	Boston
12/27/86	L	101-114	Los Angeles
3/6/87	L	111-132	Boston
12/26/87	L	97-106	Los Angeles
3/4/88	L	90-121	Boston
1/9/89	L	84-119	Boston
4/4/89	L	108-124	Los Angeles
12/26/89	L	111-112	Los Angeles
1/5/90	W	114-105	Boston
1/11/91	L	107-109	Boston
3/8/91	L	98-104	Los Angeles
12/30/91	L	86-97	Los Angeles
3/6/92	L	100-117	Boston
12/30/92	W	105-99	Los Angeles
1/3/93	L	112-120	Boston
12/30/93	L	111-119	Los Angeles
1/14/94	W	102-95	Boston
1/25/95	W	107-98	Boston
2/17/95	W	** 127-121	Los Angeles
2/13/96	L	94-108	Los Angeles
3/6/96	L	97-110	Boston
2/11/97	W	116-112	Los Angeles
4/4/97	W	117-102	Boston

DATE	W-L	LAC-BOS	SITE
12/21/97	L	77-99	Boston
2/13/98	L	96-97	Los Angeles
3/17/99	L	84-118	Boston
12/26/99	W	103-100	Los Angeles
1/12/00	L	88-95	Boston
12/3/00	L	87-96	Boston
1/18/01	L	79-82	Los Angeles
12/29/01	L	* 103-105	Los Angeles
2/3/02	L	91-104	Boston
2/15/03	L	84-92	Los Angeles
3/7/03	L	72-83	Boston
2/4/04	W	95-86	Boston
2/19/04	W	102-100	Los Angeles
12/13/04	L	** 127-134	Los Angeles
2/9/05	L	89-94	Boston
12/31/05	L	92-111	Los Angeles
2/3/06	W	98-81	Boston
12/27/06	W	100-77	Los Angeles
2/2/07	W	100-89	Boston
2/6/08	L	100-111	Boston
2/25/08	L	104-76	Los Angeles
2/25/09	W	93-91	Los Angeles
3/23/09	L	77-90	Boston
12/27/09	W	92-90	Los Angeles
1/25/10	L	89-95	Boston
2/26/11	L	92-99	Los Angeles
3/9/11	W	108-103	Boston
3/12/12	L	85-94	Los Angeles
12/27/12	W	106-77	Los Angeles
2/3/13	L	104-106	Boston
12/11/13	W	96-88	Boston
1/8/14	W	111-105	Los Angeles
1/19/15	W	102-93	Los Angeles
3/29/15	W	119-106	Boston

** Indicates overtime (0-1)*
*** Indicates double overtime (1-1)*
(P) Indicates game played in Philadelphia
(T) Indicates game played in Toronto
(PR) Indicates game played in Providence

2014-15 CLIPPERS VS. CELTICS

2014-2015 SEASON SERIES (2-0)

PLAYER	G-GS	MIN	FG-FGA	PCT	3FG-FGA	PCT	FT-FTA	PCT	-REBOUNDS- OFF	DEF	TOT	AST	PF-DQ	STL	TO	BLK	PTS	AVG	HI
Griffin	2-2	68	16-32	.500	0-1	.000	11-13	.846	5	13	18	11	4-0	2	0	1	43	21.5	22
Redick	2-2	64	16-27	.593	8-11	.727	3-3	1.000	1	6	7	6	6-0	0	2	0	43	21.5	27
Jordan	2-2	63	14-17	.824	0-0	—	6-21	.286	12	14	26	1	4-0	3	3	6	34	17.0	19
Crawford	1-0	23	5-13	.385	2-6	.333	4-4	1.000	0	3	3	2	2-0	0	2	0	16	16.0	16
Paul	2-2	68	8-18	.444	5-6	.833	9-10	.900	1	8	9	16	2-0	3	7	1	30	15.0	21
Barnes	2-2	68	8-23	.348	5-17	.294	0-0	—	2	8	10	5	6-0	1	2	2	21	10.5	18
Hawes	2-0	36	4-12	.333	1-4	.250	3-4	.750	1	8	9	6	4-0	0	1	2	12	6.0	9
Rivers (TOT)	2-0	40	3-7	.429	0-1	.000	3-4	.750	0	6	6	7	3-0	2	3	1	9	4.5	7
Rivers (LAC)	2-0	40	3-7	.429	0-1	.000	3-4	.750	0	6	6	7	3-0	2	3	1	9	4.5	7
Davis	2-0	25	4-8	.500	0-0	—	0-0	—	1	3	4	0	3-0	0	1	2	8	4.0	4
Turkoglu	1-0	15	1-5	.200	1-4	.250	0-0	—	0	3	3	1	0-0	0	1	0	3	3.0	3
Jones	2-0	6	1-2	.500	0-1	.000	0-0	—	0	0	0	0	1-0	0	0	0	2	1.0	2
Hudson	1-0	1	0-0	—	0-0	—	0-0	—	0	0	0	0	0-0	0	0	0	0	0.0	0
Wilcox	1-0	4	0-2	.000	0-2	.000	0-0	—	0	2	2	0	0-0	0	1	0	0	0.0	0
CLIPPERS	**2**	**480**	**80-166**	**.482**	**22-53**	**.415**	**39-59**	**.661**	**23**	**74**	**97**	**55**	**35-0**	**11**	**23**	**15**	**221**	**110.5**	**119**
CELTICS	**2**	**480**	**72-177**	**.407**	**20-60**	**.333**	**35-44**	**.795**	**21**	**62**	**83**	**53**	**46-0**	**14**	**24**	**3**	**199**	**99.5**	**106**

BROOKLYN NETS

LIONEL HOLLINS

Record:
252-245 (.507)
w/ Nets:
38-44 (.463)

Barclays Center
15 Metro Tech Center, 11th Floor, Brooklyn, NY 11201
Phone: (718) 933-2000
www.brooklynnets.com

Principal Owner	Mikhail Prokhorov
Chairman of the Board of Directors	Dmitry Razumov
President, ONEXIM Sports and Entertainment Holding USA, Inc.	Irina Pavlova
Chief Executive Officer	Brett Yormark
General Manager	Billy King
Assistant General Manager	Frank Zanin
Head Coach	Lionel Hollins
Assistant Coaches	Paul Westphal, Tony Brown, Joe Wolf, Jay Humphries
Assistant Coach for Player Development	Steve Jones
Assistant Coach/Advance Scout	Jim Sann
Director of Player Personnel	Gregg Polinsky
Vice President, Public Relations	**Gary Sussman**
Senior Director, Public Relations	**Aaron Harris**
Manager, Public Relations	**Eli Pearlstein**
Executive Vice President & Chief Communications Officer	Barry Baum
Communications Director	Mandy Gutmann
Communications Manager	Stuart Bryan
Team Colors	Black and White
Home Court	Barclays Center (17,732),
TV	YES Network. Broadcasters: Ian Eagle, Mike Fratello, Ryan Ruocco, Jim Spanarkel, Donny Marshall, Sarah Kustok
Radio	WFAN (660 AM/101.9 FM). Broadcasters: Chris Carrino, Tim Capstraw
Spanish Radio	WADO (1280 AM). Broadcasters: Ino Gomez, Max Perez Jimenez

SERIES HISTORY

All-Time: 36-47 (Home: 28-14, Road: 8-33)
2014-15: 1-1
Current Overall Streak: Lost 1
Home Streak: Won 4
Last Win: January 22, 2015 (123-84)
Last Loss: November 15, 2011 (96-110)
Road Streak: Lost 7
Last Win: December 11, 2007 (91-82)
Last Loss: February 2, 2015 (100-102)
Largest Margin of Victory
Home: 33 (125-92), November 22, 1995
Road: 9 (91-82), December 11, 2007
Largest Margin of Defeat
Home: 14 (96-110), November 15, 2010
Road: 29 (75-104), March 1, 1988

NETS 2014-15 REVIEW

Record: 38-44 (.463), 3rd place, Atlantic Division
Team Leaders:
Points: Lopez (1,236)
Rebounds: Lopez (535)
Assists: Williams (448)
vs. Clippers:

1/22/15	BKN	84	at	**LAC**	**123**
2/2/15	LAC	100	at	**BKN**	**102**

2015 Playoffs: 1st round vs. Atlanta (2-4)
2015 Draft Choices:
Chris McCullough (29), Pat Connaughton (41)

ABOUT THE NETS

All-time record: 1,713-2,181 (.440)
All-time NBA record: 1,339-1,811 (.425)
Franchise Locations:
New Jersey Americans (1967- 68, ABA)
New York Nets (1968-76, ABA)
New York Nets (1976-77, NBA)
New Jersey Nets (1977-2012)
Brooklyn Nets (2012 to present)

2014-15 NETS VS. CLIPPERS

2014-2015 SEASON SERIES (1-1)

PLAYER	G-GS	MIN	FG-FGA	PCT	3FG-FGA	PCT	FT-FTA	PCT	- REBOUNDS - OFF	DEF	TOT	AST	PF-DQ	STL	TO	BLK	PTS	AVG	HI
Johnson	2-2	64	12-25	.480	5-10	.500	2-4	.500	1	10	11	9	2-0	2	3	0	31	15.5	22
Williams	1-0	29	5-8	.625	3-5	.600	2-2	1.000	0	3	3	3	4-0	0	4	0	15	15.0	15
Lopez	2-1	61	13-23	.565	0-0	—	2-2	1.000	1	7	8	0	7-0	1	1	1	28	14.0	24
Plumlee	2-2	48	9-14	.643	0-0	—	7-21	.333	7	5	12	1	5-0	2	6	0	25	12.5	16
Young (TOT)	1-1	21	4-9	.444	0-1	.000	0-2	.000	0	2	2	0	4-0	1	0	1	8	8.0	8
Anderson	2-1	37	6-15	.400	2-8	.250	1-1	1.000	2	2	4	2	2-0	3	0	0	15	7.5	9
Jack	2-2	67	6-22	.273	1-4	.250	0-0	—	0	8	8	10	6-0	5	6	0	13	6.5	7
Garnett	1-1	16	3-7	.429	0-0	—	0-1	.000	3	8	11	1	4-0	0	2	0	6	6.0	6
Bogdanovic	2-1	31	4-10	.400	3-8	.375	0-0	—	0	0	0	2	3-0	0	1	0	11	5.5	11
Jordan	2-0	23	4-8	.500	0-0	—	3-4	.750	7	4	11	0	1-0	0	1	1	11	5.5	11
Morris	2-0	28	5-14	.357	1-5	.200	0-0	—	0	1	1	5	2-0	0	0	0	11	5.5	11
Jefferson	2-0	27	4-11	.364	0-1	.000	1-2	.500	3	7	10	2	2-0	1	2	1	9	4.5	9
Brown	2-0	26	2-7	.286	0-3	.000	4-6	.667	0	3	3	1	2-0	1	0	0	8	4.0	8
Karasev	1-0	14	1-4	.250	1-1	1.000	0-0	—	1	1	2	1	0-0	0	1	0	3	3.0	3
Teletovic	1-0	8	0-3	.000	0-3	.000	0-0	—	0	1	1	1	1-0	0	1	0	0	0.0	0
NETS	**2**	**480**	**74-171**	**.433**	**16-48**	**.333**	**22-43**	**.512**	**25**	**60**	**85**	**38**	**41-0**	**15**	**29**	**3**	**186**	**93.0**	**102**
CLIPPERS	**2**	**480**	**91-172**	**.529**	**19-48**	**.396**	**22-46**	**.478**	**24**	**76**	**100**	**64**	**39-1**	**14**	**27**	**10**	**223**	**111.5**	**123**

DATE	W-L	LAC-NETS	SITE
11/3/76	L	96-100	New York
1/1/77	W	102-87	Buffalo
2/11/77	W	96-94	New York
3/1/77	L	95-104	Buffalo
10/22/77	W	101-96	Buffalo
12/23/77	L	102-103	New Jersey
3/4/78	W	111-107	Buffalo
3/5/78	L	103-109	New Jersey
12/9/78	L	120-125	New Jersey
1/31/79	W	112-104	San Diego
2/11/79	L	98-104	New Jersey
3/18/79	W	110-98	San Diego
1/2/80	W	103-97	New Jersey
2/19/80	L	113-123	San Diego
12/7/80	W	98-95	San Diego
2/4/81	W	110-102	New Jersey
1/23/82	L	109-113	San Diego
2/28/82	L	95-110	New Jersey
11/2/82	L	100-110	New Jersey
11/24/82	W	114-109	San Diego
11/26/83	L	102-104	San Diego
2/1/84	L	106-111	New Jersey
11/13/84	L	90-99	Los Angeles
1/31/85	L	99-122	New Jersey
1/10/86	W	125-120	New Jersey
1/27/86	W	103-98	Los Angeles
1/3/87	L	97-118	New Jersey
1/28/87	W	98-91	Los Angeles
3/1/88	L	75-104	New Jersey
3/9/88	L	93-97	Los Angeles
11/25/88	W	100-93	Los Angeles
2/23/89	L	100-111	New Jersey
11/22/89	W	106-97	Los Angeles
3/7/90	W	119-115	New Jersey
11/21/90	W	99-90	Los Angeles
12/19/90	L	105-118	New Jersey
1/6/92	L	90-105	New Jersey
2/1/92	W	99-88	Los Angeles
12/10/92	L	105-111	New Jersey
3/10/93	L	98-109	Los Angeles
11/29/93	W	118-94	Los Angeles
3/22/94	L	102-105	New Jersey
11/20/94	L	97-98	New Jersey
11/25/94	L	102-107	Los Angeles
11/22/95	W	125-92	Los Angeles
4/3/96	L	94-100	New Jersey
11/30/96	L	* 95-106	Los Angeles(A)
4/6/97	W	103-96	New Jersey
11/28/97	L	92-104	Los Angeles(A)
1/15/98	W	119-116	New Jersey
4/13/99	W	109-101	Los Angeles
1/13/00	L	105-110	New Jersey
1/29/00	W	98-93	Los Angeles
11/20/00	L	85-86	Los Angeles
2/18/01	L	* 96-102	New Jersey
11/22/01	L	90-95	Los Angeles
1/10/02	L	89-108	New Jersey
11/8/02	L	92-106	New Jersey
11/28/02	W	* 126-118	Los Angeles
11/27/03	L	96-102	Los Angeles
1/6/04	L	75-92	New Jersey
11/25/04	W	101-88	Los Angeles
3/30/05	L	78-95	New Jersey
12/20/05	L	85-99	New Jersey
1/25/06	W	90-77	Los Angeles
1/25/07	W	102-101	Los Angeles
3/18/07	L	95-101	New Jersey
12/11/07	W	91-82	New Jersey
1/19/08	W	*120-107	Los Angeles
11/22/08	L	95-112	New Jersey
3/15/09	W	107-105	Los Angeles
1/18/10	W	106-95	Los Angeles
1/27/10	L	87-103	New Jersey
11/15/10	L	96-110	Los Angeles
3/11/11	L	* 98-102	New Jersey
1/16/12	W	101-91	Los Angeles
3/7/12	L	100-101	New Jersey
11/23/12	L	76-86	Brooklyn
3/23/13	W	101-95	Los Angeles
11/16/13	W	110-103	Los Angeles
12/12/13	L	93-102	Brooklyn
1/22/15	W	123-84	Los Angeles
2/2/15	L	100-102	Brooklyn

** Indicates overtime (2-3)*
(A) Indicates game played at Arrowhead Pond of Anaheim

2014-15 CLIPPERS VS. NETS

2014-2015 SEASON SERIES (1-1)

PLAYER	G-GS	MIN	FG-FGA	PCT	3FG-FGA	PCT	FT-FTA	PCT	- REBOUNDS - OFF	DEF	TOT	AST	PF-DQ	STL	TO	BLK	PTS	AVG	HI
Griffin	2-2	60	17-24	.708	0-0	—	3-7	.429	2	10	12	10	10-1	3	5	0	37	18.5	24
Jordan	2-2	62	17-20	.850	0-0	—	2-14	.143	12	20	32	0	3-0	0	5	2	36	18.0	22
Crawford	2-0	56	11-32	.344	4-12	.333	9-10	.900	3	4	7	6	3-0	1	3	0	35	17.5	18
Paul	2-2	62	10-23	.435	3-8	.375	3-5	.600	1	12	13	25	4-0	6	5	0	26	13.0	20
Barnes	2-2	63	8-15	.533	3-9	.333	1-2	.500	1	6	7	4	4-0	1	2	1	20	10.0	12
Redick	2-2	24	6-9	.667	3-5	.600	2-2	1.000	1	0	1	3	1-0	0	1	0	17	8.5	17
Davis	2-0	26	6-14	.429	0-0	—	2-2	1.000	1	3	4	1	3-0	1	1	1	14	7.0	10
Rivers (TOT)	2-0	42	6-11	.545	2-3	.667	0-4	.000	1	4	5	8	0-0	1	2	0	14	7.0	9
Rivers (LAC)	2-0	42	6-11	.545	2-3	.667	0-4	.000	1	4	5	8	0-0	1	2	0	14	7.0	9
Hawes	2-0	33	4-11	.364	2-5	.400	0-0	—	0	6	6	4	5-0	0	0	4	10	5.0	7
Turkoglu	2-0	24	3-6	.500	2-5	.400	0-0	—	0	9	9	1	3-0	1	1	1	8	4.0	5
Wilcox	1-0	10	2-4	.500	0-1	.000	0-0	—	0	0	0	0	1-0	0	1	0	4	4.0	4
Robinson (TOT)	1-0	18	1-4	.250	0-2	.000	0-0	—	0	0	0	0	2-0	0	0	0	2	2.0	2
Jones	2-0	9	1-3	.333	0-0	—	0-0	—	0	1	1	0	1-0	0	0	0	2	1.0	2
Udoh	1-0	9	0-0	—	0-0	—	0-0	—	2	1	3	2	1-0	0	0	1	0	0.0	0
CLIPPERS	**2**	**480**	**91-172**	**.529**	**19-48**	**.396**	**22-46**	**.478**	**24**	**76**	**100**	**64**	**39-1**	**14**	**27**	**10**	**223**	**111.5**	**123**
NETS	**2**	**480**	**74-171**	**.433**	**16-48**	**.333**	**22-43**	**.512**	**25**	**60**	**85**	**38**	**41-0**	**15**	**29**	**3**	**186**	**93.0**	**102**

CHARLOTTE HORNETS

STEVE CLIFFORD
Record:
76-88 (.463)
w/ Hornets:
76-88 (.463)

333 East Trade Street
Charlotte, NC 28202
(704) 688-8600
www.hornets.com

Chairman	Michael Jordan
Vice Chairman	Curtis Polk
General Manager	Rich Cho
Assistant General Manager	Chad Buchanan
Head Coach	Steve Clifford
Associate Head Coach	Patrick Ewing
Assistant Coaches	Stephen Silas, Pat Delany, Bob Weiss, Steve Hetzel, Bruce Kruetzer
Head Athletic Trainer	Steve Stricker
Communications	**Mike Cristaldi, Josh Rosen, Brian Travis, Danny Franks**
Radio:	WFNZ – Steve Martin, Matt Carroll
Television:	Fox Sports Southeast – Eric Collins, Dell Curry, Stephanie Ready
Team colors	Purple, Teal, Black, Cool Gray and Light Blue
Home Court	Time Warner Cable Arena (19,077), 2005
Founded	1988-89

SERIES HISTORY

All-Time: 25-24 (Home: 15-9, Road: 10-15)
2014-15: 2-0
Current Overall Streak: Won 2
Home Streak: Won 5
Last Win: March 17, 2015 (99-92)
Last Loss: February 28, 2009 (95-100)
Road Streak: Won 1
Last Win: November 24, 2014 (113-92)
Last Loss: January 22, 2014 (91-95)
Largest Margin of Victory
Home: 27 (112-85), January 1, 2014
Road: 25 (111-86), February 11, 2012
Largest Margin of Defeat
Home: 7 (100-107) January 28, 2008
Road: 21 (73-94) February 9, 2009

HORNETS 2014-15 REVIEW

Record: 33-49 (.402), 4th place, Southeast Division
Team Leaders:
Points: Jefferson (1,082)
Rebounds: Jefferson (548)
Assists: Walker (318)
vs. Clippers:

11/24/14	**LAC**	**113**	at	CHA	92
3/17/15	CHA	92	at	**LAC**	**99**

2015 Playoffs:
None
2015 Draft Choices:
Frank Kaminsky (9), Juan Pablo Vaulet (39)

ABOUT THE HORNETS

All-time record: 868-1,134 (.434)
Franchise Locations:
Charlotte Hornets (1988 to 2002, 2014 to present)
Charlotte Bobcats (2004 to 2013)

2014-15 HORNETS VS. CLIPPERS

2014-2015 SEASON SERIES (0-2)

PLAYER	G-GS	MIN	FG-FGA	PCT	3FG-FGA	PCT	FT-FTA	PCT	- REBOUNDS - OFF	DEF	TOT	AST	PF-DQ	STL	TO	BLK	PTS	AVG	HI
Jefferson	2-2	65	16-33	.485	0-0	—	5-9	.556	2	13	15	4	6-0	0	1	2	37	18.5	21
Zeller	1-0	29	5-7	.714	0-0	—	7-8	.875	0	1	1	1	5-0	1	2	1	17	17.0	17
Walker	2-1	65	7-19	.368	2-8	.250	14-16	.875	0	8	8	8	5-0	4	4	1	30	15.0	15
Mo Williams (TOT	2-2	59	9-19	.474	3-6	.500	4-5	.800	0	6	6	15	7-0	3	3	0	25	12.5	18
Mo Williams (CHA)	1-1	35	8-15	.533	2-5	.400	0-0	—	0	4	4	8	4-0	1	1	0	18	18.0	18
Henderson	2-2	69	8-24	.333	0-4	.000	8-10	.800	0	1	1	7	4-0	2	4	0	24	12.0	16
Roberts	1-0	27	5-9	.556	1-5	.200	0-0	—	1	0	1	2	1-0	1	0	0	11	11.0	11
Kidd-Gilchrist	1-1	37	3-9	.333	0-0	—	4-4	1.000	4	3	7	1	4-0	0	1	1	10	10.0	10
Ma. Williams	2-2	50	6-15	.400	2-7	.286	3-4	.750	2	13	15	2	8-0	2	1	0	17	8.5	10
Neal	1-0	14	2-7	.286	0-2	.000	4-5	.800	0	1	1	0	0-0	0	0	0	8	8.0	8
Biyombo	2-0	31	1-2	.500	0-0	—	5-6	.833	4	13	17	0	1-0	0	0	3	7	3.5	5
Daniels (TOT)	1-0	10	1-5	.200	0-4	.000	0-0	—	0	1	1	0	1-0	0	0	0	2	2.0	2
Pargo	1-0	2	1-2	.500	0-1	.000	0-0	—	0	0	0	0	0-0	0	0	0	2	2.0	2
Stephenson	2-1	38	1-11	.091	0-2	.000	1-2	.500	0	5	5	7	2-0	1	2	0	3	1.5	3
Maxiell	1-0	18	0-1	.000	0-0	—	0-0	—	1	0	1	1	0-0	0	2	0	0	0.0	0
HORNETS	**2**	**480**	**63-154**	**.409**	**7-34**	**.206**	**51-64**	**.797**	**14**	**62**	**76**	**41**	**40-0**	**12**	**18**	**8**	**184**	**92.0**	**92**
CLIPPERS	**2**	**480**	**80-165**	**.485**	**24-56**	**.429**	**28-38**	**.737**	**15**	**72**	**87**	**52**	**50-0**	**9**	**21**	**6**	**212**	**106.0**	**113**

DATE	W-L	LAC-CHA	SITE
11/8/88	L	105-117	Charlotte
3/17/89	L	105-108	Los Angeles
1/9/90	W	108-98	Charlotte
1/16/90	W	106-98	Los Angeles
3/1/90	L	*109-118	Charlotte
3/18/90	L	97-108	Los Angeles
1/5/91	L	103-111	Charlotte
3/22/91	W	106-100	Los Angeles
11/30/91	W	130-112	Los Angeles
1/2/92	W	*109-102	Charlotte
12/5/92	W	119-109	Los Angeles
1/8/93	L	101-115	Charlotte
3/2/94	W	118-109	Los Angeles
3/26/94	L	109-121	Charlotte
11/17/94	L	83-99	Charlotte
12/5/94	L	83-115	Los Angeles
12/16/95	L	99-109	Los Angeles
12/27/95	W	116-107	Charlotte
12/3/96	W	96-89	Los Angeles
2/21/97	L	96-114	Charlotte
11/15/97	L	96-130	Charlotte
2/21/98	L	98-111	Los Angeles
2/18/00	L	87-115	Charlotte
3/10/00	L	101-118	Los Angeles
12/8/00	L	87-92	Charlotte
1/5/01	L	73-86	Los Angeles
12/9/01	W	89-78	Los Angeles
1/11/02	L	*91-92	Charlotte
12/6/04	W	**99-93	Los Angeles
4/5/05	W	104-102	Charlotte
12/23/05	W	97-88	Charlotte
2/27/06	W	95-87	Los Angeles
2/26/07	W	100-93	Los Angeles
3/16/07	W	102-93	Charlotte
12/12/07	L	103-108	Charlotte
1/28/08	L	108-100	Los Angeles
2/9/09	L	73-94	Charlotte
2/28/09	L	95-100	Los Angeles
2/22/10	W	98-94	Los Angeles
3/12/10	L	98-106	Charlotte
1/29/11	W	103-88	Los Angeles
3/7/11	W	92-87	Charlotte
2/11/12	W	111-86	Charlotte
12/12/12	W	100-94	Charlotte
2/26/13	W	106-94	Los Angeles
1/1/14	W	112-85	Los Angeles
1/22/14	L	91-95	Charlotte
11/24/14	W	113-92	Charlotte
3/17/15	W	99-92	Los Angeles

*Indicates overtime (2-2)
*** Indicates double overtime (1-0)*

2014-15 CLIPPERS VS. HORNETS

2014-2015 SEASON SERIES (2-0)

PLAYER	G-GS	MIN	FG-FGA	PCT	3FG-FGA	PCT	FT-FTA	PCT	- REBOUNDS - OFF	DEF	TOT	AST	PF-DQ	STL	TO	BLK	PTS	AVG	HI
Paul	2-2	74	16-32	.500	6-12	.500	5-6	.833	0	8	8	23	5-0	2	3	1	43	21.5	22
Crawford	1-0	26	8-13	.615	5-8	.625	0-0	---	0	3	3	1	1-0	0	1	0	21	21.0	21
Griffin	2-2	75	18-35	.514	0-0	---	5-6	.833	6	21	27	13	4-0	3	4	0	41	20.5	22
Redick	2-2	74	15-29	.517	4-13	.308	6-6	1.000	1	3	4	4	6-0	0	1	0	40	20.0	23
Jordan	2-2	73	7-11	.636	0-0	---	9-16	.563	6	20	26	3	6-0	2	3	2	23	11.5	12
Robinson (TOT)	2-0	42	7-24	.292	2-11	.182	2-2	1.000	1	2	3	4	6-0	0	2	0	18	9.0	12
Robinson (LAC)	1-0	21	4-10	.400	2-5	.400	2-2	1.000	0	1	1	2	2-0	0	1	0	12	12.0	12
Turkoglu	2-1	35	6-14	.429	4-8	.500	0-0	---	1	2	3	1	6-0	0	2	1	16	8.0	10
Rivers (TOT)	2-0	51	5-14	.357	0-2	.000	2-2	1.000	2	4	6	3	3-0	1	2	1	12	6.0	12
Rivers (LAC)	1-0	18	0-5	.000	0-1	.000	0-0	---	1	0	1	0	2-0	0	2	0	0	0.0	0
Bullock	1-1	19	1-3	.333	1-3	.333	0-0	---	0	2	2	0	1-0	0	0	0	3	3.0	3
Davis	2-0	24	3-5	.600	0-0	---	0-0	---	0	4	4	4	6-0	2	2	2	6	3.0	4
Farmar	1-0	12	1-2	.500	1-2	.500	0-0	---	0	1	1	0	1-0	0	1	0	3	3.0	3
Hawes	2-0	20	1-5	.200	1-4	.250	0-0	---	0	5	5	1	8-0	0	0	0	3	1.5	3
Jones	1-0	8	0-1	.000	0-0	---	1-2	.500	0	2	2	0	2-0	0	0	0	1	1.0	1
CLIPPERS	**2**	**480**	**80-165**	**.485**	**24-56**	**.429**	**28-38**	**.737**	**15**	**72**	**87**	**52**	**50-0**	**9**	**21**	**6**	**212**	**106.0**	**113**
BOBCATS	**2**	**480**	**63-154**	**.409**	**7-34**	**.206**	**51-64**	**.797**	**14**	**62**	**76**	**41**	**40-0**	**12**	**18**	**8**	**184**	**92.0**	**92**

CHICAGO BULLS

FRED HOIBERG

Record:
0-0 (.000)
w/ Bulls:
0-0 (.000)

1901 West Madison Street
Chicago, IL 60612
Phone: (312) 455-4000
www.bulls.com

Chairman	Jerry Reinsdorf
President and Chief Operating Officer	Michael Reinsdorf
Executive Vice President-Basketball Operations	John Paxson
General Manager	Gar Forman
Assistant General Manager	Brian Hagen
Head Coach	Fred Hoiberg
Associate Head Coach	Jim Boylen
Assistant Coaches	Pete Myers, Randy Brown, Mike Wilhelm, Charlie Henry
Director of Sports Performance	Jennifer Swanson
Head Athletic Trainer	Jeff Tanaka
Assistant Athletic Trainer	Armando Rivas
Head Strength Coach	Nick Papendieck
Assistant Strength Coach	Matt Johnson
Senior Director of Public and Media Relations	**Tim Hallam**
Senior Manager of Public and Media Relations	**Matt Yob**
Manager of Public and Media Relations	**Shaun Hickombottom**
Team Colors	Red, Black and White
Home Court	United Center (20,917), 1994
Radio	WMVP (AM 1000): Chuck Swirsky, Bill Wennington, Steve Kashul
Spanish Radio	WRTO (1200 AM): Omar Ramos, Matt Moreno
Television	WGN (Ch. 9), WPWR (Ch. 50): Neil Funk, Stacey King Comcast SportsNet Chicago (Cable): Neil Funk, Stacey King

SERIES HISTORY

All-Time: 46-64 (Home: 27-29, Road: 19-35)
2014-15: 1-1
Current Overall Streak: Won 1
Home Streak: Lost 1
Last Win: November 24, 2013 (121-82)
Last Loss: November 17, 2014 (89-105)
Road Streak: Won 5
Last Win: March 1, 2015 (96-86)
Last Loss: December 17, 2008 (109-115)
Largest Margin of Victory
Home: 39 (121-82), Nov. 24, 2013
Road: 17 (112-95), Jan. 24, 2014
Largest Margin of Defeat
Home: 37 (79-116), November 26, 1991
Road: 40 (88-128), December 14, 1990

BULLS 2014-15 REVIEW

Record: 50-32 (.610), 2nd place, Central Division
Team Leaders:
Points: Gasol (1,446)
Rebounds: Gasol (919)
Assists: Noah (312)
vs. Clippers:

11/17/14	**CHI**	**105**	at	LAC	89
3/1/15	**LAC**	**96**	at	CHI	86

2015 Playoffs:
1st Round vs. Milwaukee (4-2)
2nd Round vs. Cleveland (2-4)
2015 Draft Choices:
Bobby Portis (22)

ABOUT THE BULLS

All-time record: 2,073-1,896 (.522)
Franchise Locations:
Chicago Bulls (1966 to present)

2014-15 BULLS VS. CLIPPERS

2014-2015 SEASON SERIES (1-1)

PLAYER	G-GS	MIN	FG-FGA	PCT	3FG-FGA	PCT	FT-FTA	PCT	- REBOUNDS - OFF	DEF	TOT	AST	PF-DQ	STL	TO	BLK	PTS	AVG	HI
Mirotic	2-0	49	16-33	.485	3-11	.273	6-10	.600	3	13	16	2	9-0	0	2	1	41	20.5	29
Gibson	1-1	41	9-13	.692	0-0	—	2-4	.500	1	4	5	6	5-0	1	0	2	20	20.0	20
Butler	2-2	67	9-26	.346	3-8	.375	11-12	.917	3	5	8	10	2-0	2	4	0	32	16.0	22
Snell	1-0	33	3-7	.429	3-5	.600	4-4	1.000	3	4	7	2	0-0	0	3	0	13	13.0	13
Noah	2-2	71	7-16	.438	0-0	—	10-16	.625	9	18	27	12	5-0	0	2	0	24	12.0	13
Dunleavy	2-2	66	7-13	.538	5-8	.625	3-5	.600	2	9	11	1	4-0	0	1	0	22	11.0	19
Brooks	2-1	51	8-25	.320	2-9	.222	3-4	.750	0	1	1	4	5-0	1	2	0	21	10.5	14
Hinrich	2-1	59	5-19	.263	4-9	.444	0-0	—	2	2	4	5	7-0	5	5	0	14	7.0	14
Gasol	1-1	33	2-13	.154	0-0	—	0-0	—	3	12	15	4	3-0	0	0	0	4	4.0	4
McDermott	1-0	10	0-2	.000	0-2	.000	0-0	—	0	2	2	0	1-0	0	0	0	0	0.0	0
Moore	2-0	0	0-0	—	0-0	—	0-0	—	0	0	0	0	0-0	0	0	0	0	0.0	0
BULLS	**2**	**480**	**66-167**	**.395**	**20-52**	**.385**	**39-55**	**.709**	**26**	**70**	**96**	**46**	**41-0**	**9**	**21**	**3**	**191**	**95.5**	**105**
CLIPPERS	**2**	**480**	**74-168**	**.440**	**14-50**	**.280**	**23-46**	**.500**	**22**	**73**	**95**	**35**	**44-0**	**8**	**21**	**17**	**185**	**92.5**	**96**

THE OPPONENTS

CHICAGO BULLS

DATE	W-L	LAC-CHI	SITE
11/27/70	L	104-121	Chicago
12/10/70	L	120-138	Buffalo(S)
12/23/70	L	103-104	Buffalo
1/10/71	L	113-141	Chicago
11/6/71	W	130-99	Buffalo
1/21/72	L	93-113	Buffalo
2/5/72	L	96-130	Chicago
3/17/72	L	103-126	Chicago
11/4/72	W	101-99	Buffalo
12/9/72	L	94-105	Chicago
1/7/73	L	96-119	Chicago
3/8/73	W	112-102	Buffalo
11/2/73	L	97-107	Chicago
11/4/73	L	*95-101	Buffalo(T)
2/8/74	W	106-101	Buffalo
3/15/74	L	97-114	Chicago
10/26/74	W	105-104	Buffalo
11/24/74	L	89-91	Chicago
2/16/75	L	109-114	Chicago
4/1/75	L	93-98	Buffalo
12/13/75	W	103-101	Chicago
1/9/76	L	100-107	Buffalo
1/16/76	W	110-104	Chicago
3/23/76	W	122-109	Buffalo
1/21/77	L	89-110	Chicago
3/11/77	W	95-90	Buffalo
4/5/77	L	89-91	Chicago
4/10/77	L	99-120	Buffalo
11/4/77	W	100-92	Chicago
11/12/77	W	106-103	Buffalo
4/1/78	L	102-110	Buffalo
4/7/78	W	113-103	Chicago
10/17/78	W	99-94	San Diego
10/20/78	W	110-94	Chicago
12/26/78	W	115-109	San Diego
1/26/79	W	107-91	Chicago
10/18/79	W	111-107	San Diego
11/9/79	L	92-107	Chicago
11/27/79	W	128-103	San Diego

DATE	W-L	LAC-CHI	SITE
1/4/80	L	118-121	Chicago
2/24/80	L	102-110	Chicago
3/18/80	L	101-115	San Diego
1/6/81	L	93-108	Chicago
2/17/81	W	128-95	San Diego
11/6/81	L	93-114	Chicago
11/24/81	L	102-109	San Diego
11/6/82	L	124-129	Chicago
3/11/83	W	**130-123	San Diego
2/14/84	L	99-112	Chicago
3/10/84	W	115-110	San Diego
11/30/84	L	100-104	Los Angeles
3/8/85	L	101-117	Chicago
10/31/85	W	120-112	Los Angeles
1/11/86	L	123-132	Chicago
3/3/87	L	80-114	Chicago
3/19/87	L	97-114	Los Angeles
3/5/88	L	76-100	Chicago
3/30/88	L	94-111	Los Angeles
11/23/88	W	105-97	Los Angeles
1/3/89	L	*121-126	Chicago
11/26/89	W	120-96	Los Angeles
1/13/90	L	111-117	Chicago
11/23/90	L	97-105	Los Angeles
12/14/90	L	88-128	Chicago
11/26/91	L	79-116	Los Angeles
4/3/92	L	103-114	Chicago
2/4/93	L	*105-107	Los Angeles
3/15/93	L	94-101	Chicago
12/7/93	L	111-115	Chicago
2/8/94	L	89-118	Los Angeles
11/22/94	L	93-105	Los Angeles
12/27/94	W	95-92	Chicago
12/2/95	L	98-104	Los Angeles(A)
3/30/96	L	85-106	Chicago
11/25/96	L	84-88	Los Angeles
12/5/96	L	96-114	Chicago
11/21/97	L	**102-111	Los Angeles
12/23/97	L	89-94	Chicago

DATE	W-L	LAC-CHI	SITE
2/7/99	L	84-89	Los Angeles
2/6/00	L	90-100	Los Angeles
2/19/00	L	72-74	Chicago
2/5/01	W	102-82	Los Angeles
2/22/01	W	93-80	Chicago
11/14/01	W	106-102	Los Angeles
3/8/02	W	94-90	Chicago
1/29/03	W	77-75	Los Angeles
3/8/03	W	103-97	Chicago
1/27/04	W	102-92	Los Angeles
4/2/04	L	*110-114	Chicago
11/13/04	W	97-96	Chicago
3/13/05	W	83-78	Los Angeles
2/12/06	L	91-97	Los Angeles
3/10/06	W	107-96	Chicago
1/31/07	W	110-98	Los Angeles
3/20/07	W	103-89	Chicago
11/6/07	W	97-91	Chicago
11/17/07	L	73-92	Los Angeles
12/17/08	L	*109-115	Chicago
1/28/09	L	75-95	Los Angeles
1/20/10	W	104-97	Los Angeles
2/2/10	W	90-82	Chicago
12/18/10	W	100-99	Chicago
2/2/11	L	88-106	Los Angeles
12/30/11	L	101-114	Los Angeles
11/17/12	W	101-80	Los Angeles
12/11/12	W	94-89	Chicago
11/24/13	W	121-82	Los Angeles
1/24/14	W	112-95	Chicago
11/17/14	L	89-105	Los Angeles
3/1/15	W	96-86	Chicago

** Indicates overtime (0-5)*
*** Indicates double overtime (1-1)*
(S) Indicates game played in Syracuse
(T) Indicates game played in Toronto
(A) Indicates games played at Arrowhead Pond of Anaheim

2014-15 CLIPPERS VS. BULLS

2014-2015 SEASON SERIES (1-1)

PLAYER	G-GS	MIN	FG-FGA	PCT	3FG-FGA	PCT	FT-FTA	PCT	- REBOUNDS - OFF	DEF	TOT	AST	PF-DQ	STL	TO	BLK	PTS	AVG	HI
Crawford	2-0	62	16-35	.457	2-11	.182	6-9	.667	0	2	2	5	7-0	2	3	1	40	20.0	24
Paul	2-2	75	17-30	.567	1-5	.200	5-8	.625	1	5	6	19	4-0	1	2	2	40	20.0	28
Griffin	1-1	37	7-15	.467	0-1	.000	5-10	.500	4	6	10	4	3-0	0	5	0	19	19.0	19
Hawes	2-1	40	9-19	.474	4-10	.400	0-0	—	2	11	13	1	5-0	1	1	3	22	11.0	14
Jordan	2-2	77	7-9	.778	0-0	—	5-14	.357	11	32	43	0	3-0	2	1	5	19	9.5	10
Redick	2-2	62	7-24	.292	3-10	.300	0-0	—	2	6	8	1	5-0	1	1	1	17	8.5	12
Barnes	2-2	62	4-17	.235	3-9	.333	2-4	.500	0	6	6	2	8-0	0	5	4	13	6.5	7
Turkoglu	1-0	6	2-3	.667	1-2	.500	0-0	—	0	0	0	0	1-0	0	0	0	5	5.0	5
Rivers (TOT)	2-0	40	4-17	.235	1-3	.333	0-0	—	3	3	6	4	4-0	2	2	0	9	4.5	7
Rivers (LAC)	1-0	14	1-6	.167	0-0	—	0-0	—	2	1	3	1	2-0	1	0	0	2	2.0	2
Davis	2-0	16	4-5	.800	0-0	—	0-1	.000	0	1	1	0	2-0	0	1	1	8	4.0	4
Robinson (TOT)	2-0	27	3-14	.214	1-3	.333	0-1	.000	1	3	4	7	7-0	0	1	0	7	3.5	7
Bullock	1-0	13	0-2	.000	0-1	.000	0-0	—	0	2	2	0	1-0	0	0	0	0	0.0	0
Cunningham	1-0	1	0-0	—	0-0	—	0-0	—	0	0	0	0	0-0	0	0	0	0	0.0	0
Farmar	1-0	13	0-3	.000	0-1	.000	0-0	—	0	1	1	2	2-0	0	0	0	0	0.0	0
Hamilton (TOT)	1-0	2	0-0	—	0-0	—	0-0	—	0	0	0	0	1-0	0	0	0	0	0.0	0
Hamilton (LAC)	1-0	2	0-0	—	0-0	—	0-0	—	0	0	0	0	1-0	0	0	0	0	0.0	0
Udoh	1-0	1	0-0	—	0-0	—	0-0	—	0	0	0	0	0-0	0	1	0	0	0.0	0
CLIPPERS	**2**	**480**	**74-168**	**.440**	**14-50**	**.280**	**23-46**	**.500**	**22**	**73**	**95**	**35**	**44-0**	**8**	**21**	**17**	**185**	**92.5**	**96**
BULLS	**2**	**480**	**66-167**	**.395**	**20-52**	**.385**	**39-55**	**.709**	**26**	**70**	**96**	**46**	**41-0**	**9**	**21**	**3**	**191**	**95.5**	**105**

CLEVELAND CAVALIERS

DAVID BLATT

Record:
53-29 (.646)
w/Cavaliers
53-29 (.646)

Quicken Loans Arena
One Center Court, Cleveland, OH 44115-4001
Phone: (216) 420-2000
www.cavs.com

Majority Owner/Chairman	Dan Gilbert
Vice Chairmen	Jeff Cohen, Nate Forbes
General Manager	David Griffin
Assistant General Manager	Trent Redden
Director of Pro Player Personnel	Koby Altman
Head Coach	David Blatt
Associate Head Coach	Tyronn Lue
Assistant Coaches	Jim Boylan, Larry Drew, James Posey, Bret Brielmaier
Head Athletic Trainer	Stephen Spiro
CEO	Len Komoroski
President of Business Operations	Kerry Bubolz
Senior Vice President, Communications/Broadcasting	**Tad Carper**
Director of Basketball Communications	**B.J. Evans**
Basketball Communications Manager.	**Jeff Schaefer**
Sports Communications Coordinator	**Cherome Owens**
Senior Director of Corporate Communications	**Phyllis Salem**
Team Colors	Wine, Navy and Gold
Home Court	Quicken Loans Arena (20,562), 1994
Radio	WTAM (1100 AM) – John Michael, Jim Chones, Mike Snyder
Television	FOX Sports Ohio – Fred McLeod, Austin Carr, Allie Clifton

SERIES HISTORY

All-Time: 49-71 (Home: 33-26, Road: 16-45)
2014-15: 0-2
Current Overall Streak: Lost 2
Home Streak: Lost 1
Last Win: March 16, 2014 (102-80)
Last Loss: January 16, 2015 (121-126)
Road Streak: Lost 2
Last Win: March 1, 2013 (105-89)
Last Loss: February 5, 2015 (94-105)
Largest Margin of Victory
Home: 37 (125-88), December 5, 1975
Road: 17 (95-78), March 10, 2002
Largest Margin of Defeat
Home: 32 (79-111), January 19, 1971
Road: 27 (97-124), November 3, 1972

CAVALIERS 2014-15 REVIEW

Record: 53-29 (.646), 1st place, Central Division
Team Leaders:
Points: James (1,743)
Rebounds: Love (731)
Assists: James (511)
vs. Clippers:
1/16/15 **CLE 126** at LAC 121
2/5/15 LAC 94 at **CLE 105**
2015 Playoffs:
1st round vs. Boston (4-0)
2nd round vs. Chicago (4-2)
Conf. Finals vs. Atlanta (4-0)
NBA Finals vs. Golden State (2-4)
2015 Draft Choices:
Tyus Jones (24), Sir'Dominic Pointer (53)

ABOUT THE CAVALIERS

All-time record: 1,671-1,971 (.459)
Franchise Locations:
Cleveland Cavaliers (1970 to present)

2014-15 CAVALIERS VS. CLIPPERS

2014-2015 SEASON SERIES (2-0)

PLAYER	G-GS	MIN	FG-FGA	PCT	3FG-FGA	PCT	FT-FTA	PCT	-REBOUNDS- OFF	DEF	TOT	AST	PF-DQ	STL	TO	BLK	PTS	AVG	HI
James	2-2	70	19-37	.514	4-10	.400	13-19	.684	0	14	14	16	4-0	4	11	0	55	27.5	32
Love	1-1	29	6-14	.429	2-6	.333	10-12	.833	0	9	9	3	2-0	0	3	0	24	24.0	24
Irving	2-2	73	13-23	.565	6-10	.600	15-16	.938	3	7	10	9	7-0	3	5	1	47	23.5	37
Thompson	2-1	60	12-16	.750	0-0	—	9-10	.900	7	15	22	0	6-0	0	5	4	33	16.5	24
Mozgov (TOT)	3-3	79	16-21	.762	1-1	1.000	4-9	.444	5	15	20	3	8-0	0	5	1	37	12.3	13
Mozgov (CLE)	2-2	54	10-13	.769	0-0	—	4-8	.500	5	7	12	2	6-0	0	4	1	24	12.0	12
Smith (TOT)	3-2	76	13-28	.464	5-13	.385	0-1	.000	1	7	8	8	6-0	8	0	0	31	10.3	16
Smith (CLE)	2-2	59	10-18	.556	4-10	.400	0-0	—	1	6	7	6	5-0	8	0	0	24	12.0	16
Dellavedova	2-0	43	3-7	.429	1-2	.500	5-6	.833	2	0	2	6	9-0	2	4	0	12	6.0	8
Shumpert (TOT)	1-0	18	1-5	.200	0-3	.000	2-2	1.000	2	2	4	1	2-0	2	1	0	4	4.0	4
Shumpert (CLE)	1-0	18	1-5	.200	0-3	.000	2-2	1.000	2	2	4	1	2-0	2	1	0	4	4.0	4
Perkins (TOT)	1-0	19	0-2	.000	0-0	—	3-4	.750	0	6	6	1	1-0	0	1	0	3	3.0	3
Marion	2-0	39	2-10	.200	0-2	.000	0-0	—	6	6	12	2	4-0	0	1	1	4	2.0	2
Miller	2-0	24	1-9	.111	1-8	.125	1-2	.500	0	3	3	1	6-0	0	1	0	4	2.0	3
Haywood	1-0	5	0-1	.000	0-0	—	0-0	—	0	1	1	0	0-0	0	1	0	0	0.0	0
Jones	1-0	5	0-2	.000	0-2	.000	0-0	—	0	0	0	0	0-0	0	1	0	0	0.0	0
CAVALIERS	**2**	**480**	**77-155**	**.497**	**18-53**	**.340**	**59-75**	**.787**	**26**	**70**	**96**	**46**	**51-0**	**19**	**38**	**7**	**231**	**115.5**	**126**
CLIPPERS	**2**	**480**	**81-182**	**.445**	**15-51**	**.294**	**38-56**	**.679**	**31**	**55**	**86**	**50**	**50-1**	**18**	**25**	**2**	**215**	**107.5**	**121**

DATE	W-L	LAC-CLE	SITE
10/14/70	W	107-92	Buffalo
11/7/70	W	103-91	Buffalo
12/6/70	L	106-108	Cleveland
12/18/70	W	113-94	Buffalo
12/19/70	L	112-123	Cleveland
12/26/70	L	107-120	Cleveland
1/9/71	L	89-111	Cleveland
1/19/71	L	79-111	Buffalo(S)
1/31/71	L	108-117	Cleveland
2/2/71	L	91-101	Buffalo(R)
2/13/71	W	111-106	Cleveland
3/6/71	W	120-109	Buffalo
10/15/71	W	* 111-109	Cleveland
10/16/71	L	89-93	Buffalo
12/3/71	W	91-90	Buffalo
1/30/72	W	99-98	Cleveland
2/1/72	L	99-104	Buffalo
2/6/72	W	121-108	Cleveland
11/3/72	L	97-124	Cleveland
11/25/72	L	90-103	Buffalo
1/9/73	W	106-102	Buffalo
2/18/73	L	98-122	Cleveland
3/17/73	L	97-114	Buffalo
3/18/73	L	101-102	Cleveland
10/26/73	W	104-97	Buffalo(T)
10/27/73	W	111-101	Cleveland
12/14/73	W	102-98	Cleveland
12/18/73	W	100-93	Buffalo
2/10/74	L	121-125	Cleveland
3/16/74	W	114-105	Buffalo
11/12/74	W	112-94	Buffalo
12/19/74	L	104-106	Cleveland
1/10/75	W	104-100	Buffalo
1/30/75	W	97-91	Cleveland
11/20/75	W	* 118-115	Cleveland
12/5/75	W	125-88	Buffalo
12/28/75	L	88-111	Cleveland
2/14/76	L	111-114	Buffalo
3/25/76	W	109-94	Cleveland
10/30/76	L	105-109	Buffalo
12/26/76	W	103-96	Cleveland
2/17/77	W	112-103	Buffalo
3/20/77	L	108-115	Cleveland
12/25/77	L	105-111	Cleveland
2/3/78	L	101-104	Buffalo
3/10/78	W	118-117	Buffalo
4/4/78	L	105-116	Cleveland
11/4/78	L	106-112	San Diego
12/28/78	L	114-116	Cleveland
1/27/79	W	111-110	Cleveland
3/10/79	W	121-115	San Diego
12/4/79	L	112-115	Cleveland
3/4/80	W	116-105	San Diego
11/18/80	L	94-104	Cleveland
3/6/81	W	140-125	San Diego
1/15/82	W	117-108	San Diego
3/17/82	L	* 107-113	Cleveland
11/18/82	W	107-98	San Diego
2/6/83	L	107-110	Cleveland
11/20/83	W	99-97	San Diego
2/4/84	L	100-108	Cleveland
1/29/85	L	94-110	Cleveland
3/6/85	L	112-114	Los Angeles
1/3/86	L	111-130	Cleveland
3/4/86	W	106-101	Los Angeles
11/8/86	L	93-100	Los Angeles
1/8/87	L	93-103	Cleveland
1/6/88	L	100-116	Cleveland
2/27/88	W	97-96	Los Angeles
11/9/88	L	91-108	Cleveland
3/10/89	W	105-103	Los Angeles
12/7/89	W	105-88	Los Angeles
2/5/90	L	84-100	Cleveland
12/12/90	W	100-90	Cleveland
3/10/91	L	93-98	Los Angeles
11/2/91	W	106-105	Los Angeles
4/2/92	L	98-115	Cleveland
12/8/92	W	115-106	Cleveland
1/22/93	L	92-100	Los Angeles
1/21/94	L	90-106	Los Angeles#
3/29/94	L	96-106	Cleveland
1/18/95	W	92-83	Los Angeles
1/23/95	L	68-90	Cleveland
12/12/95	L	86-97	Cleveland
3/28/96	L	81-83	Los Angeles
12/8/96	L	69-90	Cleveland
1/19/97	L	** 102-107	Los Angeles
3/21/98	L	79-100	Los Angeles
4/5/98	L	93-94	Cleveland
1/10/00	L	106-111	Cleveland
3/4/00	L	99-109	Los Angeles
2/21/01	W	100-94	Cleveland
3/31/01	W	104-97	Los Angeles
1/18/02	W	109-103	Los Angeles
3/10/02	W	95-78	Cleveland
10/30/02	L	96-98	Los Angeles
1/27/03	L	100-104	Cleveland
11/18/03	L	95-103	Cleveland
12/3/03	W	90-80	Los Angeles
11/29/04	W	94-82	Los Angeles
3/29/05	L	84-94	Cleveland
11/30/05	L	* 105-112	Cleveland
12/3/05	W	102-90	Los Angeles
1/13/07	L	92-104	Los Angeles
2/7/07	L	77-94	Cleveland
11/11/07	L	95-103	Los Angeles
2/2/08	L	84-98	Cleveland
1/30/09	L	95-112	Cleveland
3/10/09	L	83-87	Los Angeles
1/16/10	L	101-102	Los Angeles
1/31/10	L	89-114	Cleveland
2/11/11	L	* 119-126	Cleveland
3/19/11	W	100-92	Los Angeles
2/8/12	L	92-99	Cleveland
11/5/12	L	101-108	Los Angeles
3/1/13	W	105-89	Cleveland
12/7/13	L	82-88	Cleveland
3/16/14	W	102-80	Los Angeles
1/16/15	L	121-126	Los Angeles
2/5/15	L	94-105	Cleveland

** Indicates overtime (2-3)*
*** Indicates double overtime (0-1)*
(S) Indicates game played in Syracuse
(R) Indicates game played in Rochester
(T) Indicates game played in Toronto
 # Indicates game played at Great Western Forum due to the Northridge Earthquake (1/17/94)

2014-15 CLIPPERS VS. CAVALIERS

2014-2015 SEASON SERIES (0-2)

PLAYER	G-GS	MIN	FG-FGA	PCT	3FG-FGA	PCT	FT-FTA	PCT	-REBOUNDS- OFF	DEF	TOT	AST	PF-DQ	STL	TO	BLK	PTS	AVG	HI
Griffin	2-2	68	21-40	.525	0-0	—	8-10	.800	7	11	18	7	9-1	1	1	0	50	25.0	34
Redick	1-1	30	5-10	.500	4-6	.667	0-0	—	0	1	1	0	1-0	1	3	0	14	14.0	14
Jordan	2-2	63	10-12	.833	0-0	—	7-16	.438	11	15	26	1	6-0	2	2	2	27	13.5	19
Crawford	2-1	54	9-26	.346	2-10	.200	6-7	.857	0	0	0	7	4-0	2	4	0	26	13.0	13
Paul	2-2	68	8-29	.276	2-11	.182	7-9	.778	4	6	10	23	6-0	4	5	0	25	12.5	15
Robinson (TOT)	2-1	36	9-21	.429	5-10	.500	0-0	—	0	0	0	9	4-0	1	1	0	23	11.5	14
Barnes	2-2	64	8-18	.444	3-10	.300	2-3	.667	2	9	11	3	6-0	0	4	0	21	10.5	17
Hawes	2-0	30	8-12	.667	2-4	.500	2-2	1.000	3	5	8	0	4-0	2	3	0	20	10.0	11
Rivers (TOT)	4-0	77	9-26	.346	3-7	.429	8-9	.889	3	4	7	11	10-0	3	4	0	29	7.3	11
Rivers (LAC)	2-0	34	4-15	.267	1-4	.250	1-2	.500	3	2	5	6	6-0	2	2	0	10	5.0	10
Davis	1-0	19	3-9	.333	0-1	.000	1-2	.500	1	2	3	0	2-0	0	0	0	7	7.0	7
Wilcox	1-0	17	2-6	.333	1-5	.200	1-1	1.000	0	1	1	1	1-0	1	0	0	6	6.0	6
Udoh	1-0	6	1-1	1.000	0-0	—	2-2	1.000	0	2	2	1	0-0	2	0	0	4	4.0	4
Jones	2-0	25	2-4	.500	0-0	—	1-2	.500	0	1	1	1	4-0	1	1	0	5	2.5	5
Turkoglu	1-0	2	0-0	—	0-0	—	0-0	—	0	0	0	0	1-0	0	0	0	0	0.0	0
CLIPPERS	**2**	**480**	**81-182**	**.445**	**15-51**	**.294**	**38-56**	**.679**	**31**	**55**	**86**	**50**	**50-1**	**18**	**25**	**2**	**215**	**107.5**	**121**
CAVALIERS	**2**	**480**	**77-155**	**.497**	**18-53**	**.340**	**59-75**	**.787**	**26**	**70**	**96**	**46**	**51-0**	**19**	**38**	**7**	**231**	**115.5**	**126**

DALLAS MAVERICKS

RICK CARLISLE

Record:
338-220 (.606)
w/ Mavericks:
338-220 (.606)

2500 Victory Avenue
Dallas, TX 75219
Phone: (214) 665-4660
www.mavs.com

Owner	Mark Cuban
Chief Operating Officer	Floyd Jahner
President of Basketball Operations/General Manager	Donn Nelson
Head Coach	Rick Carlisle
Assistant Coaches	Melvin Hunt, Kaleb Canales, Jamahl Mosley, Darrell Armstrong
Assistant General Manager	Keith Grant
Head Athletic Trainer	Casey Smith
Assistant Athletic Trainer	Dionne Calhoun
Assistant Coach/Strength Coach	Jeremy Holsopple
Head Equipment Manager	Al Whitley
Video Coordinators	Mike Shedd, Brian Grant
Vice President of Basketball Communications	**Sarah Melton**
Director of Basketball Communications	**Scott Tomlin**
Basketball Communications Manager	**Alan Rakowski**
Team Colors	Blue, Black, Silver
Home Court	American Airlines Center (19,200), 2001
Radio	ESPN Radio (103.3 FM) Chuck Cooperstein, Brad Davis; ESPN DEPORTES (1540 AM - Spanish) Victor Villalba
Television	Cable FOX Sports Southwest Mark Followill, Derek Harper, Jeff Wade

SERIES HISTORY

All-Time: 54-87 (Home: 33-37, Road: 21-50)
2014-15: 2-1
Current Overall Streak: Lost 1
Home Streak: Won 1
Last Win: January 10, 2015 (120-100)
Last Loss: April 3, 2014 (107-113)
Road Streak: Lost 1
Last Win: February 9, 2015 (115-98)
Last Loss: March 13, 2015 (99-129)
Largest Margin of Victory
Home: 22 (2) (112-90), December 15, 2012
Road: 31 (117-86), March 18, 1992
Largest Margin of Defeat
Home: 29 (100-129), April 11, 1987
Road: 32 (2) (83-115), December 22, 2006

MAVERICKS 2014-15 REVIEW

Record: 50-32 (.610), 4th place, Southwest Division
Team Leaders:
Points: Ellis (1,513)
Rebounds: Chandler (864)
Assists: Ellis (329)
vs. Clippers:

1/10/15	DAL	100	at	**LAC**	**120**
2/9/15	**LAC**	**115**	at	DAL	98
3/13/15	LAC	99	at	**DAL**	**129**

2015 Playoffs:
1st Round vs. Houston Rockets (1-4)
2015 Draft Choices:
Justin Anderson (21), Satnam Singh (52)

ABOUT THE MAVERICKS

All-time record: 1,440-1,382 (.510)
Franchise Locations:
Dallas Mavericks (1980 to present)

2014-15 MAVERICKS VS. CLIPPERS

2014-2015 SEASON SERIES (1-2)

PLAYER	G-GS	MIN	FG-FGA	PCT	3FG-FGA	PCT	FT-FTA	PCT	- REBOUNDS - OFF	DEF	TOT	AST	PF-DQ	STL	TO	BLK	PTS	AVG	HI
Nowitzki	3-3	82	22-39	.564	4-10	.400	9-11	.818	2	13	15	2	4-0	1	2	0	57	19.0	25
Villanueva	3-0	60	20-36	.556	10-21	.476	4-8	.500	2	11	13	2	5-0	1	6	1	54	18.0	26
Parsons	3-3	91	17-37	.459	7-14	.500	9-11	.818	5	15	20	9	4-0	2	2	0	50	16.7	22
Ellis	3-3	62	16-28	.571	4-7	.571	1-2	.500	1	7	8	11	3-0	1	6	0	37	12.3	23
Barea	3-1	65	14-22	.636	3-7	.429	3-4	.750	0	6	6	14	4-0	1	2	0	34	11.3	15
Harris	3-0	70	8-21	.381	2-10	.200	6-8	.750	3	5	8	11	9-0	2	6	1	24	8.0	15
Chandler	3-3	61	8-11	.727	0-0	—	4-7	.571	8	14	22	2	5-0	0	2	3	20	6.7	14
Jefferson	3-0	60	7-17	.412	4-11	.364	2-2	1.000	0	8	8	3	4-0	2	1	0	20	6.7	8
Powell (TOT)	2-0	19	2-3	.667	2-2	1.000	5-6	.833	0	1	1	0	4-0	1	0	0	11	5.5	8
Powell (DAL)	2-0	19	2-3	.667	2-2	1.000	5-6	.833	0	1	1	0	4-0	1	0	0	11	5.5	8
Rondo (TOT)	2-2	49	3-16	.188	0-4	.000	0-0	—	2	5	7	15	6-0	5	4	0	6	3.0	4
Rondo (DAL)	2-2	49	3-16	.188	0-4	.000	0-0	—	2	5	7	15	6-0	5	4	0	6	3.0	4
Aminu	2-0	28	2-6	.333	1-3	.333	0-0	—	5	4	9	2	4-0	1	0	1	5	2.5	5
James	1-0	5	0-0	—	0-0	—	2-2	1.000	1	0	1	0	0-0	0	0	0	2	2.0	2
Stoudemire (TOT)	1-0	14	1-3	.333	0-0	—	0-2	.000	2	2	4	0	2-0	0	0	0	2	2.0	2
Stoudemire (DAL)	1-0	14	1-3	.333	0-0	—	0-2	.000	2	2	4	0	2-0	0	0	0	2	2.0	2
Felton	3-0	26	2-9	.222	1-2	.500	0-0	—	0	1	1	6	0-0	0	4	0	5	1.7	3
Ledo	1-0	4	0-2	.000	0-1	.000	0-0	—	0	0	0	1	1-0	0	1	0	0	0.0	0
Smith	3-0	26	0-1	.000	0-0	—	0-0	—	3	4	7	1	5-0	0	2	1	0	0.0	0
MAVERICKS	**3**	**720**	**122-251**	**.486**	**38-92**	**.413**	**45-63**	**.714**	**34**	**96**	**130**	**79**	**60-0**	**17**	**38**	**7**	**327**	**109.0**	**129**
CLIPPERS	**3**	**720**	**128-262**	**.489**	**34-90**	**.378**	**44-62**	**.710**	**37**	**95**	**132**	**79**	**59-1**	**25**	**32**	**10**	**334**	**111.3**	**120**

DATE	W-L	LAC-DAL	SITE
11/4/80	W	116-102	Dallas
12/12/80	L	* 109-112	Dallas
12/18/80	W	102-92	San Diego
1/18/81	W	115-109	San Diego
3/1/81	L	91-99	Dallas
12/3/81	W	113-111	San Diego
1/7/82	L	112-113	San Diego
1/13/82	W	105-102	Dallas
2/3/82	W	113-106	Dallas
3/13/82	L	118-126	San Diego
12/11/82	L	118-124	Dallas
12/21/82	L	118-121	San Diego
1/12/83	L	110-112	Dallas
3/13/83	L	102-111	Dallas
3/24/83	L	113-118	San Diego
12/11/83	W	118-116	San Diego
12/28/83	L	92-109	Dallas
1/6/84	L	106-123	San Diego
3/14/84	L	101-105	Dallas
4/10/84	L	114-116	San Diego
12/5/84	W	110-106	Dallas
12/26/84	L	118-124	Dallas
1/19/85	L	100-101	Los Angeles
4/5/85	W	* 126-122	Dallas
4/14/85	L	92-96	Los Angeles
11/30/85	L	115-124	Dallas
12/10/85	W	120-118	Los Angeles
1/22/86	W	131-118	Dallas
3/6/86	L	113-131	Los Angeles
4/12/86	W	115-108	Los Angeles
11/4/86	L	86-118	Dallas
11/20/86	L	108-113	Los Angeles
2/14/87	L	107-138	Dallas
3/31/87	L	102-118	Dallas
4/11/87	L	100-129	Los Angeles
11/18/87	L	87-97	Dallas
1/18/88	L	87-99	Los Angeles
1/22/88	L	87-110	Dallas
2/14/88	L	100-110	Los Angeles
3/18/88	L	98-106	Los Angeles
1/25/89	L	98-117	Dallas
2/6/89	L	111-129	Los Angeles
2/14/89	L	98-117	Dallas
3/22/89	W	116-112	Los Angeles
11/8/89	L	99-123	Los Angeles
11/17/89	L	105-122	Dallas
12/22/89	L	92-101	Dallas
4/10/90	W	98-90	Los Angeles
11/28/90	L	88-107	Dallas
12/5/90	W	93-89	Los Angeles
1/18/91	W	* 119-112	Dallas
3/29/91	W	105-96	Los Angeles
11/14/91	L	88-95	Dallas
2/4/92	W	97-80	Los Angeles
3/13/92	W	105-97	Los Angeles
3/18/92	W	117-86	Dallas
11/25/92	W	130-112	Dallas
12/22/92	W	108-94	Los Angeles
4/4/93	W	119-115	Los Angeles
4/20/93	W	107-98	Dallas
11/18/93	W	88-84	Los Angeles
11/23/93	W	105-98	Dallas
3/8/94	W	116-110	Dallas
3/11/94	W	106-96	Los Angeles
12/17/94	L	87-106	Los Angeles(A)
1/11/95	L	93-98	Dallas
4/18/95	L	91-104	Dallas
4/23/95	W	124-102	Los Angeles
11/17/95	W	101-90	Los Angeles
1/30/96	L	101-105	Dallas
3/14/96	W	110-96	Los Angeles(A)
4/6/96	L	96-101	Dallas
11/21/96	L	94-105	Dallas
12/10/96	L	95-100	Los Angeles
2/18/97	W	87-69	Los Angeles
4/14/97	W	99-93	Dallas
12/9/97	W	99-92	Dallas
1/3/98	W	97-88	Los Angeles
3/5/98	L	109-119	Dallas
3/29/98	W	108-86	Los Angeles
2/20/99	L	90-105	Los Angeles
3/2/99	L	99-112	Dallas
4/1/99	L	84-93	Dallas
1/27/00	L	90-99	Dallas
2/5/00	L	106-119	Los Angeles
3/28/00	L	102-112	Los Angeles
4/8/00	L	96-98	Dallas
11/13/00	L	76-90	Los Angeles
12/28/00	L	96-105	Dallas
2/26/01	L	92-103	Los Angeles
3/11/01	L	93-111	Dallas
1/26/02	L	112-133	Los Angeles
1/29/02	W	117-100	Dallas
2/16/02	W	119-110	Los Angeles
4/4/02	L	90-115	Dallas
12/10/02	L	95-122	Dallas
1/2/03	L	92-102	Dallas
1/12/03	L	90-96	Los Angeles
3/26/03	L	107-114	Los Angeles
12/10/03	W	100-99	Los Angeles
12/20/03	W	115-105	Dallas
2/24/04	L	91-116	Dallas
3/14/04	L	88-101	Los Angeles
1/20/05	L	77-99	Dallas
1/24/05	W	97-87	Los Angeles
3/2/05	W	101-92	Los Angeles
1/20/06	L	81-101	Los Angeles
2/21/06	L	91-93	Dallas
4/10/06	L	73-75	Los Angeles
4/19/06	W	85-71	Dallas
11/8/06	W	103-85	Los Angeles
12/22/06	L	83-115	Dallas
4/9/07	L	86-96	Dallas
12/21/07	L	89-102	Los Angeles
1/21/08	L	94-95	Dallas
3/25/08	L	90-103	Dallas
3/31/08	L	86-93	Los Angeles
11/9/08	W	103-92	Los Angeles
12/2/08	L	98-100	Dallas
12/28/08	L	76-98	Los Angeles
1/6/09	L	102-107	Dallas
10/31/09	L	84-93	Los Angeles
3/23/10	L	96-106	Dallas
4/12/10	L	94-117	Los Angeles
10/31/10	L	83-99	Los Angeles
1/25/11	L	105-112	Dallas
3/30/11	L	100-106	Los Angeles
4/8/11	L	96-107	Dallas
1/18/12	W	91-89	Los Angeles
2/13/12	L	92-96	Dallas
4/2/12	W	94-75	Dallas
12/5/12	W	112-90	Los Angeles
1/9/13	W	99-93	Los Angeles
3/26/13	L	*102-109	Dallas
1/3/14	W	119-112	Dallas
1/15/14	W	129-127	Los Angeles
3/27/14	W	109-103	Dallas
4/3/14	L	107-113	Los Angeles
1/10/15	W	120-100	Los Angeles
2/9/15	W	115-98	Dallas
3/13/15	L	99-129	Dallas

** Indicates overtime (2-2)*
(A) Indicates game played at Arrowhead Pond of Anaheim

2014-15 CLIPPERS VS. MAVERICKS

2014-2015 SEASON SERIES (2-1)

PLAYER	G-GS	MIN	FG-FGA	PCT	3FG-FGA	PCT	FT-FTA	PCT	- REBOUNDS - OFF	DEF	TOT	AST	PF-DQ	STL	TO	BLK	PTS	AVG	HI
Griffin	1-1	35	11-15	.733	0-0	—	0-2	.000	1	6	7	6	3-0	2	2	0	22	22.0	22
Crawford	2-0	57	15-34	.441	3-11	.273	8-8	1.000	3	2	5	5	3-0	3	5	0	41	20.5	22
Paul	3-3	103	17-34	.500	4-9	.444	15-15	1.000	0	9	9	33	5-0	8	7	0	53	17.7	25
Jordan	3-3	109	21-31	.677	1-1	1.000	8-18	.444	25	35	60	1	6-0	3	4	5	51	17.0	22
Redick	3-3	93	16-39	.410	9-17	.529	7-7	1.000	1	5	6	7	4-0	2	2	0	48	16.0	17
Barnes	3-3	99	17-37	.459	7-21	.333	3-4	.750	3	14	17	9	9-0	2	4	0	44	14.7	18
Hamilton (TOT)	1-0	7	4-7	.571	3-4	.750	0-0	—	0	1	1	0	0-0	0	0	0	11	11.0	11
Hamilton (LAC)	1-0	7	4-7	.571	3-4	.750	0-0	—	0	1	1	0	0-0	0	0	0	11	11.0	11
Farmar	1-0	17	3-6	.500	1-3	.333	0-0	—	0	1	1	1	6-1	0	0	0	7	7.0	7
Turkoglu	2-0	31	5-10	.500	4-9	.444	0-0	—	0	5	5	0	4-0	1	0	1	14	7.0	9
Rivers (TOT)	4-0	84	9-21	.429	2-6	.333	3-7	.429	1	9	10	7	10-0	1	4	0	23	5.8	9
Rivers (LAC)	2-0	48	6-13	.462	1-4	.250	1-3	.333	0	4	4	2	6-0	1	3	0	14	7.0	9
Hawes	3-2	54	6-18	.333	1-7	.143	1-3	.333	0	9	9	8	5-0	1	0	3	14	4.7	6
Robinson (TOT)	1-0	16	2-5	.400	0-2	.000	0-0	—	0	0	0	3	1-0	0	1	0	4	4.0	4
Robinson (LAC)	1-0	16	2-5	.400	0-2	.000	0-0	—	0	0	0	3	1-0	0	1	0	4	4.0	4
Davis	3-0	26	4-8	.500	0-0	—	1-2	.500	2	2	4	3	5-0	1	2	1	9	3.0	8
Bullock	1-0	7	1-3	.333	0-2	.000	0-0	—	0	1	1	0	0-0	0	1	0	2	2.0	2
Douglas-Roberts	1-0	3	0-0	—	0-0	—	0-0	—	0	0	0	1	0-0	0	0	0	0	0.0	0
Jones	2-0	4	0-0	—	0-0	—	0-0	—	1	0	1	0	0-0	0	0	0	0	0.0	0
Udoh	2-0	8	0-1	.000	0-0	—	0-0	—	1	1	2	0	2-0	1	0	0	0	0.0	0
Wilcox	2-0	2	0-1	.000	0-0	—	0-0	—	0	0	0	0	0-0	0	0	0	0	0.0	0
CLIPPERS	**3**	**720**	**128-262**	**.489**	**34-90**	**.378**	**44-62**	**.710**	**37**	**95**	**132**	**79**	**59-1**	**25**	**32**	**10**	**334**	**111.3**	**120**
MAVERICKS	**3**	**720**	**122-251**	**.486**	**38-92**	**.413**	**45-63**	**.714**	**34**	**96**	**130**	**79**	**60-0**	**17**	**38**	**7**	**327**	**109.0**	**129**

DENVER NUGGETS

MICHAEL MALONE

Record:
39-67 (.368)
w/ Nuggets:
0-0 (.000)

1000 Chopper Circle
Denver, CO 80204
Phone: (303) 405-1100
www.nuggets.com

Owner	E. Stanley Kroenke
President & Governor	Josh Kroenke
General Manager & Exec. V.P. of Basketball Operations	Tim Connelly
Assistant General Manager	Arturas Karnisovas
Sr. VP Business, Team Operations	Pete D'Alessandro
Director of Basketball Operations	Ben Tenzer
Vice President of Basketball Administration	Lisa Johnson
Director of Team Operations/Player Development	Amy O'Brien
Head Coach	Michael Malone
Assistant Coaches	Ed Pinckney, Wes Unseld Jr., Chris Fleming, Micah Nori, Ryan Bowen, Dee Brown, Noel Gillespie, John Beckett
Head Athletic Trainer	Dan Shimensky
Assistant Coach/Strength and Conditioning	Steve Hess
Asst. Athletic Trainer/Asst. Strength & Conditioning Coach	Jason Miller
Asst. Strength & Conditioning Coach	Felipe Eichenberger
Media Relations Director	**Tim Gelt**
Media Relations Manager	**Nick O'Hayre**
Media Relations Coordinator	**Cody Wise**
Media Relations Associate	**Steven Blevins**
Team Colors	Light Blue, Yellow, Dark Blue
Home Court	Pepsi Center (19,155), 1999
Television	Altitude Sports & Entertainment Chris Marlowe, Scott Hastings
Radio	Altitude Radio Network Jason Kosmicki

SERIES HISTORY

All-Time: 73-88 (Home: 53-26, Road: 20-62)

2014-15: 3-1

Current Overall Streak: Won 3

Home Streak: Won 6
Last Win: April 13, 2015 (110-103)
Last Loss: February 2, 2012 (91-112)

Road Streak: Won 1
Last Win: April 4, 2015 (107-92)
Last Loss: March 17, 2014 (100-110)

Largest Margin of Victory
Home: 34 (122-88), April 11, 1992
Road: 27 (114-87), March 21, 1992

Largest Margin of Defeat
Home: 22 (103-125), April 13, 1995
Road: 46 (93-139), November 6, 1987

NUGGETS 2014-15 REVIEW

Record: 30-52 (.366), 4th place, Northwest Division
Team Leaders:
Points: Lawson (1,143)
Rebounds: Faried (668)
Assists: Lawson (720)
vs. Clippers:

12/19/14	LAC	106	at	**DEN**	**109**
1/26/15	DEN	98	at	**LAC**	**102**
4/4/15	**LAC**	**107**	at	DEN	92
4/13/15	DEN	103	at	**LAC**	**110**

2015 Playoffs: None
2015 Draft Choices:
Emmanuel Mudiay (7), Nikola Radicevic (57)

ABOUT THE NUGGETS

All-time record: 1,943-1,951 (.499)
NBA record: 1,530-1,620 (.486)
Franchise Locations:
Denver Rockets (1967-74, ABA)
Denver Nuggets (1974-76, ABA)
Denver Nuggets (1976 to present)

2014-15 NUGGETS VS. CLIPPERS

2014-2015 SEASON SERIES (1-3)

PLAYER	G-GS	MIN	FG-FGA	PCT	3FG-FGA	PCT	FT-FTA	PCT	- REBOUNDS - OFF	DEF	TOT	AST	PF-DQ	STL	TO	BLK	PTS	AVG	HI
Chandler	4-4	140	30-72	.417	12-32	.375	11-15	.733	8	19	27	7	17-1	2	6	0	83	20.8	32
N. Robinson	1-0	16	6-11	.545	4-9	.444	4-7	.571	1	4	5	3	1-0	1	1	0	20	20.0	20
Afflalo	2-2	69	12-27	.444	2-7	.286	4-5	.800	1	4	5	10	2-0	4	2	1	30	15.0	18
Lawson	2-2	72	10-18	.556	2-2	1.000	7-10	.700	2	3	5	25	3-0	1	8	0	29	14.5	19
Faried	4-4	128	23-46	.500	0-1	.000	11-18	.611	17	23	40	7	14-0	4	12	0	57	14.3	19
Mozgov	1-1	25	6-8	.750	1-1	1.000	0-1	.000	0	8	8	1	2-0	0	1	0	13	13.0	13
Foye	3-2	81	12-37	.324	7-21	.333	2-3	.667	2	11	13	14	6-0	2	3	1	33	11.0	16
Gallinari	2-0	43	5-12	.417	4-9	.444	4-4	1.000	2	3	5	3	5-0	0	3	1	18	9.0	10
Arthur	1-0	19	3-7	.429	0-0	—	2-2	1.000	1	0	1	0	2-0	0	0	0	8	8.0	8
Harris	2-1	54	5-12	.417	3-7	.429	3-4	.750	2	0	2	3	7-0	2	2	0	16	8.0	13
Green	2-1	60	6-16	.375	2-3	.667	1-2	.500	3	1	4	5	4-0	2	1	0	15	7.5	11
Barton (TOT)	3-0	55	6-22	.273	0-6	.000	8-10	.800	1	11	12	5	3-0	1	2	0	20	6.7	11
Barton (DEN)	2-0	46	6-19	.316	0-6	.000	8-10	.800	1	9	10	4	2-0	1	2	0	20	10.0	11
Nurkic	4-1	75	10-21	.476	0-0	—	6-10	.600	6	15	21	4	15-0	3	4	3	26	6.5	10
Hickson	4-1	80	8-25	.320	0-1	.000	1-2	.500	9	19	28	3	7-0	1	6	0	17	4.3	7
Lauvergne	2-0	13	3-5	.600	0-1	.000	1-1	1.000	0	2	2	0	7-0	0	1	0	7	3.5	7
Gee	2-0	9	1-3	.333	0-1	.000	2-2	1.000	0	0	0	1	0-0	1	0	0	4	2.0	4
Nelson (TOT)	2-1	26	2-9	.222	0-4	.000	0-0	—	2	1	3	4	2-0	3	5	0	4	2.0	2
Nelson (DEN)	2-1	26	2-9	.222	0-4	.000	0-0	—	2	1	3	4	2-0	3	5	0	4	2.0	2
Clark (TOT)	2-0	5	0-1	.000	0-0	—	2-2	1.000	0	1	1	1	1-0	0	0	0	2	1.0	2
Clark (DEN)	2-0	5	0-1	.000	0-0	—	2-2	1.000	0	1	1	1	1-0	0	0	0	2	1.0	2
Franklin	1-0	0	0-0	—	0-0	—	0-0	—	0	0	0	0	0-0	0	0	0	0	0.0	0
Randolph (TOT)	1-0	2	0-0	—	0-0	—	0-0	—	0	0	0	0	1-0	0	0	0	0	0.0	0
NUGGETS	**4**	**960**	**148-349**	**.424**	**37-105**	**.352**	**69-98**	**.704**	**57**	**123**	**180**	**95**	**97-1**	**27**	**61**	**6**	**402**	**100.5**	**109**
CLIPPERS	**4**	**960**	**148-326**	**.454**	**30-92**	**.326**	**99-134**	**.739**	**49**	**129**	**178**	**95**	**82-0**	**40**	**54**	**27**	**425**	**106.3**	**110**

DATE	W-L	LAC-DEN	SITE
11/11/76	W	105-94	Buffalo
1/24/77	L	107-127	Denver
3/13/77	W	102-95	Buffalo
3/31/77	L	95-110	Denver
10/29/77	L	111-127	Denver
11/2/77	W	104-100	Buffalo
1/25/78	L	* 119-121	Denver
4/3/78	L	95-104	Buffalo
10/15/78	L	94-98	San Diego
2/2/79	W	124-100	San Diego
2/16/79	W	118-104	Denver
3/30/79	L	121-130	Denver
10/23/79	W	132-127	San Diego
11/21/79	L	84-105	Denver
12/14/79	W	112-108	San Diego
2/9/80	L	104-123	Denver
3/13/80	W	116-102	San Diego
3/16/80	L	107-127	Denver
10/17/80	L	116-129	San Diego
11/25/80	W	108-94	San Diego
11/26/80	L	109-113	Denver
1/9/81	L	116-130	San Diego
1/21/81	W	125-116	Denver
11/18/81	L	128-133	Denver
1/6/82	L	114-136	Denver
1/17/82	L	131-138	San Diego
2/13/82	L	129-146	Denver
3/25/82	L	117-129	San Diego
11/16/82	L	130-136	San Diego
11/27/82	L	125-141	Denver
1/8/83	W	122-120	San Diego
2/8/83	W	125-98	San Diego
4/2/83	L	99-107	Denver
10/29/83	W	141-128	San Diego
11/5/83	L	121-127	Denver
11/23/83	L	114-133	Denver
3/9/84	W	134-126	San Diego
4/1/84	L	103-129	Denver
11/5/84	W	107-104	Los Angeles
11/21/84	L	106-112	Los Angeles
11/27/84	L	110-139	Denver
1/5/85	W	127-115	Denver
4/10/85	W	129-127	Los Angeles
11/16/85	L	109-113	Denver
12/11/85	L	95-134	Denver
3/9/86	L	121-123	Los Angeles
3/21/86	L	104-115	Denver
4/9/86	W	132-127	Los Angeles
11/11/86	W	115-112	Los Angeles
1/14/87	W	123-105	Los Angeles
2/2/87	L	112-140	Denver
2/20/87	W	121-107	Los Angeles
3/24/87	L	119-128	Denver
11/6/87	L	93-139	Denver
11/21/87	L	91-97	Los Angeles
1/30/88	L	106-124	Denver
3/23/88	L	108-118	Los Angeles
4/23/88	L	109-134	Denver
11/19/88	L	107-134	Denver
12/16/88	W	121-118	Los Angeles
12/17/88	L	99-114	Denver
3/27/89	W	119-118	Los Angeles
11/14/89	W	129-121	Los Angeles
12/16/89	W	114-108	Los Angeles
2/23/90	L	112-121	Denver
3/20/90	L	112-119	Denver
12/1/90	W	137-121	Denver
2/24/91	W	129-112	Los Angeles
3/12/91	W	* 126-123	Denver
4/12/91	W	146-130	Los Angeles
11/8/91	W	106-82	Los Angeles
12/6/91	W	* 102-100	Denver
3/21/92	W	114-87	Denver
4/11/92	W	122-88	Los Angeles
11/27/92	L	106-109	Los Angeles
11/28/92	W	121-119	Denver
4/10/93	W	118-101	Los Angeles
4/18/93	L	83-94	Denver
11/7/93	L	97-99	Denver
3/17/94	L	99-102	Los Angeles
4/5/94	W	92-91	Denver
4/20/94	L	85-100	Los Angeles
2/21/95	L	80-118	Denver
3/4/95	L	89-101	Los Angeles
3/27/95	L	104-113	Denver
4/13/95	L	103-125	Los Angeles
11/12/95	W	108-103	Los Angeles
12/23/95	W	107-92	Denver
1/25/96	W	94-93	Los Angles
2/8/96	L	95-115	Denver
11/5/96	W	82-78	Denver
1/24/97	W	114-111	Los Angeles
3/2/97	L	* 107-109	Denver
4/12/97	W	116-94	Los Angeles(A)
12/7/97	L	92-100	Denver
12/27/97	W	105-103	Los Angeles
1/24/98	L	81-99	Los Angeles
3/8/98	W	100-89	Denver
3/29/99	L	88-100	Denver
4/4/99	L	80-82	Denver
4/18/99	L	101-103	Los Angeles
12/28/99	L	105-128	Denver
3/14/00	W	110-106	Los Angeles
3/17/00	L	87-114	Denver
4/15/00	L	* 114-115	Los Angeles
11/12/00	L	79-95	Denver
12/26/00	L	108-109	Denver
1/10/01	W	92-86	Los Angeles
3/5/01	W	99-86	Los Angeles
11/30/01	L	93-96	Denver
1/4/02	W	82-80	Denver
1/21/02	W	102-89	Los Angeles
4/7/02	W	97-75	Los Angeles
11/22/02	L	70-72	Denver
12/21/02	W	92-89	Los Angeles
3/19/03	W	91-78	Los Angeles
4/12/03	W	101-79	Denver
11/7/03	W	* 104-102	Denver
11/29/03	L	86-98	Los Angeles
12/31/03	W	120-104	Los Angeles
3/22/04	L	80-102	Denver
1/3/05	W	102-98	Denver
3/5/05	L	89-105	Los Angeles
3/18/05	L	96-115	Denver
11/25/05	L	95-105	Denver
1/27/06	W	105-87	Denver
1/28/06	W	112-79	Los Angeles
4/4/06	W	111-109	Los Angeles
11/2/06	W	96-95	Los Angeles
11/26/06	L	88-103	Denver
4/7/07	L	93-96	Los Angeles
11/21/07	W	101-90	Los Angeles
11/30/07	L	107-123	Denver
2/29/08	L	104-110	Denver
4/8/08	L	99-117	Los Angeles
10/31/08	L	* 103-113	Los Angeles
11/26/08	L	105-106	Los Angeles
3/14/09	L	94-107	Denver
4/4/09	L	104-120	Denver
11/20/09	W	106-99	Los Angeles
1/21/10	L	85-105	Denver
4/3/10	L	90-98	Denver
11/5/10	L	104-111	Denver
12/3/10	L	104-109	Denver
1/5/11	W	106-93	Los Angeles
3/5/11	W	100-94	Los Angeles
1/29/12	W	109-105	Denver
2/2/12	L	91-112	Los Angeles
2/22/12	W	103-95	Los Angeles
4/18/12	W	104-98	Denver
12/25/12	W	112-100	Los Angeles
1/1/13	L	78-92	Denver
3/7/13	L	92-107	Denver
12/21/13	W	112-91	Los Angeles
2/3/14	L	115-116	Denver
3/17/14	L	100-110	Denver
4/15/14	W	117-105	Los Angeles
12/19/14	L	106-109	Denver
1/26/15	W	102-98	Los Angeles
4/4/15	W	107-92	Denver
4/13/15	W	110-103	Los Angeles

** Indicates overtime (3-4)*
(A) Indicates game played at Arrowhead Pond of Anaheim

2014-15 CLIPPERS VS. NUGGETS

2014-2015 SEASON SERIES (3-1)

PLAYER	G-GS	MIN	FG-FGA	PCT	3FG-FGA	PCT	FT-FTA	PCT	- REBOUNDS - OFF	DEF	TOT	AST	PF-DQ	STL	TO	BLK	PTS	AVG	HI
Griffin	**4-4**	**141**	**28-67**	**.418**	**0-0**	**—**	**24-36**	**.667**	**10**	**24**	**34**	**28**	**13-0**	**3**	**7**	**3**	**80**	**20.0**	**32**
Paul	4-4	142	27-49	.551	7-13	.538	11-12	.917	5	17	22	41	9-0	8	9	0	72	18.0	23
Crawford	3-0	80	14-35	.400	4-14	.286	14-15	.933	1	4	5	4	6-0	4	6	0	46	15.3	23
Redick	4-4	109	19-51	.373	8-22	.364	13-14	.929	1	7	8	7	4-0	2	6	0	59	14.8	25
Barnes	4-4	130	23-44	.523	7-25	.280	2-2	1.000	5	5	10	3	15-0	5	5	5	55	13.8	18
Jordan	4-4	147	18-30	.600	0-0	—	16-32	.500	23	46	69	5	11-0	7	5	13	52	13.0	20
Rivers (TOT)	4-0	72	6-15	.400	0-0	—	9-12	.750	0	6	6	3	6-0	2	5	0	21	5.3	8
Rivers (LAC)	3-0	51	5-9	.556	0-0	—	3-4	.750	0	5	5	1	4-0	1	4	0	13	4.3	6
Davis	4-0	49	4-7	.571	0-0	—	11-13	.846	4	8	12	3	8-0	3	3	2	19	4.8	8
Turkoglu	4-0	33	5-10	.500	4-9	.444	0-0	—	0	3	3	1	3-0	2	1	2	14	3.5	9
Hawes	3-0	36	3-9	.333	0-3	.000	2-2	1.000	0	4	4	1	4-0	1	1	2	8	2.7	4
Douglas-Roberts	1-0	11	1-3	.333	0-0	—	0-0	—	0	1	1	0	0-0	1	0	0	2	2.0	2
Hudson	2-0	16	1-6	.167	0-2	.000	2-2	1.000	0	3	3	1	1-0	3	1	0	4	2.0	4
Udoh	1-0	3	0-0	—	0-0	—	1-2	.500	0	1	1	0	1-0	0	1	0	1	1.0	1
Farmar	1-0	9	0-5	.000	0-3	.000	0-0	—	0	0	0	0	1-0	0	0	0	0	0.0	0
Hamilton (TOT)	1-0	3	0-1	.000	0-1	.000	0-0	—	0	1	1	0	2-0	0	0	0	0	0.0	0
Hamilton (LAC)	1-0	3	0-1	.000	0-1	.000	0-0	—	0	1	1	0	2-0	0	0	0	0	0.0	0
Jones	1-0	0	0-0	—	0-0	—	0-0	—	0	0	0	0	0-0	0	0	0	0	0.0	0
CLIPPERS	**4**	**960**	**148-326**	**.454**	**30-92**	**.326**	**99-134**	**.739**	**49**	**129**	**178**	**95**	**82-0**	**40**	**54**	**27**	**425**	**106.3**	**110**
NUGGETS	**4**	**960**	**148-349**	**.424**	**37-105**	**.352**	**69-98**	**.704**	**57**	**123**	**180**	**95**	**97-1**	**27**	**61**	**6**	**402**	**100.5**	**109**

DETROIT PISTONS

STAN VAN GUNDY
Record:
403-258 (.610)
w/ Pistons:
32-50 (.390)

6 Championship Dr., Auburn Hills, MI 48326
Phone: 248-377-0100
Fax: 248-377-3260
Website: www.pistons.com

Principal Owner	Tom Gores
Vice Chairman	Arn Tellem
President & CEO, Palace Sports & Entertainment/Pistons	Dennis Mannion
President of Basketball Operations/Head Coach	Stan Van Gundy
General Manager	Jeff Bower
Assistant General Managers	Ken Catanella, Jeff Nix, Brian Wright
Executive Director of Basketball Operations	Andrew Loomis
Assistant Coaches	Bob Beyer, Brendan Malone, Malik Allen, Tim Hardaway, Charles Klask
Shooting Coach	Dave Hopla
Director of Player Development	Quentin Richardson
Director of Strategic Planning	Pat Garrity
Director of Sports Medicine/Head Athletic Trainer	Jon Ishop
Strength & Conditioning Coach	Anthony Harvey
Director of Team Operations	Mike Abdenour
Vice President, Public Relations	**Kevin Grigg**
Sr. Director, Public Relations	**Cletus Lewis**
Public Relations Coordinator	**Michelle Fikany**
Public Relations Coordinator	**Michael Horan**
Home Court	The Palace of Auburn Hills (21,165), 1988
Team Colors	Red, White, Blue
Cable Television	FS Detroit. Broadcasters: George Blaha, Greg Kelser
Radio	Detroit Sports 105.1 FM Broadcasters: George Blaha, Mark Champion, Rick Mahorn

SERIES HISTORY

All-Time: 40-69 (Home: 26-29, Road: 14-40)
2014-15: 2-0
Current Overall Streak: Won 8
Home Streak: Won 4
Last Win: December 15, 2014 (113-91)
Last Loss: November 12, 2010 (107-113)*
Road Streak: Won 4
Last Win: November 26, 2014 (104-98)
Last Loss: March 20, 2009 (90-108)
Largest Margin of Victory
Home: 32 (129-97), March 10, 2013
Road: 21 (109-88), December 17, 2010
Largest Margin of Defeat
Home: 30 (73-103), March 1, 2008
Road: 28 (2) (85-113), January 11, 1998

PISTONS 2014-15 REVIEW

Record: 32-50 (.390), 5th place, Central Division
Team Leaders:
Points: Drummond (1,130)
Rebounds: Drummond (1,104)
Assists: Jennings (272)
vs. Clippers:
11/26/14 **LAC 104** at DET 98
12/15/14 DET 91 at **LAC 113**
2015 Playoffs: None
2015 Draft Choices:
Stanley Johnson (8), Darrun Hilliard (38)

ABOUT THE PISTONS

All-time record:
2,572-2,714 (.487)
Franchise Locations:
Fort Wayne Pistons (1948-57)
Detroit Pistons (1957 to present)

2014-15 PISTONS VS. CLIPPERS

2014-2015 SEASON SERIES (0-2)

PLAYER	G-GS	MIN	FG-FGA	PCT	3FG-FGA	PCT	FT-FTA	PCT	-REBOUNDS- OFF	DEF	TOT	AST	PF-DQ	STL	TO	BLK	PTS	AVG	HI
Meeks	1-0	30	5-10	.500	3-5	.600	7-7	1.000	0	1	1	4	3-0	2	1	0	20	20.0	20
Drummond	2-2	74	14-27	.519	0-0	—	7-15	.467	14	12	26	1	3-0	3	3	4	35	17.5	18
Jackson (TOT)	1-0	24	6-6	1.000	1-1	1.000	2-3	.667	0	3	3	6	3-0	0	0	0	15	15.0	15
Smith	2-2	63	11-28	.393	1-2	.500	2-4	.500	4	6	10	10	5-0	5	4	3	25	12.5	17
Monroe	2-1	47	7-17	.412	0-0	—	7-10	.700	7	10	17	1	3-0	1	8	0	21	10.5	15
Augustin	2-1	52	7-15	.467	2-9	.222	3-3	1.000	1	5	6	10	2-0	0	6	0	19	9.5	19
Caldwell-Pope	2-2	67	6-16	.375	3-10	.300	4-6	.667	1	4	5	1	7-0	3	4	0	19	9.5	17
Williams (TOT)	1-1	25	1-5	.200	1-2	.500	4-4	1.000	0	3	3	2	2-0	0	1	0	7	7.0	7
Singler	2-1	25	5-12	.417	3-8	.375	0-0	—	0	1	1	0	5-0	1	2	0	13	6.5	7
Dinwiddie	2-0	26	5-11	.455	2-7	.286	0-0	—	0	0	0	5	2-0	0	0	0	12	6.0	10
Jennings	1-1	24	2-6	.333	1-3	.333	1-1	1.000	0	1	1	6	3-0	1	2	0	6	6.0	6
Butler	2-0	40	4-7	.571	2-3	.667	0-0	—	1	4	5	0	1-0	0	2	0	10	5.0	7
Jerebko	2-0	23	4-9	.444	1-4	.250	0-0	—	1	6	7	3	1-0	2	0	0	9	4.5	7
Tolliver (TOT)	2-0	27	3-7	.429	3-5	.600	0-0	—	0	3	3	1	1-0	0	2	0	9	4.5	9
Prince (TOT)	1-0	19	1-2	.500	0-0	—	0-0	—	1	1	2	1	1-0	0	0	0	2	2.0	2
Miller (TOT)	1-0	6	0-3	.000	0-1	.000	1-2	.500	1	1	2	2	0-0	0	0	0	1	1.0	1
Martin	1-0	8	0-3	.000	0-3	.000	0-0	—	0	0	0	0	1-0	0	0	0	0	0.0	0
PISTONS	**2**	**480**	**70-161**	**.435**	**18-54**	**.333**	**31-46**	**.674**	**29**	**50**	**79**	**41**	**36-0**	**18**	**34**	**7**	**189**	**94.5**	**98**
CLIPPERS	**2**	**480**	**80-158**	**.506**	**24-52**	**.462**	**33-39**	**.846**	**21**	**59**	**80**	**56**	**40-0**	**18**	**30**	**6**	**217**	**108.5**	**113**

DATE	W-L	LAC-DET	SITE	DATE	W-L	LAC-DET	SITE	DATE	W-L	LAC-DET	SITE
10/24/70	L	95-114	Buffalo	1/2/79	W	137-119	San Diego	1/11/98	L	85-113	Detroit
11/5/70	L	109-121	Detroit	1/28/79	L	118-128	Detroit	1/22/98	L	76-94	Los Angeles(A)
12/12/70	W	93-92	Detroit	12/16/79	W	133-126	San Diego	12/10/99	L	83-107	Detroit
1/15/71	L	97-99	Buffalo	2/27/80	W	129-113	Detroit	3/25/00	L	107-126	Los Angeles
2/26/71	L	122-127	Buffalo	11/20/80	L	90-97	Detroit	2/19/01	W	*111-106	Detroit
3/19/71	L	105-111	Detroit	12/21/80	W	117-97	San Diego	3/27/01	W	101-94	Los Angeles
11/20/71	L	96-105	Buffalo	1/21/82	L	110-120	San Diego	12/16/01	W	82-77	Los Angeles
1/9/72	L	96-101	Detroit	3/16/82	L	110-114	Detroit	2/7/02	L	92-105	Detroit
2/11/72	W	95-88	Buffalo	1/1/83	L	105-117	San Diego	11/3/02	W	74-72	Los Angeles
2/12/72	L	87-113	Detroit	2/3/83	W	115-108	Detroit	2/5/03	L	80-89	Detroit
3/18/72	W	116-103	Buffalo	2/3/84	L	111-126	Detroit	2/29/04	L	88-100	Los Angeles
3/24/72	L	105-112	Detroit	3/21/84	L	123-132	San Diego	3/31/04	L	99-108	Detroit
11/30/72	L	116-127	Detroit	3/11/85	L	114-121	Detroit	11/8/04	L	**96-99	Los Angeles
1/19/73	W	108-98	Buffalo	3/18/85	W	136-116	Los Angeles	4/1/05	L	97-84	Detroit
2/6/73	L	105-107	Buffalo	2/26/86	L	104-111	Detroit	12/11/05	L	101-109	Los Angeles
3/16/73	L	100-121	Detroit	3/22/86	L	99-119	Los Angeles	2/8/06	L	87-97	Detroit
11/17/73	L	94-98	Buffalo	1/9/87	L	123-131	Detroit	2/12/07	L	74-92	Detroit
1/30/74	L	96-111	Detroit	1/23/87	L	97-100	Los Angeles	3/11/07	L	80-98	Los Angeles
2/15/74	W	118-116	Buffalo	3/2/88	L	90-103	Detroit	11/9/07	L	79-103	Detroit
3/17/74	L	109-116	Detroit	3/28/88	W	102-100	Los Angeles	3/1/08	L	73-103	Los Angeles
11/9/74	W	109-100	Buffalo	2/26/89	L	98-110	Detroit	1/4/09	L	87-88	Los Angeles
11/10/74	W	124-117	Detroit	4/2/89	L	101-117	Los Angeles	3/20/09	L	90-108	Detroit
1/3/75	L	92-111	Buffalo	12/13/89	W	83-79	Los Angeles	11/27/09	W	104-96	Detroit
2/1/75	L	113-119	Detroit	1/3/90	L	80-84	Detroit	2/24/10	W	97-91	Los Angeles
11/1/75	W	97-93	Buffalo	11/7/90	L	83-110	Los Angeles	11/12/10	L	*107-113	Los Angeles
11/21/75	L	94-104	Detroit	3/3/91	L	98-107	Detroit	12/17/10	W	109-88	Detroit
2/21/76	L	112-114	Buffalo	12/11/91	W	101-96	Los Angeles	3/18/12	W	*87-83	Los Angeles
3/21/76	L	112-118	Detroit	3/31/92	W	97-81	Detroit	12/17/12	W	88-76	Detroit
11/5/76	W	122-108	Detroit	11/17/92	W	*115-106	Los Angeles	3/10/13	W	129-97	Los Angeles
11/26/76	W	124-119	Buffalo	1/6/93	L	103-110	Detroit	1/20/14	W	112-103	Detroit
12/25/76	W	115-106	Buffalo	11/11/93	W	111-99	Los Angeles	3/22/14	W	112-103	Los Angeles
1/15/77	L	105-121	Detroit	3/23/94	L	107-111	Detroit	11/26/14	W	104-98	Detroit
12/17/77	W	**126-122	Detroit	1/30/95	L	95-102	Detroit	12/15/14	W	113-91	Los Angeles
12/30/77	L	87-103	Buffalo	3/15/95	W	117-87	Los Angeles				
1/18/78	L	100-113	Detroit	3/2/96	L	103-107	Los Angeles				
3/28/78	L	118-123	Buffalo	3/11/96	L	90-100	Detroit				
12/2/78	L	113-120	San Diego	3/8/97	L	85-91	Los Angeles				
12/29/78	W	111-107	Detroit	3/28/97	L	85-113	Detroit				

** Indicates overtime (3-1)*
*** Indicates double overtime (1-1)*
(A) Indicates game played at Arrowhead Pond of Anaheim

2014-15 CLIPPERS VS. PISTONS

2014-2015 SEASON SERIES (2-0)

PLAYER	G-GS	MIN	FG-FGA	PCT	3FG-FGA	PCT	FT-FTA	PCT	-REBOUNDS- OFF	DEF	TOT	AST	PF-DQ	STL	TO	BLK	PTS	AVG	HI
Paul	2-2	60	13-19	.684	5-7	.714	3-3	1.000	1	3	4	15	3-0	1	4	0	34	17.0	23
Griffin	2-2	65	13-33	.394	1-1	1.000	6-7	.857	5	9	14	14	4-0	3	5	1	33	16.5	18
Crawford	2-0	60	8-22	.364	3-10	.300	11-11	1.000	1	4	5	11	1-0	3	3	1	30	15.0	25
Redick	2-2	44	10-15	.667	1-4	.250	3-5	.600	0	4	4	0	6-0	1	4	0	24	12.0	14
Barnes	1-1	24	3-7	.429	3-6	.500	1-1	1.000	0	2	2	3	3-0	1	2	0	10	10.0	10
Jordan	2-2	65	9-13	.692	0-0	---	2-4	.500	11	15	26	1	8-0	1	2	3	20	10.0	16
Douglas-Roberts	1-0	23	3-5	.600	1-1	1.000	2-2	1.000	0	3	3	1	1-0	0	0	0	9	9.0	9
Farmar	2-0	35	7-14	.500	4-8	.500	0-0	---	1	2	3	5	3-0	2	3	1	18	9.0	15
Turkoglu	2-0	30	5-11	.455	5-10	.500	0-0	---	0	1	1	1	4-0	0	5	0	15	7.5	9
Davis	2-0	31	6-7	.857	0-0	---	0-0	---	1	3	4	2	3-0	3	0	0	12	6.0	8
Hawes	1-0	18	1-5	.200	0-0	---	2-2	1.000	0	8	8	2	0-0	1	1	0	4	4.0	4
Bullock	2-1	19	2-6	.333	1-5	.200	2-2	1.000	0	3	3	0	2-0	2	0	0	7	3.5	7
Robinson (TOT)	1-0	6	1-4	.250	0-1	.000	1-1	1.000	0	0	0	1	0-0	0	0	0	3	3.0	3
Cunningham	1-0	2	0-0	---	0-0	---	1-2	.500	0	1	1	1	0-0	0	0	0	1	1.0	1
Udoh	1-0	4	0-1	.000	0-0	---	0-0	---	1	1	2	0	2-0	0	0	0	0	0.0	0
CLIPPERS	**2**	**480**	**80-158**	**.506**	**24-52**	**.462**	**33-39**	**.846**	**21**	**59**	**80**	**56**	**40-0**	**18**	**30**	**6**	**217**	**108.5**	**113**
PISTONS	**2**	**480**	**70-161**	**.435**	**18-54**	**.333**	**31-46**	**.674**	**29**	**50**	**79**	**41**	**36-0**	**18**	**34**	**7**	**189**	**94.5**	**98**

GOLDEN STATE WARRIORS

STEVE KERR

Record:
67-15 (.817)
w/ Warriors:
67-15 (.817)

1011 Broadway
Oakland, CA 94607
Phone: (510) 986-2200
www.warriors.com

Co-Executive Chairman & CEO	Joe Lacob
Co-Executive Chairman	Peter Guber
President & COO	Rick Welts
General Manager	Bob Myers
Head Coach	Steve Kerr
Assistant Coaches	Ron Adams, Luke Walton
Assistant Coach/Player Development	Jarron Collins, Bruce Fraser
Head of Physical Performance and Sports Medicine	Lachlan Penfold
Vice President, Communications	**Raymond Ridder**
Senior Director, Public Relations	**Dan Martinez**
Manager, Public Relations	**Brett Winkler**
Assistant, Public Relations	**Matt de Nesnera**
Director, Corporate Communications	**Lisa Goodwin**
Team Colors	Warriors Royal Blue, California Golden Yellow
Home Court	Oracle Arena (19,596), 1997
Radio	KNBR (680/1050 AM) – Tim Roye, Tom Tolbert
Television	Comcast SportsNet Bay Area – Bob Fitzgerald, Jim Barnett

SERIES HISTORY

All-Time: 85-117 (Home: 52-49, Road: 33-68)
2014-15: 1-3
Current Overall Streak: Lost 2
Home Streak: Lost 1
Last Win: March 12, 2014 (111-98)
Last Loss: March 31, 2015 (106-110)
Road Streak: Lost 7
Last Win: December 25, 2011 (105-86)
Last Loss: March 8, 2015 (98-106)
Largest Margin of Victory:
Home: 26 (115-89), January 5, 2013
Road: 28 (118-90), November 6, 2009
Largest Margin of Defeat:
Home: 34 (95-129), December 15, 1972
Road: 46 (95-141), December 23, 1993

WARRIORS 2014-15 REVIEW

Record: 67-15 (.817), 1st place, Pacific Division
Team Leaders:
Points: Curry (1,900)
Rebounds: Green (647)
Assists: Curry (619)
vs. Clippers:

11/5/14	LAC	104	at	**GSW**	**121**
12/25/14	GSW	86	at	**LAC**	**100**
3/8/15	LAC	98	at	**GSW**	**106**
3/31/15	**GSW**	**110**	at	LAC	106

2015 Playoffs:
1st Round vs. New Orleans (4-0)
2nd Round vs. Memphis (4-2)
Conf. Finals vs. Houston (4-1)
NBA Finals vs. Cleveland (4-2)
2015 Draft Choices: Kevon Looney (30)

ABOUT THE WARRIORS

All-time record: 2,517-2,875 (.467)
Franchise Locations:
Philadelphia Warriors (1946-62)
San Francisco Warriors (1962-71)
Golden State Warriors (1971 to present)

2014-15 WARRIORS VS. CLIPPERS

2014-2015 SEASON SERIES (3-1)

PLAYER	G-GS	MIN	FG-FGA	PCT	3FG-FGA	PCT	FT-FTA	PCT	- REBOUNDS - OFF	DEF	TOT	AST	PF-DQ	STL	TO	BLK	PTS	AVG	HI
Curry	4-4	138	25-54	.463	11-21	.524	20-21	.952	3	14	17	22	11-0	7	17	0	81	20.3	28
Thompson	4-4	131	30-65	.462	11-26	.423	9-11	.818	2	11	13	10	9-0	3	7	4	80	20.0	25
Green	3-3	98	20-38	.526	9-20	.450	8-8	1.000	3	18	21	14	9-0	4	4	4	57	19.0	24
Lee	4-1	74	18-24	.750	0-0	—	2-8	.250	6	10	16	3	6-0	1	4	0	38	9.5	17
Barnes	4-4	124	10-36	.278	3-13	.231	10-15	.667	2	33	35	8	7-0	5	3	0	33	8.3	12
Speights	3-1	40	9-18	.500	0-0	—	6-10	.600	1	2	3	1	5-0	2	2	0	24	8.0	13
Livingston	4-0	79	13-26	.500	0-0	—	5-7	.714	2	8	10	15	8-0	5	5	0	31	7.8	21
Barbosa	4-0	48	12-20	.600	3-6	.500	2-2	1.000	1	3	4	4	6-0	4	5	0	29	7.3	13
Iguodala	4-0	94	6-17	.353	1-8	.125	11-15	.733	2	7	9	15	2-0	3	2	0	24	6.0	9
Bogut	3-3	84	7-12	.583	0-0	—	0-1	.000	5	22	27	10	11-1	1	6	2	14	4.7	6
Holiday	2-0	15	2-3	.667	1-2	.500	1-1	1.000	1	0	1	1	0-0	0	1	1	6	3.0	6
Ezeli	3-0	25	3-4	.750	0-0	—	0-0	—	0	6	6	0	2-0	2	5	0	6	2.0	6
Kuzmic	1-0	3	0-0	—	0-0	—	0-0	—	1	0	1	1	0-0	0	0	0	0	0.0	0
McAdoo	1-0	2	0-1	.000	0-0	—	0-0	—	0	0	0	0	1-0	0	0	0	0	0.0	0
Rush	1-0	5	0-1	.000	0-0	—	0-0	—	0	0	0	0	1-0	0	0	0	0	0.0	0
WARRIORS	**4**	**960**	**155-319**	**.486**	**39-96**	**.406**	**74-99**	**.747**	**29**	**134**	**163**	**104**	**78-1**	**37**	**63**	**11**	**423**	**105.8**	**121**
CLIPPERS	**4**	**960**	**148-334**	**.443**	**30-98**	**.306**	**82-105**	**.781**	**35**	**125**	**160**	**88**	**80-0**	**34**	**60**	**17**	**408**	**102.0**	**106**

DATE	W-L	LAC-GS	SITE
11/20/70	L	108-123	San Francisco
1/6/71	W	115-108	Buffalo
1/29/71	L	100-106	San Francisco
2/22/71	L	91-109	Buffalo
10/26/71	W	91-89	Golden State
11/27/71	L	91-110	Buffalo
1/4/72	L	86-112	Golden State
2/15/72	L	100-103	Buffalo
11/7/72	L	91-105	Buffalo
11/18/72	L	92-120	Golden State
12/15/72	L	95-129	Buffalo
3/24/73	L	101-106	Golden State
11/3/73	L	* 121-124	Buffalo
11/10/73	L	105-128	Golden State
1/29/74	L	121-128	Buffalo
3/21/74	W	115-102	Golden State
10/29/74	L	101-130	Golden State
11/19/74	W	111-106	Buffalo
1/17/75	W	121-116	Buffalo
3/13/75	W	122-103	Golden State
10/25/75	W	104-92	Buffalo
1/13/76	L	101-127	Golden State
3/2/76	L	93-100	Buffalo
3/18/76	L	109-110	Golden State
11/20/76	L	93-130	Golden State
1/5/77	L	109-118	Buffalo
2/25/77	L	97-104	Buffalo
10/28/77	L	97-104	Golden State
1/27/78	L	94-101	Buffalo
3/21/78	L	104-111	Golden State
10/14/78	L	89-117	Golden State
11/16/78	W	112-109	San Diego
3/17/79	W	107-102	San Diego
3/21/79	W	106-103	Golden State
11/28/79	W	114-108	Golden State
12/6/79	W	105-103	San Diego
1/11/80	W	116-112	San Diego
1/18/80	L	91-92	Golden State
2/6/80	L	92-117	Golden State
3/9/80	L	107-125	San Diego
10/11/80	L	91-104	Golden State
10/31/80	W	120-104	San Diego
11/30/80	W	120-100	San Diego
2/20/81	W	115-114	Golden State
3/19/81	W	139-113	San Diego
3/25/81	L	114-120	Golden State
11/19/81	L	100-105	San Diego
12/5/81	L	113-138	Golden State
1/20/82	W	108-99	Golden State
3/5/82	L	* 116-117	San Diego
4/6/82	L	96-110	San Diego
4/10/82	L	119-132	Golden State
12/7/82	L	114-121	Golden State
1/22/83	W	99-89	San Diego
2/17/83	W	112-102	Golden State
3/26/83	W	* 121-117	San Diego
4/10/83	L	93-102	Golden State
4/13/83	L	92-113	San Diego
12/2/83	W	109-108	San Diego
12/18/83	L	97-99	Golden State
1/17/84	L	110-123	Golden State
2/23/84	W	108-103	Golden State
3/2/84	L	103-110	San Diego
3/30/84	W	124-112	San Diego
12/11/84	W	116-104	Golden State
12/16/84	W	103-85	Los Angeles
1/12/85	W	104-102	Golden State
2/13/85	W	108-105	Los Angeles
3/2/85	L	102-108	Golden State
3/17/85	L	100-109	Los Angeles
11/12/85	L	115-127	Golden State
12/5/85	L	104-121	Golden State
12/18/85	W	103-99	Los Angeles
2/21/86	L	123-125	Los Angeles
3/18/86	L	122-126	Golden State
4/5/86	L	106-107	Los Angeles
12/16/86	L	117-119	Los Angeles
1/16/87	L	106-118	Golden State
2/26/87	L	108-129	Golden State
3/11/87	L	111-121	Los Angeles
4/14/87	L	108-117	Los Angeles
4/19/87	L	85-105	Golden State
11/13/87	W	97-94	Los Angeles
11/24/87	W	** 123-120	Golden State
1/15/88	L	116-123	Golden State
3/11/88	L	96-101	Los Angeles
3/25/88	W	113-98	Los Angeles
4/16/88	L	110-113	Golden State
12/20/88	L	111-113	Golden State
1/13/89	L	113-127	Los Angeles
2/4/89	L	107-116	Golden State
2/16/89	L	* 138-143	Los Angeles
3/7/89	L	112-138	Golden State
4/13/89	W	* 128-126	Los Angeles
11/7/89	L	94-118	Golden State
12/28/89	W	139-119	Los Angeles
3/12/90	L	109-112	Los Angeles
4/18/90	L	120-133	Golden State
11/4/90	W	109-107	Los Angeles
11/6/90	L	109-130	Golden State
1/31/91	L	119-135	Golden State
3/23/91	W	107-104	Golden State
4/19/91	L	113-114	Los Angeles
11/16/91	L	105-123	Los Angeles
12/10/91	W	127-117	Golden State
12/18/91	L	100-104	Los Angeles
3/8/92	W	97-96	Los Angeles
4/17/92	L	104-116	Golden State
12/15/92	L	90-109	Golden State
12/16/92	L	* 114-116	Los Angeles
1/29/93	W	106-105	Golden State
2/26/93	W	106-98	Golden State
4/16/93	W	122-115	Los Angeles
12/23/93	L	95-141	Golden State
1/31/94	L	96-110	Los Angeles
3/1/94	L	109-114	Golden State
3/13/94	W	* 120-117	Los Angeles
4/18/94	L	* 131-134	Los Angeles
11/29/94	L	* 124-127	Golden State
12/15/94	W	89-82	Los Angeles(A)
2/3/95	L	89-106	Golden State
3/8/95	L	107-120	Golden State
3/10/95	W	121-102	Los Angeles
11/14/95	W	118-106	Golden State
2/5/96	L	124-128	Los Angeles
2/24/96	L	80-86	Golden State
4/11/96	L	101-111	Los Angeles(A)
11/1/96	W	97-85	Golden State
12/22/96	L	91-97	Golden State
2/1/97	W	110-98	Los Angeles
3/10/97	W	112-106	Los Angeles
12/18/97	W	82-78	Los Angeles(A)
1/2/98	W	94-79	Golden State
3/17/98	W	107-102	Golden State
4/15/98	L	80-92	Los Angeles
2/23/99	L	89-84	Los Angeles
3/24/99	L	80-92	Los Angeles
4/16/99	W	86-83	Golden State
12/17/99	W	92-91	Los Angeles
12/22/99	W	103-99	Golden State
2/1/00	L	76-107	Los Angeles
3/12/00	W	112-103	Golden State
11/29/00	W	106-83	Los Angeles
2/7/01	L	88-89	Golden State
3/16/01	W	94-76	Los Angeles
4/14/01	W	106-94	Golden State
11/3/01	L	* 108-110	Los Angeles
3/2/02	W	109-95	Los Angeles
3/21/02	W	116-96	Golden State
4/17/02	L	103-107	Golden State
11/18/02	W	99-89	Golden State
12/28/02	L	92-99	Los Angeles
2/26/03	L	94-108	Los Angeles
4/14/03	W	122-113	Golden State
11/14/03	W	104-98	Golden State
1/21/04	W	106-102	Los Angeles
3/21/04	L	85-96	Los Angeles
3/28/04	L	77-105	Golden State
11/6/04	W	94-86	Golden State
11/26/04	W	98-87	Golden State
11/28/04	W	103-91	Los Angeles
1/29/05	W	96-85	Los Angeles
11/20/05	W	113-101	Los Angeles
1/22/06	W	105-92	Los Angeles
1/23/06	W	96-93	Golden State
2/15/06	L	81-88	Golden State
1/15/07	L	93-108	Golden State
1/17/07	W	115-109	Los Angeles
2/24/07	W	103-90	Los Angeles
3/9/07	L	89-99	Golden State
11/2/07	W	120-114	Los Angeles
11/16/07	L	105-122	Golden State
3/19/08	L	100-116	Los Angeles
4/12/08	L	116-122	Golden State
11/15/08	L	103-121	Los Angeles
1/25/09	L	92-107	Golden State
2/23/09	W	118-105	Los Angeles
3/17/09	L	120-127	Golden State
11/6/09	W	118-90	Golden State
2/10/10	L	102-132	Golden State
3/28/10	L	103-121	Los Angeles
4/10/10	W	107-104	Los Angeles
10/29/10	L	91-109	Golden State
1/9/11	W	105-91	Los Angeles
1/14/11	L	112-122	Golden State
1/22/11	W	113-109	Los Angeles
12/25/11	W	105-86	Golden State
2/20/12	L	97-104	Golden State
3/11/12	L	93-97	Los Angeles
4/14/12	W	112-104	Los Angeles
11/3/12	L	110-114	Los Angeles
1/2/13	L	94-115	Golden State
1/5/13	W	115-89	Los Angeles
1/21/13	L	99-106	Golden State
10/31/13	W	126-115	Los Angeles
12/25/13	L	103-105	Golden State
1/30/14	L	92-111	Golden State
3/12/14	W	111-98	Los Angeles
11/5/14	L	104-121	Golden State
12/25/14	W	100-86	Los Angeles
3/8/15	L	98-106	Golden State
3/31/15	L	106-110	Los Angeles

** Indicates overtime (3-7)*
*** Indicates double overtime (1-0)*
(A) Indicates game played at Arrowhead Pond of Anaheim

2014-15 CLIPPERS VS. WARRIORS

2014-2015 SEASON SERIES (1-3)

PLAYER	G-GS	MIN	FG-FGA	PCT	3FG-FGA	PCT	FT-FTA	PCT	- REBOUNDS - OFF	DEF	TOT	AST	PF-DQ	STL	TO	BLK	PTS	AVG	HI
Crawford	2-0	53	16-31	.516	7-16	.438	9-12	.750	0	8	8	4	2-0	2	4	0	48	24.0	24
Griffin	3-3	113	28-56	.500	0-1	.000	16-22	.727	5	23	28	12	10-0	3	10	4	72	24.0	40
Paul	4-4	139	27-67	.403	3-17	.176	21-22	.955	7	9	16	36	12-0	10	10	0	78	19.5	27
Redick	4-4	119	18-39	.462	7-20	.350	12-12	1.000	0	4	4	8	3-0	2	8	0	55	13.8	18
Jordan	4-4	143	16-25	.640	0-1	.000	10-17	.588	12	42	54	2	14-0	3	4	7	42	10.5	17
Rivers (TOT)	4-0	93	17-36	.472	2-10	.200	6-9	.667	0	8	8	10	11-0	5	6	1	42	10.5	22
Rivers (LAC)	2-0	46	11-20	.550	2-6	.333	5-7	.714	0	4	4	2	3-0	3	6	1	29	14.5	22
Barnes	4-4	115	11-28	.393	3-15	.200	1-2	.500	3	11	14	4	13-0	3	3	3	26	6.5	9
Turkoglu	3-0	35	6-11	.545	5-9	.556	0-0	—	0	1	1	0	4-0	2	2	0	17	5.7	12
Robinson (TOT)	1-0	20	1-6	.167	1-2	.500	2-2	1.000	0	1	1	3	1-0	0	0	0	5	5.0	5
Robinson (LAC)	1-0	20	1-6	.167	1-2	.500	2-2	1.000	0	1	1	3	1-0	0	0	0	5	5.0	5
Douglas-Roberts	1-0	4	1-2	.500	0-0	—	2-2	1.000	0	1	1	0	0-0	0	0	0	4	4.0	4
Cunningham	2-0	11	3-4	.750	0-1	.000	1-2	.500	0	0	0	1	2-0	0	0	0	7	3.5	5
Davis	3-0	44	5-17	.294	0-0	—	0-1	.000	3	7	10	0	6-0	0	3	1	10	3.3	8
Hawes	3-1	46	3-14	.214	0-2	.000	3-4	.750	4	9	13	5	4-0	0	0	1	9	3.0	5
Bullock	2-0	23	1-2	.500	1-2	.500	0-0	—	0	2	2	1	2-0	2	0	0	3	1.5	3
Farmar	2-0	35	1-10	.100	1-6	.167	0-0	—	1	1	2	7	2-0	4	3	0	3	1.5	3
Hamilton (TOT)	1-0	9	0-1	.000	0-0	—	0-0	—	0	2	2	1	1-0	0	3	0	0	0.0	0
Hamilton (LAC)	1-0	9	0-1	.000	0-0	—	0-0	—	0	2	2	1	1-0	0	3	0	0	0.0	0
Jones	1-0	1	0-0	—	0-0	—	0-0	—	0	0	0	0	1-0	0	0	0	0	0.0	0
Udoh	1-0	1	0-1	.000	0-0	—	0-0	—	0	0	0	1	0-0	0	0	0	0	0.0	0
Wilcox	1-0	3	0-0	—	0-0	—	0-0	—	0	0	0	1	0-0	0	0	0	0	0.0	0
CLIPPERS	**4**	**960**	**148-334**	**.443**	**30-98**	**.306**	**82-105**	**.781**	**35**	**125**	**160**	**88**	**80-0**	**34**	**60**	**17**	**408**	**102.0**	**106**
WARRIORS	**4**	**960**	**155-319**	**.486**	**39-96**	**.406**	**74-99**	**.747**	**29**	**134**	**163**	**104**	**78-1**	**37**	**63**	**11**	**423**	**105.8**	**121**

HOUSTON ROCKETS

KEVIN McHALE

Record:
228-178 (.562)
w/ Rockets:
189-123 (.606)

1510 Polk Street
Houston, TX 77002
Phone: (713) 758-7200
www.rockets.com

Owner	Leslie Alexander
Chief Executive Officer	Tad Brown
General Manager	Daryl Morey
Head Coach	Kevin McHale
Assistant Coaches	J.B. Bickerstaff, Chris Finch, Greg Buckner
VP of Basketball Operations/Athletic Trainer	Keith Jones
Director of Media & Player Relations	**Tracey Hughes**
Media Relations Manager	**Sean McCloskey**
Media Relations Coordinator	**Jenny Zehentner**
Team Colors	Red, White and Silver
Home Court	Toyota Center (18,055), 2003
Television	Comcast SportsNet Houston - Bill Worrell, Clyde Drexler, Matt Bullard
Radio	KBME SportsTalk (790 AM), Spanish (850 AM) Craig Ackerman, Joel Blank (KBME), Adrian Chavarria (Spanish)

SERIES HISTORY

All-Time: 71-114 (Home: 46-47, Road: 25-67)
2014-15: 2-2
Current Overall Streak: Lost 2
Home Streak: Lost 1
Last Win: February 26, 2014 (101-93)
Last Loss: March 15, 2015 (98-100)
Road Streak: Lost 1
Last Win: March 29, 2014 (118-107)
Last Loss: February 25, 2015 (105-110)
Largest Margin of Victory:
Home: 31 (128-97), December 21, 1983
Road: 17 (2) (101-84), February 1, 2001
Largest Margin of Defeat:
Home: 31 (97-128), February 14, 2006
Road: 32 (116-148), March 15, 1986

ROCKETS 2014-15 REVIEW

Record: 56-26 (.683), 1st place, Southwest Division
Team Leaders:
Points: Harden (2,217)
Rebounds: Ariza (459)
Assists: Harden (565)
vs. Clippers:

11/28/14	**LAC**	**102**	at	HOU	85
2/11/15	HOU	95	at	**LAC**	**110**
2/25/15	LAC	105	at	**HOU**	**110**
3/15/15	**HOU**	**100**	at	LAC	98

2015 Playoffs:
1st Round vs. Dallas (4-1)
2nd Round vs. L.A. Clippers (4-3)
Conf. Finals vs. Golden State (1-4)
2015 Draft Choices:
Sam Dekker (18), Montrezl Harrell (32)

ABOUT THE ROCKETS

All-time record: 2,011-1,877 (.517)
Franchise Locations:
San Diego Rockets (1967-71)
Houston Rockets (1971 to present)

2014-15 ROCKETS VS. CLIPPERS

2014-2015 SEASON SERIES (2-2)

PLAYER	G-GS	MIN	FG-FGA	PCT	3FG-FGA	PCT	FT-FTA	PCT	-REBOUNDS- OFF	DEF	TOT	AST	PF-DQ	STL	TO	BLK	PTS	AVG	HI
Harden	4-4	151	19-53	.358	6-25	.240	36-41	.878	0	20	20	29	11-0	5	16	2	80	20.0	34
Ariza	4-4	149	22-52	.423	11-32	.344	7-7	1.000	3	23	26	13	12-0	2	8	2	62	15.5	19
Jones	2-2	65	13-27	.481	1-3	.333	3-5	.600	9	11	20	1	7-0	0	1	5	30	15.0	16
Brewer (TOT)	4-1	82	21-51	.412	5-19	.263	11-13	.846	0	10	10	4	9-0	2	5	3	58	14.5	22
Brewer (HOU)	3-0	67	18-42	.429	4-15	.267	9-11	.818	0	10	10	3	7-0	2	3	3	49	16.3	22
Smith (TOT)	5-2	140	23-61	.377	4-16	.250	9-17	.529	14	20	34	18	18-0	8	10	7	59	11.8	21
Smith (HOU)	3-0	77	12-33	.364	3-14	.214	7-13	.538	10	14	24	8	13-0	3	6	4	34	11.3	21
Motiejunas	4-4	129	18-46	.391	3-11	.273	6-11	.545	10	16	26	6	11-0	1	6	3	45	11.3	18
Black	1-1	27	4-7	.571	0-1	.000	3-4	.750	2	7	9	0	2-0	1	1	1	11	11.0	11
Beverley	2-2	65	6-18	.333	4-14	.286	4-4	1.000	3	5	8	9	9-0	1	4	0	20	10.0	11
Garcia	1-0	20	3-8	.375	2-6	.333	0-0	—	0	1	1	0	5-0	0	0	0	8	8.0	8
Canaan	2-1	17	4-9	.444	3-7	.429	2-3	.667	0	2	2	0	1-0	0	0	0	13	6.5	13
Prigioni (TOT)	2-0	45	4-10	.400	2-8	.250	2-2	1.000	2	6	8	5	3-0	3	2	0	12	6.0	9
Prigioni (HOU)	1-0	16	1-4	.250	1-4	.250	0-0	—	2	0	2	3	2-0	2	1	0	3	3.0	3
Johnson	2-0	8	3-5	.600	2-2	1.000	0-0	—	0	0	0	0	1-0	2	0	0	8	4.0	8
McDaniels (TOT)	1-1	26	2-10	.200	0-2	.000	0-2	.000	2	4	6	1	2-0	1	1	0	4	4.0	4
Terry	4-1	84	5-19	.263	3-13	.231	0-0	—	1	6	7	7	9-0	7	0	2	13	3.3	8
Papanikolaou	2-0	43	2-10	.200	0-5	.000	2-2	1.000	1	3	4	8	4-0	1	4	1	6	3.0	4
Daniels	1-0	10	1-5	.200	0-4	.000	0-0	—	0	1	1	0	1-0	0	0	0	2	2.0	2
Dorsey	3-1	31	3-5	.600	0-0	—	0-2	.000	4	4	8	0	7-0	0	2	1	6	2.0	4
Capela	1-0	2	0-0	—	0-0	—	0-0	—	0	2	2	0	0-0	0	0	0	0	0.0	0
ROCKETS	**4**	**960**	**134-343**	**.391**	**43-156**	**.276**	**79-103**	**.767**	**45**	**125**	**170**	**87**	**102-0**	**27**	**55**	**24**	**390**	**97.5**	**110**
CLIPPERS	**4**	**960**	**153-335**	**.457**	**36-105**	**.343**	**73-110**	**.664**	**40**	**153**	**193**	**90**	**94-0**	**30**	**64**	**19**	**415**	**103.8**	**110**

DATE	W-L	LAC-HOU	SITE
10/17/70	L	93-102	Buffalo
1/22/71	W	101-94	Buffalo
1/25/71	L	106-114	San Diego
3/9/71	L	96-106	San Diego
10/31/71	L	87-102	Houston
11/30/71	L	101-115	Buffalo
2/18/72	L	96-108	Buffalo
3/11/72	L	100-121	Houston
10/14/72	L	113-121	Buffalo
12/12/72	W	95-94	Buffalo
2/4/73	L	118-130	Houston(S)
2/27/73	L	105-112	Buffalo
3/27/73	L	111-121	Houston(S)
3/28/73	L	122-138	Houston(S)
10/9/73	W	* 107-105	Buffalo
1/11/74	W	117-99	Buffalo
1/13/74	L	112-121	Buffalo(T)
1/27/74	W	122-108	Houston
2/17/74	W	135-118	Houston
3/26/74	L	96-119	Houston
12/12/74	W	124-113	Buffalo(T)
12/28/74	L	117-125	Houston
3/18/75	L	115-122	Houston
3/22/75	W	117-112	Buffalo
10/28/75	W	124-108	Buffalo
11/12/75	W	93-80	Houston
12/17/75	W	88-85	Buffalo
2/27/76	L	107-113	Buffalo
3/12/76	L	100-113	Houston
11/6/76	W	117-102	Buffalo
11/17/76	L	* 114-120	Houston
3/7/77	L	107-128	Buffalo
3/19/77	L	104-110	Houston
11/16/77	W	101-97	Houston
12/20/77	W	110-104	Buffalo
2/25/78	L	106-110	Buffalo
3/1/78	W	114-104	Houston
11/11/78	L	123-136	Houston
11/30/78	L	104-113	San Diego
3/7/79	W	138-115	San Diego
12/12/79	L	107-118	San Diego
1/23/80	L	** 110-111	Houston
10/10/80	W	120-104	San Diego
11/5/80	W	111-104	Houston
12/30/80	L	98-104	Houston
2/19/81	W	116-99	San Diego
2/28/81	W	104-103	Houston
10/31/81	W	125-110	San Diego
1/2/82	L	101-108	San Diego
1/12/82	L	106-107	Houston
2/2/82	L	106-122	Houston
2/9/82	L	121-129	San Diego
12/30/82	W	108-93	Houston
1/6/83	L	107-109	San Diego
1/11/83	W	105-97	Houston
2/26/83	L	108-120	Houston
3/22/83	W	128-98	San Diego
12/21/83	W	128-97	San Diego
12/27/83	W	110-95	Houston
2/16/84	L	100-111	San Diego
3/13/84	L	109-117	Houston
3/16/84	W	128-118	San Diego
11/10/84	L	92-117	Houston
12/4/84	W	116-100	Houston
1/16/85	W	98-88	Los Angeles
2/27/85	L	109-117	Los Angeles
4/12/85	W	115-110	Houston
10/26/85	W	** 130-129	Los Angeles
11/7/85	L	115-137	Houston
11/27/85	L	* 130-137	Los Angeles
2/15/86	W	108-101	Los Angeles
3/15/86	L	116-148	Houston
11/6/86	W	104-97	Houston
12/23/86	L	96-121	Houston
12/30/86	L	102-105	Los Angeles
3/20/87	L	98-126	Houston
4/7/87	L	84-102	Los Angeles
12/17/87	W	98-92	Los Angeles
1/26/88	L	104-124	Houston
2/12/88	L	105-112	Los Angeles
3/15/88	L	110-116	Houston
4/10/88	W	122-105	Los Angeles
12/8/88	W	120-116	Los Angeles
12/22/88	L	109-125	Houston
1/26/89	L	100-106	Houston
2/8/89	W	114-111	Los Angeles
11/3/89	W	102-88	Los Angeles
11/16/89	L	82-94	Houston
1/25/90	L	101-102	Houston
3/16/90	W	118-95	Los Angeles
11/27/90	L	102-107	Houston
1/14/91	W	* 130-126	Los Angeles
1/19/91	L	96-107	Houston
2/28/91	W	83-80	Los Angeles
1/23/92	L	96-109	Houston
2/12/92	W	97-95	Los Angeles
3/17/92	L	92-100	Houston
3/26/92	W	109-95	Los Angeles
11/24/92	L	83-88	Houston
1/12/93	L	103-113	Los Angeles
3/2/93	L	83-99	Los Angeles
4/6/93	L	101-114	Houston
11/20/93	L	86-108	Houston
11/27/93	L	80-82	Los Angeles
3/5/94	L	107-124	Houston
4/3/94	L	98-106	Los Angeles
2/9/95	W	122-107	Los Angeles
2/14/95	L	104-124	Houston
3/30/95	L	96-108	Los Angeles
4/17/95	L	111-121	Houston
11/28/95	L	103-116	Houston
1/13/96	L	104-115	Los Angeles
2/7/96	L	102-110	Los Angeles
4/18/96	L	107-115	Houston
1/4/97	W	95-91	Houston
3/4/97	L	109-113	Los Angeles
4/8/97	L	117-127	Los Angeles
4/15/97	L	119-123	Houston
11/5/97	L	110-124	Los Angeles
1/27/98	L	109-115	Houston
2/16/98	L	99-121	Los Angeles
3/3/98	L	97-107	Houston
3/4/99	L	77-96	Houston
3/30/99	L	95-104	Los Angeles
4/23/99	W	* 106-101	Los Angeles
5/2/99	L	84-110	Houston
12/2/99	L	96-109	Los Angeles
12/30/99	L	100-122	Houston
2/28/00	L	77-96	Los Angeles
3/23/00	L	95-110	Houston
11/4/00	W	77-74	Los Angeles
2/1/01	W	101-84	Houston
3/8/01	L	87-99	Houston
3/22/01	W	97-92	Los Angeles
11/1/01	L	* 92-98	Houston
11/25/01	W	90-83	Los Angeles
2/26/02	W	94-84	Houston
3/18/02	W	93-86	Los Angeles
11/24/02	W	90-89	Los Angeles
12/14/02	W	94-83	Houston
3/12/03	L	* 114-118	Houston
3/24/03	L	90-108	Los Angeles
11/24/03	L	90-105	Los Angeles
12/19/03	L	85-99	Houston
3/9/04	L	85-90	Houston
4/7/04	L	79-102	Los Angeles
11/20/04	L	* 86-91	Los Angeles
12/26/04	L	79-96	Houston
4/18/05	L	90-115	Houston
12/17/05	W	89-81	Los Angeles
2/14/06	L	97-128	Los Angeles
2/22/06	L	102-106	Houston
3/20/06	W	99-91	Houston
12/17/06	L	103-108	Los Angeles
12/23/06	W	98- 93	Houston
3/14/07	L	105-109	Houston
3/28/07	L	87- 92	Los Angeles
11/26/07	L	71-88	Los Angeles
4/6/08	L	79-105	Los Angeles
4/16/08	L	75-93	Houston
11/7/08	L	83-92	Los Angeles
12/3/08	L	96-103	Houston
12/13/08	W	95-82	Los Angeles
3/28/09	L	93-110	Houston
12/2/09	L	85-102	Los Angeles
12/22/09	L	99-108	Houston
3/25/10	W	99-93	Houston
12/22/10	L	92-97	Los Angeles
1/26/11	L	83-96	Houston
3/2/11	W	106-103	Los Angeles
4/9/11	L	78-99	Houston
1/4/12	W	117-89	Los Angeles
3/4/12	W	* 105-103	Houston
3/17/12	W	95-91	Los Angeles
1/15/13	W	117-109	Houston
2/13/13	W	106-96	Los Angeles
3/30/13	L	81-98	Houston
11/4/13	W	137-118	Los Angeles
11/9/13	W	107-94	Houston
2/26/14	W	101-93	Los Angeles
3/29/14	W	118-107	Houston
11/28/14	W	102-85	Houston
2/11/15	W	110-95	Los Angeles
2/25/15	L	105-110	Houston
3/15/15	L	98-100	Los Angeles

** Indicates overtime (4-5)*
*** Indicates double overtime (1-1)*
(S) Indicates game played in San Antonio
(T) Indicates game played in Toronto

2014-15 CLIPPERS VS. ROCKETS

2014-2015 SEASON SERIES (2-2)

PLAYER	G-GS	MIN	FG-FGA	PCT	3FG-FGA	PCT	FT-FTA	PCT	-REBOUNDS- OFF	DEF	TOT	AST	PF-DQ	STL	TO	BLK	PTS	AVG	HI
Crawford	3-0	96	23-44	.523	8-19	.421	11-12	.917	0	5	5	6	2-0	4	3	0	65	21.7	24
Griffin	2-2	71	15-30	.500	0-0	—	11-11	1.000	4	17	21	9	8-0	2	7	1	41	20.5	30
Paul	4-4	145	22-60	.367	5-14	.357	18-19	.947	1	12	13	38	14-0	9	10	0	67	16.8	23
Redick	4-4	130	26-56	.464	11-29	.379	2-2	1.000	1	8	9	10	10-0	1	10	0	65	16.3	20
Jordan	4-4	149	20-30	.667	0-0	—	18-45	.400	17	55	72	4	17-0	3	10	11	58	14.5	24
Barnes	4-4	124	14-32	.438	7-20	.350	2-3	.667	3	19	22	10	12-0	6	6	2	37	9.3	19
Hamilton (TOT)	1-0	11	3-5	.600	2-3	.667	0-0	—	0	2	2	0	1-0	0	0	0	8	8.0	8
Hamilton (LAC)	1-0	11	3-5	.600	2-3	.667	0-0	—	0	2	2	0	1-0	0	0	0	8	8.0	8
Hawes	4-2	72	9-26	.346	2-10	.200	6-7	.857	4	16	20	6	11-0	2	4	1	26	6.5	12
Rivers (TOT)	5-1	95	13-37	.351	0-7	.000	3-6	.500	3	8	11	9	12-0	1	7	3	29	5.8	10
Rivers (LAC)	3-0	42	6-19	.316	0-5	.000	1-4	.250	0	7	7	1	5-0	1	4	2	13	4.3	5
Davis	4-0	58	9-19	.474	0-0	—	2-2	1.000	9	6	15	0	11-0	2	1	2	20	5.0	8
Farmar	1-0	15	2-6	.333	0-3	.000	0-0	—	0	1	1	1	1-0	0	1	0	4	4.0	4
Robinson (TOT)	2-0	16	3-8	.375	1-1	1.000	0-0	—	1	1	2	3	2-0	0	2	0	7	3.5	7
Robinson (LAC)	1-0	9	3-5	.600	1-1	1.000	0-0	—	0	1	1	1	0-0	0	2	0	7	7.0	7
Bullock	1-0	5	1-1	1.000	0-0	—	1-1	1.000	0	1	1	0	0-0	0	0	0	3	3.0	3
Cunningham	1-0	5	0-1	.000	0-0	—	1-4	.250	0	1	1	2	0-0	0	2	0	1	1.0	1
Jones	1-0	0	0-0	—	0-0	—	0-0	—	0	0	0	0	0-0	0	0	0	0	0.0	0
Turkoglu	3-0	25	0-1	.000	0-1	.000	0-0	—	0	2	2	2	2-0	0	0	0	0	0.0	0
Udoh	1-0	3	0-0	—	0-0	—	0-0	—	1	0	1	0	0-0	0	0	0	0	0.0	0
CLIPPERS	**4**	**960**	**153-335**	**.457**	**36-105**	**.343**	**73-110**	**.664**	**40**	**153**	**193**	**90**	**94-0**	**30**	**64**	**19**	**415**	**103.8**	**110**
ROCKETS	**4**	**960**	**134-343**	**.391**	**43-156**	**.276**	**79-103**	**.767**	**45**	**125**	**170**	**87**	**102-0**	**27**	**55**	**24**	**390**	**97.5**	**110**

INDIANA PACERS

FRANK VOGEL

Record:
205-144 (.587)
w/ Pacers:
205-144 (.587)

125 S. Pennsylvania Street
Indianapolis, IN 46024
Phone: (317) 917-2500
www.pacers.com

Owner, Chairman and Chief Executive Officer	Herbert Simon
Vice Chairman	Jim Morris
President of Basketball Operations	Larry Bird
President/Chief Operating Officer	Rick Fuson
Executive Vice President/Chief Financial Officer	Kevin Bower
Executive Vice President of Basketball Operations/General Manager	Kevin Pritchard
Consultant, Basketball Operations	Donnie Walsh
Head Coach	Frank Vogel
Associate Head Coach	Nate McMillan
Assistant Coaches	Dan Burke, Popeye Jones
Advance Scout	Jimmy Powell
Vice President of Basketball Operations	Peter Dinwiddie
Director of Basketball Operations	Sonya Clutinger
Senior Director of Medical Operations/Head Athletic Trainer	Josh Corbeil
Strength & Conditioning Coach	Shawn Windle
Assistant Sports Performance Coach	Andy Martin
Massage Therapist	Fadi Kazma
Equipment Manager	Josh Conder
Director, Indiana Pacers Media Relations	**David Benner**
Senior Public Information Manager	**Krissy Myers**
Media Relations Assistant	**Wes Kaminski**
Team Colors	Blue, Gold
Home Court	Bankers Life Fieldhouse (18,165), 1999
Radio	1070 The Fan/93.5 FM Mark Boyle, Bob Leonard
TV	FSN Indiana Quinn Buckner, Chris Denari, Jeremiah Johnson

SERIES HISTORY

All-Time: 31-50 (Home: 22-18, Road: 9-32)
2014-15: 2-0
Current Overall Streak: Won 2
Home Streak: Won 1
Last Win: December 17, 2014 (102-100)
Last Loss: December 1, 2013 (100-105)
Road Streak: Won 1
Last Win: December 10, 2014 (103-96)
Last Loss: March 20, 2012 (89-102)
Largest Margin of Victory:
Home: 31 (103-72), December 2, 2001
Road: 34 (102-68), November 10, 2004
Largest Margin of Defeat:
Home: 20 (100-120), December 1, 1993
Road: 35 (88-123), January 6, 1989

PACERS 2014-15 REVIEW

Record: 38-44 (.463), 4th place, Central Division
Team Leaders:
Points: Miles (942)
Rebounds: Hibbert (540)
Assists: West (223)
vs. Clippers:

12/10/14	**LAC**	**103**	at	IND	96
12/17/14	IND	100	at	**LAC**	**102**

2015 Playoffs: None
2015 Draft Choices:
Myles Turner (11), Joseph Young (43)

ABOUT THE PACERS

All-time record: 1,988-1,905 (.511)
All-time NBA record: 1,561-1,588 (.496)
Franchise Locations:
Indiana Pacers (1967-76, ABA)
Indiana Pacers (1976 to present, NBA)

2014-15 PACERS VS. CLIPPERS

2014-2015 SEASON SERIES (0-2)

PLAYER	G-GS	MIN	FG-FGA	PCT	3FG-FGA	PCT	FT-FTA	PCT	- REBOUNDS - OFF	DEF	TOT	AST	PF-DQ	STL	TO	BLK	PTS	AVG	HI
Miles	**2-0**	**69**	**17-36**	**.472**	**9-22**	**.409**	**4-9**	**.444**	**1**	**6**	**7**	**5**	**5-0**	**2**	**4**	**0**	**47**	**23.5**	**30**
Allen	2-0	66	13-22	.591	0-0	—	0-0	—	14	13	27	4	2-0	0	2	3	26	13.0	14
Scola	2-0	39	10-17	.588	0-1	.000	2-2	1.000	2	20	22	6	6-0	1	3	1	22	11.0	12
Stuckey	2-2	59	10-23	.435	0-2	.000	2-4	.500	0	4	4	8	5-0	2	3	0	22	11.0	12
Copeland	1-1	18	3-9	.333	2-6	.333	2-2	1.000	0	1	1	0	2-0	0	0	1	10	10.0	10
Watson	2-1	57	4-16	.250	0-5	.000	12-15	.800	0	3	3	11	7-0	2	5	0	20	10.0	12
West	2-2	56	9-22	.409	0-1	.000	1-2	.500	4	9	13	4	6-0	2	0	0	19	9.5	17
S. Hill	2-2	49	3-15	.200	2-7	.286	6-6	1.000	1	2	3	9	3-0	1	3	0	14	7.0	10
Hibbert	2-2	29	5-14	.357	0-0	—	1-2	.500	4	2	6	2	8-0	0	1	0	11	5.5	7
Sloan	1-0	20	1-3	.333	0-0	—	1-1	1.000	0	0	0	5	0-0	1	2	0	3	3.0	3
Rudez	2-0	17	0-2	.000	0-2	.000	2-2	1.000	0	0	0	0	4-0	1	0	0	2	1.0	2
PACERS	**2**	**480**	**75-179**	**.419**	**13-46**	**.283**	**33-45**	**.733**	**26**	**60**	**86**	**54**	**48-0**	**12**	**24**	**5**	**196**	**98.0**	**100**
CLIPPERS	**2**	**480**	**76-166**	**.458**	**13-42**	**.310**	**40-59**	**.678**	**24**	**77**	**101**	**45**	**32-0**	**14**	**25**	**11**	**205**	**102.5**	**103**

DATE	W-L	LAC-IND	SITE
12/7/76	L	103-107	Buffalo
12/11/76	L	101-109	Indiana
2/21/77	W	117-106	Buffalo
3/2/77	L	108-116	Indiana
11/15/77	L	94-100	Buffalo
1/12/78	W	111-92	Buffalo
1/22/78	L	90-99	Indiana
3/15/78	L	106-111	Indiana
10/21/78	L	119-125	Indiana
11/14/78	W	109-106	San Diego
12/30/78	W	114-111	Indiana
2/27/79	W	124-107	San Diego
11/16/79	W	105-97	San Diego
1/25/80	L	117-139	Indiana
12/27/80	W	121-109	San Diego
1/3/81	L	104-128	Indiana
11/14/81	L	114-123	San Diego
2/18/82	L	114-119	Indiana
11/9/82	L	95-100	Indiana
1/20/83	W	100-95	San Diego
1/31/84	L	97-111	Indiana
3/7/84	W	114-110	San Diego
2/4/85	W	115-96	Los Angeles
3/14/85	W	113-112	Indiana
1/4/86	L	77-106	Indiana
3/2/86	L	112-129	Los Angeles
11/18/86	L	93-98	Los Angeles
1/2/87	L	106-116	Indiana

DATE	W-L	LAC-IND	SITE
1/11/88	L	90-111	Indiana
1/20/88	W	104-97	Los Angeles
11/18/88	W	113-110	Los Angeles
1/6/89	L	88-123	Indiana
12/19/89	W	128-102	Los Angeles
3/3/90	W	107-105	Indiana
1/8/91	W	122-107	Indiana
3/15/91	L	109-121	Los Angeles
11/11/91	W	106-97	Los Angeles
1/8/92	W	104-102	Indiana
12/13/92	W	112-101	Los Angeles
1/5/93	L	106-114	Indiana
12/1/93	L	100-120	Los Angeles
3/28/94	L	93-126	Indiana
12/1/94	L	84-93	Los Angeles
3/22/95	L	103-107	Indiana
12/10/95	L	104-111	Indiana
1/3/96	L	94-110	Los Angeles
1/15/97	L	93-108	Los Angeles
3/30/97	L	*96-103	Indiana
2/1/98	L	92-99	Los Angeles
3/31/98	L	106-128	Indiana
12/11/99	L	90-108	Indiana
1/8/00	W	107-94	Los Angeles
1/8/01	L	82-85	Los Angeles
1/15/01	L	74-89	Indiana
12/2/01	W	103-72	Los Angeles
2/23/02	L	88-106	Indiana

DATE	W-L	LAC-IND	SITE
12/1/02	L	87-92	Los Angeles
1/26/03	L	101-108	Indiana
11/19/03	L	78-91	Indiana
3/3/04	L	*94-101	Los Angeles
11/10/04	W	102-68	Indiana
12/1/04	W	88-76	Los Angeles
11/27/05	L	92-97	Los Angeles
12/21/05	L	75-97	Indiana
2/11/07	L	80-94	Indiana
3/3/07	W	87-64	Los Angeles
11/7/07	W	104-89	Indiana
12/2/07	L	95-101	Los Angeles
12/19/08	W	**117-109	Indiana
3/7/09	L	105-106	Los Angeles
11/25/09	L	73-86	Indiana
12/5/09	W	88-72	Los Angeles
11/18/10	L	80-107	Indiana
1/17/11	W	114-107	Los Angeles
3/20/12	L	89-102	Indiana
2/28/13	W	99-91	Indiana
4/1/13	L	106-109	Los Angeles
12/1/13	L	100-105	Los Angeles
1/18/14	L	92-106	Indiana
12/10/14	W	103-96	Indiana
12/17/14	W	102-100	Los Angeles

** Indicates overtime (0-2)*
*** Indicates double overtime (1-0)*

2014-15 CLIPPERS VS. PACERS

2014-2015 SEASON SERIES (2-0)

PLAYER	G-GS	MIN	FG-FGA	PCT	3FG-FGA	PCT	FT-FTA	PCT	- REBOUNDS - OFF	DEF	TOT	AST	PF-DQ	STL	TO	BLK	PTS	AVG	HI
Griffin	**2-2**	**78**	**18-44**	**.409**	**0-2**	**.000**	**12-17**	**.706**	**9**	**17**	**26**	**10**	**3-0**	**1**	**4**	**2**	**48**	**24.0**	**31**
Paul	2-2	75	14-30	.467	1-5	.200	8-9	.889	1	13	14	24	6-0	8	5	0	37	18.5	20
Redick	2-2	65	11-21	.524	5-13	.385	5-7	.714	0	1	1	3	2-0	0	1	0	32	16.0	16
Crawford	2-0	46	11-19	.579	3-7	.429	3-4	.750	0	4	4	2	4-0	1	6	0	28	14.0	18
Jordan	2-2	79	9-16	.563	0-1	.000	9-18	.500	14	28	42	0	6-0	1	2	5	27	13.5	15
Barnes	2-2	60	5-11	.455	1-6	.167	3-4	.750	0	7	7	5	5-0	0	5	2	14	7.0	11
Farmar	2-0	26	4-10	.400	2-5	.400	0-0	—	0	1	1	0	2-0	1	1	0	10	5.0	5
Hawes	1-0	15	2-7	.286	1-3	.333	0-0	—	0	2	2	1	2-0	1	0	1	5	5.0	5
Rivers (TOT)	1-0	18	1-5	.200	0-1	.000	2-2	1.000	0	2	2	2	0-0	0	3	0	4	4.0	4
Davis	2-0	20	2-6	.333	0-0	—	0-0	—	0	3	3	0	1-0	0	0	1	4	2.0	2
Robinson (TOT)	2-0	28	2-7	.286	0-1	.000	0-0	—	0	3	3	2	2-0	2	2	0	4	2.0	4
Douglas-Roberts	1-0	10	0-1	.000	0-0	—	0-0	—	0	0	0	0	1-0	0	0	0	0	0.0	0
Turkoglu	1-0	6	0-1	.000	0-0	—	0-0	—	0	1	1	0	0-0	1	0	0	0	0.0	0
CLIPPERS	**2**	**480**	**76-166**	**.458**	**13-42**	**.310**	**40-59**	**.678**	**24**	**77**	**101**	**45**	**32-0**	**14**	**25**	**11**	**205**	**102.5**	**103**
PACERS	**2**	**480**	**75-179**	**.419**	**13-46**	**.283**	**33-45**	**.733**	**26**	**60**	**86**	**54**	**48-0**	**12**	**24**	**5**	**196**	**98.0**	**100**

LOS ANGELES LAKERS

BYRON SCOTT

Record:
437-582 (.429)
w/ Lakers:
21-61 (.256)

555 N. Nash Street
El Segundo, CA 90245
Phone: (310) 426-6000
www.lakers.com

President / Governor	Jeanie Buss
Executive Vice President, Basketball Operations / Alternate Governor	Jim Buss
General Manager	Mitch Kupchak
Head Coach	Byron Scott
Assistant Coaches	Paul Pressey, Jim Eyen, Mark Madsen
Athletic Trainer	Gary Vitti
Vice President, Public Relations	**John Black**
Senior Manager, Public Relations	**Alison Bogli**
Manager, Public Relations	**Calder Hynes**
Coordinator, Public Relations	**Daniel Ramirez**
Assistant, Public Relations	**Matt Fleer**
Team Colors	Purple, Gold
Home Court	STAPLES Center (18, 997), 1999
Television (English)	Time Warner Cable SportsNet: Bill Macdonald, Stu Lantz
Television (Spanish)	Time Warner Cable Deportes: Adrian Garcia Marquez, Francisco Pinto
Radio (English)	ESPNLA Radio (710 AM): John Ireland, Mychal Thompson
Radio (Spanish)	ESPN Deportes (1330 AM): Fernando Gonzalez, Jose "Pepe" Mantilla

SERIES HISTORY

All-Time: 60-144 (Home: 39-64, Road: 21-80)
2014-15: 4-0
Current Overall Streak: Won 7
Home Streak: Won 6
Last Win: April 7, 2015 (105-100)
Last Loss: April 4, 2012 (108-113)
Road Streak: Won 3
Last Win: April 5, 2015 (106-78)
Last Loss: October 27, 2013 (103-116)
Largest Margin of Victory:
Home: 36 (123-87), January 10, 2014
Road: 48 (142-94), March 6, 2014
Largest Margin of Defeat:
Home: 46 (91-137), November 13, 1979
Road: 40 (86-126), January 15, 2010

LAKERS 2014-15 REVIEW

Record: 21-61 (.256), 5th place, Pacific Division
Team Leaders:
Points: Hill (841)
Rebounds: Davis (600)
Assists: Lin (339)
vs. Clippers:

10/31/14	**LAC**	**118**	at	LAL	111
1/7/15	LAL	89	at	**LAC**	**114**
4/5/15	**LAC**	**106**	at	LAL	78
4/7/15	LAL	100	at	**LAC**	**105**

2015 Playoffs: None
2015 Draft Choices:
D'Angelo Russell (2), Larry Nance Jr. (27), Anthony Brown (34)

ABOUT THE LAKERS

All-time record:
3,218-2,069 (.609)
Franchise Locations:
Minneapolis Lakers (1948-60)
Los Angeles Lakers (1960 to present)

2014-15 LAKERS VS. CLIPPERS

2014-2015 SEASON SERIES (0-4)

PLAYER	G-GS	MIN	FG-FGA	PCT	3FG-FGA	PCT	FT-FTA	PCT	- REBOUNDS - OFF	DEF	TOT	AST	PF-DQ	STL	TO	BLK	PTS	AVG	HI
Hill	3-2	70	17-29	.586	0-0	—	4-6	.667	4	9	13	4	7-0	1	1	1	38	12.7	23
Bryant	2-2	63	8-27	.296	1-8	.125	8-11	.727	0	12	12	14	6-0	3	9	0	25	12.5	21
Lin	4-4	103	17-40	.425	7-16	.438	8-8	1.000	1	8	9	19	11-0	1	13	1	49	12.3	17
Johnson	3-3	102	14-36	.389	6-10	.600	2-2	1.000	4	11	15	2	13-2	1	2	0	36	12.0	16
Young	1-0	30	4-15	.267	1-6	.167	2-2	1.000	1	4	5	2	0-0	1	2	0	11	11.0	11
Black (TOT)	4-3	84	16-25	.640	0-1	.000	10-15	.667	8	22	30	2	8-0	2	2	2	42	10.5	16
Black (LAL)	3-2	57	12-18	.667	0-0	—	7-11	.636	6	15	21	2	6-0	1	1	1	31	10.3	16
Ellington	2-1	59	7-16	.438	3-10	.300	3-4	.750	1	5	6	4	4-0	0	0	0	20	10.0	13
Clarkson	4-2	88	15-36	.417	2-10	.200	7-8	.875	3	9	12	11	7-0	1	4	0	39	9.8	20
Boozer	3-1	60	12-27	.444	0-0	—	4-7	.571	4	9	13	6	8-0	0	3	1	28	9.3	10
Brown	2-0	55	6-14	.429	2-7	.286	3-6	.500	0	3	3	4	5-0	0	6	0	17	8.5	10
Buycks	2-0	34	4-10	.400	3-3	1.000	3-3	1.000	1	3	4	2	1-0	2	4	0	14	7.0	9
Kelly	3-2	85	6-23	.261	3-11	.273	5-6	.833	2	13	15	11	12-1	2	1	0	20	6.7	9
Price	1-0	13	3-4	.750	0-1	.000	0-0	—	0	4	4	4	1-0	0	0	0	6	6.0	6
Davis	4-1	78	11-18	.611	0-0	—	1-10	.100	6	18	24	1	8-0	0	3	1	23	5.8	10
Sacre	4-0	58	7-13	.538	0-0	—	5-6	.833	7	7	14	0	9-0	0	5	2	19	4.8	8
Henry	1-0	5	0-0	—	0-0	—	2-4	.500	0	0	0	0	0-0	0	0	0	2	2.0	2
LAKERS	**4**	**960**	**143-326**	**.439**	**28-82**	**.341**	**64-94**	**.681**	**40**	**130**	**170**	**86**	**98-3**	**13**	**57**	**7**	**378**	**94.5**	**111**
CLIPPERS	**4**	**960**	**153-312**	**.490**	**46-117**	**.393**	**91-122**	**.746**	**27**	**137**	**164**	**106**	**84-0**	**31**	**40**	**14**	**443**	**110.8**	**118**

DATE	W-L	LAC-LAL	SITE
10/30/70	L	90-104	Los Angeles
12/15/70	W	* 113-111	Buffalo
3/2/71	L	118-131	Buffalo
3/12/71	W	116-109	Los Angeles
10/19/71	L	106-123	Buffalo
12/21/71	L	103-117	Buffalo
12/28/71	L	87-105	Los Angeles
3/12/72	L	102-141	Los Angeles
11/17/72	L	100-103	Los Angeles
12/19/72	L	100-126	Buffalo
3/13/73	L	112-121	Buffalo
3/23/73	L	101-121	Los Angeles
10/13/73	L	122-125	Buffalo
12/30/73	L	105-108	Los Angeles
2/26/74	L	112-119	Buffalo
3/24/74	L	124-150	Los Angeles
11/3/74	W	124-101	Los Angeles
1/7/75	W	115-107	Buffalo
2/7/75	W	108-98	Buffalo
2/11/75	W	112-108	Los Angeles
11/18/75	W	120-106	Buffalo
11/28/75	L	105-126	Los Angeles
1/6/76	W	114-113	Buffalo
3/14/76	L	109-137	Los Angeles
11/9/76	W	* 121-116	Buffalo
12/21/76	L	89-97	Los Angeles
2/9/77	L	90-105	Buffalo
3/27/77	L	89-92	Los Angeles
12/11/77	L	* 119-124	Los Angeles
1/4/78	W	94-93	Buffalo
2/7/78	L	105-132	Buffalo
3/24/78	L	115-120	Los Angeles
10/24/78	W	124-123	San Diego
10/27/78	L	101-113	Los Angeles
1/17/79	W	119-117	San Diego
3/23/79	L	119-156	Los Angeles
10/12/79	L	102-103	San Diego
11/6/79	L	112-127	Los Angeles
11/13/79	L	91-137	San Diego
12/7/79	W	116-108	Los Angeles
3/11/80	L	106-123	San Diego
3/28/80	L	88-126	Los Angeles
10/28/80	L	101-131	San Diego
11/14/80	L	100-113	Los Angeles
12/3/80	W	120-114	Los Angeles
12/16/80	W	97-92	San Diego
3/12/81	L	116-122	San Diego
3/15/81	W	122-118	Los Angeles
11/21/81	L	117-119	San Diego
11/27/81	W	138-129	Los Angeles
12/19/81	L	100-106	San Diego
12/27/81	L	117-139	Los Angeles
3/30/82	L	120-143	Los Angeles
4/1/82	L	100-117	San Diego
11/26/82	L	115-117	San Diego
12/23/82	L	115-120	San Diego
1/19/83	L	104-107	Los Angeles
3/9/83	L	114-119	Los Angeles
3/19/83	W	107-99	San Diego
3/29/83	L	109-127	Los Angeles
11/2/83	W	110-106	San Diego
12/4/83	L	99-120	Los Angeles
12/16/83	L	109-122	Los Angeles
2/18/84	L	116-120	San Diego
3/25/84	L	102-114	Los Angeles
3/28/84	W	122-115	San Diego
11/24/84	L	103-108	Clippers
12/29/84	L	107-113	Lakers
1/22/85	L	114-123	Lakers
2/2/85	L	96-105	Clippers
2/12/85	L	110-121	Lakers
3/16/85	L	112-123	Clippers
11/15/85	L	96-127	Clippers
11/20/85	L	107-122	Lakers
1/16/86	L	96-112	Lakers
1/24/86	W	120-109	Clippers
3/11/86	L	108-129	Lakers
3/19/86	W	115-114	Clippers
11/26/86	L	92-126	Clippers
11/30/86	L	115-137	Lakers
3/9/87	L	114-136	Clippers
3/15/87	L	101-115	Lakers
4/6/87	L	112-135	Lakers
4/9/87	L	100-118	Clippers
11/12/87	L	82-111	Lakers
12/19/87	L	97-108	Clippers
1/13/88	W	* 110-109	Clippers
2/4/88	L	86-117	Clippers
2/16/88	L	100-119	Lakers
4/8/88	L	107-126	Lakers
12/6/88	L	102-111	Clippers
12/30/88	L	109-124	Lakers
1/15/89	L	95-116	Clippers
1/18/89	L	90-111	Lakers
4/10/89	L	116-133	Lakers
4/15/89	W	119-107	Clippers
12/5/89	L	103-111	Lakers
1/30/90	W	121-104	Clippers
3/23/90	L	102-110	Lakers
3/28/90	L	99-106	Clippers
4/21/90	L	115-125	Clippers
12/26/90	L	99-108	Clippers
2/1/91	L	92-106	Clippers
2/5/91	L	102-116	Lakers
3/19/91	L	105-119	Lakers
11/5/91	W	* 114-109	Lakers
12/25/91	L	75-85	Clippers
2/5/92	L	95-100	Lakers
2/19/92	W	125-94	Clippers
4/19/92	L	* 108-109	Lakers
11/6/92	L	* 112-114	Clippers
11/13/92	W	124-98	Lakers
1/14/93	W	105-102	Clippers
2/28/93	L	112-124	Lakers
3/30/93	W	101-93	Clippers
11/16/93	L	** 114-116	Lakers
12/4/93	L	102-109	Clippers
1/7/93	L	108-111	Lakers
2/15/94	W	100-89	Lakers
4/16/94	W	108-103	Clippers
11/15/94	L	92-102	Clippers
12/9/94	W	109-84	Lakers
1/16/95	L	88-96	Lakers
2/4/95	L	118-121	Clippers
2/25/95	W	83-81	Clippers
11/19/95	L	88-109	Lakers
1/19/96	L	100-106	Clippers
2/20/96	L	104-121	Lakers
2/21/96	L	108-112	Clippers
11/15/96	L	100-107	Lakers
2/4/97	W	108-86	Clippers(A)
3/14/97	W	97-95	Lakers
4/18/97	L	95-123	Clippers
11/23/97	L	102-119	Lakers
12/26/97	L	* 114-118	Lakers
1/9/98	L	115-125	Clippers
3/12/98	L	85-108	Clippers(A)
2/25/99	L	100-115	Clippers (A)
2/26/99	L	83-99	Lakers
3/9/99	L	99-103	Clippers
3/10/99	L	75-94	Lakers
12/14/99	L	68-95	Lakers
1/4/00	L	98-122	Clippers
1/5/00	L	101-118	Lakers
3/6/00	L	103-123	Clippers
11/5/00	L	103-108	Lakers
11/27/00	L	83-98	Clippers
12/30/00	L	* 114-116	Clippers
1/7/01	W	118-95	Lakers
11/20/01	L	93-98	Clippers
12/14/01	L	80-110	Lakers
1/23/02	W	95-90	Clippers
3/15/02	L	92-98	Lakers
11/1/02	L	93-108	Clippers
1/20/03	L	92-96	Lakers
2/25/03	L	98-109	Lakers
3/17/03	L	85-102	Clippers
1/4/04	W	101-98	Clippers
1/17/04	L	89-91	Lakers
3/17/04	L	103-106	Clippers
3/19/04	L	100-106	Lakers
11/17/04	L	89-103	Lakers
12/11/04	L	87-89	Clippers
1/26/05	W	105-89	Clippers
3/8/05	W	110-101	Lakers
11/18/05	W	97-91	Lakers
1/7/06	L	109-112	Clippers
2/24/06	W	102-83	Clippers
4/9/06	L	83-100	Lakers
11/21/06	L	101-105	Lakers
12/2/06	L	88- 97	Clippers
4/4/07	W	90- 82	Clippers
4/12/07	W	118-110	Lakers
12/16/07	L	92-113	Lakers
2/23/08	L	95-113	Clippers
3/7/08	L	82-119	Lakers
4/10/08	L	78-106	Clippers
10/29/08	L	79-117	Clippers
11/5/08	L	88-106	Lakers
1/21/09	L	97-108	Clippers
4/5/09	L	85-88	Lakers
10/27/09	L	92-99	Lakers
1/6/10	W	102-91	Clippers
1/15/10	L	86-126	Lakers
4/14/10	W	107-91	Clippers
12/8/10	L	86-87	Clippers
1/16/11	W	99-92	Clippers
2/25/11	L	95-108	Lakers
3/25/11	L	104-112	Lakers
1/14/12	W	102-94	Clippers
1/25/12	L	91-96	Lakers
4/4/12	L	108-113	Clippers
11/2/12	W	105-95	Lakers
1/4/13	W	107-102	Clippers
2/14/13	W	125-101	Lakers
4/7/13	W	109-95	Clippers
10/27/13	L	103-116	Lakers
1/10/14	W	123-87	Clippers
3/6/14	W	142-94	Lakers
4/6/14	W	120-97	Clippers
10/31/14	W	118-111	Lakers
1/7/15	W	114-89	Clippers
4/5/15	W	106-78	Lakers
4/7/15	W	105-100	Clippers

** Indicates overtime (4-5)*
*** Indicates double overtime (0-1)*
(A) Indicates game played in Anaheim

2014-15 CLIPPERS VS. LAKERS

2014-2015 SEASON SERIES (4-0)

PLAYER	G-GS	MIN	FG-FGA	PCT	3FG-FGA	PCT	FT-FTA	PCT	- REBOUNDS - OFF	DEF	TOT	AST	PF-DQ	STL	TO	BLK	PTS	AVG	HI
Griffin	4-4	137	41-70	.586	2-2	1.000	27-35	.771	4	24	28	23	8-0	3	8	1	111	27.8	39
Redick	4-4	111	19-37	.514	8-18	.444	18-19	.947	2	5	7	7	3-0	4	2	1	64	16.0	27
Paul	4-4	132	19-42	.452	6-16	.375	18-19	.947	0	13	13	46	9-0	9	3	0	62	15.5	24
Barnes	4-4	113	14-33	.424	12-27	.444	5-6	.833	2	11	13	7	11-0	2	4	2	45	11.3	19
Jordan	4-4	131	20-26	.769	0-0	—	5-16	.313	15	39	54	0	13-0	6	8	9	45	11.3	16
Crawford	3-0	63	8-24	.333	3-15	.200	11-13	.846	0	5	5	9	6-0	0	1	1	30	10.0	22
Rivers (TOT)	4-0	82	11-26	.423	3-8	.375	4-6	.667	0	5	5	14	7-0	1	2	0	29	7.3	10
Rivers (LAC)	2-0	38	6-13	.462	2-4	.500	3-4	.750	0	4	4	5	4-0	0	0	0	17	8.5	10
Robinson (TOT)	2-0	32	6-17	.353	1-9	.111	1-2	.500	2	2	4	6	8-0	3	3	2	14	7.0	13
Hawes	4-0	58	9-22	.409	5-13	.385	3-6	.500	0	14	14	3	7-0	2	6	0	26	6.5	9
Turkoglu	3-0	30	6-11	.545	6-10	.600	0-0	—	0	7	7	1	3-0	0	1	0	18	6.0	12
Hamilton (TOT)	1-0	6	1-3	.333	1-1	1.000	0-0	—	1	0	1	0	0-0	0	0	0	3	3.0	3
Hamilton (LAC)	1-0	6	1-3	.333	1-1	1.000	0-0	—	1	0	1	0	0-0	0	0	0	3	3.0	3
Hudson	1-0	18	1-3	.333	0-1	.000	1-2	.500	0	3	3	1	2-0	2	1	0	3	3.0	3
Farmar	2-0	28	2-5	.400	1-3	.333	0-0	—	0	1	1	2	2-0	1	2	0	5	2.5	5
Bullock	1-0	16	1-4	.250	0-2	.000	0-0	—	0	1	1	0	1-0	0	0	0	2	2.0	2
Davis	3-0	40	3-8	.375	0-1	.000	0-2	.000	2	6	8	1	7-0	2	2	0	6	2.0	4
Udoh	2-0	13	2-4	.500	0-0	—	0-0	—	1	0	1	1	2-0	0	0	0	4	2.0	4
Wilcox	1-0	6	1-4	.250	0-1	.000	0-0	—	0	0	0	0	0-0	0	0	0	2	2.0	2
Douglas-Roberts	1-0	14	0-3	.000	0-3	.000	0-0	—	0	2	2	0	4-0	0	0	0	0	0.0	0
Jones	1-0	6	0-0	—	0-0	—	0-0	—	0	2	2	0	2-0	0	0	0	0	0.0	0
CLIPPERS	**4**	**960**	**153-312**	**.490**	**46-117**	**.393**	**91-122**	**.746**	**27**	**137**	**164**	**106**	**84-0**	**31**	**40**	**14**	**443**	**110.8**	**118**
LAKERS	**4**	**960**	**143-326**	**.439**	**28-82**	**.341**	**64-94**	**.681**	**40**	**130**	**170**	**86**	**98-3**	**13**	**57**	**7**	**378**	**94.5**	**111**

MEMPHIS GRIZZLIES

DAVID JOERGER
Record: 105-59 (.640)
w/ Grizzlies: 105-59 (.640)

191 Beale Street
Memphis, TN 38103
Phone: (901) 205-1234
www.grizzlies.com

Controlling Owner	Robert J. Pera
General Manager	Chris Wallace
V.P. of Basketball Operations	John Hollinger
Executive V.P. of Player Personnel	Ed Stefanski
Head Coach	David Joerger
Assistant Coaches	Elston Turner, Jeff Bzdelik, Bob Thornton, Shawn Respert, Duane Ticknor
Assistant Coach/Advance Scout	Jason March
Director of Player Development	John Townsend
Head Athletic Trainer and V.P. of Player Care	Drew Graham
Assistant Athletic Trainer	Jim Scholler
Physical Therapist	John Faltus
Strength and Conditioning Coach	Chattin Hill
Assistant Strength and Conditioning Coach	Sheldon Miller
Equipment Manager and Travel Coordinator	Charles Sweeney
Team Facilities Manager	Vince Ford
Director, Communications and Publications	**Jason Wallace**
Senior Coordinator, Communications and Publications	**Ross Wooden**
Coordinator, Communications and Publications	**Kerri Harper**
Team Colors	Memphis Midnight, Beale Street Blue, Smoke Blue and Grizzlies Gold
Home Court	FedEx Forum (18,119), 2004
Radio	WMFS (ESPN 92.9 FM/680 AM) Eric Hasseltine, Hank McDowell, Elliot Perry
Fox Sports Southeast	Pete Pranica, Sean Tuohy, Brevin Knight, Rob Fischer, Chris Vernon

SERIES HISTORY

All-Time: 38-38 (Home: 23-15, Road: 15-23)
2014-15: 2-2
Current Overall Streak: Won 2
Home Streak: Won 1
Last Win: April 11, 2015 (94-86)
Last Loss: February 23, 2015 (87-90)
Road Streak: Won 1
Last Win: February 27, 2015 (97-79)
Last Loss: November 23, 2014 (91-107)
Largest Margin of Victory:
Home: 21 (112-91), January 20, 2007
Road: 26 (99-73), January 14, 2013
Largest Margin of Defeat:
Home: 22 (90-112), February 10, 2000
Road: 23 (2) (82-105), March 14, 2011

GRIZZLIES 2014-15 REVIEW

Record: 55-27 (.671), 2nd place, Southwest Division
Team Leaders:
Points: Gasol (1,413)
Rebounds: Randolph (747)
Assists: Conley (375)
vs. Clippers:

11/23/14	LAC 91	at	**MEM 107**
2/23/15	**MEM 90**	at	LAC 87
2/27/15	**LAC 97**	at	MEM 79
4/11/15	MEM 86	at	**LAC 94**

2015 Playoffs:
1st Round vs. Portland (4-1)
2nd Round vs. Golden State (2-4)
2015 Draft Choices: Jarell Martin (25)

ABOUT THE GRIZZLIES

All-time record: 652-940 (.410)
Franchise Locations:
Vancouver Grizzlies (1995-2001)
Memphis Grizzlies (2001 to present)

2014-15 GRIZZLIES VS. CLIPPERS

2014-2015 SEASON SERIES (2-2)

PLAYER	G-GS	MIN	FG-FGA	PCT	3FG-FGA	PCT	FT-FTA	PCT	- REBOUNDS - OFF	DEF	TOT	AST	PF-DQ	STL	TO	BLK	PTS	AVG	HI
Randolph	4-4	136	25-60	.417	0-0	—	8-12	.667	10	31	41	9	11-0	5	10	1	58	14.5	21
Gasol	4-4	105	25-44	.568	0-0	—	7-9	.778	3	25	28	8	6-0	3	8	8	57	14.3	30
Lee	4-4	138	14-32	.438	8-14	.571	9-11	.818	0	11	11	14	9-0	4	7	0	45	11.3	13
Je. Green (TOT)	3-3	92	10-34	.294	4-13	.308	9-13	.692	3	11	14	7	5-0	1	8	2	33	11.0	16
Je. Green (MEM)	3-3	92	10-34	.294	4-13	.308	9-13	.692	3	11	14	7	5-0	1	8	2	33	11.0	16
Pondexter	1-0	21	4-8	.500	1-4	.250	2-3	.667	2	0	2	0	3-0	0	2	0	11	11.0	11
Allen	3-1	77	12-27	.444	0-3	.000	6-9	.667	6	6	12	4	10-0	3	3	2	30	10.0	12
Conley	3-3	86	9-27	.333	2-9	.222	9-13	.692	2	7	9	16	5-0	2	5	0	29	9.7	18
Udrih	4-1	80	15-29	.517	1-5	.200	4-4	1.000	1	5	6	10	5-0	2	6	0	35	8.8	14
Koufos	4-0	63	11-22	.500	0-0	—	1-5	.200	6	15	21	3	9-0	0	3	0	23	5.8	9
Leuer	3-0	40	7-14	.500	1-2	.500	2-2	1.000	4	10	14	3	5-0	0	1	0	17	5.7	9
Carter	2-0	29	2-9	.222	0-3	.000	3-4	.750	1	5	6	2	2-0	1	2	1	7	3.5	5
Calathes	4-0	64	6-19	.316	0-4	.000	1-3	.333	3	5	8	8	6-0	4	3	0	13	3.3	6
Ja. Green (TOT)	2-0	19	2-3	.667	0-0	—	0-0	—	0	2	2	1	2-0	2	0	1	4	2.0	4
Ja. Green (MEM)	2-0	19	2-3	.667	0-0	—	0-0	—	0	2	2	1	2-0	2	0	1	4	2.0	4
Adams	2-0	8	0-2	.000	0-0	—	0-0	—	1	2	3	0	1-0	0	0	0	0	0.0	0
Stokes	1-0	3	0-0	—	0-0	—	0-0	—	0	1	1	0	2-0	0	1	0	0	0.0	0
GRIZZLIES	**4**	**960**	**142-330**	**.430**	**17-57**	**.298**	**61-88**	**.693**	**42**	**136**	**178**	**85**	**81-0**	**27**	**61**	**15**	**362**	**90.5**	**107**
CLIPPERS	**4**	**960**	**138-322**	**.429**	**31-105**	**.295**	**62-90**	**.689**	**31**	**131**	**162**	**80**	**83-0**	**35**	**49**	**27**	**369**	**92.3**	**97**

DATE	W-L	LAC-MEM	SITE
11/10/95	W	98-91	Vancouver
11/16/95	W	103-98	Los Angeles(A)
1/7/96	W	101-93	Vancouver
4/21/96	L	101-108	Los Angeles
11/12/96	W	** 99-92	Vancouver
1/30/97	W	100-94	Los Angeles
2/26/97	W	83-80	Vancouver
3/25/97	W	* 110-94	Los Angeles
11/11/97	L	113-119	Vancouver
1/7/98	W	110-102	Los Angeles
3/23/98	L	95-106	Vancouver
4/7/98	L	94-110	Los Angeles
2/10/99	L	99-105	Vancouver
2/16/99	L	** 89-93	Los Angeles(A)
4/21/99	L	94-97	Vancouver
4/24/99	W	105-96	Los Angeles
11/14/99	L	89-109	Vancouver
12/13/99	W	102-90	Los Angeles
12/19/99	L	84-85	Vancouver
2/10/00	L	90-112	Los Angeles
11/2/00	L	91-99	Los Angeles
11/16/00	W	76-72	Vancouver
12/23/00	W	92-90	Los Angeles
4/4/01	L	78-86	Vancouver
11/7/01	W	108-92	Los Angeles
1/28/02	L	* 115-119	Memphis
2/25/02	W	90-77	Memphis
4/16/02	W	92-84	Los Angeles
1/3/03	L	111-116	Memphis
1/8/03	W	103-95	Los Angeles
3/30/03	W	102-100	Los Angeles
4/8/03	L	108-111	Memphis
1/11/04	L	* 107-108	Los Angeles
2/11/04	L	102-110	Memphis
3/6/04	L	92-98	Los Angeles
3/12/04	L	89-98	Memphis
12/19/04	L	82-92	Los Angeles
12/29/04	L	76-96	Memphis
2/3/05	W	106-103	Memphis
3/7/05	L	102-105	Los Angeles
2/10/06	W	91-87	Los Angeles
3/5/06	L	86-102	Los Angeles
3/23/06	L	85-95	Memphis
4/18/06	L	95-101	Memphis
11/29/06	W	105-90	Los Angeles
12/9/06	W	89-82	Memphis
1/20/07	W	112-91	Los Angeles
12/14/07	W	98-91	Memphis
1/26/08	L	* 120-125	Memphis
2/20/08	W	100-86	Los Angeles
3/29/08	W	110-97	Los Angeles
12/5/08	L	81-93	Memphis
2/6/09	W	126-105	Memphis
3/4/09	L	95-118	Los Angeles
11/7/09	W	113-110	Los Angeles
11/18/09	L	91-106	Memphis
11/29/09	W	98-88	Los Angeles
1/12/10	L	102-104	Memphis
12/11/10	L	83-84	Los Angeles
3/14/11	L	82-105	Memphis
4/5/11	W	82-81	Memphis
4/13/11	W	110-103	Los Angeles
1/26/12	W	98-91	Los Angeles
3/24/12	W	101-85	Los Angeles
4/9/12	L	85-94	Memphis
10/31/12	W	101-92	Los Angeles
1/14/13	W	99-73	Memphis
3/13/13	L	85-96	Los Angeles
4/13/13	W	91-87	Memphis
11/18/13	L	102-106	Los Angeles
12/5/13	W	101-81	Memphis
2/21/14	L	96-102	Memphis
11/23/14	L	91-107	Memphis
2/23/15	L	87-90	Los Angeles
2/27/15	W	97-79	Memphis
4/11/15	W	94-86	Los Angeles

** Indicates overtime (1-3)*
*** Indicates double overtime (1-1)*
(A) Indicates game played at Arrowhead Pond of Anaheim

2014-15 CLIPPERS VS. GRIZZLIES

2014-2015 SEASON SERIES (2-2)

PLAYER	G-GS	MIN	FG-FGA	PCT	3FG-FGA	PCT	FT-FTA	PCT	- REBOUNDS - OFF	DEF	TOT	AST	PF-DQ	STL	TO	BLK	PTS	AVG	HI
Paul	4-4	149	33-62	.532	5-13	.385	15-15	1.000	1	17	18	42	9-0	9	9	3	86	21.5	30
Crawford	4-0	103	20-55	.364	9-24	.375	15-15	1.000	1	8	9	6	5-0	2	2	3	64	16.0	19
Griffin	2-2	72	11-38	.289	0-1	.000	8-10	.800	4	8	12	9	6-0	3	9	1	30	15.0	18
Redick	4-4	137	21-48	.438	8-24	.333	9-10	.900	1	7	8	5	9-0	2	2	3	59	14.8	18
Jordan	4-4	139	15-19	.789	0-0	—	12-26	.462	17	41	58	4	9-0	8	4	7	42	10.5	16
Barnes	4-4	114	16-32	.500	6-18	.333	1-4	.250	1	18	19	3	14-0	1	6	2	39	9.8	13
Hawes	4-2	86	9-27	.333	2-10	.200	1-4	.250	4	12	16	7	8-0	2	3	5	21	5.3	9
Davis	4-0	62	7-14	.500	0-1	.000	0-2	.000	0	9	9	0	9-0	4	5	1	14	3.5	6
Turkoglu	3-0	33	4-7	.571	1-4	.250	1-4	.250	0	5	5	1	2-0	1	3	1	10	3.3	4
Rivers (TOT)	5-0	69	5-19	.263	1-7	.143	0-0	—	3	5	8	1	10-0	4	5	2	11	2.2	7
Rivers (LAC)	3-0	40	2-14	.143	0-5	.000	0-0	—	2	4	6	1	7-0	3	3	1	4	1.3	4
Robinson (TOT)	1-0	5	1-2	.500	0-1	.000	0-2	.000	0	0	0	1	0-0	0	0	0	2	2.0	2
Bullock	1-0	3	0-2	.000	0-1	.000	0-0	—	0	0	0	0	0-0	0	0	0	0	0.0	0
Cunningham	1-0	3	0-1	.000	0-1	.000	0-0	—	0	0	0	0	0-0	0	0	0	0	0.0	0
Farmar	1-0	16	0-3	.000	0-3	.000	0-0	—	0	1	1	2	4-0	0	0	0	0	0.0	0
Hamilton (TOT)	1-0	1	0-0	—	0-0	—	0-0	—	0	0	0	0	1-0	0	0	0	0	0.0	0
Hamilton (LAC)	1-0	1	0-0	—	0-0	—	0-0	—	0	0	0	0	1-0	0	0	0	0	0.0	0
Jones	1-0	1	0-0	—	0-0	—	0-0	—	0	1	1	0	0-0	0	0	0	0	0.0	0
Udoh	2-0	3	0-0	—	0-0	—	0-0	—	0	0	0	0	0-0	0	1	0	0	0.0	0
Wilcox	1-0	1	0-0	—	0-0	—	0-0	—	0	0	0	0	0-0	0	0	0	0	0.0	0
CLIPPERS	**4**	**960**	**138-322**	**.429**	**31-105**	**.295**	**62-90**	**.689**	**31**	**131**	**162**	**80**	**83-0**	**35**	**49**	**27**	**369**	**92.3**	**97**
GRIZZLIES	**4**	**960**	**142-330**	**.430**	**17-57**	**.298**	**61-88**	**.693**	**42**	**136**	**178**	**85**	**81-0**	**27**	**61**	**15**	**362**	**90.5**	**107**

MIAMI HEAT

ERIK SPOELSTRA

Record:
351-207 (.629)
w/ Heat:
351-207 (.629)

601 Biscayne Blvd.
Miami, FL 33132
Phone: (786) 777-4328
www.heat.com

Managing General Partner	Micky Arison
Chief Executive Officer	Nick Arison
President	Pat Riley
Senior Vice President, Basketball Operations/General Manager	Andy Elisburg
Vice President, Player Personnel	Chet Kammerer
Vice President, Player Programs	Alonzo Mourning
Assistant General Manager/General Manager Sioux Falls Skyforce	Adam Simon
Head Coach	Erik Spoelstra
Assistant Head Coach	David Fizdale
Assistant Coaches	Juwan Howard, Keith Smart, Dan Craig, Chris Quinn
Head Athletic Trainer	Jay Sabol
Assistant Coach/Strength & Conditioning	Bill Foran
Assistant Athletic Trainer/Director of Rehab	Brandon Gilliam
Assistant Athletic Trainer	Wes Brown
Neuromuscular Therapist	Vinny Aquilino
Vice President, Sports Media Relations	**Tim Donovan**
Senior Director of Sports Media Relations	**Rob Wilson**
Director of Sports Media Relations	**Michael Lissack**
Sports Media Relations Manager	**Nick Maiorana**
Team Colors	Red, Yellow, Black, White
Home Court	AmericanAirlines Arena (19,600), 2000
Fox Sports Sun.	Eric Reid, Tony Fiorentino, Jason Jackson
Radio	The Ticket (790 AM) Mike Inglis, John Crotty, Ron Rothstein
Spanish Radio	WAQI (710 AM) Broadcasters: José Pañeda, Joe Pujala

SERIES HISTORY

All-Time: 20-33 (Home: 12-15, Road: 8-18)
2014-15: 1-1
Current Overall Streak: Lost 1
Home Streak: Lost 2
Last Win: November 14, 2012 (107-100)
Last Loss: January 11, 2015 (90-104)
Road streak: Won 1
Last Win: November 20, 2014 (110-93)
Last Loss: November 7, 2013 (97-102)

Largest Margin of Victory:
Home: 16 (108-92), February 28, 1992
Road: 20 (111-91), November 5, 1988
Largest Margin of Defeat:
Home: 22 (98-120), March 17, 1995
Road: 43 (83-126), December 29, 1994

HEAT 2014-15 REVIEW

Record: 37-45 (.451), 3rd place, Southeast Division
Team Leaders:
Points: Wade (1,331)
Rebounds: Whiteside (482)
Assists: Chalmers (307)
vs. Clippers:

11/20/14	**LAC**	**110**	at	MIA	93
1/11/15	**MIA**	**104**	at	LAC	90

2015 Playoffs: None
2015 Draft Choices:
Justise Winslow (10), Josh Richardson (40)

ABOUT THE HEAT

All-time record: 1,122-1,1044 (.518)
Franchise Locations:
Miami Heat (1988 to present)

2014-15 HEAT VS. CLIPPERS

2014-2015 SEASON SERIES (1-1)

PLAYER	G-GS	MIN	FG-FGA	PCT	3FG-FGA	PCT	FT-FTA	PCT	- REBOUNDS - OFF	DEF	TOT	AST	PF-DQ	STL	TO	BLK	PTS	AVG	HI
Bosh	2-2	70	22-37	.595	3-7	.429	15-16	.938	5	9	14	3	3-0	0	1	0	62	31.0	34
Whiteside (TOT)	1-0	29	10-13	.769	0-0	—	3-4	.750	5	11	16	0	5-0	2	0	2	23	23.0	23
Whiteside (MIA)	1-0	29	10-13	.769	0-0	—	3-4	.750	5	11	16	0	5-0	2	0	2	23	23.0	23
Napier	1-0	32	5-9	.556	2-6	.333	5-6	.833	0	5	5	3	1-0	1	2	0	17	17.0	17
Wade	1-1	36	5-15	.333	0-2	.000	7-9	.778	2	2	4	10	1-0	1	2	0	17	17.0	17
G. Dragic (TOT)	3-3	110	17-39	.436	5-13	.385	7-9	.778	3	6	9	18	8-0	6	6	0	46	15.3	19
Deng	2-2	63	9-19	.474	2-9	.222	3-4	.750	3	5	8	4	3-0	0	2	0	23	11.5	13
Brown	1-0	21	4-7	.571	1-2	.500	0-0	—	0	0	0	0	1-0	2	1	0	9	9.0	9
Chalmers	2-2	52	4-8	.500	1-4	.250	6-6	1.000	0	1	1	6	7-0	4	4	0	15	7.5	13
Williams	1-1	25	1-5	.200	1-2	.500	4-4	1.000	0	3	3	2	2-0	0	1	0	7	7.0	7
Granger	2-0	30	4-12	.333	0-5	.000	0-0	—	3	2	5	2	2-0	1	2	0	8	4.0	6
Cole	2-1	40	2-7	.286	1-4	.250	0-0	—	0	5	5	7	0-0	3	2	0	5	2.5	5
Ennis	2-0	20	1-5	.200	1-4	.250	2-2	1.000	1	2	3	1	3-0	1	0	3	5	2.5	3
Andersen	2-1	39	1-4	.250	0-0	—	2-4	.500	2	6	8	0	4-0	1	4	3	4	2.0	4
McRoberts	1-0	14	1-3	.333	0-2	.000	0-0	—	0	2	2	1	1-0	1	3	0	2	2.0	2
Z. Dragic (TOT)	2-0	4	0-2	.000	0-2	.000	0-0	—	0	0	0	0	0-0	0	0	0	0	0.0	0
Hamilton	1-0	4	0-0	—	0-0	—	0-0	—	0	1	1	0	0-0	1	0	0	0	0.0	0
Haslem	1-0	5	0-4	.000	0-0	—	0-0	—	0	1	1	0	2-0	0	0	0	0	0.0	0
HEAT	**2**	**480**	**69-148**	**.466**	**12-47**	**.255**	**47-55**	**.855**	**21**	**55**	**76**	**39**	**35-0**	**18**	**26**	**8**	**197**	**98.5**	**104**
CLIPPERS	**2**	**480**	**77-152**	**.507**	**22-57**	**.386**	**24-35**	**.686**	**10**	**52**	**62**	**48**	**45-0**	**10**	**27**	**2**	**200**	**100.0**	**110**

DATE	W-L	LAC-MIA	SITE
11/5/88	W	111-91	Miami
12/14/88	L	88-89	Los Angeles
2/24/89	L	91-111	Miami
3/15/89	L	103-109	Los Angeles
2/2/90	L	91-126	Miami
3/14/90	L	* 108-113	Los Angeles
12/30/90	L	97-112	Los Angeles
3/5/91	L	113-116	Miami
2/28/92	W	108-92	Los Angeles
3/3/92	W	117-116	Miami
3/5/93	L	105-109	Miami
3/18/93	L	117-133	Los Angeles
1/8/94	L	90-109	Los Angeles
1/18/94	W	126-124	Miami
12/29/94	L	83-126	Miami
3/17/95	L	98-120	Los Angeles
12/14/95	W	89-84	Los Angeles
12/30/95	L	96-105	Miami
11/27/96	L	82-98	Los Angeles
4/1/97	L	87-97	Miami
11/19/97	L	113-122	Miami
2/19/98	L	80-89	Los Angeles(A)
12/6/99	L	91-99	Los Angeles
2/15/00	L	88-107	Miami
12/13/00	L	* 88-94	Los Angeles
2/13/01	L	* 99-101	Miami
12/4/01	W	87-83	Los Angeles
2/20/02	W	81-71	Miami
11/12/02	W	101-82	Miami
12/4/02	W	89-80	Los Angeles
1/16/04	L	85-87	Los Angeles
1/30/04	L	88-97	Miami
1/14/05	W	** 114-112	Los Angeles
2/16/05	L	95-113	Miami
12/5/05	W	99-89	Los Angeles
1/30/06	L	114-118	Miami
12/5/06	W	101-97	Los Angeles
1/3/07	W	110-95	Miami
12/9/07	L	94-100	Los Angeles
3/10/08	W	99-98	Miami
11/29/08	W	97-96	Los Angeles
2/2/09	L	95-119	Miami
1/10/10	W	94-84	Los Angeles
3/10/10	L	97-108	Miami
1/12/11	W	111-105	Los Angeles
2/6/11	L	79-97	Miami
1/11/12	W	*95-89	Los Angeles
11/14/12	W	107-100	Los Angeles
2/8/13	L	89-111	Miami
11/7/13	L	97-102	Miami
2/5/14	L	112-116	Los Angeles
11/20/14	W	110-93	Miami
1/11/15	L	90-104	Los Angeles

** Indicates overtime (1-3)*
** Indicates double overtime (1-0)*
(A) Indicates game played at Arrowhead Pond of Anaheim

2014-15 CLIPPERS VS. HEAT

2014-2015 SEASON SERIES (1-1)

PLAYER	G-GS	MIN	FG-FGA	PCT	3FG-FGA	PCT	FT-FTA	PCT	- REBOUNDS - OFF	DEF	TOT	AST	PF-DQ	STL	TO	BLK	PTS	AVG	HI
Griffin	2-2	69	22-37	.595	2-5	.400	6-10	.600	5	8	13	7	7-0	3	2	0	52	26.0	26
Paul	2-2	69	17-30	.567	6-13	.462	9-10	.900	0	5	5	21	4-0	1	3	0	49	24.5	26
Redick	2-2	58	11-21	.524	6-12	.500	0-0	—	1	3	4	3	5-0	1	3	0	28	14.0	14
Barnes	2-2	57	6-10	.600	3-4	.750	2-2	1.000	2	1	3	1	6-0	1	2	1	17	8.5	9
Jordan	2-2	64	8-9	.889	0-0	—	0-4	.000	1	16	17	1	6-0	1	2	1	16	8.0	12
Hawes	2-0	38	4-11	.364	1-5	.200	1-2	.500	0	6	6	3	6-0	0	0	0	10	5.0	6
Crawford	2-0	47	2-15	.133	1-7	.143	4-5	.800	0	5	5	10	3-0	2	6	0	9	4.5	5
Farmar	2-0	27	3-7	.429	2-6	.333	0-0	—	1	4	5	2	3-0	1	5	0	8	4.0	5
Davis	2-0	18	2-4	.500	0-0	—	2-2	1.000	0	2	2	0	3-0	0	1	0	6	3.0	4
Turkoglu	1-0	15	1-1	1.000	1-1	1.000	0-0	—	0	1	1	0	1-0	0	0	0	3	3.0	3
Cunningham	1-0	4	1-5	.200	0-2	.000	0-0	—	0	0	0	0	1-0	0	1	0	2	2.0	2
Bullock	2-0	11	0-2	.000	0-2	.000	0-0	—	0	1	1	0	0-0	0	1	0	0	0.0	0
Douglas-Roberts	1-0	1	0-0	—	0-0	—	0-0	—	0	0	0	0	0-0	0	0	0	0	0.0	0
Udoh	1-0	1	0-0	—	0-0	—	0-0	—	0	0	0	0	0-0	0	0	0	0	0.0	0
CLIPPERS	**2**	**480**	**77-152**	**.507**	**22-57**	**.386**	**24-35**	**.686**	**10**	**52**	**62**	**48**	**45-0**	**10**	**27**	**2**	**200**	**100.0**	**110**
HEAT	**2**	**480**	**69-148**	**.466**	**12-47**	**.255**	**47-55**	**.855**	**21**	**55**	**76**	**39**	**35-0**	**18**	**26**	**8**	**197**	**98.5**	**104**

MILWAUKEE BUCKS

JASON KIDD

Record:
85-79 (.518)
w/ Bucks:
41-41 (.500)

1001 N. Fourth Street
Milwaukee, WI 53203
Phone: (414) 227-0500
www.bucks.com

Owners	Wes Edens, Marc Lasry & Jamie Dinan
General Manager	John Hammond
Head Coach	Jason Kidd
Assistant Coaches	Joe Prunty, Eric Hughes, Greg Foster, Sean Sweeney, Josh Oppenheimer
Director of Performance	Troy Flanagan
Director of Medical Services/Head Therapist	Michael Snelling
Assistant Athletic Trainer	Nixon Dorvilien
Head Strength & Conditioning Coach	Suki Hobson
Senior Strength Coach	Michael Davie
Equipment Manager	Jay Namoc
Video Coordinator	Josh Broghamer
Vice President of Public Relations	**Dan Smyczek**
Director of Communications	**Mark Rosenberg**
Public Relations Coordinator	**Kristen Deahl**
Team colors	Good Land Green, Cream City Cream, Great Lakes Blue, Bucks Black
Arena	BMO Harris Bradley Center (18,717), 1988
Radio	620 WTMJ - Ted Davis, Dennis Krause
Television	FOX Sports Wisconsin - Jim Paschke, Gus Johnson, Marques Johnson, Jon McGlocklin

SERIES HISTORY

All-Time: 47-62 (Home: 32-23, Road: 15-39)
2014-15: 1-1
Current Overall Streak: Won 1
Home Streak: Won 7
Last Win: December 20, 2014 (106-102)
Last Loss: December 4, 2007 (78-87)
Road streak: Lost 1
Last Win: January 27, 2014 (114-86)
Last Loss: December 13, 2014 (106-111)
Largest Margin of Victory:
Home: 36 (145-109), February 19, 1974
Road: 28 (114-86), January 27, 2014
Largest Margin of Defeat:
Home: 32 (103-135), February 16, 1971
Road: 34 (2) (85-119), December 20, 2008

BUCKS 2014-15 REVIEW

Record: 41-41 (.500), 3rd place, Central Division
Team Leaders:
Points: Middleton (1,055)
Rebounds: Antetokounmpo (542)
Assists: Knight (281)
vs. Clippers:

12/13/14	LAC	106	at	**MIL**	**111**
12/20/14	MIL	102	at	**LAC**	**106**

2015 Playoffs:
1st Round vs. Chicago (2-4)
2015 Draft Choices:
Rashad Vaughn (17), Norman Powell (46)

ABOUT THE BUCKS

All-time record:
1,950-1,856 (.512)
Franchise Locations:
Milwaukee Bucks (1968 to present)

2014-15 BUCKS VS. CLIPPERS

2014-2015 SEASON SERIES (1-1)

PLAYER	G-GS	MIN	FG-FGA	PCT	3FG-FGA	PCT	FT-FTA	PCT	- REBOUNDS - OFF	DEF	TOT	AST	PF-DQ	STL	TO	BLK	PTS	AVG	HI
Antetokounmpo	2-2	69	16-23	.696	0-1	.000	6-8	.750	1	13	14	9	4-0	4	7	1	38	19.0	20
Knight	2-2	58	9-24	.375	5-11	.455	7-9	.778	1	8	9	10	4-0	0	5	0	30	15.0	22
Bayless	2-0	55	10-18	.556	3-4	.750	4-4	1.000	1	10	11	4	7-0	0	2	0	27	13.5	16
Middleton	2-0	46	11-18	.611	3-7	.429	1-1	1.000	1	9	10	3	4-0	1	0	0	26	13.0	14
Sanders	2-2	54	12-15	.800	0-0	—	1-4	.250	6	10	16	4	9-0	1	0	3	25	12.5	15
Parker	1-1	36	6-11	.545	0-0	—	0-0	—	1	4	5	1	4-0	0	4	0	12	12.0	12
Dudley	2-0	47	8-15	.533	2-5	.400	0-0	—	2	6	8	5	2-0	2	3	0	18	9.0	16
Marshall	2-0	35	6-10	.600	2-4	.500	1-2	.500	0	1	1	9	2-0	1	4	0	15	7.5	10
Mayo	2-2	34	4-11	.364	0-3	.000	1-3	.333	0	1	1	4	6-0	0	4	0	9	4.5	6
Pachulia	2-0	40	2-9	.222	0-0	—	5-8	.625	3	7	10	5	1-0	0	4	1	9	4.5	5
O'Bryant	1-1	6	2-3	.667	0-0	—	0-0	—	0	0	0	0	2-0	0	0	0	4	4.0	4
Plumlee (TOT)	3-2	56	6-13	.462	0-0	—	0-0	—	3	13	16	2	4-0	3	3	2	12	4.0	8
BUCKS	**2**	**480**	**86-157**	**.548**	**15-35**	**.429**	**26-39**	**.667**	**16**	**69**	**85**	**54**	**45-0**	**9**	**36**	**5**	**213**	**106.5**	**111**
CLIPPERS	**2**	**480**	**76-172**	**.442**	**26-55**	**.473**	**34-46**	**.739**	**21**	**55**	**76**	**53**	**42-1**	**18**	**25**	**7**	**212**	**106.0**	**106**

MILWAUKEE BUCKS

DATE	W-L	LAC-MIL	SITE
11/14/70	L	107-116	Buffalo
12/20/70	L	101-131	Milwaukee
2/16/71	L	103-135	Buffalo
3/4/71	L	113-116	Milwaukee
10/22/71	L	105-124	Milwaukee
11/13/71	L	106-127	Buffalo
12/15/71	L	108-122	Milwaukee(M)
2/8/72	L	108-126	Buffalo
10/21/72	L	63-91	Buffalo
10/25/72	L	92-109	Milwaukee
1/6/73	L	96-110	Milwaukee
2/2/73	L	108-114	Buffalo
10/24/73	L	113-130	Milwaukee
11/27/73	L	110-115	Buffalo
1/23/74	L	88-114	Milwaukee(M)
2/19/74	W	145-109	Buffalo
12/3/74	L	101-110	Buffalo
12/30/74	L	91-106	Milwaukee
3/1/75	L	100-104	Milwaukee
3/8/75	W	110-95	Buffalo
11/14/75	W	112-98	Milwaukee
12/30/75	W	118-106	Buffalo
2/6/76	W	109-104	Buffalo
3/26/76	L	92-123	Milwaukee
10/21/76	W	133-112	Milwaukee
1/6/77	L	111-119	Milwaukee
1/26/77	W	114-109	Buffalo
4/2/77	W	94-93	Buffalo
12/18/77	L	100-111	Milwaukee
12/27/77	L	105-108	Buffalo
2/8/78	L	103-104	Milwaukee
3/17/78	W	136-107	Buffalo
10/25/78	W	125-116	San Diego
12/10/78	W	107-106	Milwaukee
1/6/79	L	93-104	Milwaukee
1/30/79	W	117-113	San Diego
10/25/79	L	115-118	San Diego
11/10/79	L	104-133	Milwaukee
11/18/79	W	112-96	San Diego
1/9/80	W	111-107	Milwaukee
2/26/80	L	88-122	Milwaukee
3/2/80	L	98-101	San Diego
1/4/81	L	95-128	Milwaukee
1/24/81	L	117-121	San Diego
11/7/81	L	102-105	Milwaukee
3/27/82	L	99-128	San Diego
11/5/82	L	99-130	Milwaukee
1/25/83	L	102-115	San Diego
11/17/83	W	141-122	San Diego
2/12/84	L	* 100-107	Milwaukee
11/15/84	L	90-103	Los Angeles
1/3/85	L	87-111	Milwaukee
11/23/85	W	116-112	Los Angeles
2/25/86	L	99-114	Milwaukee
1/26/87	L	94-114	Los Angeles
3/4/87	L	100-110	Milwaukee
1/5/88	L	82-98	Milwaukee
1/29/88	L	88-97	Los Angeles
1/4/89	L	102-110	Milwaukee
1/28/89	L	84-105	Los Angeles
11/29/89	L	103-117	Los Angeles
1/12/90	W	95-94	Milwaukee
12/15/90	L	92-98	Milwaukee
1/26/91	W	99-98	Los Angeles
3/28/92	W	103-95	Los Angeles
4/5/92	W	97-96	Milwaukee
1/10/93	W	104-99	Milwaukee
3/24/93	W	116-105	Los Angeles
12/8/93	W	100-97	Milwaukee
12/20/93	L	92-105	Los Angeles
12/7/94	W	* 96-94	Los Angeles
3/23/95	L	93-104	Milwaukee
12/7/95	L	103-112	Milwaukee
3/26/96	W	103-97	Los Angeles
11/17/96	W	102-94	Los Angeles
2/23/97	W	99-86	Milwaukee
11/13/97	L	94-102	Los Angeles
1/12/98	L	95-110	Milwaukee
11/16/99	L	93-101	Milwaukee
3/30/00	L	85-104	Los Angeles
1/16/01	L	91-112	Milwaukee
4/6/01	W	* 113-110	Los Angeles
1/5/02	W	86-83	Los Angeles
3/6/02	L	86-92	Milwaukee
2/19/03	W	110-104	Los Angeles
4/9/03	L	92-112	Milwaukee
12/17/03	W	93-83	Los Angeles
2/21/04	W	105-103	Milwaukee
2/4/05	L	90-92	Milwaukee
3/23/05	W	116-108	Los Angeles
11/15/05	W	109-85	Los Angeles
3/11/06	W	106-98	Milwaukee
1/23/07	W	115-96	Los Angeles
3/21/07	W	104-103	Milwaukee
12/4/07	L	78-87	Los Angeles
2/11/08	W	96-89	Milwaukee
12/20/08	L	85-119	Milwaukee
1/17/09	W	101-92	Los Angeles
3/17/10	W	101-93	Los Angeles
3/30/10	L	89-107	Milwaukee
1/31/11	W	105-98	Los Angeles
2/14/11	L	78-102	Milwaukee
1/7/12	W	92-86	Los Angeles
12/15/12	W	111-85	Milwaukee
3/6/13	W	117-101	Los Angeles
1/27/14	W	114-86	Milwaukee
3/24/14	W	106-98	Los Angeles
12/13/14	L	106-111	Milwaukee
12/20/14	W	106-102	Los Angeles

** Indicates overtime (2-1)*
(M) Indicates game played in Madison

2014-15 CLIPPERS VS. BUCKS

2014-2015 SEASON SERIES (1-1)

PLAYER	G-GS	MIN	FG-FGA	PCT	3FG-FGA	PCT	FT-FTA	PCT	- REBOUNDS - OFF	DEF	TOT	AST	PF-DQ	STL	TO	BLK	PTS	AVG	HI
Redick	2-2	69	15-29	.517	10-15	.667	8-8	1.000	1	7	8	5	5-0	2	3	0	48	24.0	25
Paul	2-2	72	11-31	.355	4-10	.400	11-12	.917	3	5	8	16	9-1	3	8	1	37	18.5	27
Crawford	2-0	53	11-31	.355	5-15	.333	7-10	.700	0	2	2	5	4-0	2	3	1	34	17.0	17
Griffin	2-2	73	14-29	.483	0-0	—	6-9	.667	6	6	12	17	5-0	3	5	0	34	17.0	24
Barnes	2-2	58	10-21	.476	6-11	.545	0-0	—	1	5	6	4	3-0	2	2	1	26	13.0	26
Jordan	2-2	73	7-14	.500	0-0	—	2-7	.286	10	21	31	1	7-0	3	1	4	16	8.0	9
Farmar	2-0	24	3-7	.429	1-4	.250	0-0	—	0	0	0	2	5-0	0	1	0	7	3.5	5
Davis	2-0	19	3-6	.500	0-0	—	0-0	—	0	5	5	1	0-0	3	0	0	6	3.0	4
Bullock	1-0	14	1-1	1.000	0-0	—	0-0	—	0	0	0	1	0-0	0	0	0	2	2.0	2
Turkoglu	2-0	18	1-2	.500	0-0	—	0-0	—	0	3	3	1	2-0	0	1	0	2	1.0	2
Douglas-Roberts	1-0	6	0-1	.000	0-0	—	0-0	—	0	1	1	0	2-0	0	0	0	0	0.0	0
CLIPPERS	**2**	**480**	**76-172**	**.442**	**26-55**	**.473**	**34-46**	**.739**	**21**	**55**	**76**	**53**	**42-1**	**18**	**25**	**7**	**212**	**106.0**	**106**
BUCKS	**2**	**480**	**86-157**	**.548**	**15-35**	**.429**	**26-39**	**.667**	**16**	**69**	**85**	**54**	**45-0**	**9**	**36**	**5**	**213**	**106.5**	**111**

LA CLIPPERS

MINNESOTA TIMBERWOLVES

FLIP SAUNDERS

Record:
654-592 (.525)
w/ Timberwolves:
427-392 (.521)

600 First Avenue North
Minneapolis, MN 55403
Phone: (612) 673-1600
www.timberwolves.com

Owner	Glen Taylor
Chief Executive Officer	Rob Moor
President	Chris Wright
President of Basketball Operations/Head Coach	Flip Saunders
General Manager	Milt Newton
Assistant Coaches	Sam Mitchell, Sid Lowe, Ryan Saunders, David Adelman
Director of Player Personnel/Game Preparation	R.J. Adelman
Vice President of Basketball Operations	Rob Babcock
Manager of Team Services	Kaayla Chones
Director of Medical Operations/Head Athletic Trainer	Gregg Farnam
Director of Athletic Therapy	Mark Kyger
Director of Sports Performance	Koichi Sato
Assistant Athletic Trainer and Assistant of Sports Performance	Dave Crewe
Vice President of Communications	**Brad Ruiter**
Public Relations Manager	**Aaron Seehusen**
Communications Manager	**Dan Bell**
Public Relations Coordinator	**Alex King**
Corporate Communications Manager	**Kylie Crull**
Team Colors	Yellow, Red, Green, Blue, Silver and Black
Home Court	Target Center (19,356), 1990
Radio	WCCO (AM 830)- Alan Horton
Television	Fox Sports North (Cable) - Dave Benz, Jim Petersen

SERIES HISTORY

All-Time: 53-48 (Home: 32-19, Road: 21-29)
2014-15: 3-0
Current Overall Streak: Won 12
Home Streak: Won 6
Last Win: March 9, 2015 (89-76)
Last Loss: February 28, 2012 (97-109)
Road Streak: Won 6
Last Win: March 2, 2015 (110-105)
Last Loss: March 5, 2012 (94-95)
Largest Margin of Victory:
Home: 25 (102-77), December 2, 1990
Road: 25 (120-95), December 16, 2009
Largest Margin of Defeat:
Home: 31 (64-95), January 15, 2003
Road: 27 (86-113), December 17, 2004

TIMBERWOLVES 2014-15 REVIEW

Record: 16-66 (.195), 5th place, Northwest Division
Team Leaders:
Points: Wiggins (1,387)
Rebounds: Dieng (609)
Assists: LaVine (276)
vs. Clippers:

12/1/14	MIN	101	at	**LAC**	**127**
3/2/15	**LAC**	**110**	at	MIN	105
3/9/15	MIN	76	at	**LAC**	**89**

2015 Playoffs: None
2015 Draft Choices:
Karl-Anthony Towns (1), Cedi Osman (31), Rakeem Christmas (36)

ABOUT THE TIMBERWOLVES

All-time record: 818-1,266 (.393)
Franchise Locations:
Minnesota Timberwolves (1989 to present)

2014-15 TIMBERWOLVES VS. CLIPPERS

2014-2015 SEASON SERIES (0-3)

PLAYER	G-GS	MIN	FG-FGA	PCT	3FG-FGA	PCT	FT-FTA	PCT	- REBOUNDS - OFF	DEF	TOT	AST	PF-DQ	STL	TO	BLK	PTS	AVG	HI
Muhammad	1-0	27	6-11	.545	0-1	.000	6-7	.857	1	9	10	4	2-0	0	1	0	18	18.0	18
Wiggins	3-3	100	14-41	.341	0-2	.000	15-21	.714	2	7	9	6	7-0	3	7	1	43	14.3	18
Payne (TOT)	2-1	60	11-21	.524	0-0	---	6-7	.857	8	12	20	3	8-0	2	4	1	28	14.0	16
Payne (MIN)	2-1	60	11-21	.524	0-0	---	6-7	.857	8	12	20	3	8-0	2	4	1	28	14.0	16
Hummel	1-0	11	6-8	.750	0-1	.000	1-2	.500	1	1	2	0	2-0	1	0	0	13	13.0	13
Neal (TOT)	3-1	76	12-34	.353	2-9	.222	10-12	.833	0	14	14	7	4-0	2	1	0	36	12.0	19
Neal (MIN)	2-1	62	10-27	.370	2-7	.286	6-7	.857	0	13	13	7	4-0	2	1	0	28	14.0	19
Pekovic	1-1	24	5-12	.417	0-0	---	2-4	.500	4	6	10	0	4-0	1	2	0	12	12.0	12
Martin	1-1	29	2-8	.250	1-1	1.000	5-6	.833	0	0	0	2	1-0	1	0	0	10	10.0	10
Rubio	2-2	74	6-19	.316	1-5	.200	7-10	.700	1	13	14	23	2-0	4	5	0	20	10.0	18
Brewer	1-1	15	3-9	.333	1-4	.250	2-2	1.000	0	0	0	1	2-0	0	2	0	9	9.0	9
Garnett (TOT)	2-2	38	9-17	.529	0-0	---	0-1	.000	3	11	14	1	8-0	1	2	1	18	9.0	12
Garnett (MIN)	1-1	22	6-10	.600	0-0	---	0-0	---	0	3	3	0	4-0	1	0	1	12	12.0	12
LaVine	3-0	60	10-25	.400	2-7	.286	5-6	.833	0	6	6	8	7-0	1	8	0	27	9.0	14
Young	1-1	21	4-9	.444	0-1	.000	0-2	.000	0	2	2	0	4-0	1	0	1	8	8.0	8
Dieng	3-2	86	10-21	.476	0-0	---	3-3	1.000	7	18	25	6	11-0	2	2	3	23	7.7	10
Adrien	1-0	13	2-3	.667	0-0	---	3-4	.750	1	5	6	2	2-0	1	1	2	7	7.0	7
Williams	1-1	24	1-4	.250	1-1	1.000	4-5	.800	0	2	2	7	3-0	2	2	0	7	7.0	7
Bennett	1-0	30	2-6	.333	0-0	---	2-4	.500	0	2	2	1	1-0	1	1	0	6	6.0	6
Brown	1-0	3	1-1	1.000	0-0	---	0-2	.000	0	1	1	1	0-0	1	0	0	2	2.0	2
Hamilton (TOT)	2-0	13	2-3	.667	0-1	.000	0-0	---	1	1	2	0	2-0	2	0	0	4	2.0	4
Hamilton (MIN)	1-0	9	2-3	.667	0-1	.000	0-0	---	1	0	1	0	2-0	1	0	0	4	4.0	4
Budinger	3-0	44	1-8	.125	0-4	.000	3-4	.750	0	3	3	5	2-0	2	0	0	5	1.7	2
Robinson	1-0	6	0-1	.000	0-0	---	0-0	---	0	0	0	0	0-0	0	0	0	0	0.0	0
TIMBERWOLVES	**3**	**720**	**102-247**	**.413**	**8-35**	**.229**	**70-96**	**.729**	**26**	**103**	**129**	**76**	**68-0**	**27**	**38**	**9**	**282**	**94.0**	**105**
CLIPPERS	**3**	**720**	**120-251**	**.478**	**38-98**	**.388**	**48-70**	**.686**	**27**	**108**	**135**	**87**	**75-1**	**23**	**43**	**12**	**326**	**108.7**	**127**

MINNESOTA TIMBERWOLVES

DATE	W-L	LAC-MIN	SITE	DATE	W-L	LAC-MIN	SITE	DATE	W-L	LAC-MIN	SITE
1/2/90	W	87-79	Minnesota	4/13/98	L	88-107	Los Angeles	1/27/07	L	87-101	Los Angeles
1/20/90	W	97-95	Los Angeles	2/14/99	L	73-95	Los Angeles	12/31/07	W	91-82	Los Angeles
3/8/90	L	94-111	Minnesota	3/21/99	W	100-85	Minnesota	2/1/08	L	83-104	Minnesota
3/26/90	W	* 101-96	Los Angeles	4/8/99	W	99-91	Los Angeles	3/8/08	L	96-99	Los Angeles
12/2/90	W	102-77	Los Angeles	5/1/99	L	93-103	Minnesota	3/17/08	L	90-99	Minnesota
12/11/90	L	95-101	Minnesota	11/17/99	W	89-85	Minnesota	12/6/08	W	107-84	Minnesota
2/15/91	W	124-107	Los Angeles	1/21/00	L	89-95	Los Angeles	1/19/09	L	86-94	Los Angeles
3/2/91	W	104-102	Minnesota	2/24/00	L	91-116	Minnesota	4/7/09	L	77-87	Los Angeles
12/7/91	W	101-87	Minnesota	4/6/00	L	90-112	Los Angeles	11/2/09	W	93-90	Los Angeles
12/21/91	W	100-87	Los Angeles	12/9/00	L	73-85	Minnesota	11/23/09	W	91-87	Los Angeles
4/7/92	W	115-108	Minnesota	12/20/00	W	103-96	Los Angeles	12/16/09	W	120-95	Minnesota
4/16/92	W	96-93	Los Angeles	1/12/01	L	89-95	Minnesota	1/29/10	L	97-111	Minnesota
12/18/92	W	103-95	Los Angeles	4/13/01	W	111-105	Los Angeles	11/17/10	L	111-113	Minnesota
1/18/93	W	94-93	Minnesota	11/28/01	W	94-75	Los Angeles	12/20/10	W	113-90	Los Angeles
3/12/93	W	117-93	Los Angeles	1/15/02	L	83-97	Minnesota	1/19/11	W	126-111	Los Angeles
3/14/93	W	124-107	Minnesota	3/11/02	W	108-99	Minnesota	2/16/11	W	98-90	Minnesota
12/10/93	L	108-109	Minnesota	4/13/02	L	98-101	Los Angeles	1/20/12	L	98-101	Los Angeles
12/17/93	L	90-105	Los Angeles	12/7/02	W	104-88	Los Angeles	2/28/12	L	97-109	Los Angeles
1/29/94	W	103-93	Los Angeles	1/15/03	L	64-95	Los Angeles	3/5/12	L	94-95	Minnesota
4/6/94	L	100-110	Minnesota	1/24/03	L	85-88	Minnesota	4/12/12	W	95-82	Minnesota
12/3/94	L	95-103	Los Angeles	4/11/03	L	90-106	Minnesota	11/28/12	W	101-95	Los Angeles
12/26/94	L	81-82	Minnesota	11/22/03	L	91-103	Minnesota	1/17/13	W	90-77	Minnesota
3/6/95	W	101-88	Los Angeles	12/7/03	L	94-96	Los Angeles	1/30/13	W	96-90	Minnesota
3/19/95	L	93-96	Minnesota	2/10/04	L	84-96	Minnesota	4/10/13	W	111-95	Los Angeles
12/8/95	L	94-112	Minnesota	3/27/04	L	82-98	Los Angeles	11/11/13	W	109-107	Los Angeles
1/11/96	W	109-89	Los Angeles	12/4/04	L	* 100-107	Los Angeles	11/20/13	W	102-98	Minnesota
3/20/96	W	110-96	Los Angeles	12/17/04	L	86-113	Minnesota	12/22/13	W	120-116*	Los Angeles
3/31/96	W	110-107	Minnesota	2/24/05	W	92-86	Los Angeles	3/31/14	W	114-104	Minnesota
11/10/96	W	81-70	Los Angeles	3/27/05	L	85-89	Minnesota	12/1/14	W	127-101	Los Angeles
11/23/96	L	96-98	Minnesota	11/5/05	W	* 100-99	Los Angeles	3/2/15	W	110-105	Minnesota
1/11/97	L	93-95	Minnesota	11/7/05	L	78-93	Minnesota	3/9/15	W	89-76	Los Angeles
4/10/97	L	96-108	Los Angeles	11/29/05	W	93-84	Minnesota				
12/20/97	L	91-92	Minnesota	3/13/06	W	95-87	Los Angeles				
1/19/98	L	109-117	Minnesota	11/25/06	L	96-104	Minnesota				
3/27/98	L	98-100	Los Angeles	1/10/07	W	92-91	Minnesota				

** Indicates overtime (3-1)*

2014-15 CLIPPERS VS. TIMBERWOLVES

2014-2015 SEASON SERIES (3-0)

PLAYER	G-GS	MIN	FG-FGA	PCT	3FG-FGA	PCT	FT-FTA	PCT	- REBOUNDS - OFF	DEF	TOT	AST	PF-DQ	STL	TO	BLK	PTS	AVG	HI
Griffin	1-1	25	8-14	.571	0-0	---	7-8	.875	1	7	8	3	2-0	0	1	1	23	23.0	23
Redick	3-3	105	24-45	.533	11-21	.524	8-9	.889	2	9	11	3	5-0	0	5	0	67	22.3	26
Jordan	3-3	103	19-23	.826	0-1	.000	5-14	.357	12	36	48	6	7-0	3	12	6	43	14.3	20
Rivers (TOT)	3-0	72	18-26	.692	4-8	.500	3-5	.600	2	6	8	13	10-0	5	3	1	43	14.3	17
Rivers (LAC)	2-0	47	10-17	.588	3-7	.429	3-5	.600	2	3	5	10	5-0	3	0	0	26	13.0	13
Paul	3-3	91	16-33	.485	2-7	.286	6-6	1.000	1	10	11	37	6-0	5	7	0	40	13.3	26
Barnes	2-2	54	8-19	.421	5-13	.385	0-0	---	1	6	7	3	6-0	3	3	0	21	10.5	13
Farmar	1-0	23	3-7	.429	3-6	.500	0-0	---	1	4	5	7	1-0	2	3	0	9	9.0	9
Hawes	3-2	66	10-27	.370	7-17	.412	0-2	.000	0	10	10	6	13-0	1	1	3	27	9.0	14
Cunningham	1-0	12	2-4	.500	1-3	.333	3-4	.750	1	1	2	2	2-0	1	0	0	8	8.0	8
Davis	3-0	61	6-13	.462	0-0	---	11-16	.688	3	8	11	5	12-1	3	3	2	23	7.7	12
Crawford	2-0	26	5-14	.357	1-6	.167	2-2	1.000	0	2	2	1	3-0	0	1	0	13	6.5	9
Robinson (TOT)	3-0	48	6-19	.316	3-10	.300	1-2	.500	2	5	7	8	4-0	0	2	0	16	5.3	12
Robinson (LAC)	1-0	17	1-9	.111	1-4	.250	1-2	.500	2	3	5	1	1-0	0	1	0	4	4.0	4
Bullock	1-0	14	2-5	.400	1-3	.333	0-0	---	0	1	1	0	1-0	0	1	0	5	5.0	5
Hamilton (TOT)	2-1	29	4-10	.400	2-6	.333	0-0	---	0	3	3	1	4-0	0	0	0	10	5.0	10
Hamilton (LAC)	2-1	29	4-10	.400	2-6	.333	0-0	---	0	3	3	1	4-0	0	0	0	10	5.0	10
Jones	2-0	2	0-0	---	0-0	---	2-2	1.000	0	1	1	0	1-0	0	0	0	2	1.0	2
Turkoglu	3-0	30	1-8	.125	1-4	.250	0-0	---	1	3	4	1	2-0	2	0	0	3	1.0	3
Udoh	2-0	10	1-2	.500	0-0	---	0-0	---	0	1	1	1	4-0	0	1	0	2	1.0	2
Wilcox	2-0	3	0-1	.000	0-0	---	0-0	---	0	0	0	0	0-0	0	1	0	0	0.0	0
CLIPPERS	**3**	**720**	**120-251**	**.478**	**38-98**	**.388**	**48-70**	**.686**	**27**	**108**	**135**	**87**	**75-1**	**23**	**43**	**12**	**326**	**108.7**	**127**
TIMBERWOLVES	**3**	**720**	**102-247**	**.413**	**8-35**	**.229**	**70-96**	**.729**	**26**	**103**	**129**	**76**	**68-0**	**27**	**38**	**9**	**282**	**94.0**	**105**

NEW ORLEANS PELICANS

ALVIN GENTRY
Record:
335-370 (.475)
w/ Pelicans:
0-0 (.000)

5800 Airline Drive
Metairie, LA 70003
Phone: (504) 593-4700
www.pelicans.com

Owner/Chairman of the Board	Tom Benson
Executive Officer	Gayle Benson
President	Dennis Lauscha
Executive Vice President	Mickey Loomis
General Manager	Dell Demps
Head Coach	Alvin Gentry
Assistant Coaches	Darren Erman, Phil Weber, Robert Pack, Fred Vinson, Kevin Hanson
Head Strength & Conditioning Coach	Jason Sumerlin
Head Athletic Trainer	Duane Brooks
Sr. VP of Communications/Broadcasting	**Greg Bensel**
Dir. of Basketball Communications	**Matt Ryan**
Basketball Communications Manager	**Will McClaran**
Basketball Communications Coordinator	**Chris Trahant**
Corporate Communications Manager	**Lindsey Mitchell**
Home Court	Smoothie King Center (16,867), 1999
Team Colors	Blue, Gold and Red
Radio	WRNO (99.5 FM) Sean Kelley (Play-by-Play), John DeShazier (Color)
Cable TV	Fox Sports New Orleans Joel Meyers (Play-by-Play), David Wesley (Color), Jen Hale (Sideline Reporter)

SERIES HISTORY

All-Time: 19-24 (Home: 13-9, Road: 4-15)
2014-15: 2-1
Current Overall Streak: Won 1
Home Streak: Won 5
Last Win: March 22, 2015 (107-100)
Last Loss: November 26, 2012 (95-105)
Road Streak: Lost 2
Last Win: February 24, 2014 (123-110)
Last Loss: Jannaury 30, 2015 (103-108)
Largest Margin of Victory:
Home: 32 (108-76), March 1, 2014
Road: 14 (105-91), March 27, 2013
Largest Margin of Defeat:
Home: 32 (83-115), December 5, 1994
Road: 34 (96-130), November 15, 1997

PELICANS 2014-15 REVIEW

Record: 45-37 (.549), 5th place, Southwest Division
Team Leaders:
Points: Davis (1,656)
Rebounds: Asik (748)
Assists: Evans (521)
vs. Clippers:

12/6/14	NOP	100	at	**LAC**	**120**
1/30/15	LAC	103	at	**NOP**	**108**
3/22/15	NOP	100	at	**LAC**	**107**

2015 Playoffs:
1st Round vs. Golden State (0-4)
2015 Draft Choices: Branden Dawson (56)

ABOUT THE PELICANS

All-time record: 498-552 (.474)
Franchise Locations:
New Orleans Hornets (2002-2005, 2007 to 2013)
New Orleans/Oklahoma City Hornets (2005-2007)
New Orleans Pelicans (2013 to present)

2014-15 PELICANS VS. CLIPPERS

2014-2015 SEASON SERIES (1-2)

PLAYER	G-GS	MIN	FG-FGA	PCT	3FG-FGA	PCT	FT-FTA	PCT	- REBOUNDS - OFF	DEF	TOT	AST	PF-DQ	STL	TO	BLK	PTS	AVG	HI
Davis	2-2	72	20-28	.714	0-0	—	12-14	.857	4	11	15	5	7-0	2	2	3	52	26.0	26
Gordon	2-1	76	17-33	.515	10-15	.667	7-7	1.000	0	4	4	12	1-0	2	5	0	51	25.5	28
Anderson	2-1	62	13-31	.419	7-19	.368	7-7	1.000	5	7	12	1	9-0	2	2	0	40	20.0	24
Evans	2-2	62	10-26	.385	2-7	.286	2-4	.500	3	11	14	16	5-0	1	2	0	24	12.0	13
Ajinca	3-1	60	13-24	.542	0-0	—	6-9	.667	11	15	26	0	5-0	1	5	3	32	10.7	17
Pondexter (TOT)	3-1	82	11-26	.423	7-16	.438	2-3	.667	3	6	9	1	7-0	2	2	0	31	10.3	12
Pondexter (NO)	2-1	61	7-18	.389	6-12	.500	0-0	—	1	6	7	1	4-0	2	0	0	20	10.0	12
Rivers	1-0	24	3-8	.375	1-2	.500	1-2	.500	1	5	6	6	1-0	0	1	0	8	8.0	8
Asik	2-2	54	4-9	.444	0-0	—	7-12	.583	7	10	17	4	4-0	1	4	0	15	7.5	10
Holiday	1-1	28	3-7	.429	0-2	.000	1-2	.500	0	3	3	6	0-0	0	3	0	7	7.0	7
Cunningham	3-2	91	9-25	.360	0-1	.000	0-1	.000	3	15	18	3	3-0	2	2	2	18	6.0	8
Babbitt	3-1	35	6-11	.545	5-8	.625	0-0	—	0	4	4	0	4-0	0	1	0	17	5.7	12
Cole (TOT)	3-2	66	6-14	.429	3-6	.500	2-2	1.000	0	8	8	11	6-1	3	8	0	17	5.7	12
Cole (NO)	1-1	26	4-7	.571	2-2	1.000	2-2	1.000	0	3	3	4	6-1	0	6	0	12	12.0	12
Fredette	2-0	18	2-5	.400	0-0	—	5-5	1.000	0	1	1	3	3-0	1	1	0	9	4.5	7
Salmons	1-0	18	1-4	.250	0-1	.000	0-0	—	0	2	2	1	1-0	2	0	0	2	2.0	2
Withey	2-0	17	0-0	—	0-0	—	1-2	.500	0	5	5	2	1-0	0	1	1	1	0.5	1
Mekel (TOT)	1-0	11	0-4	.000	0-1	.000	0-0	—	0	0	0	6	0-0	0	2	0	0	0.0	0
Mekel (NO)	1-0	11	0-4	.000	0-1	.000	0-0	—	0	0	0	6	0-0	0	2	0	0	0.0	0
E. Williams (TOT	1-0	0	0-0	—	0-0	—	0-0	—	0	0	0	0	0-0	0	0	0	0	0.0	0
E. Williams (NO)	1-0	0	0-0	—	0-0	—	0-0	—	0	0	0	0	0-0	0	0	0	0	0.0	0
Wolters (TOT)	1-0	7	0-1	.000	0-0	—	0-0	—	0	0	0	3	0-0	0	0	0	0	0.0	0
Wolters (NO)	1-0	7	0-1	.000	0-0	—	0-0	—	0	0	0	3	0-0	0	0	0	0	0.0	0
PELICANS	**3**	**720**	**112-241**	**.465**	**33-70**	**.471**	**51-67**	**.761**	**35**	**102**	**137**	**73**	**54-1**	**16**	**39**	**9**	**308**	**102.7**	**108**
CLIPPERS	**3**	**720**	**127-261**	**.487**	**31-83**	**.373**	**45-64**	**.703**	**31**	**87**	**118**	**79**	**58-0**	**22**	**22**	**17**	**330**	**110.0**	**120**

DATE	W-L	LAC-NO	SITE
12/9/02	W	94-90	New Orleans
3/3/03	L	108-111	Los Angeles
12/15/03	W	109-80	Los Angeles
2/25/04	L	93-99	New Orleans
12/21/04	W	*100-91	Los Angeles
1/22/05	L	85-88	New Orleans
4/16/05	W	94-89	Los Angeles
4/20/05	W	86-75	New Orleans
12/14/05	L	89-102	Oklahoma City
3/1/06	W	89-67	Los Angeles
3/21/06	L	108-120	New Orleans
11/12/06	W	92-76	Los Angeles
1/8/07	W	100-90	Oklahoma City
4/10/07	L	*100-103	Oklahoma City
4/18/07	L	83-86	Los Angeles
11/24/07	L	89-98	Los Angeles
1/2/08	L	81-95	Los Angeles
1/25/08	L	92-111	New Orleans
4/15/08	L	92-114	New Orleans
11/24/08	L	87-99	Los Angeles
1/9/09	L	80-107	New Orleans
4/1/09	L	98-104	Los Angeles
11/9/09	L	84-112	Los Angeles
11/17/09	L	102-110	New Orleans
1/13/10	L	94-108	New Orleans
3/15/10	L	100-108	Los Angeles
11/9/10	L	82-101	New Orleans
11/22/10	W	99-95	Los Angeles
2/23/11	L	87-98	New Orleans
3/22/12	L	90-97	New Orleans
3/26/12	W	97-85	Los Angeles
4/22/12	W	107-98	Los Angeles
11/26/12	L	98-105	Los Angeles
12/19/12	W	93-77	Los Angeles
3/27/13	W	105-91	New Orleans
4/12/13	W	96-93	New Orleans
12/18/13	W	108-95	Los Angeles
2/24/14	W	123-110	New Orleans
3/1/14	W	108-76	Los Angeles
3/26/14	L	96-98	New Orleans
12/6/14	W	120-100	Los Angeles
1/30/15	L	103-108	New Orleans
3/22/15	W	107-100	Los Angeles

** Indicates overtime (2-3)*

2014-15 CLIPPERS VS. PELICANS

2014-2015 SEASON SERIES (2-1)

PLAYER	G-GS	MIN	FG-FGA	PCT	3FG-FGA	PCT	FT-FTA	PCT	- REBOUNDS - OFF	DEF	TOT	AST	PF-DQ	STL	TO	BLK	PTS	AVG	HI
Griffin	3-3	105	27-50	.540	0-1	.000	18-24	.750	6	10	16	15	10-0	3	1	1	72	24.0	30
Paul	3-3	106	25-52	.481	7-19	.368	8-10	.800	1	20	21	34	5-0	7	5	0	65	21.7	24
Redick	3-3	94	20-43	.465	8-20	.400	5-5	1.000	0	1	1	9	7-0	3	2	1	53	17.7	21
Crawford	2-0	53	12-27	.444	3-10	.300	8-9	.889	0	1	1	4	3-0	2	0	0	35	17.5	20
Barnes	3-3	98	12-24	.500	8-16	.500	0-0	—	3	7	10	3	10-0	1	3	2	32	10.7	14
Jordan	3-3	106	15-18	.833	0-0	—	2-10	.200	19	30	49	3	9-0	1	5	11	32	10.7	12
Rivers (TOT)	2-0	33	5-14	.357	0-5	.000	2-2	1.000	0	2	2	1	5-0	0	0	1	12	6.0	10
Rivers (LAC)	2-0	33	5-14	.357	0-5	.000	2-2	1.000	0	2	2	1	5-0	0	0	1	12	6.0	10
Robinson (TOT)	2-0	30	4-12	.333	2-6	.333	0-0	—	2	4	6	7	4-0	3	2	1	10	5.0	7
Robinson (LAC)	1-0	10	3-6	.500	1-2	.500	0-0	—	1	2	3	3	0-0	3	1	0	7	7.0	7
Turkoglu	3-0	29	3-7	.429	3-6	.500	0-0	—	0	2	2	1	2-0	2	2	0	9	3.0	3
Wilcox	1-0	3	1-1	1.000	1-1	1.000	0-0	—	0	0	0	0	0-0	0	0	0	3	3.0	3
Davis	3-0	26	3-10	.300	0-0	—	2-4	.500	1	5	6	3	1-0	0	1	0	8	2.7	5
Hawes	3-0	44	1-5	.200	0-3	.000	0-0	—	0	6	6	2	6-0	0	2	0	2	0.7	2
Cunningham	1-0	9	0-3	.000	0-0	—	0-0	—	0	0	0	1	0-0	0	0	0	0	0.0	0
Jones	2-0	0	0-0	—	0-0	—	0-0	—	0	0	0	0	0-0	0	0	0	0	0.0	0
Udoh	1-0	3	0-1	.000	0-0	—	0-0	—	0	1	1	0	0-0	0	0	1	0	0.0	0
CLIPPERS	**3**	**720**	**127-261**	**.487**	**31-83**	**.373**	**45-64**	**.703**	**31**	**87**	**118**	**79**	**58-0**	**22**	**22**	**17**	**330**	**110.0**	**120**
HORNETS	**3**	**720**	**112-241**	**.465**	**33-70**	**.471**	**51-67**	**.761**	**35**	**102**	**137**	**73**	**54-1**	**16**	**39**	**9**	**308**	**102.7**	**108**

NEW YORK KNICKS

DEREK FISHER

Record:
17-65 (.207)
w/ Knicks:
17-65 (.207)

Two Pennsylvania Plaza
New York, NY 10121
Phone: (212) 465-6471
www.nyknicks.com

Exec. Chairman, The Madison Square Garden Company	James L. Dolan
President	Phil Jackson
General Manager	Steve Mills
Head Coach	Derek Fisher
Associate Head Coach	Kurt Rambis
Assistant Coaches	Jim Cleamons, Rasheed Hazzard, Joshua Longstaff, Brian Keefe
Head Athletic Trainer	Roger Hinds
Vice President, Public Relations	**Jonathan Supranowitz**
Director, Media Relations	**Gregg Schwartz**
Manager, Public Relations	**Derek Lapinski**
Home Court	Madison Square Garden (19,812), 1968
Colors	Orange, Blue and White
Radio	ESPN Radio (98.7 FM) - Mike Crispino, Brendan Brown
Television	MSG Network - Mike Breen, Walt Frazier, Kenny Albert

SERIES HISTORY

All-Time: 53-69 (Home: 31-27, Road: 22-42)
2014-15: 2-0
Current Overall Streak: Won 6
Home Streak: Won 3
Last Win: December 31, 2014 (99-78)
Last Loss: November 20, 2010 (115-124)
Road Streak: Won 3
Last Win: March 25, 2015 (111-80)
Last Loss: April 25, 2012 (93-99)
Largest Margin of Victory:
Home: 23 (135-112), December 3, 1976
Road: 31 (111-80), March 25, 2015
Largest Margin of Defeat:
Home: 23 (106-129), January 5, 1973
Road: 40 (90-130), December 4, 1971

KNICKS 2014-15 REVIEW

Record: 17-65 (.207), 5th place, Atlantic Division
Team Leaders:
Points: Anthony (966)
Rebounds: Aldrich (338)
Assists: Larkin (226)
vs. Clippers:

12/31/14	NYK 78	at	**LAC**	**99**
3/25/15	**LAC 111**	at	NYK	80

2015 Playoffs:
None
2015 Draft Choices:
Kristaps Porzingis (4)

ABOUT THE KNICKS

All-time record:
2,669-2,724 (.495)
Franchise Locations:
New York Knicks (1946 to present)

2014-15 KNICKS VS. CLIPPERS

2014-2015 SEASON SERIES (0-2)

PLAYER	G-GS	MIN	FG-FGA	PCT	3FG-FGA	PCT	FT-FTA	PCT	-REBOUNDS- OFF	DEF	TOT	AST	PF-DQ	STL	TO	BLK	PTS	AVG	HI
Anthony	1-1	29	7-18	.389	1-2	.500	4-6	.667	1	4	5	1	0-0	0	1	0	19	19.0	19
Early	1-0	25	5-12	.417	2-6	.333	6-6	1.000	1	3	4	1	0-0	1	4	0	18	18.0	18
Galloway	1-1	40	5-13	.385	0-3	.000	1-1	1.000	0	2	2	3	1-0	1	3	0	11	11.0	11
Prigioni	1-0	29	3-6	.500	1-4	.250	2-2	1.000	0	6	6	2	1-0	1	1	0	9	9.0	9
Thomas (TOT)	2-1	47	7-18	.389	0-0	—	4-4	1.000	3	2	5	4	1-0	0	2	0	18	9.0	14
Thomas (NY)	1-1	28	6-15	.400	0-0	—	2-2	1.000	2	2	4	2	0-0	0	1	0	14	14.0	14
Acy	2-0	37	6-9	.667	1-2	.500	3-4	.750	0	5	5	0	4-0	1	2	2	16	8.0	8
Bargnani	2-1	39	6-18	.333	0-1	.000	3-4	.750	2	3	5	2	5-0	0	0	0	15	7.5	9
J.R. Smith	1-0	17	3-10	.300	1-3	.333	0-1	.000	0	1	1	2	1-0	0	0	0	7	7.0	7
Ledo (TOT)	2-0	30	5-16	.313	2-8	.250	0-0	—	0	3	3	2	4-0	1	8	0	12	6.0	12
Ledo (NY)	1-0	26	5-14	.357	2-7	.286	0-0	—	0	3	3	1	3-0	1	7	0	12	12.0	12
Ja. Smith	2-1	47	3-13	.231	0-4	.000	5-6	.833	5	13	18	7	6-0	1	1	1	11	5.5	8
Hardaway	1-1	20	2-7	.286	1-5	.200	0-0	—	0	0	0	0	1-0	0	2	1	5	5.0	5
Aldrich	2-1	47	4-13	.308	0-0	—	1-2	.500	2	9	11	6	6-0	3	1	1	9	4.5	8
Calderon	1-1	29	2-5	.400	0-1	.000	0-0	—	0	2	2	4	2-0	1	2	0	4	4.0	4
Larkin	2-1	51	4-9	.444	0-2	.000	0-0	—	1	6	7	7	3-0	4	2	0	8	4.0	6
Amundson (TOT)	1-1	15	0-3	.000	0-0	—	0-0	—	0	1	1	0	1-0	0	0	0	0	0.0	0
Amundson (NY)	1-1	15	0-3	.000	0-0	—	0-0	—	0	1	1	0	1-0	0	0	0	0	0.0	0
Wear	1-0	2	0-1	.000	0-0	—	0-0	—	0	0	0	0	0-0	0	0	0	0	0.0	0
KNICKERBOCKERS	**2**	**480**	**61-166**	**.367**	**9-40**	**.225**	**27-34**	**.794**	**14**	**60**	**74**	**38**	**34-0**	**14**	**28**	**5**	**158**	**79.0**	**80**
CLIPPERS	**2**	**480**	**80-160**	**.500**	**26-62**	**.419**	**24-38**	**.632**	**11**	**78**	**89**	**59**	**30-0**	**18**	**25**	**10**	**210**	**105.0**	**111**

DATE	W-L	LAC-NYK	SITE
12/4/70	W	97-91	Buffalo
12/5/70	L	93-117	New York
12/25/70	L	102-115	New York
2/10/71	W	106-99	Buffalo
12/4/71	L	90-130	New York
12/17/71	L	95-115	Buffalo
2/4/72	L	84-103	Buffalo
2/19/72	L	95-100	New York
3/3/72	W	105-97	Buffalo
3/22/72	L	99-123	New York
12/2/72	L	94-119	New York
12/8/72	W	91-89	Buffalo
12/28/72	L	86-107	New York
1/5/73	L	106-129	Buffalo
1/25/73	L	92-99	New York
2/16/73	L	98-102	Buffalo
2/24/73	L	97-125	New York
10/16/73	L	91-117	New York
11/15/73	L	86-97	New York
12/7/73	L	108-113	Buffalo
12/21/73	W	117-115	Buffalo
1/5/74	W	111-110	New York
2/9/74	W	*103-100	New York
2/12/74	L	93-100	Buffalo
2/21/74	W	119-97	Buffalo(T)
10/24/74	W	111-91	Buffalo(T)
11/30/74	L	111-118	New York
12/13/74	W	108-104	Buffalo
12/14/74	W	118-102	New York
1/24/75	W	105-99	Buffalo
2/22/75	W	92-85	New York
2/28/75	L	106-114	Buffalo
4/6/75	L	93-105	New York
12/6/75	L	98-108	New York
12/12/75	W	123-110	Buffalo
1/2/76	W	106-105	Buffalo
1/3/76	L	106-107	New York
2/24/76	W	109-103	New York
4/6/76	L	102-106	Buffalo
4/8/76	W	105-98	New York
10/26/76	L	104-118	New York
12/3/76	W	135-112	Buffalo
4/3/77	L	111-130	New York

DATE	W-L	LAC-NYK	SITE
4/8/77	L	102-104	Buffalo
11/9/77	W	124-113	Buffalo
11/22/77	W	102-101	New York
2/18/78	W	122-112	New York
4/8/78	L	107-118	Buffalo
11/2/78	L	122-127	San Diego
12/12/78	W	105-103	New York
3/3/79	L	108-111	New York
4/1/79	W	126-116	San Diego
12/20/79	W	128-118	San Diego
1/3/80	L	101-138	New York
1/22/81	L	93-100	San Diego
2/3/81	L	98-101	New York
2/5/82	L	85-90	San Diego
3/2/82	L	101-108	New York
1/29/83	W	106-97	New York
3/30/83	W	103-97	San Diego
11/11/83	L	95-116	New York
12/9/83	L	92-111	San Diego
11/1/84	W	107-105	Los Angeles
1/28/85	L	91-117	New York
11/2/85	W	103-95	Los Angeles
2/23/86	W	110-99	New York
12/4/86	L	91-95	Los Angeles
3/7/87	L	93-115	New York
1/1/88	L	96-115	New York
2/25/88	L	96-106	Los Angeles
11/30/88	L	*128-135	Los Angeles
1/8/89	L	100-134	New York
11/11/89	L	111-112	Los Angeles
1/7/90	L	*109-110	New York
1/6/91	L	90-99	New York
1/29/91	L	*107-108	Los Angeles
1/25/92	L	93-100	Los Angeles
3/5/92	L	91-101	New York
11/19/92	W	101-91	Los Angeles
1/2/93	W	*98-97	New York
1/11/94	L	77-98	New York
1/27/94	L	101-103	Los Angeles#
1/26/95	L	74-87	New York
3/25/95	L	86-94	Los Angeles
1/17/96	L	81-92	Los Angeles
3/5/96	W	105-88	New York

DATE	W-L	LAC-NYK	SITE
11/8/96	L	*81-88	Los Angeles
12/7/96	L	80-89	New York
3/25/98	L	76-77	Los Angeles
4/2/98	L	70-81	New York
3/16/99	L	89-113	New York
11/23/99	W	100-95	Los Angeles
2/21/00	L	76-87	New York
11/15/00	W	78-74	Los Angeles
12/4/00	L	78-106	New York
11/18/01	W	99-86	Los Angeles
2/5/02	W	112-110	New York
2/4/03	L	92-105	New York
4/5/03	W	109-98	Los Angeles
2/8/04	L	104-110	New York
2/27/04	W	96-94	Los Angeles
11/12/04	L	96-110	New York
1/31/05	W	96-89	Los Angeles
12/7/05	W	84-79	Los Angeles
2/7/06	W	85-82	New York
12/31/06	W	90-80	Los Angeles
2/6/07	L	90-102	New York
11/14/07	W	84-81	Los Angeles
2/4/08	W	103-94	New York
2/11/09	W	128-124*	Los Angeles
3/25/09	W	140-135*	New York
12/18/09	L	91-95	New York
4/4/10	L	107-113	Los Angeles
11/20/10	L	115-124	Los Angeles
2/9/11	W	116-108	New York
4/25/12	L	93-99	New York
2/10/13	W	102-88	New York
3/17/13	W	93-80	Los Angeles
11/27/13	W	93-80	Los Angeles
1/17/14	W	109-95	New York
12/31/14	W	99-78	Los Angeles
3/25/15	W	111-80	New York

** Indicates overtime (4-4)*
(T) Indicates game played in Toronto
 # Indicates game played at Arrowhead Pond of Anaheim due to the Northridge Earthquake (1/17/94)

2014-15 CLIPPERS VS. KNICKS

2014-2015 SEASON SERIES (2-0)

PLAYER	G-GS	MIN	FG-FGA	PCT	3FG-FGA	PCT	FT-FTA	PCT	-REBOUNDS- OFF	DEF	TOT	AST	PF-DQ	STL	TO	BLK	PTS	AVG	HI
Redick	2-2	54	14-24	.583	6-12	.500	3-4	.750	1	4	5	3	1-0	0	3	0	37	18.5	20
Rivers (TOT)	2-0	38	13-16	.813	2-2	1.000	2-2	1.000	0	1	1	5	1-0	3	2	1	30	15.0	21
Rivers (LAC)	1-0	19	9-10	.900	1-1	1.000	2-2	1.000	0	0	0	3	1-0	2	0	0	21	21.0	21
Jordan	2-2	54	13-13	1.000	0-0	—	2-9	.222	5	17	22	1	5-0	3	0	6	28	14.0	14
Griffin	2-2	61	9-24	.375	0-1	.000	9-14	.643	0	13	13	14	3-0	1	2	0	27	13.5	14
Crawford	1-0	21	4-10	.400	2-7	.286	3-3	1.000	0	0	0	3	1-0	1	2	0	13	13.0	13
Farmar	1-0	20	3-5	.600	3-5	.600	2-2	1.000	0	1	1	1	1-0	0	0	1	11	11.0	11
Barnes	2-2	56	7-17	.412	6-13	.462	0-0	—	1	10	11	1	5-0	2	1	1	20	10.0	11
Hawes	2-0	38	7-13	.538	3-6	.500	0-0	—	0	10	10	2	4-0	1	3	0	17	8.5	10
Paul	2-2	56	7-19	.368	2-6	.333	0-0	—	3	3	6	24	2-0	4	8	0	16	8.0	11
Wilcox	1-0	8	2-4	.500	2-3	.667	0-0	—	0	0	0	0	1-0	1	2	1	6	6.0	6
Robinson (TOT)	1-0	10	1-5	.200	0-2	.000	3-4	.750	0	1	1	1	0-0	1	2	0	5	5.0	5
Davis	2-0	31	2-7	.286	0-0	—	3-4	.750	1	8	9	2	3-0	0	1	0	7	3.5	5
Hamilton (TOT)	1-0	20	1-4	.250	1-4	.250	0-0	—	0	3	3	3	0-0	1	1	0	3	3.0	3
Hamilton (LAC)	1-0	20	1-4	.250	1-4	.250	0-0	—	0	3	3	3	0-0	1	1	0	3	3.0	3
Cunningham	1-0	4	1-1	1.000	0-0	—	0-0	—	0	1	1	0	0-0	0	1	0	2	2.0	2
Jones	1-0	7	1-2	.500	0-0	—	0-0	—	0	0	0	0	1-0	0	0	0	2	2.0	2
Bullock	1-0	11	0-2	.000	0-1	.000	0-0	—	0	5	5	1	0-0	0	1	0	0	0.0	0
Turkoglu	1-0	13	0-4	.000	0-3	.000	0-0	—	0	3	3	0	1-0	1	0	0	0	0.0	0
Udoh	2-0	8	0-1	.000	0-0	—	0-0	—	0	0	0	1	1-0	1	0	1	0	0.0	0
CLIPPERS	**2**	**480**	**80-160**	**.500**	**26-62**	**.419**	**24-38**	**.632**	**11**	**78**	**89**	**59**	**30-0**	**18**	**25**	**10**	**210**	**105.0**	**111**
KNICKERBOCKERS	**2**	**480**	**61-166**	**.367**	**9-40**	**.225**	**27-34**	**.794**	**14**	**60**	**74**	**38**	**34-0**	**14**	**28**	**5**	**158**	**79.0**	**80**

OKLAHOMA CITY THUNDER

BILLY DONOVAN

Record:
0-0 (.000)
w/ Thunder:
0-0 (.000)

208 Thunder Dr.
Oklahoma City, OK 73102
(405) 208-4800
www.thunder.com

Chairman	Clayton I. Bennett
Executive Vice President and General Manager	Sam Presti
Assistant General Manager/Vice President	Troy Weaver
Assistant General Manager/ Legal and Administration	Michael Winger
Head Coach	Billy Donovan
Assistant Coaches	Monty Williams, Maurice Cheeks, Anthony Grant, Mark Bryant, Darko Rajakovic
Director, Medical Services	Dr. Donnie Strack
Head Athletic Trainer	Joe Sharpe
Director of Athletic Performance	Dwight Daub
Director of Team Operations	Marc St. Yves
Director of Basketball Communications	**Matt Tumbleson**
Manager of Basketball Communications	**Michael Ravina**
Manager of Basketball Communications	**John Read**
Home Court	Chesapeake Energy Arena (18,203), 2008
Team Colors	Blue, Red, Yellow and Dark Blue
Radio	WWLS (640 AM, 98.1 FM)- Matt Pinto
Spanish Radio	WKY (930 AM)- Eleno Ornales
Television	Fox Sports Oklahoma- Brian Davis, Lesley McCaslin

SERIES HISTORY

All-Time: 72-127 (Home: 49-51, Road: 23-75)
2014-15: 2-1
Current Overall Streak: Won 1
Home Streak: Won 1
Last Win: October 30, 2014 (93-90)
Last Loss: April 9, 2014 (101-107)
Road Streak: Won 1
Last Win: March 11, 2015 (120-108)
Last Loss: February 8, 2015 (108-131)
Largest Margin of Victory:
Home: 30 (114-84), November 3, 2004
Road: 22 (98-76), January 28, 2007
Largest Margin of Defeat:
Home: 41 (85-126), April 15, 2009
Road: 50 (104-154), December 2, 1988

THUNDER 2014-15 REVIEW

Record: 45-37 (.549), 2nd place, Northwest Division
Team Leaders:
Points: Westbrook (1,886)
Rebounds: Adams (523)
Assists: Westbrook (574)
vs. Clippers:

10/30/14	OKC	90	at	**LAC**	**93**
2/8/15	LAC	108	at	**OKC**	**131**
3/11/15	**LAC**	**120**	at	OKC	108

2015 Playoffs: None
2015 Draft Choices:
Cameron Payne (14), Dakari Johnson (48)

ABOUT THE THUNDER

All-time record: 2,084-1,804 (.536)
Franchise Locations:
Seattle Supersonics (1967 to 2008)
Oklahoma City Thunder (2008 to present)

2014-15 THUNDER VS. CLIPPERS

2014-2015 SEASON SERIES (1-2)

PLAYER	G-GS	MIN	FG-FGA	PCT	3FG-FGA	PCT	FT-FTA	PCT	- REBOUNDS - OFF	DEF	TOT	AST	PF-DQ	STL	TO	BLK	PTS	AVG	HI
Durant	1-1	29	10-15	.667	2-3	.667	7-7	1.000	2	3	5	6	3-0	0	2	0	29	29.0	29
Morrow	1-0	36	8-12	.667	6-9	.667	4-4	1.000	0	3	3	1	5-0	3	0	0	26	26.0	26
Jones	2-1	51	11-20	.550	3-7	.429	9-11	.818	1	8	9	4	5-0	1	5	1	34	17.0	32
Kanter (TOT)	5-5	135	31-67	.463	0-3	.000	16-21	.762	18	14	32	2	14-0	1	6	1	78	15.6	21
Kanter (OKC)	1-1	26	6-12	.500	0-0	—	6-9	.667	5	0	5	0	4-0	0	2	0	18	18.0	18
Ibaka	3-3	88	16-37	.432	4-12	.333	9-10	.900	4	13	17	5	8-0	1	2	2	45	15.0	17
Jackson	1-0	24	6-6	1.000	1-1	1.000	2-3	.667	0	3	3	6	3-0	0	0	0	15	15.0	15
Westbrook	3-3	76	12-36	.333	4-11	.364	17-19	.895	4	16	20	16	8-0	4	18	0	45	15.0	24
McGary	2-0	35	11-14	.786	0-0	—	4-6	.667	7	9	16	0	5-0	1	2	0	26	13.0	19
Waiters (TOT)	2-0	49	8-18	.444	2-5	.400	7-8	.875	0	6	6	6	4-0	1	3	0	25	12.5	16
Waiters (OKC)	2-0	49	8-18	.444	2-5	.400	7-8	.875	0	6	6	6	4-0	1	3	0	25	12.5	16
Telfair	1-0	38	2-9	.222	1-5	.200	6-8	.750	0	2	2	7	4-0	1	2	0	11	11.0	11
Augustin (TOT)	3-1	74	7-17	.412	2-9	.222	5-5	1.000	1	6	7	13	6-0	0	8	0	21	7.0	19
Augustin (OKC)	1-0	22	0-2	.000	0-0	—	2-2	1.000	0	1	1	3	4-0	0	2	0	2	2.0	2
Singler (TOT)	3-2	41	5-14	.357	3-8	.375	2-2	1.000	1	3	4	1	7-0	1	2	0	15	5.0	7
Singler (OKC)	1-1	15	0-2	.000	0-0	—	2-2	1.000	1	2	3	1	2-0	0	0	0	2	2.0	2
Adams	3-2	64	5-12	.417	0-1	.000	3-5	.600	6	11	17	4	10-0	0	4	5	13	4.3	6
Collison	3-0	41	5-12	.417	1-3	.333	2-2	1.000	2	9	11	1	5-0	1	4	2	13	4.3	6
Roberson	3-3	71	4-10	.400	0-4	.000	4-6	.667	2	11	13	3	7-0	4	5	1	12	4.0	9
Thomas	1-0	19	1-3	.333	0-0	—	2-2	1.000	1	0	1	2	1-0	0	1	0	4	4.0	4
Lamb	2-0	12	2-5	.400	2-5	.400	0-0	—	0	2	2	0	1-0	0	0	0	6	3.0	6
Perkins	1-0	19	0-2	.000	0-0	—	3-4	.750	0	6	6	1	1-0	0	1	0	3	3.0	3
Novak (TOT)	2-0	0	0-0	—	0-0	—	0-0	—	0	0	0	0	0-0	0	0	0	0	0.0	0
Smith	1-0	6	0-2	.000	0-0	—	0-0	—	0	0	0	2	0-0	1	0	0	0	0.0	0
THUNDER	**3**	**720**	**107-229**	**.467**	**26-66**	**.394**	**89-108**	**.824**	**35**	**105**	**140**	**68**	**80-0**	**18**	**58**	**11**	**329**	**109.7**	**131**
CLIPPERS	**3**	**720**	**111-253**	**.439**	**34-92**	**.370**	**65-89**	**.730**	**33**	**67**	**100**	**67**	**80-1**	**30**	**39**	**8**	**321**	**107.0**	**120**

DATE	W-L	LAC-OKC	SITE
11/4/70	L	101-126	Buffalo
11/16/70	W	112-103	Seattle(P)
1/8/71	L	102-110	Buffalo
1/28/71	L	110-120	Seattle
10/12/71	L	90-123	Buffalo
10/28/71	L	96-106	Seattle
1/1/72	L	83-97	Seattle
1/28/72	L	93-104	Buffalo
11/19/72	L	84-107	Seattle
12/1/72	W	93-90	Buffalo
2/11/73	W	128-125	Seattle
3/2/73	L	120-139	Buffalo
10/30/73	W	105-103	Buffalo
11/7/73	L	113-130	Seattle
1/2/74	W	115-111	Seattle
3/8/74	L	* 117-123	Buffalo
1/21/75	W	118-108	Buffalo
2/9/75	W	* 99-93	Seattle
3/4/75	W	104-97	Buffalo
3/14/75	L	105-125	Seattle
1/11/76	W	125-104	Seattle
1/17/76	W	110-101	Buffalo
2/25/76	L	94-126	Buffalo
3/17/76	L	111-122	Seattle
11/19/76	L	101-130	Seattle
11/30/76	W	119-114	Buffalo
12/19/76	W	99-98	Seattle
2/19/77	W	103-100	Buffalo
10/26/77	L	92-97	Seattle
12/3/77	L	95-102	Buffalo
2/14/78	W	101-100	Buffalo
3/22/78	L	92-97	Seattle
10/29/78	W	103-100	San Diego
12/25/78	W	123-118	Seattle
3/27/79	L	109-115	Seattle
4/4/79	L	107-115	San Diego
10/14/79	W	98-93	San Diego
10/19/79	L	98-106	Seattle
10/27/79	W	110-105	San Diego
12/26/79	L	104-124	Seattle
1/6/80	W	105-103	San Diego
3/21/80	L	104-107	Seattle
11/7/80	L	94-113	Seattle
11/23/80	W	110-99	San Diego
11/28/80	W	93-92	Seattle
12/14/80	W	91-81	San Diego
3/8/81	W	103-92	Seattle
3/24/81	W	111-106	San Diego
11/28/81	W	122-120	San Diego
12/13/81	L	74-98	Seattle
12/17/81	L	92-106	San Diego
2/7/82	L	97-99	Seattle
3/7/82	L	106-144	Seattle
4/8/82	L	* 115-117	San Diego
10/31/82	L	109-127	San Diego
12/1/82	L	110-131	Seattle
12/18/82	L	107-121	San Diego
2/22/83	L	101-117	Seattle
4/5/83	L	** 109-115	San Diego
4/7/83	L	96-102	Seattle
11/4/83	W	121-97	San Diego
11/29/83	L	114-119	Seattle
1/10/84	L	106-111	Seattle
1/20/84	L	108-110	San Diego
2/26/84	W	101-93	Seattle
3/23/84	W	108-102	San Diego
11/28/84	W	106-90	Los Angeles
12/19/84	W	91-86	Los Angeles
12/23/84	L	97-107	Seattle
1/15/85	L	83-101	Seattle
2/20/85	L	105-118	Los Angeles
2/24/85	L	102-108	Seattle
11/13/85	L	89-93	Los Angeles
11/26/85	L	99-131	Seattle
12/13/85	L	95-114	Seattle
12/28/85	W	111-106	Seattle
1/15/86	W	110-103	Los Angeles
3/12/86	W	100-96	Los Angeles
11/25/86	L	103-113	Seattle
12/10/86	W	101-94	Los Angeles
12/26/86	L	107-113	Seattle
2/23/87	L	112-124	Seattle
3/13/87	W	108-104	Los Angeles
4/16/87	L	87-118	Los Angeles
12/10/87	W	113-96	Los Angeles
12/12/87	L	95-116	Seattle
1/16/88	L	* 112-114	Los Angeles
3/26/88	L	98-131	Seattle
4/13/88	L	92-113	Seattle
4/24/88	L	100-109	Los Angeles
12/2/88	L	104-154	Seattle
12/27/88	W	104-100	Los Angeles
1/17/89	L	107-130	Seattle
3/23/89	L	112-115	Seattle
4/21/89	L	* 136-139	Los Angeles
12/9/89	L	100-104	Seattle
1/18/90	W	105-95	Los Angeles
2/27/90	W	103-99	Los Angeles
4/1/90	W	104-103	Los Angeles
4/20/90	L	99-121	Seattle
11/18/90	W	78-65	Los Angeles
2/6/91	L	104-107	Seattle(T)
2/26/91	L	81-93	Seattle
4/5/91	W	109-90	Los Angeles
4/10/91	L	108-140	Seattle(T)
11/24/91	W	89-86	Los Angeles
12/17/91	L	99-116	Seattle
1/13/92	W	98-94	Los Angeles
1/16/92	L	98-101	Seattle
3/11/92	L	96-104	Los Angeles
12/19/92	L	101-121	Seattle
1/15/93	L	104-123	Seattle
1/24/93	W	116-95	Los Angeles
3/27/93	L	108-112	Seattle
4/22/93	L	98-100	Los Angeles
1/5/94	L	98-106	Los Angeles
1/25/94	W	111-103	Seattle
2/27/94	L	118-122	Los Angeles
4/12/94	L	101-116	Los Angeles
4/14/94	L	101-150	Seattle
11/13/94	L	90-115	Seattle
12/10/94	L	** 127-132	Los Angeles
12/20/94	L	79-110	Seattle
1/13/95	L	101-108	Seattle
3/2/95	L	88-116	Los Angeles(A)
11/7/95	L	108-127	Seattle(T)
1/27/96	L	87-96	Los Angeles(A)
2/25/96	L	101-106	Los Angeles
3/18/96	L	101-104	Seattle(T)
11/14/96	L	78-94	Los Angeles
12/20/96	L	86-102	Seattle
1/23/97	W	102-100	Los Angeles(A)
4/19/97	L	100-125	Seattle
12/14/97	L	101-107	Seattle
12/16/97	L	94-109	Los Angeles
2/23/98	L	100-101	Los Angeles
3/18/98	L	80-99	Seattle
3/14/99	L	89-108	Seattle
3/26/99	L	98-104	Seattle
5/5/99	L	105-107	Los Angeles
11/2/99	L	92-104	Los Angeles
11/26/99	L	93-98	Seattle
12/4/99	L	89-102	Los Angeles
4/19/00	W	114-106	Seattle
11/18/00	L	83-86	Los Angeles
11/24/00	L	81-98	Seattle
1/24/01	L	* 110-114	Los Angeles
3/30/01	L	84-94	Seattle
12/12/01	W	114-94	Los Angeles
12/27/01	L	90-101	Seattle
3/16/02	L	87-95	Los Angeles
4/8/02	L	100-102	Seattle
11/17/02	L	78-84	Los Angeles
1/10/03	W	90-88	Seattle
3/1/03	L	101-109	Los Angeles
4/4/03	L	93-101	Seattle
10/30/03	L	100-109	Seattle(J)
10/31/03	L	105-124	Los Angeles(J)
1/24/04	L	97-102	Seattle
4/14/04	L	87-118	Los Angeles
11/3/04	W	114-84	Los Angeles
1/11/05	L	99-104	Seattle
1/12/05	W	103-92	Los Angeles
11/2/05	W	101-93	Seattle
1/14/06	W	98-72	Los Angeles
4/14/06	W	101-97	Seattle
4/16/06	L	98-114	Los Angeles
11/22/06	L	85- 95	Los Angeles
1/28/07	W	98- 76	Seattle
2/28/07	W	96- 91	Los Angeles
3/1/07	L	75- 77	Seattle
11/4/07	W	115-101	Los Angeles
12/5/07	L	88-95	Seattle
4/2/08	W	102-84	Seattle
11/19/08	W	108-88	Oklahoma City
12/16/08	W	98-88	Oklahoma City
1/23/09	W	107-104	Los Angeles
4/15/09	L	85-126	Los Angeles
11/11/09	L	79-83	Los Angeles
11/15/09	W	101-93	Oklahoma City
3/5/10	L	87-104	Los Angeles
11/3/10	W	107-92	Los Angeles
2/22/11	L	88-101	Oklahoma City
4/2/11	W	98-92	Los Angeles
4/6/11	L	112-108	Oklahoma City
1/30/12	W	112-100	Los Angeles
3/21/12	L	91-114	Oklahoma City
4/11/12	W	100-98	Oklahoma City
4/16/12	W	92-77	Los Angeles
11/21/12	L	* 111-117	Oklahoma City
1/22/13	L	97-109	Los Angeles
3/3/13	L	104-108	Los Angeles
11/13/13	W	111-103	Los Angeles
11/21/13	L	91-105	Oklahoma City
2/23/14	W	125-117	Oklahoma City
4/9/14	L	101-107	Los Angeles
10/30/14	W	93-90	Los Angeles
2/8/15	L	108-131	Oklahoma City
3/11/15	W	120-108	Oklahoma City

** Indicates overtime (1-6)*
*** Indicates double overtime (0-2)*
(P) Indicates game played in Portland
(T) Indicates game played in Tacoma
(A) Indicates game played at Arrowhead Pond of Anaheim
(J) Indicates game played in Japan

2014-15 CLIPPERS VS. THUNDER

2014-2015 SEASON SERIES (2-1)

PLAYER	G-GS	MIN	FG-FGA	PCT	3FG-FGA	PCT	FT-FTA	PCT	- REBOUNDS - OFF	DEF	TOT	AST	PF-DQ	STL	TO	BLK	PTS	AVG	HI
Paul	3-3	110	27-50	.540	6-15	.400	13-18	.722	4	10	14	29	9-0	8	6	1	73	24.3	33
Griffin	1-1	38	8-18	.444	0-0	—	7-10	.700	5	2	7	3	6-1	1	3	0	23	23.0	23
Crawford	2-0	61	13-35	.371	5-15	.333	6-7	.857	0	5	5	6	6-0	3	4	0	37	18.5	21
Redick	2-2	65	7-24	.292	4-13	.308	12-12	1.000	1	4	5	7	4-0	3	3	0	30	15.0	25
Barnes	3-3	98	15-26	.577	10-16	.625	4-4	1.000	1	7	8	5	8-0	6	2	4	44	14.7	22
Jordan	3-3	109	10-19	.526	0-0	—	14-26	.538	18	19	37	4	11-0	2	5	1	34	11.3	18
Hawes	3-2	86	10-29	.345	3-12	.250	2-4	.500	2	6	8	1	11-0	0	5	2	25	8.3	17
Davis	2-0	26	5-11	.455	0-1	.000	2-2	1.000	1	3	4	1	3-0	2	0	0	12	6.0	12
Farmar	1-0	10	2-4	.500	2-4	.500	0-0	—	0	0	0	1	2-0	1	0	0	6	6.0	6
Rivers (TOT)	4-1	77	10-24	.417	2-8	.250	2-4	.500	0	8	8	7	11-0	4	4	0	24	6.0	9
Rivers (LAC)	2-1	47	7-17	.412	1-6	.167	0-0	—	0	4	4	2	8-0	2	2	0	15	7.5	9
Wilcox	2-0	11	4-4	1.000	1-1	1.000	1-1	1.000	0	0	0	1	1-0	0	3	0	10	5.0	10
Robinson (TOT)	3-0	36	3-9	.333	3-6	.500	0-0	—	2	1	3	5	2-0	2	1	0	9	3.0	6
Robinson (LAC)	1-0	11	0-4	.000	0-2	.000	0-0	—	0	0	0	2	1-0	1	0	0	0	0.0	0
Turkoglu	2-0	12	2-6	.333	2-5	.400	0-0	—	0	2	2	3	3-0	0	2	0	6	3.0	6
Douglas-Roberts	1-0	12	0-4	.000	0-2	.000	2-2	1.000	1	2	3	1	4-0	0	0	0	2	2.0	2
Jones	2-0	9	0-0	—	0-0	—	2-2	1.000	0	0	0	1	2-0	0	0	0	2	1.0	2
Udoh	3-0	14	1-2	.500	0-0	—	0-1	.000	0	3	3	0	1-0	1	1	0	2	0.7	2
CLIPPERS	**3**	**720**	**111-253**	**.439**	**34-92**	**.370**	**65-89**	**.730**	**33**	**67**	**100**	**67**	**80-1**	**30**	**39**	**8**	**321**	**107.0**	**120**
THUNDER	**3**	**720**	**107-229**	**.467**	**26-66**	**.394**	**89-108**	**.824**	**35**	**105**	**140**	**68**	**80-0**	**18**	**58**	**11**	**329**	**109.7**	**131**

ORLANDO MAGIC

SCOTT SKILES

Record:
443-433 (.506)
w/ Magic:
0-0 (.000)

8701 Maitland Summit Blvd.
Orlando, FL 32810
Phone: (407) 916-2400
www.OrlandoMagic.com

Senior Chairman	Rich DeVos
Chairman	Dan DeVos
Chief Executive Officer	Alex Martins
General Manager	Rob Hennigan
VP/Assistant General Manager	Scott Perry
Assistant General Manager	Matt Lloyd
Head Coach	Scott Skiles
Assistant Coaches	Adrian Griffin, Monte Mathis, Mario Elie, Conner Henry
Assistant Coaches/Player Development	Laron Profit, Jay Hernandez
Athletic Trainer	Keon Weise
Strength and Conditioning Coach	Bill Burgos
Physical Therapist/Assistant Athletic Trainer	Ron Weathers
Chief Communications Officer	**Joel Glass**
Director of Communications	**George Galante**
Assistant Director of Communications	**Trish Wingerson**
Communications Manager	**Melanie Curtsinger**
Team Colors	Blue, Silver, Black
Home Court	Amway Center (18,846) 2010
Radio	ESPN 580 Orlando (AM 580), Dennis Neumann, Richie Adubato
Spanish Radio	TBA, Joey Colon
Television	FOX Sports Florida, David Steele, Jeff Turner

SERIES HISTORY

All-Time: 22-29 (Home: 13-12, Road: 9-17)
2014-15: 2-0
Current Overall Streak: Won 3
Home Streak: Won 2
Last Win: December 3, 2014 (114-86)
Last Loss: January 12, 2013 (101-104)
Road Streak: Won 1
Last Win: November 19, 2014 (114-90)
Last Loss: November 6, 2013 (90-98)
Largest Margin of Victory:
Home: 28 (2) (114-86), December 3, 2014
Road: 19 (113-94), April 3, 1997
Largest Margin of Defeat:
Home: 24 (114-90), November 19, 2014
Road: 33 (96-129), February 16, 2000

MAGIC 2014-15 REVIEW

Record: 25-57 (.305), 5th place, Southeast Division
Team Leaders:
Points: Vucevic (1,428)
Rebounds: Vucevic (810)
Assists: Payton (533)
vs. Clippers:
11/19/14 LAC 114 at ORL 90
12/3/14 ORL 86 at LAC 114
2015 Playoffs:
None
2015 Draft Choices:
Mario Hezonja (5), Tyler Harvey (51)

ABOUT THE MAGIC

All-time record:
1,027-1,057 (.493)
Franchise Locations:
Orlando Magic (1989 to present)

2014-15 MAGIC VS. CLIPPERS

2014-2015 SEASON SERIES (0-2)

PLAYER	G-GS	MIN	FG-FGA	PCT	3FG-FGA	PCT	FT-FTA	PCT	- REBOUNDS - OFF	DEF	TOT	AST	PF-DQ	STL	TO	BLK	PTS	AVG	HI
Harris	2-2	56	15-25	.600	4-5	.800	7-8	.875	1	10	11	1	4-0	3	1	0	41	20.5	25
Vucevic	1-1	31	8-14	.571	0-0	—	3-4	.750	1	13	14	2	1-0	1	3	0	19	19.0	19
B. Gordon	1-0	19	4-8	.500	0-2	.000	3-3	1.000	0	0	0	2	2-0	0	1	0	11	11.0	11
Fournier	1-1	22	4-11	.364	1-3	.333	0-0	—	0	1	1	2	2-0	0	1	0	9	9.0	9
Oladipo	2-2	54	5-21	.238	1-4	.250	7-10	.700	1	4	5	4	6-0	3	5	1	18	9.0	11
Frye	2-2	60	5-15	.333	5-12	.417	1-1	1.000	1	9	10	4	7-0	2	5	1	16	8.0	10
Payton	2-0	46	6-14	.429	1-1	1.000	2-9	.222	5	3	8	11	4-0	1	5	0	15	7.5	8
Green	2-1	43	5-18	.278	2-7	.286	1-2	.500	1	3	4	5	4-0	1	1	0	13	6.5	7
Nicholson	2-0	33	6-15	.400	0-2	.000	1-2	.500	1	6	7	0	1-0	0	1	1	13	6.5	10
O'Quinn	1-1	7	3-3	1.000	0-0	—	0-0	—	0	1	1	0	1-0	1	0	0	6	6.0	6
Dedmon	2-0	35	4-7	.571	0-0	—	2-4	.500	4	9	13	1	4-0	1	1	0	10	5.0	9
Harkless	2-0	48	2-11	.182	1-5	.200	0-0	—	2	3	5	3	5-0	2	5	0	5	2.5	5
Ridnour	2-0	27	0-3	.000	0-3	.000	0-0	—	0	3	3	7	0-0	1	0	0	0	0.0	0
MAGIC	**2**	**480**	**67-165**	**.406**	**15-44**	**.341**	**27-43**	**.628**	**17**	**65**	**82**	**42**	**41-0**	**16**	**32**	**3**	**176**	**88.0**	**90**
CLIPPERS	**2**	**480**	**87-162**	**.537**	**24-52**	**.462**	**30-41**	**.732**	**8**	**75**	**83**	**56**	**36-0**	**19**	**25**	**15**	**228**	**114.0**	**114**

DATE	W-L	LAC-ORL	SITE
2/3/90	W	113-110	Orlando
3/10/90	W	112-101	Los Angeles
11/25/90	W	119-91	Los Angeles
1/3/91	L	108-110	Orlando
3/6/91	L	86-89	Orlando
4/9/91	L	100-110	Los Angeles
12/15/91	W	119-104	Los Angeles
3/1/92	W	101-96	Orlando
12/3/92	W	122-104	Los Angeles
3/7/93	L	95-112	Orlando
12/15/93	W	110-109	Los Angeles
1/19/94	L	96-108	Orlando
12/21/94	L	91-102	Los Angeles
12/30/94	L	*105-116	Orlando
12/5/95	L	105-114	Los Angeles
12/29/95	L	98-122	Orlando
3/6/97	L	93-94	Los Angeles(A)
4/3/97	W	113-94	Orlando
11/18/97	L	94-112	Orlando
12/6/97	L	79-83	Los Angeles
1/23/00	L	89-102	Los Angeles
2/16/00	L	96-129	Orlando
12/11/00	W	92-80	Los Angeles
2/14/01	L	101-114	Orlando
12/10/01	W	100-92	Los Angeles
2/21/02	L	102-119	Orlando
11/10/02	W	120-117	Orlando
11/14/02	L	80-101	Los Angeles
11/15/03	W	95-92	Los Angeles
1/31/04	W	115-106	Orlando
2/15/05	L	94-99	Orlando
3/16/05	W	110-102	Los Angeles
1/10/06	W	90-73	Los Angeles
2/1/06	W	106-94	Orlando
12/3/06	W	116-91	Los Angeles
1/2/07	L	86-91	Orlando
1/9/08	L	106-113	Los Angeles
3/12/08	L	88-110	Orlando
12/8/08	L	88-95	Los Angeles
2/4/09	L	96-125	Orlando
12/8/09	L	86-97	Los Angeles
3/9/10	L	87-113	Orlando
12/12/10	L	85-94	Los Angeles
2/8/11	L	85-101	Orlando
2/6/12	W	*107-102	Orlando
1/12/13	L	101-104	Los Angeles
2/6/13	W	86-76	Orlando
11/6/13	L	90-98	Orlando
1/6/14	W	101-81	Los Angeles
11/19/14	W	114-90	Orlando
12/3/14	W	114-86	Los Angeles

** Indicates overtime (1-1)*
(A) Indicates game played at Arrowhead Pond of Anaheim

2014-15 CLIPPERS VS. MAGIC

2014-2015 SEASON SERIES (2-0)

PLAYER	G-GS	MIN	FG-FGA	PCT	3FG-FGA	PCT	FT-FTA	PCT	- REBOUNDS - OFF	DEF	TOT	AST	PF-DQ	STL	TO	BLK	PTS	AVG	HI
Griffin	2-2	59	17-34	.500	0-0	---	7-10	.700	1	11	12	8	2-0	2	5	1	41	20.5	21
Paul	2-2	59	15-23	.652	3-7	.429	2-2	1.000	1	8	9	19	1-0	3	3	0	35	17.5	19
Barnes	2-2	66	10-16	.625	4-8	.500	6-7	.857	0	10	10	3	8-0	3	3	2	30	15.0	17
Crawford	2-0	46	9-18	.500	2-8	.250	7-7	1.000	0	4	4	9	6-0	3	3	1	27	13.5	22
Robinson (TOT)	1-0	26	1-6	.167	1-1	1.000	10-10	1.000	1	2	3	7	2-0	0	1	0	13	13.0	13
Redick	2-2	49	8-17	.471	5-9	.556	2-2	1.000	0	0	0	1	4-0	0	1	1	23	11.5	20
Hawes	2-0	38	8-13	.615	4-7	.571	2-2	1.000	0	10	10	3	3-0	1	3	4	22	11.0	12
Farmar	2-0	32	6-10	.600	4-5	.800	1-2	.500	0	4	4	7	3-0	1	2	0	17	8.5	13
Rivers (TOT)	1-0	20	2-5	.400	0-2	.000	3-6	.500	0	1	1	3	1-0	1	0	0	7	7.0	7
Davis	2-0	30	5-9	.556	0-0	---	1-1	1.000	0	5	5	1	5-0	1	1	0	11	5.5	6
Jordan	2-2	51	4-8	.500	0-0	---	2-8	.250	6	21	27	0	2-0	1	1	5	10	5.0	8
Wilcox	1-0	6	1-3	.333	1-2	.500	0-0	---	0	0	0	2	0-0	0	0	0	3	3.0	3
Turkoglu	2-0	21	2-6	.333	1-4	.250	0-0	---	0	2	2	1	1-0	2	0	0	5	2.5	5
Bullock	1-0	4	1-1	1.000	0-0	---	0-0	---	0	0	0	0	0-0	0	0	0	2	2.0	2
Cunningham	2-0	11	1-3	.333	0-2	.000	0-0	---	0	0	0	2	1-0	0	2	0	2	1.0	2
Udoh	2-0	8	0-1	.000	0-0	---	0-0	---	0	0	0	0	0-0	2	0	1	0	0.0	0
CLIPPERS	**2**	**480**	**87-162**	**.537**	**24-52**	**.462**	**30-41**	**.732**	**8**	**75**	**83**	**56**	**36-0**	**19**	**25**	**15**	**228**	**114.0**	**114**
MAGIC	**2**	**480**	**67-165**	**.406**	**15-44**	**.341**	**27-43**	**.628**	**17**	**65**	**82**	**42**	**41-0**	**16**	**32**	**3**	**176**	**88.0**	**90**

PHILADELPHIA 76ERS

BRETT BROWN
Record: 37-127 (.226)
w/ Sixers: 37-127 (.226)

3601 S. Broad Street
Philadelphia, PA 19148
Phone: (215) 339-7600
www.sixers.com

Managing Owner	Josh Harris
Co-Managing Owner	David Blitzer
Chief Executive Officer	Scott O'Neil
President of Basketball Operations and General Manager	Sam Hinkie
Head Coach	Brett Brown
Assistant Coach	Lloyd Pierce
Assistant Coach/Director of Player Development	Billy Lange
Head Athletic Trainer	Kevin Johnson
Assistant Trainer	Scott Faust
Director of Public Relations	**Michael Preston**
Public Relations Coordinator	**Alex Yoh**
Team Colors	Red, White, Blue
Home Court	Wells Fargo Center (20,328), 1996
Radio	The Fanatic (97.5 FM, 950 AM) – Tom McGinnis
Television	Comcast SportsNet, The Comcast Network – Marc Zumoff, Malik Rose

SERIES HISTORY

All-Time: 55-67 (Home: 35-24, Road: 20-43)
2014-15: 2-0
Current Overall Streak: Won 7
Home Streak: Won 3
Last Win: January 3, 2015 (127-91)
Last Loss: March 16, 2011 (94-104)
Road Streak: Won 4
Last Win: March 27, 2015 (119-98)
Last Loss: December 15, 2010 (91-105)
Largest Margin of Victory:
Home: 45 (123-78), February 9, 2014
Road: 23 (2) (129-106), February 13, 1974
Largest Margin of Defeat:
Home: 26 (80-106), March 3, 2008
Road: 31 (118-149), March 29, 1978

SIXERS 2014-15 REVIEW

Record: 18-64 (.220), 4th place, Atlantic Division
Team Leaders:
Points: Covington (943)
Rebounds: Noel (611)
Assists: Carter-Williams (302)
vs. Clippers:

1/3/15	PHI	91	at	**LAC**	**127**
3/27/15	**LAC**	**119**	at	PHI	98

2015 Playoffs: None
2015 Draft Choices:
Jahlil Okafor (3), Willy Hernangomez (35), Richaun Holmes (37), Arturas Gudaitis (47), J.P. Tokoto (58), Luka Mitrovic (60)

ABOUT THE SIXERS

All-time record: 2,716-2,506 (.520)
Franchise Locations:
Syracuse Nationals (1949-1963)
Philadelphia 76ers (1963 to present)

2014-15 SIXERS VS. CLIPPERS

2014-2015 SEASON SERIES (0-2)

PLAYER	G-GS	MIN	FG-FGA	PCT	3FG-FGA	PCT	FT-FTA	PCT	-REBOUNDS- OFF	DEF	TOT	AST	PF-DQ	STL	TO	BLK	PTS	AVG	HI
Wroten	1-1	39	8-21	.381	2-8	.250	9-10	.900	1	3	4	7	1-0	1	6	0	27	27.0	27
Noel	2-2	73	15-29	.517	0-0	—	7-10	.700	11	15	26	6	6-0	2	10	1	37	18.5	30
Mbah a Moute	2-1	46	8-15	.533	5-9	.556	6-8	.750	2	3	5	3	2-0	1	1	1	27	13.5	14
Covington	2-2	56	9-19	.474	4-11	.364	3-4	.750	0	6	6	1	5-0	3	2	0	25	12.5	23
Thompson	1-0	22	4-7	.571	0-2	.000	2-2	1.000	0	0	0	3	2-0	1	0	0	10	10.0	10
Smith (TOT)	2-1	38	8-16	.500	2-2	1.000	0-1	.000	0	2	2	11	3-0	3	3	0	18	9.0	18
Smith (PHI)	1-1	32	8-14	.571	2-2	1.000	0-1	.000	0	2	2	9	3-0	2	3	0	18	18.0	18
Canaan (TOT)	3-1	37	7-16	.438	6-14	.429	2-3	.667	0	4	4	0	5-0	0	0	0	22	7.3	13
Canaan (PHI)	1-0	20	3-7	.429	3-7	.429	0-0	—	0	2	2	0	4-0	0	0	0	9	9.0	9
Sampson	2-1	39	5-16	.313	2-6	.333	1-2	.500	1	5	6	1	5-0	2	1	0	13	6.5	10
McDaniels	1-1	26	2-10	.200	0-2	.000	0-2	.000	2	4	6	1	2-0	1	1	0	4	4.0	4
Grant	2-1	39	2-8	.250	1-5	.200	2-4	.500	0	6	6	0	3-0	2	3	0	7	3.5	6
Richardson	1-0	13	1-6	.167	1-3	.333	0-0	—	0	1	1	0	0-0	1	0	0	3	3.0	3
Sims	1-0	15	1-1	1.000	0-0	—	0-0	—	0	2	2	2	2-0	1	4	0	2	2.0	2
Aldemir	2-0	25	1-3	.333	0-0	—	1-4	.250	4	4	8	0	2-0	1	1	0	3	1.5	3
G. Robinson (TOT	2-0	12	1-3	.333	0-0	—	0-0	—	1	2	3	0	1-0	0	1	0	2	1.0	2
G. Robinson (PHI)	1-0	6	1-2	.500	0-0	—	0-0	—	1	2	3	0	1-0	0	1	0	2	2.0	2
T. Robinson (TOT	2-0	18	0-5	.000	0-0	—	2-8	.250	0	3	3	0	5-0	0	0	0	2	1.0	2
T. Robinson (PHI)	1-0	12	0-5	.000	0-0	—	2-6	.333	0	3	3	0	4-0	0	0	0	2	2.0	2
Thomas	1-0	17	0-2	.000	0-1	.000	0-0	—	1	4	5	1	2-0	0	1	0	0	0.0	0
76ERS	**2**	**480**	**68-165**	**.412**	**20-56**	**.357**	**33-53**	**.623**	**23**	**62**	**85**	**34**	**44-0**	**18**	**36**	**2**	**189**	**94.5**	**98**
CLIPPERS	**2**	**480**	**90-167**	**.539**	**27-66**	**.409**	**39-57**	**.684**	**17**	**82**	**99**	**61**	**43-0**	**21**	**26**	**5**	**246**	**123.0**	**127**

PHILADELPHIA 76ERS

DATE	W-L	LAC-PHI	SITE
10/20/70	L	89-98	Buffalo
11/13/70	L	111-119	Philadelphia
11/25/70	L	92-99	Philadelphia(B)
12/29/70	L	113-124	Buffalo
12/14/71	W	117-110	Buffalo
12/27/71	L	112-121	Buffalo
1/12/72	W	111-109	Philadelphia
2/2/72	L	104-119	Philadelphia
3/1/72	L	99-108	Philadelphia
3/14/72	W	108-105	Buffalo
10/13/72	W	104-101	Philadelphia
10/17/72	W	122-114	Buffalo
11/24/72	W	105-96	Philadelphia(H)
11/28/72	L	94-101	Buffalo
12/16/72	W	126-103	Philadelphia
1/2/73	W	114-110	Buffalo
1/28/73	W	101-96	Philadelphia
1/30/73	W	105-104	Buffalo
10/20/73	W	116-110	Buffalo
1/20/74	L	112-129	Philadelphia
1/22/74	W	119-109	Buffalo
2/3/74	W	112-98	Buffalo(T)
2/6/74	W	114-98	Philadelphia
2/13/74	W	129-106	Philadelphia
3/2/74	W	103-99	Philadelphia
11/21/74	W	99-95	Buffalo(T)
11/26/74	W	103-99	Philadelphia
12/7/74	L	112-116	Philadelphia
12/10/74	W	101-91	Buffalo
1/6/75	L	95-101	Philadelphia
2/4/75	L	*105-111	Buffalo
3/25/75	W	118-103	Buffalo
3/28/75	W	115-104	Philadelphia
4/4/75	W	108-97	Buffalo
10/31/75	W	92-87	Philadelphia
11/4/75	L	114-121	Buffalo
12/26/75	L	95-96	Philadelphia
12/27/75	W	130-105	Buffalo
2/8/76	L	97-100	Philadelphia
3/6/76	W	105-99	Buffalo
3/31/76	L	103-107	Philadelphia
10/23/76	W	108-105	Buffalo
12/8/76	L	102-123	Philadelphia
2/8/77	W	99-89	Buffalo
2/16/77	L	113-117	Philadelphia
11/26/77	L	107-112	Buffalo
1/13/78	L	93-118	Philadelphia
2/10/78	W	116-110	Buffalo
3/29/78	L	118-149	Philadelphia
11/24/78	L	120-134	Philadelphia
12/19/78	L	113-124	San Diego
2/9/79	L	106-117	Philadelphia
2/23/79	W	117-116	San Diego
11/30/79	L	101-104	Philadelphia
2/21/80	W	104-99	San Diego
2/6/81	L	113-129	Philadelphia
2/25/81	L	95-107	San Diego
2/23/82	L	101-115	Philadelphia
3/3/82	L	107-125	San Diego
11/3/82	L	111-130	San Diego
12/3/82	L	110-127	Philadelphia
11/13/83	L	*116-124	Philadelphia
3/4/84	L	122-127	San Diego
1/26/85	L	113-120	Los Angeles
3/13/85	L	103-121	Philadelphia
12/26/85	L	108-117	Los Angeles
1/8/86	L	114-116	Philadelphia
11/16/86	L	90-103	Los Angeles
1/5/87	L	102-108	Philadelphia
12/2/87	W	88-85	Los Angeles
1/8/88	L	103-117	Philadelphia
11/4/88	L	110-129	Philadelphia
2/28/89	L	105-123	Los Angeles
12/30/89	L	95-100	Los Angeles
3/5/90	L	105-128	Philadelphia
12/18/90	L	99-110	Philadelphia
2/17/91	L	104-114	Los Angeles
12/28/91	W	102-95	Los Angeles
1/10/92	L	90-102	Philadelphia
12/11/92	W	125-110	Philadelphia
12/27/92	L	106-110	Los Angeles
12/27/93	W	96-86	Los Angeles
1/12/94	L	98-117	Philadelphia
11/18/94	L	83-97	Philadelphia
1/5/95	W	95-93	Los Angeles
3/10/96	W	104-102	Philadelphia
3/22/96	W	107-93	Los Angeles
2/20/97	L	84-101	Philadelphia
2/25/97	W	98-93	Los Angeles
2/25/98	W	117-108	Los Angeles
4/3/98	L	78-93	Philadelphia
11/5/99	W	91-81	Los Angeles
2/23/00	L	78-94	Philadelphia
2/16/01	L	93-108	Philadelphia
3/20/01	W	88-77	Los Angeles
12/26/01	L	86-100	Los Angeles
1/7/02	L	92-116	Philadelphia
11/6/02	L	*99-101	Philadelphia
12/31/02	L	75-83	Los Angeles
12/26/03	W	101-98	Los Angeles
1/7/04	L	80-100	Philadelphia
1/2/05	W	93-89	Los Angeles
2/6/05	L	104-106	Philadelphia
11/13/05	L	108-113	Philadelphia
3/17/06	W	99-89	Los Angeles
11/18/06	W	*103-97	Los Angeles
2/9/07	W	90-89	Philadelphia
2/9/08	L	80-101	Philadelphia
3/3/08	L	80-106	Los Angeles
11/21/08	L	88-89	Philadelphia
12/31/08	L	92-100	Los Angeles
12/19/09	W	*112-107	Philadelphia
12/31/09	W	104-88	Los Angeles
12/15/10	L	91-105	Philadelphia
3/16/11	L	94-104	Los Angeles
2/10/12	W	78-77	Philadelphia
2/11/13	W	107-90	Philadelphia
3/20/13	W	101-72	Los Angeles
12/9/13	W	94-83	Philadelphia
2/9/14	W	123-78	Los Angeles
1/3/15	W	127-91	Los Angeles
3/27/15	W	119-98	Philadelphia

** Indicates overtime (2-3)*
(B) Indicates game played in Boston
(H) Indicates game played in Hershey
(T) Indicates game played in Toronto

2014-15 CLIPPERS VS. SIXERS

2014-2015 SEASON SERIES (2-0)

PLAYER	G-GS	MIN	FG-FGA	PCT	3FG-FGA	PCT	FT-FTA	PCT	-REBOUNDS- OFF	DEF	TOT	AST	PF-DQ	STL	TO	BLK	PTS	AVG	HI
Griffin	2-2	64	20-28	.714	0-2	.000	12-18	.667	0	19	19	6	8-0	2	3	3	52	26.0	26
Paul	2-2	60	16-26	.615	6-10	.600	11-11	1.000	2	9	11	19	7-0	3	4	0	49	24.5	25
Redick	2-2	56	15-26	.577	6-14	.429	0-0	—	0	4	4	1	5-0	1	2	0	36	18.0	19
Farmar	1-0	18	5-8	.625	2-5	.400	1-1	1.000	0	1	1	6	0-0	3	0	0	13	13.0	13
Rivers (TOT)	1-0	24	4-9	.444	1-2	.500	4-4	1.000	0	5	5	3	0-0	0	1	0	13	13.0	13
Rivers (LAC)	1-0	24	4-9	.444	1-2	.500	4-4	1.000	0	5	5	3	0-0	0	1	0	13	13.0	13
Griffin	2-2	59	12-21	.571	0-1	.000	1-1	1.000	1	6	7	11	4-0	1	4	0	25	12.5	15
Crawford	1-0	22	3-9	.333	1-5	.200	5-5	1.000	2	2	4	3	2-0	0	1	0	12	12.0	12
Jordan	2-2	54	9-15	.600	0-0	—	6-21	.286	11	19	30	1	3-0	1	1	3	24	12.0	17
Barnes	2-2	49	7-16	.438	4-12	.333	4-6	.667	0	6	6	3	5-0	5	2	0	22	11.0	15
Bullock	1-0	19	3-4	.750	3-4	.750	1-2	.500	0	4	4	2	1-0	2	0	0	10	10.0	10
Hawes	2-0	40	6-16	.375	2-8	.250	0-0	—	1	13	14	4	7-0	2	5	2	14	7.0	7
Davis	2-0	28	3-4	.750	0-0	—	6-6	1.000	0	5	5	2	1-0	1	1	0	12	6.0	8
Turkoglu	1-0	14	2-4	.500	1-3	.333	0-0	—	0	4	4	3	2-0	0	0	0	5	5.0	5
Udoh	2-0	11	4-4	1.000	0-0	—	0-0	—	0	3	3	0	4-0	1	2	0	8	4.0	4
Cunningham	1-0	6	1-2	.500	1-1	1.000	0-0	—	0	1	1	0	0-0	1	0	0	3	3.0	3
Hamilton (TOT)	1-0	11	0-1	.000	0-1	.000	0-0	—	0	0	0	2	1-0	0	0	0	0	0.0	0
Hamilton (LAC)	1-0	11	0-1	.000	0-1	.000	0-0	—	0	0	0	2	1-0	0	0	0	0	0.0	0
Jones	1-0	3	0-1	.000	0-0	—	0-0	—	0	0	0	0	1-0	0	0	0	0	0.0	0
Wilcox	1-0	5	0-1	.000	0-0	—	0-0	—	0	0	0	1	0-0	0	1	0	0	0.0	0
CLIPPERS	**2**	**480**	**90-167**	**.539**	**27-66**	**.409**	**39-57**	**.684**	**17**	**82**	**99**	**61**	**43-0**	**21**	**26**	**5**	**246**	**123.0**	**127**
76ERS	**2**	**480**	**68-165**	**.412**	**20-56**	**.357**	**33-53**	**.623**	**23**	**62**	**85**	**34**	**44-0**	**18**	**36**	**2**	**189**	**94.5**	**98**

PHOENIX SUNS

JEFF HORNACEK

Record: 87-77 (.530)
w/ Suns: 87-77 (.530)

201 E. Jefferson Street, Phoenix, AZ 85004
Phone: (602) 379-7900
PR Fax: (602) 379-7908
www.suns.com

Managing Partner	Robert Sarver
General Manager	Ryan McDonough
Head Coach	Jeff Hornacek
Assistant Coaches	Jerry Sichting, Mike Longabardi, Corey Gaines, Earl Watson, Nate Bjorkgren
Vice President, Athlete Care/Head Athletic Trainer	Aaron Nelson
Head Strength & Conditioning Coach/Assistant Athletic Trainer	Mike Elliott
Assistant Athletic Trainer/Rehabilitation Coordinator	Tom Maystadt
Assistant Athletic Trainer/Performance & Recovery Specialist	Adam Annaccone
Equipment Manager	Jay Gaspar
Vice President, Basketball Communications	**Julie Fie**
Managers, Basketball Communications	**DC Headley, Cole Mickelson**
Assistant to VP of Basketball Communications	**Lori Cook**
Team Colors	Purple, Orange, Black, Gray, Yellow
Home Court	US Airways Center (18,422), 1992
Radio	Arizona Sports 98.7 FM – Al McCoy, Tim Kempton KSUN 1400 AM (Spanish) – Ivan Valenzuela, Arturo Ochoa
Television	FOX Sports Arizona (Cable) – Steve Albert, Eddie Johnson, Ann Meyers Drysdale, Kevin Ray

SERIES HISTORY

All-Time: 76-128 (Home: 50-53, Road: 26-75)
2014-15: 4-0
Current Overall Streak: Won 7
Home Streak: Won 3
Last Win: December 8, 2014 (121-120)*
Last Loss: December 30, 2013 (88-107)
Road Streak: Won 4
Last Win: April 2, 2014 (112-108)
Last Loss: January 24, 2013 (88-93)
Largest Margin of Victory:
Home: 30 (124-94), March 12, 1974
Road: 26 (103-77), December 23, 2012
Largest Margin of Defeat:
Home: 26 (2) (101-127), March 3, 2010
Road: 46 (68-114), February 2, 2000

SUNS 2014-15 REVIEW

Record: 39-43 (.476), 3rd place, Pacific Division
Team Leaders:
Points: Bledsoe (1,377)
Rebounds: Markieff Morris (506)
Assists: Bledsoe (493)
vs. Clippers:

11/15/14	PHX 107	at	**LAC 120**
12/8/14	PHX 120	at	**LAC 121***
1/25/15	**LAC 120**	at	PHX 100
4/14/15	**LAC 112**	at	PHX 101

2015 Playoffs: None
2015 Draft Choices:
Devin Booker (13), Andrew Harrison (44)

ABOUT THE SUNS

All-time record: 2,099-1,707 (.551)
Franchise Locations:
Phoenix Suns (1968 to present)

2014-15 SUNS VS. CLIPPERS

2014-2015 SEASON SERIES (0-4)

PLAYER	G-GS	MIN	FG-FGA	PCT	3FG-FGA	PCT	FT-FTA	PCT	- REBOUNDS - OFF	DEF	TOT	AST	PF-DQ	STL	TO	BLK	PTS	AVG	HI
Dragic	4-4	145	24-52	.462	2-14	.143	28-33	.848	1	5	6	30	13-0	9	14	1	78	19.5	26
Thomas	2-0	52	10-23	.435	6-13	.462	18-18	1.000	2	1	3	8	7-0	1	3	0	44	22.0	25
Green	4-0	108	23-49	.469	12-28	.429	5-6	.833	1	9	10	8	6-0	3	4	2	63	15.8	26
G. Dragic	3-3	110	17-39	.436	5-13	.385	7-9	.778	3	6	9	18	8-0	6	6	0	46	15.3	19
Len	3-1	77	19-30	.633	0-0	—	8-12	.667	8	16	24	1	14-1	1	1	3	46	15.3	17
Knight (TOT)	2-2	58	9-24	.375	5-11	.455	7-9	.778	1	8	9	10	4-0	0	5	0	30	15.0	22
Thornton (TOT)	1-0	27	6-13	.462	3-6	.500	0-1	.000	0	2	2	4	0-0	0	2	0	15	15.0	15
Bledsoe	4-4	145	18-47	.383	3-17	.176	16-20	.800	3	21	24	42	12-0	8	14	3	55	13.8	27
Mark. Morris	4-4	102	21-48	.438	3-12	.250	4-5	.800	6	19	25	7	14-0	3	5	3	49	12.3	21
Barron	1-0	25	3-6	.500	2-3	.667	1-2	.500	2	2	4	1	3-0	1	0	1	9	9.0	9
Marc. Morris	3-1	61	10-25	.400	6-11	.545	1-2	.500	3	7	10	5	8-0	0	2	1	27	9.0	13
Tucker	4-3	116	12-32	.375	5-12	.417	3-5	.600	4	14	18	4	13-0	1	4	1	32	8.0	17
Marshall (TOT)	2-0	35	6-10	.600	2-4	.500	1-2	.500	0	1	1	9	2-0	1	4	0	15	7.5	10
McNeal	1-0	15	2-4	.500	1-1	1.000	2-2	1.000	0	1	1	0	1-0	3	2	0	7	7.0	7
Goodwin	3-1	37	6-11	.545	2-3	.667	5-9	.556	1	5	6	3	3-0	0	5	0	19	6.3	18
Warren	2-1	46	5-13	.385	0-1	.000	0-0	—	3	0	3	6	4-0	1	1	0	10	5.0	10
Tolliver	2-0	27	3-7	.429	3-5	.600	0-0	—	0	3	3	1	1-0	0	2	0	9	4.5	9
Granger (TOT)	2-0	30	4-12	.333	0-5	.000	0-0	—	3	2	5	2	2-0	1	2	0	8	4.0	6
Plumlee	3-2	56	6-13	.462	0-0	—	0-0	—	3	13	16	2	4-0	3	3	2	12	4.0	8
Salmons (TOT)	1-0	18	1-4	.250	0-1	.000	0-0	—	0	2	2	1	1-0	2	0	0	2	2.0	2
Bullock (TOT)	1-0	3	0-1	.000	0-1	.000	0-0	—	0	0	0	0	0-0	0	0	1	0	0.0	0
Bullock (PHO)	1-0	3	0-1	.000	0-1	.000	0-0	—	0	0	0	0	0-0	0	0	1	0	0.0	0
Z. Dragic	2-0	4	0-2	.000	0-2	.000	0-0	—	0	0	0	0	0-0	0	0	0	0	0.0	0
Randolph	1-0	2	0-0	—	0-0	—	0-0	—	0	0	0	0	1-0	0	0	0	0	0.0	0
SUNS	**4**	**985**	**155-350**	**.443**	**48-122**	**.393**	**70-90**	**.778**	**39**	**117**	**156**	**106**	**99-1**	**31**	**53**	**17**	**428**	**107.0**	**120**
CLIPPERS	**4**	**985**	**165-338**	**.488**	**48-121**	**.397**	**95-127**	**.748**	**39**	**147**	**186**	**105**	**87-0**	**29**	**57**	**27**	**473**	**118.3**	**121**

DATE	W-L	LAC-PHX	SITE
11/2/70	L	102-110	Phoenix
11/24/70	W	112-106	Buffalo
1/26/71	L	82-114	Phoenix
2/14/71	L	97-108	Buffalo
11/3/71	L	98-100	Buffalo
12/30/71	L	102-123	Phoenix
1/7/72	L	110-123	Buffalo
3/5/72	L	103-131	Phoenix
12/5/72	W	108-97	Buffalo
2/14/73	L	107-124	Phoenix
2/23/73	L	106-125	Buffalo
3/21/73	L	* 124-134	Phoenix
11/20/73	W	127-100	Buffalo
12/29/73	W	120-108	Phoenix
3/12/74	W	124-94	Buffalo
3/22/74	L	119-126	Phoenix
11/23/74	W	117-104	Buffalo
12/27/74	W	108-92	Phoenix
2/12/75	L	96-108	Phoenix
2/18/75	W	124-109	Buffalo(T)
11/8/75	W	110-105	Buffalo
11/26/75	L	106-107	Phoenix
1/15/76	W	126-119	Phoenix
1/20/76	W	112-103	Buffalo
12/14/76	W	108-99	Buffalo
12/23/76	L	92-107	Phoenix
2/22/77	W	115-104	Buffalo
3/24/77	W	107-102	Phoenix
12/14/77	L	103-113	Phoenix
1/7/78	L	97-107	Buffalo
2/21/78	L	111-114	Buffalo
3/25/78	L	106-112	Phoenix
10/13/78	L	114-128	Phoenix
12/17/78	W	116-110	San Diego
4/6/79	L	117-118	Phoenix
4/7/79	W	120-116	San Diego
11/7/79	W	114-102	Phoenix
11/20/79	W	117-110	San Diego
1/19/80	L	123-137	Phoenix
1/29/80	W	133-121	San Diego
3/15/80	W	120-109	San Diego
3/30/80	L	104-122	Phoenix
10/19/80	L	84-102	San Diego
10/29/80	L	89-105	Phoenix
11/11/80	L	107-109	San Diego
2/10/81	L	93-107	San Diego
2/13/81	L	94-110	Phoenix
3/27/81	L	100-124	Phoenix
12/1/81	L	94-117	Phoenix
12/8/81	W	121-110	San Diego
1/16/82	L	87-106	Phoenix
1/27/82	W	99-92	San Diego
3/31/82	L	106-127	Phoenix
4/13/82	L	94-105	San Diego
10/29/82	L	99-113	San Diego
12/4/82	W	113-103	Phoenix
1/15/83	L	101-114	Phoenix
2/10/83	W	101-100	San Diego
4/15/83	L	101-113	San Diego
4/17/83	L	101-110	Phoenix
12/10/83	L	93-109	Phoenix
12/23/83	L	115-121	San Diego
1/11/84	L	104-129	Phoenix
1/26/84	W	119-101	San Diego
2/29/84	W	102-95	San Diego
3/27/84	L	109-116	Phoenix
10/30/84	L	96-99	Phoenix
11/25/84	W	114-109	Los Angeles
12/30/84	L	109-117	Los Angeles
1/11/85	W	98-94	Phoenix

DATE	W-L	LAC-PHX	SITE
3/28/85	W	116-110	Los Angeles
3/30/85	W	123-114	Phoenix
12/14/85	L	92-114	Los Angeles
1/29/86	L	108-118	Los Angeles
2/6/86	L	104-116	Phoenix
2/11/86	W	120-112	Los Angeles
3/28/86	W	107-96	`Phoenix
4/13/86	L	99-118	Phoenix
11/1/86	W	117-111	Los Angeles
12/6/86	L	109-111	Los Angeles
1/17/87	L	101-132	Phoenix
3/27/87	L	117-130	Phoenix
4/4/87	L	* 123-128	Los Angeles
4/18/87	L	106-121	Phoenix
11/20/87	W	112-96	Phoenix
12/6/87	L	96-97	Los Angeles
12/30/87	L	102-121	Los Angeles
2/9/88	L	100-106	Phoenix
2/10/88	W	101-95	Los Angeles
3/21/88	L	99-107	Phoenix
11/12/88	W	* 138-127	Los Angeles
12/3/88	L	* 106-114	Phoenix
2/9/89	L	113-120	Phoenix
3/4/89	L	91-133	Phoenix
3/25/89	L	103-123	Los Angeles
4/8/89	L	97-115	Los Angeles
12/1/89	L	90-111	Phoenix
12/23/89	L	100-104	Phoenix
2/13/90	L	96-118	Los Angeles
4/7/90	L	108-115	Los Angeles
11/14/90	W	108-102	Los Angeles
11/16/90	L	* 110-121	Phoenix
2/20/91	L	93-113	Los Angeles
3/25/91	W	106-94	Los Angeles
4/17/91	L	100-105	Phoenix
11/6/91	W	111-87	Los Angeles
11/22/91	L	97-105	Phoenix
2/14/92	W	104-97	Los Angeles
2/22/92	L	112-130	Phoenix
3/20/92	W	114-101	Phoenix
11/7/92	L	105-111	Phoenix
11/21/92	W	111-107	Los Angeles
2/2/93	W	112-108	Los Angeles
2/10/93	L	100-122	Phoenix
4/12/93	W	111-104	Los Angeles
11/9/93	L	99-114	Los Angeles
12/18/93	L	109-116	Phoenix
2/1/94	L	106-108	Phoenix
3/31/94	L	102-117	Los Angeles
4/22/94	L	121-127	Phoenix
11/12/94	L	101-108	Los Angeles(A)
11/23/94	L	109-140	Phoenix
1/14/95	L	108-134	Los Angeles
2/24/95	L	106-118	Phoenix
2/28/95	W	110-99	Los Angeles
11/3/95	W	112-106	Los Angeles
1/5/96	W	94-88	Los Angeles
1/9/96	W	105-100	Phoenix
3/24/96	L	92-103	Phoenix
12/16/96	W	* 122-121	Los Angeles(A)
2/14/97	L	93-110	Phoenix
3/13/97	L	96-112	Los Angeles
3/18/97	W	121-111	Phoenix
10/31/97	L	100-110	Phoenix
11/8/97	L	105-123	Los Angeles(A)
2/27/98	L	99-104	Los Angeles
3/9/98	L	105-134	Phoenix
2/5/99	L	92-101	Los Angeles
2/13/99	L	* 104-107	Phoenix
4/6/99	L	83-88	Los Angeles

DATE	W-L	LAC-PHX	SITE
11/30/99	L	80-94	Los Angeles
2/2/00	L	68-114	Phoenix
4/11/00	L	88-95	Los Angeles
4/14/00	L	88-112	Phoenix
11/25/00	L	* 89-95	Los Angeles
12/15/00	W	98-88	Phoenix
1/3/01	L	85-90	Phoenix
4/16/01	W	100-80	Los Angeles
11/10/01	W	111-102	Los Angeles
12/18/01	W	96-92	Phoenix
3/23/02	L	94-97	Los Angeles
3/29/02	W	96-94	Phoenix
12/20/02	L	76-87	Los Angeles
12/27/02	L	95-108	Phoenix
1/31/03	L	92-98	Los Angeles
2/11/03	W	107-106	Phoenix
12/13/03	W	106-91	Los Angeles
12/29/03	L	105-113	Los Angeles
3/16/04	W	110-98	Phoenix
4/13/04	W	98-96	Phoenix
11/21/04	L	111-122	Los Angeles
1/8/05	L	91-108	Los Angeles
2/23/05	L	101-118	Phoenix
4/15/05	L	91-98	Phoenix
12/10/05	W	101-91	Los Angeles
1/18/06	L	102-112	Los Angeles
3/15/06	L	95-126	Phoenix
4/5/06	W	119-105	Phoenix
11/1/06	L	104-112	Phoenix
11/4/06	W	114-108	Los Angeles
2/20/07	L	90-115	Los Angeles
4/17/07	W	103- 99	Phoenix
11/23/07	L	94-113	Phoenix
12/27/07	L	88-108	Los Angeles
12/28/07	L	88-94	Phoenix
1/15/08	W	97-90	Los Angeles
1/2/09	L	98-106	Phoenix
11/11/09	L	103-109	Los Angeles
2/17/09	L	100-140	Phoenix
2/18/09	L	119-142	Los Angeles
10/28/09	L	107-109	Los Angeles
12/25/09	L	93-124	Phoenix
2/26/10	L	112-125	Phoenix
3/3/10	L	101-127	Los Angeles
11/26/10	L	108-116	Phoenix
12/26/10	W	108-103	Los Angeles
3/20/11	L	99-108	Los Angeles
4/1/11	L	98-111	Phoenix
3/2/12	L	78-81	Phoenix
3/15/12	L	87-91	Los Angeles
3/28/12	W	103-86	Los Angeles
4/19/12	L	90-93	Phoenix
12/8/12	W	117-99	Los Angeles
12/23/12	W	103-77	Phoenix
1/24/13	L	88-93	Phoenix
4/3/13	W	126-101	Los Angeles
12/30/13	L	88-107	Los Angeles
3/4/14	W	104-96	Phoenix
3/10/14	W	112-105	Los Angeles
4/2/14	W	112-108	Phoenix
11/15/14	W	120-107	Los Angeles
12/8/14	W	121-120*	Los Angeles
1/25/15	W	120-100	Phoenix
4/14/15	W	112-101	Phoenix

** Indicates overtime (3-6)*
(T) Indicates game played in Toronto
(A) Indicates game played at Arrowhead Pond of Anaheim

2014-15 CLIPPERS VS. SUNS

2014-2015 SEASON SERIES (4-0)

PLAYER	G-GS	MIN	FG-FGA	PCT	3FG-FGA	PCT	FT-FTA	PCT	- REBOUNDS - OFF	DEF	TOT	AST	PF-DQ	STL	TO	BLK	PTS	AVG	HI
Griffin	4-4	140	40-69	.580	2-2	1.000	25-33	.758	3	28	31	18	13-0	5	9	1	107	26.8	45
Paul	4-4	145	33-64	.516	15-31	.484	16-19	.842	1	20	21	37	12-0	7	11	1	97	24.3	32
Redick	4-4	131	19-44	.432	9-21	.429	16-18	.889	1	9	10	7	8-0	2	5	0	63	15.8	20
Jordan	4-4	140	20-22	.909	0-0	—	13-27	.481	21	39	60	5	14-0	2	11	17	53	13.3	18
Hudson	1-0	21	4-5	.800	3-3	1.000	0-0	—	1	1	2	3	1-0	1	1	1	11	11.0	11
Hawes	4-0	68	16-26	.615	5-10	.500	5-6	.833	1	13	14	4	7-0	1	5	4	42	10.5	14
Crawford	4-0	99	12-41	.293	7-20	.350	7-8	.875	3	3	6	12	7-0	4	5	0	38	9.5	10
Robinson (TOT)	2-0	29	5-17	.294	1-8	.125	3-4	.750	0	1	1	3	5-0	0	1	0	14	7.0	8
Barnes	4-4	114	9-35	.257	2-20	.100	7-8	.875	4	14	18	10	10-0	4	3	1	27	6.8	12
Turkoglu	3-0	41	4-9	.444	2-6	.333	3-5	.600	0	6	6	3	3-0	0	0	0	13	4.3	6
Bullock	1-0	7	1-1	1.000	1-1	1.000	0-0	—	0	2	2	0	0-0	0	0	1	3	3.0	3
Farmar	1-0	17	1-5	.200	1-4	.250	0-0	—	0	2	2	1	3-0	0	1	0	3	3.0	3
Cunningham	2-0	6	1-2	.500	1-2	.500	1-1	1.000	0	1	1	0	2-0	0	0	0	4	2.0	4
Davis	4-0	30	3-8	.375	0-0	—	2-2	1.000	4	2	6	3	4-0	1	3	0	8	2.0	2
Rivers (TOT)	2-0	36	1-8	.125	0-1	.000	0-0	—	0	5	5	3	4-0	0	0	0	2	1.0	2
Rivers (LAC)	1-0	15	1-4	.250	0-1	.000	0-0	—	0	4	4	2	2-0	0	0	0	2	2.0	2
Udoh	2-0	4	1-2	.500	0-0	—	0-0	—	0	1	1	0	1-0	0	0	1	2	1.0	2
Hamilton (TOT)	1-0	4	0-0	—	0-0	—	0-0	—	0	0	0	0	0-0	1	0	0	0	0.0	0
Hamilton (LAC)	1-0	4	0-0	—	0-0	—	0-0	—	0	0	0	0	0-0	1	0	0	0	0.0	0
Jones	2-0	2	0-0	—	0-0	—	0-0	—	0	1	1	0	0-0	0	0	0	0	0.0	0
Wilcox	1-0	2	0-1	.000	0-0	—	0-0	—	0	1	1	0	0-0	1	0	0	0	0.0	0
CLIPPERS	**4**	**985**	**165-338**	**.488**	**48-121**	**.397**	**95-127**	**.748**	**39**	**147**	**186**	**105**	**87-0**	**29**	**57**	**27**	**473**	**118.3**	**121**
SUNS	**4**	**985**	**155-350**	**.443**	**48-122**	**.393**	**70-90**	**.778**	**39**	**117**	**156**	**106**	**99-1**	**31**	**53**	**17**	**428**	**107.0**	**120**

PORTLAND TRAIL BLAZERS

TERRY STOTTS

Record:
253-276 (.478)
w/ Blazers:
138-108 (.561)

One Center Court, Suite 200
Portland, OR 97227
Phone: (503) 234-9291
www.trailblazers.com

Owner	Paul Allen
President of Basketball Operations	Neil Olshey
President & CEO	Chris McGowan
Head Coach	Terry Stotts
Assistant Coaches	David Vanterpool, Nate Tibbetts, Dale Osbourne, Jim Moran
Director of Player Health and Performance	Chris Stackpole
Head Athletic Trainer	Geoff Clark
Sports Performance Specialist	Todd Forcier
Sports Performance Specialist	Ben Kenyon
Assistant General Managers	Bill Branch, Steve Rosenberry
Director of Player Personnel	Joe Cronin
Vice President of Basketball Communications	**Jim Taylor**
Basketball Communications Director	**Collin Romer**
Team Colors	Scarlet, Black and White
Home Court	Moda Center (19,980), 1995
Radio	Rip City Radio 620 AM, Broadcasters: Brian Wheeler, Antonio Harvey
TV	KGW (Channel 8). Broadcasters: Mike Barrett, Mike Rice
Cable	Comcast SportsNet. Broadcasters: Mike Barrett, Mike Rice

SERIES HISTORY

All-Time: 70-140 (Home: 50-55, Road: 20-85)
2014-15: 3-1
Current Overall Streak: Won 1
Home Streak: Lost 1
Last Win: February 12, 2014 (122-117)
Last Loss: March 4, 2015 (93-98)*
Road Streak: Won 2
Last Win: April 1, 2015 (126-122)
Last Loss: April 16, 2014 (104-110)
Largest Margin of Victory:
Home: 20 (3) (91-71), March 7, 2004
Road: 17 (112-95), March 16, 1976
Largest Margin of Defeat:
Home: 27 (70-97), April 10, 1999
Road: 48 (73-121), December 14, 1994

BLAZERS 2014-15 REVIEW

Record: 51-31 (.622), 1st place, Northwest Division
Team Leaders:
Points: Lillard (1,720)
Rebounds: Aldridge (726)
Assists: Lillard (507)
vs. Clippers:

11/8/14	POR	102	at	**LAC**	**106**
1/14/15	**LAC**	**100**	at	POR	94
3/4/15	**POR**	**98**	at	LAC	93*
4/1/15	**LAC**	**126**	at	POR	122

2015 Playoffs:
1st Round vs. Memphis (1-4)
2015 Draft Choices:
Rondae Hollis-Jefferson (23)

ABOUT THE BLAZERS

All-time record:
1,947-1,695 (.535)
Franchise Locations:
Portland Trail Blazers (1970 to present)

2014-15 BLAZERS VS. CLIPPERS

2014-2015 SEASON SERIES (1-3)

PLAYER	G-GS	MIN	FG-FGA	PCT	3FG-FGA	PCT	FT-FTA	PCT	- REBOUNDS - OFF	DEF	TOT	AST	PF-DQ	STL	TO	BLK	PTS	AVG	HI
Aldridge	4-4	158	43-102	.422	1-7	.143	29-33	.879	10	27	37	4	11-0	2	4	2	116	29.0	37
Lillard	4-4	155	22-57	.386	11-30	.367	8-12	.667	1	30	31	26	16-0	1	15	0	63	15.8	25
Batum	4-4	143	16-33	.485	11-22	.500	12-13	.923	4	20	24	26	8-0	6	7	4	55	13.8	21
Afflalo (TOT)	4-3	135	20-45	.444	5-14	.357	6-7	.857	3	11	14	16	6-0	4	6	1	51	12.8	18
Afflalo (POR)	2-1	66	8-18	.444	3-7	.429	2-2	1.000	2	7	9	6	4-0	0	4	0	21	10.5	14
Lopez	3-3	91	14-25	.560	0-0	—	9-13	.692	12	10	22	3	7-0	0	2	3	37	12.3	19
Matthews	3-3	106	11-33	.333	6-21	.286	6-8	.750	2	12	14	5	13-0	4	3	0	34	11.3	14
Kaman	4-1	80	18-28	.643	0-0	—	3-3	1.000	9	23	32	2	8-0	1	9	0	39	9.8	15
McCollum	3-0	41	7-16	.438	4-10	.400	2-2	1.000	0	0	0	5	3-0	0	1	0	20	6.7	13
Leonard	2-0	33	4-7	.571	0-0	—	3-4	.750	2	8	10	3	4-0	0	1	0	11	5.5	11
Wright	2-0	24	2-8	.250	1-6	.167	4-5	.800	1	6	7	1	0-0	0	0	0	9	4.5	6
Freeland	1-0	11	2-4	.500	0-0	—	0-0	—	0	2	2	0	4-0	0	0	2	4	4.0	4
Gee (TOT)	2-0	9	1-3	.333	0-1	.000	2-2	1.000	0	0	0	1	0-0	1	0	0	4	2.0	4
Blake	4-0	63	3-9	.333	0-5	.000	1-2	.500	0	5	5	9	4-0	0	5	0	7	1.8	3
Barton	1-0	10	0-3	.000	0-0	—	0-0	—	0	2	2	1	1-0	0	0	0	0	0.0	0
Robinson	1-0	6	0-0	—	0-0	—	0-2	.000	0	0	0	0	1-0	0	0	0	0	0.0	0
TRAIL BLAZERS	**4**	**985**	**150-343**	**.437**	**37-108**	**.343**	**79-99**	**.798**	**43**	**152**	**195**	**91**	**84-0**	**14**	**54**	**11**	**416**	**104.0**	**122**
CLIPPERS	**4**	**985**	**160-351**	**.456**	**39-94**	**.415**	**66-91**	**.725**	**31**	**141**	**172**	**92**	**88-0**	**29**	**29**	**13**	**425**	**106.3**	**126**

THE OPPONENTS

PORTLAND TRAIL BLAZERS

DATE	W-L	LAC-POR	SITE
10/27/70	L	108-119	Portland
10/31/70	L	102-107	Portland
11/17/70	W	102-101	Portland
11/21/70	L	108-112	Portland(S)
11/28/70	W	111-95	Buffalo
12/11/70	L	105-120	Buffalo
1/14/71	W	119-113	Buffalo(R)
1/20/71	W	126-106	Buffalo
1/24/71	W	123-111	Buffalo
3/8/71	W	114-98	Portland
3/14/71	L	112-122	Portland
3/20/71	L	129-132	Buffalo
10/29/71	W	120-119	Portland
11/9/71	W	109-100	Buffalo
12/10/71	L	* 100-101	Buffalo
1/2/72	L	90-108	Portland
1/14/72	L	100-102	Buffalo
3/7/72	L	94-98	Portland
1/12/73	W	120-100	Buffalo
2/13/73	L	100-120	Portland
3/10/73	W	106-101	Buffalo
3/25/73	L	* 107-113	Portland
11/9/73	L	108-122	Portland
12/5/73	W	114-110	Buffalo
1/1/74	W	120-119	Portland
3/10/74	W	122-112	Buffalo(T)
11/1/74	L	106-113	Portland
12/6/74	W	114-105	Buffalo
2/21/75	W	116-106	Buffalo
3/16/75	L	95-102	Portland
11/22/75	L	104-109	Buffalo
11/29/75	L	115-130	Portland
2/17/76	W	116-113	Buffalo
3/16/76	W	112-95	Portland
11/21/76	L	98-121	Portland
12/10/76	L	102-103	Buffalo
3/8/77	W	102-95	Buffalo
3/29/77	L	101-127	Portland
10/25/77	L	85-107	Portland
12/13/77	L	108-111	Portland
1/17/78	L	94-96	Buffalo
3/12/78	W	96-90	Buffalo
11/3/78	L	98-119	Portland
1/24/79	W	122-121	San Diego
3/14/79	W	110-105	San Diego
3/20/79	L	109-115	Portland
10/16/79	L	81-88	Portland
11/2/79	L	102-123	San Diego
12/9/79	W	98-96	Portland
2/8/80	W	118-104	San Diego
3/23/80	L	91-98	Portland
3/27/80	L	93-96	San Diego
11/8/80	W	* 110-106	Portland
12/4/80	L	100-103	San Diego
1/29/81	L	106-108	San Diego
2/24/81	W	121-107	Portland
3/17/81	L	112-127	Portland
3/29/81	L	129-144	San Diego
11/12/81	W	122-115	San Diego
12/15/81	L	101-118	Portland
12/26/81	L	116-128	San Diego
1/29/82	L	93-96	Portland
4/9/82	L	104-124	Portland
4/15/82	W	129-123	San Diego
11/30/82	L	114-121	Portland
12/16/82	L	103-111	San Diego
12/26/82	W	112-105	San Diego
2/15/83	L	106-115	Portland
3/2/83	L	102-104	San Diego
4/14/83	L	83-120	Portland
10/28/83	L	93-107	Portland
1/24/84	W	118-113	San Diego
2/8/84	L	105-114	San Diego
2/28/84	L	99-117	Portland
3/20/84	L	105-106	Portland
4/6/84	W	121-112	San Diego
11/3/84	L	112-131	Los Angeles
11/18/84	L	105-113	Portland
12/13/84	W	106-100	Los Angeles
2/26/85	L	99-110	Portland
3/23/85	L	123-126	Portland
3/25/85	L	99-120	Los Angeles
10/29/85	W	119-113	Los Angeles
11/21/85	L	108-112	Los Angeles
12/25/85	L	107-121	Portland
2/1/86	L	121-156	Portland
2/13/86	W	118-113	Los Angeles
4/10/86	L	100-115	Portland
11/14/86	L	109-119	Portland
12/2/86	L	99-134	Portland
12/12/86	L	112-113	Los Angeles
2/16/87	L	105-110	Los Angeles
3/17/87	L	123-134	Los Angeles
4/12/87	L	100-113	Portland
11/7/87	L	99-124	Los Angeles
11/27/87	L	87-97	Portland
2/17/88	L	96-110	Los Angeles
3/13/88	L	100-121	Portland
4/5/88	L	119-141	Portland
4/6/88	L	103-111	Los Angeles
11/15/88	L	103-125	Portland
12/13/88	L	92-113	Portland
2/1/89	L	107-108	Los Angeles
3/2/89	L	113-119	Los Angeles
4/6/89	W	133-123	Los Angeles
4/11/89	L	102-126	Portland
11/28/89	L	94-116	Portland
12/12/89	L	92-99	Portland
1/27/90	L	115-118	Los Angeles
4/6/90	L	99-106	Portland
4/16/90	L	85-93	Los Angeles
11/11/90	L	107-138	Portland
12/21/90	L	107-117	Los Angeles
3/17/91	W	107-97	Portland
3/20/91	L	96-100	Los Angeles
11/19/91	L	112-132	Portland
11/21/91	L	91-106	Los Angeles
2/16/92	W	107-106	Portland
2/21/92	L	116-123	Los Angeles
4/9/92	W	106-100	Los Angeles
2/12/93	L	104-111	Los Angeles
2/14/93	W	96-86	Portland
3/26/93	L	110-122	Portland
4/13/93	L	99-101	Portland
4/25/93	W	123-112	Los Angeles
11/5/93	W	97-95	Los Angeles
12/29/23	L	98-114	Portland
2/22/94	L	117-120	Portland
2/23/94	L	112-121	Los Angeles
3/20/94	W	114-110	Los Angeles
11/4/94	L	100-121	Los Angeles(J)
11/5/94	L	95-112	Portland(J)
12/14/94	L	73-121	Portland
1/20/95	L	97-108	Los Angeles
2/27/95	L	83-96	Portland
11/20/95	L	94-113	Portland
2/17/96	W	100-96	Los Angeles(A)
3/15/96	L	79-86	Portland
4/8/96	W	102-89	Los Angeles
12/27/96	L	98-102	Los Angeles
1/21/97	L	82-100	Los Angeles
3/11/97	L	105-109	Portland
3/16/97	L	94-106	Portland
11/1/97	L	74-82	Los Angeles
3/15/97	L	92-103	Portland
4/9/98	L	95-99	Los Angeles
4/16/98	L	90-99	Portland
3/13/99	L	* 96-106	Los Angeles
4/10/99	L	70-97	Los Angeles(A)
4/11/99	W	89-83	Portland
11/3/99	L	98-121	Portland
11/27/99	L	71-88	Los Angeles
2/9/00	L	100-107	Portland
4/18/00	L	100-116	Los Angeles
2/3/01	W	90-89	Los Angeles
2/24/01	W	** 123-120	Los Angeles
3/1/01	L	81-94	Portland
3/26/01	L	96-104	Portland
11/8/01	L	101-119	Portland
1/1/02	W	112-97	Los Angeles
1/19/02	L	93-113	Portland
2/18/02	L	79-80	Los Angeles
11/15/02	L	88-112	Portland
12/18/02	L	93-97	Los Angeles
2/28/03	L	103-109	Portland
4/16/03	W	93-107	Los Angeles
1/13/04	W	* 103-96	Los Angeles
2/18/04	L	86-101	Portland
3/7/04	W	91-71	Los Angeles
3/24/04	L	85-91	Portland
11/5/04	L	81-94	Portland
1/5/05	W	102-98	Los Angeles
1/28/05	L	86-90	Portland
3/21/05	W	96-89	Los Angeles
1/1/06	W	100-94	Portland
3/26/06	W	97-83	Portland
4/12/06	W	97-93	Los Angeles
11/6/06	W	102- 89	Los Angeles
12/15/06	L	99-109	Portland
3/31/07	W	99- 86	Portland
4/13/07	W	107-89	Los Angeles
2/27/08	L	80-82	Los Angeles
3/21/08	L	102-107	Portland
3/22/08	L	72-83	Los Angeles
12/12/08	W	** 117-109	Portland
1/26/09	L	88-113	Los Angeles
2/22/09	L	87-116	Portland
4/11/09	L	72-87	Los Angeles
12/30/09	L	99-103	Portland
1/4/10	W	105-95	Los Angeles
2/16/10	L	87-109	Portland
4/7/10	L	85-93	Los Angeles
10/27/10	L	88-98	Los Angeles
12/5/10	L	91-100	Portland
1/20/11	L	93-108	Portland
1/1/12	W	93-88	Los Angeles
1/10/12	L	97-105	Portland
2/16/12	W	74-71	Portland
11/8/12	W	103-90	Portland
1/26/13	L	100-101	Portland
1/27/13	W	96-83	Los Angeles
4/16/13	W	93-77	Los Angeles
12/26/13	L	112-116*	Portland
2/12/14	W	122-117	Los Angeles
4/16/14	L	104-110	Portland
11/8/14	W	106-102	Los Angeles
1/14/15	W	100-94	Portland
3/4/15	L	93-98*	Los Angeles
4/1/15	W	126-122	Portland

** Indicates overtime (2-5)*
*** Indicates double-overtime (2-0)*
(S) Indicates game played in Seattle
(R) Indicates game played in Rochester
(T) Indicates game played in Toronto
(J) Indicates game played in Japan
(A) Indicates game played at Arrowhead Pond of Anaheim

2014-15 CLIPPERS VS. BLAZERS

2014-2015 SEASON SERIES (3-1)

PLAYER	G-GS	MIN	FG-FGA	PCT	3FG-FGA	PCT	FT-FTA	PCT	- REBOUNDS - OFF	DEF	TOT	AST	PF-DQ	STL	TO	BLK	PTS	AVG	HI
Paul	4-4	158	42-85	.494	8-21	.381	30-30	1.000	1	20	21	50	13-0	8	9	1	122	30.5	41
Crawford	2-1	62	17-38	.447	7-16	.438	4-5	.800	0	5	5	1	5-0	1	1	0	45	22.5	25
Redick	4-4	156	34-72	.472	12-27	.444	8-10	.800	2	16	18	5	8-0	4	6	0	88	22.0	30
Griffin	3-3	112	25-62	.403	2-2	1.000	13-14	.929	4	12	16	15	8-0	4	8	1	65	21.7	24
Jordan	4-4	161	17-22	.773	0-0	—	8-24	.333	17	47	64	5	12-0	7	1	4	42	10.5	17
Turkoglu	2-0	56	6-14	.429	4-10	.400	0-0	—	0	9	9	6	6-0	0	1	1	16	8.0	8
Rivers (TOT)	4-0	98	8-25	.320	1-4	.250	13-16	.813	2	9	11	6	7-0	1	0	0	30	7.5	21
Rivers (LAC)	2-0	48	2-11	.182	1-2	.500	0-0	—	2	5	7	3	5-0	0	0	0	5	2.5	3
Barnes	3-2	92	8-13	.615	2-7	.286	2-2	1.000	2	13	15	2	12-0	3	0	2	20	6.7	10
Hamilton (TOT)	1-1	18	1-3	.333	1-1	1.000	0-0	—	1	2	3	0	2-0	0	0	0	3	3.0	3
Hamilton (LAC)	1-1	18	1-3	.333	1-1	1.000	0-0	—	1	2	3	0	2-0	0	0	0	3	3.0	3
Robinson (TOT)	3-0	28	3-19	.158	1-8	.125	2-2	1.000	2	0	2	2	7-0	2	0	0	9	3.0	6
Davis	4-0	47	5-12	.417	0-0	—	0-4	.000	0	2	2	1	11-0	2	0	0	10	2.5	6
Hawes	4-1	59	3-17	.176	2-7	.286	1-2	.500	2	9	11	4	6-0	0	1	4	9	2.3	8
Farmar	1-0	13	0-2	.000	0-1	.000	0-0	—	0	1	1	0	0-0	0	2	0	0	0.0	0
Jones	2-0	1	0-0	—	0-0	—	0-0	—	0	0	0	0	0-0	0	0	0	0	0.0	0
CLIPPERS	**4**	**985**	**160-351**	**.456**	**39-94**	**.415**	**66-91**	**.725**	**31**	**141**	**172**	**92**	**88-0**	**29**	**29**	**13**	**425**	**106.3**	**126**
TRAIL BLAZERS	**4**	**985**	**150-343**	**.437**	**37-108**	**.343**	**79-99**	**.798**	**43**	**152**	**195**	**91**	**84-0**	**14**	**54**	**11**	**416**	**104.0**	**122**

SACRAMENTO KINGS

GEORGE KARL

Record:
1,142-775 (.596)
w/ Kings:
11-19 (.367)

One Sports Parkway
Sacramento, CA 95834
Phone: (916) 928-0000
www.kings.com

Owner	Vivek Ranadivé
Vice President of Basketball Operations & General Manager	Vlade Divac
President	Chris Granger
President, Business Operations	Matina Kolokotronis
Chief Financial Officer	John Rinehart
Assistant General Manager	Mike Bratz
Vice President of Basketball Strategy and Data Science	Roland Beech
Director of Player Personnel and Development	Peja Stojakovic
Head Coach	George Karl
Assistant Coaches	Chad Iske, John Welch, Corliss Williamson, Vance Walberg, Anthony Carter, Nancy Lieberman
Director of Sports Science	Chip Schaefer
Director of Sports Medicine	Pete Youngman
Head Athletic Trainer	Manny Romero
Equipment Manager	Dwayne Wilson
Video Coordinator	Adam Tatalovich
Director, Media Relations	**Chris Clark**
Director, Basketball Information	**Darryl Arata**
Coordinator, Media Relations	**Rahsaan Gethers**
Team Colors	Black, silver, white
Home Court	Sleep Train Arena (17,317), 1988
Radio	KHTK 1140 (1140AM), Gary Gerould
TV	Comcast SportsNet (cable), Grant Napear, Jerry Reynolds, Kayte Christensen

SERIES HISTORY

All-Time: 83-112 (Home: 56-42, Road: 27-70)
2014-15: 3-1
Current Overall Streak: Won 3
Home Streak: Won 1
Last Win: February 21, 2015 (126-99)
Last Loss: December 6, 2010 (91-98)
Road Streak: Won 5
Last Win: March 18, 2015 (116-105)
Last Loss: March 19, 2013 (101-116)
Largest Margin of Victory:
Home: 35 (116-81), December 1, 2012
Road: 13 (98-85), November 7, 1997
Largest Margin of Defeat:
Home: 32 (85-117), April 11, 1995
Road: 39 (105-144), March 6, 1983

KINGS 2014-15 REVIEW

Record: 29-53 (.354), 4th place, Pacific Division
Team Leaders:
Points: Gay (1,432)
Rebounds: Cousins (747)
Assists: Collison (252)
vs. Clippers:

11/2/14	**SAC**	**98**	at	LAC	92
1/17/15	**LAC**	**117**	at	SAC	108
2/21/15	SAC	99	at	**LAC**	**126**
3/18/15	**LAC**	**116**	at	SAC	105

2015 Playoffs: None
2015 Draft Choices: Willie Cauley-Stein (6)

ABOUT THE KINGS

All-time record: 2,431-2,856 (.460)
Franchise Locations:
Rochester Royals (1948-57)
Cincinnati Royals (1957-72)
Kansas City-Omaha Kings (1972-75)
Kansas City Kings (1975-85)
Sacramento Kings (1985 to present)

2014-15 KINGS VS. CLIPPERS

2014-2015 SEASON SERIES (1-3)

PLAYER	G-GS	MIN	FG-FGA	PCT	3FG-FGA	PCT	FT-FTA	PCT	- REBOUNDS - OFF	DEF	TOT	AST	PF-DQ	STL	TO	BLK	PTS	AVG	HI
Cousins	4-4	158	42-87	.483	0-1	.000	20-27	.741	10	40	50	22	21-1	6	16	7	104	26.0	32
Cousins	2-2	60	21-42	.500	0-0	—	13-18	.722	8	13	21	7	8-0	2	9	5	55	27.5	34
Gay	4-3	142	23-62	.371	5-14	.357	34-37	.919	4	20	24	15	9-0	4	11	2	85	21.3	25
Collison	2-2	79	11-27	.407	3-7	.429	6-6	1.000	3	5	8	8	4-0	0	8	2	31	15.5	17
Thompson	4-4	129	16-34	.471	0-0	—	7-10	.700	9	32	41	3	14-0	3	6	4	39	9.8	23
McCallum	3-2	68	12-22	.545	0-3	.000	2-2	1.000	4	8	12	10	1-0	3	3	2	26	8.7	10
Landry	2-0	27	4-10	.400	0-0	—	8-9	.889	4	3	7	2	3-0	0	3	0	16	8.0	9
Williams	4-1	74	9-21	.429	1-8	.125	13-17	.765	2	8	10	3	5-0	1	4	1	32	8.0	13
A. Miller (TOT)	3-0	57	10-17	.588	0-1	.000	2-2	1.000	2	2	4	11	7-0	0	6	0	22	7.3	16
A. Miller (SAC)	2-0	47	10-16	.625	0-1	.000	0-0	—	2	2	4	7	5-0	0	5	0	20	10.0	16
Stauskas	3-0	58	6-13	.462	2-6	.333	8-8	1.000	1	2	3	3	1-0	0	5	3	22	7.3	13
McLemore	4-4	102	11-33	.333	2-14	.143	2-2	1.000	1	4	5	6	11-0	4	2	0	26	6.5	14
Evans	3-0	48	5-10	.500	0-0	—	7-10	.700	5	16	21	0	8-0	1	1	0	17	5.7	8
Hollins	3-2	43	7-11	.636	0-0	—	3-8	.375	6	4	10	1	8-0	0	2	1	17	5.7	9
Casspi	4-0	63	8-16	.500	2-5	.400	4-5	.800	4	25	29	7	4-0	0	1	0	22	5.5	11
Q. Miller	1-0	6	0-3	.000	0-1	.000	1-2	.500	1	1	2	2	0-0	0	0	0	1	1.0	1
Stockton	1-0	7	0-2	.000	0-1	.000	1-1	1.000	0	2	2	1	0-0	0	2	0	1	1.0	1
Sessions	1-0	9	0-2	.000	0-1	.000	0-2	.000	0	0	0	0	1-0	0	1	0	0	0.0	0
KINGS	**4**	**960**	**143-324**	**.441**	**15-61**	**.246**	**109-137**	**.796**	**54**	**145**	**199**	**75**	**82-0**	**18**	**66**	**20**	**410**	**102.5**	**108**
CLIPPERS	**4**	**960**	**168-363**	**.463**	**49-131**	**.374**	**66-93**	**.710**	**41**	**118**	**159**	**105**	**99-2**	**31**	**37**	**30**	**451**	**112.8**	**126**

DATE	W-L	LAC-SAC	SITE
1/2/71	L	103-115	Buffalo
1/16/71	L	113-114	Cincinnati
2/20/71	L	94-120	Cincinnati
3/16/71	L	102-113	Buffalo
11/16/71	W	102-98	Buffalo
12/7/71	W	115-91	Buffalo
1/8/72	W	97-87	Cincinnati
1/11/72	L	* 107-109	Buffalo
2/24/72	L	97-108	Cincinnati(D)
3/19/72	L	105-136	Cincinnati
10/28/72	L	102-113	Buffalo
11/14/72	L	100-106	K.C.-Omaha
2/20/73	W	113-106	Buffalo
3/20/73	L	115-119	K.C.-Omaha
10/28/73	W	112-100	K.C.-Omaha
11/24/73	W	143-131	Buffalo
12/22/73	L	112-122	K.C.-Omaha
1/25/74	L	113-118	Buffalo
11/16/74	W	101-96	Buffalo
12/17/74	L	110-111	K.C.-Omaha
2/14/75	L	112-132	Buffalo
3/6/75	L	110-111	K.C.-Omaha
12/9/75	W	126-107	Buffalo
12/20/75	W	117-110	Kansas City
2/13/76	W	101-96	Kansas City
4/11/76	W	99-98	Buffalo
12/29/76	L	103-113	Buffalo
1/22/77	L	104-132	Kansas City
3/17/77	L	104-125	Kansas City
10/19/77	W	112-108	Buffalo
2/17/78	L	100-108	Buffalo
3/19/78	L	108-122	Kansas City
11/25/78	W	87-86	Kansas City
1/4/79	L	99-108	Kansas City
2/28/79	W	122-120	San Diego
3/29/79	L	111-116	San Diego
10/28/79	L	101-106	San Diego
11/23/79	L	91-107	San Diego
12/18/79	L	96-110	Kansas City
1/8/80	W	124-116	Kansas City
2/17/80	L	107-108	San Diego
2/29/80	L	93-98	Kansas City(SL)
11/15/80	L	94-96	San Diego
12/10/80	L	100-112	Kansas City
1/11/81	W	115-105	Kansas City
1/27/81	W	119-114	San Diego
3/10/81	L	100-107	San Diego
11/4/81	L	128-129	Kansas City
1/5/82	W	112-104	San Diego
2/19/82	L	97-113	Kansas City
3/11/82	L	107-113	San Diego
3/21/82	L	97-118	Kansas City
11/13/82	L	111-112	San Diego
12/10/82	L	106-118	Kansas City
1/14/83	W	127-120	San Diego
3/6/83	L	105-144	Kansas City
4/1/83	L	119-135	San Diego
11/22/83	L	99-118	Kansas City
12/30/83	W	99-96	Kansas City
1/4/84	W	122-121	San Diego
1/15/84	L	96-109	Kansas City
4/4/84	L	116-121	San Diego
11/17/84	W	121-113	Los Angeles
1/4/85	L	112-132	Kansas City
3/3/85	L	* 122-126	Los Angeles
3/10/85	L	111-129	Kansas City
4/3/85	W	124-122	Los Angeles

DATE	W-L	LAC-SAC	SITE
10/25/85	W	108-104	Sacramento
12/4/85	W	128-103	Los Angeles
12/21/85	W	117-116	Sacramento
3/14/86	W	105-104	Los Angeles
3/29/86	W	112-103	Sacramento
10/31/86	L	106-107	Sacramento
12/18/86	L	113-117	Los Angeles
2/28/87	W	111-106	Los Angeles
3/28/87	L	91-113	Sacramento
4/2/87	L	115-125	Los Angeles
12/4/87	W	98-84	Los Angeles
12/15/87	L	108-128	Sacramento
3/20/88	W	116-112	Los Angeles
4/2/88	W	105-103	Sacramento
4/19/88	L	105-120	Sacramento
11/16/88	W	112-101	Los Angeles
11/29/88	L	95-123	Sacramento
1/11/89	L	104-106	Los Angeles
3/29/89	W	114-108	Los Angeles
4/22/89	L	89-104	Sacramento
12/2/89	W	114-84	Los Angeles
1/22/90	L	104-136	Sacramento
2/19/90	L	97-99	Los Angeles
2/20/90	L	90-99	Sacramento
4/3/90	W	114-105	Sacramento
11/2/90	W	90-80	Los Angeles
12/23/90	W	109-99	Los Angeles
2/12/91	L	101-103	Sacramento
4/7/91	W	119-109	Los Angeles
4/21/91	L	101-105	Sacramento
11/1/91	L	90-94	Sacramento
1/31/92	L	109-112	Sacramento
3/10/92	W	120-109	Sacramento
3/15/92	W	131-105	Los Angeles
4/14/92	L	97-103	Los Angeles
11/10/92	L	97-99	Sacramento
11/11/92	W	109-101	Los Angeles
2/6/93	W	119-110	Los Angeles
2/23/93	W	123-116	Los Angeles
3/23/93	L	104-121	Sacramento
12/12/93	W	112-102	Sacramento
2/5/94	W	122-110	Los Angeles
2/9/94	L	95-105	Sacramento
2/25/94	W	121-111	Los Angeles
4/11/94	L	97-118	Sacramento
1/21/95	L	86-92	Los Angeles(A)
2/18/95	L	92-109	Sacramento
3/12/95	L	93-105	Los Angeles
4/8/95	W	* 112-105	Sacramento
4/11/95	L	85-117	Los Angeles
11/5/95	L	82-99	Sacramento
12/21/95	W	103-96	Los Angeles
2/29/96	W	122-110	Los Angeles
4/14/96	L	96-101	Sacramento
12/14/96	W	106-94	Los Angeles
12/23/96	L	88-100	Sacramento
2/13/97	L	98-105	Sacramento
3/19/97	W	108-98	Los Angeles
11/7/97	W	98-85	Sacramento
11/26/97	W	99-97	Los Angeles
1/6/98	L	89-105	Sacramento
4/18/98	W	83-77	Los Angeles(A)
3/11/99	W	106-92	Los Angeles
4/19/99	L	98-102	Los Angeles(A)
4/29/99	L	81-103	Sacramento
12/23/99	W	97-91	Los Angeles
1/18/00	L	98-104	Sacramento

DATE	W-L	LAC-SAC	SITE
3/15/00	L	78-98	Sacramento
3/18/00	L	83-104	Los Angeles
1/27/01	L	89-101	Los Angeles
2/27/01	L	* 93-106	Sacramento
3/2/01	W	88-81	Los Angeles
4/10/01	L	* 109-116	Sacramento
12/22/01	W	101-85	Los Angeles
1/2/02	L	91-105	Sacramento
3/26/02	L	90-107	Sacramento
4/12/02	L	106-125	Los Angeles
11/20/02	L	89-93	Los Angeles
11/29/02	L	94-107	Sacramento
1/18/03	W	112-107	Los Angeles
3/27/03	L	83-93	Sacramento
12/9/03	L	95-105	Sacramento
1/3/04	L	109-116	Los Angeles
1/19/04	L	100-125	Los Angeles
3/2/04	L	106-113	Sacramento
1/15/05	L	95-99	Sacramento
1/17/05	L	83-89	Los Angeles
3/11/05	L	112-113	Sacramento
3/19/05	L	* 107-111	Los Angeles
12/27/05	L	93-110	Los Angeles
1/6/06	L	114-118	Sacramento
4/2/06	L	96-106	Sacramento
4/7/06	L	93-96	Los Angeles
11/28/06	L	80- 93	Sacramento
12/29/06	W	102- 93	Los Angeles
3/30/07	W	105-101	Sacramento
4/15/07	L	100-105	Los Angeles
12/7/07	W	97-87	Sacramento
1/23/08	W	111-85	Los Angeles
3/5/08	W	** 116-109	Los Angeles
4/3/08	L	98-110	Sacramento
11/12/08	L	98-103	Los Angeles
12/30/08	L	90-92	Sacramento
2/27/09	L	86-98	Sacramento
4/10/09	W	109-78	Los Angeles
2/20/10	W	99-89	Los Angeles
2/28/10	L	92-97	Sacramento
3/21/10	L	89-102	Los Angeles
4/8/10	L	94-116	Sacramento
11/25/10	W	100-82	Los Angeles
12/6/10	L	91-98	Los Angeles
12/27/10	W	100-99	Sacramento
2/28/11	L	99-105	Sacramento
3/1/12	W	108-100	Sacramento
4/5/12	W	93-85	Sacramento
4/7/12	W	109-94	Los Angeles
12/1/12	W	116-81	Los Angeles
12/21/12	W	97-85	Los Angeles
3/19/13	L	101-116	Sacramento
4/17/13	W	112-108	Sacramento
11/1/13	W	110-101	Sacramento
11/23/13	W	103-102	Los Angeles
11/29/13	W	104-98*	Sacramento
4/12/14	W	117-101	Los Angeles
11/2/14	L	92-98	Los Angeles
1/17/15	W	117-108	Sacramento
2/21/15	W	126-99	Los Angeles
3/18/15	W	116-105	Sacramento

** Indicates overtime (2-5)*
*** Indicates double overtime (0-1)*
(D) Indicates game played in Dayton
(SL) Indicates game played in St. Louis
(A) Indicates game played at Arrowhead Pond of Anaheim

2014-15 CLIPPERS VS. KINGS

2014-2015 SEASON SERIES (3-1)

PLAYER	G-GS	MIN	FG-FGA	PCT	3FG-FGA	PCT	FT-FTA	PCT	- REBOUNDS - OFF	DEF	TOT	AST	PF-DQ	STL	TO	BLK	PTS	AVG	HI
Griffin	3-3	111	24-52	.462	0-1	.000	18-25	.720	9	14	23	14	9-0	1	7	3	66	22.0	30
Redick	4-4	123	26-57	.456	17-37	.459	12-12	1.000	0	6	6	9	6-0	3	2	0	81	20.3	27
Crawford	2-0	49	15-33	.455	2-14	.143	4-4	1.000	0	4	4	11	4-0	1	2	0	36	18.0	23
Paul	4-4	136	28-55	.509	6-18	.333	6-6	1.000	3	12	15	40	11-0	6	6	1	68	17.0	30
Barnes	3-3	99	15-31	.484	7-19	.368	2-3	.667	3	15	18	6	10-1	4	4	3	39	13.0	26
Farmar	1-0	18	4-9	.444	2-4	.500	0-0	—	0	1	1	3	2-0	1	0	0	10	10.0	10
Turkoglu	3-1	65	11-20	.550	7-15	.467	0-0	—	1	9	10	3	5-0	3	1	0	29	9.7	19
Rivers (TOT)	5-0	103	14-35	.400	6-13	.462	8-12	.667	1	8	9	9	7-0	3	3	1	42	8.4	28
Rivers (LAC)	3-0	57	12-26	.462	6-12	.500	2-6	.333	0	3	3	5	3-0	3	2	1	32	10.7	28
Hawes	4-1	71	11-24	.458	2-6	.333	6-6	1.000	4	11	15	3	15-0	1	5	4	30	7.5	17
Jordan	4-4	110	13-29	.448	0-0	—	3-11	.273	19	29	48	3	18-1	5	2	13	29	7.3	11
Robinson (TOT)	4-0	61	13-21	.619	2-6	.333	1-4	.250	1	0	1	13	12-0	2	3	0	29	7.3	10
Robinson (LAC)	1-0	10	2-3	.667	0-0	—	0-0	—	0	0	0	2	1-0	1	0	0	4	4.0	4
Davis	3-0	41	4-9	.444	0-0	—	6-13	.462	1	7	8	3	4-0	1	3	3	14	4.7	5
Wilcox	1-0	12	2-4	.500	0-2	.000	0-0	—	1	1	2	2	3-0	0	1	0	4	4.0	4
Douglas-Roberts	1-0	15	0-2	.000	0-1	.000	2-2	1.000	0	1	1	0	2-0	0	0	0	2	2.0	2
Udoh	1-0	8	0-2	.000	0-0	—	2-2	1.000	0	4	4	0	0-0	0	0	2	2	2.0	2
Jones	3-0	26	1-5	.200	0-2	.000	3-3	1.000	0	0	0	0	4-0	1	0	0	5	1.7	3
Cunningham	1-0	11	0-2	.000	0-0	—	0-0	—	0	1	1	1	2-0	0	0	0	0	0.0	0
CLIPPERS	**4**	**960**	**168-363**	**.463**	**49-131**	**.374**	**66-93**	**.710**	**41**	**118**	**159**	**105**	**99-2**	**31**	**37**	**30**	**451**	**112.8**	**126**
KINGS	**4**	**960**	**143-324**	**.441**	**15-61**	**.246**	**109-137**	**.796**	**54**	**145**	**199**	**75**	**82-0**	**18**	**66**	**20**	**410**	**102.5**	**108**

SAN ANTONIO SPURS

GREGG POPOVICH
Record: 1,022-470 (.685)
w/ Spurs: 1,022-470 (.685)

One AT&T Center
San Antonio, TX 78219
Phone: (210) 444-5000
www.spurs.com

Chairman & CEO	Peter M. Holt
President of Business Operations	Rick Pych
President of Basketball Operations/Head Coach	Gregg Popovich
President of Sports Franchises/General Manager	R.C. Buford
Assistant General Manager	Scott Layden
Assistant General Manager	Sean Marks
Assistant Coaches	Ettore Messina, Ime Udoka, James Borrego, Becky Hammon, Chip Engelland, Chad Forcier
Head Athletic Trainer	Will Sevening
Senior Director of Communications	**Tom James**
Basketball Communications Manager	**Kris Davis**
Basketball Communications Coordinator	**Jordan Howenstine**
Team Colors	Black, Silver, White
Home Court	AT&T Center (18,581), 2002
Radio	WOAI (1200 AM) Bill Schoening; KCOR (1350 AM-Spanish) Paul Castro.
TV	KENS (Channel 5), KMYS (Channel 35), FOX Sports Southwest (Channel 26) Bill Land, Sean Elliott and Andrew Monaco

SERIES HISTORY

All-Time: 35-121 (Home: 25-54, Road: 10-67)
2014-15: 2-2
Current Overall Streak: Won 2
Home Streak: Won 1
Last Win: February 19, 2015 (119-115)
Last Loss: November 10, 2014 (85-89)
Road Streak: Won 1
Last Win: January 31, 2015 (105-85)
Last Loss: December 22, 2015 (118-125)
Largest Margin of Victory:
Home: 23 (115-92), December 16, 2013
Road: 20 (105-85), January 31, 2015
Largest Margin of Defeat:
Home: 29 (67-96), January 29, 2001
Road: 38 (125-163), November 8, 1978

SPURS 2014-15 REVIEW

Record: 55-27 (.671), 3rd place, Southwest Division
Team Leaders:
Points: Duncan (1,070)
Rebounds: Duncan (704)
Assists: Parker (335)
vs. Clippers:

11/10/14	**SAS**	**89**	at	LAC	85
12/22/14	LAC	118	at	**SAS**	**125**
1/31/15	**LAC**	**105**	at	SAS	85
2/19/15	SAS	115	at	**LAC**	**119**

2015 Playoffs:
1st Round vs. L.A. Clippers (3-4)
2015 Draft Choices:
Nikola Milutinov (26), Cady Lalanne (55)

ABOUT THE SPURS

All-time record: 2,317-1,577 (.595)
All-time NBA record: 1,939-1,211 (.616)
Franchise Locations:
Dallas Chaparrals (1967-73, ABA)
San Antonio Spurs (1973-76, ABA)
San Antonio Spurs (1976 to present, NBA)

2014-15 SPURS VS. CLIPPERS

2014-2015 SEASON SERIES (2-2)

PLAYER	G-GS	MIN	FG-FGA	PCT	3FG-FGA	PCT	FT-FTA	PCT	-REBOUNDS- OFF	DEF	TOT	AST	PF-DQ	STL	TO	BLK	PTS	AVG	HI
Duncan	4-4	130	29-49	.592	1-1	1.000	14-17	.824	3	39	42	8	10-0	4	3	2	73	18.3	30
Leonard	3-3	98	19-47	.404	5-17	.294	11-14	.786	8	13	21	9	9-0	7	4	1	54	18.0	26
Parker	4-4	133	24-58	.414	2-7	.286	15-19	.789	0	11	11	30	8-0	5	7	0	65	16.3	26
Ginobili	4-0	97	16-30	.533	5-14	.357	11-20	.550	0	9	9	21	8-0	2	13	1	48	12.0	19
Diaw	4-0	93	18-31	.581	4-10	.400	3-8	.375	2	16	18	11	9-0	3	3	1	43	10.8	23
Belinelli	2-0	53	7-13	.538	6-10	.600	0-0	—	0	5	5	8	6-0	0	1	0	20	10.0	11
D. Green	4-4	110	13-27	.481	9-19	.474	3-3	1.000	2	11	13	5	5-0	5	5	4	38	9.5	16
Splitter	3-2	51	9-11	.818	0-0	—	7-8	.875	2	2	4	7	8-0	2	6	0	25	8.3	11
Baynes	4-1	60	9-15	.600	0-0	—	4-5	.800	2	6	8	2	9-0	0	5	1	22	5.5	14
Anderson	2-1	17	2-4	.500	1-2	.500	0-0	—	0	3	3	1	1-0	0	0	0	5	2.5	5
Mills	2-0	26	2-11	.182	0-5	.000	0-0	—	0	1	1	0	3-0	2	3	0	4	2.0	2
Williams	1-0	5	0-3	.000	0-3	.000	2-2	1.000	0	0	0	0	1-0	0	0	0	2	2.0	2
Bonner	4-1	35	3-14	.214	1-9	.111	0-0	—	1	1	2	2	5-0	1	1	0	7	1.8	5
Joseph	3-0	43	1-5	.200	1-3	.333	2-2	1.000	1	5	6	4	3-0	3	1	1	5	1.7	3
Ayres	2-0	8	1-1	1.000	0-0	—	1-2	.500	0	3	3	1	0-0	0	0	0	3	1.5	3
Daye	1-0	0	0-0	—	0-0	—	0-0	—	0	0	0	0	0-0	0	0	0	0	0.0	0
SPURS	**4**	**960**	**153-319**	**.480**	**35-100**	**.350**	**73-100**	**.730**	**21**	**125**	**146**	**109**	**85-0**	**34**	**53**	**11**	**414**	**103.5**	**125**
CLIPPERS	**4**	**960**	**158-328**	**.482**	**31-87**	**.356**	**80-116**	**.690**	**45**	**134**	**179**	**95**	**87-1**	**38**	**55**	**24**	**427**	**106.8**	**119**

SAN ANTONIO SPURS

DATE	W-L	LAC-SAS	SITE
11/16/76	L	112-114	San Antonio
11/23/76	L	115-122	Buffalo
1/3/77	L	109-142	San Antonio
3/5/77	L	109-120	Buffalo
11/5/77	L	101-111	Buffalo
11/17/77	L	108-111	San Antonio
3/2/78	L	107-128	San Antonio
3/14/78	W	*123-115	Buffalo
10/18/78	L	125-127	San Diego
11/8/78	L	125-163	San Antonio
1/11/79	L	111-140	San Antonio
2/7/79	L	113-126	San Diego
10/31/79	L	123-130	San Diego
1/22/80	L	109-129	San Antonio
10/21/80	L	120-123	San Antonio
10/25/80	L	98-116	San Diego
11/13/80	L	107-113	San Diego
3/14/81	W	126-118	San Diego
3/22/81	L	99-107	San Antonio
12/23/81	L	109-114	San Diego
12/29/81	L	107-119	San Antonio
2/20/82	W	118-101	San Antonio
3/9/82	W	138-127	San Diego
3/23/82	L	98-106	San Antonio
11/11/82	W	109-105	San Diego
12/29/82	L	115-124	San Antonio
3/4/83	L	99-107	San Diego
3/15/83	L	109-130	San Antonio
3/17/83	L	101-111	San Diego
11/25/83	L	120-133	San Antonio
12/7/83	W	106-102	San Diego
12/14/83	L	114-129	San Antonio
3/18/84	L	135-140	San Diego
4/7/84	L	112-126	San Antonio
12/1/84	L	110-142	San Antonio
12/9/84	W	126-123	Los Angeles
2/7/85	L	108-120	San Antonio
2/18/85	W	125-121	Los Angles
3/31/85	L	115-126	Los Angeles
11/29/85	L	106-134	San Antonio
12/20/85	L	104-119	Los Angeles
1/21/86	W	97-96	San Antonio
3/7/86	L	126-142	San Antonio
3/26/86	L	97-105	Los Angeles
11/22/86	L	102-109	Los Angeles
1/19/87	L	106-113	San Antonio
1/30/87	L	*120-124	Los Angeles
2/13/87	W	110-96	San Antonio
3/22/87	L	*112-116	Los Angeles
11/17/87	L	*121-122	San Antonio
12/23/87	L	97-111	Los Angeles
1/23/88	L	100-106	San Antonio
3/16/88	L	110-113	San Antonio
4/1/88	L	91-105	Los Angeles
12/23/88	W	114-108	San Antonio
2/3/89	L	101-106	Los Angeles
3/13/89	W	115-103	San Antonio
3/31/89	W	109-106	Los Angeles
11/24/89	L	89-90	Los Angeles
1/24/90	L	98-106	San Antonio
2/25/90	L	106-107	Los Angeles
4/12/90	L	98-105	San Antonio
1/22/91	L	100-106	San Antonio
2/22/91	W	107-101	Los Angeles
3/13/91	W	97-93	Los Angeles
4/16/91	L	98-128	San Antonio
11/13/91	L	93-107	San Antonio
12/4/91	W	92-81	Los Angeles
1/21/92	L	100-114	San Antonio
2/17/92	W	124-110	Los Angeles
12/25/92	L	94-103	Los Angeles
2/9/93	L	97-112	San Antonio
2/15/93	L	99-102	Los Angeles
4/8/93	L	108-112	San Antonio
11/13/93	W	92-90	Los Angeles
11/22/93	L	98-110	San Antonio
3/4/94	L	113-121	San Antonio
4/24/94	L	97-112	Los Angeles
1/7/95	L	88-103	Los Angeles
1/10/95	L	97-108	San Antonio
4/4/95	L	89-113	Los Angeles
4/21/95	L	96-107	San Antonio
11/25/95	L	91-100	Los Angeles
11/29/95	L	86-105	San Antonio
1/31//96	L	106-115	San Antonio
2/27/96	W	95-90	Los Angeles(A)
11/20/96	W	93-81	San Antonio
12/12/96	W	97-94	Los Angeles
1/5/97	W	93-84	San Antonio
3/23/97	W	106-91	Los Angeles
12/4/97	W	*100-96	Los Angeles
12/10/97	L	87-102	San Antonio
1/28/98	L	86-109	San Antonio
1/30/98	L	87-97	Los Angeles
3/6/99	L	85-114	San Antonio
4/3/99	L	82-103	San Antonio
4/26/99	L	88-94	Los Angeles
11/10/99	L	94-99	Los Angeles
1/17/00	L	93-99	Los Angeles
1/25/00	L	82-105	San Antonio
3/22/00	L	78-103	San Antonio
1/29/01	L	67-96	Los Angeles
1/31/01	L	70-92	San Antonio
3/12/01	L	81-99	San Antonio
4/7/01	L	83-93	Los Angeles
10/30/01	L	98-109	San Antonio
1/31/02	W	91-87	San Antonio
2/14/02	L	76-89	Los Angeles
3/25/02	L	85-91	Los Angeles
12/13/02	L	84-97	San Antonio
12/16/02	W	91-79	Los Angeles
1/5/03	L	86-94	Los Angeles
3/14/03	L	96-107	San Antonio
12/1/03	W	91-83	Los Angeles
12/23/03	L	90-111	San Antonio
3/10/04	L	90-108	San Antonio
4/11/04	L	79-88	Los Angeles
12/31/04	L	79-98	Los Angeles
1/19/05	L	79-80	San Antonio
4/6/05	L	82-91	San Antonio
4/9/05	L	**124-125	Los Angeles
12/13/05	L	*87-95	San Antonio
3/7/06	W	98-85	Los Angeles
3/28/06	L	87-98	Los Angeles
12/8/06	L	82-111	San Antonio
12/11/06	L	81-103	Los Angeles
3/5/07	L	74-88	Los Angeles
3/13/07	L	84-93	San Antonio
12/22/07	L	90-99	San Antonio
1/6/08	L	82-88	Los Angeles
3/26/08	L	88-97	San Antonio
11/17/08	L	83-86	Los Angeles
1/8/09	L	84-106	San Antonio
3/2/09	L	78-106	Los Angeles
3/27/09	L	98-111	San Antonio
12/13/09	L	90-115	Los Angeles
12/21/09	L	87-103	San Antonio
2/6/10	L	81-98	Los Angeles
3/13/10	L	88-118	San Antonio
11/1/10	L	88-97	Los Angeles
11/10/10	L	95-107	San Antonio
12/1/10	W	90-85	Los Angeles
12/28/11	L	90-115	Los Angeles
2/18/12	L	*100-103	Los Angeles
3/9/12	W	120-108	San Antonio
11/7/12	W	106-84	Los Angeles
11/19/12	W	92-87	San Antonio
2/21/13	L	90-116	Los Angeles
3/29/13	L	102-104	San Antonio
12/16/13	W	115-92	Los Angeles
1/4/14	L	92-116	San Antonio
2/18/14	L	103-113	Los Angeles
11/10/14	L	85-89	Los Angeles
12/22/14	L	118-125	San Antonio
1/31/15	W	105-85	San Antonio
2/19/15	W	119-115	Los Angeles

** Indicates overtime (2-5)*
*** Indicates double overtime (0-1)*
(A) Indicates game played at Arrowhead Pond of Anaheim

2014-15 CLIPPERS VS. SPURS

2014-2015 SEASON SERIES (2-2)

PLAYER	G-GS	MIN	FG-FGA	PCT	3FG-FGA	PCT	FT-FTA	PCT	-REBOUNDS- OFF	DEF	TOT	AST	PF-DQ	STL	TO	BLK	PTS	AVG	HI
Griffin	3-3	110	31-58	.534	0-0	—	14-18	.778	4	25	29	17	7-0	2	9	2	76	25.3	31
Paul	4-4	143	32-62	.516	7-16	.438	8-10	.800	2	20	22	40	13-0	5	16	2	79	19.8	25
Crawford	4-1	117	19-53	.358	6-21	.286	18-19	.947	1	5	6	9	7-0	7	7	3	62	15.5	26
Redick	4-4	138	20-43	.465	9-21	.429	9-11	.818	2	10	12	8	4-0	0	6	0	58	14.5	21
Jordan	4-4	143	18-25	.720	0-0	—	13-33	.394	20	41	61	2	13-0	7	3	11	49	12.3	26
Hawes	3-1	71	11-21	.524	3-8	.375	2-4	.500	1	8	9	5	10-0	4	5	2	27	9.0	11
Rivers (TOT)	4-0	90	13-36	.361	2-11	.182	4-6	.667	4	3	7	6	8-0	2	3	1	32	8.0	12
Rivers (LAC)	1-0	18	4-11	.364	1-4	.250	2-3	.667	2	0	2	0	2-0	1	0	0	11	11.0	11
Barnes	4-3	108	8-21	.381	2-8	.250	7-8	.875	5	11	16	6	18-1	5	2	1	25	6.3	11
Davis	4-0	36	10-16	.625	0-0	—	3-6	.500	5	5	10	0	6-0	5	1	1	23	5.8	10
Farmar	2-0	24	2-7	.286	1-3	.333	2-2	1.000	2	1	3	7	0-0	0	0	1	7	3.5	7
Bullock	1-0	11	1-1	1.000	1-1	1.000	0-0	—	0	2	2	0	1-0	0	0	1	3	3.0	3
Robinson (TOT)	1-0	15	1-7	.143	0-4	.000	0-1	.000	1	1	2	2	3-0	0	1	0	2	2.0	2
Turkoglu	4-0	33	2-7	.286	1-5	.200	2-2	1.000	0	6	6	1	4-0	0	3	0	7	1.8	5
Cunningham	1-0	0	0-1	.000	0-0	—	0-0	—	0	0	0	0	1-0	1	0	0	0	0.0	0
Jones	1-0	2	0-1	.000	0-0	—	0-0	—	0	0	0	0	0-0	1	0	0	0	0.0	0
Udoh	1-0	2	0-0	—	0-0	—	0-0	—	1	0	1	0	1-0	0	0	0	0	0.0	0
Wilcox	1-0	2	0-1	.000	0-0	—	0-0	—	0	0	0	0	0-0	0	0	0	0	0.0	0
CLIPPERS	**4**	**960**	**158-328**	**.482**	**31-87**	**.356**	**80-116**	**.690**	**45**	**134**	**179**	**95**	**87-1**	**38**	**55**	**24**	**427**	**106.8**	**119**
SPURS	**4**	**960**	**153-319**	**.480**	**35-100**	**.350**	**73-100**	**.730**	**21**	**125**	**146**	**109**	**85-0**	**34**	**53**	**11**	**414**	**103.5**	**125**

TORONTO RAPTORS

DWANE CASEY

Record:
207-227 (.477)
w/ Raptors:
154-158 (.494)

50 Bay Street, Suite 500
Toronto, Ontario M5J 2L2
Phone: (416) 815-5600
www.raptors.com

Chairman of the Board & NBA Governor	Lawrence M. Tanenbaum, O.C.
President & General Manager, Alternate NBA Governor	Masai Ujiri
Head Coach	Dwane Casey
Assistant Coach	Rex Kalamian, Andy Greer, Nick Nurse, Jerry Stackhouse
Assistant Coach / Player Development	Jama Mahlalela
Assistant Coach / Director of Sports Science	Alex McKechnie
Head Athletic Trainer	Scott McCullough
Strength and Conditioning Coach	Jon Lee
Director, Media Relations	**Jim LaBumbard**
Manager, Media Relations	**Roven Yau**
Coordinator, Media Relations	**Phil Summers**
Team Colors	Red, Silver, Black
Home Court	Air Canada Centre (19,800), 1999
Television	TSN, TSN 2, Sportsnet, Sportsnet ONE, Sportsnet 360 Matt Devlin, Leo Rautins, Jack Armstrong
Radio	TSN Radio 1050 (AM 1050), Sportsnet 590 (AM 590) Paul Jones, Eric Smith, Sherman Hamilton

SERIES HISTORY

All-Time: 16-22 (Home: 10-9, Road: 6-13)
2014-15: 0-2
Current Overall Streak: Lost 2
Home Streak: Lost 1
Last Win: February 7, 2014 (118-105)
Last Loss: December 27, 2014 (98-110)
Road Streak: Lost 1
Last Win: February 8, 2008 (102-98)
Last Loss: February 6, 2015 (107-123)
Largest Margin of Victory:
Home: 32 (152-120), March 13, 1998
Road: 10 (78-68), January 9, 2004
Largest Margin of Defeat:
Home: 22 (75-97), December 22, 2008
Road: 25 (73-98), February 1, 2013

RAPTORS 2014-15 REVIEW

Record: 49-33 (.598), 1st Place, Atlantic Division
Team Leaders:
Points: Lowry (1,244)
Rebounds: Valanciunas (693)
Assists: Lowry (473)
vs. Clippers:

12/27/14	**TOR**	**110**	at	LAC	98
2/6/15	LAC	107	at	**TOR**	**123**

2015 Playoffs:
1st Round vs. Washington (0-4)
2015 Draft Choices:
Delon Wright (20)

ABOUT THE RAPTORS

All-time record:
678-914 (.426)
Franchise Locations:
Toronto Raptors (1995 to present)

2014-15 RAPTORS VS. CLIPPERS

2014-2015 SEASON SERIES (2-0)

PLAYER	G-GS	MIN	FG-FGA	PCT	3FG-FGA	PCT	FT-FTA	PCT	- REBOUNDS - OFF	DEF	TOT	AST	PF-DQ	STL	TO	BLK	PTS	AVG	HI
DeRozan	1-1	32	6-16	.375	0-1	.000	12-13	.923	1	8	9	8	1-0	2	0	0	24	24.0	24
Lowry	2-2	74	15-26	.577	6-13	.462	10-11	.909	1	3	4	8	2-0	4	4	0	46	23.0	25
Vasquez	2-1	46	11-21	.524	8-15	.533	3-3	1.000	1	6	7	9	7-0	0	4	0	33	16.5	17
Williams	2-0	57	6-18	.333	5-12	.417	10-12	.833	0	3	3	8	1-0	1	1	0	27	13.5	18
Valanciunas	2-2	54	10-17	.588	0-0	—	6-8	.750	7	10	17	1	3-0	0	3	1	26	13.0	22
J. Johnson	2-1	40	10-14	.714	1-3	.333	2-2	1.000	2	9	11	5	3-0	3	2	0	23	11.5	16
Patterson	2-0	51	8-14	.571	5-8	.625	0-0	—	3	6	9	3	6-0	0	1	0	21	10.5	11
A. Johnson	2-2	59	9-14	.643	0-1	.000	1-3	.333	6	11	17	1	5-0	3	3	0	19	9.5	11
Ross	2-1	57	5-19	.263	1-11	.091	1-4	.250	0	6	6	7	7-0	1	2	1	12	6.0	11
Hansbrough	2-0	7	1-1	1.000	0-0	—	0-0	—	1	1	2	0	1-0	0	0	0	2	1.0	2
Fields	1-0	2	0-1	.000	0-0	—	0-0	—	0	0	0	0	0-0	0	0	0	0	0.0	0
Stiemsma	1-0	2	0-0	—	0-0	—	0-0	—	0	0	0	0	0-0	0	0	0	0	0.0	0
RAPTORS	**2**	**480**	**81-161**	**.503**	**26-64**	**.406**	**45-56**	**.804**	**22**	**63**	**85**	**50**	**36-0**	**14**	**24**	**2**	**233**	**116.5**	**123**
CLIPPERS	**2**	**480**	**75-159**	**.472**	**18-48**	**.375**	**37-46**	**.804**	**16**	**57**	**73**	**47**	**40-0**	**12**	**23**	**11**	**205**	**102.5**	**107**

DATE	W-L	LAC-TOR	SITE
2/3/96	L	* 113-119	Los Angeles
4/2/96	L	* 103-104	Toronto
1/7/97	W	87-80	Toronto
2/28/97	W	94-92	Los Angeles
1/14/98	L	101-109	Toronto
3/13/98	W	152-120	Los Angeles
3/19/99	L	82-93	Toronto
11/19/99	L	100-106	Toronto
3/8/00	L	94-95	Los Angeles
12/1/00	L	* 95-104	Toronto
1/2/01	W	110-97	Los Angeles
11/16/01	L	85-94	Los Angeles
1/13/02	W	79-72	Toronto
2/2/03	L	86-100	Toronto
3/16/03	W	111-110	Los Angeles
12/28/03	L	88-94	Los Angeles
1/9/04	W	76-68	Toronto
11/16/04	W	101-89	Los Angeles
2/13/05	L	106-109	Toronto
11/23/05	W	103-100	Los Angeles
2/5/06	W	* 115-113	Toronto
12/20/06	L	96-98	Los Angeles
2/4/07	L	110-122	Toronto
12/18/07	L	80-77	Los Angeles
2/8/08	W	102-98	Toronto
12/22/08	L	75-97	Los Angeles
3/22/09	L	76-100	Toronto
11/13/09	L	89-104	Los Angeles
3/31/10	L	92-114	Toronto
2/13/11	L	93-98	Toronto
3/26/11	W	94-90	Los Angeles
1/22/12	W	103-91	Los Angeles
12/9/12	W	102-83	Los Angeles
2/1/13	L	73-98	Toronto
1/25/14	W	126-118	Toronto
2/7/14	W	118-105	Los Angeles
12/27/14	L	98-110	Los Angeles
2/6/15	L	107-123	Toronto

** Indicates overtime (1-3)*

2014-15 CLIPPERS VS. RAPTORS

2014-2015 SEASON SERIES (0-2)

PLAYER	G-GS	MIN	FG-FGA	PCT	3FG-FGA	PCT	FT-FTA	PCT	- REBOUNDS - OFF	DEF	TOT	AST	PF-DQ	STL	TO	BLK	PTS	AVG	HI
Griffin	2-2	68	23-36	.639	0-1	.000	20-26	.769	3	10	13	4	10-0	3	2	1	66	33.0	36
Griffin	2-2	74	18-35	.514	0-0	—	12-14	.857	3	9	12	14	5-0	2	5	3	48	24.0	26
Redick	1-1	35	9-16	.563	5-9	.556	0-1	.000	0	1	1	3	1-0	0	2	1	23	23.0	23
Crawford	2-0	63	10-27	.370	5-15	.333	15-16	.938	0	1	1	5	2-0	1	3	2	40	20.0	20
Paul	2-2	74	11-28	.393	3-8	.375	7-8	.875	0	9	9	17	5-0	3	4	0	32	16.0	22
Rivers (TOT)	1-1	33	6-11	.545	0-3	.000	0-1	.000	0	0	0	2	4-0	4	1	0	12	12.0	12
Rivers (LAC)	1-1	33	6-11	.545	0-3	.000	0-1	.000	0	0	0	2	4-0	4	1	0	12	12.0	12
Hawes	1-0	16	4-5	.800	1-2	.500	0-0	—	1	1	2	0	5-0	0	1	0	9	9.0	9
Robinson (TOT)	1-0	14	4-6	.667	1-3	.333	0-0	—	0	0	0	1	1-0	1	0	0	9	9.0	9
Barnes	2-2	51	5-12	.417	3-7	.429	2-4	.500	1	8	9	0	7-0	1	0	0	15	7.5	9
Jordan	2-2	74	6-10	.600	0-0	—	1-2	.500	10	17	27	2	6-0	0	3	2	13	6.5	9
Cunningham	1-0	2	2-3	.667	1-1	1.000	0-0	—	0	0	0	0	0-0	0	0	0	5	5.0	5
Davis	2-0	17	3-7	.429	0-0	—	0-0	—	1	5	6	2	2-0	0	0	1	6	3.0	6
Bullock	1-0	10	1-2	.500	0-1	.000	0-0	—	0	3	3	0	0-0	1	1	0	2	2.0	2
Douglas-Roberts	1-0	2	0-0	—	0-0	—	0-0	—	0	0	0	0	0-0	0	0	0	0	0.0	0
Farmar	1-0	14	0-1	.000	0-1	.000	0-0	—	0	1	1	1	2-0	0	2	2	0	0.0	0
Jones	1-0	7	0-2	.000	0-1	.000	0-0	—	0	1	1	0	1-0	0	0	0	0	0.0	0
Turkoglu	1-0	4	0-0	—	0-0	—	0-0	—	0	1	1	0	0-0	0	0	0	0	0.0	0
Udoh	1-0	2	0-0	—	0-0	—	0-0	—	0	0	0	1	0-0	0	0	0	0	0.0	0
Wilcox	1-0	3	0-0	—	0-0	—	0-0	—	0	0	0	0	0-0	0	0	0	0	0.0	0
CLIPPERS	**2**	**480**	**75-159**	**.472**	**18-48**	**.375**	**37-46**	**.804**	**16**	**57**	**73**	**47**	**40-0**	**12**	**23**	**11**	**205**	**102.5**	**107**
RAPTORS	**2**	**480**	**81-161**	**.503**	**26-64**	**.406**	**45-56**	**.804**	**22**	**63**	**85**	**50**	**36-0**	**14**	**24**	**2**	**233**	**116.5**	**123**

UTAH JAZZ

QUIN SNYDER

Record:
38-44 (.463)
w/ Jazz:
38-44 (.463)

301 W. South Temple
Salt Lake City, UT 84101
Phone: (801) 325-2500
www.utahjazz.com

Owner	Gail Miller
President, Larry H. Miller Sports & Entertainment	Steve Starks
President, Utah Jazz	Randy Rigby
General Manager	Dennis Lindsey
Vice President of Player Personnel	Walt Perrin
Assistant General Manager	Justin Zanik
Executive Director of Basketball Operations	Richard Smith
Director of Pro Player Personnel	David Fredman
Head Coach	Quin Snyder
Assistant Coaches	Johnnie Bryant, Alex Jensen, Brad Jones, Igor Kokoskov, Antonio Lang, Mike Wells
Assistant Coach/Integrated Player Development	Jeff Watkinson
Head Athletic Trainer	Brian Zettler
Head Strength & Conditioning Coach	Isaiah Wright
Sr. VP, Communications (Larry H. Miller Sports & Entertainment)	Frank Zang
Vice President, Communications	**Jonathan Rinehart**
Director, Communications	**Derek Garduño**
Manager, Communications	**Caroline Burleson**
Team Colors	Navy, Dark Yellow, Dark Green, and Gray
Home Court	EnergySolutions Arena (19,911), 1991
Television	ROOT Sports (Cable) Craig Bolerjack (play-by-play), Matt Harpring (analyst), Steve Brown (sideline)
Radio	KZNS (1280 AM/97.5 FM "The Zone") David Locke (play-by-play), Ron Boone (analyst)

SERIES HISTORY

All-Time: 72-98 (Home: 49-37, Road: 23-61)
2014-15: 4-0
Current Overall Streak: Won 13
Home Streak: Won 7
Last Win: December 29, 2014 (101-97)
Last Loss: December 29, 2010 (95-103)
Road Streak: Won 6
Last Win: January 28, 2015 (94-89)
Last Loss: January 17, 2012 (79-108)
Largest Margin of Victory:
Home: 34 (131-97), January 18, 1986
Road: 15 (2) (113-98), March 8, 1980
Largest Margin of Defeat:
Home: 40 (91-131), December 7, 1985
Road: 40 (90-130), January 25, 1986

JAZZ 2014-15 REVIEW

Record: 38-44 (.463), 3rd place, Northwest Division
Team Leaders:
Points: Hayward (1,463)
Rebounds: Gobert (775)
Assists: Burke (328)
vs. Clippers:

11/3/14	UTA	101	at	**LAC**	**107**
11/29/14	**LAC**	**112**	at	UTA	96
12/29/14	UTA	97	at	**LAC**	**101**
1/28/15	**LAC**	**94**	at	UTA	89

2015 Playoffs: None
2015 Draft Choices:
Trey Lyles (12), Olivier Hanlan (42), Daniel Diez (54)

ABOUT THE JAZZ

All-time record:
1,775-1,539 (.536)
Franchise Locations:
New Orleans Jazz (1974-79)
Utah Jazz (1979 to present)

2014-15 JAZZ VS. CLIPPERS

2014-2015 SEASON SERIES (0-4)

PLAYER	G-GS	MIN	FG-FGA	PCT	3FG-FGA	PCT	FT-FTA	PCT	- REBOUNDS - OFF	DEF	TOT	AST	PF-DQ	STL	TO	BLK	PTS	AVG	HI
Hayward	4-4	146	33-70	.471	13-29	.448	11-17	.647	2	18	20	20	4-0	2	8	2	90	22.5	30
Kanter	4-4	109	25-55	.455	0-3	.000	10-12	.833	13	14	27	2	10-0	1	4	1	60	15.0	21
Favors	4-4	126	24-44	.545	0-0	—	10-23	.435	14	14	28	3	11-0	0	6	4	58	14.5	19
Burks	2-2	60	8-19	.421	2-5	.400	10-12	.833	1	5	6	7	3-0	1	3	0	28	14.0	16
Booker	4-0	78	13-26	.500	2-6	.333	9-13	.692	12	12	24	4	6-0	4	8	0	37	9.3	15
Burke	4-3	122	10-36	.278	5-16	.313	6-8	.750	1	10	11	14	10-0	4	8	0	31	7.8	11
Gobert	4-0	71	12-19	.632	0-0	—	2-3	.667	8	17	25	4	8-0	1	3	4	26	6.5	11
Hood	3-1	62	4-17	.235	3-9	.333	6-7	.857	0	15	15	9	7-0	2	4	1	17	5.7	9
Exum	4-1	89	9-25	.360	3-13	.231	1-2	.500	1	7	8	7	5-0	1	4	1	22	5.5	7
Ingles	4-1	77	4-12	.333	2-9	.222	2-2	1.000	3	8	11	14	8-0	3	4	0	12	3.0	10
Christopher	1-0	5	1-2	.500	0-1	.000	0-0	—	0	3	3	0	1-0	0	0	0	2	2.0	2
Millsap	1-0	15	0-0	—	0-0	—	0-0	—	0	1	1	2	2-0	0	0	0	0	0.0	0
Novak	2-0	0	0-0	—	0-0	—	0-0	—	0	0	0	0	0-0	0	0	0	0	0.0	0
JAZZ	**4**	**960**	**143-325**	**.440**	**30-91**	**.330**	**67-99**	**.677**	**55**	**124**	**179**	**86**	**75-0**	**19**	**54**	**13**	**383**	**95.8**	**101**
CLIPPERS	**4**	**960**	**157-318**	**.494**	**40-100**	**.400**	**60-79**	**.759**	**31**	**119**	**150**	**86**	**78-0**	**26**	**43**	**29**	**414**	**103.5**	**112**

DATE	W-L	LAC-UTAH	SITE
10/22/74	W	134-118	Buffalo
11/6/74	W	110-98	New Orleans
1/19/75	W	117-112	New Orleans
2/27/75	W	110-100	Buffalo(T)
12/2/75	L	96-108	Buffalo
1/27/76	W	129-105	Buffalo
1/28/76	W	126-112	New Orleans
3/10/76	W	120-105	New Orleans
3/20/76	W	115-101	Buffalo
11/28/76	L	118-127	New Orleans
1/14/77	W	131-103	Buffalo
3/4/77	W	95-91	New Orleans
4/6/77	W	107-102	Buffalo
12/6/77	W	113-90	Buffalo
1/31/78	L	95-114	New Orleans
2/28/78	L	108-125	New Orleans
3/8/78	W	120-108	Buffalo
11/7/78	W	121-115	New Orleans
11/18/78	W	114-111	San Diego
1/9/79	W	114-107	New Orleans
2/15/79	W	122-112	San Diego
10/22/79	L	109-110	Utah
11/3/79	W	126-109	San Diego
12/21/79	W	110-98	Utah
12/23/79	W	*124-118	San Diego
1/12/80	W	119-102	San Diego
3/8/80	W	113-98	Utah
10/24/80	W	103-100	San Diego
12/20/80	W	103-91	Utah
1/16/81	L	109-112	Utah
2/22/81	W	108-93	San Diego
3/7/81	L	94-97	Utah
11/10/81	L	97-106	San Diego
11/25/81	L	100-102	Utah
1/9/82	W	125-118	San Diego
4/3/82	L	124-133	San Diego
4/12/82	L	107-122	Utah
12/15/82	L	113-119	Utah
1/5/83	W	*122-115	Utah
1/16/83	L	111-115	San Diego
2/20/83	W	107-97	San Diego
3/1/83	L	105-127	Utah
11/30/83	L	115-117	San Diego
1/13/84	L	119-122	San Diego
2/7/84	W	109-103	Utah (L)
4/12/84	L	94-113	Utah
4/14/84	W	146-128	San Diego
10/27/84	W	103-94	Utah
1/7/85	W	116-106	Los Angeles
2/15/85	L	100-109	Utah
3/20/85	W	121-110	Los Angeles
4/9/85	L	104-123	Utah
12/7/85	L	91-131	Los Angeles
1/18/86	W	131-97	Los Angeles
1/25/86	L	90-130	Utah
4/1/86	W	113-109	Utah
4/2/86	W	97-94	Los Angeles
11/13/86	L	113-130	Utah
12/13/86	L	100-115	Utah
1/31/87	W	*114-113	Utah
2/5/87	L	103-126	Los Angeles
3/25/87	W	111-101	Los Angeles
11/10/87	W	100-88	Los Angeles
2/19/88	L	88-98	Los Angeles
2/20/88	L	103-120	Utah
4/12/88	L	93-100	Utah
4/20/88	L	106-112	Los Angeles
11/21/88	L	98-117	Utah
12/10/88	L	102-110	Los Angeles
4/17/89	L	102-108	Los Angeles
4/18/89	W	95-92	Utah
1/31/90	L	101-120	Utah
2/22/90	L	102-116	Los Angeles
3/21/90	L	102-118	Utah
3/24/90	L	79-112	Los Angeles
12/8/90	L	95-105	Los Angeles
12/29/90	L	102-131	Utah
3/27/91	W	95-89	Los Angeles
4/3/91	L	97-99	Utah
11/9/91	L	84-101	Utah
12/13/91	W	*102-101	Los Angeles
12/26/91	L	115-123	Utah
2/25/92	L	101-106	Los Angeles
11/14/92	L	104-124	Utah
1/27/93	W	107-97	Los Angeles
1/30/93	L	105-113	Utah
3/20/93	W	107-100	Los Angeles
2/16/94	L	99-103	Los Angeles
2/19/94	L	93-100	Utah
3/15/94	W	108-105	Los Angeles
4/9/94	L	104-128	Utah
2/7/95	L	88-101	Los Angeles
2/22/95	L	109-118	Utah
4/1/95	W	116-98	Los Angeles(A)
4/15/95	L	83-105	Utah
1/20/96	L	82-106	Los Angeles(A)
2/2/96	L	113-122	Utah
4/13/96	W	91-81	Los Angeles
4/16/96	L	85-108	Utah
11/2/96	L	90-95	Los Angeles
11/29/96	L	94-111	Utah
12/30/96	W	115-101	Los Angeles
3/22/97	L	94-107	Utah
11/29/97	L	91-94	Los Angeles
2/3/98	W	111-102	Los Angeles(A)
2/10/98	L	98-106	Utah
4/10/98	L	109-126	Utah
2/22/99	L	89-104	Utah
3/27/99	W	103-77	Los Angeles(A)
4/15/99	L	89-103	Los Angeles
5/4/99	L	82-99	Utah
11/8/99	L	79-94	Los Angeles
1/15/00	L	75-112	Utah
4/4/00	L	93-103	Los Angeles
4/12/00	L	93-102	Utah
10/31/00	L	94-107	Utah
11/8/00	L	*87-93	Los Angeles
3/18/01	L	96-111	Los Angeles
4/17/01	L	92-97	Utah
11/23/01	L	101-106	Utah
12/7/01	L	86-102	Los Angeles
3/30/02	L	92-105	Los Angeles
4/3/02	L	87-99	Utah
11/26/02	L	94-99	Los Angeles
1/22/03	W	96-89	Utah
3/22/03	L	73-88	Utah
4/1/03	L	89-94	Los Angeles
12/5/03	L	67-86	Utah
1/23/04	W	93-82	Los Angeles
1/26/04	L	93-98	Utah
4/4/04	L	92-97	Los Angeles
12/14/04	L	91-93	Utah
12/29/04	W	101-90	Los Angeles
2/28/05	L	86-87	Utah
4/12/05	W	94-85	Los Angeles
1/16/06	W	*102-93	Los Angeles
3/3/06	L	103-105	Utah
3/31/06	W	106-91	Los Angeles
11/4/06	L	90-112	Utah
12/13/06	L	86-105	Los Angeles
12/26/06	L	92-102	Utah
3/23/07	W	104-72	Los Angeles
1/18/08	L	88-106	Utah
1/21/08	L	93-109	Los Angeles
2/22/08	W	114-104	Los Angeles
3/28/08	L	101-121	Utah
11/1/08	L	79-101	Utah
11/3/08	L	73-89	Los Angeles
4/13/09	L	85-106	Utah
10/30/09	L	98-111	Utah
2/9/10	L	99-109	Los Angeles
3/1/10	W	108-104	Los Angeles
3/6/10	L	85-107	Utah
11/6/10	L	**107-109	Utah
11/28/10	L	97-109	Los Angeles
12/29/10	L	95-103	Los Angeles
1/17/12	L	79-108	Utah
2/1/12	W	107-105	Utah
3/31/12	W	105-96	Los Angeles
12/3/12	W	105-104	Utah
12/28/12	W	116-114	Utah
12/30/12	W	107-96	Los Angeles
2/23/13	W	107-94	Los Angeles
12/28/13	W	98-90	Los Angeles
2/1/14	W	102-87	Los Angeles
3/14/14	W	96-87	Utah
11/3/14	W	107-101	Los Angeles
11/29/14	W	112-96	Utah
12/29/14	W	101-97	Los Angeles
1/28/15	W	94-89	Utah

** Indicates overtime (5-1)*
*** Indicates double overtime (0-1)*
(T) Indicates game played in Toronto
(L) Indicates game played in Las Vegas
(A) Indicates game played at Arrowhead Pond of Anaheim

2014-15 CLIPPERS VS. JAZZ

2014-2015 SEASON SERIES (4-0)

PLAYER	G-GS	MIN	FG-FGA	PCT	3FG-FGA	PCT	FT-FTA	PCT	- REBOUNDS - OFF	DEF	TOT	AST	PF-DQ	STL	TO	BLK	PTS	AVG	HI
Griffin	4-4	152	44-76	.579	1-2	.500	11-18	.611	6	22	28	17	13-0	3	11	6	100	25.0	31
Crawford	4-1	125	26-64	.406	12-26	.462	15-16	.938	1	7	8	6	5-0	5	8	0	79	19.8	22
Paul	4-4	141	27-55	.491	6-16	.375	11-13	.846	3	20	23	36	6-0	9	8	1	71	17.8	21
Redick	3-3	76	12-28	.429	4-16	.250	9-11	.818	0	7	7	8	7-0	1	3	0	37	12.3	17
Barnes	4-4	130	14-33	.424	8-19	.421	8-8	1.000	1	12	13	4	13-0	3	2	6	44	11.0	14
Rivers (TOT)	3-0	82	13-26	.500	5-10	.500	1-1	1.000	1	6	7	5	6-0	2	0	1	32	10.7	12
Rivers (LAC)	1-0	22	5-8	.625	2-4	.500	0-0	—	0	1	1	1	1-0	0	0	0	12	12.0	12
Jordan	4-4	141	14-19	.737	0-0	—	2-7	.286	17	31	48	1	12-0	0	4	11	30	7.5	9
Farmar	3-0	42	7-10	.700	3-5	.600	4-4	1.000	2	1	3	4	2-0	1	4	0	21	7.0	10
Bullock	3-0	35	4-8	.500	4-6	.667	0-0	—	0	5	5	1	4-0	1	1	0	12	4.0	12
Robinson (TOT)	1-0	10	2-3	.667	0-1	.000	0-0	—	0	2	2	3	1-0	1	1	0	4	4.0	4
Davis	3-0	28	2-6	.333	0-0	—	0-0	—	0	4	4	1	6-0	3	2	0	4	1.3	4
Hawes	4-0	59	2-10	.200	0-6	.000	0-2	.000	0	9	9	5	8-0	0	0	5	4	1.0	2
Jones	1-0	1	0-0	—	0-0	—	0-0	—	0	0	0	0	1-0	0	0	0	0	0.0	0
Turkoglu	3-0	10	0-1	.000	0-0	—	0-0	—	1	0	1	2	0-0	0	0	0	0	0.0	0
CLIPPERS	**4**	**960**	**157-318**	**.494**	**40-100**	**.400**	**60-79**	**.759**	**31**	**119**	**150**	**86**	**78-0**	**26**	**43**	**29**	**414**	**103.5**	**112**
JAZZ	**4**	**960**	**143-325**	**.440**	**30-91**	**.330**	**67-99**	**.677**	**55**	**124**	**179**	**86**	**75-0**	**19**	**54**	**13**	**383**	**95.8**	**101**

WASHINGTON WIZARDS

RANDY WITTMAN
Record:
237-365 (.394)
w/ Wizards:
137-158 (.646)

601 F Street, NW
Washington, DC 20004
Phone: (202) 661-5000
www.WashingtonWizards.com

Majority Owner	Ted Leonsis
President	Ernie Grunfeld
Head Coach	Randy Wittman
Assistant Coaches	Don Newman, Don Zierden, Roy Rogers, Pat Sullivan, Howard Eisley
Assistant Coach/Player Development	David Adkins
Director of Player Personnel	Frank Ross
Director of Analytics/Salary Cap Management	Brett Greenberg
Advance Scout	Greg Ballard
Director of Player Performance and Rehabilitation	Thomas Knox
Dir of Player Performance/Strength and Conditioning	Navin Hettiarachchi
Head Athletic Trainer	Eric Waters
Assistant Athletic Trainer	Corey Bennett
Equipment Manager	Rob Suller
Senior Director, Communications	**Scott Hall**
Director, Communications	**Patrick Rees**
Senior Manager, Communications	**Daren Jenkins**
Team Colors	Red, White and Blue
Home Court	Verizon Center (20,356), 1997
TV	Comcast SportsNet; Steve Buckhantz, Phil Chenier, Chris Miller
Radio	WNEW 99.1 FM/WFED 1500 AM; Dave Johnson, Glen Consor

SERIES HISTORY

All-Time: 39-73 (Home: 22-34, Road: 17-39)
2014-15: 1-1
Current Overall Streak: Won 1
Home Streak: Won 7
Last Win: March 20, 2015 (113-99)
Last Loss: February 13, 2008 (89-91)
Road Streak: Lost 1
Last Win: December 14, 2013 (113-97)
Last Loss: December 12, 2014 (96-104)
Largest Margin of Victory:
Home: 37 (130-93), January 14, 1978
Road: 26 (107-81), February 4, 2012
Largest Margin of Defeat:
Home: 36 (88-124), November 21, 1972
Road: 34 (91-125), January 14, 1979

WIZARDS 2014-15 REVIEW

Record: 46-36 (.561), 2nd place, Southeast Division
Team Leaders:
Points: Wall (1,387)
Rebounds: Gortat (717)
Assists: Wall (792)
vs. Clippers:
12/12/14 LAC 96 at **WAS 104**
3/20/15 WAS 99 at **LAC 113**
2015 Playoffs:
1st Round vs. Toronto (4-0)
2nd Round vs. Atlanta (2-4)
2015 Draft Choices:
Jerian Grant (19), Aaron White (49)

ABOUT THE WIZARDS

All-time record: 1,963-2,406 (.449)
Franchise Locations:
Chicago Packers (1961-62)
Chicago Zephyrs (1962-63)
Baltimore Bullets (1963-73)
Capital Bullets (1973-74)
Washington Bullets (1974 to 1997)
Washington Wizards (1997 to present)

2014-15 WIZARDS VS. CLIPPERS

2014-2015 SEASON SERIES (1-1)

PLAYER	G-GS	MIN	FG-FGA	PCT	3FG-FGA	PCT	FT-FTA	PCT	-REBOUNDS- OFF	DEF	TOT	AST	PF-DQ	STL	TO	BLK	PTS	AVG	HI
Wall	2-2	75	17-28	.607	0-7	.000	9-11	.818	1	6	7	23	7-0	3	9	0	43	21.5	24
Beal	2-2	76	14-27	.519	7-12	.583	12-13	.923	2	3	5	8	5-0	3	3	0	47	23.5	29
Gortat	2-2	51	14-19	.737	0-0	—	2-2	1.000	2	5	7	2	5-0	1	1	2	30	15.0	18
Wall	2-2	77	11-28	.393	3-5	.600	4-5	.800	1	6	7	21	7-0	2	6	2	29	14.5	19
Hilario	2-1	49	10-22	.455	0-0	—	3-6	.500	4	8	12	3	6-0	3	3	1	23	11.5	14
Humphries	1-1	27	4-11	.364	0-0	—	3-3	1.000	2	6	8	1	3-0	3	3	1	11	11.0	11
Gooden	1-0	21	3-5	.600	0-1	.000	4-4	1.000	1	3	4	2	3-0	1	1	0	10	10.0	10
Pierce	2-2	60	6-20	.300	3-11	.273	2-4	.500	1	8	9	9	3-0	1	1	1	17	8.5	11
Seraphin	2-0	30	7-15	.467	0-0	—	0-0	—	1	7	8	1	5-0	0	1	0	14	7.0	10
Butler	2-0	29	3-7	.429	2-5	.400	0-0	—	1	1	2	1	2-0	0	2	0	8	4.0	8
Sessions (TOT)	2-0	36	2-9	.222	0-2	.000	2-5	.400	0	2	2	3	1-0	2	1	0	6	3.0	6
Sessions (WAS)	1-0	27	2-7	.286	0-1	.000	2-3	.667	0	2	2	3	0-0	2	0	0	6	6.0	6
Miller	1-0	10	0-1	.000	0-0	—	2-2	1.000	0	0	0	4	2-0	0	1	0	2	2.0	2
Porter	2-0	19	2-3	.667	0-0	—	0-0	—	1	6	7	0	0-0	0	1	1	4	2.0	2
Webster	1-0	2	0-1	.000	0-0	—	2-2	1.000	1	1	2	0	0-0	0	0	0	2	2.0	2
Blair	1-0	1	0-0	—	0-0	—	0-0	—	0	0	0	0	0-0	0	0	0	0	0.0	0
Temple	1-0	2	0-0	—	0-0	—	0-0	—	0	0	0	0	0-0	0	0	0	0	0.0	0
WIZARDS	**2**	**480**	**76-166**	**.458**	**15-35**	**.429**	**36-44**	**.818**	**17**	**56**	**73**	**55**	**41-0**	**16**	**25**	**8**	**203**	**101.5**	**104**
CLIPPERS	**2**	**480**	**77-161**	**.478**	**18-43**	**.419**	**37-48**	**.771**	**20**	**63**	**83**	**47**	**41-0**	**12**	**34**	**8**	**209**	**104.5**	**113**

DATE	W-L	LAC-WAS	SITE
12/30/70	L	90-106	Baltimore(CP)
2/5/71	L	90-98	Buffalo
2/17/71	W	118-114	Baltimore
2/19/71	L	113-120	Buffalo
11/19/71	L	105-126	Baltimore
12/2/71	W	109-105	Buffalo(T)
1/26/72	L	* 114-115	Baltimore
2/22/72	W	99-98	Buffalo
3/21/72	W	114-100	Buffalo
3/26/72	L	101-119	Baltimore
11/8/72	L	94-126	Baltimore
11/21/72	L	88-124	Buffalo
12/26/72	L	104-121	Buffalo
12/29/72	W	118-109	Baltimore
1/27/73	L	87-115	Baltimore
2/9/73	L	95-101	Buffalo
11/18/73	W	112-101	Capitol
11/30/73	L	113-121	Buffalo
12/23/73	L	85-110	Buffalo(T)
1/12/74	W	97-96	Capitol
1/18/74	W	98-94	Buffalo
2/16/74	L	92-101	Capitol
11/20/74	W	115-104	Washington
11/29/74	L	93-96	Buffalo
2/25/75	L	93-111	Buffalo
3/26/75	W	94-91	Washington
11/11/75	L	90-105	Buffalo
12/16/75	L	94-100	Washington
12/19/75	W	104-88	Buffalo
2/10/76	W	115-105	Buffalo
3/28/76	L	90-113	Washington
12/17/76	L	88-99	Buffalo
1/19/77	L	87-91	Washington
2/15/77	L	114-126	Buffalo
2/27/77	L	105-117	Washington
11/21/77	L	97-114	Buffalo
12/28/77	L	87-106	Washington
1/14/78	W	130-93	Buffalo
2/16/78	L	109-123	Washington

DATE	W-L	LAC-WAS	SITE
12/13/78	L	117-134	Washington
1/14/79	L	91-125	Washington
2/13/79	L	** 136-138	San Diego
12/29/79	W	93-90	Washington
2/13/80	L	103-108	San Diego
11/21/80	L	90-102	Washington
3/4/81	L	103-115	San Diego
12/11/81	L	102-106	San Diego
3/19/82	L	98-108	Washington
11/20/82	L	87-95	San Diego
2/4/83	L	93-100	Washington
11/8/83	L	113-119	Washington
1/18/84	W	110-101	San Diego
11/8/84	L	88-93	Washington
12/15/84	W	109-103	Los Angeles
1/13/86	L	77-90	Washington
2/17/86	L	94-96	Los Angeles
12/20/86	L	101-113	Los Angeles
1/6/87	L	97-112	Washington
11/25/87	L	96-101	Los Angeles
1/9/88	L	76-108	Washington
2/18/89	L	93-98	Los Angeles
2/21/89	L	109-123	Washington
2/8/90	W	105-103	Washington
2/16/90	L	* 112-118	Los Angeles
1/10/91	L	110-122	Washington
1/16/91	L	99-101	Los Angeles
11/29/91	L	94-101	Los Angeles
1/11/92	L	96-107	Washington
2/18/93	W	108-95	Los Angeles
3/4/93	W	117-98	Washington
12/22/93	W	109-92	Los Angeles
1/15/94	L	109-118	Washington
12/23/94	L	102-105	Los Angeles
1/28/95	L	87-93	Washington
12/19/95	L	104-108	Los Angeles
3/8/96	W	92-89	Washington
12/19/96	L	93-102	Los Angeles
1/10/97	L	98-102	Washington

DATE	W-L	LAC-WAS	SITE
1/17/98	L	99-108	Washington
2/11/98	L	104-110	Los Angeles
11/20/99	W	98-89	Washington
3/20/00	L	93-105	Los Angeles
12/6/00	W	93-88	Washington
12/17/00	L	94-103	Los Angeles
1/8/02	L	88-96	Washington
3/13/02	W	96-75	Los Angeles
2/12/03	L	104-108	Los Angeles
3/5/03	L	80-99	Washington
2/6/04	L	100-112	Washington
3/25/04	L	94-103	Los Angeles
2/11/05	L	91-94	Washington
3/25/05	W	98-94	Los Angeles
11/9/05	W	102-97	Washington
3/25/06	W	116-101	Los Angeles
1/5/07	L	105-116	Washington
3/24/07	W	111-105	Los Angeles
2/13/08	L	89-91	Los Angeles
3/15/08	L	* 109-119	Washington
1/31/09	L	94-106	Washington
3/18/09	W	123-108	Los Angeles
12/14/09	W	97-95	Los Angeles
1/24/10	W	92-78	Washington
3/12/11	W	122-101	Washington
3/23/11	W	127-119	Los Angeles
2/4/12	W	107-81	Washington
2/15/12	W	102-84	Los Angeles
1/19/13	W	94-87	Los Angeles
2/4/13	L	90-98	Washington
12/14/13	W	113-97	Washington
1/29/14	W	110-103	Los Angeles
12/12/14	L	96-104	Washington
3/20/15	W	113-99	Los Angeles

** Indicates overtime (0-3)*
*** Indicates double overtime (0-1)*
(CP) Indicates game played in College Park
(T) Indicates game played in Toronto

2014-15 CLIPPERS VS. WIZARDS

2014-2015 SEASON SERIES (1-1)

PLAYER	G-GS	MIN	FG-FGA	PCT	3FG-FGA	PCT	FT-FTA	PCT	-REBOUNDS- OFF	DEF	TOT	AST	PF-DQ	STL	TO	BLK	PTS	AVG	HI
Paul	2-2	72	19-35	.543	2-7	.286	9-10	.900	2	11	13	21	4-0	1	7	0	49	24.5	30
Griffin	2-2	72	16-32	.500	0-0	—	4-11	.364	2	6	8	8	9-0	2	6	1	36	18.0	22
Redick	2-2	66	13-24	.542	5-9	.556	5-5	1.000	0	6	6	4	0-0	1	0	0	36	18.0	26
Crawford	1-0	27	2-13	.154	0-4	.000	8-9	.889	1	2	3	1	1-0	2	1	0	12	12.0	12
Jordan	2-2	68	9-11	.818	0-0	—	3-3	1.000	10	21	31	3	6-0	3	3	4	21	10.5	11
Barnes	2-2	59	7-19	.368	3-11	.273	2-2	1.000	3	7	10	1	8-0	1	7	2	19	9.5	11
Turkoglu	2-0	30	4-6	.667	4-5	.800	0-0	—	1	3	4	3	0-0	0	2	0	12	6.0	6
Davis	1-0	13	1-4	.250	0-0	—	3-4	.750	1	1	2	0	2-0	1	1	0	5	5.0	5
Robinson (TOT)	2-0	23	3-8	.375	2-5	.400	1-2	.500	0	0	0	3	1-0	1	3	0	9	4.5	6
Robinson (LAC)	1-0	12	1-3	.333	1-2	.500	0-0	—	0	0	0	3	1-0	1	2	0	3	3.0	3
Rivers (TOT)	3-1	52	4-11	.364	1-2	.500	2-4	.500	0	2	2	5	4-0	0	2	0	11	3.7	5
Rivers (LAC)	1-0	16	2-4	.500	1-1	1.000	0-0	—	0	1	1	2	3-0	0	0	0	5	5.0	5
Wilcox	1-0	2	1-1	1.000	1-1	1.000	0-0	—	0	1	1	0	0-0	0	0	0	3	3.0	3
Farmar	1-0	14	1-3	.333	0-2	.000	0-0	—	0	0	0	0	1-0	0	0	0	2	2.0	2
Hawes	2-0	21	1-5	.200	1-1	1.000	1-2	.500	0	3	3	1	3-0	0	2	1	4	2.0	3
Udoh	1-0	2	0-0	—	0-0	—	2-2	1.000	0	0	0	0	0-0	0	0	0	2	2.0	2
Cunningham	1-0	2	0-1	.000	0-0	—	0-0	—	0	1	1	0	1-0	0	1	0	0	0.0	0
Hamilton (TOT)	1-0	2	0-0	—	0-0	—	0-0	—	0	0	0	0	1-0	0	0	0	0	0.0	0
Hamilton (LAC)	1-0	2	0-0	—	0-0	—	0-0	—	0	0	0	0	1-0	0	0	0	0	0.0	0
Jones	1-0	2	0-0	—	0-0	—	0-0	—	0	0	0	0	1-0	0	0	0	0	0.0	0
CLIPPERS	**2**	**480**	**77-161**	**.478**	**18-43**	**.419**	**37-48**	**.771**	**20**	**63**	**83**	**47**	**41-0**	**12**	**34**	**8**	**209**	**104.5**	**113**
WIZARDS	**2**	**480**	**76-166**	**.458**	**15-35**	**.429**	**36-44**	**.818**	**17**	**56**	**73**	**55**	**41-0**	**16**	**25**	**8**	**203**	**101.5**	**104**

The Official 1-Day Fantasy Sports Partner
of the Los Angeles Clippers®

Play FREE 1-Day Fantasy Basketball

How to Play

- Sign up for a FREE account
- Choose from thousands of contests
- Draft a lineup in minutes and win!

DraftKings.com

THE NBA



NBA OFFICES

NATIONAL BASKETBALL ASSOCIATION
NBA ENTERTAINMENT
WOMEN'S NATIONAL BASKETBALL ASSOCIATION
NATIONAL BASKETBALL ASSOCIATION DEVELOPMENT LEAGUE

New York
Olympic Tower
645 Fifth Avenue
New York, NY 10022
Telephone: (212) 407-8000
Fax: (212) 832-3861

New Jersey
100 Plaza Drive
Secaucus, NJ 07094
Telephone: (201) 865-1500
Fax: (201) 974-5973

INTERNATIONAL OFFICES

CANADA
50 Bay Street
Suite 1402
Toronto, Ontario
Canada M5J 3A5
Telephone: (416) 682-2000
Fax: (416) 364-0205

EUROPE
Headquarters - NBA EMEA
Endeavour House
189 Shaftesbury Avenue
London, United Kingdom WC2H 8JR
Telephone: +44-20-7420-8900

Spain
Pqe. Empresarial "La Finca"
Edif. 17A, 1a
28223 Pozuelo de Alarcon, Madrid, Spain
Telephone: +34-911-517-101
Fax: +34-911-517-120

AFRICA
6th Floor World Trade Center
Cnr West Road South and Lower Road
Morningside 2196
Johannesburg, South Africa
Telephone: +27-87-940-1333
Fax: +27-86-726-6351

INDIA
Tower 1, 10th Floor
Indiabulls Finance Center
Senapati Bapat Marg Mumbai
Maharashtra 400013
Telephone: +91-22-6124-6100

LATIN AMERICA
Brazil
Av Borges de Medeiros, 633
Sala 303 – Leblon
Rio de Janeiro, RJ, Brazil 22430-041
Telephone: +55-21-3206-6400
Fax: +55-21-2586-6001

Mexico
Av Santa Fe 94, Torre A Piso 8
Colonia Zedec Santa Fe
Mexico DF Mexico 01210
Telephone: +52-55-88511159
Fax: +52-55-88511111

ASIA/PACIFIC
Hong Kong
Room 3101, The Lee Gardens
33 Hysan Avenue
Causeway Bay, Hong Kong
Telephone: +852-2843-9600
Fax: +852-2536-4808

Taiwan
Suite 1303, No. 88, Section 2
Chung Hsiao East Road
Taipei, Taiwan ROC 100
Telephone: +886-2-2397-8000
Fax: +886-2-2358-1098

Korea
21/F Seoul Finance Center
136 Sejong-Daero, Jung-Gu
Seoul, Korea 100-768
Telephone: +822-3782-6835
Fax: +822-3782-4555

China—Beijing
19th Floor, Office Tower 2
China Central Place
No. 79 Jianguo Road
Chaoyang District
Beijing, China 100025
Telephone: +86-10-5200-8200
Fax: +86-10-5200-8202

China—Shanghai
Unit 2703-2708, 27F
Tower 2 Plaza 66
1366 Nanjing West Road
Jing An District
Shanghai, China 200040
Telephone: +86-21-6137-2200
Fax: +86-21-6288-9920

NBA STORE
New store will open in
Winter 2016 at:
545 5th Avenue,
New York, NY 10017
No current phone listed

NBA CITY
6068 Universal Boulevard
Orlando, FL 32819
Telephone: 407-363-5919
Fax: 407-370-3178

NBA DEVELOPMENT LEAGUE

Olympic Tower, 645 5th Avenue; New York, NY 10022
Media Relations Contact: Joanna Shapiro (jshapiro@nba.com)

AUSTIN SPURS
13581 Pond Springs Road, Suite 108
Austin, TX 78729
Tel: (512) 236-8333; Fax: (512) 236-8444
Arena: Cedar Park Center
Media Relations Contact: Perri Travillion
(ptravillion@attcenter.com)
Website: www.austinspurs.com
NBA Affiliation: San Antonio

BAKERSFIELD JAM
1400 Norris Road; Bakersfield, CA 93308
Tel: (661) 615-6550; Fax: (661) 615-6555
Arena: Dignity Health Event Center
Media Relations Contact: William Aquije
(william@bakersfieldjam.com)
Website: www.bakersfieldjam.com
NBA Affiliation: Phoenix

CANTON CHARGE
1101 Market Avenue North
Canton, OH 44702
Tel: (866) 444-1944; Fax: (330) 489-1703
Arena: Canton Memorial Civic Center
Media Relations Contact: Sean Wyatt
(swyatt@cantoncharge.com)
Website: www.cantoncharge.com
NBA Affiliation: Cleveland

DELAWARE 87ERS
300 Martin Luther King Blvd, Ste. 200
Wilmington, DE 19801
Tel: (302) 504-7587; Fax: (302)351-5370
Arena: Bob Carpenter Center
Media Relations Contact: Andrew Dzurita
(andrewdzurita@sevens.com)
Website: www.sevens.com
NBA Affiliation: Philadelphia

ERIE BAYHAWKS
110 East 8th Street; Erie, PA 16501
Tel: (814) 790-5600; Fax: (814) 790-5608
Arena: Erie Insurance Arena
Media Relations Contact: Iris Rayburn
(iris.rayburn@nbaerie.com)
Website: www.nbaerie.com
NBA Affiliation: Orlando

FORT WAYNE MAD ANTS
1910 St. Joe Center Rd, Suite 61
Fort Wayne, IN 46825
Tel: (260) 469-4667; Fax: (260) 469-4674
Arena: Allen County
War Memorial Coliseum
Media Relations Contact: Kara Stevenson
(kara@fortwaynehoops.com)
Website: www.fortwaynehoops.com
NBA Affiliations: Indiana

GRAND RAPIDS DRIVE
40 Monroe Center NW, Ste 11
Grand Rapids MI 49503
Tel: (844) 473-7483
Arena: DeltaPlex Arena
Media Relations Contact: Sarah Parfet Jbara
(spj@nbagrandrapids.com)
Website: www.nbagrandrapids.com
NBA Affiliation: Detroit

IDAHO STAMPEDE
233 South Capitol Blvd., Suite 100
Boise, ID 83702
Tel: (208) 388-4667; Fax: (208) 388-3845
Arena: CenturyLink Arena
Media Relations Contact:
Aubrie Warkentien
(aubrie@idahostampede.com)
Website: www.idahostampede.com
NBA Affiliation: Utah

IOWA ENERGY
730 3rd Street; Des Moines, Iowa 50309
Tel: (515) 564-8550; Fax: (515) 564-8551
Arena: Wells Fargo Arena
Media Relations Contact: Mike Leighton
(mleighton@iowanba.com)
Website: www.iowanba.com
NBA Affiliations: Memphis

LOS ANGELES D-FENDERS
555 North Nash Street
El Segundo, CA 90245
Tel: (310) 426-6000; Fax: (310) 426-6031
Arena: Toyota Sports Center
Media Relations Contact: Will Patterson
(wpatterson@d-fenders.com)
Website: www.d-fenders.com
NBA Affiliation: Los Angeles Lakers

MAINE RED CLAWS
413 Congress Street; Portland, ME 04101
Tel: 207-210-6655; Fax: 207-210-6659
Arena: Portland Exposition Building
Media Relations Contact: Evans Boston
(eboston@maineredclaws.com)
Website: www.maineredclaws.com
NBA Affiliation: Boston

OKLAHOMA CITY BLUE
208 Thunder Drive
Oklahoma City, OK 73102
Tel: (405) 208-4800; Fax: (405) 429-7900
Arena: Cox Convention Center
Media Relations Contact: Ben Coldagelli
(bcoldagelli@okcthunder.com)
Website: www.oklahomacityblue.com
NBA Affiliation: Oklahoma City

RAPTORS 905
5600 Rose Cherry Place
Mississauga, ON L4Z4B6
Tel: (416) 815-5423 Fax: (416) 902-4311
Arena: Hershey Centre
Media Relations Contact: TBD
Website: www.raptors905.com
NBA Affiliation: Toronto

RENO BIGHORNS
50 West Liberty Street, Ste. 201; Reno, NV 89501
Tel: (775) 853-8200
Arena: Reno Event Center
Media Relations Contact: Kyle Jones
(kjones@renobighorns.com)
Website: www.renobighorns.com
NBA Affiliation: Sacramento

RIO GRANDE VALLEY VIPERS
4500 North 10th Street, Suite 315
McAllen, TX 78504
Tel: (956) 972-1144; Fax: (956) 972-1150
Arena: State Farm Arena
Media Relations Contact: Rebecca Sweat
(rsweat@rgvipers.com)
Website: www.rgvipers.com
NBA Affiliation: Houston

SANTA CRUZ WARRIORS
903 Pacific Avenue, Suite 101
Santa Cruz, CA 95060
Tel: (831) 731-4396; Fax: (831) 466-3201
Arena: Kaiser Permanente Arena
Media Relations Contact: Gina Antoniello
(gantoniello@santacruzbasketball.com)
Website: www.santacruzbasketball.com
NBA Affiliation: Golden State

SIOUX FALLS SKYFORCE
2131 South Minnesota Ave
Sioux Falls, SD 57105
Tel: (605) 332-0605; Fax: (605) 332-2305
Arena: Sanford Pentagon
Media Relations Contact: Darren Feeney
(darren@skyforceonline.com)
Website: www.skyforceonline.com
NBA Affiliation: Miami

TEXAS LEGENDS
2601 Avenue of the Stars, Suite 300
Frisco, TX 75034
Tel: (214) 469-0822; Fax: (214) 469-0823
Arena: Dr. Pepper Arena
Media Relations Contact: Britney Wynn
(bwynn@texlegends.com)
Website: www.texlegends.com
NBA Affiliation: Dallas

WESTCHESTER KNICKS
198 Central Ave.; White Plains, NY 10606
Tel: (914) 559-6888
Arena: Westchester County Center
Media Relations Contact: Katie Hatch
(Katie.hatch@msg.com)
Website: www.westchesterknicks.com
NBA Affiliation: New York

2014-15 FINAL REGULAR SEASON STANDINGS

ATLANTIC DIVISION	W-L	Home W-L	Away W-L	PCT	GB	Last 5	Streak
z-Maine Red Claws	35-15	20-6	15-9	0.700	0.0	4-1	W2
x-Canton Charge	31-19	14-10	17-9	0.620	4.0	4-1	W1
Erie BayHawks	24-26	15-10	9-16	0.480	11.0	4-1	L1
Delaware 87ers	20-30	11-14	9-16	0.400	15.0	1-4	L1
Westchester Knicks	10-40	9-16	1-24	0.200	25.0	0-5	L10

CENTRAL DIVISION	W-L	Home W-L	Away W-L	PCT	GB	Last 5	Streak
y-Sioux Falls Skyforce	29-21	14-10	15-11	0.580	0.0	3-2	L2
x-Fort Wayne Mad Ants	28-22	14-11	14-11	0.560	1.0	4-1	W2
Iowa Energy	26-24	13-12	13-12	0.520	3.0	2-3	L1
Grand Rapids Drive	23-27	15-9	8-18	0.460	6.0	2-3	W1

SOUTHWESTERN DIVISION	W-L	Home W-L	Away W-L	PCT	GB	Last 5	Streak
y-Austin Spurs	32-18	18-8	14-10	0.640	0.0	1-4	W1
x-Oklahoma City Blue	28-22	16-9	12-13	0.560	4.0	3-2	W3
Rio Grande Valley Vipers	27-23	14-11	13-12	0.540	5.0	3-2	L1
Texas Legends	22-28	8-17	14-11	0.440	10.0	1-4	L2

WEST DIVISION	W-L	Home W-L	Away W-L	PCT	GB	Last 5	Streak
z-Santa Cruz Warriors	35-15	19-7	16-8	0.700	0.0	4-1	W1
x-Bakersfield Jam	34-16	17-8	17-8	0.680	1.0	1-4	L3
Reno Bighorns	20-30	14-11	6-19	0.400	15.0	4-1	W3
Los Angeles D-Fenders	17-33	12-13	5-20	0.340	18.0	3-2	W1
Idaho Stampede	9-41	6-19	3-22	0.180	26.0	1-4	W1

x- Clinched Playoff Berth; y- Clinched Division; z- Clinched #1 Seed in Conference

2014-15 POSTSEASON RESULTS

QUARTERFINAL

	Fort Wayne Mad Ants 2	**Maine Red Claws 0**
Tuesday, April 7	Fort Wayne 104	Maine 103 (OT)
Saturday, April 11	Fort Wayne 121	Maine 111
	Canton Charge 2	**Sioux Falls Skyforce 1**
Wednesday, April 8	Canton 119	Sioux Falls 93
Monday, April 13	Sioux Falls 100	Canton 89
Tuesday, April 14	Canton 105	Sioux Falls 95
	Santa Cruz Warriors 2	**Oklahoma City Blue 0**
Wednesday, April 8	Santa Cruz 105	Oklahoma City 98
Friday, April 10	Santa Cruz 109	Oklahoma City 97
	Austin Spurs 2	**Bakersfield Jam 1**
Tuesday, April 7	Bakersfield 117	Austin 79
Saturday, April 11	Austin 98	Bakersfield 86
Sunday, April 12	Austin 90	Bakersfield 88

SEMIFINALS

	Fort Wayne Mad Ants 2	**Canton Charge 0**
Thursday, April 16	Fort Wayne 105	Canton 91
Sunday, April 19	Fort Wayne 103	Canton 85
	Santa Cruz Warriors 2	**Austin Spurs 1**
Friday, April 17	Santa Cruz 106	Austin 83
Sunday, April 19	Austin 100	Santa Cruz 91
Monday, April 20	Santa Cruz 97	Austin 83

FINALS

	Santa Cruz Warriors 2	**Fort Wayne Mad Ants 0**
Thursday, April 23	Santa Cruz 119	Fort Wayne 115
Sunday, April 26	Santa Cruz 109	Fort Wayne 96

2014-15 FINAL NBA STANDINGS

EASTERN CONFERENCE

ATLANTIC DIVISION

	W	L	PCT	GB	HOME	ROAD	LAST-10	STREAK
Toronto	49	33	.598	-	27-14	22-19	7-3	Won 1
Boston	40	42	.488	9	21-20	19-22	8-2	Won 6
Brooklyn	38	44	.463	11	19-22	19-22	6-4	Won 1
Philadelphia	18	64	.220	31	12-29	6-35	0-10	Lost 10
New York	17	65	.207	32	10-31	7-34	3-7	Lost 1

CENTRAL DIVISION

	W	L	PCT	GB	HOME	ROAD	LAST-10	STREAK
Cleveland	53	29	.646	-	31-10	22-19	7-3	Won 2
Chicago	50	32	.610	3	27-14	23-18	7-3	Won 4
Milwaukee	41	41	.500	12	23-18	18-23	5-5	Lost 1
Indiana	38	44	.463	15	23-18	15-26	7-3	Lost 1
Detroit	32	50	.390	21	18-23	14-27	4-6	Won 1

SOUTHEAST DIVISION

	W	L	PCT	GB	HOME	ROAD	LAST-10	STREAK
Atlanta	60	22	.732	-	35-6	25-16	5-5	Lost 3
Washington	46	36	.561	14	29-12	17-24	6-4	Lost 2
Miami	37	45	.451	23	20-21	17-24	4-6	Won 2
Charlotte	33	49	.402	27	19-22	14-27	2-8	Lost 6
Orlando	25	57	.305	35	13-28	12-29	3-7	Lost 4

WESTERN CONFERENCE

NORTHWEST DIVISION

	W	L	PCT	GB	HOME	ROAD	LAST-10	STREAK
Portland	51	31	.622	-	32-9	19-22	4-6	Lost 4
Oklahoma City	45	37	.549	6	29-12	16-25	4-6	Won 2
Utah	38	44	.463	13	21-20	17-24	7-3	Lost 1
Denver	30	52	.366	21	19-22	11-30	3-7	Lost 2
Minnesota	16	66	.195	35	9-32	7-34	0-10	Lost 12

PACIFIC DIVISION

	W	L	PCT	GB	HOME	ROAD	LAST-10	STREAK
Golden State	67	15	.817	-	39-2	28-13	8-2	Won 4
L.A. Clippers	**56**	**26**	**.683**	**11**	**30-11**	**26-15**	**9-1**	**Won 7**
Phoenix	39	43	.476	28	22-19	17-24	1-9	Lost 5
Sacramento	29	53	.354	38	18-23	11-30	3-7	Won 2
L.A. Lakers	21	61	.256	46	12-29	9-32	2-8	Lost 3

SOUTHWEST DIVISION

	W	L	PCT	GB	HOME	ROAD	LAST-10	STREAK
Houston	56	26	.683	-	30-11	26-15	7-3	Won 3
Memphis	55	27	.671	1	31-10	24-17	5-5	Won 1
San Antonio	55	27	.671	1	33-8	22-19	9-1	Lost 1
Dallas	50	32	.610	6	27-14	23-18	5-5	Won 1
New Orleans	45	37	.549	11	28-13	17-24	7-3	Won 2

NBA PLAYOFF STRUCTURE

1. Eight teams in each conference qualify for the NBA Playoffs. All eight teams will be seeded in order of their regular season records. The team with the better regular season won-lost record has home-court advantage in each round of the playoffs. Head-to-head results are the first criterion to break ties for playoff seeding and home-court advantage between two teams with identical regular-season records; the second criterion is whether a team won its division.
2. The four rounds of the playoffs, including the NBA Finals, will follow a best-of-seven format. All qualifying teams participate in the first round.
3. All rounds will play a 2-2-1-1-1 format.

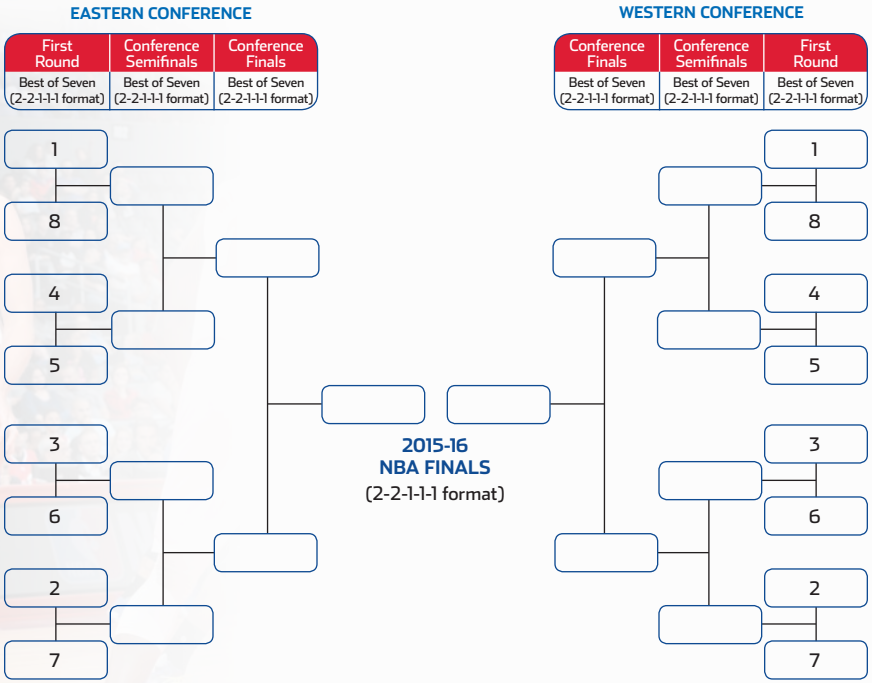

Eight teams in each conference qualify for the NBA Playoffs. All eight teams will be seeded in order of their regular season records. The team with the better regular season won-lost record has home-court advantage in each round of the playoffs. Head-to-head results are the first criterion to break ties for playoff seeding and home-court advantage between two teams with identical regular-season records; the second criterion is whether a team won its division.

2014-15 NBA PLAYOFF RESULTS

WESTERN CONFERENCE FIRST ROUND

GOLDEN STATE vs. NEW ORLEANS

(Golden State Wins 4-0)

Sat.	Apr. 18	NOP	99	at	GSW	106
Mon.	Apr. 20	NOP	87	at	GSW	97
Thu.	Apr. 23	GSW	123	at	NOP	119 (OT)
Sat.	Apr. 25	GSW	109	at	NOP	98

HOUSTON vs. DALLAS

(Houston Wins 4-1)

Sat.	Apr. 18	DAL	108	at	HOU	118
Tue.	Apr. 21	DAL	99	at	HOU	111
Fri.	Apr. 24	HOU	130	at	DAL	128
Sun.	Apr. 26	HOU	109	at	DAL	121
Tue.	Apr. 28	DAL	94	at	HOU	103

L.A. CLIPPERS vs. SAN ANTONIO

(Clippers win 4-3)

Sun.	Apr. 19	SAS	92	at	LAC	107
Wed.	Apr. 22	SAS	111	at	LAC	107
Fri.	Apr. 24	LAC	73	at	SAS	100
Sun.	Apr. 26	LAC	114	at	SAS	105
Tue.	Apr. 28	SAS	111	at	LAC	107
Thu.	Apr. 30	LAC	102	at	SAS	96
Sat.	May 2	SAS	109	at	LAC	111

PORTLAND vs. MEMPHIS

(Memphis Wins 4-1)

Sun.	Apr. 19	POR	86	at	MEM	100
Wed.	Apr. 22	POR	82	at	MEM	97
Sat.	Apr. 25	MEM	115	at	POR	109
Mon.	Apr. 27	MEM	92	at	POR	99
Wed.	Apr. 29	POR	93	at	MEM	99

WESTERN CONFERENCE SEMI-FINALS

GOLDEN STATE vs. MEMPHIS

(Golden State Wins 4-2)

Sun.	May 3	MEM	86	at	GSW	101
Tue.	May 5	MEM	97	at	GSW	90
Sat.	May 9	GSW	89	at	MEM	99
Mon.	May 11	GSW	101	at	MEM	84
Wed.	May 13	MEM	78	at	GSW	98
Fri.	May 15	GSW	108	at	MEM	95

HOUSTON vs. L.A. CLIPPERS

(Houston Wins 4-3)

Mon.	May 4	LAC	117	at	HOU	101
Wed.	May 6	LAC	109	at	HOU	115
Fri.	May 8	HOU	99	at	LAC	124
Sun.	May 10	HOU	95	at	LAC	128
Tue.	May 12	LAC	103	at	HOU	124
Thu.	May 14	HOU	119	at	LAC	107
Sun.	May 17	LAC	100	at	HOU	113

WESTERN CONFERENCE FINALS

GOLDEN STATE vs. HOUSTON

(Golden State Wins 4-1)

Tue.	May 19	HOU	106	at	GSW	110
Thu.	May 21	HOU	98	at	GSW	99
Sat.	May 23	GSW	115	at	HOU	80
Mon.	May 25	GSW	115	at	HOU	128
Wed.	May 27	HOU	90	at	GSW	104

EASTERN CONFERENCE FIRST ROUND

ATLANTA vs. BROOKLYN

(Atlanta Wins 4-2)

Sun.	Apr. 19	BKN	92	at	ATL	99
Wed.	Apr. 22	BKN	91	at	ATL	96
Sat.	Apr. 25	ATL	83	at	BKN	91
Mon.	Apr. 27	ATL	115	at	BKN	120
Wed.	Apr. 29	BKN	97	at	ATL	107
Fri.	May 1	ATL	111	at	BKN	87

CLEVELAND vs. BOSTON

(Cleveland Wins 4-0)

Sun.	Apr. 19	BOS	100	at	CLE	113
Tue.	Apr. 21	BOS	91	at	CLE	99
Thu.	Apr. 23	CLE	103	at	BOS	95
Sun.	Apr. 26	CLE	101	at	BOS	93

CHICAGO vs. MILWAUKEE

(Chicago Wins 4-2)

Sat.	Apr. 18	MIL	91	at	CHI	103
Mon.	Apr. 20	MIL	82	at	CHI	91
Thu.	Apr. 23	CHI	113	at	MIL	106
Sat.	Apr. 25	CHI	90	at	MIL	92
Mon.	Apr. 27	MIL	94	at	CHI	88
Thu.	Apr. 30	CHI	120	at	MIL	66

TORONTO vs. WASHINGTON

(Washington Wins 4-0)

Sat.	Apr. 18	WAS	93	at	TOR	86
Tue.	Apr. 21	WAS	117	at	TOR	106
Fri.	Apr. 24	TOR	99	at	WAS	106
Sun.	Apr. 26	TOR	94	at	WAS	125

EASTERN CONFERENCE SEMI-FINALS

ATLANTA vs. WASHINGTON

(Atlanta Wins 4-2)

Sun.	May 3	WAS	104	at	ATL	98
Tue.	May 5	WAS	90	at	ATL	106
Sat.	May 9	ATL	101	at	WAS	103
Mon.	May 11	ATL	106	at	WAS	101
Wed.	May 13	WAS	81	at	ATL	82
Fri.	May 15	ATL	94	at	WAS	91

CLEVELAND vs. CHICAGO

(Cleveland Wins 4-2)

Mon.	May 4	CHI	99	at	CLE	92
Wed.	May 6	CHI	91	at	CLE	106
Fri.	May 8	CLE	96	at	CHI	99
Sun.	May 10	CLE	86	at	CHI	84
Tue.	May 12	CHI	101	at	CLE	106
Thu.	May 14	CLE	94	at	CHI	73

EASTERN CONFERENCE FINALS

ATLANTA vs. CLEVELAND

(Cleveland Wins 4-0)

Wed.	May 20	CLE	97	at	ATL	89
Fri.	May 22	CLE	94	at	ATL	82
Sun.	May 24	ATL	111	at	CLE	114
Tue.	May 26	ATL	88	at	CLE	118

NBA FINALS

GOLDEN STATE vs. CLEVELAND

(Golden State Wins 4-2)

Thu.	June 4,	CLE	100	at	GSW	108
Sun.	June 7,	CLE	95	at	GSW	93
Tue.	June 9,	GSW	91	at	CLE	96
Thu.	June 11,	GSW	103	at	CLE	91
Sun,	June 14,	CLE	91	at	GSW	104
Tue,	June 16,	GSW	105	at	CLE	97

NBA CHAMPIONS

SEASON	CHAMPION	DEFEATED	SERIES
1946-47	Philadelphia Warriors	Chicago Stags	4-1
1947-48	Baltimore Bullets	Philadelphia Warriors	4-2
1948-49	Minneapolis Lakers	Washington Capitols	4-2
1949-50	Minneapolis Lakers	Syracuse Nationals	4-2
1950-51	Rochester Royals	New York Knickerbockers	4-3
1951-52	Minneapolis Lakers	New York Knickerbockers	4-3
1952-53	Minneapolis Lakers	New York Knickerbockers	4-1
1953-54	Minneapolis Lakers	Syracuse Nationals	4-3
1954-55	Syracuse Nationals	Fort Wayne Pistons	4-3
1955-56	Philadelphia Warriors	Fort Wayne Pistons	4-1
1956-57	Boston Celtics	St. Louis Hawks	4-3
1957-58	St. Louis Hawks	Boston Celtics	4-2
1958-59	Boston Celtics	Minneapolis Lakers	4-0
1959-60	Boston Celtics	St. Louis Hawks	4-3
1960-61	Boston Celtics	St. Louis Hawks	4-1
1961-62	Boston Celtics	Los Angeles Lakers	4-3
1962-63	Boston Celtics	Los Angeles Lakers	4-2
1963-64	Boston Celtics	San Francisco Warriors	4-1
1964-65	Boston Celtics	Los Angeles Lakers	4-1
1965-66	Boston Celtics	Los Angeles Lakers	4-3
1966-67	Philadelphia 76ers	San Francisco Warriors	4-2
1967-68	Boston Celtics	Los Angeles Lakers	4-2
1968-69	Boston Celtics	Los Angeles Lakers	4-3
1969-70	New York Knickerbockers	Los Angeles Lakers	4-3
1970-71	Milwaukee Bucks	Baltimore Bullets	4-0
1971-72	Los Angeles Lakers	New York Knickerbockers	4-1
1972-73	New York Knickerbockers	Los Angeles Lakers	4-1
1973-74	Boston Celtics	Milwaukee Bucks	4-3
1974-75	Golden State Warriors	Washington Bullets	4-0
1975-76	Boston Celtics	Phoenix Suns	4-2
1976-77	Portland Trail Blazers	Philadelphia 76ers	4-2
1977-78	Washington Bullets	Seattle Supersonics	4-3
1978-79	Seattle Supersonics	Washington Bullets	4-1
1979-80	Los Angeles Lakers	Philadelphia 76ers	4-2
1980-81	Boston Celtics	Houston Rockets	4-2
1981-82	Los Angeles Lakers	Philadelphia 76ers	4-2
1982-83	Philadelphia 76ers	Los Angeles Lakers	4-0
1983-84	Boston Celtics	Los Angeles Lakers	4-3
1984-85	Los Angeles Lakers	Boston Celtics	4-2
1985-86	Boston Celtics	Houston Rockets	4-2
1986-87	Los Angeles Lakers	Boston Celtics	4-2
1987-88	Los Angeles Lakers	Detroit Pistons	4-3
1988-89	Detroit Pistons	Los Angeles Lakers	4-0
1989-90	Detroit Pistons	Portland Trail Blazers	4-1
1990-91	Chicago Bulls	Los Angeles Lakers	4-1
1991-92	Chicago Bulls	Portland Trail Blazers	4-2
1992-93	Chicago Bulls	Phoenix Suns	4-2
1993-94	Houston Rockets	New York Knickerbockers	4-3
1994-95	Houston Rockets	Orlando Magic	4-0
1995-96	Chicago Bulls	Seattle Supersonics	4-2
1996-97	Chicago Bulls	Utah Jazz	4-2
1997-98	Chicago Bulls	Utah Jazz	4-2
1998-99	San Antonio Spurs	New York Knickerbockers	4-1
1999-00	Los Angeles Lakers	Indiana Pacers	4-2
2000-01	Los Angeles Lakers	Philadelphia 76ers	4-1
2001-02	Los Angeles Lakers	New Jersey Nets	4-0
2002-03	San Antonio Spurs	New Jersey Nets	4-2
2003-04	Detroit Pistons	Los Angeles Lakers	4-1
2004-05	San Antonio Spurs	Detroit Pistons	4-3
2005-06	Miami Heat	Dallas Mavericks	4-2
2006-07	San Antonio Spurs	Cleveland Cavaliers	4-0
2007-08	Boston Celtics	Los Angeles Lakers	4-2
2008-09	Los Angeles Lakers	Orlando Magic	4-1
2009-10	Los Angeles Lakers	Boston Celtics	4-3
2010-11	Dallas Mavericks	Miami Heat	4-2
2011-12	Miami Heat	Oklahoma City Thunder	4-1
2012-13	Miami Heat	San Antonio Spurs	4-3
2013-14	San Antonio Spurs	Miami Heat	4-1
2014-15	Golden State Warriors	Cleveland Cavaliers	4-2

NBA DIVISION WINNERS

SEASON	WESTERN	W-L	EASTERN	W-L
1946-47	Chicago	39-22	Washington	49-11
1947-48	St. Louis	29-19	Philadelphia	27-21
1948-49	Rochester	45-15	Washington	38-22

SEASON	WESTERN	W-L	CENTRAL	W-L	EASTERN	W-L
1949-50	Indianapolis	39-25	Rochester	51-17	Syracuse	51-13
	Minneapolis	51-17				

SEASON	WESTERN	W-L	EASTERN	W-L
1950-51	Minneapolis	44-24	Philadelphia	40-26
1951-52	Rochester	41-25	Syracuse	40-26
1952-53	Minneapolis	48-22	New York	47-23
1953-54	Minneapolis	46-26	New York	44-28
1954-55	Ft. Wayne	43-29	Syracuse	43-29
1955-56	Ft. Wayne	37-35	Philadelphia	45-27
1956-57	St. Louis	34-38	Boston	44-28
	Minneapolis	34-38		
	Fort Wayne	34-38		
1957-58	St. Louis	41-31	Boston	49-23
1958-59	St. Louis	49-23	Boston	52-20
1959-60	St. Louis	46-29	Boston	59-16
1960-61	St. Louis	51-28	Boston	57-22
1961-62	L.A. Lakers	54-26	Boston	60-20
1962-63	L.A. Lakers	53-27	Boston	58-22
1963-64	San Francisco	48-32	Boston	59-21
1964-65	L.A. Lakers	49-31	Boston	62-18
1965-66	L.A. Lakers	45-35	Philadelphia	55-25
1966-67	San Francisco	44-37	Philadelphia	68-13
1967-68	St. Louis	56-26	Philadelphia	62-20
1968-69	L.A. Lakers	55-27	Baltimore	57-25
1969-70	Atlanta	48-34	New York	60-22

SEASON	PACIFIC	W-L	MIDWEST	W-L	CENTRAL	W-L	ATLANTIC	W-L
1970-71	L.A. Lakers	48-34	Milwaukee	66-16	Baltimore	42-40	New York	52-30
1971-72	L.A. Lakers	69-13	Milwaukee	63-19	Baltimore	38-44	Boston	56-26
1972-73	L.A. Lakers	60-22	Milwaukee	60-22	Baltimore	52-30	Boston	68-14
1973-74	L.A. Lakers	47-35	Milwaukee	59-23	Capital	47-35	Boston	56-26
1974-75	Golden State	48-34	Chicago	47-35	Washington	60-22	Boston	60-22
1975-76	Golden State	59-23	Milwaukee	38-44	Cleveland	49-33	Boston	54-28
1976-77	L.A. Lakers	53-29	Denver	50-32	Houston	49-33	Philadelphia	50-32
1977-78	Portland	58-24	Denver	48-34	San Antonio	52-30	Philadelphia	55-27
1978-79	Seattle	52-30	Kansas City	48-34	San Antonio	48-34	Washington	54-28
1979-80	L.A. Lakers	60-22	Milwaukee	49-33	Atlanta	50-32	Boston	61-21
1980-81	Phoenix	57-25	San Antonio	52-30	Milwaukee	60-22	Boston/Phil.	62-20
1981-82	L.A. Lakers	57-25	San Antonio	48-34	Milwaukee	55-27	Boston	63-19
1982-83	L.A. Lakers	58-24	San Antonio	53-29	Milwaukee	51-31	Philadelphia	65-17
1983-84	L.A. Lakers	54-28	Utah	45-37	Milwaukee	50-32	Boston	62-20
1984-85	L.A. Lakers	62-20	Denver	52-30	Milwaukee	59-23	Boston	63-19
1985-86	L.A. Lakers	62-20	Houston	51-31	Milwaukee	57-25	Boston	67-15
1986-87	L.A. Lakers	65-17	Dallas	55-27	Atlanta	57-25	Boston	59-23
1987-88	L.A. Lakers	62-20	Denver	54-28	Detroit	54-28	Boston	57-25
1988-89	L.A. Lakers	57-25	Utah	51-31	Detroit	63-19	New York	52-30
1989-90	L.A. Lakers	63-19	San Antonio	56-26	Detroit	59-23	Philadelphia	53-29
1990-91	Portland	63-19	San Antonio	55-27	Chicago	61-21	Boston	56-26
1991-92	Portland	57-25	Utah	55-27	Chicago	67-15	Boston	51-31
1992-93	Phoenix	62-20	Houston	55-27	Chicago	57-25	New York	60-22
1993-94	Seattle	63-19	Houston	58-24	Atlanta	57-25	New York	57-25
1994-95	Phoenix	59-23	San Antonio	62-20	Indiana	52-30	Orlando	57-25
1995-96	Seattle	64-18	San Antonio	59-23	Chicago	72-10	Orlando	60-22
1996-97	Seattle	57-25	Utah	64-18	Chicago	69-13	Miami	61-21
1997-98	Seattle	61-21	Utah	62-20	Chicago	62-20	Miami	55-27
1998-99	Portland	35-15	San Antonio	37-13	Indiana	33-17	Miami	33-17
1999-00	L.A. Lakers	67-15	Utah	55-27	Indiana	56-26	Miami	52-30
2000-01	L.A. Lakers	56-26	San Antonio	58-24	Milwaukee	52-30	Philadelphia	56-26
2001-02	Sacramento	61-21	San Antonio	58-24	Detroit	50-32	New Jersey	52-30
2002-03	Sacramento	59-23	San Antonio	60-22	Detroit	50-32	New Jersey	49-33
2003-04	L.A. Lakers	56-26	Minnesota	58-24	Indiana	61-21	New Jersey	47-35

SEASON	PACIFIC	W-L	NORTHWEST	W-L	SOUTHWEST	W-L	SOUTHEAST	W-L	CENTRAL	W-L	ATLANTIC	W-L
2004-05	Phoenix	62-20	Seattle	52-30	San Antonio	59-23	Miami	59-23	Detroit	54-28	Boston	45-37
2005-06	Phoenix	54-28	Denver	44-38	San Antonio	63-49	Miami	52-30	Detroit	64-18	New Jersey	49-33
2006-07	Phoenix	61-21	Utah	51-31	Dallas	67-15	Miami	44-38	Detroit	53-29	Toronto	47-35
2007-08	L.A. Lakers	57-25	Utah	54-28	New Orleans	56-26	Orlando	52-30	Detroit	59-23	Boston	66-16
2008-09	L.A. Lakers	65-17	Denver	54-28	San Antonio	54-28	Orlando	59-23	Cleveland	66-16	Boston	62-20
2009-10	L.A. Lakers	57-25	Denver	53-29	Dallas	55-27	Orlando	59-23	Cleveland	61-21	Boston	50-32
2010-11	L.A. Lakers	57-25	Oklahoma City	55-27	San Antonio	61-21	Miami	58-24	Chicago	62-20	Boston	56-26
2011-12	L.A. Lakers	41-25	Oklahoma City	47-19	San Antonio	50-16	Miami	46-20	Chicago	50-16	Boston	39-27
2012-13	**L.A. Clippers**	**56-26**	Oklahoma City	60-22	San Antonio	58-24	Miami	66-16	Indiana	45-37	New York	54-28
2013-14	**L.A. Clippers**	**57-25**	Oklahoma City	59-23	San Antonio	62-20	Miami	54-28	Indiana	56-26	Toronto	48-34
2014-15	Golden State	67-15	Portland	51-31	Houston	56-26	Atlanta	60-22	Cleveland	53-29)	Toronto	49-33

2014-15 NBA LEADERS

POINTS PER GAME		AVG
Westbrook	Oklahoma City	28.1
Harden	Houston	27.4
James	Cleveland	25.3
Davis	New Orleans	24.4
Cousins	Sacramento	24.1
Curry	Golden State	23.8
Aldridge	Portland	23.4
Griffin	**L.A. Clippers**	**21.9**
Irving	Cleveland	21.7
Thompson	Golden State	21.7
Wade	Miami	21.5
Gay	Sacramento	21.1
Lillard	Portland	21.0
DeRozan	Toronto	20.1
Butler	Chicago	20.0
Vucevic	Orlando	19.3
Hayward	Utah	19.3
Paul	**L.A. Clippers**	**19.1**
Ellis	Dallas	18.9
Gasol	Chicago	18.5

REBOUNDS PER GAME		AVG
Jordan	**L.A. Clippers**	**15.0**
Drummond	Detroit	13.5
Cousins	Sacramento	12.7
Gasol	Chicago	11.8
Chandler	Dallas	11.5
Vucevic	Orlando	10.9
Randolph	Memphis	10.5
Davis	New Orleans	10.2
Aldridge	Portland	10.2
Monroe	Detroit	10.2
Asik	New Orleans	9.8
Love	Cleveland	9.7
Noah	Chicago	9.6
Gobert	Utah	9.5
Duncan	San Antonio	9.1
Kanter	Utah-Oklahoma City	8.9
Faried	Denver	8.9
Gortat	Washington	8.7
Valanciunas	Toronto	8.7
Jefferson	Charlotte	8.4

ASSISTS PER GAME		AVG
Paul	**L.A. Clippers**	**10.2**
Wall	Washington	10.0
Lawson	Denver	9.6
Westbrook	Oklahoma City	8.6
Rondo	Boston-Dallas	7.9
Curry	Golden State	7.7
James	Cleveland	7.4
Teague	Atlanta	7.0
Harden	Houston	7.0
Lowry	Toronto	6.8
Carter-Williams	Philadelphia-Milwaukee	6.7
Evans	New Orleans	6.6
Williams	Brooklyn	6.6
Payton	Orlando	6.5
Mo Williams	Minnesota-Charlotte	6.2
Lillard	Portland	6.2
Bledsoe	Phoenix	6.1
Jackson	Oklahoma City-Detroit	6.0
Turner	Boston	5.5
Conley	Memphis	5.4

MINUTES PER GAME		AVG
Butler	Chicago	38.7
Harden	Houston	36.8
Irving	Cleveland	36.4
Wiggins	Minnesota	36.2
James	Cleveland	36.1
Davis	New Orleans	36.1
Wall	Washington	35.9
Oladipo	Orlando	35.7
Ariza	Houston	35.7
Lillard	Portland	35.7

FIELD GOAL PCT.		PCT
Jordan	**L.A. Clippers**	**.710**
Valanciunas	Toronto	.572
Gortat	Washington	.566
Mozgov	Denver-Cleveland	.555
Zeller	Boston	.549
Horford	Atlanta	.538
Davis	New Orleans	.535
Favors	Utah	.525
Vucevic	Orlando	.523
Kanter	Utah-Oklahoma City	.519

FREE THROW PCT.		PCT
Curry	Golden State	.914
Meeks	Detroit	.906
Redick	**L.A. Clippers**	**.901**
Crawford	**L.A. Clippers**	**.901**
Paul	**L.A. Clippers**	**.900**
Gallinari	Denver	.895
Young	L.A. Lakers	.892
Nowitzki	Dallas	.882
Jack	Brooklyn	.881
Martin	Minnesota	.881

3-PT FIELD GOAL PCT.		PCT
Korver	Atlanta	.472
Korver	Atlanta	492
Gordon	New Orleans	.448
Curry	Golden State	.443
Thompson	Golden State	.439
Redick	**L.A. Clippers**	**.437**
Morrow	Oklahoma City	.434
D. Green	San Antonio	.418
Irving	Cleveland	.415
Beal	Washington	.409
Dunleavy	Chicago	.407

STEALS PER GAME		AVG
Westbrook	Oklahoma City	2.09
Allen	Memphis	2.05
Curry	Golden State	2.04
Paul	**L.A. Clippers**	**1.90**
Harden	Houston	1.90
Ariza	Houston	1.85
Ellis	Dallas	1.85
Millsap	Atlanta	1.78
Noel	Philadelphia	1.77

STEALS/TURNOVER RATIO		
Leonard	San Antonio	1.53
Allen	Memphis	1.50
Carroll	Atlanta	1.25
Butler	Chicago	1.23
Larkin	New York	1.12
Tucker	Phoenix	1.11
Smart	Boston	1.10
D. Green	San Antonio	1.09
Middleton	Milwaukee	1.08
Ariza	Houston	1.08

BLOCKS PER GAME		AVG
Davis	New Orleans	2.94
Ibaka	Oklahoma City	2.42
Gobert	Utah	2.30
Jordan	**L.A. Clippers**	**2.23**
Henson	Milwaukee	2.01
Duncan	San Antonio	1.96
Noel	Philadelphia	1.89
Gasol	Chicago	1.88
Drummond	Detroit	1.87
Lopez	Brooklyn	1.75

ASSIST/TURNOVER RATIO		
Paul	**L.A. Clippers**	**4.41**
Lawson	Denver	3.89
Barea	Dallas	3.76
Dellavedova	Cleveland	3.34
G. Hill	Indiana	3.19
Walker	Charlotte	3.18
Jennings	Detroit	3.02
Holiday	New Orleans	3.01
Williams	Brooklyn	2.91
Harris	Dallas	2.79

2015 NBA DRAFT

ROUND 1

NO.	TEAM	PLAYER	FROM
1.	Minnesota Timberwolves	Karl-Anthony Towns	Kentucky
2.	Los Angeles Lakers	D'Angelo Russell	Ohio State
3.	Philadelphia 76ers	Jahlil Okafor	Duke
4.	New York Knicks	Kristaps Porzingis	Latvia
5.	Orlando Magic	Mario Hezonja	Croatia
6.	Sacramento Kings	Willie Cauley-Stein	Kentucky
7.	Denver Nuggets	Emmanuel Mudiay	Congo
8.	Detroit Pistons	Stanley Johnson	Arizona
9.	Charlotte Hornets	Frank Kaminsky	Wisconsin
10.	Miami Heat	Justise Winslow	Duke
11.	Indiana Pacers	Myles Turner	Texas
12.	Utah Jazz	Trey Lyles	Kentucky
13.	Phoenix Suns	Devin Booker	Kentucky
14.	Oklahoma City Thunder	Cameron Payne	Murray State
15.	Atlanta Hawks	Kelly Oubre Jr.	Kansas
16.	Boston Celtics	Terry Rozier	Louisville
17.	Milwaukee Bucks	Rashad Vaughn	UNLV
18.	Houston Rockets	Sam Dekker	Wisconsin
19.	Washington Wizards	Jerian Grant	Notre Dame
20.	Toronto Raptors	Delon Wright	Utah
21.	Dallas Mavericks	Justin Anderson	Virginia
22.	Chicago Bulls	Bobby Portis	Arkansas
23.	Portland Trail Blazers	Rondae Hollis-Jefferson	Arizona
24.	Cleveland Cavaliers	Tyus Jones	Duke
25.	Memphis Grizzlies	Jarell Martin	LSU
26.	San Antonio Spurs	Nikola Milutinov	Serbia
27.	Los Angeles Lakers	Larry Nance Jr.	Wyoming
28.	Boston Celtics	R.J. Hunter	Georgia State
29.	Brooklyn Nets	Chris McCullough	Syracuse
30.	Golden State Warriors	Kevon Looney	UCLA

ROUND 2

NO.	TEAM	PLAYER	FROM
31.	Minnesota Timberwolves	Cedi Osman	Macedonia
32.	Houston Rockets	Montrezl Harrell	Louisville
33.	Boston Celtics	Jordan Mickey	LSU
34.	Los Angeles Lakers	Anthony Brown	Stanford
35.	Philadelphia 76ers	Willy Hernangómez	Spain
36.	Minnesota Timberwolves	Rakeem Christmas	Syracuse
37.	Philadelphia 76ers	Richaun Holmes	Bowling Green
38.	Detroit Pistons	Darrun Hillard	Villanova
39.	Charlotte Hornets	Juan Valet	Argentina
40.	Miami Heat	Josh Richardson	Tennessee
41.	Brooklyn Nets	Pat Connaughton	Notre Dame
42.	Utah Jazz	Oliver Hanlan	Boston College
43.	Indiana Pacers	Joseph Young	Oregon
44.	Phoenix Suns	Andrew Harrison	Kentucky
45.	Boston Celtics	Marcus Thornton	William & Mary
46.	Milwaukee Bucks	Norman Powell	UCLA
47.	Philadelphia 76ers	Arturas Gudaitis	Lithuania
48.	Oklahoma City Thunder	Dakari Johnson	Kentucky
49.	Washington Wizards	Aaron White	Iowa
50.	Atlanta Hawks	Marcus Eriksson	Sweden
51.	Orlando Magic	Tyler Harvey	Eastern Washington
52.	Dallas Mavericks	Satnam Singh Bhamara	India
53.	Cleveland Cavaliers	Sir'Dominic Pointer	St. John's
54.	Utah Jazz	Daniel Diez	Spain
55.	San Antonio Spurs	Cady Lalanne	Massachusetts
56.	New Orleans Pelicans	Branden Dawson	Michigan State
57.	Denver Nuggets	Nikola Radicevic	Serbia
58.	Philadelphia 76ers	J.P. Tokoto	North Carolina
59.	Atlanta Hawks	Dimitrios Agravanis	Greece
60.	Philadelphia 76ers	Luka Mitrovic	Serbia

ACTIVE CAREER LEADERS

(Players who were on active rosters or on injured list during 2014-15 season)

MOST GAMES PLAYED

Kevin Garnett	1,424
Tim Duncan	1,331
Kobe Bryant	1,280
Andre Miller	1,265
Dirk Nowitzki	1,265
Paul Pierce	**1,250**
Vince Carter	1,214
Jason Terry	1,213
Joe Johnson	1,062
Jamal Crawford	**1,021**

MOST 3-PT FG MADE

Jason Terry	2,076
Paul Pierce	**2,053**
Vince Carter	1,878
Jamal Crawford	**1,816**
Kyle Korver	1,729
Joe Johnson	1,712
Kobe Bryant	1,694
Jason Richardson	1,608
Dirk Nowitzki	1,575
Mike Miller	1,563

MOST STEALS

Kobe Bryant	1,882
Kevin Garnett	1,664
Paul Pierce	**1,715**
Chris Paul	**1,641**
LeBron James	1,553
Andre Miller	1,530
Jason Terry	1,468
Andre Iguodala	1,399
Dwyane Wade	1,335
Vince Carter	1,323

MOST MINUTES PLAYED

Kevin Garnett	49,862
Kobe Bryant	46,774
Tim Duncan	45,830
Dirk Nowitzki	44,885
Paul Pierce	**44,372**
Vince Carter	40,332
Andre Miller	39,807
Jason Terry	38,597
Joe Johnson	38,483
LeBron James	35,769

MOST 3-PT FG ATTEMPTS

Paul Pierce	**5,531**
Jason Terry	5,463
Jamal Crawford	**5,195**
Kobe Bryant	5,079
Vince Carter	5,020
Joe Johnson	4,615
Jason Richardson	4,344
Dirk Nowitzki	4,117
Kyle Korver	3,998
J.R. Smith	3,966

MOST ASSISTS

Andre Miller	8,437
Chris Paul	**6,950**
LeBron James	6,301
Kobe Bryant	6,122
Deron Williams	6,081
Tony Parker	5,970
Kevin Garnett	5,383
Jason Terry	5,155
Rajon Rondo	4,775
Paul Pierce	**4,627**

MOST FIELD GOALS ATTEMPTED

Kobe Bryant	25,087
Kevin Garnett	21,027
Dirk Nowitzki	20,810
Tim Duncan	19,893
Vince Carter	19,451
Paul Pierce	**18,998**
LeBron James	18,043
Carmelo Anthony	16,376
Joe Johnson	15,875
Jason Terry	14,812

MOST OFFENSIVE REBOUNDS

Tim Duncan	3,744
Kevin Garnett	3,194
Tyson Chandler	2,950
Dwight Howard	2,858
Zach Randolph	2,821
Pau Gasol	2,672
Samuel Dalembert	2,289
Amar'e Stoudemire	1,964
David Lee	1,900
Al Jefferson	1,892

MOST BLOCKED SHOTS

Tim Duncan	2,942
Kevin Garnett	2,027
Dwight Howard	1,711
Josh Smith	**1,666**
Pau Gasol	1,631
Samuel Dalembert	1,546
Tyson Chandler	1,209
Serge Ibaka	1,152
Dirk Nowitzki	1,128
Al Jefferson	1,013
Amar'e Stoudemire	1,013

MOST FIELD GOALS MADE

Kobe Bryant	11,321
Kevin Garnett	10,451
Tim Duncan	10,070
Dirk Nowitzki	9,894
LeBron James	8,950
Vince Carter	8,550
Paul Pierce	**8,496**
Carmelo Anthony	7,447
Joe Johnson	7,026
Pau Gasol	6,881

DEFENSIVE REBOUNDS

Kevin Garnett	11,318
Tim Duncan	10,900
Dirk Nowitzki	8,685
Dwight Howard	7,456
Pau Gasol	6,583
Paul Pierce	**6,214**
Zach Randolph	5,863
Tyson Chandler	5,611
LeBron James	5,421
Kobe Bryant	5,342

MOST FOULS

Kevin Garnett	3,491
Paul Pierce	**3,474**
Vince Carter	3,404
Kobe Bryant	3,238
Tim Duncan	3,179
Dirk Nowitzki	3,105
Andre Miller	2,836
Tyson Chandler	2,750
Dwight Howard	2,670
Samuel Dalembert	2,601

MOST FREE THROW ATTEMPTS

Kobe Bryant	9,730
Paul Pierce	**8,499**
Tim Duncan	8,337
LeBron James	7,730
Dirk Nowitzki	7,689
Dwight Howard	7,357
Dwyane Wade	6,354
Carmelo Anthony	6,307
Kevin Garnett	6,169
Vince Carter	5,751

MOST REBOUNDS

Tim Duncan	14,644
Kevin Garnett	14,512
Dwight Howard	10,314
Dirk Nowitzki	10,051
Pau Gasol	9,255
Zach Randolph	8,684
Tyson Chandler	8,561
Paul Pierce	**7,293**
Chris Bosh	7,202
Al Jefferson	6,968

MOST DISQUALIFICATIONS

Tyson Chandler	47
Samuel Dalembert	41
Krik Hinrich	39
DeMarcus Cousins	35
Nene Hilario	33
Andrew Bogut	32
Dwight Howard	31
Amar'e Stoudemire	31
Paul Millsap	30
Nick Collison	29

MOST FREE THROWS MADE

Kobe Bryant	8,146
Paul Pierce	**6,854**
Dirk Nowitzki	6,756
Tim Duncan	5,804
LeBron James	5,757
Carmelo Anthony	5,114
Kevin Garnett	4,873
Dwyane Wade	4,863
Vince Carter	4,596
Chris Bosh	4,253

MOST POINTS

Kobe Bryant	32,482
Dirk Nowitzki	28,119
Tim Duncan	25,974
Kevin Garnett	25,949
Paul Pierce	**25,899**
LeBron James	24,913
Vince Carter	23,574
Carmelo Anthony	20,924
Dwyane Wade	18,812
Joe Johnson	18,326

ACTIVE CAREER LEADERS

(Players who were on active rosters or on injured list during 2014-15 season)

HIGHEST FIELD GOAL PERCENTAGE

(2,000 FGM minimum)

Player	FGM	FGA	Pct
Tyson Chandler	3,026	5,118	.591
Dwight Howard	5,228	9,024	.579
Marcin Gortat	2,189	3,984	.549
Nene Hilario	3,525	6,485	.544
Al Horford	3,015	5,578	.541
Amar'e Stoudemire	5,786	10,788	.536
Nick Collison	2,135	3,995	.534
Serge Ibaka	2,142	4,019	.533
David Lee	4,161	7,811	.533
Andrew Bogut	2,738	5,164	.530

HIGHEST FREE THROW PERCENTAGE

(1,200 FTM minimum)

Player	FTM	FTA	Pct
Stephen Curry	1,305	1,450	.900
Kevin Durant	4,152	4,714	.881
Dirk Nowitzki	6,756	7,689	.879
Mo Williams	1,525	1,753	.870
Kevin Martin	3,408	3,919	.870
Chris Paul	**3,101**	**3,601**	**.861**
Jamal Crawford	**3,080**	**3,589**	**.858**
Jarrett Jack	1,816	2,127	.854
James Harden	2,760	3,233	.854
Danilo Gallinari	1,253	1,473	.851

HIGHEST 3-POINT FIELD GOAL PERCENTAGE

(250 3FGM Minimum)

Player	FG3M	FG3A	Pct
Stephen Curry	1,191	2,704	.440
Kyle Korver	1,729	3,998	.432
Steve Novak	567	1,316	.431
Anthony Morrow	687	1,600	.429
Danny Green	615	1,463	.420
Klay Thompson	784	1,874	.418
Matt Bonner	782	1,889	.414
Jose Calderon	757	1,839	.412
Mike Miller	1,563	3,838	.407
Brandon Rush	413	1,029	.401

HIGHEST SCORING AVERAGE

(400 Games or 10,000 Points Minimum)

Player	G	FGM	FTM	Pts	Avg
LeBron James	911	8,950	5,757	24,913	27.3
Kevin Durant	569	5,214	4,152	15,537	27.3
Kobe Bryant	1,280	11,321	8,146	32,482	25.4
Carmelo Anthony	830	7,447	5,114	20,924	25.2
Dwyane Wade	781	6,785	4,863	18,812	24.1
Dirk Nowitzki	1,265	9,894	6,756	28,119	22.2
Blake Griffin	**375**	**3,126**	**1,764**	**8,052**	**21.5**
Russell Westbrook	507	3,759	2,797	10,720	21.1
Stephen Curry	416	3,109	1,305	8,714	20.9
Paul Pierce	**1,250**	**8,496**	**6,854**	**25,899**	**20.7**

ALL-TIME STATISTICAL LEADERS

(Active 2014-15 players in capital letters)

MOST GAMES PLAYED

Robert Parish	1,611
Kareem Abdul-Jabbar	1,560
John Stockton	1,504
Karl Malone	1,476
KEVIN GARNETT	1,424
Kevin Willis	1,424
Jason Kidd	1,391
Reggie Miller	1,389
Clifford Robinson	1,380
Gary Payton	1,335

MOST 3PT FGS MADE

Ray Allen	2,973
Reggie Miller	2,560
JASON TERRY	2,076
PAUL PIERCE	**2,053**
Jason Kidd	1,988
VINCE CARTER	1,878
Chauncey Billups	1,830
JAMAL CRAWFORD	**1,816**
Rashard Lewis	1,787
Peja Stojakovic	1,760

MOST PERSONAL FOULS

Kareem Abdul-Jabbar	4,657
Karl Malone	4,578
Robert Parish	4,443
Charles Oakley	4,421
Hakeem Olajuwon	4,383
Buck Williams	4,267
Elvin Hayes	4,193
Clifford Robinson	4,176
Kevin Willis	4,172
Shaquille O'Neal	4,146
Otis Thorpe	4,146

MOST MINUTES PLAYED

Kareem Abdul-Jabbar	57,446
Karl Malone	54,852
Jason Kidd	50,110
Elvin Hayes	50,000
KEVIN GARNETT	49,862
Wilt Chamberlain	47,859
John Stockton	47,764
Reggie Miller	47,619
Gary Payton	47,117
KOBE BRYANT	46,774

MOST 3PT FGS ATTEMPTED

Ray Allen	7,429
Reggie Miller	6,486
Jason Kidd	5,701
PAUL PIERCE	**5,531**
JASON TERRY	5,463
JAMAL CRAWFORD	**5,195**
KOBE BRYANT	5,079
VINCE CARTER	5,020
Chauncey Billups	4,725
Rashard Lewis	4,625

MOST DISQUALIFICATIONS

Vern Mikkelsen	127
Walter Dukes	553
Shawn Kemp	115
Chuck Share	105
Paul Arizin	101
Darryl Dawkins	100
James Edwards	96
Tom Sanders	94
Steve Johnson	93
Tom Gola	92
Tree Rollins	92
Dave Cowens	90

MOST FGS MADE

Kareem Abdul-Jabbar	15,837
Karl Malone	13,528
Wilt Chamberlain	12,681
Michael Jordan	12,192
Shaquille O'Neal	11,330
KOBE BRYANT	11,321
Elvin Hayes	10,976
Hakeem Olajuwon	10,749
Alex English	10,659
John Havlicek	10,513

MOST OFFENSIVE REBOUNDS

Moses Malone	6,731
Robert Parish	4,598
Buck Williams	4,526
Dennis Rodman	4,329
Charles Barkley	4,260
Shaquille O'Neal	4,209
Kevin Willis	4,132
Hakeem Olajuwon	4,034
Charles Oakley	3,924
Dikembe Mutombo	3,808

MOST STEALS

John Stockton	3,265
Jason Kidd	2,684
Michael Jordan	2,514
Gary Payton	2,445
Maurice Cheeks	2,310
Scottie Pippen	2,307
Clyde Drexler	2,207
Hakeem Olajuwon	2,162
Alvin Robertson	2,112
Karl Malone	2,085

MOST FGS ATTEMPTED

Kareem Abdul-Jabbar	28,307
Karl Malone	26,210
KOBE BRYANT	25,087
Michael Jordan	24,537
Elvin Hayes	24,272
John Havlicek	23,930
Wilt Chamberlain	23,497
Dominique Wilkins	21,589
Alex English	21,036
KEVIN GARNETT	21,027

MOST DEFENSIVE REBOUNDS

Karl Malone	11,406
KEVIN GARNETT	11,318
TIM DUNCAN	10,900
Robert Parish	10,117
Hakeem Olajuwon	9,714
Moses Malone	9,481
Kareem Abdul-Jabbar	9,394
Shaquille O'Neal	8,890
Patrick Ewing	8,855
DIRK NOWITZKI	8,685

MOST BLOCKED SHOTS

Hakeem Olajuwon	3,830
Dikembe Mutombo	3,289
Kareem Abdul-Jabbar	3,189
Mark Eaton	3,064
David Robinson	2,954
TIM DUNCAN	2,942
Patrick Ewing	2,894
Shaquille O'Neal	2,732
Tree Rollins	2,542
Robert Parish	2,361

MOST FREE THROWS MADE

Karl Malone	9,787
Moses Malone	8,531
KOBE BRYANT	8,146
Oscar Robertson	7,694
Michael Jordan	7,327
Jerry West	7,160
PAUL PIERCE	**6,854**
Adrian Dantley	6,832
DIRK NOWITZKI	6,756
Kareem Abdul-Jabbar	6,712
Dolph Schayes	6,712

MOST TOTAL REBOUNDS

Wilt Chamberlain	23924
Bill Russell	21,620
Kareem Abdul-Jabbar	17,440
Elvin Hayes	16,279
Moses Malone	16,212
Karl Malone	14,968
Robert Parish	14,715
TIM DUNCAN	14,644
KEVIN GARNETT	14,512
Nate Thurmond	14,464

POINTS

Kareem Abdul-Jabbar	38,387
Karl Malone	36,928
KOBE BRYANT	32,482
Michael Jordan	32,292
Wilt Chamberlain	31,419
Shaquille O'Neal	28,596
DIRK NOWITZKI	28,119
Moses Malone	27,409
Elvin Hayes	27,313
Hakeem Olajuwon	26,946

MOST FREE THROWS ATTEMPTED

Karl Malone	13,188
Wilt Chamberlain	11,862
Shaquille O'Neal	11,252
Moses Malone	11,090
KOBE BRYANT	9,730
Kareem Abdul-Jabbar	9,304
Oscar Robertson	9,185
Jerry West	8,801
Michael Jordan	8,772
Charles Barkley	8,643

MOST ASSISTS

John Stockton	15,806
Jason Kidd	12,091
Steve Nash	10,335
Mark Jackson	10,334
Magic Johnson	10,141
Oscar Robertson	9,887
Isiah Thomas	9,061
Gary Payton	8,966
Andre Miller	8,437
Rod Strickland	7,987

ALL-TIME STATISTICAL LEADERS

(Active 2014-15 players in capital letters)

HIGHEST FIELD GOAL PERCENTAGE

(2,000 FGM minimum)

Player	FGM	FGA	Pct
Artis Gilmore	5,732	9,570	.599
TYSON CHANDLER	3,026	5,118	.591
Shaquille O'Neal	11,330	19,457	.582
Mark West	2,528	4,356	.580
DWIGHT HOWARD	5,228	9,024	.579
Steve Johnson	2,841	4,965	.572
Darryl Dawkins	3,477	6,079	.572
James Donaldson	3,105	5,442	.571
Bo Outlaw	2,005	3,534	.567
Jeff Ruland	2,105	3,734	.564

HIGHEST FREE THROW PERCENTAGE

(1,200 FTM minimum)

Player	FTM	FTA	Pct
Steve Nash,	3,060	3,384	.904
Mark Price	2,135	2,362	.904
STEPHEN CURRY	1,305	1,450	.900
Rick Barry	3,818	4,243	.900
Peja Stojakovic	2,237	2,500	.895
Chauncey Billups	4,496	5,029	.894
Ray Allen	4,398	4,920	.894
Calvin Murphy	3,445	3,864	.892
Scott Skiles	1,548	1,741	.889
Reggie Miller	6,237	7,026	.888

HIGHEST 3-POINT FIELD GOAL PERCENTAGE

(250 3FGM Minimum)

Player	FG3M	FG3A	Pct
Steve Kerr	2,042	4,263	.479
Hubert Davis	2,108	4,600	.458
STEPHEN CURRY	3,109	6,604	.471
Jason Kapono	457	1,054	.434
KYLE KORVER	1,729	3,998	.432
STEVE NOVAK	567	1,316	.431
ANTHONY MORROW	687	1,600	.429
Steve Nash	1,685	3,939	.428
B.J. Armstrong	436	1,026	.425
DANNY GREEN	615	1,463	.420

HIGHEST SCORING AVERAGE

(400 Games or 10,000 Points Minimum)

Player	G	FGM	FTM	Pts	Avg
Michael Jordan	1,072	12,192	7,327	32,292	30.1
Wilt Chamberlain	1,045	12,681	6,057	31,419	30.1
Elgin Baylor	846	8,693	5,763	23,149	27.4
LEBRON JAMES	911	8,950	5,757	24,913	27.3
KEVIN DURANT	569	5,214	4,152	15,537	27.3
Jerry West	932	9,016	7,160	25,192	27.0
Allen Iverson	914	8,467	6,375	24,368	26.7
Bob Pettit	792	7,349	6,182	20,880	26.4
George Gervin	791	8,045	4,541	20,708	26.2
Oscar Robertson	1,040	9,508	7,694	26,710	25.7

AWARD WINNERS

2014-15 NBA HONOR ROLL

Kia NBA MVP	Stephen Curry, Golden St. Warriors
Coach of the Year	Mike Budenholzer, Atlanta Hawks
Rookie of the Year	Andrew Wiggins, Minnesota Timberwolves
Defensive Player of the Year	Kawhi Leonard, San Antonio Spurs
Sixth Man Award	Lou Williams, Toronto Raptors
Most Improved Player	Jimmy Butler, Chicago Bulls
Sportsmanship Award	Kyle Korver, Atlanta Hawks
J. Walter Kennedy Citizenship Award	Joakim Noah, Chicago Bulls
Executive of the Year	Bob Myers, Golden St. Warriors

2014-15 ALL-NBA TEAMS

FIRST TEAM	SECOND TEAM	THIRD TEAM
F Anthony Davis, New Orleans	F LaMarcus Aldridge, Portland	F Tim Duncan, San Antonio
F LeBron James, Cleveland	F Pau Gasol, Chicago	**F Blake Griffin, Clippers**
C Marc Gasol, Memphis	C DeMarcus Cousins, Sacramento	**C DeAndre Jordan, Clippers**
G James Harden, Houston	**G Chris Paul, Clippers**	G Klay Thompson, Golden State
G Stephen Curry, Golden State	G Russell Westbrook, Oklahoma City	G Kyrie Irving, Cleveland

2014-15 NBA ALL-DEFENSIVE TEAMS

FIRST TEAM	SECOND TEAM
F Draymond Green, Golden State	F Tim Duncan, San Antonio
F Tony Allen, Memphis	F Anthony Davis, New Orleans
C DeAndre Jordan, Clippers	C Andrew Bogut, Golden State
G Kawhi Leonard, San Antonio	G Jimmy Butler, Chicago
G Chris Paul, Clippers	G John Wall, Washington

2014-15 NBA ALL-ROOKIE TEAMS

FIRST TEAM	SECOND TEAM
Nikola Mirotic, Chicago	Bojan Bogdanovic, Brooklyn
Andrew Wiggins, Minnesota	Jusuf Nurkic, Denver
Nerlens Noel, Philadelphia	Langston Galloway, New York
Elfrid Payton, Orlando	Zach LaVine, Minnesota
Jordan Clarkson, Lakers	Marcus Smart, Boston

COMMUNITY ASSIST AWARD

October 2014	Russell Westbrook	Oklahoma City Thunder
November 2014	Klay Thompson	Golden State Warriors
December 2014	Ben McLemore	Sacramento Kings
January 2015	Anthony Davis	New Orleans Pelicans
February 2015	Joakim Noah	Chicago Bulls
March 2015	Tobias Harris	Orlando Magic
April 2015	**Chris Paul**	**L.A. Clippers**

AWARD WINNERS

NBA PLAYER OF THE WEEK

Week Ending	Eastern Conference	Western Conference
November 9	Chris Bosh, Miami	Klay Thompson, Golden State
November 16	Deron Williams, Brooklyn	Stephen Curry, Golden State
November 23	LeBron James, Cleveland	Damian Lillard, Portland
November 30	Lou Williams, Toronto	DeMarcus Cousins, Sacramento
December 7	LeBron James, Cleveland	Blake Griffin, L.A. Clippers
December 14	Kyle Lowry, Toronto	LaMarcus Aldridge, Portland
December 21	John Wall, Washington	James Harden, Houston
December 28	Al Horford, Atlanta	LaMarcus Aldridge, Portland
January 4	Jimmy Butler, Chicago	James Harden, Houston
January 11	Jeff Teague, Atlanta	Kevin Durant, Oklahoma City
January 18	Kemba Walker, Charlotte	Klay Thompson, Golden State
January 25	Al Horford, Atlanta	Mo Williams, Minnesota
February 1	LeBron James, Cleveland	Klay Thompson, Golden State
February 8	Kyrie Irving, Cleveland	Zach Randolph, Memphis
February 22	Giannis Antetokounmpo, Milwaukee	Russell Westbrook, Oklahoma City
March 1	Isaiah Thomas, Boston	Damian Lillard, Portland
March 8	Mo Williams, Charlotte	Russell Westbrook, Oklahoma City
March 15	Kyrie Irving, Cleveland	Anthony Davis, New Orleans
March 22	Dwyane Wade, Miami	Chris Paul, L.A. Clippers
March 29	Brook Lopez, Brooklyn	Stephen Curry, Golden State
April 5	Brook Lopez, Brooklyn	James Harden, Houston
April 12	Isaiah Thomas, Boston	Tim Duncan, San Antonio

NBA PLAYER OF THE MONTH

Month	Eastern Conference	Western Conference
November	Jimmy Butler, Chicago	Stephen Curry, Golden State
December	Kyle Lowry, Toronto	James Harden, Houston
January	DeMarre Carroll, Atlanta Al Horford, Atlanta Kyle Korver, Atlanta Paul Millsap, Atlanta Jeff Teague, Atlanta	James Harden, Houston
February	LeBron James, Cleveland	Russell Westbrook, Oklahoma City
March	LeBron James, Cleveland	Russell Westbrook, Oklahoma City
April	DeMar DeRozan, Toronto	Russell Westbrook, Oklahoma City

ROOKIE OF THE MONTH

Month	Eastern Conference	Western Conference
November	Jabari Parker, Milwaukee	Andrew Wiggins, Minnesota
December	Nikola Mirotic, Chicago	Andrew Wiggins, Minnesota
January	Elfrid Payton, Orlando	Andrew Wiggins, Minnesota
February	Marcus Smart, Boston	Andrew Wiggins, Minnesota
March	Nikola Mirotic, Chicago	Jordan Clarkson, Lakers
April	Bojan Bogdanovic, Brooklyn	Rodney Hood, Utah

COACH OF THE MONTH

Month	Eastern Conference	Western Conference
November	Dwane Casey, Toronto	David Joerger, Memphis
December	Mike Budenholzer, Atlanta	Terry Stotts, Portland
January	Mike Budenholzer, Atlanta	Steve Kerr, Golden State
February	Frank Vogel, Indiana	Scott Brooks, Oklahoma City
March	David Blatt, Cleveland	Steve Kerr, Golden State
April	Brad Stevens, Boston	**Doc Rivers, L.A. Clippers**

THE NBA

An assist even Lob City can be impressed by.

AT STATE FARM®, WE EXIST TO ASSIST.
GET HELP FROM AN ALL-STAR TEAM AT STATEFARM.COM.

NBA | StateFarm®

ADDITIONAL INFORMATION

STAPLES CENTER



STAPLES Center is entering its seventeenth year and is has undoubtedly developed an unrivaled reputation for excellence while establishing itself as the Sports and Entertainment *Center* of the World. Beginning with Bruce Springsteen and the E Street Band's opening night concert on October 17, 1999, more than 55 million guests have come to the AEG-owned and operated STAPLES Center to attend a schedule of prestigious concerts, sporting events, award shows, family shows and other major attractions unmatched by any arena.

As the home of four professional sports franchises, the NBA's Los Angeles Lakers and Los Angeles Clippers, the NHL's Los Angeles Kings, and the WNBA's Los Angeles Sparks, STAPLES Center has proven to be a home court advantage for the local teams with the Lakers capturing five NBA Championships and the Kings winning two Stanley Cups since 1999 while, the Sparks captured back-to-back WNBA Championships in their first two STAPLES Center campaigns.

STAPLES Center continues to distinguish itself as the host of major, high-profile events of national and international distinction including the 2004 & 2011 NBA All-Star Weekends, the 2002 NHL All-Star Game and 2010 NHL Draft, 2002 U.S. Figure Skating Championships, the 2000 Democratic National Convention, 2009 ISU World Figure Skating Championships, fifteen of the last sixteen GRAMMY Award shows, eleven X Games competitions, four WTA Tour Championships, 12 Pac 12 Men's Basketball Championship tournaments, 2013 NCAA Division I Men's Basketball Championship West Regional and the Michael Jackson Public Memorial Service on July 7, 2009.

STAPLES Center's first fifteen years have also been marked with performances and special events that brought international stature to Los Angeles' sports & entertainment icon including concerts starring Mana, Taylor Swift, Prince, U2, Garth Brooks, Beyoncé, Usher, Paul McCartney, Don Henley, Bon Jovi, Madonna, Christina Aguilera, Justin Timberlake, Phil Collins, the Rolling Stones, Dave Matthews, Britney Spears, Rod Stewart, Eric Clapton, Janet Jackson, Jay-Z, Simon & Garfunkel, Van Halen, Dixie Chicks, John Mayer, Shania Twain, Peter Gabriel, Ricky Martin, Tina Turner, Kanye West, Luis Miguel, Billy Joel, Lionel Ritchie, Reba McEntire, Crosby, Stills, Nash & Young, Faith Hill & Tim McGraw, Kenny Chesney, Rod

STAPLES CENTER

Stewart, Tool, Shakira, Depeche Mode, Cher, Bette Midler, Lady Gaga, Keith Urban, Mariah Carey, Eurythmics, Googoosh, The Police, Beyonce, Bob Seger, Lady Antebellum, Katy Perry, Marco Antonio Solis, and a (millennium) New Year's Eve spectacular starring the Eagles, Jackson Browne and Linda Ronstadt; world championship boxing including Lennox Lewis vs. Vitali Klitschko for the World Heavyweight Championship and the first-ever Latin Grammy Awards. In addition, the arena has hosted multiple sold-out WWE dates, UFC 39 and UFC on FOX, Ringling Bros. & Barnum and Bailey Circus, Disney on Ice, Walking with Dinosaurs and the Harlem Globetrotters.

Through the charitable endeavors of STAPLES Center Foundation, dynamic and life changing programs and services that focus on education, mentorship, healthy living, and healthcare, have been provided to children and families throughout Los Angeles with a special emphasis on supporting low income neighborhoods surrounding the arena.

More than $10 million in grants and in-kind support has been pledged to support several local charities and community-based organizations with a goal of changing lives and saving lives. STAPLES Center Foundation works diligently to assist charities in raising funds, developing resources, increasing awareness, and highlighting their community impact. The foundations philanthropic reach has impacted organizations such as 10th Street Elementary, Inner City Arts, Salvation Army Red Shield Youth & Community Center, The Midnight Mission, and several local hospitals. Anchor Tenants, including the LA Kings, Los Angeles Lakers, Los Angeles Clippers and Los Angeles Sparks, assist in creating once in a lifetime fundraising opportunities and experiences for our charity partners and community members.

STAPLES Center and L.A. LIVE serve as the hub for community engagement during the holiday season, and supports employee volunteerism activities such as a company-wide Day of Service. Through a partnership with City Year, employees volunteer to refurbish local public schools by providing supplies, painting, cleaning and gardening services. During AEG's Season of Giving, held throughout the month of December, the Foundation spotlights more than two dozen local charities and community-based organizations and provides non-profits a platform to collect food, hold blood drives, register volunteers, educate the public and sign up mentors with the Nokia Plaza L.A. LIVE, its ice skating rink, STAPLES Center and the holiday tree as the backdrop.

STAPLES Center has been designed with the fans of Los Angeles in mind. Guests who attend events are treated to the finest entertainment experience imaginable. The arena has free public Wi-Fi powered by Verizon, over 840 Toshiba flat panel televisions and (as part of a specially designed $1.5 million facility sound system) 675 separate speakers outside of the seating area, so fans never miss any of the sights or sounds of a STAPLES Center event. Also featured is a $2 million specialty lighting package and other state-of-the-art amenities. In 2010, STAPLES Center unveiled their brand new $10 million center-hung video LIVE 4HD Scoreboard specially designed for the arena.

Along STAPLES Center's five concourses are 23 refreshment stands offering a variety of dining choices including the Smokehouse BBQ on City View Terrace, a one-of-a-kind outdoor dining experience with a spectacular view of L.A. LIVE and of the downtown Los Angeles skyline. The TEAM LA store located on the main concourse is a retail store featuring official merchandise from the teams and events that call STAPLES Center home with satellite locations throughout the facility and L.A. LIVE. Finally, the arena provides 55 public restrooms including three "family" restrooms.

Perhaps the greatest emphasis throughout STAPLES Center's development has been the recruitment and training of its guest services staff. The STAPLES Center experience is second-to-none from the entertainment environment to the staff's commitment to making every guest's visit a memorable one. Never before has an arena had the amenities, features and commitment to quality service that STAPLES Center offers to the fans and the City of Los Angeles. STAPLES Center continues to set new standards for the arena industry. Located directly across the street from STAPLES Center is L.A. LIVE, a one-of-a-kind sports, and entertainment district in downtown Los Angeles. The four million square foot destination features Microsoft Theater (formerly Nokia Theatre L.A. LIVE), The GRAMMY Museum, Conga Room and Club Nokia, giving L.A. LIVE 'more music per square foot' than anywhere else in the world. The district offers a rich mix of local, regional and national restaurants including Wolfgang Puck Bar and Grill, Rosa Mexicano, The Farm of Beverly Hills, Yard House, Katsuya, Fleming's Prime Steakhouse & Wine Bar, Rock 'N Fish, Lawry's Carvery, Live Basil Pizza, Tom's Urban, Smashburger, Red Mango, Triple 7 China Bar & Grill, Starbucks and BOCA at the Conga Room, WP24 and others. L.A. LIVE also features 100,000 sf special events deck and the famous Lucky Strike Lanes and Lounge. The development also includes a 54-story, 1001-room convention "headquarters" hotel (combining *JW Marriott* and *The Ritz-Carlton* brands and 224 luxury condominiums – The Ritz Carlton Residences at L.A. LIVE.), the 14-screen Regal Cinemas L.A. LIVE Stadium 14 theatre featuring the Premier House, along with ESPN's West Coast broadcast headquarters. Also home to annual award shows including the EMMYS, ESPY's, People's Choice, BET and American Music Awards, L.A. LIVE is recognized worldwide for offering an incomparable and unforgettable entertainment experience.

MICHAEL ROTH
Vice President, Communications
213-742-7155
mroth@aegworldwide.com

ADDITIONAL INFORMATION

ARENA SERVICES

Box Office/Ticketing
STAPLES Center's Box Office, located along Chick Hearn Court (formerly 11th Street) in Star Plaza, is open Mondays through Saturdays from 9:00 AM – 6:00 PM. The Box Office will open on event Sundays and extend its hours to remain open through approximately 90 minutes after the start of events. Tickets for Clippers, Kings and Lakers games are on sale at the Box Office, www.staplescenter.com or online at www.axs.com and thru AXS Ticketing charge-by-phone network at 888-929-7849.

TEAM LA Merchandise Store and Kiosks
Los Angeles' sports "superstore" is located on the main concourse opposite aisle 22 and is also accessible during the daytime via Star Plaza. TEAM LA opens at 9:00 AM daily and remains open during most events. Official merchandise from all of STAPLES Center's professional sports teams and many events are available.

American Express TEAM LA Discount
Use your American Express credit card and receive a 10% discount on all merchandise in the TEAM LA store.

Parking and Transportation Information
Guests traveling to STAPLES Center are encouraged to plan their route before leaving home. Suggested alternative routes, parking lot information, transportation options and directions are available online at www.staplescenter.com and through the STAPLES Center Parking Office (213) 742-PARK (742-7275). Pre-paid parking for all events is available in advance online at www.staplescenter.com and at STAPLES Center's Box Office.

Special Event Sales/Catering
Host your next special event, party or function in one of STAPLES Center's Event Suites, City View Terrace, Hyde Lounge or other Arena location. For information call (213) 763-7767.

Wells Fargo Banking Service Center and Automated Teller Machines
Automated teller machines are available at the Wells Fargo Banking Service Center located across from Aisle 11on the Main Concourse. Additional ATM's provided by Wells Fargo are located on the Upper Concourse at Aisle 11, on Suite Level A at Aisle N and outdoors in Star Plaza.

Americans With Disabilities Act
STAPLES Center recognizes the needs of persons with disabilities as defined by the Americans With Disabilities Act (ADA) of 1990. The arena meets or exceeds all requirements of compliance with the ADA and California accessibility mandates.

STAPLES Center is committed to providing a full range of accommodations to satisfy the individual needs of all guests with disabilities, for their maximum safety, comfort and enjoyment of events and accommodations. Some of these services include:

- Wheelchair escort assistance is available at the Guest Services Center.
- Availability of tickets simultaneous with general public ticket on sales.
- Accommodated seating for guests with visual impairments.
- Wheelchair platform and other accessible seating throughout the arena.
- Assistive listening devices for guests with hearing impairments

Accessible passenger drop-off and loading can be arranged through our Guest Services Department at 213) 742-7FAN (742-7326)

Service Animals
Service Animals are accommodated in STAPLES Center. No pets are allowed.

Captioning Service
STAPLES Center has teamed up with Caption Colorado to provide convenient and easy access to all in arena announcements and emergency announcements made on the Public Address System. Real time captioning is available anywhere, anytime throughout the arena on most browser-based mobile phones. This system allows all guests with an iPhone or Android to view the Public Address announcements broadcast in the arena on their devices. The service is intended for the deaf and hard of hearing community but is available to anyone with the appropriate devices. Visit the STAPLES Center Guest Services Center on the Main Concourse (across from Aisle 12) for more information or a demonstration. There are a limited number of Droid phones that are available to check-out at every Lakers, Clippers and Kings game. Guests will be required to leave valid identification such as a driver's license as collateral. This is a complimentary service.

In Stadium Solutions (ISS 24/7) Text Messaging System
In Stadium Solutions (ISS 24/7) text system allows guests to communicate instantly, discreetly and directly with the venue's Security Command Center if assistance is needed in dealing with an unruly fan, a cleanup in their section or any issues or concerns that a guest may feel the need to report. While attending an event at STAPLES Center, fans that need to report an incident or have a concern can text STAPLES Center Security by texting: STAPLES ‹Space› with the Issue & Seat Location to 69050

STAPLES Center has the texting information displayed throughout the venue including within in the seating and concourse areas.

STAPLES CENTER TIMELINE

Key Dates & Arena Highlighted Events

- Staples Inc., becomes "Naming Rights Partner": December 1, 1997
- Groundbreaking: March 26, 1998
- Ribbon Cutting Ceremony – October 16, 1999
- First Public Event: October 17, 1999 – Bruce Springsteen and the E Street Band
- First Hockey Game: October 20, 1999 – Los Angeles Kings vs. Boston Bruins
- First Regular Season NBA Basketball Games:
  November 2, 1999 – Los Angeles Clippers vs. Seattle Supersonics
  November 3, 1999 – Los Angeles Lakers vs. Vancouver Grizzlies
- First Arena Football League Game: April 9, 2000 – L.A. Avengers vs. Oklahoma
- GRAMMY Awards (15 Total) – Feb. 23, 2000, Feb 21, 2001, Feb. 27, 2002, Feb. 8, 2004, Feb. 13, 2005, Feb. 8, 2006, Feb. 11, 2007, Feb.10, 2008, February 8, 2009, January 31, 2010, February 13, 2011, February 12, 2012, February 10, 2013, January 26, 2014, February 8, 2015
- Oscar de la Hoya vs. "Sugar" Shane Mosley Championship Fight – June 17, 2000
- Los Angeles Lakers win NBA Championship at home – June 19, 2000
- 2000 Democratic National Convention – August 14-17, 2000
- First Ever Latin Grammy Awards – September 1, 2000
- First Regular Season WNBA Basketball Game – June 5, 2001
- Los Angeles Sparks win WNBA Championship – September 1, 2001
- 2002 U.S. Figure Skating Championships – January 6-13, 2002
- 52nd NHL All-Star Game – February 2, 2002
- Pac-12 Basketball Tournament (11 Total) – March 7-9, 2002, March 13-15, 2003, March 11-13, 2004, March 10-12, 2005, March 8-11, 2006, March 7-10, 2007, March 12-18, 2008, March 11-14, 2009, March 10-13, 2010, March 9-12, 2011, March 7-10, 2012
- WTA Tour Championships (4 Total) – Nov. 6-11, 2002, Nov. 5-10, 2003, Nov.10-15, 2004, Nov. 8-13, 2005
- Lennox Lewis vs.Vitali Klitschko, Heavyweight Championship Fight – June 21, 2003
- ESPN X Games (11 Total) – August 14-17, 2003, August 5-8, 2004, August 4-7, 2005, August 3-4, 2006, August 2-3, 2007, July 31- August 1, 2008, July 30-31, 2009, July 29 - August 1, 2010, July 28-31, 2011, June 28-July 1, 2012, August 1-14, 2013
- NBA All-Star Game – February 15, 2004
- Garth Brooks in Concert – Five Benefit Concerts in Two Days, January 25-26, 2008 raising nearly $9 million for fire fighter aid and assistance
- Shane Mosley vs. Antonio Margarito – WBA Welterweight Championship – January 24, 2009
- ISU World Figure Skating Championships – March 24-29, 2009
- Michael Jackson Public Memorial Service – July 7, 2009
- Los Angeles Lakers win NBA Championship at home – June 17, 2010
- Lakers receive 2010 NBA Championship Rings – October 26, 2010
- NBA All-Star Game – February 20, 2011
- Los Angeles Kings win the Stanley Cup Final – June 11, 2012
- 2013 NCAA Division I Men's Basketball Championship West Regional – March 28 & 30, 2013
- 33 Couples wed on the STAPLES Center arena floor during Macklemore & Ryan Lewis performance on the 56th Annual GRAMMY Awards – January 26, 2014
- Los Angeles Kings win the Stanley Cup Final – June 13, 2014
- UFC 184: Rousey vs. Zingano – February 28, 2015

ADDITIONAL INFORMATION

L.A. CLIPPERS TRAINING CENTER

Prior to the 2008-09 season, the Los Angeles Clippers moved into their new home away from STAPLES Center, the $50 million Los Angeles Clippers Training Center located in Playa Vista. The 42,500 square foot state-of-the-art facility serves as the team's training headquarters in addition to serving as the home of the Basketball Operations, Communications and Community Relations Departments.

The team's comprehensive training center is situated on a two-acre parcel of land within the Playa Vista community on Los Angeles' ever-growing Westside and immediately took its place as one of the most impressive practice facilities in all of professional sports.

In addition to two regulation NBA basketball courts, the two story structure also houses a 2,600 square foot performance and strength training area featuring state of the art cardiovascular and weight training equipment, as well as a training room and steam and sauna facilities. Adjacent to the training room is an extensive hydrotherapy area featuring both hot and cold plunge pools and a resistance pool containing an underwater treadmill. Full locker room facilities for Clippers' players and coaches as well as offices for all members of the Clippers' Basketball Operations, Communications and Community Relations Departments are also on-site. The facility also boasts a state-of-the-art digital video production facility and video viewing room, player's lounge, full equipment storage and laundry facility and a fully equipped media workroom.





The training center is located within close proximity to both the San Diego and the Marina Freeways. About two thirds of the team's current players live within ten minutes of the facility.

The 104 year-old Turner Construction Company, headquartered in Dallas, Texas, served as the general contractor on the project. Turner Construction is a nationally recognized company and is one of the nation's largest builders of educational, sport, commercial, retail, hotel, multi-unit housing, industrial, pharmaceutical, medical, cultural and institutional projects. Turner has a dynamic presence in the Downtown Los Angeles city skyline, starting with the Union Bank Building in 1967, and including the US Bank Tower and the Gas Company Tower in following years.



Turner has an extraordinary background in sports practice/training facility construction, having completed projects for the NBA's Cleveland Cavaliers and New York Knicks, the NFL's Cleveland Browns, Cincinnati Bengals, and Carolina Panthers, and the NHL's Columbus Blue Jackets and Pittsburgh Penguins.

Playa Vista is the first new community to be established on the Westside of Los Angeles in more than 50 years. The community balances residential, commercial and retail space, creating a place to live, work and play. Situated about a mile from the ocean, Playa Vista is nestled below the bluffs of Westchester, adjacent to the newly restored Ballona Freshwater Marsh and within easy reach of Santa Monica, Venice, Century City and LAX.





Architectural design on the facility was provided by Rossetti Architects of Los Angeles, with Tim Lambert serving as the lead designer. Rossetti's list of sports-related facilities includes the Palace of Auburn Hills, Michigan, Detroit's Ford Field, and the Stub Hub Center, located in Carson, California.

BROADCASTERS

RALPH LAWLER
PRIME TICKET/THE BEAST 980

Ralph Lawler is entering his 37th year as the "Voice of the Clippers" and his 40th year in professional basketball as he looks ahead to the 2015-16 Clipper season with a level of excitement and anticipation that he has never before experienced. The last four years weren't bad in bringing previously unmatched thrills to Clipper fans as the trio of Blake Griffin, Chris Paul and DeAndre Jordan made the Clips one of the league's most entertaining and successful teams. Ralph has loved being reunited with Doc Rivers who became the first former Clipper player to serve as the team's head coach when he assumed the coaching reigns in 2013. Doc's Championship coaching credentials give this team its best shot ever of competing for their first NBA Championship. Lawler is the third longest tenured team broadcaster in the league, but he's never been filled with the confidence he feels heading into the second season of owner Steve Ballmer's energetic stewardship of the franchise.

Ralph's long tenure with the club saw him top 2800 Clipper regular season and playoff broadcasts last season with his enthusiastic calls of "Bingo!," "Fasten your Seat-belts" and "Oh Me Oh My" continuing to be favorites for Clippers fans throughout Southern California. Lawler's active schedule has him handling play-by-play duties for all televised Clipper games on PRIME TICKET as well as on the Clipper's flagship radio station The Beast 980 for all non-televised contests.

Lawler's long list of honors was added to this past summer when it was announced that he would be receiving a Star on the Hollywood Walk of Fame during the coming season. He also collected his third EMMY as a part of Prime Ticket's Emmy Award Winning coverage of Clipper Basketball in 2013 and a coveted Telly Award for his Clipper TV work in 2014. Additionally, he is a member of the Southern California Sports Broadcasters Hall of Fame. Ralph's NBA memories are many: he warmly recalls that he broadcast the NBA debuts of 3 of his all-time favorites: Julius Erving (with 76ers in Philadelphia), Magic Johnson (versus the Clippers in San Diego) and Blake Griffin (with the Clippers). The NBA has long been his great Love. However, the versatile broadcaster is one of only a handful of announcers who have worked play-by-play in each of the four major U.S. Sports Leagues: NFL (Chargers), MLB (Phillies), NHL (Flyers) and NBA (76ers & Clippers).

His resume also includes broadcasting events as varied as A.B.A. and college basketball, golf, tennis, track & field, pro box lacrosse, auto racing, boxing and college football. Ralph is a graduate of Bradley University in Peoria, Illinois, and was inducted into his alma mater's Sports Hall of Fame in 1993. He's another in a long line of sportscasters who honed their craft in Peoria including Chick Hearn, Tom Kelly, Bob Starr, Bill King and Jack Brickhouse, among others.

Ralph spends his off-season keeping tabs on all matters involving the NBA and communicates with Clipper fans regularly via Facebook and Twitter. Notable off-season activities have included a week aboard the SS Norway as the radio host of an NBA Cruise of the Caribbean, an 18-day whitewater rafting trip down the Colorado River through the Grand Canyon with former broadcast partner Bill Walton, an appearance in the movie "Drive", a full month in Italy with family in 2013 and service one year as the play-by-play voice for one of Nintendo's "NBA Courtside" video games.

Ralph and his wife, Jo, proudly head a family that includes three grown children and seven grandchildren. The Lawlers spend the season in Marina Del Rey and their summers in Bend, Oregon. Fans can follow Ralph on Twitter: @ohmeomy or on Facebook at www.facebook.com/ralphlawler.

MICHAEL SMITH
PRIME TICKET/THE BEAST 980

Former Clipper Michael Smith begins his 18th season behind the microphone for the Clippers and his 14th partnering with Ralph Lawler on all Clippers broadcasts. Prior to his permanent move to the Clippers television broadcast team, Smith served as the Clippers' radio play-by-play voice for four seasons, where he was one of only two (Hot Rod Hundley being the other) former NBA players, to do play-by-play on radio for an NBA team. Previously, he had worked for NBC in Salt Lake City calling college games.

Smith began his broadcast career just as his playing career came to a close. Smith played eight years professionally. He played with some of the games true greats; Larry Bird, Magic Johnson, Kevin McHale, Dennis Johnson and Robert Parish to name a few. Originally drafted by the Boston Celtics in 1989 as the 13th overall selection, Smith started eight games his rookie year in the middle of the season, a span during which he averaged 18 points per game and the Celtics went 7-1, and later earned all-rookie votes. He played in Europe from 1991-1995, and led the Spanish League in scoring and free throw percentage for two different seasons. He was also the leading American scorer in the Italian League. In 1995, Smith returned to the Clippers for one season. That season allowed him the opportunity to return to the city where he had excelled in his early days.

Smith attended Los Altos High School in Hacienda Heights, where he set CIF football records for yardage, attempts, completions, and the single-game record for TD's (8) as a quarterback on the way to a perfect season and the CIF championship. That year, he was chosen the National Male High School Athlete of the Year by the Dial Corporation, after being First Team All-American in football, basketball and volleyball. Smith was recruited by virtually every university in the country to play any or all of the three sports. He chose BYU and basketball. Accolades at the college level continued: he was an All-American his junior year and led the team to a 26-6 record. Overall, he led the conference in scoring three times, was a two-time WAC Player of the Year, led the nation in free throw percentage his senior year, and was a three-time First Team Academic All American, majoring in Spanish with a minor in Communications. In 1988, Smith was invited to try out for the Olympic volleyball team, the Olympic basketball team, and play Quarterback for the BYU football team. Smith loves to golf, surf, do yoga and play ping pong, and spend every possible moment with his wife, Debra, and their 10 children.

ADDITIONAL INFORMATION

BRIAN SIEMAN
THE BEAST 980

Brian Sieman enters his ninth season as a member of the Clippers' broadcast team, handling the radio play-by-play duties on The Beast 980. Sieman also provides play by play for Fox Sports West's coverage of Clippers summer league, High School Football and Basketball. Prior to joining the Clippers, Sieman was the radio voice for the Minnesota Timberwolves and Lynx (WNBA). Sieman has experience in all levels of broadcast, having worked in the Continental Basketball Association, the International Basketball Association, Drake University, and 950 The Fan, the Flagship station for the Denver Nuggets. A 1998 graduate from the University of Kansas, Sieman, his wife Amy, their sons Finnegan and Henry, and dog Freddie reside in Westchester.

DON MACLEAN
PRIME TICKET

Former NCAA All-American and NBA veteran Don MacLean enters his 10th season providing analysis for "Clippers Live" pre-game and post-game shows surrounding Clippers telecasts on PRIME TICKET and FOX Sports West. Supplementing his NBA work MacLean enters his fourth year as lead analyst for the Pac-12 Networks.

In 2005, MacLean made his first television appearance as an analyst for FSN during the Pac-10 tournament held at the STAPLES Center in Los Angeles.

Prior to his broadcast experience, MacLean spent nine seasons in the NBA. Drafted 19th overall in 1992 by the Detroit Pistons, he received the NBA's Most Improved Player Award for the 1993-94 season, and rounded out his career with the Miami Heat.

Before turning professional, MacLean spent four years (1989 — 1992) as a member of the UCLA Bruins basketball program. Coming from a long line of basketball legends, MacLean made a name for himself as a Bruin when he became the all-time career leader for both UCLA and the Pac-10, two records that still stand today. Fittingly, he was inducted in to the UCLA Athletics Hall of Fame in 2002.

A native of California, MacLean attended Simi Valley High School before UCLA. He now lives in the Southland with his wife and their three sons.

MARK ROGONDINO
FOX SPORTS WEST & PRIME TICKET

Mark Rogondino enters his fourth season as a member of the Los Angeles Clippers' broadcast team, serving primarily as the host for Clippers Live pre and post-game shows. In addition, Rogondino is often seen on the hardwood as sideline reporter and steps in to host Clippers Weekly.

Beyond his NBA duties, Rogondino is the host for the Anaheim Ducks on their pre and post-game shows, also airing on Fox Sports West and Prime Ticket.

A triple sports threat for FSW, on Friday nights in the fall and winter Rogondino hits the gridiron as the play-by-play talent for the CIF Southern Section High School Football game of the week.

Prior to joining the Fox Sports West family, the Southern California native became known as one of soccer's most recognizable voices and has been in the booth calling the "beautiful game" for more than 15 years. Rogondino continues to lend his voice and expertise to various professional leagues and competitions from around the world of soccer for Fox Sports 1 & 2.

Before moving to his NBA and NHL hosting duties, Rogondino was a member of the Los Angeles Galaxy broadcast team, beginning in 2005. Affectionately called "Rogo", the San Diego native called both the 2011 and 2012 Galaxy Championship seasons, taking the helm as the lead play-by-play announcer. In his final season with the MLS powerhouse he was joined by legendary UCLA Soccer and former Los Angeles Galaxy great, Cobi Jones.

Over the course of his broadcast career, Rogondino has lent his talents to the Pac-12 Network, CBS Sports, The Mountain Network, Time Warner Cable SportsNet and various Comcast Sports' outlets.

Rogondino's first foray into sports broadcasting was in 2000 when he became the play-by-play voice of the San Diego Sockers, a team he grew up supporting as a youngster. On the field, Rogondino was a collegiate goalkeeper at San Diego State University.

When Rogondino isn't behind the microphone you can find him at his home in South Orange County with his wife Tiffany and their two children Averi(5) and Colton(2). Mark is also known to get out for 18 holes of golf somewhere in Southern California whenever the opportunity presents itself!

BROADCASTERS

KYLE MONTGOMERY
PRIME TICKET

Kyle Montgomery is entering his third season as a member of the Clippers broadcast team. Currently he can be seen on Prime Ticket's Clippers telecast as the "Clippers Live" pre-game and post-game host. He also contributes to Clippers game telecasts with court side reports as well as player and coach interviews. Kyle is no stranger to covering the NBA after serving as signature host of NBA TV's "The Jump" and flagship show "NBA Gametime" where he became known as the Top 10 Legend. Montgomery also hosted his own kids hoops show on Cartoon Network "Run It Back" and helped launch digital Networks for the ACC and NBA. When he's not covering the NBA you can also see Montgomery anchoring news on the NFL Network and NFL.com.

Kyle got his start in broadcasting with local stints in Hattiesburg, Mississippi, Montgomery, Alabama, and Houston, Texas.

In his free time Kyle enjoys spending time with his son Makhi, daughter Amai and his wife Cam, fishing, reading, playing hoops and an occasional game of Madden. A native of Kansas City, Kansas, Kyle is a graduate of Alabama State University where he earned a B.A. in Communications.

KRISTINA PINK
PRIME TICKET

Kristina Pink returns for her fourth season as a sideline reporter for Clippers broadcasts on Prime Ticket. Pink joined the FOX family in 2012 serving as both a sideline reporter for Los Angeles Clippers telecasts on Prime Ticket and as an NFL on FOX sideline reporter as well as host/reporter for FOX Sports 1. This year also marks Pink's fourth in working with the FOX family of networks and she is quickly establishing herself as a trusted, well-informed sideline reporter among players and coaches.

Prior to joining FOX, Pink most recently worked as a sports reporter for WTVJ-TV an NBC affiliate in Miami, FL as well as WGNO-TV an ABC affiliate out of New Orleans, LA.

Pink began her broadcasting career during her college years at the University of Florida, providing Florida athletics feature stories on campus. Additionally, Pink contributed as a sportscaster for the University's television station, WUFT as well as their college radio station, WRUF-AM 850.

In October 2009, Pink graduated from the aforementioned University of Florida with a Bachelor's degree in telecommunications.

ISAAC LOWENKRON
THE BEAST 980

Isaac Lowenkron is in his seventh season as the Clippers radio host, hosting the Clippers Courtside pre-game show and the halftime show on the Clippers Radio Network. He hosts Postgame Clipper Talk for road games, and teams with Brian Sieman for Postgame Clipper Talk after home games. He has also done radio play-by-play for the Clippers on a fill-in basis.

Lowenkron, who additionally serves as an anchor for FOX Sports Radio, has broadcast NFL and college football play-by-play for Sports USA Radio. He has also done radio play-by-play for UCLA football, UCLA men's basketball, USC men's basketball, the Los Angeles Avengers of Arena Football, and six Pac-12 men's basketball tournaments. Follow Lowenkron on Twitter: @IsaacLowenkron.

OUTLETS

TELEVISION
PRIME TICKET

Beginning their 20th season as telecast partner and sixth campaign as the sole television home for the Clippers, Prime Ticket is scheduled to televise 77 games, including six preseason and 71 regular season game telecasts.

Ralph Lawler, the "Voice of the Clippers," returns for his 37th year as the Clippers play-by-play announcer. He will call the action alongside former Clipper Michael Smith, who is in his 14th season providing color analysis. Also returning to the broadcasts this season, Kyle Montgomery and Mark Rogondino will rotate at the sideline reporter position with, Kristina Pink.

Surrounding all game telecasts, Prime Ticket is the exclusive home of "Clippers Live," the 30-minute pre- and post-game show that provides fans with unmatched access to the team. Montgomery and Rogondino split time at the host position, while former NBA players Don MacLean and Corey Maggette, offers expert analysis. "Clippers Live" keeps fans informed and entertained with player and coach interviews and exclusive feature stories all season long.

"Clippers Weekly" returns to Wednesday nights throughout the regular season on Prime Ticket. The half-hour program takes fans behind the scenes while showcasing the players' lives off the court, training regimens and more.

Prime Ticket and sister network, FOX Sports West, have been providing local sports coverage to Southern California, Nevada and Hawaii for over 25 years. Together, the regional sports networks present more live, local sports programming than any other network or broadcast system in the market. FOX Sports West provides 24-hour sports programming to more than 6 million subscribers; Prime Ticket reaches 6 million subscribers. The partner networks combine to produce over 700 live sporting events and telecast 2,500 hours of live and original programming every year. For complete regional sports news, provocative opinions, telecast schedules and updated statistics, log-on to www.foxsportswest.com.

RADIO
THE BEAST 980

The Beast 980, Southern California's first and only radio station devoted to L.A. sports fans, is the flagship station of the Clippers, carrying every pre-season, regular season and Playoff game. And now, every game also can be heard on the free Beast 980 App. The Beast 980 features the most comprehensive behind-the-scenes Clippers coverage throughout the year, including Ralph Lawler weekdays at 7:30am, Brian Sieman on The Fred Roggin Show on game days, "Hardcore Clippers," one hour before each game, the pre-game show with Sieman 30 minutes before tipoff and the post-game show with Sieman and Isaac Lowenkron.

Popular play-by-play announcer Brian Sieman is in his ninth season calling Clippers action on the radio, while the venerable "Voice of the Clippers," Ralph Lawler, and former Clipper Michael Smith team up with Sieman to call all nationally televised games not shown on Fox Sports PRIME TICKET.

The Beast 980 is also the radio flagship of the LA Galaxy and carries a full slate of NFL and NCAA football and basketball play-by-play action. The Beast 980 – We feed on L.A. sports!

SPANISH RADIO
KWKW 1330 AM

Beginning their seventh season as the Clippers' Spanish radio home, KWKW 1330 AM ESPN Deportes brings Spanish language broadcasters to the Latino community of Los Angeles. Play by play announcer, Armando Garcia will call a total of 82 home and road Clipper games for the number one Spanish sports station in the country during the 2015-16 NBA regular season.

MEDIA INFORMATION

COACHES' PRE-GAME AND POST-GAME

Clippers' Head Coach Doc Rivers will conduct his pre-game media availability session 105 minutes prior to tip-off and his post-game media session both in a designated Locker Room.

VISITING COACHES PRE-GAME AND POST-GAME

Visiting team head coaches will conduct their pre-game media availability session 90 minutes prior to tip-off and their post-game media session both in front of the designated visiting team Locker Room.

CREDENTIALS

Clippers season media credentials, Clippers daily media credentials (good for that specific game only) and STAPLES Center passes are the only credentials honored for Clippers games at STAPLES Center. NO OTHER CREDENTIALS WILL BE HONORED. A valid, government issued photo I.D. of the credential holder must be presented at time of daily and season credential pickup. Applications for season or daily credentials may be made in writing on company letterhead to the Clippers' Communications Department. Requests for daily credentials must be made to credentialreq@clippers.com by 12 noon day of game. When applying for the first time, newspapers and magazines must include copies of the publication with the request. Those who hold season credentials who are covering a specific game must still contact the Clippers Communications Department so we may reserve seating for you. When in the arena, we ask that media members please wear their credentials at all times.

GAME NOTES AND STATISTICS

Game notes are available on the Clippers Media Website http://media.clippers.com and on game days in the press room 2 1/2 hours prior to tip-off. For visiting media every effort will be made to supply early game notes, credentials and other pertinent information the night before, or morning of, the game. In addition, all other pertinent and breaking information on the team can be found on the Clippers Twitter page @laclippers. Quarter, halftime and final box scores will be furnished to working media by the Clippers' game night staff throughout the game and are also available in the press room. Post-game quotes, notes and practice information will be distributed in the press room as soon as possible following the game.

INTERNATIONAL MEDIA POLICY

International media interested in covering NBA regular season games must first submit a request in writing to their respective regional NBA office. Please do not contact the Clippers directly. International media contacts are as follows:

Europe, Africa and Middle East Requests:	Catherine Mumford	cmumford@nba.com
China Requests:	Stefan Zhao	szhao@nba.com
Japan/Australia	Roger Ong	rong@nba.com
Latin America	Julio Manteiga	jmanteiga@nba.com

NBA International PR will then email the Clippers a list of approved international media for each game. Any international media not on that list will not be admitted to the game unless approval is received in advance.

LOCKER ROOM ACCESS

In accordance with NBA policy, locker rooms will be open for a 30-minute period, ending 45 minutes prior to game time (for example, the room will be open from 6:15 p.m. to 6:45 p.m. for a 7:30 p.m. start). Locker rooms will be opened 10 minutes after the conclusion of the game. Only working members of the press with valid credentials will be admitted to the locker rooms. Per NBA policy, still photography is not permitted in the locker rooms. In addition, per NBA policy, cell phone usage by members of the media is prohibited in the locker room.

MEDIA SEATING

Press seating at STAPLES Center is located courtside (on the east side of the court), in the Lower Level (Sections 108, 111 & 114) and in the press box located on the upper west side of the arena.

PARKING

Parking for members of the media who have purchased a full-season parking pass is located in Lot C, on L.A. LIVE Way between Pico Blvd. and 11th Street/Chick Hearn Court. A book of season parking passes, priced at the discounted rate of $10.00 per game with a guaranteed parking space, can be purchased by contacting the Clippers Communications Department at (310) 862-6023. Those not wishing to take advantage of the seasonal parking option will be able to park in the "general" parking lots, for example, LOT W (West Garage) and at the LA Convention Center adjacent to the West Hall, South Hall and Venice Blvd. These locations are available on a first-come, first serve basis for a rate ranging from $15 to $25. Complimentary Media Parking for Shootarounds at STAPLES Center is located in LOT C, located on L.A. LIVE Way between Pico Blvd. and 11th Street/Chick Hearn Court.

PHONES

Credit-card charge lines are available in selected media sections and in the press room for those outlets who do not have a designated phone line. Please contact Laura Geery Larson of STAPLES Center at (213) 742-7246 or via email at lgeerylarson@staplescenter.com with any phone related questions.

MEDIA INFORMATION

PHONE NUMBERS TO REMEMBER

Clippers Communications Department Phone:	(310) 862-6000
Press Room Phone: (213) 742-7488 Fax:	(213) 742-7489
Courtside Phone:	(213) 763-7925

PHOTO GUIDELINES

Approved credentialed photographers may shoot at either the north or south baseline. There are no photo positions on the sideline. A photo position chart will be posted on the basket stanchions and in the press room for each game. **Photographers are asked to contact the Communications Department in advance to reserve space on the floor. A season photo credential does NOT guarantee you a photo position on the floor.** Free-lance photographers will not be credentialed unless they are on specific assignment from a magazine or newspaper, and proper requests are submitted from that outlet. **Photographers must observe the NBA's "Four-Foot Lane" rule, which allows one position for home and broadcasting television outlets immediately next to the stanchion, then a three-foot escape lane that must be kept completely clear of photographers and equipment. All other photographers will be seated beyond that four-foot lane.**

Photographers must also be aware of the following other NBA-enforced restrictions:

Cameras mounted on the basket stanchion must be set back at least four inches from the edge of the padding. Cameras mounted behind the backboard cannot be visible inside the target box from any angle. Tripods are not permitted. Use of flash is not permitted. All cameras must have rubber-capped lenses.

PRACTICES

Clippers practice sessions are held at the Los Angeles Clippers Training Center. Per NBA policy, media will be allowed access 15 minutes PRIOR to practice with a 15-minute media availability session to follow (Policy subject to change).

Practices are always subject to change and/or cancellation. Media wishing to cover practice should always refer to the Clippers Media Website http://media.clippers.com (Password: pressclips) or contact the Communications Department to confirm practice time and location. The address and directions to the training center are as follows:

The Los Angeles Clippers Training Center
6951 S. Centinela Ave.
Playa Vista, CA 90094

From the 405 Freeway, exit Howard Hughes Parkway. Make a right on Sepulveda Blvd. Make a left on Centinela Ave. Turn left into the first driveway after the Radisson Hotel light, and make an immediate right into the Training Center parking lot.

PRESS ENTRANCE

The press entrance, where daily and season credentials may be picked up, is located on the Chick Hearn Court side of STAPLES Center (between Figueroa and Georgia Streets). Media must enter at Stairway 18, which leads down to the Event Level. This is the only location where season and daily credentialed media may enter the building.

PRESS ROOM

The stairway from the Media Entrance leads directly to the Press Room on the Event Level. It is equipped with work space, phones, TVs, a stat monitor and fax service.

SHOOTAROUNDS

Shootaround on home game days will be held at the Los Angeles Clippers Training Center. Shootarounds are closed, with a 15-minute media session at the end. Visiting team shootarounds are commonly conducted at STAPLES Center; their media session will generally be held PRIOR to shootaround. Please contact the visiting team PR department for more information.

STATISTICIANS

The Communications Department will provide statisticians to assist visiting television and radio broadcasters. Requests should be made to the Communications Department at least 72 hours in advance to avoid any conflicts.

STROBE RENTAL

Please contact Andy Bernstein with NBA Photos for all questions regarding strobe rentals at STAPLES Center at (213) 304-2123 or via email at abernstein@nba.com.

WIRELESS INTERNET ACCESS

Complimentary high-speed wireless internet access is available in all press seating locations at STAPLES Center as well as in the Chick Hearn Press Room.

SETH BURTON	DENNIS ROGERS	TA'NISHA COOPER	STEVEN ESPARZA	AUBREY FRECKMAN
Vice President of Basketball Communications	Director of Communications	Assistant Director of Communications	Assistant Director of Communications	Communications Manager

ADDITIONAL INFORMATION

GAME ENTERTAINMENT

CLIPPERS SPIRIT

The Clippers Spirit dance team is the key component to Clippers Game Entertainment. Off the court, the dance team members serve as goodwill ambassadors for the organization. They appear at hundreds of community and charity events each year, have traveled internationally on behalf of the Clippers and the NBA and have been featured on local and national television.

Under the direction of Petra Pope, this year's Clippers Spirit is comprised of 20 professional dancers who range in ages 18-28. This well-rounded group of young ladies consist of college graduates, full-time students, choreographers, coaches, gymnasts, financial associates, and Disneyland Resort performers.

All 20 ladies have extensive dance backgrounds and technical dance training. In its 32nd season, nine rookies join 11 returning veterans to make up the 2015-16 Clippers Spirit dance team.

KID CLIPPERS

Formerly known as Jr. Jam, the Kid Clippers dance team will be returning for their 11th season as part of Clippers Game Entertainment. Under the direction of Petra Pope and coached by Clippers Spirit Brooke Preston, this team is comprised of girls and boys ages 6-12 years old. With varied backgrounds in dance, hip hop, and gymnastics, the Kid Clippers has become a crowd favorite and will be seen at weekend games at STAPLES Center.



CLIPPERS HOOP TROOP

The 2015-16 Clippers Hoop Troop consists of 16 men and women with backgrounds in cheerleading, breakdancing, gymnastics, and dance. This energetic and talented Troop will be exciting the crowd this season at STAPLES Center.

STAPLES CENTER

S
E W
N

CARmax

CLIPPERS

TOGETHER WE WILL

OCT/NOVEMBER

SUN	MON	TUE	WED	THU	FRI	SAT
			28 PT SAC 7:00 PM	29 TNT PT DAL 7:30 PM	30	31 NBA TV PT SAC 7:30 PM
1	2 PT PHX 7:30 PM	3	4 ESPN PT GSW 7:30 PM	5	6	7 PT HOU 7:30 PM
8	9 PT MEM 7:30 PM	10	11 ESPN PT DAL 5:00 PM	12 TNT PT PHX 7:30 PM	13	14 PT DET 12:30 PM
15	16	17	18	19 TNT GSW 7:30 PM	20 PT POR 7:00 PM	21
22 PT TOR 12:30 PM	23	24 PT DEN 6:00 PM	25 FSW UTAH 7:30 PM	26	27 NBA TV PT NOP 7:30 PM	28
29 PT MIN 12:30 PM	30 PT POR 7:30 PM					

FEBRUARY

SUN	MON	TUE	WED	THU	FRI	SAT
	1	2	3 ESPN PT MIN 7:30 PM	4	5 PT ORL 4:00 PM	6
7 ABC MIA 11:00 AM	8 PT PHI 4:00 PM	9	10 PT BOS 4:30 PM	11	12 ☆	13 ☆
14 ☆	15	16	17	18 TNT SAS 7:30 PM	19	20 ABC GSW 5:30 PM
21	22 NBA TV PT PHX 7:30 PM	23	24 PT DEN 7:30 PM	25	26 PT SAC 7:00 PM	27
28	29 PT BKN 7:30 PM					

☆ = ALL STAR

DECEMBER

SUN	MON	TUE	WED	THU	FRI	SAT
		1	2 PT IND 7:30 PM	3	4	5 PT ORL 7:30 PM
6	7 PT MIN 5:00 PM	8	9 PT MIL 5:00 PM	10 TNT PT CHI 5:00 PM	11	12 PT BKN 2:00 PM
13	14 PT DET 4:30 PM	15	16 ESPN PT MIL 7:30 PM	17	18 ESPN PT SAS 5:00 PM	19 PT HOU 5:00 PM
20	21 NBA TV PT OKC 7:30 PM	22	23	24	25 ESPN PT LAL 7:30 PM	26 PT UTAH 6:00 PM
27	28 PT WAS 4:00 PM	29	30 PT CHA 4:00 PM	31 PT NOP 5:00 PM		

MARCH

SUN	MON	TUE	WED	THU	FRI	SAT
		1	2 ESPN PT OKC 7:30 PM	3	4	5 PT ATL 7:30 PM
6	7 FSW DAL 5:30 PM	8	9 ESPN PT OKC 6:30 PM	10	11 NBA TV PT NYK 7:30 PM	12
13 ABC CLE 12:30 PM	14	15 NBA TV PT SAS 5:30 PM	16 ESPN PT HOU 6:30 PM	17	18	19 PT MEM 5:00 PM
20 PT NOP 3:00 PM	21	22	23 PT GSW 7:30 PM	24 PT POR 7:30 PM	25	26
27 PT DEN 12:30 PM	28 NBA TV PT BOS 7:30 PM	29	30 PT MIN 5:00 PM	31 TNT OKC 6:30 PM		

JANUARY

SUN	MON	TUE	WED	THU	FRI	SAT
					1	2 PT PHI 7:30 PM
3	4	5	6 PT POR 7:00 PM	7	8	9 PT CHA 12:30 PM
10 PT NOP 12:30 PM	11	12	13 ESPN PT MIA 7:30 PM	14	15	16 PT SAC 7:30 PM
17	18 TNT HOU 7:30 PM	19	20	21 TNT CLE 5:00 PM	22 PT NYK 4:30 PM	23
24 PT TOR 3:00 PM	25	26 PT IND 4:00 PM	27 PT ATL 5:00 PM	28	29 NBA TV PT LAL 7:30 PM	30
31 ABC CHI 12:30 PM						

APRIL

SUN	MON	TUE	WED	THU	FRI	SAT
					1	2
3 PT WAS 12:30 PM	4	5 TNT LAL 7:30 PM	6 PT LAL 7:30 PM	7	8 PT UTAH 6:00 PM	9
10 NBA TV PT DAL 12:30 PM	11	12 TNT PT MEM 7:30 PM	13 PT PHX 7:30 PM	14	15	16
17	18	19	20	21	22	23

HOME AWAY

PT: PRIME TICKET
FSW: FOX SPORTS WEST

All times are Pacific. Schedule, times and TV dates are subject to change.

Follow the Clippers all season long: FOX SPORTS PRIME TICKET BEAST 980 1330 ESPN DEPORTES

2015-16 SCHEDULE

0 TO STANDING OVATION

THE NEW TURBOCHARGED **IS 200t**

Add more drama to your drive with the new IS 200t. With a 241-horsepower* turbocharged engine, the newest player in the IS family delivers a seriously powerful performance. A performance so memorable, you'll demand an encore. The IS 200t, available in F SPORT. Once driven, there's no going back.

LEXUS
THE PURSUIT OF PERFECTION

lexus.com/IS | #LexusIS

See Your Southern California Lexus Dealer
Or Call 800-USA-LEXUS

Options shown. *Ratings achieved using the required premium unleaded gasoline with an octane rating of 91 or higher. If premium fuel is not used, performance will decrease. ©2015 Lexus.