

NEW YORK KNICKS

MADISON SQ GARDEN  
SPORTS CAPITAL  
OF  
THE WORLD  
MADISON SQ GARDEN



1957-1958

PRICE 50c

# The New York Knickerbockers



**James D. Norris**  
*President*



**Ned Irish**  
*Executive Vice-President*

James D. Norris .....	<i>President</i>
Ned Irish .....	<i>Executive Vice President</i>
Vince Boryla .....	<i>Coach</i>
Fred Podesta .....	<i>General Manager</i>
Lester Scott .....	<i>Public Relations</i>
John Goldner .....	<i>Business Manager</i>
Don Friederichs .....	<i>Trainer</i>

Madison Square Garden, 307 West 49th St., New York City

## Contents

	<i>Page</i>		<i>Page</i>
Knickerbocker Officials .....	2	Willie Naulls .....	16
Knicks Home and Away Schedules.....	3	Kenny Sears .....	17
Photos of Knicks Home Courts .....	4	Ronnie Shavlik .....	18
Coach Vince Boryla .....	5	Ron Sobie .....	19
N. B. A. Rules .....	6	Knicks in Action .....	20
Knicks Roster .....	7	Guy Sparrow .....	21
Carl Braun .....	8	Charles Tyra .....	22
Ray Felix .....	9	Don Friederichs .....	23
Larry Friend .....	10	All-Time Knicks Roster .....	24, 25
Knick Highs for 1956-57 .....	11	All-Time Garden and Armory Records	26
Knicks in Action .....	12	1956-57 NBA Standings .....	27
Richie Guerin .....	13	NBA All-Star Teams .....	28, 29
Mel Hutchins .....	14	NBA All-Time Final League Stand-	
Phil Jordon .....	15	ings .....	30, 31
Brendan McCann .....	15	Knicks in Action .....	32

FROM THE SPORTS LIBRARY OF  
**RETROSEASONS**  **com**

[www.retroseasons.com/library/](http://www.retroseasons.com/library/)



# NEW YORK KNICKS 1957-58 SCHEDULE

## At Home


Sat., Oct. 26	Knicks-Boston	Tues., Jan. 7	Knicks-St. Louis Cincinnati-Detroit
Sun., Nov. 3	Knicks-Philadelphia Boston-Syracuse	*Sun., Jan. 12	Knicks-Philadelphia
Sat., Nov. 16	Knicks-Detroit	Sat., Jan. 18	Knicks-Syracuse
Sat., Nov. 23	Knicks-Syracuse	*Sat., Jan. 25	Knicks-Minneapolis
Tues., Nov. 26	Knicks-St. Louis Detroit-Minneapolis	Tues., Jan. 28	Knicks-Syracuse Philadelphia-St. Louis
Sun., Dec. 1	Knicks-Detroit	Sat., Feb. 1	Knicks-Boston Philadelphia-Detroit
Tues., Dec. 3	Knicks-Cincinnati Philadelphia-Syracuse	Tues., Feb. 4	Knicks-St. Louis Boston-Cincinnati
Tues., Dec. 10	Knicks-Boston St. Louis-Cincinnati	Sat., Feb. 8	Knicks-Minneapolis
Tues., Dec. 17	Knicks-Syracuse St. Louis-Detroit	Sat., Feb. 15	Knicks-Cincinnati
*Sun., Dec. 22	Knicks-Philadelphia	Tues., Feb. 18	Knicks-Boston
Fri., Dec. 27	Knicks-Detroit Philadelphia-Boston	*Sat., Feb. 22	Knicks-Syracuse
Tues., Dec. 31	Knicks-Minneapolis and Harlem Globetrotters	Tues., Feb. 25	Knicks-Philadelphia St. Louis-Detroit
*Sun., Jan. 5	Knicks-Cincinnati	Sat., March 1	Knicks-Detroit
		Tues., March 4	Knicks-Boston Philadelphia-Cincinnati
		*Sun., March 9	Knicks-Philadelphia

\*Afternoon games.

## Away

Wed., Oct. 23	vs. St. Louis at Detroit	Thurs., Jan. 9	vs. Boston at Syracuse
Thurs., Nov. 7	At Philadelphia	Fri., Jan. 10	At Cincinnati
Fri., Nov. 8	At Syracuse	Tues., Jan. 14	vs. Cincinnati at St. Louis
Tues., Nov. 12	At Detroit	Fri., Jan. 17	vs. Philadelphia at Boston
Wed., Nov. 13	vs. Minn. at St. Paul	Sun., Jan. 19	At Syracuse
Fri., Nov. 15	At Cincinnati	Wed., Jan. 22	At Detroit
Tues., Nov. 19	At St. Louis	Fri., Jan. 24	At Boston
Wed., Nov. 20	At Minneapolis	Sun., Jan. 26	At Minneapolis
Thurs., Nov. 21	vs. Minn. at Detroit	Mon., Jan. 27	vs. Minneapolis at Detroit
Wed., Nov. 27	At Boston	Fri., Jan. 31	vs. Detroit at Boston
Thurs., Nov. 28	vs. Boston at Phila.	Sun., Feb. 2	At Philadelphia
Sat., Nov. 30	At Philadelphia	Fri., Feb. 7	vs. Syracuse at Boston
Fri., Dec. 6	At Cincinnati	Sun., Feb. 9	At Detroit
Sun., Dec. 8	At St. Louis	Tues., Feb. 11	At St. Louis
Wed., Dec. 11	vs. St. Louis at Boston	Wed., Feb. 12	At Minneapolis
Sat., Dec. 14	At St. Louis	Fri., Feb. 14	At Cincinnati
Sun., Dec. 15	At Detroit	Sun., Feb. 16	At Boston
Wed., Dec. 25	At Syracuse	Wed., Feb. 19	At Syracuse
Thurs., Dec. 26	At Boston	Fri., Feb. 21	vs. Philadelphia at Camden
Sat., Dec. 28	At Philadelphia	Wed., Feb. 26	vs. Phila. at Syracuse
Thurs., Jan. 2	vs. Syracuse at Phila.	Wed., March 5	At Syracuse
Wed., Jan. 8	vs. Cincinnati at Detroit	Wed., March 12	At Boston

## Home Courts of the New York Knicks



**Madison Square Garden. Capacity 18,400.**



**69th Regiment Armory. Capacity 5,200.**

# 1957-58 NEW YORK KNICKERBOCKERS

## COACH VINCE BORYLA



**Age**—30, born in East Chicago, Ind., March 11, 1927  
**Height**—6 feet 5 inches. **Weight**—215 pounds  
**Home**—Denver, Colo. **Colleges**—Notre Dame and Denver Univs.

This is Boryla's second full season as coach of the New York Knickerbockers, for whom he starred five seasons (1949-50 through 1953-54). He led the Knicks in scoring in 1950-51 with 982 points for a 14.9 average. Vince was an All-America selection at both Notre Dame and Denver Universities, and was a member of the 1948 U. S. Olympic squad that won the title in London.

In 1949 he received the New York basketball writers' Gold Star Award as the season's outstanding visiting player after scoring 36 points (for Denver) against St. John's in Madison Square Garden. He broke four Notre Dame records, as a freshman, in 1944-45. In the off season he resides in Denver, where he is in business, with his wife Cippi and their three children. Boryla succeeded Joe Lapchick as New York coach Feb. 11, 1956.

Vince was the youngest of five children. His father is retired and his only brother is a building contractor in East Chicago, which is 20 miles from Chicago. His parents were born in Poland. His introduction to basketball was in the alleys of East Chicago with baskets nailed to telephone poles and over garage doors. He moved on to grade school gyms and then to Washington High. "I didn't know much about the game until I was a senior at Washington," he said, "and met up with Nelson 'Doc' Irwin, a very smart coach. From him I learned all the shots and moves." That one year under Irwin led Vince to being named all-state scholastic center for 1943-44.

Boryla entered Notre Dame in 1944. As a freshman he set four school marks, including 31 points for a single game and 322 for a season. He joined the Navy in April of 1945 and was stationed at Great Lakes. There 10 weeks, he received the principal appointment from Indiana for the U. S. Naval Academy. He remained at Annapolis through October, 1945, resigned and returned to Notre Dame to finish his sophomore term. In September, 1946, he enlisted in the Army.

From September 1946 to January 1947 he coached and played for Fort Sheridan, near Chicago, winning 20 of 21 games. He then transferred to Lowry Air Base in Denver, where he played with the Denver Nuggets, making the All-America AAU team two years. When he was released from service, in 1948, he finished his collegiate career at Denver University, receiving his AB in business administration. At Notre Dame he had been a pre-med student. Playing for Denver in 1948-49 he was the fourth highest scorer in the nation with 624 points, averaging 18.9 for 33 games.

It was in Denver that Boryla met his wife, Catherine Brogan, on a blind date. She is the daughter of a Nebraska cattle rancher. They were married in September, 1948, and have three children, Karen, Mike (who was born in Rockville Centre, Long Island) and Mark.


# National Basketball Association Rules

1. All games will be played in four 12-minute periods.
2. Each player is permitted six personal fouls.
3. The free-throw lane is to be bounded by two lines 12 feet apart.
4. Any player who is fouled and injured and cannot attempt his foul shot and must be removed from the game, for a substitute, cannot re-enter the game. His substitute is to be selected by the opposing coach.
5. If a double foul occurs, and participating players thereby incur a sixth personal, such players shall attempt the foul shot before leaving the game.
6. No zone defense is allowed.
7. When a team is reduced to five eligible players these players must finish the game, except in case of injury. Any one of the last five players upon committing his sixth personal foul shall be penalized with a technical foul in addition to the personal. The same penalty shall be imposed for any additional personal fouls committed after the sixth personal foul. An injured player who must be replaced can be replaced only by the last player who was put out of the game.
8. A team shall be limited to six personal fouls per quarter, with each foul in excess of six per quarter to be penalized by an additional free throw, with certain reservations. In overtime periods each team will be limited to three personal fouls.
9. During the last two minutes of the game, the time clock shall be stopped whenever a ball goes out of bounds.
10. The spaces now designated by the figures H and V alongside the free throw lane shall be occupied by two players of the defensive team, with the other players alternating on both sides of the free-throw lane.
11. The areas midway between each end line and parallel to the end lines are considered the forecourt of the team whose basket is located therein, the balance of the court being considered that team's backcourt. If a player is in absolute control of the ball in his backcourt and is fouled this foul calls for two free throws.
12. The offensive team must take a shot at its basket within 24 seconds after gaining possession of the ball. Failure to do so will result in the loss of the ball, the opposing team putting it in play from out-of-bounds.
13. A team is allowed a minimum of 10 seconds on out-of-bound plays, regardless of time showing under 10 seconds on the 24-second clock.

---

## MOST POINTS ONE GAME BY KNICKS

	<i>Points</i>	<i>Rival</i>	<i>When</i>	<i>Where</i>
Braun, Carl .....	47	Providence	Dec. 6, 1947	Providence
Guerin, Richie .....	35	Boston	Feb. 19, 1957	M. S. G.
Baechtold, Jim .....	33	Boston	Jan. 13, 1955	Philadelphia
Sears, Kenny .....	33	Rochester	Dec. 30, 1956	M. S. G.
Felix, Ray .....	31	Boston	Mar. 13, 1955	Boston
McGuire, Dick .....	28	Philadelphia	Dec. 3, 1955	M. S. G.
Naulls, Willie .....	23 (2)	Philadelphia Boston	Jan. 29, 1957 Feb. 28, 1957	M. S. G. Syracuse
Sobie, Ron .....	23	Philadelphia	Jan. 29, 1957	M. S. G.




Thrilling Garden Action—Bob Cousy (left) and Ron Sobie.

## 1957-58 NEW YORK KNICKERBOCKERS

Coach—VINCE BORYLA

No.	Player	Age	Ht.	Wt.	Home	College
4	Braun, Carl	30	6-5	184	Garden City, N. Y.	Colgate
19	Felix, Ray	27	6-11	225	East Elmhurst, N. Y.	Long Island
7	Friend, Larry	22	6-4½	186	Los Angeles, Calif.	California
9	Guerin, Richie	25	6-4	195	Huntington, N. Y.	Iona
10	Hutchins, Mel	28	6-6	205	Sacramento, Calif.	Brigham Young
18	Jordon, Phil	24	6-10	205	Tacoma, Wash.	Whitworth
3	McCann, Brendan	22	6-2	178	Brooklyn, N. Y.	St. Bonaventure
6	Naulls, Willie	23	6-6½	225	Los Angeles, Calif.	UCLA
12	Sears, Kenny	24	6-9	195	Watsonville, Calif.	Santa Clara
16	Shavlik, Ronnie	24	6-8	200	Raleigh, N. C.	North Carolina State
17	Sobie, Ron	23	6-3	195	Cicero, Ill.	DePaul
5	Sparrow, Guy	25	6-6	218	Pontiac, Mich.	Detroit
14	Tyra, Charlie	22	6-8	235	Louisville, Ky.	Louisville

## CARL BRAUN



**Age—30, born in Brooklyn, N. Y., Feb. 25, 1927**  
**Height—6 feet 5 inches. Weight—180 pounds**  
**Home—Garden City, N. Y. College—Colgate**

This is Braun's ninth season with the Knicks, three prior to Army induction in 1950 and six since returning in 1952. Seven of his eight years he led the club in scoring. He placed third to Harry Gallatin and Ken Sears last season with 1001 points in 72 games for a 13.9 average. However, he was the team's leader in assists with 256 and in foul shooting with an .808 percentage. In five of his past eight years he scored over 1000 points. His best season was 1955-56 when he totalled 1112 for a 15.4 average, twelfth best in the NBA. Carl signed with the Knicks in 1947 and that winter scored 47 points against Providence, which is still a single game high for a Knick. He holds two all-time records for New York's other home court, the 69th Regt. Armory—38 points and 18 free throws, both made against Washington, Feb. 22, 1950. His 18 field goals at Providence in 1947 is also a Knick record to date. Carl's best game in 1956-57 was 32 points at Rochester, Feb. 13. He was voted to the past five East teams for the annual NBA East-West Classic, but did not compete in 1956 because of an injury. Named to the NBA second team in 1948 and 1954. At Colgate in 1945-46 he scored 296 points in 16 games for a new school record, and he held the Long Island scholastic mark with 396 in 17 games while at Garden City High. Tried professional baseball as a pitcher in the New York Yankees' chain, but quit after 1948. Low handicap golfer with a yen to turn pro. Married.

	Games	Points	Average	Assists
1947-48.....	47	671*	14.2	61
1948-49.....	57	810*	14.2	173
1949-50.....	57	1031*	15.4	247
1952-53.....	70	977*	14.0	243
1953-54.....	72	1062*	14.8	209
1954-55.....	71	1074*	15.1	274
1955-56.....	72	1112*	15.4	298
1956-57.....	72	1001	13.9	256*


\*Team leader.

### CARL BRAUN'S 1956-57 SCORING AGAINST EACH NBA RIVAL

Team	Games	Average Minutes	Field Goals	Free Throws	Total Points	Average Points
Minneapolis .....	9	32.6	59	30	148	16.4
Syracuse .....	12	35.0	66	58	190	15.9
Ft. Wayne .....	9	32.7	58	25	141	15.3
Boston .....	12	32.5	66	43	175	14.3
Rochester .....	9	32.9	44	33	121	13.4
St. Louis .....	9	30.0	43	22	108	12.0
Philadelphia .....	12	31.2	42	34	117	9.7
Totals .....	72	2345	378	245	1001	13.9
Field goal percentage .....					.381	
Free throw percentage .....					.808	

## RAY FELIX

**Age—27, born in New York City, Dec. 10, 1930**  
**Height—6 feet 11 inches. Weight—220 pounds**  
**Home—East Elmhurst, N. Y. College—Long Island**



Big Ray is in his fourth season with New York and fifth in the NBA and didn't miss a game in four years. He played with the Baltimore Bullets in 1953-54, where he won recognition as the rookie-of-the-year after scoring 1,269 points for a 17.6 average, fifth best in the league. He had 958 rebounds and a .417 shooting percentage. Baltimore traded him to New York in the Summer of 1954, along with Chuck Grigsby, for Connie Simmons and Al McGuire. Last season Felix showed an even 12.0 average in making 867 points in 72 games.


He was runner-up to Ken Sears in field goal accuracy with .416. His rebounds totalled 587. He did not see as much action as in his two previous years with New York. His best season in a Knick uniform was 1954-55 when he totalled 1,038 points for a 14.4 average. His top night last Winter was 26 points at Rochester when he made 10 of 14 field goal attempts. His all-time Knick high is 31 points, at Boston, in March of 1955. Felix is one of the tallest players in the game and scores mostly on hooks with either hand from the pivot. He played varsity as a sophomore at Long Island University, under Coach Clair Bee, who selected him as his number one draft choice in 1953 when Bee took over the Baltimore Bullets. Between leaving LIU and signing with Baltimore Ray played semi-pro basketball. He's single.

	<i>Games</i>	<i>Points</i>	<i>Average</i>	<i>Rebounds</i>
1953-54 (Baltimore) .....	72	1269	17.6	958
1954-55.....	72	1038	14.4	818
1955-56.....	72	885	12.3	623
1956-57.....	72	867	12.0	587

### RAY FELIX'S 1956-57 SCORING AGAINST EACH NBA RIVAL

<i>Team</i>	<i>Games</i>	<i>Average Minutes</i>	<i>Field Goals</i>	<i>Free Throws</i>	<i>Total Points</i>	<i>Average Points</i>
Rochester .....	9	26.4	41	40	122	13.5
Ft. Wayne .....	9	23.1	42	32	116	12.9
Syracuse .....	12	21.2	53	43	149	12.4
Minneapolis .....	9	26.5	40	31	111	11.2
Philadelphia .....	12	22.8	49	47	135	11.0
Boston .....	12	17.7	37	52	126	10.5
St. Louis .....	9	18.8	32	29	93	10.3
Totals .....	72	1622	295	277	867	12.0
Field goal percentage .....					.416	
Free throw percentage .....					.746	

## LARRY FRIEND



**Age—22, born in Chicago, April 14, 1935.**  
**Height—6 feet 4½ inches. Weight—186 pounds**  
**Home—Los Angeles, Calif. College—California**

This all-Pacific Coast Conference selection was one of the Knicks' top 1957 draft selections. Last season he set an all-time University of California record with 491 points in 26 games for an 18.9 average, hitting 44.6 percent of his field goal tries and 72.5 from the free throw line. He was the Bears' second best rebounder the past two years. Defensively, Friend was equally valuable to California, which won the Coast Conference title with a 14-2 record. He consistently stole passes, broke up in-bounds plays and was the key man in the Bears' all-court press. Larry was an unanimous choice for the NCAA Western Regionals first team last season and was voted the most valuable player in that tournament. He took part in the 1957 annual East-West All-Star Game in Madion Square Garden. Before entering California he attended Los Angeles' Fairfax High and had one year at Los Angeles City College. He is a southpaw, scoring from outside with a left-hand jump shot, and he is also effective with the Eastern style two-hand set. He drives strongly for lay-ups from either side. Most coaches in his area rate Friend the best all-around player the West Coast has had in years. Larry was named to the first string of every conference or regional all-star team last winter and was on the Associated Press' third All-America five. He was married the past September.

---


### KNICKS ALL-TIME SCORING RECORDS

(INDIVIDUAL, ONE GAME)

Points—47, by Carl Braun at Providence, Dec. 6, 1947.  
Field Goals—18, by Carl Braun at Providence, Dec. 6, 1947.  
Free Throws—19 (of 21) by Harry Gallatin at Minneapolis, Nov. 7, 1954.  
Rebounds—33, by Harry Gallatin at Fort Wayne, March 15, 1953.  
Assists—17, by Dick McGuire vs. Milwaukee in MSG, Dec. 11, 1951.

(TEAM, ONE GAME)

Points—128, vs. St. Louis in MSG, Dec. 11, 1956.  
Points, Half—72, at Philadelphia, Feb. 17, 1957 (2nd half).  
Points, Quarter—45, vs. Boston in MSG, March 19, 1955 (2nd quarter).  
Field Goals—51, vs. Minneapolis in 69th Regt. Armory, Feb. 16, 1957.  
Free Throws—51 (of 64) vs. Baltimore in MSG, March 26, 1949.  
Rebounds—94, vs. St. Louis in 69th Regt. Armory, Jan. 14, 1956.  
Assists—38, vs. Minneapolis in Boston, Feb. 9, 1955.  
Personal Fouls—48, at Syracuse, March 26, 1950.







## KNICK HIGHS FOR 1956-57

(INDIVIDUAL, ONE GAME)

Points, at Home—35, by Richie Guerin vs. Boston, Feb. 19 in Garden. Away—32, by Carl Braun at Rochester, Feb. 13.  
 Field Goals, at Home—14, by Guerin vs. Boston, Feb. 19 in Garden. Away—13, by Nat Clifton at Boston, Feb. 3.  
 Free Throws, at Home—13 (of 16) by Harry Gallatin vs. St. Louis, Dec. 25 in Garden. Away—17 (of 18) by Kenny Sears at Boston, Nov. 3.  
 Rebounds, at Home—19, by Clifton vs. Syracuse, March 5 in Garden. Away—20, by Gallatin vs. Rochester at Fort Wayne, Dec. 6.  
 Assists, at Home—9, by Guerin vs. Minneapolis, Feb. 16 in Armory. Away—8, by Dick McGuire vs. Boston at Providence, Feb. 24.


(TEAM, ONE GAME)

Points, at Home—128, vs. St. Louis, Dec. 11 in Garden. Away—122, vs. Boston at Syracuse, Feb. 28 (1 overtime).  
 Points, Both Teams, at Home—265, St. Louis 137; Knicks 128, Dec. 11 in Garden, no overtime. This is an all-time NBA record for a regulation game. Away—243, Knicks 122; Boston 121 at Syracuse, Feb. 28 (1 overtime).  
 Points, One Quarter, at Home—38, vs. Syracuse, Jan. 3 in Garden (second quarter). Away—42 twice, vs. Syracuse at Boston, Feb. 6 (fourth quarter); at Minneapolis, March 3 (fourth quarter).  
 Points, One Half, at Home—68 (35-33) vs. Minneapolis, Jan. 26 in Armory (second half). Away—72 (39-33) at Philadelphia, Feb. 17 (second half).  
 Field Goals, at Home—51, vs. Minneapolis, Feb. 16 in Armory. Away—47, vs. Boston at Syracuse, Feb. 28 (1 overtime).  
 Free Throws, at Home—44 (of 60) vs. St. Louis, Dec. 11 in Garden. Away—47 (of 54) at Philadelphia, Nov. 30.  
 Rebounds, at Home—90, vs. Rochester, Dec. 30 in Garden. Away—86, vs. St. Louis at Philadelphia, Jan. 10.  
 Assists, at Home—30, vs. Minneapolis, Feb. 16 in Armory. Away—28, vs. Minneapolis at Lacrosse, Wis., Jan. 17.  
 Personal Fouls, at Home—33 three times in Garden, vs. Boston, Oct. 27; Philadelphia, Jan. 29, and Boston, Feb. 2. Away—35, at Philadelphia, Nov. 30.



## RICHIE GUERIN

**Age—25, born in Bronx, N. Y., May 29, 1932**  
**Height—6 feet 4 inches. Weight—195 pounds**  
**Home—Huntington Station, N. Y. College—Iona**



Second season with the Knicks. Drafted in 1954, but served two years with the Quantico Marines. Had great freshman year as pro, scoring 695 points for 9.7 average. Destined to become one of league's top backcourt men. Speedy, hard driver, fine playmaker and good outside shot. Averaged 12 points in 12 games against the champion Boston Celtics. His 35 points, against Boston, in the Garden, Feb. 19, was the single game high of the season for a Knick, as were his 14 field goals, in the same contest, and his 9 assists against Minneapolis, in the Armory, Feb. 16. Those 35 points were the second highest ever made by a Knick. Carl Braun once made 47 at Providence. Guerin holds all Iona College major scoring records, including 519 points in 21 games, in 1953-54, for a 24.7 average to lead all scorers in the New York metropolitan area. His career total of 1,351 in three years and his 40 points against John Carroll, in 1954, are other Iona marks. He was an unanimous All-Met selection for 1954 and captained Iona in his senior campaign. He led the Quantico Marines in 1954-55 with 915 points, and his 40 against Parris Island broke a Quantico record held by Paul Arizin. Richie was named to the 1955 All-America AAU team, and in 1956 he was voted the most valuable player in the Midwest Tournament as well as in the Armed Forces Olympic Trials at Louisville. He's married.

	<i>Games</i>	<i>Points</i>	<i>Average</i>	<i>Rebounds</i>	<i>Assists</i>
1956-57.....	72	695	9.7	334	182


### RICHIE GUERIN'S 1956-57 SCORING AGAINST EACH NBA RIVAL

<i>Team</i>	<i>Games</i>	<i>Average Minutes</i>	<i>Field Goals</i>	<i>Free Throws</i>	<i>Total Points</i>	<i>Average Points</i>
Boston .....	12	29.8	51	43	145	12.0
Minneapolis .....	9	27.8	40	24	104	11.5
Syracuse .....	12	26.5	48	35	131	10.9
St. Louis .....	9	21.4	34	21	89	9.9
Ft. Wayne .....	9	23.3	28	15	71	7.9
Philadelphia .....	12	24.7	31	27	89	7.4
Rochester .....	9	18.5	25	16	66	7.4
Totals .....	72	1793	257	181	695	9.7
Field goal percentage .....					.368	
Free throw percentage .....					.619	

### KNICKS 1956-57 FOUL SHOOTING AVERAGES

Carl Braun .....	303	245	.808	Ray Felix .....	371	277	.746
Harry Gallatin .....	519	415	.799	Willie Naulls .....	195	132	.677
Kenny Sears .....	485	383	.789	Nat Clifton .....	217	146	.673
Ron Sobie .....	199	152	.764	Dick McGuire .....	163	105	.644
Jim Baechtold .....	88	66	.750	Richie Guerin .....	292	181	.619

## MEL HUTCHINS



**Age**—28, born in Los Angeles, Nov. 22, 1930  
**Height**—6 feet 6 inches. **Weight**—205 pounds  
**Home**—Sacramento, Calif. **College**—Brigham Young

Hutchins came to the Knickerbockers last Spring in one of the most important trades in the history of the NBA. New York gave up Harry Gallatin and Nat Clifton to the Detroit Pistons (formerly Ft. Wayne) in exchange for Hutchins and Charlie Tyra, of Louisville, the Pistons' top draft selection. Hutchins first played in Madison Square Garden with Brigham Young University in 1951 when he and Roland Minson led the Cougars to the National Invitation Tournament championship. That Spring Minson was drafted by the Knicks and Hutchins by the Milwaukee Hawks, but Minson served five years in the armed forces and did not join New York. After two seasons with Milwaukee, Hutchins was sold to Ft. Wayne for a reported \$25,000. Last year was one of Mel's best as a pro. He scored 890 points for a 12.4 average and took 571 rebounds for runner-up honors in both to teammate George Yardley. Hutchins has averaged 12 or more points for three straight years. This swift, graceful athlete, with a distinctive one-hand push shot from the corners, is generally regarded as the best defensive player in the league. He is rugged and has a keen sense of anticipation and cat-like reflexes. Once he held the great Bob Pettit to four points. Hutchins was elected "rookie of the year" in 1952, and he was a member of the 1953, 1954, 1956 and 1957 East-West All-Star squads. His sister Colleen, Miss America of 1952, is married to Dr. Ernie Vandeweghe, former Knick star. In the off-season Mel, who is married, prospects for uranium. This is his seventh pro campaign.

	<i>Games</i>	<i>Points</i>	<i>Average</i>	<i>Rebounds</i>
1951-52 (Milwaukee) .....	66	607	9.2	880
1952-53 (Milwaukee) .....	71	831	11.7	793
1953-54 (Ft. Wayne) .....	72	741	10.3	695
1954-55 (Ft. Wayne) .....	72	864	12.0	665
1955-56 (Ft. Wayne) .....	66	792	12.0	496
1956-57 (Ft. Wayne) .....	72	890	12.4	571


### KNICKS ALL-TIME RECORD AGAINST CURRENT RIVALS

	<i>Won</i>	<i>Lost</i>		<i>Won</i>	<i>Lost</i>
Boston .....	53	46	Minneapolis .....	27	37
Syracuse .....	35	42	†Cincinnati .....	33	31
Philadelphia .....	56	43	‡Detroit .....	35	29
*St. Louis .....	30	17			

\*Formerly Milwaukee. †Formerly Rochester. ‡Formerly Fort Wayne.

## PHIL JORDON


**Age—24, born Lake Port, Calif., Sept. 12, 1933**  
**Height—6 feet 10 inches. Weight—205 pounds**  
**Home—Tacoma, Wash. College—Whitworth**



Jordan reported to the Knicks, Jan. 1, 1957, and remained with them until Feb. 3 when he was farmed out. He appeared briefly in nine New York games, and was unable to show his best form because of illness and underweight. He picked up 15 pounds in the off-season. The big fellow starred at Whitworth College and in AAU basketball with Buchan Bakers, helping that club to win the national championship. He has an accurate hook shot out of the pivot and is an aggressive rebounder. Lack of experience in pro competition is a handicap. Has unusually large hands and can hold a basketball with two fingers. His arm reach is 86 inches. Jordan played high school basketball in Willits, Calif., and Redding, Calif. The past Summer he umpired in the Little League and did a lot of water skiing and played tennis to strengthen his legs. He has twin brothers, Larry and Perry, who made the all-city basketball team at North Central High in Spokane.

	<i>Games</i>	<i>Points</i>	<i>Average</i>	<i>Rebounds</i>	<i>Assists</i>
1956-57.....	9	44	4.9	34	2


## BRENDAN McCANN



**Age—22, born in Brooklyn, July 5, 1935**  
**Height—6 feet 2 inches. Weight—178 pounds**  
**Home—Brooklyn, N. Y. College—St. Bonaventure**

This newcomer to the Knicks captained last season's St. Bonaventure team which reached the semi-finals of the National Invitation Tournament in Madison Square Garden. The Brooklynite was one of the stars of the NIT. He scored 17 points against Cincinnati; 13 points and nine assists when the Bonnies upset top seeded Seattle, and 14 points and 14 rebounds when the upstate five bowed in overtime to Memphis State. McCann was Knick coach Vince Boryla's top draft pick for 1957 after New York had obtained Louisville's Charlie Tyra and Mel Hutchins from the Detroit Pistons for Harry Gallatin and Nat Clifton. Brendan was rated one of the best ball handlers, drivers and set shots in Eastern collegiate competition the past two years. He averaged 11.8 points for St. Bonaventure last winter, and 16.3 when he led the team in scoring in 1955-56. McCann broke into the starting lineup in 1954 as a sophomore and the following season was named to the all-star team of the Middle Eastern College Association. He entered St. Bonaventure from Brooklyn's Manual High School. McCann is essentially a team player whose offensive potential at St. Bonaventure was sacrificed for defense. He was always assigned the opposing team's scoring ace.

## WILLIE NAULLS



**Age—23, born in Dallas, Tex., Oct. 7, 1934**  
**Height—6 feet 6½ inches. Weight—225 pounds**  
**Home—Los Angeles, Calif. College—UCLA**

This is Naulls' first full season with the Knicks and his second in the NBA. He was drafted in 1956 by the St. Louis Hawks, who traded him to the Knicks, Dec. 10, 1956, for Slater Martin. In 19 games with St. Louis he scored 195 points for a 10.3 average. For 52 games with New York he made 523 points for a 10.0 average. His overall total for 71 games was 718 points, averaging 10.1. He had 617 rebounds for second spot to Harry Gallatin. Willie is very fast and an accurate one-hand shooter from the corners. At UCLA he was an unanimous choice for All-America honors in his senior year after leading UCLA to the Pacific Coast Conference title. His 661 points in 28 games, for a 23.6 average, in 1955-56, was a new UCLA record. He was the first UCLA player ever to top 600 points in a single season. Other school marks held by him are 1,225 points in three years; 653 in three conference seasons; 39 in a single game, against California, and 410 rebounds in one year. He set a PCC record for free throws with 17 of 18, also against California. He first performed in Madison Square Garden in 1955 when UCLA took part in the annual Holiday Festival. San Francisco beat UCLA in the final, but Naulls was outstanding. He outscored Bill Russell, 71 points to 67, for three tourney games and 19 to 17 in the championship test. Willie made his Knick debut here, Dec. 11, against his former teammates, the St. Louis Hawks, and tossed in 21 points in the 24 minutes he played. He was most effective against the Boston Celtics, averaging 12.5 points for 10 games. Naulls has a large collection of jive records and plays bongo and conga drums expertly. He was married last June.

	<i>Games</i>	<i>Points</i>	<i>Average</i>	<i>Rebounds</i>	<i>Assists</i>
1956-57.....	71	718	10.1	617	84


### WILLIE NAULLS' 1956-57 SCORING AGAINST EACH NBA RIVAL

(Note: Obtained from St. Louis, Dec. 10, 1956. In 19 games with St. Louis he scored 195 points for 10.6 average. Following are his figures as a Knick):

<i>Team</i>	<i>Games</i>	<i>Average Minutes</i>	<i>Field Goals</i>	<i>Free Throws</i>	<i>Total Points</i>	<i>Average Points</i>
Boston .....	10	28.0	55	15	125	12.5
Minneapolis .....	7	29.5	36	4	76	10.8
Philadelphia .....	9	26.3	36	20	92	10.2
St. Louis .....	5	26.2	21	8	50	10.0
Rochester .....	5	26.0	18	13	49	9.8
Ft. Wayne .....	6	24.5	17	16	50	8.3
Syracuse .....	10	24.4	33	15	81	8.2
Knick totals .....	52	1350	216	91	523	10.0
League totals .....	71	1778	293	132	718	10.1
Field goal percentage (71 games) .....						.357
Free throw percentage (71 games) .....						.677

## KENNY SEARS

**Age—24, born in Watsonville, Calif., Aug. 17, 1933**  
**Height—6 feet 9 inches. Weight—195 pounds**  
**Home—Watsonville, Calif. College—Santa Clara**




In only two seasons with the Knicks, Sears has established himself as one of the best big men in the NBA. In 1955-56, his first campaign in pro basketball, Sears scored 896 points for a 12.8 average and grabbed 616 rebounds. Last season he raised his points total to 1,069 for a 14.8 average and took 614 rebounds. He scored just 10 points less than the veteran Harry Gallatin. Kenny's field goal percentage of .418 was best among the New Yorkers. His free throw average was .789, third to Carl Braun and Gallatin. He averaged double figures against every league rival from a low of 12.7 against Philadelphia to a high of 17.8 against St. Louis. His 17 of 18 foul shots in Boston, Nov. 3, was the top such mark for the Knicks last winter. His single game high is 33, made against Rochester, in the Garden, Dec. 30, 1956. The blond Californian was New York's first draft pick in 1955 after favorable scouting reports and the strong recommendation of Bob Feerick, Santa Clara coach, who starred in the pro circuit with the Washington Capitols when they were winning titles. Sears is, perhaps, the best outside shot among the NBA big men with his soft one-handers and he has tremendous leap under the boards. In his senior season at Santa Clara, Sears made 535 points for a 22.3 average behind a sensational .501 shooting percentage. In his junior and senior years he was voted the outstanding player in Northern California ahead of San Francisco's Bill Russell. Kenny was also named to the NCAA Western Regionals team three successive years. In his first high school year his height rose from 5-9 to 6-3, and he was 6-6 when he enrolled at Santa Clara. The handsome youngster is a bachelor.

	<i>Games</i>	<i>Points</i>	<i>Average</i>	<i>Rebounds</i>	<i>Assists</i>
1955-56.....	70	896	12.8	616	114
1956-57.....	72	1069	14.8	614	101

### KEN SEARS' 1956-57 SCORING AGAINST EACH NBA RIVAL

<i>Team</i>	<i>Games</i>	<i>Average Minutes</i>	<i>Field Goals</i>	<i>Free Throws</i>	<i>Total Points</i>	<i>Average Points</i>
St. Louis .....	9	34.8	47	66	160	17.8
Minneapolis .....	9	37.1	50	56	156	17.3
Ft. Wayne .....	9	36.9	52	41	145	16.1
Rochester .....	9	36.6	44	45	133	14.8
Syracuse .....	12	32.0	55	53	163	13.6
Boston .....	12	35.7	51	57	161	13.4
Philadelphia .....	12	32.8	44	64	152	12.7
Totals .....	72	2516	343	383	1069	14.8
Field goal percentage .....						.418
Free throw percentage .....						.789

## RONNIE SHAVLIK



**Age—24, born in Denver, Colo., Dec. 4, 1933**  
**Height—6 feet 8 inches. Weight—200 pounds**  
**Home—Raleigh, N. C. College—North Carolina State**

This former All-America from North Carolina State was farmed out by the Knicks in December, 1956, after playing seven league games. Ronnie sustained a broken wrist late in his final season at State, and was still handicapped by the injury when he reported to the Knicks' camp with resultant effect on his shooting and rebounding. After leaving the Knicks he played 25 games with a touring team last winter, and the past Summer worked out almost daily in the NC State gym, which is near his Raleigh home. His wrist has completely healed.

Shavlik led State to three straight Atlantic Coast Conference championships, and won All-America recognition each year. He had a career total of 1,761 points, an average of 18.5, and took 1,598 rebounds for a 16.8 average. He holds most of State's all-time records, including 707 points for one season; 55 points and 35 rebounds for one game. Ronnie was named to the Atlantic Coast Conference first team three years running, and was voted the most valuable player in the 1954 Dixie Classic. Moves with good speed for height. Originally from Denver, where he made all-state at East High, Shavlik married a Raleigh girl, Beverly Anne Senna, and now makes his home there.


	<i>Games</i>	<i>Points</i>	<i>Average</i>	<i>Rebounds</i>	<i>Assists</i>
1956-57.....	7	10	1.4	22	0

## HOW KNICKS SCORED IN 1956-57

	<i>Games</i>	<i>Field Goals</i>	<i>F. G. Pct.</i>	<i>Free Throws</i>	<i>Rebounds</i>	<i>Assists</i>	<i>Points</i>	<i>Avg.</i>
Harry Gallatin .....	72	332	.406	415	725	85	1079	15.0
Ken Sears .....	72	343	.418	383	614	101	1069	14.8
Carl Braun .....	72	378	.381	245	259	256	1001	13.9
Ray Felix .....	72	295	.416	277	587	36	867	12.0
Nat Clifton .....	72	308	.377	146	557	164	762	10.7
Willie Naulls .....	71	293	.357	132	617	84	718	10.1
Richie Guerin .....	72	257	.368	181	334	182	695	9.7
Ron Sobie .....	71	166	.376	152	326	129	484	6.8
Dick McGuire .....	72	140	.383	105	146	222	385	5.3
Jim Baechtold .....	45	75	.381	66	80	33	216	4.8
Phil Jordon .....	9	18	.367	8	34	2	44	4.9
Ron Shavlik .....	7	4	.182	2	22	0	10	1.4
Gary Bergen .....	6	3	.273	2	8	1	8	1.3

## RON SOBIE

**Age—23, born in Chicago, Ill., Sept. 21, 1934**  
**Height—6 feet 3 inches. Weight—195 pounds**  
**Home—Cicero, Ill. College—DePaul**







Another of the Knicks' promising sophomores. Broke in last season with 484 points for 6.8 average as a part time operator. One of best rebounders for his height in the NBA. Very aggressive with good outside set and likes to drive. Good foul shooter. His .764 percentage was fourth best of Knicks. His high game was 23 points against Philadelphia, in the Garden, Jan. 29, when he hit 9 of 14 from the floor and 5 of 6 free throws. Last Summer, called by the Army, he served six months at Ft. Jackson, S. C. Sobie is the only player in DePaul history—including George Mikan—who scored 300 or more points each season. He holds the DePaul three-season record with 1,222 points and is surpassed in DePaul career scoring only by Mikan (1,870) and Jim Lamkin (1,306) both of whom had four years of competition. Ron was born on Chicago's West Side, now lives in suburban Cicero. For 1955-56 at DePaul he made 540 points in 24 games for a 22.5 average, took 319 rebounds for 13.2 and had a .468 field goal percentage. He was named the most valuable player of the 1956 College All-Americans on the national tour with the Harlem Globetrotters, finishing ahead of Duquesne's Si Green and Holy Cross' Tom Heinsohn in the voting. He averaged 13.9 for the 21 games against the Trotters. Sobie attended St. Bonaventure Academy in Sturtevant, Wis., and won Catholic high school All-America recognition as a senior, scoring 500 points. He was selected for the all-tournament team of DePaul's 1955 invitation in the Chicago Stadium, along with Bill Russell and K. C. Jones of San Francisco; Terry Rand, Marquette, and Si Green, Duquesne. His correct name is Sobieszczyk, pronounced so-bee-ESS-check. Single.

	<i>Games</i>	<i>Points</i>	<i>Average</i>	<i>Rebounds</i>	<i>Assists</i>
1956-57.....	71	484	6.8	326	129

### RON SOBIE'S 1956-57 SCORING AGAINST EACH NBA RIVAL

<i>Team</i>	<i>Games</i>	<i>Average Minutes</i>	<i>Field Goals</i>	<i>Free Throws</i>	<i>Total Points</i>	<i>Average Points</i>
Philadelphia .....	12	22.4	31	37	99	8.2
Rochester .....	9	22.7	24	23	71	7.9
Boston .....	11	20.2	26	33	85	7.7
Ft. Wayne .....	9	22.1	23	19	65	7.2
St. Louis .....	9	19.3	22	14	58	6.4
Minneapolis .....	9	15.3	21	11	53	5.9
Syracuse .....	12	14.2	19	15	53	4.4
<b>Totals .....</b>	<b>71</b>	<b>1378</b>	<b>166</b>	<b>152</b>	<b>484</b>	<b>6.8</b>
Field goal percentage .....						.376
Free throw percentage .....						.764




## GUY SPARROW

**Age—25, born in Pontiac, Mich., Nov. 2, 1932**

**Height—6 feet 6 inches. Weight—218 pounds**

**Home—Pontiac, Mich. College—Detroit**



He was drafted by the Knicks in 1955, but joined the Army and last year was stationed in Germany. Last April, Sparrow was the leading scorer, with a 20-point average, as the U. S. All-Services five defeated the Olympic teams of France, Iran and Turkey in a tournament at Istanbul. He finished the 1955 season at Detroit University with 600 points, an average of 23.1, and a career total of 1,608 for an average of 18.5 in 87 Titan games. He was one of the top rebounders in the nation with 489 for 1954-55 and 1,087 for three years. His most points for one game were 42 against John Carroll, and he led the Titans in scoring as a sophomore, junior and senior. Sparrow, called "The Bird," was better known as a football player at Pontiac High. He was offered a grid scholarship by the University of Kentucky, but preferred basketball, remarking: "I don't mind if a guy hits me, but I like to get two shots at the foul line." As a youngster both of Sparrow's legs were paralyzed by a rheumatic ailment and he had to be carried to and from school by his parents. When he entered Pontiac High he was able to wobble on a pair of special braces. Gradually the ailment disappeared and he went on to become a star football and basketball player. His specialty is a one-hand jump shot. Guy is married.

## How Knicks Fared in Playoffs

1947—Beat Cleveland, 2 games to 1; lost to Philadelphia, 0 to 2.

1948—Lost to Baltimore, 1 game to 2.

1949—Beat Baltimore, 2 games to 1; lost to Washington, 1 to 2.

1950—Beat Washington, 2 games to 0; lost to Syracuse, 1 to 2.

1951—Beat Boston, 2 games to 0; beat Syracuse, 3 to 2; lost to Rochester in finals, 3 to 4.

1952—Beat Boston, 2 games to 1; beat Syracuse, 3 to 2; lost to Minneapolis in finals, 3 to 4.

1953—Beat Baltimore, 2 games to 0; beat Boston, 3 to 1; lost to Minneapolis in finals, 1 to 4.

1954—(Round Robin), lost 2 games each to Boston and Syracuse, winning none.

1955—Lost to Boston, 1 game to 2.

1956—Did not make playoffs.

1957—Did not make playoffs.

All-Time Playoffs Record—Won 32, lost 33. At home, won 23, lost 9. Away, won 9, lost 24.

## CHARLES TYRA



**Age—22, born in Louisville, Ky., Aug. 16, 1935**  
**Height—6 feet 8 inches. Weight—235 pounds**  
**Home—Louisville, Ky. College—Louisville**

Tyra's entry into professional basketball this season was preceded by great accomplishments as a collegian at the University of Louisville, where the last two years his scoring, rebounding and team play earned him unanimous All-America rating. New York landed him last Spring in a major trade with the Detroit Pistons, giving up veterans Harry Gallatin and Sweetwater Clifton in return for Tyra and Mel Hutchins, long established NBA star. The powerful Southerner is no stranger to Madison Square Garden fans. He led Louisville to the 1956 National Invitation Tournament championship and was voted the most valuable player, scoring 17 points against Duquesne, 29 against St. Joseph's and 27 against Dayton in the final. His rebounds for the three games were 54, an average of 18. That season he totalled 690 points in 29 games for a 23.8 average, and his 645 rebounds topped the nation. His 37 rebounds against Canisius was another high. Tyra made over 30 points on six occasions in 1955-56 including a Louisville record of 38 against Morehead. In those 29 contests Tyra was outscored by the opposing center only twice and was never out-rebounded. Nor was he over out of double figures in scoring and rebounding. Charlie holds eight all-time Louisville records. Last season in 25 games he tossed in 555 points for a 21.3 average and took 520 rebounds, third best in the country, as Louisville played one of the toughest schedules ever. Tyra, who attended Louisville's Atherton High. was named to the All-America High School team and played in the annual North-South scholastic game. His teammates called him "Moose" and "The Big Bear." He's married.

### KNICKS GARDEN ATTENDANCE

(REGULAR SEASON)

<i>Season</i>	<i>Dates</i>	<i>Total</i>	<i>Average</i>
1946-47.....	6	71,680	11,947
1947-48.....	12	167,787	13,982
1948-49.....	20	211,284	10,564
1949-50.....	16	186,882	11,680
1950-51.....	18	151,742	8,430
1951-52.....	16	140,476	7,528
1952-53.....	18	195,240	10,846
1953-54.....	19	221,079	11,635
1954-55.....	20	214,125	10,706
1955-56.....	21	246,756	11,750
1956-57.....	22	266,998	12,136

188 2,074,049

Highest season total was in 1956-57

Highest season average was 13,982 in 1947-48


Average attendance per season 188,550

Average attendance per date 11,032

## DON FRIEDERICHS—Team Trainer

---

Don hails from Detroit and is happy to see the "Detroit Pistons" now in the NBA. Don is in his seventh season as team trainer and road secretary for the Knicks. A young 34 years, he is the "old man" on the club. Don hasn't missed a Knick game, training or practice session in six years. He is married, now lives in Englewood, New Jersey, and during the summer he directs the pool at the Englewood, N. J., Golf Club. His biggest boast is a 180 average in bowling. Prior to entering the training field Don attended the University of Detroit and was a pharmaceutical detailman. His natural interest in sports and his medical experience in four and one-half years with the U. S. Coast Guard led him into training. After one year of training baseball in the Florida International League, he came with the Knicks in 1950. As trainer, he is mainly responsible for the health of the players by the prevention and treatment of injuries. For this he uses approximately 25,000 feet of adhesive tape a season just to prevent sprained ankles. As road secretary, he handles the details of team transportation, meals, hotels, etc.



# ALL-TIME KNICKERBOCKER ROSTER

1946-47 Through 1956-57  
(Played in at Least One League Game)

Player	College	Height	Year
Ackerman, Buddy	Long Island U.	6-0	1953-54
Anielak, Don	S. W. Missouri	6-7	1954-55
Atha, Dick	Indiana State	6-2	1955-56
Baechtold, Jim	Eastern Kentucky	6-4	1953-57
Bartels, Ed	N. C. State	6-6	1949-50
Bergen, Gary	Utah Univ.	6-8	1956-57
Boryla, Vince	Notre Dame and Denver U.	6-5	1949-53
Braun, Carl	Colgate	6-5	1947-50 1952.
Brindley, Aud	Dartmouth	6-4	1946-47
Bunt, Dick	New York U.	6-0	1952-53
Byrnes, Tommy	Seton Hall	6-3	1946-49
Christ, Fred	Fordham	6-4	1954-55
Clifton, Nat	Xavier (New Orleans)	6-7	1950-57
Cluggish, Bob	Kentucky	6-10	1946-47
Colone, Joe		6-5	1948-49
Cook, Bert	Utah State	6-3	1954-55
Donovan, Harry	Muhlenberg	6-2	1949-50
Dukes, Walter	Seton Hall	7-0	1955-56
Ellefson, Ray	Oklahoma A. and M.	6-8	1950-51
Felix, Ray	Long Island	6-11	1954.
Fitzgerald, Bob	Seton Hall	6-5	1946-47
Fleishman, Jerry	New York U.	6-2	1952-53
Frey, Frido	Long Island	6-2	1946-47
Gallatin, Harry	N. E. Missouri	6-6	1948-57
Gottlieb, Leo		5-11	1946-48
Grigsby, Chuck	Dayton	6-5	1954-55
Guerin, Richie	Iona	6-4	1956.
Heddrick, Herm	Canisius	6-5	1954-55
Hertzberg, Sonny	CCNY	6-0	1946-48
Hoffman, Paul	Purdue	6-2	1954-55
Holub, Dick	Long Island	6-6	1947-48
James, Gene	Marshall	6-4	1948-51
Jordon, Phil	Whitworth	6-10	1956.
Kaftan, George	Holy Cross	6-3	1950-52
Kaplowitz, Ralph	New York U.	6-2	1946-47
Knight, Bob		6-2	1954-55
Knorek, Lee	Detroit U.	6-7	1946-49
Kuka, Ray	Notre Dame and Montana State	6-3	1947-49
Lavelli, Tony	Yale	6-3	1950-51
Lumpp, Ray	New York U.	6-1	1948-53
Mangiapanne, Frank	New York U.	5-10	1946-47
Martin, Slater	Texas	5-10	1956-57
McGaha, Melvin	Arkansas	6-1	1948-49
McGuire, Al	St. John's	6-2	1951-54
McGuire, Dick	St. John's	6-0	1949-57

Continued on Next Page

## KNICKS' PLAYOFF RESULTS AGAINST EACH RIVAL

	Won	Lost		Won	Lost
Cleveland Rebels	2	1	Syracuse Nationals	7	7
Philadelphia Warriors	0	2	Boston Celtics	8	6
Baltimore Bullets	5	3	Minneapolis Lakers	4	8
Washington Capitols	3	2	Rochester Royals	3	4

Knicks won 32 games, lost 33.

# ALL-TIME KNICKERBOCKER ROSTER

(Played in at Least One League Game)

<i>Player</i>	<i>College</i>	<i>Ht.</i>	<i>Years Played</i>
Militzok, Nat	Hofstra and Cornell	6-3	1946-47
Misaka, Wat	Utah University	5-7	1947-48
Mullens, Bob	Fordham	6-1½	1946-47
Murphy, Dick	Manhattan	6-1	1946-47
Murphy, John		6-2	1946-47
Naulls, Willie	UCLA	6-6½	1956-
Noel, Paul	Kentucky	6-4	1947-50
Palmer, Bud	Princeton	6-4	1946-49
Peterson, Bob	Oregon University	6-5	1954-56
Polson, Ralph	Whitworth	6-7½	1952-53
Raiken, Sherwin	Villanova	6-2	1952-53
Ritter, Goebel	Eastern Kentucky	6-2	1948-51
Rosenstein, Hank	CCNY	6-4	1946-47
Rothenberg, Irv	Long Island	6-8	1948-49
Santini, Bob	Iona	6-5	1955-56
Schaus, Fred	West Virginia	6-5	1953-54
Schechtman, Ossie	Long Island	6-0	1946-47
Scherer, Herb	Long Island	6-9	1951-52
Sears, Kenny	Santa Clara	6-9	1955-
Shavlik, Ron	North Carolina State	6-8	1956-
Shrider, Dick	Ohio University	6-1½	1948-49
Shue, Gene	Maryland	6-2	1954-56
Simmons, Connie		6-8	1949-54
Smith, Ed	Harvard	6-6	1953-54
Smith, Tom	St. Peter's	6-1	1951-52
Smyth, Joe	Niagara	6-3	1953-54
Sobieszczyk, Ron	DePaul	6-3	1956-
Stutz, Stan	Rhode Island	5-11	1946-48
Surhoff, Dick	John Marshall	6-4	1952-53
Tanenbaum, Sid	New York University	6-0	1947-49
Turner, Jack	Western Kentucky	6-4	1954-55
Van Breda Kolff, Bill	Princeton	6-3	1946-50
Vandeweghe, Ernie	Colgate	6-3	1949-54
			1955-56
Weber, Forest	Purdue	6-6	1946-47
Zaslofsky, Max	St. John's	6-2	1950-53

## How NBA Leaders Scored Against Knicks

1956-57 Season

	<i>Total Games</i>	<i>Avg. Mts.</i>	<i>Field Goals</i>	<i>Free Throws</i>	<i>Total Points</i>	<i>Avg. Points</i>	<i>Avg. Rebounds</i>
Pettit, St. Louis	9	30.4	85	51	221	24.5	13.3
Johnston, Philadelphia	12	38.0	94	101	289	24.1	12.4
Sharman, Boston	11	36.5	94	72	261	23.7	4.5
Cousy, Boston	10	33.1	81	73	235	23.5	3.5
Lovellette, Minneapolis	8	38.0	76	36	188	23.5	13.2
Arizin, Philadelphia	12	36.3	89	87	265	22.1	6.6
Schayes, Syracuse	12	40.6	75	95	245	20.4	14.0
Yardley, Fort Wayne	9	35.8	67	49	183	20.3	8.8
Heinsohn, Boston	12	32.8	85	50	220	18.3	12.2
Garmaker, Minneapolis	9	32.7	43	54	140	15.5	5.7
Macaulay, St. Louis	9	33.8	47	40	134	14.9	7.1
Twyman, Rochester	9	33.0	47	20	114	12.7	4.8
Stokes, Rochester	9	39.4	40	23	103	11.4	17.7

# All-Time Garden Pro Records

## (Individual, One Game)

Most Points—50, by Neil Johnston of Philadelphia vs. Syracuse, Feb. 16, 1954.  
One Quarter—22, by George Mikan of Minneapolis vs. New York, Feb. 22, 1949; by Neil Johnston of Philadelphia vs. Syracuse, Feb. 7, 1956.  
One Half—30, by Paul Arizin of Philadelphia vs. Milwaukee, March 15, 1952 (1st half).  
Field Goals, Game—18, by Neil Johnston of Philadelphia vs. Syracuse, Feb. 16, 1954.  
Field Goals, Half—12, by George Mikan of Minneapolis vs. New York, Feb. 22, 1949; by Neil Johnston of Philadelphia vs. Syracuse, Feb. 7, 1956; by Bob Pettit of St. Louis vs. New York, Dec. 11, 1956.  
Field Goals, Quarter—10, by George Mikan of Minneapolis vs. New York, Feb. 22, 1949.  
Free Throws—17 (of 20) by Bob Cousy of Boston vs. Rochester, Jan. 8, 1953.  
Rebounds—34, by Bill Russell of Boston vs. Syracuse, Feb. 5, 1957.  
Assists—17, by Dick McGuire of New York vs. Milwaukee, Dec. 11, 1951.

## (One Team, One Game)

Points—137, by St. Louis vs. New York, Dec. 11, 1956.  
Points, Quarter—45, by New York vs. Boston, March 19, 1955.  
Points, Half—73, by New York vs. Boston, Oct. 26, 1957.  
Points, Three Quarters—101, by Philadelphia vs. Syracuse, Feb. 7, 1956.  
Field Goals, Game—53, by St. Louis vs. New York, Dec. 11, 1956.  
Free Throws—51 (of 64) by New York vs. Baltimore, March 26, 1949.  
Rebounds—93, by New York vs. Philadelphia, Nov. 30, 1951.  
Assists—37, by Fort Wayne vs. Boston, March 1, 1955.  
Personal Fouls—53, by Baltimore vs. New York, March 26, 1949.

## (Both Teams, One Game)

Points—265, St. Louis 137, New York 128, Dec. 11, 1956 (no overtime).  
Points, Quarter—73, St. Louis 37, New York 36, Dec. 11, 1956 (4th quarter).  
Points, Half—137, St. Louis 70, New York 67, Dec. 11, 1956 (1st half).  
Field Goals—95, St. Louis 53, New York 42, Dec. 11, 1956.  
Free Throws—98, New York 51, Baltimore 47, March 26, 1949.  
Rebounds—171, New York 93, Philadelphia 78, Nov. 30, 1954.  
Assists—61, Fort Wayne 37, Boston 24, March 1, 1955.  
Personal Fouls—100, Baltimore 53, New York 47, March 26, 1949.

# Pro Records for 69th Regiment Armory

## (INDIVIDUAL, ONE GAME)

Points—38, by Carl Braun of New York vs. Washington, Feb. 22, 1950.  
Points, Half—23, by Max Zaslofsky of Chicago vs. New York, Nov. 19, 1947.  
Field Goals, Game—15, by Bud Palmer of New York vs. Philadelphia, Feb. 14, 1948.  
Field Goals, Half—10, by Max Zaslofsky of Chicago vs. New York, Nov. 19, 1947.  
Free Throws—18 (of 26) by Carl Braun of New York vs. Washington, Feb. 22, 1950.  
Rebounds—30, twice by Harry Gallatin of New York vs. Fort Wayne, Jan. 16, 1954, and vs. Baltimore, Feb. 6, 1954.  
Assists—16, by Dick McGuire of New York vs. Boston, March 15, 1950.

## (TEAM, ONE GAME)

Points—122, by New York vs. Minneapolis, Jan. 26, 1957.  
Points, Quarter—40, by New York vs. Providence, Feb. 4, 1948.  
Points, Half—68, twice by New York vs. Providence, Feb. 4, 1948, and vs. Minneapolis, Jan. 26, 1957.  
Field Goals—51, by New York vs. Minneapolis, Feb. 16, 1957.  
Free Throws—44 (of 57) by New York vs. Syracuse, April 8, 1952.  
Rebounds—94, by New York vs. St. Louis, Jan. 14, 1956 (one overtime).  
Assists—34, by New York vs. Baltimore, Feb. 16, 1952.  
Personal Fouls—45, by Syracuse vs. New York, April 8, 1952.

## (BOTH TEAMS, ONE GAME)

Points—232, New York 120, Minneapolis 112, Feb. 16, 1957.  
Points, Quarter—70, Syracuse 38, New York 32, April 8, 1952.  
Points, Half—125, New York 68, Minneapolis 57, Jan. 26, 1957 (second half).  
Field Goals—91, New York 51, Minneapolis 40, Feb. 16, 1957.  
Free Throws—79, New York 44, Syracuse 35, April 8, 1952.  
Rebounds—166, New York 94, St. Louis 72, Jan. 14, 1956 (one overtime).  
Assists—60, New York 34, Baltimore 26, Feb. 16, 1952.  
Personal Fouls—82, Syracuse 45, New York 37, April 8, 1952.

# NATIONAL BASKETBALL ASSOCIATION

## Final Standings for 1956-57

### EASTERN DIVISION

	Bos.	Syr.	Phi.	N.Y.	Ft.W.	Minn.	St.L.	Roch.	W.	L.	Pct.
Boston .....	—	5	8	7	6	5	7	6	44	28	.611
Syracuse .....	7	—	7	6	4	5	4	5	38	34	.528
Philadelphia .....	4	5	—	8	5	4	7	4	37	35	.514
New York .....	5	6	4	—	4	6	6	5	36	36	.500

### WESTERN DIVISION

Fort Wayne .....	3	5	4	5	—	7	4	6	34	38	.472
Minneapolis .....	4	4	5	3	5	—	4	9	34	38	.472
St. Louis .....	2	5	2	3	8	8	—	6	34	38	.472
Rochester .....	3	4	5	4	6	3	6	—	31	41	.431
Games Lost .....	28	34	35	36	38	38	38	41			

## Scoring Leaders

	G	FG	FT	Pts.	Avg.		G	FG	FT	Pts.	Avg.
Arizin, Phila. ....	71	613	591	1817	25.6	Twyman, Roch. ....	72	449	276	1174	16.3
Pettit, St. L. ....	71	613	529	1755	24.7	Heinsohn, Bos. ...	72	446	271	1163	16.2
Schayes, Syr. ....	72	496	625	1617	22.5	Stokes, Roch. ....	72	434	256	1124	15.6
Johnston, Phila. ...	69	520	535	1575	22.8	Gallatin, N. Y. ...	72	332	415	1079	15.0
Yardley, Ft. W. ...	72	522	503	1547	21.5	Sears, N. Y. ....	72	343	383	1069	14.8
Lovellette, Mpls. ...	69	574	286	1434	20.8	Graboski, Phila. ...	72	390	252	1032	14.3
Sharman, Bos. ....	67	576	381	1413	21.1	Braun, N. Y. ....	72	378	245	1001	13.9
Cousy, Bos. ....	64	478	363	1319	20.6	Mikkelsen, Mpls. ...	72	322	342	986	13.7
Macaulay, St. L. ...	72	414	359	1187	16.5	Conlin, Syr. ....	71	335	283	953	13.4
Garmaker, Mpls. ...	72	406	365	1177	16.3	Kerr, Syr. ....	72	333	225	891	12.4

### FIELD GOAL PERCENTAGES

	FGA	FG	Pct.
Johnston, Philadelphia.....	1163	520	.447
Twyman, Rochester .....	1023	449	.439
Houbregs, Fort Wayne....	585	253	.432
Russell, Boston .....	649	277	.427
Lovellette, Minneapolis....	1348	574	.426

### FREE THROW PERCENTAGES

	FTA	FT	Pct.
Sharman, Boston .....	421	381	.905
Schayes, Syracuse .....	691	625	.904
Garmaker, Minneapolis....	435	365	.839
Arizin, Philadelphia .....	713	591	.829
Johnston, Philadelphia....	648	535	.826

### LEADERS IN REBOUNDS

	G	No.
Stokes, Rochester .....	72	1256
Pettit, St. Louis .....	71	1037
Schayes, Syracuse .....	72	1008
Russell, Boston .....	48	943
Lovellette, Minneapolis .....	69	932

### LEADERS IN ASSISTS

	G	No.
Cousy, Boston .....	64	478
McMahon, St. Louis .....	72	367
Stokes, Rochester .....	72	331
George, Philadelphia .....	67	307
Martin, St. Louis .....	66	269

Most Personal Fouls—Vern Mikkelsen, Minneapolis, 312; Tom Heinsohn, Boston, 304.

Most Games Disqualified—Vern Mikkelsen, Minneapolis, 18.

Most Points Scored in One Game—Bob Pettit, St. Louis, 49 (vs. Rochester, Nov. 13).

Most Free Throws Scored in One Game—Bob Pettit, St. Louis, 19 (vs. Syracuse, Dec. 27); Dolph Schayes, Syracuse, 19 (vs. St. Louis, Jan. 19).

# LEAGUE ALL-STAR TEAMS

## 1946-47

### FIRST TEAM

Joe Fulks ..... Philadelphia  
Bob Feerick ..... Washington  
Stan Miasek ..... Detroit  
Bones McKinney ..... Washington  
Max Zaslofsky ..... Chicago

### SECOND TEAM

Ernie Calverley ..... Providence  
Frank Baumholtz ..... Cleveland  
John Logan ..... St. Louis  
Chuck Halbert ..... Chicago  
Fred Scolari ..... Washington

## 1947-48

Joe Fulks ..... Philadelphia  
Max Zaslofsky ..... Chicago  
Ed Sadowski ..... Boston  
Howie Dallmar ..... Philadelphia  
Bob Feerick ..... Washington

John Logan ..... St. Louis  
Carl Braun ..... New York  
Stan Miasek ..... Detroit  
Fred Scolari ..... Washington  
Buddy Jeannette ..... Baltimore

## 1948-49

George Mikan ..... Minneapolis  
Joe Fulks ..... Philadelphia  
Bob Davies ..... Rochester  
Max Zaslofsky ..... Chicago  
Jim Pollard ..... Minneapolis

Arnie Risen ..... Rochester  
Bob Feerick ..... Washington  
Bones McKinney ..... Washington  
Kenny Sailors ..... Providence  
John Logan ..... St. Louis

## 1949-50

George Mikan ..... Minneapolis  
Jim Pollard ..... Minneapolis  
Alex Groza ..... Indianapolis  
Bob Davies ..... Rochester  
Max Zaslofsky ..... Chicago

Frank Brian ..... Anderson  
Fred Schaus ..... Fort Wayne  
Dolph Schayes ..... Syracuse  
Al Cervi ..... Syracuse  
Ralph Beard ..... Indianapolis

## 1950-51

George Mikan ..... Minneapolis  
Alex Groza ..... Indianapolis  
Ed Macauley ..... Boston  
Bob Davies ..... Rochester  
Ralph Beard ..... Indianapolis

Dolph Schayes ..... Syracuse  
Frank Brian ..... Tri-Cities  
Vern Mikkelsen ..... Minneapolis  
Joe Fulks ..... Philadelphia  
Dick McGuire ..... New York

## 1951-52

George Mikan ..... Minneapolis  
Ed Macauley ..... Boston  
Paul Arizin ..... Philadelphia  
Bob Cousy ..... Boston  
Bob Davies ..... Rochester  
Dolph Schayes ..... Syracuse

Larry Foust ..... Fort Wayne  
Vern Mikkelsen ..... Minneapolis  
Jim Pollard ..... Minneapolis  
Bob Wanzer ..... Rochester  
Andy Phillip ..... Philadelphia

## 1952-53

George Mikan ..... Minneapolis  
Bob Cousy ..... Boston  
Neil Johnston ..... Philadelphia  
Ed Macauley ..... Boston  
Dolph Schayes ..... Syracuse

Bill Sharman ..... Boston  
Vern Mikkelsen ..... Minneapolis  
Bob Wanzer ..... Rochester  
Bob Davies ..... Rochester  
Andy Phillip ..... Philadelphia

# LEAGUE ALL-STAR TEAMS

## 1953-54

Bob Cousy .....	Boston	Ed Macauley .....	Boston
Neil Johnston .....	Philadelphia	Jim Pollard .....	Minneapolis
George Mikán .....	Minneapolis	Carl Braun .....	New York
Dolph Schayes .....	Syracuse	Bob Wanzer .....	Rochester
HARRY GALLATIN .....	NEW YORK	Paul Seymour .....	Syracuse

## 1954-55

Neil Johnston .....	Philadelphia	Vern Mikkelsen .....	Minneapolis
Bob Cousy .....	Boston	Harry Gallatin .....	New York
Dolph Schayes .....	Syracuse	Paul Seymour .....	Syracuse
Bob Pettit .....	Milwaukee	Slater Martin .....	Minneapolis
Larry Foust .....	Fort Wayne	Bill Sharman .....	Boston

## 1955-56

Bob Pettit .....	St. Louis	Dolph Schayes .....	Syracuse
Paul Arizin .....	Philadelphia	Maurice Stokes .....	Rochester
Neil Johnston .....	Philadelphia	Clyde Lovellette .....	Minneapolis
Bob Cousy .....	Boston	Slater Martin .....	Minneapolis
Bill Sharman .....	Boston	Jack George .....	Philadelphia

## 1956-57

Paul Arizin .....	Philadelphia	George Yardley .....	Fort Wayne
Dolph Schayes .....	Syracuse	Maurice Stokes .....	Rochester
Bob Pettit .....	St. Louis	Neil Johnston .....	Philadelphia
Bob Cousy .....	Boston	Dick Garmaker .....	Minneapolis
Bill Sharman .....	Boston	Slater Martin .....	St. Louis

## NBA ALL-STAR GAME RESULTS

- 1951—At Boston. Eastern All-Stars 111; Western All-Stars 94. Coaches—Joe Lapchick (New York (East)); John Kundla, Minneapolis (West).
- 1952—At Boston. Eastern All-Stars 108; Western All-Stars 91. Coaches—Al Cervi, Syracuse (East); John Kundla, Minneapolis (West).
- 1953—At Fort Wayne. Western All-Stars 79; Eastern All-Stars 75. Coaches—John Kundla, Minneapolis (West); Joe Lapchick, New York (East).
- 1954—At New York. Eastern All-Stars 98; Western All-Stars 93 (one overtime). Coaches—Joe Lapchick, New York (East); John Kundla, Minneapolis (West).
- 1955—At New York. Eastern All-Stars 100; Western All-Stars 91. Coaches—Al Cervi, Syracuse (East); Charlie Eckman, Fort Wayne (West).
- 1956—At Rochester. Western All-Stars 108; Eastern All-Stars 94. Coaches—Charlie Eckman, Fort Wayne (West); George Senesky, Philadelphia (East).  
East leads in series, 4 to 2.
- 1957—At Boston. Eastern All-Stars 109; Western All-Stars 97. Coaches—Red Auerbach, Boston (East); Bob Wanzer, Rochester (West).

### EAST LEADS IN SERIES, 5 TO 2

*Most Valuable Player Awards*—1951, Ed Macauley, Boston; 1952, Paul Arizin, Philadelphia; 1953, George Mikán, Minneapolis; 1954, Bob Cousy, Boston; 1955, Bill Sharman, Boston; 1956, Bob Pettit, St. Louis; 1957, Cousy.

# ALL-TIME FINAL LEAGUE STANDINGS

## 1946-47 Season

EASTERN DIVISION				WESTERN DIVISION				
				Games				
	Won	Lost	Pct. Behind		Won	Lost	Pct. Behind	
Washington	49	11	.817	Chicago	39	22	.639	
Philadelphia	35	25	.583	14	St. Louis	38	23	.623
NEW YORK	33	27	.550	16	Cleveland	30	30	.500
Providence	28	32	.467	21	Detroit	20	40	.333
Toronto	22	38	.367	27	Pittsburgh	15	45	.250
Boston	22	38	.367	27				

## 1947-48 Season

Philadelphia	27	21	.563	St. Louis	29	19	.604	
NEW YORK	26	22	.542	1	*Baltimore	28	20	.583
Boston	20	28	.417	7	*Chicago	28	20	.583
Providence	6	42	.125	21	*Washington	28	20	.583

\*In a special playoff for second place Chicago beat Washington and Baltimore beat Chicago. Thus Baltimore was awarded second, Chicago third and Washington fourth.

## 1948-49 Season

Washington	38	22	.633	Rochester	45	15	.750	
NEW YORK	32	28	.533	6	Minneapolis	44	16	.733
Baltimore	29	31	.483	9	Chicago	38	22	.633
Philadelphia	28	32	.467	10	St. Louis	29	31	.483
Boston	25	35	.417	13	Fort Wayne	22	38	.367
Providence	12	48	.200	26	Indianapolis	18	42	.300

## 1949-50 Season

Syracuse	51	13	.797	Indianapolis	39	25	.609	
NEW YORK	40	28	.588	13	Anderson	37	27	.578
Washington	32	36	.471	21	Tri-Cities	29	35	.453
Philadelphia	26	42	.382	27	Sheboygan	22	40	.355
Baltimore	25	43	.368	28	Waterloo	19	43	.306
Boston	22	46	.324	31	Denver	11	51	.177

## CENTRAL DIVISION

				Games			
	Won	Lost	Pct. Behind		Won	Lost	Pct. Behind
*Minneapolis	51	17	.750				
Rochester	51	17	.750				
*Fort Wayne	40	28	.588	11			
Chicago	40	28	.588	11			
St. Louis	26	42	.382	25			

\*Minneapolis beat Rochester in a playoff for first place, and Fort Wayne beat Chicago for third place.

## 1950-51 Season

Philadelphia	40	26	.606	Minneapolis	44	24	.647	
Boston	39	30	.565	2½	Rochester	41	27	.603
NEW YORK	36	30	.545	4	Fort Wayne	32	36	.471
Syracuse	32	34	.485	8	Indianapolis	31	37	.456
Baltimore	24	42	.364	16	Tri-Cities	25	43	.368
*Washington	10	25	.286	—				

\*Disbanded.

# ALL-TIME FINAL LEAGUE STANDINGS

## 1951-52 Season

	W.	L.	Pct.	G.B.		W.	L.	Pct.	G.B.
Syracuse .....	40	26	.606		Rochester .....	41	25	.621	
Boston .....	39	27	.591	1	Minneapolis .....	40	26	.606	1
<b>NEW YORK</b> .....	<b>37</b>	<b>29</b>	<b>.561</b>	<b>3</b>	Indianapolis .....	34	32	.515	7
Philadelphia .....	33	33	.500	7	Fort Wayne .....	29	37	.439	12
Baltimore .....	20	46	.303	20	Milwaukee .....	17	49	.258	24

## 1952-53 Season

<b>NEW YORK</b> .....	<b>47</b>	<b>23</b>	<b>.671</b>		Minneapolis .....	48	22	.686	
Syracuse .....	47	24	.662	½	Rochester .....	44	26	.629	4
Boston .....	46	25	.648	1½	Fort Wayne .....	36	33	.522	11½
Baltimore .....	16	54	.229	31	Indianapolis .....	28	43	.395	20½
Philadelphia .....	12	57	.174	34½	Milwaukee .....	27	44	.380	21½

## 1953-54 Season

<b>NEW YORK</b> .....	<b>44</b>	<b>28</b>	<b>.611</b>		Minneapolis .....	46	26	.639	
Boston .....	42	30	.583	2	Rochester .....	44	28	.611	2
Syracuse .....	42	30	.583	2	Fort Wayne .....	40	32	.556	6
Philadelphia .....	29	43	.403	15	Milwaukee .....	21	51	.292	25
Baltimore .....	16	56	.222	28					

## 1954-55 Season

Syracuse .....	43	29	.597		Fort Wayne .....	43	29	.597	
<b>NEW YORK</b> .....	<b>38</b>	<b>34</b>	<b>.528</b>	<b>5</b>	Minneapolis .....	40	32	.556	3
Boston .....	36	36	.500	7	Rochester .....	29	43	.403	14
Philadelphia .....	33	39	.458	10	Milwaukee .....	26	46	.361	17

## 1955-56 Season

Philadelphia .....	45	27	.625		Fort Wayne .....	37	35	.514	
Boston .....	39	33	.542	6	†Minneapolis .....	33	39	.458	4
<b>*NEW YORK</b> .....	<b>35</b>	<b>37</b>	<b>.486</b>	<b>10</b>	†St. Louis .....	33	39	.458	4
*Syracuse .....	35	37	.486	10	Rochester .....	31	41	.431	6

\*Syracuse beat New York in playoff for third place.

†Minneapolis beat St. Louis in playoff for second place.




## 1956-57 Season

Boston .....	44	28	.611		*St. Louis .....	34	38	.472	
Syracuse .....	38	34	.528	6	*Minneapolis .....	34	38	.472	
Philadelphia .....	37	35	.514	7	*Fort Wayne .....	34	38	.472	
<b>NEW YORK</b> .....	<b>36</b>	<b>36</b>	<b>.500</b>	<b>8</b>	Rochester .....	31	41	.431	3

\*In playoff for first place St. Louis won; Minneapolis placed second and Fort Wayne third.

## PAST LEAGUE CHAMPIONS

1946-47 .....	Philadelphia, beat Chicago	4 games to 1
1947-48 .....	Baltimore, beat Philadelphia	4 games to 2
1948-49 .....	Minneapolis, beat Washington	4 games to 2
1949-50 .....	Minneapolis, beat Syracuse	4 games to 2
1950-51 .....	Rochester, beat NEW YORK	4 games to 3
1951-52 .....	Minneapolis, beat NEW YORK	4 games to 3
1952-53 .....	Minneapolis, beat NEW YORK	4 games to 1
1953-54 .....	Minneapolis, beat Syracuse	4 games to 3
1954-55 .....	Syracuse, beat Fort Wayne	4 games to 3
1955-56 .....	Philadelphia, beat Fort Wayne	4 games to 1
1956-57 .....	Boston, beat St. Louis	4 games to 3



*William Naults*