


MADISON SQ GARDEN

KNICKS

1961 - 62

price 50c

MADISON SQUARE GARDEN



Irving Mitchell Felt
Chairman
Executive Committee




Adm. John J. Bergen
Chairman



Ned Irish
President

THE NEW YORK KNICKERBOCKERS

Fred Podesta	<i>Assistant to the President</i>
Eddie Donovan	<i>Coach</i>
John Goldner	<i>Business Manager</i>
Lester Scott	<i>Public Relations</i>
Don Friederichs	<i>Trainer</i>
Dr. Kazuo Yanagisawa	<i>Team Physician</i>
Vince Boryla	<i>Scout</i>
Red Holzman	<i>Scout</i>



FROM THE SPORTS LIBRARY OF
RETROSEASONS  **com**

www.retroseasons.com/library/

NEW YORK KNICKS 1960-61 SCHEDULE

At Home

Thurs., Oct. 19 Knicks-Chicago
Philadelphia-Los Angeles
Tues., Oct. 24 Knicks-St. Louis
Cincinnati-Los Angeles
Thurs., Oct. 26 Knicks-Cincinnati
Syracuse-St. Louis
Fri., Nov. 10 Knicks-Detroit
Harlem Magicians
Tues., Nov. 14 Knicks-Philadelphia
Syracuse-Cincinnati
Fri., Nov. 17 Knicks-Boston
Tues., Nov. 21 Knicks-Chicago
Los Angeles-Detroit
Fri., Nov. 24 Knicks-Los Angeles
Tues., Nov. 28 Knicks-Cincinnati
Boston-Detroit
Fri., Dec. 1 Knicks-Syracuse
Tues., Dec. 5 Knicks-Philadelphia
St. Louis-Chicago
Tues., Dec. 12 Knicks-Syracuse
Philadelphia-Detroit
Sun., Dec. 17 Knicks-Boston
Tues., Dec. 19 Knicks-St. Louis
Syracuse-Detroit
Mon., Dec. 25 Knicks-Philadelphia
Chicago-Detroit


Fri., Dec. 29 Knicks-Boston
Harlem Magicians
Tues., Jan. 2 Knicks-Detroit
Boston-St. Louis
Sun. Aft., Jan. 7 Knicks-Syracuse
Tues., Jan. 23 Knicks-Chicago
Boston-Los Angeles
Fri., Jan. 26 Knicks-Boston
Tues., Jan. 30 Knicks-Philadelphia
Sat. Aft., Feb. 3 Knicks-Cincinnati
Tues., Feb. 6 Knicks-Los Angeles
Syracuse-Chicago
Fri., Feb. 9 Knicks-Syracuse
Sun., Feb. 11 Knicks-Philadelphia
Wed., Feb. 14 Knicks-Boston
Sat. Aft., Feb. 17 Knicks-Los Angeles
Tues., Feb. 20 Knicks-Detroit
Philadelphia-Chicago
Fri., Feb. 23 Knicks-St. Louis
Tues., Feb. 27 Knicks-Syracuse
Harlem Magicians
Sun. Aft., Mar. 4 Knicks-Philadelphia
Tues., Mar. 6 Knicks-Boston
Fri., Mar. 9 Knicks-Los Angeles

Away

Sat., Oct. 21 at Philadelphia
Sat., Oct. 28 at Boston
Tues., Oct. 31 Cincinnati at St. Louis
Wed., Nov. 1 at Detroit
Fri., Nov. 3 at Chicago
Sat., Nov. 4 at St. Louis
Tues., Nov. 7 at Cincinnati
Wed., Nov. 8 Chicago at Detroit
Sat., Nov. 11 at Syracuse
Wed., Nov. 15 Syracuse at Philadelphia
Wed., Nov. 22 Syracuse at Boston
Sat., Nov. 25 at Boston
Wed., Dec. 6 at Detroit
Sat., Dec. 9 at St. Louis
Sun., Dec. 10 at Cincinnati
Wed., Dec. 13 Chicago at Boston
Fri., Dec. 15 St. Louis at Chicago
Thurs., Dec. 21 Boston at Providence
Sat., Dec. 23 at Boston
Wed., Dec. 27 at Philadelphia
Sat., Dec. 30 Cincinnati at Philadelphia
Wed., Jan. 3 Cincinnati at Detroit
Fri., Jan. 5 at Chicago

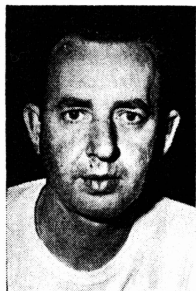
Sat., Jan. 6 Detroit at Syracuse
Fri., Jan. 12 St. Louis at Boston
Sun., Jan. 14 at Syracuse
Wed., Jan. 17 at Los Angeles
Fri., Jan. 19 at Los Angeles
Sun., Jan. 21 at St. Louis
Thurs., Jan. 25 at Chicago
Sat., Jan. 27 at Detroit
Wed., Jan. 31 at Syracuse
Fri., Feb. 2 Philadelphia at Boston
Sun., Feb. 4 at Boston
Thurs., Feb. 8 Philadelphia at Syracuse
Sat., Feb. 10 Chicago at Philadelphia
Fri., Feb. 16 Boston at Philadelphia
Sun., Feb. 18 at Syracuse
Thurs., Feb. 22 Los Angeles at Phila.
Sat., Feb. 24 Syracuse at Utica
Sun., Feb. 25 at Philadelphia
Wed., Feb. 28 Detroit at Chicago
Fri., Mar. 2 Philadelphia at Hershey
Wed., Mar. 7 Detroit at Boston
Sat., Mar. 10 at Chicago
Wed., Mar. 14 at Cincinnati

Home Court of the Knicks — Madison Square Garden



1961-62 NEW YORK KNICKERBOCKERS

COACH EDDIE DONOVAN



Eddie Donovan is a mild-mannered, 38-year old crew-cut native of Elizabeth, N. J., who was eminently successful as St. Bonaventure University coach for eight years. He led St. Bonaventure to the final of the 1960 Holiday Festival, in Madison Square Garden, losing to Ohio State by two points. The Bonnies also competed in the 1961 National Collegiate Championship and in four straight National Invitations. His eight-year win-loss record at St. Bonaventure was 139-57. Last season the Bonnies won 24, lost 4.

Donovan was named 1961 "Coach of the Year" by the New York Basketball Writers Association. His Bonnies last season were repeatedly No. 2 or No. 3 in national polls conducted by the Associated Press and

United Press-International, alternating with Bradley and Cincinnati for the No. 2 spot.

Donovan signed a two-year contract as coach of the New York Knicks, May 8, 1961, replacing Carl Braum who had held the post since Dec. 18, 1959. "I don't believe Eddie's lack of experience in professional basketball will be a handicap," said Ned Irish, president of Madison Square Garden. "He has seen the Knicks in person and on television frequently as well as the other clubs in the NBA. His St. Bonaventure teams always gave a fine account of themselves, even when they were overmatched in personnel. I'm confident he'll do a good job with the Knicks."

Donovan enrolled at St. Bonaventure in September, 1946. He played basketball three years, but retired in his senior season to coach the freshman team. Following a four-year Navy hitch he joined the St. Bonaventure faculty in 1953 after teaching in the Olean, N. Y. public school system and coaching the Olean High School team. His two-year scholastic record was 30 victories in 39 starts, including a sectional championship.


Eddie developed Tom Stith, All-America selection the last two years. Stith was runner-up to Oscar Robertson in national scoring in 1960 with a 31.5 average and third last season with a 29.6 norm.

PAST LEAGUE CHAMPIONS


1946-47	Philadelphia, beat Chicago	4 games to 1
1947-48	Baltimore, beat Philadelphia	4 games to 2
1948-49	Minneapolis, beat Washington	4 games to 2
1949-50	Minneapolis, beat Syracuse	4 games to 2
1950-51	Rochester, beat NEW YORK	4 games to 3
1951-52	Minneapolis, beat NEW YORK	4 games to 3
1952-53	Minneapolis, beat NEW YORK	4 games to 1
1953-54	Minneapolis, beat Syracuse	4 games to 3
1954-55	Syracuse, beat Fort Wayne	4 games to 3
1955-56	Philadelphia, beat Fort Wayne	4 games to 1
1956-57	Boston, beat St. Louis	4 games to 3
1957-58	St. Louis, beat Boston	4 games to 2
1958-59	Boston, beat Minneapolis	4 games to 0
1959-60	Boston, beat St. Louis	4 games to 3
1960-61	Boston, beat St. Louis	4 games to 1




WHITEY MARTIN




PHIL JORDON



DARRALL IMHOFF



SAM STITH



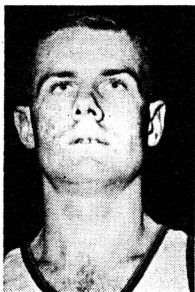
Coach Eddie Donovan (center) with Capt. Willie Naulls (left) and Richie Guerin. Naulls led the Knicks in scoring and rebounding last season, Guerin in assists. Richie was the club's top scorer for 1959-60.

1961-62 NEW YORK KNICKERBOCKERS

Coach—EDDIE DONOVAN

No.	Player	Age	Ht.	Wt.	Home
15	George Blaney	22	6-1	175	Jersey City, N. J.
12	Cleveland Buckner	23	6-7	210	Yazoo City, Miss.
10	Dave Budd	23	6-6	210	Woodbury, N. J.
14	Ed Burton	25	6-6	235	Detroit, Mich.
11	Johnny Green	27	6-5	195	Dayton, Ohio
9	Richie Guerin	29	6-4	195	Huntington, N. Y.
18	Darrall Imhoff	23	6-10	220	Palo Alto, Calif.
8	Phil Jordan	28	6-10	230	Tacoma, Wash.
7	Whitey Martin	22	6-2	185	Buffalo, N. Y.
6	Willie Naulls	27	6-7	225	Los Angeles, Calif.
16	Bill Smith	23	6-5	190	Jersey City, N. J.
17	Sam Stith	24	6-2	185	New York City

GEORGE BLANEY




Age—22, born in Jersey City, N. J., Nov. 12, 1939

Height—6 feet 1 inch. Weight—175 pounds

Home—Jersey City, N. J. College—Holy Cross

Last season Blaney was co-captain and star play-maker of Holy Cross, which won third place in the 1961 National Invitation Tournament in Madison Square Garden. He was one of the individual stars of the NIT, averaging 17 points for the four games. He scored 25 against Detroit, shooting a sensational 11 for 14 field goal attempts, including a string of six straight in the first half. He hit on 9 of 12 versus Providence in the semi-final. His tourney totals were 52 shots taken, 31 made for a .596 percentage. Blaney was a three-year starter for Holy Cross, winning All-New England honors as a sophomore. He averaged 11 assists for the Crusaders last season—13 in one stretch of 10 games—and was the team's mainstay on defense. Offensively, he was third to teammates John Foley and Tim Shea in all departments with a better than 12-point average. Blaney earned six letters in basketball and baseball at St. Peter's Prep, in Jersey City, and was voted Hudson County's outstanding athlete for 1957. He was a sophomore on the St. Peter's team which won the county, state and Jesuit championships and lost a triple overtime in the final of the Washington, D. C. tournament. Fine one-hand jump shooter from in front or in corners and tough to defense on drives.

CLEVELAND BUCKNER



Age—23, born in Yazoo County, Miss., Aug. 17, 1938

Height—6 feet 7 inches. Weight—210 pounds

Home—Yazoo City, Miss. College—Jackson State


Buckner, a Knick rookie, was named to the all-NAIA team the past two seasons (the only repeater) and was a member of the U. S. squad for the Olympic trials at Denver in 1960. He led the Southwest Athletic Conference in field goal percentage last year with .605, averaging 21.9 points for 26 games. He was runner-up in league rebounds with a 20.9 norm. In 1959-60 Buckner was second in NAIA rebounding with a 25.5 average while averaging 23.5 points. Red Holzman, of the Knicks' scouting staff, said Buckner can play the pivot and the outside where he makes good use of an accurate jump shot. "For a big fellow, Buckner is a very fine ball handler," said Holzman. "He has strong hands and split-second timing in hitting the open man for the good shot." Buckner, or "Bucky" as he likes to be called, is married. Wife's name is Joeneta. Started playing basketball in his senior year in high school.

DAVE BUDD

Age—23, born in Woodbury, N. J., Oct. 28, 1938

Height—6 feet 6 inches. Weight—210 pounds

Home—Woodbury, N. J. College—Wake Forest



The former Wake Forest star was the Knicks' No. 2 draft choice in 1960. He developed gradually last season, his first in the pros, and was regarded as one of the most promising newcomers to the NBA. Just when he was tabbed for a starting role in the second half of the 1960-61 campaign, Budd suffered a severe and prolonged virus and missed the Knicks' final 15 games. He scored 399 points, grabbed 297 rebounds and his 432 field goal percentage was second best on the club. Dick Garmaker led with .445. Dave led Wake Forest in scoring and rebounding in his sophomore and junior years. He sparked the Deacons to the 1959 Dixie Classic championship and to a first place tie with North Carolina in the Atlantic Coast Conference. His varsity totals at Wake Forest were 1,014 points, a 13.5 average for 75 games, and 682 rebounds, a 9.1 norm. His best Deacon season was as a sophomore when he scored 364 points, averaging 15.8, to be named to the second team All-ACC. His figures last season with the Knicks:

	<i>Games</i>	<i>Points</i>	<i>Average</i>	<i>Rebounds</i>	<i>Assists</i>
1960-61	61	399	6.5	297	45

DAVE BUDD'S 1960-61 SCORING AGAINST NBA RIVALS

	<i>Games</i>	<i>Average</i>	<i>Field</i>	<i>Free</i>	<i>Total</i>	<i>Average</i>
	<i>Minutes</i>	<i>Goals</i>	<i>Throws</i>	<i>Points</i>	<i>Points</i>	<i>Points</i>
Syracuse	11	20.4	36	23	95	8.6
Philadelphia	9	20.1	34	7	75	8.3
Boston	11	17.8	29	14	72	6.5
Detroit	7	18.0	13	21	47	6.7
Los Angeles	8	19.0	17	12	46	5.7
St. Louis	7	14.0	15	6	36	5.1
Cincinnati	8	12.4	12	4	28	3.5
Totals	61	1075	156	87	399	6.5
Field goal percentage432	
Free throw percentage649	

KNICKS SCORING FOR 1960-61 SEASON

	<i>G.</i>	<i>FG</i>	<i>FG</i>	<i>FT</i>	<i>FT</i>	<i>Re-</i>	<i>As-</i>	<i>Total</i>	<i>Avg.</i>
		<i>Made</i>	<i>Pct.</i>	<i>Made</i>	<i>Pct.</i>	<i>bounds</i>	<i>sists</i>	<i>Pts.</i>	<i>Pts.</i>
Willie Naulls	79	737	.428	372	.816	1055	191	1846	23.4
Richie Guerin	79	612	.396	496	.792	628	503	1720	21.8
Dick Garmaker	71	415	.445	275	.768	277	220	1105	15.6
Phil Jordan	79	360	.386	208	.725	674	181	928	11.7
Johnny Green	78	326	.403	145	.521	818	97	797	10.2
Kenny Sears	52	241	.424	268	.830	293	102	750	14.4
Charlie Tyra	59	199	.362	120	.693	395	82	518	8.8
Bob McNeill	75	166	.389	105	.833	123	238	437	5.8
Dave Budd	61	156	.432	87	.649	297	45	399	6.5
Jim Palmer	56	125	.403	44	.677	179	30	294	5.2
Darrall Imhoff	62	122	.393	49	.510	296	51	293	4.7
Phil Rollins	61	105	.371	56	.659	94	119	266	4.4
Carl Braun	15	37	.468	11	.786	31	48	85	5.7
Jack George	16	31	.333	20	.667	32	39	82	5.1
Whitey Bell	5	7	.389	1	.333	7	1	15	3.0

Phil Jordan—Cincinnati 48 games, New York 31 games.

Phil Rollins—St. Louis 21 games, New York 40 games.

All-Time Garden Pro Records

PLAYER Full Game

- Most Points—71 (NBA record) by Elgin Baylor of Los Angeles vs. New York, Nov. 15, 1960.
Most FGA—48, by Elgin Baylor of Los Angeles vs. New York, Nov. 15, 1960.
Most FGM—28, (NBA record) by Elgin Baylor of Los Angeles vs. New York, Nov. 15, 1960.
Most FTA—26, by Richie Guerin, New York vs. Syracuse, Dec. 11, 1959.
Most FTM—21, by Richie Guerin, New York vs. Syracuse, Dec. 11, 1959.
Most Rebounds—38, by Wilt Chamberlain of Philadelphia vs. Los Angeles, Nov. 29, 1960.
Most Assists—21, by Richie Guerin, New York vs. St. Louis, Dec. 12, 1958.
Most Personals—8, on Jack Toomay, Baltimore vs. New York, March 26, 1949.

One Half

- Most Points—37, by Elgin Baylor of Los Angeles vs. New York, Nov. 15, 1960.
Most FGA—28, by Elgin Baylor of Los Angeles vs. New York, Nov. 15, 1960.
Most FGM—15, by Elgin Baylor of Los Angeles vs. New York, Nov. 15, 1960.
Most FTA—15, by Richie Guerin, New York vs. Syracuse, Dec. 11, 1959.
Most FTM—12, by Richie Guerin, New York vs. Syracuse, Dec. 11, 1959.
Most Rebounds—22, by Bill Russell, Boston vs. New York, Feb. 6, 1960, and by Wilt Chamberlain of Philadelphia vs. Los Angeles, Nov. 29, 1960.
Most Assists—11, by Richie Guerin, New York vs. St. Louis, Dec. 12, 1958.
Most Personals—6 on Wayne Embry, Cincinnati vs. St. Louis, Dec. 8, 1959, 6 on Jack Toomay, Baltimore vs. New York, March 26, 1949.

One Quarter

- Most Points—26, by Cliff Hagan, St. Louis vs. New York, Feb. 4, 1958.
Most FGA—18, by Elgin Baylor of Los Angeles vs. New York, Nov. 15, 1960.
Most FGM—12, by Cliff Hagan, St. Louis vs. New York, Feb. 4, 1958.
Most FTA—10, by Elgin Baylor of Los Angeles vs. New York, Nov. 15, 1960.
Most FTM—8, by Richie Guerin, New York vs. Syracuse, Dec. 11, 1959, and by Elgin Baylor of Los Angeles vs. New York, Nov. 15, 1960.
Most Rebounds—14, by Bill Russell, Boston vs. New York, Feb. 6, 1960.
Most Assists—8, by Richie Guerin, New York vs. St. Louis, Dec. 12, 1958.
Most Personals—6 on Connie Dierking, Syracuse vs. Cincinnati, Nov. 17, 1959.

ONE TEAM Full Game

- Most Points—152, by New York vs. Syracuse, Dec. 11, 1959.
Most FGA—136, by Boston vs. Detroit, one overtime, Nov. 15, 1960. 135, by New York vs. Syracuse, regular playing time, Dec. 11, 1959.
Most FGM—61, by New York vs. Syracuse, Dec. 11, 1959.
Most FTA—64, by New York vs. Baltimore, March 26, 1949.
Most FTM—51, by New York vs. Baltimore, March 26, 1949.
Most Rebounds—107, by Detroit vs. Boston, one overtime, Nov. 15, 1960. 103, by Boston vs. New York, regular playing time, Dec. 8, 1959.
Most Assists—40, by New York vs. St. Louis, Nov. 26, 1957.
Most Personals—53, by Baltimore vs. New York, March 26, 1949.
Most Disqualifications—6 on Baltimore vs. New York, March 26, 1949.

One Half

- Most Points—81, by New York vs. Syracuse, Feb. 16, 1960.
Most FGA—68, by New York vs. Syracuse, Dec. 11, 1959.
Most FGM—33, by New York vs. Syracuse, Feb. 16, 1960.
Most FTA—36, by New York vs. Baltimore, March 26, 1949.
Most FTM—29, by New York vs. Baltimore, March 26, 1949.
Most Rebounds—58, by Boston vs. New York, Dec. 8, 1959.
Most Assists—20, by New York vs. St. Louis, Nov. 26, 1957.
Most Personals—32, on Baltimore vs. New York, March 26, 1949.
Most Disqualifications—5, on Baltimore vs. New York, March 26, 1949; 5, on New York vs. Baltimore, March 26, 1949.

One Quarter

- Most Points—45, by New York vs. Boston, March 19, 1955; 45, by New York vs. Philadelphia, Nov. 3, 1957.
Most FGA—35, by New York vs. Syracuse, Dec. 11, 1959.
Most FGM—20, by Philadelphia vs. St. Louis, Feb. 15, 1961.

(Continued on Page 20)

KNICKS' SELECT CIRCLE FOR 1960-61

MOST POINTS IN ONE GAME (35 or more)

	<i>Goals</i>	<i>Fouls</i>	<i>Pts.</i>
Willie Naulls vs. Detroit at New York, Feb. 7, 1961	23*	3	49
Richie Guerin vs. Philadelphia at New York, Jan. 27, 1961	14	14	42
Willie Naulls vs. Philadelphia at Philadelphia, March 9, 1961	17	7	41
Richie Guerin vs. Boston at Boston, Feb. 11, 1961	9	22*	40
Willie Naulls vs. Cincinnati at New York, Oct. 20, 1960	15	7	37
Willie Naulls vs. St. Louis at New York, Dec. 2, 1960	15	6	36
Willie Naulls vs. Los Angeles at New York, Nov. 15, 1960	14	7	35
Richie Guerin vs. Detroit at Philadelphia, Nov. 26, 1960	16	3	35
Richie Guerin vs. Detroit at Detroit, Jan. 20, 1961	14	7	35
Willie Naulls vs. Los Angeles at Boston, March 1, 1961	13	9	35

* All-time Knick records.

MOST FIELD GOALS IN ONE GAME (15 or more)

	<i>FGA</i>	<i>FGM</i>
Willie Naulls vs. Detroit at New York, Feb. 7, 1961	35	23*
Willie Naulls vs. Philadelphia at Philadelphia, March 9, 1961	30	17
Richie Guerin vs. Detroit at Philadelphia, Nov. 26, 1960	32	16
Willie Naulls vs. Cincinnati at New York, Oct. 20, 1960	27	15
Willie Naulls vs. Philadelphia at New York, Nov. 10, 1960	27	15
Willie Naulls vs. St. Louis at New York, Dec. 2, 1960	28	15
Willie Naulls vs. Philadelphia at Boston, Dec. 21, 1960	28	15
Richie Guerin vs. Philadelphia at Philadelphia, March 9, 1961	27	15

* All-time Knick record.

MOST FOUL SHOTS IN ONE GAME (12 or more)

	<i>FTA</i>	<i>FTM</i>
Richie Guerin vs. Boston at Boston, Feb. 11, 1961	23	22*
Kenny Sears vs. Boston at New York, Dec. 13, 1960	21	18
Richie Guerin vs. St. Louis at New York, Dec. 2, 1960	16	14
Richie Guerin vs. Philadelphia at New York, Jan. 27, 1961	18	14
Kenny Sears vs. Syracuse at Syracuse, Dec. 3, 1960	14	14
Kenny Sears vs. Boston at Philadelphia, Dec. 1, 1960	13	13
Richie Guerin vs. Syracuse at New York, Nov. 11, 1960	13	12
Richie Guerin vs. St. Louis at New York, Nov. 22, 1960	16	12
Kenny Sears vs. Detroit at Philadelphia, Nov. 26, 1960	13	12

* All-time Knick record.

MOST ASSISTS IN ONE GAME (12 or more)

Richie Guerin vs. Syracuse at New York, Dec. 20, 1960	17
Richie Guerin vs. Cincinnati at Cincinnati, Dec. 14, 1960	15
Richie Guerin vs. Philadelphia at New York, Nov. 10, 1960	13
Dick Garmaker vs. Detroit at Detroit, Jan. 20, 1961	12
Richie Guerin vs. Syracuse at New York, Nov. 11, 1960	12
Richie Guerin vs. Philadelphia at New York, Jan. 27, 1960	12

MOST REBOUNDS IN ONE GAME (23 or more)

Willie Naulls vs. Philadelphia at Philadelphia, Nov. 19, 1960	26
Johnny Green vs. Detroit at Philadelphia, Nov. 26, 1960	24
Willie Naulls vs. Detroit at New York, Feb. 7, 1961	24
Willie Naulls vs. Syracuse at New York, Jan. 3, 1961	23
Willie Naulls vs. Philadelphia at New York, Jan. 8, 1961	23

JOHNNY GREEN



Age—28, born in Dayton, Ohio, Dec. 8, 1933

Height—6 feet 5 inches. Weight—200 pounds

Home—Dayton, Ohio. College—Michigan State

The former Michigan State star, co-captain of the 1959 Big Ten champion, showed marked improvement last season as a pro sophomore with the Knicks. He scored 787 points for a 10.2 average and grabbed 818 rebounds for runner-up spot in that department to Willie Naulls. In his first campaign with New York, 1959-60, Green had 481 points for a 7.0 norm and 539 rebounds. For his height, 6-5, Johnny is considered the best jumper in the NBA and, in the past two years, had some memorable nights against the 7-1 Wilt Chamberlain. In September of 1960 Green was the standout player in the Knicks' training camp with his hustle, scoring and rebounding, but he had to undergo surgery and missed three weeks of conditioning. At Michigan State, Johnny was named to the All-Big Ten team three straight years. His career total of 1,062 points was third highest in Spartain history. He set a Big Ten record during the 1957-58 campaign for the best field goal percentage with .538. Never played high school basketball. Learned the sport while serving with the Marines. Unanimous selection for the all-service five after leading Atsugi Air Base (Japan) to the Central Command crown. Amazing leaper, easily clearing the rim of the basket.

	<i>Games</i>	<i>Points</i>	<i>Average</i>	<i>Rebounds</i>	<i>Assists</i>
1959-60	69	481	7.0	539	52
1960-61	78	787	10.2	818	97

JOHNNY GREEN'S 1960-61 SCORING AGAINST NBA RIVALS

	<i>Games</i>	<i>Average Minutes</i>	<i>Field Goals</i>	<i>Free Throws</i>	<i>Total Points</i>	<i>Average Points</i>
Syracuse	13	25.1	62	30	154	11.9
Cincinnati	10	23.2	57	26	140	14.0
Boston	13	21.3	47	25	119	9.1
Philadelphia	13	23.1	51	16	118	9.0
St. Louis	10	21.6	46	13	105	10.5
Los Angeles	10	19.8	32	20	84	8.4
Detroit	9	25.9	31	15	77	8.5
Totals	78	1784	326	145	797	10.2
Field goal percentage403	
Free throw percentage521	

MOST NBA POINTS ONE GAME BY CURRENT KNICKS

	<i>Points</i>	<i>Rival</i>	<i>Where</i>	<i>When</i>
Richie Guerin	57	Syracuse	New York	Dec. 11, 1959
Willie Naulls	49	Detroit	New York	Feb. 7, 1961
Johnny Green	27	Philadelphia	New York	Feb. 21, 1960
Phil Jordan	26	Boston	Boston	Feb. 3, 1961
	33	St. Louis	Detroit	Oct. 25, 1958
Dave Budd	22	Philadelphia	Philadelphia	Jan. 2, 1961
Darrall Imhoff	13	Syracuse	Rochester	Jan. 7, 1961


Then with the Detroit Pistons.

RICHIE GUERIN

Age—29, born in Bronx, N. Y., May 29, 1932

Height—6 feet 4 inches. Weight—195 pounds

Home—Huntington Station, N. Y. College—Iona



This is Guerin's sixth season with the Knicks. The versatile backcourt man led the clubs in scoring for 1959-60 with 1,615 points, a 21.8 average. Last season he raised his point total to 1,720 but was runner-up to Willie Naulls. Richie topped the Knicks in assists the past three years and he is a surprisingly skilled rebounder for his height. Guerin was the third highest scoring guard in the NBA last season, trailing only Oscar Robertson (Cincinnati) and Gene Shue (Detroit). He was most effective facing the stronger rivals, averaging 23.6 points against Philadelphia; 23.3 versus Boston and 21.6 against St. Louis. He had a notable night in Boston last Feb. 11 when he made 22 of 23 foul shots, an NBA high for the campaign, against the Celtics. But his greatest evening was in Madison Square Garden, Dec. 11, 1959, when he scored 57 points against Syracuse, an all-time Knick high. His exploits earned him selection to the East squad for the last four NBA East-West All-Star Games. Guerin scored 519 points for a 24.7 average at Iona College in 1953-54 to lead the New York area. He was drafted by the Knicks in 1954, but served two years with the Quantico Marines. He was second to Kenny Sears for team scoring in 1958-59 with 1,291 points, an 18.2 average.


	<i>Games</i>	<i>Points</i>	<i>Average</i>	<i>Rebounds</i>	<i>Assists</i>
1956-57	72	695	9.7	334	182
1957-58	63	1041	16.5	489	317
1958-59	71	1291	18.2	518	364*
1959-60	74	1615*	21.8*	505	468*
1960-61	79	1720	21.8	628	503*

* Team leader.

RICHIE GUERIN'S 1960-61 SCORING AGAINST NBA RIVALS

	<i>Games</i>	<i>Average Minutes</i>	<i>Field Goals</i>	<i>Free Throws</i>	<i>Total Points</i>	<i>Average Points</i>
Philadelphia	13	40.2	106	95	307	23.6
Boston	13	39.9	110	83	303	23.3
Detroit	10	41.5	97	58	252	25.2
Syracuse	13	34.3	80	81	241	18.5
St. Louis	10	36.7	74	68	216	21.6
Cincinnati	10	37.3	72	66	210	21.0
Los Angeles	10	39.1	73	45	191	19.1
Totals	79	3034	612	496	1720	21.8
Field goal percentage396	
Free throw percentage792	

DARRALL IMHOFF



Age—23, born in Los Angeles, Oct. 11, 1938
Height—6 feet 10 inches. **Weight**—220 pounds
Home—Palo Alto, Calif. **College**—California

This is the big California's second season with the New York Knicks. He didn't see much action last year, playing 994 minutes in 62 games. He scored 293 points and took 296 rebounds. Imhoff was a unanimous All-America selection in his final season at California and a member of the 1960 championship U. S. Olympic team at Rome. In college play his forte was defense, but he led California in scoring as a senior with 410 points for a 13.7 average and was runner-up in 1958-59 with an 11.5 norm. Both years he led the Bears in rebounds—371 as a senior and 318 as a junior. Imhoff made the all-tournament team in every post-season and pre-season event in which he played, including the All-NCAA final at Louisville in 1959 and at San Francisco in 1960. He was voted All-Northern California player-of-the-year in both 1959 and 1960. Five times in 1960 Imhoff topped the 20-point mark, an outstanding accomplishment for the defense-minded Bears. His season high was 25 against Oscar Robertson-led Cincinnati in California's 77-69 victory in the NCAA Western championship game. Darrall was the leading rebounder, with 14, in the 1960 East-West Game in Madison Square Garden. He is a natural southpaw.

	<i>Games</i>	<i>Points</i>	<i>Average</i>	<i>Rebounds</i>	<i>Assists</i>
1960-61	62	293	4.7	296	51

DARRALL IMHOFF'S 1960-61 SCORING AGAINST NBA RIVALS

	<i>Games</i>	<i>Average Minutes</i>	<i>Field Goals</i>	<i>Free Throws</i>	<i>Total Points</i>	<i>Average Points</i>
St. Louis	10	23.4	35	11	81	8.1
Syracuse	12	19.5	31	15	77	6.4
Boston	8	14.4	16	4	36	4.5
Detroit	10	15.5	14	4	32	3.2
Los Angeles	9	13.4	12	8	32	3.5
Cincinnati	8	13.1	7	7	21	2.6
Philadelphia	5	7.0	7	0	14	2.8
Totals	62	999	122	49	293	4.7
Field goal percentage393	
Free throw percentage510	

KNICKS' PLAYOFF RESULTS AGAINST EACH RIVAL

<i>Won</i>	<i>Lost</i>		<i>Won</i>	<i>Lost</i>
2	1	Syracuse Nationals	7	9
0	2	Boston Celtics	8	6
5	3	Minneapolis Lakers	4	8
3	2	Rochester Royals	3	4


KNICKS WON 32 GAMES, LOST 35

PHIL JORDON

Age—28, born in Lakeport, Calif., Sept. 12, 1933

Height—6 feet 10 inches. Weight—215 pounds

Home—Tacoma, Wash. College—Whitworth (Wash.)



Jordan, who first joined the Knicks in 1957 and was sold to the Detroit Pistons the following season, returned to New York last Jan. 18, 1961, when he was purchased from the Cincinnati Royals. In 31 games with the Knicks he averaged 13.1 points and was fourth in rebounds. His overall totals for 79 games (48 with the Royals) were 928 points, for an 11.7 average, and 674 rebounds. Jordan was one of the top scorers for Detroit in 1958-59 with a 14.3 norm and the following season, with Cincinnati, hit at a 13.4 pace. He was the Royals' hero when they ended the Boston Celtics' streak of 17 straight, Jan. 1, 1960. Jordan scored 31 points and grabbed 20 rebounds. Jordan, a Northern California Wilacki Indian, is one of the tallest players in the NBA at 6-10. He can play either the pivot or a forward position. His best evening as a collegian at Whitworth was 48 points against the University of Montana in 1956, and as a pro 33 versus St. Louis in 1958. He played his high school basketball at Willits, Calif. (3 years), and at Redding, Calif. (1 year). He has twin brothers, Larry and Perry, who made all-city at North Central High in Spokane. Phil is an accomplished guitar player and has umpired in Little League baseball.

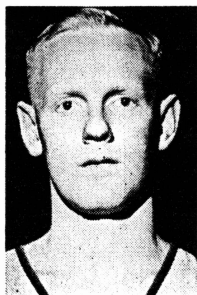
	<i>Games</i>	<i>Points</i>	<i>Average</i>	<i>Rebounds</i>	<i>Assists</i>
1956-57 (N. Y.)	9	44	4.9	34	2
1957-58 (N. Y.-Det.) 58		450	7.8	301	37
1958-59 (Detroit)	72	1029	14.3	594	83
1959-60 (Cincinnati)...	75	1004	13.4	624	207
1960-61 (Cin.-N. Y.) 79		928	11.7	674	181

PHIL JORDON'S 1960-61 SCORING AGAINST NBA RIVALS

NOTE—Jordan was purchased by the Knicks from Cincinnati, Jan. 18, 1961. Following are his figures for the 31 games he played with New York.

	<i>Games</i>	<i>Average Minutes</i>	<i>Field Goals</i>	<i>Free Throws</i>	<i>Total Points</i>	<i>Average Points</i>
Philadelphia	6	35.1	51	10	112	18.6
Boston	5	29.2	29	11	69	13.8
St. Louis	6	28.8	21	24	66	11.0
Syracuse	5	27.2	20	13	53	10.6
Detroit	4	28.5	15	19	49	12.2
Cincinnati	3	26.0	12	7	31	10.3
Los Angeles	2	33.0	10	5	25	12.5
Totals	31	924	158	89	405	13.0
Overall	79	2064	360	208	928	11.7
Field goal percentage (overall)386	
Free throw percentage (overall)725	

WHITEY MARTIN



Age—22, born in Buffalo, N. Y., April 11, 1939

Height—6 feet 2 inches. Weight—185 pounds

Home—Buffalo, N. Y. College—St. Bonaventure

Co-captained St. Bonaventure last season with Tom Stith. Outstanding playmaker for the Bonnies the past two years and one of the best defensive players in college competition. He has exceptionally quick hands and a good two-hand set shot. His scoring average for two campaigns was 12.5, but his true value to the Bonnies was "setting up" the high scoring pair of Stith and Fred Crawford. "Martin is a heck of a guard," said Knick coach Eddie Donovan, former St. Bonaventure mentor. "He's a real hard nosed, quick-moving kid who fights all the way. On defense for the Bonnies he always drew the other team's best scorer. He is a better offense player than his average indicates. He knew he could help us the most by getting the ball to Stith and Crawford." Whitey is a product of Buffalo's Timon High School. He was cut from high school team in both sophomore and junior season. Whitey was only 5-6 at the time, but played with college-aged players in independent ball. He grew four inches and made team in senior year and was the leading scorer with 18 point average. Married to a nurse, Leanora, last August.

KNICKS ALL-TIME RECORD AGAINST CURRENT RIVALS

Boston	67	82	†Los Angeles	48	53
Syracuse	61	71	‡Cincinnati	53	48
Philadelphia	71	78	§Detroit	56	45
*St. Louis	41	47	Chicago (First Season)		

*Formerly Milwaukee. †Formerly Minneapolis. ‡Formerly Rochester. §Formerly Ft. Wayne.

HOW NBA LEADERS SCORED AGAINST KNICKS

1960-61 Season


	Games	Average Minutes	Field Goals	Free Throws	Total Points	Average Points
Wilt Chamberlain, Philadelphia	13	48.5	213	104	530	40.8
Elgin Baylor, Los Angeles	10	42.3	138	87	363	36.3
Oscar Robertson, Cincinnati	9	43.6	86	89	261	29.0
Bob Pettit, St. Louis	10	39.6	106	72	284	28.4
Clyde Lovellette, St. Louis	8	32.3	77	44	198	24.8
Bailey Howell, Detroit	10	39.4	74	96	244	24.4
Jack Twyman, Cincinnati	10	34.0	94	50	238	23.8
Paul Arizin, Philadelphia	13	36.1	104	78	286	22.0
Cliff Hagan, St. Louis	9	35.1	77	41	195	21.7
Tom Heinsohn, Boston	13	29.7	106	67	279	21.5
Gene Shue, Detroit	10	45.5	82	46	210	21.0
Hal Greer, Syracuse	13	37.8	108	55	271	20.8
Dolph Schayes, Syracuse	13	34.2	88	84	260	20.0

WILLIE NAULLS

Age—27, born in Dallas, Texas, Oct. 17, 1934

Height—6 feet 6½ inches. Weight—225 pounds

Home—Los Angeles, Calif. College—UCLA



Naulls set an all-time Knicks scoring record last season with 1,846 points in 79 games for a 23.4 average, seventh best performance in the NBA. He also led New York in rebounds for the fourth straight year. His 1,055 total last Winter was sixth in the league. This is his sixth year with the Knicks. The former UCLA ace, named to the East All Star Team three of the past four years, averaged better than 21 points against all league rivals. His best single game performance last season was 49 points versus Detroit, in Madison Square Garden, Feb. 7, when his 23 field goals broke the former club mark of 18 held jointly by Richie Guerin and Carl Braun. Naulls was second in team scoring to Guerin in 1959-60 with 1,388 points for a 21.3 average. He missed 10 games that campaign because of injuries. Willie, an All-America at UCLA, was drafted by the St. Louis Hawks in 1956. After 19 games he was traded to New York for Slater Martin, Dec. 10, 1956. The following campaign he was runner-up to Kenny Sears in Knick scoring with an 18.1 average and in 1958-59 he was third to Sears and Guerin with 15.7. Willie led UCLA to the Pacific Coast Conference title in his senior year, setting a new school mark of 661 points in 28 games, an average of 23.6. He was the first Bruin ever to top 600 in one campaign. Willie first showed in the Garden in 1955 with UCLA in the Holiday Festival. The Bruins lost the final to San Francisco, but Naulls outscored Bill Russell, 71-67, for three games and 18-17 in the championship test.


	<i>Games</i>	<i>Points</i>	<i>Average</i>	<i>Rebounds</i>	<i>Assists</i>
1956-57	71	718	10.1	617	84
1957-58	68	1228	18.1	799*	97
1958-59	68	1068	15.7	723*	102
1959-60	65	1388	21.3	921*	138
1960-61	79	1846*	23.4*	1055*	191

* Team leader.

WILLIE NAULLS' 1960-61 SCORING AGAINST NBA RIVALS

	<i>Games</i>	<i>Average Minutes</i>	<i>Field Goals</i>	<i>Free Throws</i>	<i>Total Points</i>	<i>Average Points</i>
Boston	13	40.0	118	71	307	23.6
Philadelphia	13	40.4	125	48	298	22.9
Syracuse	13	32.8	113	54	280	21.5
Detroit	10	37.4	100	48	248	24.8
Cincinnati	10	39.2	95	57	247	24.7
Los Angeles	10	36.8	97	52	246	24.6
St. Louis	10	37.1	89	42	220	22.0
Totals	79	2976	737	372	1846	23.4
Field goal percentage428	
Free throw percentage816	

BILL SMITH



Age—23, Born in Jersey City, N. J., Jan. 24, 1938

Height—6 feet 5 inches. Weight—190 pounds

Home—Jersey City, N. J. College—St. Peter's

Rookie Bill Smith averaged 25 points a game for three years with St. Peter's College (Jersey City). He was a unanimous selection for the 1961 All-Met Area first team. Bill captained St. Peter's last season and holds all of the Peacock's major scoring records. He was the first St. Peter's player to top 1,000 points (1,036) at the end of his junior year. His three-season total was 1,612. Before entering St. Peter's, Smith attended Jersey City's Dickinson High and New York Military Academy. Don Kennedy, St. Peter's coach,

said: "Smith is the type of player who could go well in the pros. He's big enough, quick enough, aggressive and he has the necessary shots. Although 6-5, normally the height of a college forward, Bill played a lot of back-court for us because he's an excellent ball handler as well as a scorer." Smith was vice president of his freshman and sophomore classes and president of his junior class. He married at the end of his junior term. Wife's name is Angie and the couple have a daughter, Lisa. He ran cross country in soph and junior years to stay in shape. "The team only had four runners," he says, "and needed a fifth."

NBA ALL-STAR GAME RESULTS

- 1951—At Boston. Eastern All-Stars 111; Western All-Stars 94. Coaches—Joe Lapchick, New York (East); John Kundla, Minneapolis (West).
- 1952—At Boston. Eastern All-Stars 108; Western All-Stars 91. Coaches—Al Cervi, Syracuse (East); John Kundla, Minneapolis (West).
- 1953—At Fort Wayne. Western All-Stars 79; Eastern All-Stars 75. Coaches—John Kundla, Minneapolis (West); Joe Lapchick, New York (East).
- 1954—At New York. Eastern All-Stars 98; Western All-Stars 93 (one overtime). Coaches—Joe Lapchick, New York (East); John Kundla, Minneapolis (West).
- 1955—At New York. Eastern All-Stars 100; Western All-Stars 91. Coaches—Al Cervi, Syracuse (East); Charlie Eckman, Fort Wayne (West).
- 1956—At Rochester. Western All-Stars 108; Eastern All-Stars 94. Coaches—Charlie Eckman, Fort Wayne (West); George Senesky, Philadelphia (East).
- 1957—At Boston. Eastern All-Stars 109; Western All-Stars 97. Coaches—Red Auerbach, Boston (East); Bob Wanzer, Rochester (West).
- 1958—At St. Louis. Eastern All-Stars 130; Western All-Stars 118. Coaches—Red Auerbach, Boston (East); Alex Hannum, St. Louis (West).
- 1959—At Detroit. Western All-Stars 124; Eastern All-Stars 108. Coaches—Ed Macauley, St. Louis (West); Red Auerbach, Boston (East).
- 1960—At Philadelphia. Eastern All Stars 125; Western All Stars 115. Coaches—Red Auerbach, Boston (East); Ed Macauley, St. Louis (West).
- 1961—At Syracuse. Western All Stars 153; Eastern All Stars 131. Coaches—Paul Seymour (West); Red Auerbach (East).

EAST LEADS IN SERIES, 7 TO 4

Most Valuable Player Award—1951, Ed Macauley, Boston; 1952, Paul Arizin, Philadelphia; 1953, George Mikan, Minneapolis; 1954, Bob Cousy, Boston; 1955, Bill Sharman, Boston; 1956, Bob Pettit, St. Louis; 1957, Bob Cousy, Boston; 1958, Bob Pettit, St. Louis; 1959, Co-Winners Bob Pettit, St. Louis, and Elgin Baylor, Minneapolis; 1960, Wilt Chamberlain, Philadelphia; 1961, Oscar Robertson, Cincinnati.


SAM STITH

Age—24, born in Greenville County, Va.

Height—6 feet 2 inches. Weight—185 pounds

Home—New York City. College—St. Bonaventure

Sam is the older brother of Tom Stith with whom he co-starred for two seasons at St. Bonaventure University. The New York Knicks acquired Sam last Summer from the Cincinnati Royals, who drafted him in April of 1960. However, after being graduated from St. Bonaventure he was called to military service and did not join the Royals. Sam captained the Bonnies in his senior year when he averaged 19.5 points. That campaign the Stith brothers had a combined total of 51.5 points per game. Sam first hit the basketball headlines at St. Frances Prep, Brooklyn, twice being named to the All-Met Area team. As a Knick, Sam rejoins his St. Bonaventure mentor, Eddie Donovan, now coach of the Madison Square Garden squad. "I am very happy to have Sam," said Donovan. "He has the qualities of a good back-court man. He's quick on the fast break and in moving the ball downcourt. He spots the open man, gets his jump shots away rapidly and accurately and he's better than average on defense."




ED BURTON

Age—22, born Aug. 13, 1939, in Blythville, Ark.

Height—6 feet 6 inches. Weight—235 pounds

Home—Muskegon, Mich. College—Michigan State

In spite of his rookie status in the NBA, Burton has been around. He was born in Arkansas, but his family moved to Michigan when he was two years old, and he has been on the move ever since. After setting two Michigan high school scoring records he entered Michigan State, but quit after his freshman year to join the Harlem Globetrotters. For the next eighteen months he toured with the Trotters, playing in every state of the Union alongside Wilt Chamberlain. In one three day period in Alaska the temperature was 45 degrees below zero. Ed quit the Globetrotters two years ago when he married, and joined the Allentown team in the Eastern League. He helped Allentown win the league championship last winter. His best single game with Allentown was 37 points against Wilkes-Barre.



All-Time Garden Pro Records

(Continued from Page 10)

- Most FTA—27, by New York vs. Minneapolis, Dec. 1, 1959.
- Most FTM—19, by New York vs. Minneapolis, Dec. 1, 1959; 19, by Boston vs. Minneapolis, Feb. 16, 1964.
- Most Rebounds—31, by New York vs. Syracuse, Dec. 11, 1959.
- Most Assists—14, by Philadelphia vs. Syracuse, Dec. 6, 1960.
- Most Personals—17, on Baltimore vs. New York, March 26, 1949.
- Most Disqualifications—4, on Baltimore vs. New York, March 26, 1949.

TWO TEAMS

Full Game

- Most Points—273 (New York 152, Syracuse 121), Dec. 11, 1959.
- Most FGA—260 (Boston 136, Detroit 124, one overtime), Nov. 15, 1960, 249 (New York 127, Boston 122, regular playing time), Feb. 6, 1960.
- Most FGM—111 (Boston 58, New York 53), Feb. 28, 1960.
- Most FTA—118 (New York 64, Baltimore 54), March 26, 1949.
- Most FTM—98 (New York 51, Baltimore 47), March 26, 1949.
- Most Rebounds—188 (Detroit 107, Boston 81, one overtime), Nov. 15, 1960. 172 (Boston 103, New York 69, regular playing time), Dec. 8, 1959.
- Most Assists—76 (New York 40, St. Louis 36), Nov. 26, 1957.
- Most Personals—100 (Baltimore 53, New York 47), March 26, 1949.
- Most Disqualifications—11 (Baltimore 6, New York 5), March 26, 1949.

One Half

- Most Points—144 (New York 81, Syracuse 63), Feb. 16, 1960.
- Most FGA—130 (Boston 67, New York 63), Feb. 6, 1960.
- Most FGM—62 (New York 33, Syracuse 29), March 1, 1960.
- Most FTA—68 (New York 36, Baltimore 32), March 26, 1949.
- Most FTM—56 (New York 29, Baltimore 27), March 26, 1949.
- Most Rebounds—94 (Philadelphia 49, Boston 45), Feb. 23, 1960.
- Most Assists—38 (New York 20, St. Louis 18), Nov. 26, 1957.
- Most Personals—61 (Baltimore 32, New York 29), March 26, 1949.
- Most Disqualifications—11 (Baltimore 6, New York 5), March 26, 1949.

One Quarter


- Most Points—84 (New York 43, Syracuse 41), Feb. 16, 1960.
- Most FGA—66 (Boston 35, New York 31), Feb. 6, 1960.
- Most FGM—35 (Syracuse 18, New York 17), Feb. 16, 1960.
- Most FTA—34 (New York 18, Baltimore 16), March 26, 1949.
- Most FTM—29 (New York 15, Baltimore 14), March 26, 1949.
- Most Rebounds—49 (Boston 25, Philadelphia 24), Feb. 23, 1960.
- Most Assists—19 (New York 10, St. Louis 9), Nov. 26, 1957.
- Most Personals—36 (Baltimore 19, New York 17), March 26, 1949.
- Most Disqualifications—8 (Baltimore 4, New York 4), March 26, 1949.

HOW KNICKS FARED IN PLAYOFFS


- 1947—Beat Cleveland, 2 games to 1; lost to Philadelphia, 0 to 2.
- 1948—Lost to Baltimore, 1 game to 2.
- 1949—Beat Baltimore, 2 games to 1; lost to Washington, 1 to 2.
- 1950—Beat Washington, 2 games to 0; lost to Syracuse, 1 to 2.
- 1951—Beat Boston, 2 games to 0; beat Syracuse, 3 to 2; lost to Rochester in finals, 3 to 4.
- 1952—Beat Boston, 2 games to 1; beat Syracuse, 3 to 2; lost to Minneapolis in finals, 3 to 4.
- 1953—Beat Baltimore, 2 games to 0; beat Boston, 3 to 1; lost to Minneapolis in finals, 1 to 4.
- 1954—(Round Robin), lost 2 games each to Boston and Syracuse, winning none.
- 1955—Lost to Boston, 1 game to 2.
- 1956—Did not make playoffs.
- 1957—Did not make playoffs.
- 1958—Did not make playoffs.
- 1959—Lost to Syracuse, 2 games to 0.
- 1960—Did not make playoffs.
- 1961—Did not make playoffs.

All-Time Playoffs Record—Won 32, lost 35. At home, won 23, lost 10. Away, won 9, lost 25.


RICHIE GUERIN




DAVE BUDD




JOHNNY GREEN



WILLIE NAULLS



Naulls Rebounding



DON FRIEDERICHS—Team Trainer


This is Don's 11th season with the Knicks as trainer and road secretary. He's proud of his record of not losing a single Knick on a road trip in the past ten years, but his main job is to keep them healthy.

Friederichs is a bouncy, inexhaustible bundle of activity—the mother hen type—who, on occasions, has been known to disagree with a referee's call. He's very clever at it. He's never been fined, even though he's the end man on the Knicks' bench.

Don's duties are varied and numerous. He's the first man in the dressing room, the last to leave. He's a cut mender, weight watcher, vitamins dispenser, diagnostician, tape wrapper, gripe listener, and chief hurry-upper for trains and planes. He had a string of 646 games without a miss before a death in the family broke it in December of 1958.

Friederichs estimates he has wound up some 80 miles of adhesive tape around various Knicks. He has no thought of turning in his medicine kit. He likes his job. "After all, I've got the best seat in the house," he said.

Don is 38 years old, the grandpappy of the squad, and originally from Detroit. He spent nearly five years in the Coast Guard as a pharmacist mate, then two years at the University of Detroit medical school with intentions of becoming a dentist. He gave that up to enter a trainers' school in Florida, worked one year for the Lakeland baseball club then headed for New York and the Knicks. Don lives in Englewood, N. J. Summer of 1960 he was the trainer for the Richmond Virginians, a farm club of the New York Yankees.



KNICKS' ALL-TIME SCORING RECORDS

(INDIVIDUAL, ONE GAME)

Points—57, by Richie Guerin vs. Syracuse at New York, Dec. 11, 1959.

Field Goals—23, by Willie Naulls vs. Detroit at New York, Feb. 7, 1961.

Free Throws—22 (of 23) by Richie Guerin vs. Boston at Boston, Feb. 11, 1961.

Rebounds—33, by Harry Gallatin vs. Ft. Wayne at Ft. Wayne, March 15, 1953.

Assists—21, by Richie Guerin vs. St. Louis at New York, Dec. 12, 1958.

(TEAM, ONE GAME)

Points—152, vs. Syracuse at New York, Dec. 11, 1959.

Points, One Quarter—45 (3 times), vs. Boston at New York, March 19, 1955; vs. Philadelphia at New York, Nov. 3, 1957; vs. Boston at Syracuse, Jan. 9, 1958.

Points, One Half—81 (twice), vs. Syracuse at New York, Feb. 16, 1960; vs. Boston at Boston, Feb. 11, 1961.

Points, Three Quarters—112, vs. Minneapolis at New York, Dec. 31, 1957.

Field Goals—61, vs. Syracuse at New York, Dec. 11, 1959.

Free Throws—51, vs. Baltimore at New York, March 26, 1949.

Rebounds—102 (twice), vs. Syracuse at Philadelphia, Jan. 2, 1958; vs. Philadelphia at Philadelphia, Nov. 19, 1960.

Assists—40, vs. St. Louis at New York, Nov. 26, 1957.

Personal Fouls—48, vs. Syracuse at Syracuse, March 26, 1950.

ALL-TIME KNICKERBOCKER ROSTER

<i>Player</i>	<i>College</i>	<i>Height</i>	<i>Seasons</i>
Ackerman, Buddy	Long Island U.	6-0	1953-54
Anderegg, Bob	Michigan State	6-3	1959-60
Anielak, Don	S. W. Missouri	6-7	1954-55
Atha, Dick	Indiana State	6-2	1955-56
Baechtold, Jim	Eastern Kentucky	6-4	1953-57
Bartels, Ed	N. C. State	6-6	1949-50
Bell, Whitey	N. Car. State	6-1	1959-60
Bergen, Gary	Utah Univ.	6-8	1956-57
Bird, Jerry	Kentucky	6-6	1958-59
Blaney, George	Holy Cross	6-1	1961-
Boryla, Vince	Notre Dame and Denver U.	6-5	1949-53
Braun, Carl	Colgate	6-5	1947-50 1952-60
Brennan, Pete	North Carolina	6-6	1958-59
Brindley, Aud	Dartmouth	6-4	1946-47
Buckner, Cleveland	Jackson State	6-7	1961-
Budd, Dave	Wake Forest	6-6	1960-
Bunt, Dick	New York U.	6-0	1952-53
Burton, Ed	Michigan State	6-6	1961-
Byrnes, Tommy	Seton Hall	6-3	1946-49
Christ, Fred	Fordham	6-4	1954-55
Clifton, Nat	Navier (New Orleans)	6-7	1950-57
Cluggish, Bob	Kentucky	6-10	1946-47
Colone, Joe		6-5	1948-49
Cook, Bert	Utah State	6-3	1954-55
Donovan, Harry	Muhlenberg	6-2	1949-50
Dukes, Walter	Seton Hall	7-0	1955-56
Ellefson, Ray	Oklahoma A. and M.	6-8	1950-51
Farmer, Mike	San Francisco	6-7	1958-60
Felix, Ray	Long Island	6-11	1954-60
Fitzgerald, Bob	Seton Hall	6-5	1946-47
Fleishman, Jerry	New York U.	6-2	1952-53
Frey, Frido	Long Island	6-2	1946-47
Friend, Larry	California	6-4½	1957-58
Gallatin, Harry	N. E. Missouri	6-6	1948-57
Garmaker, Dick	Minnesota	6-3	1960-61
George, Jack	LaSalle	6-3	1959-60
Gottlieb, Leo		5-11	1946-48
Green, John	Michigan State	6-3	1959-
Grigsby, Chuck	Dayton	6-5	1954-55
Guerin, Richie	Iona	6-4	1956-
Heddrick, Herm	Canisius	6-5	1954-55
Hertzberg, Sonny	CCNY	6-0	1946-47
Hoffman, Paul	Purdue	6-2	1954-55
Holub, Dick	Long Island	6-6	1947-48
Hutchins, Mel	Brigham Young	6-6	1957-58
Imhoff, Darrall	California	6-10	1960-
James, Gene	Marshall	6-4	1948-51
Jordon, Phil	Whitworth	6-10	1956-57 1960-
Kaftan, George	Holy Cross	6-3	1950-52
Kaplowitz, Ralph	New York U.	6-2	1946-47
Knight, Bob		6-2	1954-55
Knorek, Lee	Detroit U.	6-7	1946-49
Kuka, Ray	Notre Dame and Montana State	6-3	1947-49
Lavelli, Tony	Yale	6-3	1950-51
Lumpp, Ray	New York U.	6-1	1948-53
Mangiapanne, Frank	New York U.	5-10	1946-47
Martin, Slater	Texas	5-10	1956-57
Martin, Whitey	St. Bonaventure	6-2	1961-
McCann, Brendan	St. Bonaventure	6-2	1957-60
McGaha, Melvin	Arkansas	6-1	1948-49
McGuire, Al	St. John's	6-2	1951-54
McGuire, Dick	St. John's	6-0	1949-57
McNeill, Bob	St. Joseph's	6-1	1960-61

Continued on Next Page



ALL-TIME KNICKERBOCKER ROSTER

<i>Player</i>	<i>College</i>	<i>Height</i>	<i>Seasons</i>
Militzok, Nat	Hofstra and Cornell	6-3	1946-47
Misaka, Wat	Utah University	5-7	1947-48
Mullens, Bob	Fordham	6-1½	1946-47
Murphy, Dick	Manhattan	6-1	1946-47
Murphy, John		6-2	1946-47
Naulls, Willie	UCLA	6-6½	1956-
Noel, Paul	Kentucky	6-4	1947-50
Palmer, Bud	Princeton	6-4	1946-49
Palmer, Jim	Dayton	6-8	1959-61
Peterson, Bob	Oregon University	6-5	1954-56
Polson, Ralph	Whitworth	6-7½	1952-53
Raiken, Sherwin	Villanova	6-2	1952-53
Ramsey, Cal	NYU	6-4½	1959-60
Ritter, Goebel	Eastern Kentucky	6-2	1948-51
Rollins, Phil	Louisville	6-2	1960-61
Rosenstein, Hank	CCNY	6-4	1946-47
Rothenberg, Irv	Long Island	6-8	1948-49
Santini, Bob	Iona	6-5	1955-56
Schaus, Fred	West Virginia	6-5	1953-54
Schechtman, Ossie	Long Island	6-0	1946-47
Scherer, Herb	Long Island	6-9	1951-52
Sears, Kenny	Santa Clara	6-9	1955-61
Selvy, Frank	Furman	6-3	1958-59
Shavlik, Ron	North Carolina State	6-8	1956-57
Shrider, Dick	Ohio University	6-1½	1948-49
Shue, Gene	Maryland	6-2	1954-56
Simmons, Connie		6-8	1949-54
Smith, Bill	St. Peter's	6-5	1961-
Smith, Ed	Harvard	6-6	1953-54
Smith, Tom	St. Peter's	6-1	1951-52
Smyth, Joe	Niagara	6-3	1953-54
Sobie, Ron	DePaul	6-3	1956-59
Sparrow, Guy	Detroit	6-6	1957-59
Spaelstra, Art	Western Kentucky	6-9	1957-58
Stith, Sam	Bonaventure	6-2	1961-
Stutz, Stan	Rhode Island	5-11	1946-48
Surhoff, Dick	John Marshall	6-4	1952-53
Tanenbaum, Sid	New York University	6-0	1947-49
Turner, Jack	Western Kentucky	6-4	1954-55
Tyra, Charlie	Louisville	6-8	1957-61
Van Breda Kolff, Bill	Princeton	6-3	1946-50
Vandeweghe, Ernie	Colgate	6-3	1949-54
Weber, Forest	Purdue	6-6	1946-47
Zaslowsky, Max	St. John's	6-2	1950-53
			1955-56


KNICKS GARDEN ATTENDANCE (REGULAR SEASON)

<i>Season</i>	<i>Dates</i>	<i>Total</i>	<i>Average</i>
1946-47	6	71,680	11,947
1947-48	12	167,787	13,982
1948-49	20	211,284	10,564
1949-50	16	186,882	11,680
1950-51	18	151,742	8,430
1951-52	16	140,476	7,528
1952-53	18	195,240	10,846
1953-54	19	221,079	11,635
1954-55	20	214,125	10,706
1955-56	21	246,756	11,750
1956-57	22	266,998	12,136
1957-58	22	247,632	11,256
1958-59	27	317,924	11,775
1959-60	30	332,578	11,086
1960-61	32	326,895	10,215
	299	3,299,078	11,034


CLEVELAND BUCKNER



BILL SMITH



GEORGE BLANEY



ED BURTON

NATIONAL BASKETBALL ASSOCIATION

Final Standings for 1960-61

EASTERN DIVISION

	Bost.	Phil.	Syr.	N.Y.	St. L.	L.A.	Det.	Cinn.	W.	L.	Pct.
Boston	—	8	10	10	6	8	8	7	57	22	.721
Philadelphia	5	—	6	11	3	8	5	8	46	33	.582
Syracuse	3	7	—	8	4	4	6	6	38	41	.481
New York	3	2	5	—	1	3	5	2	21	58	.266

WESTERN DIVISION

	Bost.	Phil.	Syr.	N.Y.	St.L.	Det.	Mpls.	Cin.	W.	L.	Pct.
St. Louis	4	7	6	9	—	8	10	7	51	28	.645
Los Angeles	2	2	6	7	5	—	9	5	36	43	.456
Detroit	2	5	4	5	3	4	—	11	34	45	.430
Cincinnati	3	2	4	8	6	8	2	—	33	46	.418
Games Lost	22	33	41	58	28	43	45	46			

Individual Scoring Leaders

	G	FG	FT	Pts.	Avg.	G	FG	FT	Pts.	Avg.	
Chamberlain, Phila.	79	1251	531	3033	38.3	Guerin, N. Y.	79	612	496	1720	21.8
Baylor, L. A.	73	931	676	2538	34.8	Hagan, St. L.	78	661	383	1705	21.8
Robertson, Cinn.	71	756	658	2165	30.5	Heinsolm, Bost.	74	627	325	1579	21.3
Pettit, St. L.	76	769	582	2120	27.9	Greer, Syr.	79	623	305	1551	19.6
Twyman, Cinn.	79	796	405	1997	25.3	Lovellette, St. L.	67	599	273	1471	21.9
Schayes, Syr.	79	594	680	1868	23.6	West, L. A.	79	529	331	1389	17.6
Naults, N. Y.	79	737	372	1846	23.4	Cousy, Bost.	76	513	352	1378	18.1
Arizin, Phil.	79	650	532	1832	23.2	Russell, Bost.	78	532	258	1322	16.9
Howell, Det.	78	607	601	1815	23.3	Barnett, Syr.	78	540	240	1320	16.9
Shue, Det.	78	650	465	1765	22.6	Ramsey, Bost.	79	448	295	1191	15.1

FIELD GOAL PERCENTAGE

	FGA	FG	Pct.
Chamberlain, Phil.	2479	1251	.505
Twyman, Cinn.	1632	796	.488
Costello, Syr.	844	407	.482
Robertson, Cinn.	1600	756	.472
Cable, Syr.	564	266	.472

FREE THROW PERCENTAGE

	FTA	FT	Pct.
Sharman, Boston	228	210	.921
Schayes, Syracuse	783	680	.868
Shue, Detroit	543	465	.856
Lovellette, St. Louis	319	273	.856
Ramsey, Boston	354	295	.833

LEADERS IN REBOUNDS

	G.	No.	Avg.
Chamberlain, Phil.	79	2149	27.2
Russell, Boston	78	1868	23.9
Pettit, St. Louis	76	1540	20.3
Baylor, Los Angeles	73	1447	19.8
Howell, Detroit	78	1111	14.3

LEADERS IN ASSISTS

	G.	No.	Avg.
Robertson, Cincinnati	7	690	9.7
Rodgers, Philadelphia	78	677	8.9
Cousy, Boston	76	591	7.8
Shue, Detroit	78	530	6.8
Guerin, New York	79	503	6.4

Most Points One Game—Elgin Baylor, Los Angeles (vs. New York, November 15, 1960)	71
Most Free Throws One Game—Richie Guerin, New York (vs. Boston, February 11, 1961)	22
Most Personal Fouls—Paul Arizin, Philadelphia	335
Most Games Disqualified	16

LEAGUE ALL-STAR TEAMS

1946-47

FIRST TEAM

Joe Fulks Philadelphia
 Bob Feerick Washington
 Stan Miasek Detroit
 Bones McKinney Washington
 Max Zaslofsky Chicago

SECOND TEAM

Ernie Calverley Providence
 Frank Baumholtz Cleveland
 John Logan St. Louis
 Chuck Halbert Chicago
 Fred Scolari Washington

1947-48

Joe Fulks Philadelphia
 Max Zaslofsky Chicago
 Ed Sadowski Boston
 Howie Dallmar Philadelphia
 Bob Feerick Washington

John Logan St. Louis
 Carl Braun New York
 Stan Miasek Detroit
 Fred Scolari Washington
 Buddy Jeannette Baltimore

1948-49

George Mikan Minneapolis
 Joe Fulks Philadelphia
 Bob Davies Rochester
 Max Zaslofsky Chicago
 Jim Pollard Minneapolis

Arnie Risen Rochester
 Bob Feerick Washington
 Bones McKinney Washington
 Kenny Sailors Providence
 John Logan St. Louis

1949-50

George Mikan Minneapolis
 Jim Pollard Minneapolis
 Alex Groza Indianapolis
 Bob Davies Rochester
 Max Zaslofsky Chicago

Frank Brian Anderson
 Fred Schaus Fort Wayne
 Dolph Schayes Syracuse
 Al Cervi Syracuse
 Ralph Beard Indianapolis

1950-51

George Mikan Minneapolis
 Alex Groza Indianapolis
 Ed Macauley Boston
 Bob Davies Rochester
 Ralph Beard Indianapolis

Dolph Schayes Syracuse
 Frank Brian Tri-Cities
 Vern Mikkelsen Minneapolis
 Joe Fulks Philadelphia
 Dick McGuire New York

1951-52

George Mikan Minneapolis
 Ed Macauley Boston
 Paul Arizin Philadelphia
 Bob Cousy Boston
 Bob Davies Rochester
 Dolph Schayes Syracuse

Larry Foust Fort Wayne
 Vern Mikkelsen Minneapolis
 Jim Pollard Minneapolis
 Bob Wanzer Rochester
 Andy Phillip Philadelphia

1952-53

George Mikan Minneapolis
 Bob Cousy Boston
 Neil Johnston Philadelphia
 Ed Macauley Boston
 Dolph Schayes Syracuse

Bill Sharman Boston
 Vern Mikkelsen Minneapolis
 Bob Wanzer Rochester
 Bob Davies Rochester
 Andy Phillip Philadelphia

1953-54

Bob Cousy Boston
 Neil Johnston Philadelphia
 George Mikan Minneapolis
 Dolph Schayes Syracuse
HARRY GALLATIN NEW YORK

Ed Macauley Boston
 Jim Pollard Minneapolis
 Carl Braun New York
 Bob Wanzer Rochester
 Paul Seymour Syracuse

LEAGUE ALL-STAR TEAMS

1954-55

Neil Johnston	Philadelphia	Vern Mikkelsen	Minneapolis
Bob Cousy	Boston	Harry Gallatin	New York
Dolph Schayes	Syracuse	Paul Seymour	Syracuse
Bob Pettit	Milwaukee	Slater Martin	Minneapolis
Larry Foust	Fort Wayne	Bill Sharman	Boston

1955-56

Bob Pettit	St. Louis	Dolph Schayes	Syracuse
Paul Arizin	Philadelphia	Maurice Stokes	Rochester
Neil Johnston	Philadelphia	Clyde Lovellette	Minneapolis
Bob Cousy	Boston	Slater Martin	Minneapolis
Bill Sharman	Boston	Jack George	Philadelphia

1956-57

Paul Arizin	Philadelphia	George Yardley	Fort Wayne
Dolph Schayes	Syracuse	Maurice Stokes	Rochester
Bob Pettit	St. Louis	Neil Johnston	Philadelphia
Bob Cousy	Boston	Dick Garmaker	Minneapolis
Bill Sharman	Boston	Slater Martin	St. Louis

1957-58

Bob Pettit	St. Louis	Bill Russell	Boston
Dolph Schayes	Syracuse	Maurice Stokes	Cincinnati
George Yardley	Detroit	Cliff Hagan	St. Louis
Bob Cousy	Boston	Slater Martin	St. Louis
Bill Sharman	Boston	Tom Gola	Philadelphia

1958-59

Bob Pettit	St. Louis	Cliff Hagan	St. Louis
Elgin Baylor	Minneapolis	Dolph Schayes	Syracuse
Bill Russell	Boston	Paul Russell	Philadelphia
Bob Cousy	Boston	Slater Martin	St. Louis
Bill Sharman	Boston	Richie Guerin	New York

1959-60

Bob Pettit	St. Louis	Jack Twyman	Cincinnati
Elgin Baylor	Minneapolis	Dolph Schayes	Syracuse
Wilt Chamberlain	Philadelphia	Bill Russell	Boston
Bob Cousy	Boston	Richie Guerin	New York
Gene Shue	Detroit	Bill Sharman	Boston

1960-61

Bob Pettit	St. Louis	Dolph Schayes	Syracuse
Elgin Baylor	Los Angeles	Tommy Heinsolm	Boston
Wilt Chamberlain	Philadelphia	Bill Russell	Boston
Bob Cousy	Boston	Larry Costello	Syracuse
Oscar Robertson	Cincinnati	Gene Shue	Detroit

ALL-TIME FINAL LEAGUE STANDINGS

1946-47 Season

EASTERN DIVISION				WESTERN DIVISION			
	Won	Lost	<i>Games Pct. Behind</i>		Won	Lost	<i>Games Pct. Behind</i>
Washington	49	11	.817	Chicago	39	22	.639
Philadelphia	35	25	.583 14	St. Louis	38	23	.623 1
NEW YORK	33	27	.550 16	Cleveland	30	30	.500 8½
Providence	28	32	.467 21	Detroit	20	40	.333 18½
Toronto	22	38	.367 27	Pittsburgh	15	45	.250 23½
Boston	22	38	.367 27				

1947-48 Season

Philadelphia	27	21	.563	St. Louis	29	19	.604
NEW YORK	26	22	.542 1	*Baltimore	28	20	.583 1
Boston	20	28	.417 7	*Chicago	28	20	.583 1
Providence	6	42	.125 21	*Washington	28	20	.583 1

*In a special playoff for second place Chicago beat Washington and Baltimore beat Chicago. Thus Baltimore was awarded second, Chicago third and Washington fourth.

1948-49 Season

Washington	38	22	.633	Rochester	45	15	.750
NEW YORK	32	28	.533 6	Minneapolis	44	16	.733 1
Baltimore	29	31	.483 9	Chicago	38	22	.633 7
Philadelphia	28	32	.467 10	St. Louis	29	31	.483 16
Boston	25	35	.417 13	Fort Wayne	22	38	.367 23
Providence	12	48	.200 26	Indianapolis	18	42	.300 27

1949-50 Season

Syracuse	51	13	.797	Indianapolis	39	25	.609
NEW YORK	40	28	.588 13	Anderson	37	27	.578 2
Washington	32	36	.471 21	Tri-Cities	29	35	.453 10
Philadelphia	26	42	.382 27	Sheboygan	22	40	.355 16
Baltimore	25	43	.368 28	Waterloo	19	43	.306 19
Boston	22	46	.324 31	Denver	11	51	.177 27

CENTRAL DIVISION

	Won	Lost	<i>Games Pct. Behind</i>		Won	Lost	<i>Games Pct. Behind</i>
*Minneapolis	51	17	.750	Chicago	40	28	.588 11
Rochester	51	17	.750	St. Louis	26	42	.382 25
*Fort Wayne	40	28	.588 11				

*Minneapolis beat Rochester in a playoff for first place, and Fort Wayne beat Chicago for third place.

1950-51 Season

Philadelphia	40	26	.606	Minneapolis	44	24	.647
Boston	39	30	.565 2½	Rochester	41	27	.603 3
NEW YORK	36	30	.545 4	Fort Wayne	32	36	.471 12
Syracuse	32	34	.485 8	Indianapolis	31	37	.456 13
Baltimore	24	42	.364 16	Tri-Cities	25	43	.368 19
*Washington	10	25	.286				

*Disbanded.

1951-52 Season

Syracuse	40	26	.606	Rochester	41	25	.621
Boston	39	27	.591 1	Minneapolis	40	26	.606 1
NEW YORK	37	29	.561 3	Indianapolis	34	32	.515 7
Philadelphia	33	33	.500 7	Fort Wayne	29	37	.439 12
Baltimore	20	46	.303 20	Milwaukee	17	49	.258 24

1952-53 Season

NEW YORK	47	23	.671	Minneapolis	48	22	.686
Syracuse	47	24	.662 ½	Rochester	44	26	.629 4
Boston	46	25	.648 1½	Fort Wayne	36	33	.522 11½
Baltimore	16	54	.229 31	Indianapolis	28	43	.395 20½
Philadelphia	12	57	.174 34½	Milwaukee	27	44	.380 21½

ALL-TIME FINAL LEAGUE STANDINGS

1953-54 Season

	Won	Lost	Pct.	Games Behind		Won	Lost	Pct.	Games Behind
NEW YORK	44	28	.611		Minneapolis	46	26	.639	
Boston	42	30	.583	2	Rochester	44	28	.611	2
Syracuse	42	30	.583	2	Fort Wayne	40	32	.556	6
Philadelphia	29	43	.403	15	Milwaukee	21	51	.292	25
Baltimore	16	56	.222	28					

1954-55 Season

Syracuse	43	29	.597		Fort Wayne	43	29	.597	
NEW YORK	38	34	.528	5	Minneapolis	40	32	.556	3
Boston	36	36	.500	7	Rochester	29	43	.403	14
Philadelphia	33	39	.458	10	Milwaukee	26	46	.361	17

1955-56 Season

Philadelphia	45	27	.625		Fort Wayne	37	35	.514	
Boston	39	33	.542	6	†Minneapolis	33	39	.458	4
*NEW YORK	35	37	.486	10	†St. Louis	33	39	.458	4
*Syracuse	35	37	.486	10	Rochester	31	41	.431	6

*Syracuse beat New York in playoff for third place.

†Minneapolis beat St. Louis in playoff for second place.

1956-57 Season

Boston	44	28	.611		*St. Louis	34	38	.472	
Syracuse	38	34	.528	6	*Minneapolis	34	38	.472	
Philadelphia	37	35	.514	7	*Fort Wayne	34	38	.472	
NEW YORK	36	36	.500	8	Rochester	31	41	.431	3

*In playoff for first place St. Louis won; Minneapolis placed second and Fort Wayne third.

1957-58 Season

Boston	49	23	.681		St. Louis	41	31	.569	
Syracuse	41	31	.569	8	*Detroit	33	39	.458	8
Philadelphia	37	35	.514	12	*Cincinnati	33	39	.458	8
NEW YORK	35	37	.486	14	Minneapolis	19	53	.264	22

*Tied for second. Detroit won coin flip for home court advantage in playoffs.

1958-59 Season

Boston	52	20	.722		St. Louis	49	23	.681	
NEW YORK	40	32	.556	12	Minneapolis	33	39	.458	16
Syracuse	35	37	.486	17	Detroit	28	44	.389	22
Philadelphia	32	40	.444	20	Cincinnati	19	53	.264	30

1959-60 Season

Boston	59	16	.786		St. Louis	46	29	.613	
Philadelphia	49	26	.653	10	Detroit	30	45	.400	16
Syracuse	45	30	.600	14	Minneapolis	29	50	.333	22
NEW YORK	27	48	.360	32	Cincinnati	19	56	.253	27

1960-61 Season

Boston	57	22	.721		St. Louis	51	28	.645	
Philadelphia	46	33	.582	11	Los Angeles	36	43	.456	15
Syracuse	38	41	.481	19	Detroit	34	45	.430	17
NEW YORK	21	58	.266	36	Cincinnati	33	46	.418	18

