


MADISON SQ GARDEN



KNICKS

1962-'63

price \$1

NEW YORK KNICKS 1962-63 SCHEDULE

At Home

Tues., Oct. 16Knicks-Chicago Los Angeles-Detroit	Fri., Jan. 4Knicks-Chicago St. Louis-Detroit
Fri., Oct. 19Knicks-Los Angeles	Sun. (Aft.), Jan. 6Knicks-Detroit
Tues., Oct. 23Knicks-Syracuse St. Louis-Chicago	Tues., Jan. 22Knicks-Boston Syracuse-St. Louis
Fri., Oct. 26Knicks-Boston	Fri., Jan. 25Knicks-Cincinnati
Fri., Nov. 9Knicks-Cincinnati Harlem Magicians	Tues., Jan. 29Knicks-San Francisco Boston-Chicago
Tues., Nov. 13Knicks-Boston Cincinnati-Detroit	Sun. (Aft.), Feb. 3Knicks-Los Angeles
Fri., Nov. 16Knicks-San Francisco	Tues., Feb. 5Knicks-Syracuse St. Louis-Detroit
Tues., Nov. 20Knicks-St. Louis Boston-Chicago	Fri., Feb. 8Knicks-Boston Harlem Magicians
Fri., Nov. 23Knicks-Syracuse	Wed., Feb. 13Knicks-St. Louis
Tues., Nov. 27Knicks-Cincinnati Boston-Detroit	Sun. (Aft.), Feb. 17Knicks-Cincinnati
Tues., Dec. 4Knicks-Los Angeles Syracuse-Detroit	Tues., Feb. 19Knicks-Detroit Syracuse-Chicago
Sat., Dec. 8Knicks-Detroit	Fri., Feb. 22Knicks-San Francisco
Tues., Dec. 11Knicks-Boston Los Angeles-Cincinnati	Tues., Feb. 26Knicks-Los Angeles
Tues., Dec. 18Knicks-Cincinnati Detroit-Chicago	Sun. (Aft.), March 3Knicks-Boston
Tues., Dec. 25Knicks-Syracuse San Francisco-St. Louis	Tues., March 5Knicks-Syracuse San Francisco-Detroit
Sat. (Aft.), Dec. 29Knicks-San Francisco	Fri., March 8Knicks-St. Louis
		Tues., March 12Knicks-Cincinnati
		Fri., March 15Knicks-Chicago

Away

Sat., Oct. 20at Boston	Tues., Jan. 8Detroit at Toledo
Sat., Oct. 27at St. Louis	Wed., Jan. 9St. Louis at Detroit
Tues., Oct. 30at San Francisco	Sat., Jan. 12at Chicago
Wed., Oct. 31at Los Angeles	Sun., Jan. 13at Los Angeles
Fri., Nov. 2at San Francisco	Mon., Jan. 14at San Francisco
Sun., Nov. 4at Los Angeles	Thurs., Jan. 17at San Francisco
Wed., Nov. 7at St. Louis	Sat., Jan. 19at Cincinnati
Sun., Nov. 11Boston at St. Louis	Sun., Jan. 27at Boston
Thurs., Nov. 15at Chicago	Wed., Jan. 30Los Angeles at Boston
Sat., Nov. 17Detroit at Boston	Sat., Feb. 9Syracuse at Boston
Wed., Nov. 21Chicago at Boston	Sun., Feb. 10at Boston
Sat., Nov. 24at Syracuse	Thurs., Feb. 14St. Louis at Syracuse
Wed., Nov. 28at Detroit	Fri., Feb. 15at Chicago
Sat., Dec. 1Detroit at Boston	Thurs., Feb. 21at Cincinnati
Wed., Dec. 5Chicago at Detroit	Sun., Feb. 24at Syracuse
Thurs., Dec. 6at Cincinnati	Wed., Feb. 27at Cincinnati
Wed., Dec. 12at Detroit	Thurs., Feb. 28Syracuse at Detroit
Sat., Dec. 15at Chicago	Sat., Mar. 2at Boston
Sun., Dec. 16at St. Louis	Thurs., Mar. 7at Syracuse
Sat., Dec. 22at Boston	Sun., Mar. 10at St. Louis
Thurs., Dec. 27at Syracuse	Wed., Mar. 13at Detroit
Tues., Jan. 1at Cincinnati	Sun., Mar. 17at Cincinnati
Thurs., Jan. 3Syracuse at Baltimore		

FROM THE SPORTS LIBRARY OF
RETROSEASONS  **com**

www.retroseasons.com/library/

MADISON SQUARE GARDEN CORPORATION

OFFICERS



EDWIN M. OST, JR.
Vice President and Treasurer



IRVING MITCHELL FELT
Chairman and President



NED IRISH
President
Madison Square Garden
Division



WILLIAM M. JENNINGS
Secretary

BOARD OF DIRECTORS

IRVING MITCHELL FELT
Chairman

DAVID G. BAIRD
JOHN J. BERGEN
Honorary Chairman
ENOS CURTIN

EDWARD S. IRISH
WILLIAM M. JENNINGS
CLARE G. MILLER
EDWIN M. OST, JR.

RICHARD C. PATTERSON, JR.
A. CHARLES SCHWARTZ
D. FRASER SULLIVAN

NEW YORK KNICKERBOCKERS

OFFICERS

Irving Mitchell Felt, *Chairman*

Ned Irish, *President*

Edwin M. Ost, Jr., *Vice-President and Treasurer*

William M. Jennings, *Secretary*



Eddie Donovan
Coach



Fred Podesta
Asst. to President and
General Manager

John Goldner	<i>Business Manager</i>
Lester Scott	<i>Public Relations</i>
Don Friederichs	<i>Trainer</i>
Dr. Kazuo Yanagisawa	<i>Team Physician</i>
Vince Boryla	<i>Scout</i>
Red Holzman	<i>Scout</i>

KNICKS' SELECT CIRCLE FOR 1961-62

MOST POINTS IN ONE GAME (40 or more)

	Goals	Fouls	Pts.
Richie Guerin vs. Boston at New York, Feb. 14, 1962	23	5	51
Richie Guerin vs. Philadelphia at Philadelphia, Feb. 25, 1962	17	16	50
Richie Guerin vs. Chicago at New York, Nov. 21, 1961	19	9	47
Richie Guerin vs. Philadelphia at New York, Jan. 29, 1962	16	14	46
Richie Guerin vs. Cincinnati at New York, Nov. 28, 1961	15	12	42
Willie Naulls vs. Syracuse at Syracuse, Feb. 18, 1962	17	8	42
Willie Naulls vs. Syracuse at New York, Feb. 27, 1962	18	6	42
Richie Guerin vs. Philadelphia at New York, Dec. 25, 1961	15	10	40
Richie Guerin vs. Boston at New York, March 6, 1962	16	8	40

MOST FIELD GOALS IN ONE GAME (16 or more)

	FGA	FGM
Richie Guerin vs. Boston at New York, Feb. 14, 1962	36	23*
Richie Guerin vs. Chicago at New York, Nov. 21, 1961	31	19
Willie Naulls vs. Syracuse at New York, Feb. 27, 1962	33	18
Willie Naulls vs. Philadelphia at New York, March 4, 1962	33	18
Willie Naulls vs. Syracuse at Syracuse, Feb. 18, 1962	28	17
Richie Guerin vs. Philadelphia at Philadelphia, Feb. 25, 1962	28	17
Richie Guerin vs. Detroit at New York, Nov. 10, 1961	30	16
Richie Guerin vs. Boston at New York, Nov. 17, 1961	36	16
Richie Guerin vs. Philadelphia at New York, Jan. 29, 1962	24	16
Richie Guerin vs. Boston at New York, March 6, 1962	33	16
Richie Guerin vs. Cincinnati at Cincinnati, March 14, 1962	25	16
Willie Naulls vs. Detroit at Boston, March 7, 1962	33	16
Cleveland Buckner vs. Philadelphia at Hershey, March 2, 1962	26	16

* Tied Willie Naulls for all-time Knick record.

MOST FOUL SHOTS IN ONE GAME (16 or more)

	FTA	FTM
Richie Guerin vs. Cincinnati at St. Louis, Oct. 31, 1961	18	16
Richie Guerin vs. Philadelphia at Philadelphia, Feb. 25, 1962	19	16
Richie Guerin vs. Chicago at Chicago, Nov. 3, 1961	16	15
Richie Guerin vs. Los Angeles at New York, Feb. 17, 1962	17	15
Willie Naulls vs. Syracuse at New York, Feb. 9, 1962	15	15

MOST ASSISTS IN ONE GAME (13 or more)

Richie Guerin vs. St. Louis at New York, Dec. 19, 1961	13
Richie Guerin vs. Syracuse at New York, Jan. 7, 1962	13
Richie Guerin vs. Philadelphia at Philadelphia, Feb. 25, 1962	13
Richie Guerin vs. Detroit at Chicago, Feb. 28, 1962	13

MOST REBOUNDS IN ONE GAME (22 or more)

Johnny Green vs. Philadelphia at New York, Dec. 25, 1961	24
Johnny Green vs. Los Angeles at Philadelphia, Feb. 22, 1962	24
Willie Naulls vs. Boston at Boston, Feb. 4, 1962	22
Willie Naulls vs. Philadelphia at New York, Feb. 11, 1962	22

1962-63 NEW YORK KNICKERBOCKERS

COACH EDDIE DONOVAN

This is Eddie Donovan's second season as coach of the New York Knickerbockers. He is 39 years old, a resident of Elizabeth, N. J., and prior to taking over the Knicks on May 8, 1961, he coached St. Bonaventure University's court teams for eight years. He led the Bonnies to the final of the 1960 Holiday Festival, in Madison Square Garden, losing to Ohio State by two points. St. Bonaventure, under Donovan, competed in four straight National Invitation Tournaments, in New York, and in the 1961 National Collegiate championship. His eight-year won-loss record was 139-57.

Donovan was named 1961 "Coach of the Year" by the New York Basketball Writers Association, after the Bonnies had posted a 24-4 mark and were repeatedly No. 2 or 3 in the weekly national polls conducted by the Associated Press and United Press-International.

The mild-mannered, crew-cut Donovan is a figure of dignity, dedication and detail and popular with players, fans and sportswriters. "I am very happy to have Eddie Donovan as our coach," said Ned Irish, president of Madison Square Garden. "He did an excellent job with the Knicks last season, considering the circumstances, and under his guidance we view the future with high hopes."

Donovan, who came out of the New Jersey playgrounds and Elizabeth's St. Patrick's High School, enrolled at St. Bonaventure in 1946. He played basketball there three years, but retired because of a broken hand in his senior season to coach the freshman team. Following a Navy hitch he joined the St. Bonaventure faculty in 1953 after teaching in the Olean, N. Y., public school system and coaching the Olean High School team. His two-year scholastic record was 30 victories in 39 starts, including a sectional championship.


At St. Bonaventure, Eddie developed Tom Stith, twice an All-America selection. Stith was runner-up to Oscar Robertson in national scoring in 1960 with a 31.5 average and third in 1961 with a 29.6 norm.

PAST LEAGUE CHAMPIONS


1946-47	Philadelphia, beat Chicago	4 games to 1
1947-48	Baltimore, beat Philadelphia	4 games to 2
1948-49	Minneapolis, beat Washington	4 games to 2
1949-50	Minneapolis, beat Syracuse	4 games to 2
1950-51	Rochester, beat NEW YORK	4 games to 3
1951-52	Minneapolis, beat NEW YORK	4 games to 3
1952-53	Minneapolis, beat NEW YORK	4 games to 1
1953-54	Minneapolis, beat Syracuse	4 games to 3
1954-55	Syracuse, beat Fort Wayne	4 games to 3
1955-56	Philadelphia, beat Fort Wayne	4 games to 1
1956-57	Boston, beat St. Louis	4 games to 3
1957-58	St. Louis, beat Boston	4 games to 2
1958-59	Boston, beat Minneapolis	4 games to 0
1959-60	Boston, beat St. Louis	4 games to 3
1960-61	Boston, beat St. Louis	4 games to 1
1961-62	Boston, beat Los Angeles	4 games to 3




RICHIE GUERIN



WILLIE NAULLS



JOHN RUDOMETKIN



AL BUTLER

Knicks On WCBS Radio . . .



Marty Glickman will broadcast the New York Knickerbockers games this season for WCBS radio (880 on the dial).

The sponsors for the Knicks and Rangers broadcasts are Budweiser Beer and Phillies cigars.

Glickman filled a similar post with the Knicks for 10 straight years, starting in 1946 when the league was organized.

He was a star halfback and track man at Syracuse University and at James Madison High School in Brooklyn. In 1936 he was a member of the U. S. track team for the Berlin Olympics.

WCBS, which broadcasts New York Yankee games, will air a total of 110 Knicks and New York Rangers contests as part of its year-around major sports coverage.

. . . and Subscription-TV

Channel 18, Hartford, Conn., offers approximately 50 New York Knickerbockers and New York Rangers games this season on subscription-TV. Basketball fans in the Hartford area will see the world champion Boston Celtics and the Knicks playing all other teams in the National Basketball Association.

John N. Pinto, RKO General Phonovision vice-president, said: "We are enthusiastic about the opportunity to present these contests to our subscription viewers. By offering a diversified selection of basketball and hockey, we hope to establish exactly what sports and what teams our viewers wish to see."

1962-63 NEW YORK KNICKERBOCKERS

COACH EDDIE DONOVAN


No.	Player	Age	No.	Ht.	College	Hometown
12	Cleveland Buckner	24	6-7	210	Jackson St.	Yazoo City, Miss.
10	Dave Budd	24	6-6	210	Wake Forest	Woodbury, N. J.
19	Donnis Butcher	26	6-2	200	Pikeville	Williamsport, Ky.
3	Al Butler	24	6-2	175	Niagara	Rochester, N. Y.
5	Gene Conley	32	6-8	225	Washington St.	Foxboro, Mass.
11	Johnny Green	28	6-5	195	Michigan St.	Dayton, Ohio
9	Richie Guerin	30	6-4	195	Iona	Huntington, N.Y.
14	Paul Hogue	22	6-9	240	Cincinnati	Knoxville, Tenn.
6	Willie Naulls	28	6-7	225	UCLA	Los Angeles, Cal.
18	John Rudometkin	22	6-6	205	USC	Santa Maria, Cal.
21	Gene Shue	30	6-2	175	Maryland	Lutherville, Md.
20	Ken Sears	29	6-9	195	Santa Clara	Watsonville, Cal.

CLEVELAND BUCKNER

Age—24, born in Yazoo County, Miss., Aug. 17, 1938

Height—6 feet 7 inches. **Weight**—210 pounds

Home—Yazoo City, Miss. **College**—Jackson State



Buckner made a creditable showing with the Knicks in his pro debut last season. Brought along gradually by Coach Eddie Donovan, Buckner appeared in 62 games, played 696 minutes, scored 399 points and took 236 rebounds. He had a commendable field goal percentage of .430 and showed a lot of hustle and desire. Bucky was named to the all-NATA team two seasons (the only repeater) and was a member of the college squad for the 1960 Olympic trials at Denver. He led the Southwest Athletic Conference in field goal percentage as a senior with .605, averaging 21.9 points for 26 games. He was runner-up in league rebounds with a 20.9 norm. In 1959-60 Buckner was second in NATA rebounding with a 25.5 average while hitting for 23.5 points per game. Cleveland has strong hands, split second timing with his passes and makes good use of a jump shot outside the pivot area. Didn't start playing basketball until his senior year in high school. His wife, Joeneta, is a school teacher and he has a similar ambition when he quits basketball. Very popular with Knick teammates because of his sense of humor.

<i>Games</i>	<i>Points</i>	<i>Average</i>	<i>Rebounds</i>	<i>Assists</i>
1961-62	62	399	6.4	236
			39	

CLEVELAND BUCKNER'S 1961-62 SCORING AGAINST NBA RIVALS

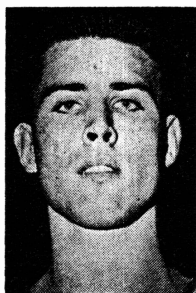
	<i>Games</i>	<i>Average Minutes</i>	<i>Field Goals</i>	<i>Free Throws</i>	<i>Total Points</i>	<i>Average Points</i>
Philadelphia	11	14.8	38	15	91	8.3
Boston	11	11.5	26	19	71	6.5
Syracuse	10	11.3	29	11	69	6.9
Detroit	7	11.1	20	15	55	7.8
Cincinnati	6	12.8	19	10	48	8.0
Chicago	8	8.0	12	6	30	3.7
St. Louis	5	8.0	8	6	22	4.4
Los Angeles	4	8.5	6	1	13	3.2
Totals	62	696	158	83	399	6.4
Field goal percentage430	
Free throw percentage624	

KNICKS' SCORING FOR 1961-62 SEASON

	<i>G.</i>	<i>FG Made</i>	<i>FG Pct.</i>	<i>FT Made</i>	<i>FT Pct.</i>	<i>Re-bounds</i>	<i>As-sists</i>	<i>Total Pts.</i>	<i>Avg. Pts.</i>
Guerin	78	839	.442	625	.820	501	539	2303	29.5
Naulls	75	747	.415	383	.842	867	191	1877	25.0
Green	80	514	.434	257	.607	1061	202	1285	16.1
Jordan	76	403	.392	96	.571	482	156	902	11.9
Butler*	59	350	.463	131	.716	342	203	831	14.1
Budd	79	188	.436	138	.597	345	86	514	6.5
Imhoff	76	186	.386	80	.575	470	82	452	5.9
Buckner	62	158	.430	83	.624	236	39	399	6.4
Martin	66	95	.325	37	.673	158	115	227	3.4
Stith	32	59	.364	23	.605	51	60	141	4.4
Butcher	47	48	.302	42	.609	82	51	138	2.9
Blaney	36	54	.380	9	.529	36	45	117	3.2
Smith	9	8	.242	7	.875	16	7	23	2.5
Burton	8	7	.500	1	.250	5	1	15	1.9
Kistler	5	3	.500	2	.500	1	0	8	1.6

*Played 5 games with Boston—54 games with New York.

DAVE BUDD



Age—24, born in Woodbury, N. J., Oct. 28, 1938

Height—6 feet 6 inches. Weight—210 pounds

Home—Woodbury, N. J. College—Wake Forest

Budd played in 79 of the Knicks' 80 games last season, his second with the club after a very successful career at Wake Forest. His forte in NBA competition is defense. Last year he scored 514 points usually in relief of Willie Naulls, Johnny Green or Darrall Imhoff. Though he didn't shoot often he was one of the best shots on the squad with a percentage of .436. As a pro freshman, 1960-61, Dave scored 399 points, grabbed 297 rebounds and his .432 field goal average was second best on the team. In the second half of the schedule he suffered a severe virus and missed the Knicks' final 15 games. Budd led Wake Forest in scoring and rebounding in his sophomore and junior years. He sparked the Deacons to the 1959 Dixie Classic title and to a first place tie with North Carolina in the Atlantic Coast Conference. His totals at Wake Forest were 1,014 points, a 13.5 average for 75 games, and 682 rebounds, a 9.1 norm. His best season was as a soph when he made 364 points, averaging 15.8, to be named to the second team All-ACC. He was the Knicks' No. 2 draft pick in 1960, being strongly recommended as a promising corner man by Bones McKinney, Wake Forest coach.

	<i>Games</i>	<i>Points</i>	<i>Average</i>	<i>Rebounds</i>	<i>Assists</i>
1960-61	61	399	6.5	297	45
1961-62	79	514	6.5	345	86

DAVE BUDD'S 1961-62 SCORING AGAINST NBA RIVALS

	<i>Games</i>	<i>Average Minutes</i>	<i>Field Goals</i>	<i>Free Throws</i>	<i>Total Points</i>	<i>Average Points</i>
Syracuse	11	18.4	31	21	83	7.5
St. Louis	8	18.5	29	15	73	9.1
Boston	12	18.5	26	19	71	5.9
Chicago	10	15.6	26	14	66	6.6
Cincinnati	9	17.1	23	13	59	6.5
Detroit	9	18.5	18	23	59	6.5
Philadelphia	12	14.0	21	17	59	4.9
Los Angeles	8	19.0	14	16	44	5.5
Totals	79	1370	188	138	514	6.5
Field goal percentage436	
Free throw percentage597	

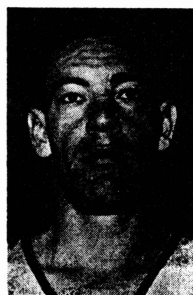
KNICKS ALL-TIME RECORD AGAINST CURRENT RIVALS

	<i>Won</i>	<i>Lost</i>		<i>Won</i>	<i>Lost</i>
Boston	71	90	‡Los Angeles	50	59
Syracuse	64	86	‡Cincinnati	57	53
‡San Francisco	75	80	§Detroit	60	50
*St. Louis	45	51	Chicago	4	6

*Formerly Milwaukee. †Formerly Minneapolis. ‡Formerly Rochester. §Formerly Ft. Wayne. ¶Formerly Philadelphia.

DONNIS BUTCHER

Age—26, born in Williamsport, Ky., Feb. 8, 1936
Height—6 feet 2 inches. **Weight**—200 pounds
Home—Williamsport, Ky. **College**—Pikeville, Ky.



Butcher was drafted by the New York Knicks in 1961, but did not report to training camp because of a leg injury received in baseball. He debuted with New York, Dec. 1 and for the remainder of the season was a backcourt reservist. At Pikeville, Ky., College, Butcher scored 2,073 points in 88 games for a 23.6 average, had 1,086 rebounds and 750 assists. He was named to the All-Kentucky Conference team three straight years and was called the most versatile player in Pikeville history. He captained the Meade High School team, in Williamsport, Ky., that won 32 consecutive games in 1954-55. He was all-state, all-regional and all-district. His brother Paul coaches Pikeville. Before entering college, Butcher played three years of AAU basketball with National Cash Register of Dayton, Ohio. Also played tennis and baseball for Pikeville. Secretary-treasurer of his senior class. Comes from agricultural and coal mining area of Kentucky. Has four-year old daughter, Deborah.

	<i>Games</i>	<i>Points</i>	<i>Average</i>	<i>Rebounds</i>	<i>Assists</i>
1961-62	47	138	2.9	82	51


DONNIS BUTCHER'S 1961-62 SCORING AGAINST NBA RIVALS

	<i>Games</i>	<i>Average Minutes</i>	<i>Field Goals</i>	<i>Free Throws</i>	<i>Total Points</i>	<i>Average Points</i>
Philadelphia	10	9.7	12	6	30	3.0
Cincinnati	5	10.2	9	6	24	4.8
Detroit	5	13.4	8	8	24	4.8
Chicago	5	9.0	7	5	19	3.8
Boston	9	8.5	5	4	14	1.5
Syracuse	8	10.2	2	8	12	1.5
St. Louis	3	9.3	4	1	9	3.0
Los Angeles	2	16.0	1	4	6	3.0
Totals	47	479	48	42	138	2.9
Field goal percentage302	
Free throw percentage609	

KNICKS REACHED PLAYOFF FINAL THREE TIMES

The Knicks' best season was 1952-53 when they led the Eastern Division with 47-23, a .671 percentage. They also topped the division the following season (44-28) but were defeated both times in the playoffs. The 1952-53 loss to the Minneapolis Lakers marked the third straight season the Knicks had reached and been defeated in the final playoff round.

AL BUTLER



Age—24, born in Rochester, N. Y., July 9, 1938

Height—6 feet 2 inches. Weight—175 pounds

Home—Rochester, N. Y. College—Niagara

The New York Knicks purchased Butler from the Boston Celtics, Dec. 10, 1961. He appeared in five games with the Celtics, scoring 31 points for a 6.2 average. His figures with the Knicks were 54 games, 800 points and a 14.8 average as he teamed in the back-court with Richie Guerin. Against his former Boston teammates he averaged 18.8 in 9 games, his best showing against any NBA club. He was second to Guerin in team assists with 203. Al was Boston's second draft choice in April, 1961, following a highly successful career at Niagara University. He scored 470 points for a 20.1 average in his sophomore season, and 748 as a junior, a 28.8 average, to rank sixth in the nation. One of the high points of his college days was helping to hand his present Knick coach, Eddie Donovan, his first home loss at St. Bonaventure after 99 consecutive victories. In 1957 while at Rochester's East High School he was named to the 1957 All-America scholastic team, along with such well known aces as Jerry Lucas, Tony Jackson and Tom Meschery. He finished a three-year career at Niagara with 1,596 points, setting school records in his sophomore and junior years. He is fast afoot, a good ball handler and an excellent shot from the outside. Al is a history major and once taught at Niagara Fall's Gaskell Junior High School.

	Games	Points	Average	Rebounds	Assists
1961-62 (Boston)	5	31	6.2	12	4
1961-62 (New York).....	54	800	14.8	230	199
Totals	58	831	14.1	342	203

AL BUTLER'S 1961-62 SCORING AGAINST NBA RIVALS

(NOTE: Butler was purchased from Boston, December 10, 1961. He played 5 games with the Celtics. Below are his figures for 54 games with the Knicks).

	Games	Average Minutes	Field Goals	Free Throws	Total Points	Average Points
Boston	9	37.9	68	33	169	18.8
Philadelphia	9	38.8	50	24	124	13.8
Los Angeles	7	37.8	47	11	105	14.7
Syracuse	8	33.7	43	15	101	12.5
Detroit	6	38.1	37	16	90	15.0
St. Louis	5	35.2	39	11	89	17.8
Chicago	6	31.5	30	7	67	11.2
Cincinnati	4	37.5	23	9	55	13.5
Totals	54	196.9	337	126	800	14.8
(With Boston)	5	9.4	13	5	31	6.2
(Overall)	59	2008	350	131	831	14.1
Field goal percentage463	
Free throw percentage716	

GENE CONLEY

Age—32, born Nov. 10, 1930 in Muskogee, Okla.
Height—6 feet 8 inches. Weight—225 pounds
Home—Foxboro, Mass. College—Washington State



The Knicks obtained Conley from the Chicago Zephyrs, September 10, 1962 in exchange for veteran center Phil Jordon and rookie Cliff Luyk, their fourth draft pick. Gene played four seasons with the Boston Celtics after one year of varsity ball at Washington State, leaving college when he signed as a pitcher with the Boston Braves. His first season with the Celtics was 1952-53, then he quit basketball for five years. Conley returned to the Celts in 1958 and remained through 1961. Averaging less than 20 minutes playing time per game in 1960 and 1961 Gene nevertheless grabbed 1,140 rebounds, an average of 8, and scored 950 points. Chicago, a new entrant in the NBA in 1961, selected Conley from a pool of players designated by the eight other clubs. He played on three straight title teams with the Celtics, 1959-61. The past season he was a starting pitcher for the Boston Red Sox. As a high school athlete in Richland, Wash., Conley won letters in basketball, baseball and as a high jumper in track. Gene launched his court career as an eight-year-old in Muskogee (Okla.) YMCA's 100-pound midjet league.

	<i>Games</i>	<i>Points</i>	<i>Average</i>	<i>Rebounds</i>	<i>Assists</i>
1952-53 Boston	39	88	2.3	171	19
1958-59 Boston	50	209	4.2	276	19
1959-60 Boston	71	478	6.7	590	32
1960-61 Boston	75	472	6.3	550	40

KNICKS' PLAYOFF RESULTS AGAINST EACH RIVAL

	<i>Won</i>	<i>Lost</i>		<i>Won</i>	<i>Lost</i>
Cleveland Rebels	2	1	Syracuse Nationals	7	9
Philadelphia Warriors	0	2	Boston Celtics	8	6
Baltimore Bullets	5	3	Minneapolis Lakers	4	8
Washington Capitols	3	2	Rochester Royals	3	4

KNICKS WON 32 GAMES, LOST 35

NBA OFFICIALS FOR THE 1962-63 SEASON


Sid Borgia, *Referee-in-Chief*

Tom Birch
 Norman Drucker
 James Duffy

Joe Gushue
 Red Oates
 Richard Powers
 Mendy Rudolph

William Smith
 Earl Strom
 John Vanak

JOHNNY GREEN



Age—29, born in Dayton, Ohio, Dec. 8, 1933
Height—6 feet 5 inches. Weight—200 pounds
Home—Dayton, Ohio. College—Michigan State

Green was the New York Knicks' leading rebounder (1,061) and third best scorer last season. He totalled 1,285 points for a 16.1 average and was the only Knick to play in all 80 games. This is his fourth year in the NBA and the former Michigan State ace has yet to reach his full potential. His improvement in the pro circuit has been very impressive. In his initial season, 1959-60, he averaged 7.0 points for 69 games, took 539 rebounds. In 1960-61 he raised his scoring norm to 10.2 and his rebounds to 818. Last year he replaced Willie

Naults as New York's top boards player after the former had led the team in rebounds four straight seasons. Green is runner-up to Harry Gallatin for Knick rebounds in one season. Harry grabbed 1,098 in 1953-54, 32 more than Johnny's 1961-62 total. Green is rated the best leaper in the NBA for his height and he had some memorable nights against the much taller Wilt Chamberlain and Bill Russell. Scoring wise his best single game was versus Detroit, at Syracuse, January 6, 1962 when he hit for 33 points. Johnny was all-Big Ten three straight seasons and his 1,062 points was third highest in Michigan State history. He did not play high school basketball, first taking up the sport seriously while serving overseas with the Marines. He was an unanimous all-service selection after leading Atsurgi Air Base (Japan) to the Central Command title.

	<i>Games</i>	<i>Points</i>	<i>Average</i>	<i>Rebounds</i>	<i>Assists</i>
1959-60	69	481	7.0	539	52
1960-61	78	787	10.2	818	97
1961-62	80	1285	16.1	1061*	202


* Team leader.

JOHNNY GREEN'S 1961-62 SCORING AGAINST NBA RIVALS

	<i>Games</i>	<i>Average Minutes</i>	<i>Field Goals</i>	<i>Free Throws</i>	<i>Total Points</i>	<i>Average Points</i>
Syracuse	12	35.2	66	54	186	15.5
Detroit	9	35.7	69	40	178	19.7
Cincinnati	9	34.9	65	42	172	19.1
Boston	12	35.0	73	23	169	14.0
Chicago	10	35.5	70	28	168	17.4
St. Louis	8	37.0	63	28	154	19.2
Philadelphia	12	32.6	65	18	148	12.3
Los Angeles	8	33.5	43	24	110	13.7
Totals	80	2797	514	257	1285	16.1
Field goal percentage434	
Free throw percentage607	

RICHIE GUERIN

Age—30, born in the Bronx, N. Y., May 29, 1932
Height—6 feet 4 inches. Weight—195 pounds
Home—Huntington Station, N. Y. College—Iona



Guerin set an all-time Knicks scoring record last season, his sixth with the club, with 2,303 point in 78 games for a 29.5 average, sixth best performance in the NBA. He also led the Knicks in assists, 539, for fourth spot in the league, and was the team's third best rebounder with 501. Only two other backcourtmen, Oscar Robertson (Cincinnati) and Jerry West (Los Angeles) scored more than 2,000 points in a single season. Guerin topped the Knicks in scoring in 1959-60 with 1,615 points, an average of 21.8. In 1960-61 he raised his total to 1,720 points, but was runner-up to Willie Naulls (1,846). Richie led the Knicks in assists the past four seasons, and he holds New York's single game record, 57 points versus Syracuse, Dec. 11, 1959, in Madison Square Garden. His other one-game club marks are: most field goals 23 (tied with Naulls); most free throws, 22 of 23 and most assists, 21. He is second to Carl Braun in all-time Knick total points. Braun scored 10,449 in 12 seasons, Guerin 8,665 in six. Richie was voted to the past five NBA East-West All-Star Games and to the 1962 all-league team. At Iona College, in 1953-54 he scored 519 points for a 24.7 average to lead the New York area. He was drafted by the Knicks in 1954, but served two years with the Quantico Marines.


	<i>Games</i>	<i>Points</i>	<i>Average</i>	<i>Rebounds</i>	<i>Assists</i>
1956-57	72	695	9.7	334	182
1957-58	63	1041	16.5	489	317
1958-59	71	1291	18.2	518	364*
1959-60	74	1615*	21.8*	505	468*
1960-61	79	1720	21.8	628	503*
1961-62	78	2303*	29.5*	501	539*

* Team leader.

RICHIE GUERIN'S 1961-62 SCORING AGAINST NBA RIVALS

	<i>Games</i>	<i>Average Minutes</i>	<i>Field Goals</i>	<i>Free Throws</i>	<i>Total Points</i>	<i>Average Points</i>
Philadelphia	12	45.0	137	128	402	33.5
Boston	12	41.9	143	69	355	29.6
Chicago	10	43.9	116	84	316	31.6
Syracuse	12	41.9	109	97	315	26.2
Cincinnati	9	42.5	92	77	261	29.0
Los Angeles	8	41.5	84	60	228	28.5
Detroit	8	42.6	85	46	216	27.0
St. Louis	7	43.7	73	64	210	30.0
Totals	78	3348	839	625	2303	29.5
Field goal percentage442	
Free throw percentage820	

PAUL HOGUE



Age—22, born in Knoxville, Tenn., April 28, 1940
Height—6 feet 9 inches. Weight—240 pounds
Home—Knoxville. College—Cincinnati


Hogue, 6-9 center of the University of Cincinnati, National Collegiate champion the past two years, was the New York Knicks' No. 1 1962 draft selection. He was named 1962 "Player of the Year" by the Helms Foundation and voted to the U. S. Basketball Writers' All-America published by Look Magazine. The 240-pound pivotman captained Cincinnati last season and is the third leading scorer and rebounder in Bearcat history, ranking behind pro aces Oscar Robertson and Jack Twyman in both departments. Hogue totalled 1,391 points and 1,088 rebounds in three years and started 91 consecutive games during that period. An indication of his perfect timing around the defensive basket was the 62 shots he blocked last season in leading Cincinnati to a 29-2 record. The Knoxville resident was chosen the most valuable player in the 1962 NCAA championship, receiving 75 of the 78 votes cast after he had out-scored and out-rebounded Ohio State's Jerry Lucas in the final. Hogue was also selected MVP of the 1961 Holiday Festival, in Madison Square Garden, when he scored 62 points and took 51 rebounds in three games. His other honors were All-Missouri Valley Conference first team for the second straight year; All-District Five (Look) and MVP for the NCAA Midwest Regionals at Manhattan, Kansas. Hogue attended Knoxville's Austin High School. In his senior year he set a school mark of 543 rebounds and averaged better than 20 points. Paul's top collegiate scoring effort was 36 points against UCLA, March 23, 1962, in the NCAA semi-finals. During his three seasons in the pivot Cincinnati won 84 games, lost only 7. He has the second highest field goal percentage at UC, .529. Tops is Oscar Robertson's .535.

MOST NBA POINTS ONE GAME BY CURRENT KNICKS

	Points	Rival	Where	When
Richie Guerin	57	Syracuse	New York	Dec. 11, 1959
Willie Naulls	49	Detroit	New York	Feb. 7, 1961
Gene Shue	45	Boston	Detroit	Nov. 9, 1958
Ken Sears	41	Detroit	Detroit	Nov. 7, 1958
Al Butler	35	Boston	New York	Jan. 26, 1962
Johnny Green	33	Detroit	Syracuse	Jan. 6, 1962
Cleveland Buckner	33	Philadelphia	Hershey	Mar. 2, 1962
Gene Conley	24	Philadelphia	Philadelphia	Nov. 26, 1959
Dave Budd	22	Philadelphia	Philadelphia	Jan. 2, 1961
Donnis Butcher	10	Philadelphia	Hershey	Mar. 2, 1962

WILLIE NAULLS

Age—28, born in Dallas, Texas, Oct. 17, 1934
Height—6 feet 7 inches. Weight—225 pounds
Home—Los Angeles, Calif. College—UCLA



Naulls finished seventh in NBA scoring last season with 1,877 points in 75 games for a 25.0 average, a better performance than the previous year, but he was runner-up to Richie Guerin among the Knicks. Richie had 2,303 in 78 games for 29.5. Naulls led the Knicks in 1960-61 with 1,846. That was a new all-time club record, but Guerin topped it the past campaign. Willie was second to Dolph Schayes, of Syracuse, on the foul line last winter, hitting .842 percent of his free throws. After four straight seasons as the Knicks' top rebounder Naulls was displaced last year by Johnny Green. The latter had 1,061 rebounds, Naulls 867. The former UCLA All-America, voted to the NBA East-West All Star Game four of the past five years, averaged better than 20 points against all league rivals last season. He was most effective facing the Philadelphia Warriors with a 29.2 norm for 12 games. He shares with Guerin the Knicks' all-time record for field goals in one game, 23. His best evening was 49 points versus Detroit, in New York, February 7, 1961. Naulls was drafted by the St. Louis Hawks in 1956. He was traded, after 19 games, to the Knicks for Slater Martin, December 10, 1956. Willie led UCLA to the Pacific Coast Conference title in his senior year, setting a new school mark of 661 points in 28 games, an average of 23.6.

	<i>Games</i>	<i>Points</i>	<i>Average</i>	<i>Rebounds</i>	<i>Assists</i>
1956-57	71	718	10.1	617	84
1957-58	68	1228	18.1	799*	97
1958-59	68	1068	15.7	723*	102
1959-60	65	1388	21.3	921*	138
1960-61	79	1846*	23.4*	1055*	191
1961-62	75	1877	25.0	867	192

* Team leader.

WILLIE NAULLS' 1961-62 SCORING AGAINST NBA RIVALS

	<i>Games</i>	<i>Average Minutes</i>	<i>Field Goals</i>	<i>Free Throws</i>	<i>Total Points</i>	<i>Average Points</i>
Philadelphia	12	43.3	147	57	351	29.2
Syracuse	11	37.5	121	62	304	27.6
Cincinnati	9	39.0	82	64	228	25.3
Boston	10	38.3	95	24	214	21.4
Chicago	10	37.5	78	49	205	20.5
Los Angeles	7	44.4	80	40	200	28.6
Detroit	8	40.5	74	44	192	24.0
St. Louis	8	37.7	70	43	183	22.8
St. Louis	8	37.7	70	43	183	22.8
Totals	75	2978	747	383	1877	25.0
Field goal percentage415	
Free throw percentage842	

JOHN RUDOMETKIN



Age—22, born in Santa Maria, Calif., June 6, 1940
Height—6 feet 6 inches. **Weight**—205 pounds
Home—Santa Maria, Calif. **College**—Southern Calif.

Rudometkin holds all University of Southern California scoring and rebounding records of note. The 6-6 speedster was New York's No. 2 draft pick for 1962. His credentials as the greatest Trojan cager of all time are many. He finished his varsity career with 1,484 points, more than 400 higher than the ex-USC and former Boston Celtics' ace Bill Sharman. John led the Trojans in scoring all three of his varsity campaigns and won the Big Five Conference title the last two years. At the conclusion of his junior season, when he scored 645 points for a 23.9 average, he claimed every major Trojan single game and single season record. To this he added 11 marks last season, including nine of the ten career standards listed in the USC record book. Only Sharman's three-year free throw percentage mark eluded Rudo. Forrest Twogood, USC coach, said: "Rudometkin has everything to become a truly great player. He's the best I ever coached. He is like a ballet dancer with his shooting and his cat-like moves never ceased to amaze me." Despite USC's only fair record last season (14-11) Rudo scored 524 points for a 21.0 average and grabbed 280 rebounds to raise his career total to 831. He recorded one of the most amazing records ever posted by a prep school player while at Santa Maria High. Twice named to the All-America scholastic team, he made 966 points in 32 games as a senior and 781 in 28 as a junior. Rudometkin is of Russian descent. His family speak both Russian and Spanish fluently and lived for awhile in Mexico. He is married to his former high school sweetheart.

KNICKS' LEADING SCORER FOR PAST SEASONS

	<i>Year</i>	<i>G.</i>	<i>F.G.</i>	<i>F.T.</i>	<i>Pts.</i>	<i>Avg.</i>
Sidney Hertzberg	46-47	59	201	113	515	8.7
Carl Braun	47-48	47	276	119	671	14.3
Carl Braun	48-49	57	299	212	810	14.2
Carl Braun	49-50	67	373	285	1031	15.4
Vince Boryla	50-51	66	352	278	982	14.9
Max Zastofsky	51-52	66	322	287	931	14.1
Carl Braun	52-53	70	323	331	977	14.0
Carl Braun	53-54	72	354	354	1062	14.8
Carl Braun	54-55	71	400	274	1074	15.1
Carl Braun	55-56	72	396	320	1112	15.4
Harry Gallatin	56-57	72	332	415	1079	15.0
Kenny Sears	57-58	72	445	452	1342	18.6
Kenny Sears	58-59	71	491	506	1488	21.0
Richie Guerin	59-60	74	579	457	1615	21.8
Willie Naulls	60-61	79	737	372	1846	23.4
Richie Guerin	61-62	78	839	625	2303	29.5

KENNY SEARS

Age—29, born in Watsonville, Calif., Aug. 17, 1933

Height—6 feet 9 inches. Weight—195 pounds

Home—Watsonville, Calif. College—Santa Clara



Sears led the New York Knicks in scoring twice in his first six years with the team. In 1957-58 he had 1,342 points for an 18.6 average and in 1958-59, 1,488 for 21.0. In 1956-57 he just missed by 10 points to be runner-up to Harry Gallatin. The tall West Coast native was second to Willie Naulls for club rebounds in 1957-58, 14 behind the latter, and also in 1958-59. In 1959-60 Kenny missed 8 games because of injuries and was third to Richie Guerin and Naulls in points. Sears missed 25 games in 1960-61 because of a fractured jaw received in a collision with Detroit's George Lee. His points that season were 750 for a 14.4 norm. Sears was the Knicks' No. 1 draft pick in 1955 from Santa Clara where in his senior year he scored 535 points for a 22.3 average behind a sensational .501 shooting percentage. In his junior and senior seasons he was voted the outstanding player in Northern California ahead of Bill Russell. He hits with soft one handers and has surprising spring under the baskets. Kenny is one of the fastest and most agile big men in the NBA. He can set, drive or handoff and does a lot of each. Sears played in the 1958 and 1959 NBA East-West games, and was one of the leading scorers in each contest.


	<i>Games</i>	<i>Points</i>	<i>Average</i>	<i>Rebounds</i>	<i>Assists</i>
1955-56	70	896	12.8	616	114
1956-57	72	1069	14.8	614	101
1957-58	72	1342*	18.6*	785	126
1958-59	71	1488*	21.0*	658	136
1959-60	64	1187	18.5	876	127
1960-61	52	750	14.4	293	102

* Team leader.

KNICKS WHO PLAYED IN NBA ALL STAR GAMES

1951.....	Vince Boryla, Harry Gallatin, Dick McGuire
1952.....	Harry Gallatin, Dick McGuire, Max Zaslofsky
1953.....	Carl Braun, Harry Gallatin
1954.....	Carl Braun, Harry Gallatin, Dick McGuire
1955.....	Carl Braun, Harry Gallatin, Dick McGuire
1956.....	Carl Braun, Harry Gallatin, Dick McGuire
1957.....	Carl Braun, Nat Clifton, Harry Gallatin
1958.....	Richie Guerin, Willie Naulls, Kenny Sears
1959.....	Richie Guerin, Kenny Sears
1960.....	Richie Guerin, Willie Naulls
1961.....	Richie Guerin, Willie Naulls
1962.....	Richie Guerin, Johnny Green, Willie Naulls

GENE SHUE



Age—31, born in Baltimore, Md., Dec. 18, 1931

Height—6 feet 2 inches. Weight—175 pounds

Home—Lutherville, Md. College—Maryland


The Knicks obtained Shue from the Detroit Pistons, August 29, 1962 in return for Darrall Imhoff and cash. Gene was a top ranking guard with the Pistons the past six years. His 1,712 points, for a 22.8 average, in 1959-60 set a record for NBA backcourt men. He raised his total points to 1,765 in 1960-61, a norm of 22.6. Last season he scored 1,522, averaging 19.0, and was runner-up to Bailey Howell for team honors. Shue was voted to the NBA All-Star first team in 1960 and to the second team in 1961. He played in the last five East-West pro games. In six seasons Shue became Detroit's top career scorer with 7,974 points in 440 games, an average of 18.1. Gene was the Philadelphia Warriors' No. 1 draft pick in 1954 after a successful career at the University of Maryland. The Warriors sold him to New York early that season. The following year he played 72 games with the Knicks, averaging 9.2. In the Spring of 1956 he was traded to Ft. Wayne (now Detroit) for the Pistons' first draft choice (Ron Sobie). Gene ranks with the best foul shooters and playmakers in the league. He was fifth in assists last season with 465. In 1959-60 he tied with Wilt Chamberlain for record total minutes played, 3,338, was sixth in NBA points and second in free throw percentage with .872.

	Games	Points	Average	Rebounds	Assists
1954-55 Phila.-N. Y.	62	259	4.2	154	89
1955-56 New York	72	661	9.2	212	179
1956-57 Ft. Wayne	72	787	10.9	421	238
1957-58 Detroit	63	982	15.6	333	172
1958-59 Detroit	72	1266	17.6	335	231
1959-60 Detroit	75	1712	22.8	409	295
1960-61 Detroit	78	1765	22.6	334	530
1961-62 Detroit	80	1522	19.0	372	465


GUERIN CLOSING IN ON BRAUN'S RECORD

Richie Guerin, who set a New York Knickerbockers' one season scoring record last year with 2,303 points, an average of 29.5 for 78 games, is closing in on Carl Braun for the all-time Knick career total. Braun scored 10,449 points in 12 seasons as a Knick. Guerin, in six years, has 8,665. He needs 1,785 to crack Carl's mark, which he should do this Winter if he approaches last season's performance. If Rich's does he'll become No. 11 among all-time NBA scorers. The NBA leaders, going into this season were: Dolph Schayes, 18,620 (14 years), Paul Arizin, 16,266 (10), Bob Cousy, 15,952 (12), Bob Pettit, 15,325 (8), Bill Sharman, 12,665 (11), George Mikan, 11,764 (9), Jack Twyman, 11,472 (7).


ONNIS BUTCHER




BUCKY BUCKNER




DAVE BUDD



GENE CONLEY



DON FRIEDERICHS—Team Trainer



Service-wise, the grand pappy of the New York Knickerbockers is Trainer Don Friederichs. This is his 12th season with the club. His duties are numerous and varied and often patience taxing, but Don has never been known to "blow his wig." An additional chore is road secretary. He's proud of his record of not losing a single Knick on a road trip, and the club travels thousands of miles by plane, train, bus and cab during the course of a campaign.

Den mother Don is an inexhaustible body of activity. He's always on the go. He's first man in the Knicks' dressing room, last to leave and last to hit the sack at the end of a long evening. Although shy and tolerant, Don has on occasions disagreed with a referee's call. He's never been fined because he has a clever trick of looking the other way when voicing his objections. Usually some innocent Knick on the bench gets the ref's 100-watt warning glare.

"Donie Baby," as he's affectionately called by the Knicks, is the demanding weight watcher of his charges, a cut mender, vitamins taking insistent, tape wrapper, gripe listener, personal problems consultant and transportation dispatcher. He has a string of 640 games before a death in the family broke the streak in December of 1958.

Friederichs, 39 years old, is from Detroit. He spent five years in the Coast Guard as a pharmacist mate, later two years at the University of Detroit as a dental student. He quit molars for a trainers' school in Florida, worked a year for the Lakeland baseball club then joined the Knicks. He lives in Englewood, N. J. Summer of 1960 he was trainer for the Richmond Virginians, a New York Yankees' farm club.

KNICKS' ALL-TIME SCORING RECORDS

(INDIVIDUAL, ONE GAME)

Points—57, by Richie Guerin vs. Syracuse at New York, Dec. 11, 1959.
Field Goals—23, by Willie Naulls vs. Detroit at New York, Feb. 7, 1961; 23, by Richie Guerin vs. Boston at New York, Feb. 4, 1962.
Free Throws—22 (of 23) by Richie Guerin vs. Boston at Boston, Feb. 11, 1961.
Rebounds—33, by Harry Gallatin vs. Ft. Wayne at Ft. Wayne, March 15, 1953.
Assists—21, by Richie Guerin vs. St. Louis at New York, Dec. 12, 1958.

(TEAM, ONE GAME)

Points—152, vs. Syracuse at New York, Dec. 11, 1959.
Points, One Quarter—45 (3 times), vs. Boston at New York, March 19, 1955; vs. Philadelphia at New York, Nov. 3, 1957; vs. Boston at Syracuse, Jan. 9, 1958.
Points, One Half—81 (twice), vs. Syracuse at New York, Feb. 16, 1960; vs. Boston at Boston, Feb. 11, 1961.
Points, Three Quarters—115, vs. Philadelphia at Philadelphia, Feb. 25, 1962.
Field Goals—61, vs. Syracuse at New York, Dec. 11, 1959.
Free Throws—51, vs. Baltimore at New York, March 26, 1949.
Rebounds—102 (twice), vs. Syracuse at Philadelphia, Jan. 2, 1958; vs. Philadelphia at Philadelphia, Nov. 19, 1960.
Assists—40, vs. St. Louis at New York, Nov. 26, 1957.
Personal Fouls—48, vs. Syracuse at Syracuse, March 26, 1950.

All-Time Garden Pro Records

PLAYER Full Game

- Most Points—71 by Elgin Baylor of Los Angeles vs. New York, Nov. 15, 1960.
Most FGA—48, by Elgin Baylor of Los Angeles vs. New York, Nov. 15, 1960.
Most FGM—28, by Elgin Baylor of Los Angeles vs. New York, Nov. 15, 1960.
Most FTA—26, by Richie Guerin, New York vs. Syracuse, Dec. 11, 1959.
Most FTM—21, by Richie Guerin, New York vs. Syracuse, Dec. 11, 1959.
Most Rebounds—38, by Wilt Chamberlain of Philadelphia vs. Los Angeles, Nov. 29, 1960.
Most Assists—21, by Richie Guerin, New York vs. St. Louis, Dec. 12, 1958.
Most Personals—8, on Jack Toomay, Baltimore vs. New York, March 26, 1949.

One Half

- Most Points—37, by Elgin Baylor of Los Angeles vs. New York, Nov. 15, 1960.
Most FGA—28, by Elgin Baylor of Los Angeles vs. New York, Nov. 15, 1960.
Most FGM—15, by Elgin Baylor of Los Angeles vs. New York, Nov. 15, 1960.
Most FTA—15, by Richie Guerin, New York vs. Syracuse, Dec. 11, 1959; 15, by Richie Guerin, New York vs. Boston, Feb. 14, 1962.
Most FTM—12, by Richie Guerin, New York vs. Syracuse, Dec. 11, 1959; 12, by Dave Gambee, Syracuse vs. New York, Dec. 12, 1961.
Most Rebounds—22, by Bill Russell, Boston vs. New York, Feb. 6, 1960, and by Wilt Chamberlain of Philadelphia vs. Los Angeles, Nov. 29, 1960.
Most Assists—11, by Richie Guerin, New York vs. St. Louis, Dec. 12, 1958.
Most Personals—6 on Wayne Embry, Cincinnati vs. St. Louis, Dec. 8, 1959, 6 on Jack Toomay, Baltimore vs. New York, March 26, 1949.

One Quarter

- Most Points—26, by Cliff Hagan, St. Louis vs. New York, Feb. 4, 1958.
Most FGA—18, by Elgin Baylor of Los Angeles vs. New York, Nov. 15, 1960.
Most FGM—12, by Cliff Hagan, St. Louis vs. New York, Feb. 4, 1958.
Most FTA—14, by Dave Gambee, Syracuse vs. New York, Dec. 12, 1961.
Most FTM—12, by Dave Gambee, Syracuse vs. New York, Dec. 12, 1961.
Most Rebounds—14, by Bill Russell, Boston vs. New York, Feb. 6, 1960; 14, by Bob Pettit, St. Louis vs. Syracuse, Oct. 26, 1961.
Most Assists—8, by Richie Guerin, New York vs. St. Louis, Dec. 12, 1958; 8, by Bob Cousy, Boston vs. New York, Dec. 17, 1961.
Most Personals—6 on Connie Dierking, Syracuse vs. Cincinnati, Nov. 17, 1959.

ONE TEAM Full Game

- Most Points—152, by New York vs. Syracuse, Dec. 11, 1959.
Most FGA—136, by Boston vs. Detroit, one overtime, Nov. 15, 1960. 135, by New York vs. Syracuse, regular playing time, Dec. 11, 1959.
Most FGM—61, by New York vs. Syracuse, Dec. 11, 1959.
Most FTA—64, by New York vs. Baltimore, March 26, 1949.
Most FTM—51, by New York vs. Baltimore, March 26, 1949.
Most Rebounds—107, by Detroit vs. Boston, one overtime, Nov. 15, 1960. 103, by Boston vs. New York, regular playing time, Dec. 8, 1959.
Most Assists—40, by New York vs. St. Louis, Nov. 26, 1957.
Most Personals—53, by Baltimore vs. New York, March 26, 1949.
Most Disqualifications—6 on Baltimore vs. New York, March 26, 1949.

One Half

- Most Points—81, by New York vs. Syracuse, Feb. 16, 1960.
Most FGA—68, by New York vs. Syracuse, Dec. 11, 1959.
Most FGM—33, by New York vs. Syracuse, Feb. 16, 1960.
Most FTA—36, by New York vs. Baltimore, March 26, 1949.
Most FTM—29, by New York vs. Baltimore, March 26, 1949.
Most Rebounds—58, by Boston vs. New York, Dec. 8, 1959.
Most Assists—20, by New York vs. St. Louis, Nov. 26, 1957.
Most Personals—32, on Baltimore vs. New York, March 26, 1949.
Most Disqualifications—5, on Baltimore vs. New York, March 26, 1949; 5, on New York vs. Baltimore, March 26, 1949.

One Quarter

- Most Points—45, by New York vs. Boston, March 19, 1955; 45, by New York vs. Philadelphia, Nov. 3, 1957.
Most FGA—35, by New York vs. Syracuse, Dec. 11, 1959.
Most FGM—20, by Philadelphia vs. St. Louis, Feb. 15, 1961.

All-Time Garden Pro Records

Most FTA—27, by New York vs. Minneapolis, Dec. 1, 1959.
Most FTM—19, by New York vs. Minneapolis, Dec. 1, 1959; 19, by Boston vs. Minneapolis, Feb. 16, 1960.
Most Rebounds—31, by New York vs. Syracuse, Dec. 11, 1959.
Most Assists—14, by Philadelphia vs. Syracuse, Dec. 6, 1960.
Most Personals—17, on Baltimore vs. New York, March 26, 1949.
Most Disqualifications—4, on Baltimore vs. New York, March 26, 1949.

TWO TEAMS

Full Game

Most Points—273 (New York 152, Syracuse 121), Dec. 11, 1959.
Most FGA—260 (Boston 136, Detroit 124, one overtime), Nov. 15, 1960, 249 (New York 127, Boston 122, regular playing time), Feb. 6, 1960.
Most FGM—111 (Boston 58, New York 53), Feb. 28, 1960.
Most FTA—118 (New York 64, Baltimore 54), March 26, 1949.
Most FTM—98 (New York 51, Baltimore 47), March 26, 1949.
Most Rebounds—188 (Detroit 107, Boston 81, one overtime), Nov. 15, 1960, 172 (Boston 103, New York 69, regular playing time), Dec. 8, 1959.
Most Assists—76 (New York 40, St. Louis 36), Nov. 26, 1957.
Most Personals—100 (Baltimore 53, New York 47), March 26, 1949.
Most Disqualifications—11 (Baltimore 6, New York 5), March 26, 1949.

One Half

Most Points—144 (New York 81, Syracuse 63), Feb. 16, 1960.
Most FGA—130 (Boston 67, New York 63), Feb. 6, 1960.
Most FGM—62 (New York 33, Syracuse 29), March 1, 1960.
Most FTA—68 (New York 36, Baltimore 32), March 26, 1949.
Most FTM—56 (New York 29, Baltimore 27), March 26, 1949.
Most Rebounds—94 (Philadelphia 49, Boston 45), Feb. 23, 1960.
Most Assists—38 (New York 20, St. Louis 18), Nov. 26, 1957.
Most Personals—61 (Baltimore 32, New York 29), March 26, 1949.
Most Disqualifications—11 (Baltimore 6, New York 5), March 26, 1949.

One Quarter

Most Points—84 (New York 43, Syracuse 41), Feb. 16, 1960.
Most FGA—66 (Boston 35, New York 31), Feb. 6, 1960.
Most FGM—35 (Syracuse 18, New York 17), Feb. 16, 1960.
Most FTA—34 (New York 18, Baltimore 16), March 26, 1949.
Most FTM—29 (New York 15, Baltimore 14), March 26, 1949.
Most Rebounds—49 (Boston 25, Philadelphia 24), Feb. 23, 1960.
Most Assists—19 (New York 10, St. Louis 9), Nov. 26, 1957.
Most Personals—36 (Baltimore 19, New York 17), March 26, 1949.
Most Disqualifications—8 (Baltimore 4, New York 4), March 26, 1949.

HOW KNICKS FARED IN PLAYOFFS

1947—Beat Cleveland, 2 games to 1; lost to Philadelphia, 0 to 2.
1948—Lost to Baltimore, 1 game to 2.
1949—Beat Baltimore, 2 games to 1; lost to Washington, 1 to 2.
1950—Beat Washington, 2 games to 0; lost to Syracuse, 1 to 2.
1951—Beat Boston, 2 games to 0; beat Syracuse, 3 to 2; lost to Rochester in finals, 3 to 4.
1952—Beat Boston, 2 games to 1; beat Syracuse, 3 to 2; lost to Minneapolis in finals, 3 to 4.
1953—Beat Baltimore, 2 games to 0; beat Boston, 3 to 1; lost to Minneapolis in finals, 1 to 4.
1954—(Round Robin), lost 2 games each to Boston and Syracuse, winning none.
1955—Lost to Boston, 1 game to 2.
1956—Did not make playoffs.
1957—Did not make playoffs.
1958—Did not make playoffs.
1959—Lost to Syracuse, 2 games to 0.
1960—Did not make playoffs.
1961—Did not make playoffs.
1962—Did not make playoffs.

All-Time Playoffs Record—Won 32, lost 35. At home, won 23, lost 10. Away, won 9, lost 25.

ALL-TIME KNICKERBOCKER ROSTER

Player	College	Height	Seasons
Ackerman, Buddy	Long Island U.	6-0	1953-54
Anderegg, Bob	Michigan State	6-3	1959-60
Anielak, Don	S. W. Missouri	6-7	1954-55
Atha, Dick	Indiana State	6-2	1955-56
Baechtold, Jim	Eastern Kentucky	6-4	1953-57
Bartels, Ed	N. C. State	6-6	1949-50
Bell, Whitey	N. Car. State	6-1	1959-60
Bergen, Gary	Utah Univ.	6-8	1956-57
Bird, Jerry	Kentucky	6-6	1958-59
Blaney, George	Holy Cross	6-1	1961-62
Boryla, Vince	Notre Dame and Denver U.	6-5	1949-53
Braun, Carl	Colgate	6-5	1947-50
			1952-60
Brennan, Pete	North Carolina	6-6	1958-59
Brindley, Aud	Dartmouth	6-4	1946-47
Buckner, Cleveland	Jackson State	6-7	1961-
Budd, Dave	Wake Forest	6-6	1960-
Bunt, Dick	New York U.	6-0	1952-53
Burton, Ed	Michigan State	6-6	1961-62
Butcher, Donnis	Pikeville	6-2	1961-
Butler, Al	Niagara	6-2	1961-
Byrnes, Tommy	Seton Hall	6-3	1946-49
Christ, Fred	Fordham	6-4	1954-55
Clifton, Nat	Xavier (New Orleans)	6-7	1950-57
Clugrigh, Bob	Kentucky	6-10	1946-47
Colone, Joe		6-5	1948-49
Conley, Gene	Washington State	6-8	1962-
Cook, Bert	Utah State	6-3	1954-55
Donovan, Harry	Muhlenberg	6-2	1949-50
Dukes, Walter	Seton Hall	7-0	1955-56
Ellefson, Ray	Oklahoma A. and M.	6-8	1950-51
Farmer, Mike	San Francisco	6-7	1958-60
Felix, Ray	Long Island	6-11	1954-60
Fitzgerald, Bob	Seton Hall	6-5	1946-47
Fleishman, Jerry	New York U.	6-2	1952-53
Frey, Frido	Long Island	6-2	1946-47
Friend, Larry	California	6-4½	1957-58
Gallatin, Harry	N. E. Missouri	6-6	1948-57
Garmaker, Dick	Minnesota	6-3	1960-61
George, Jack	LaSalle	6-3	1959-60
Gottlieb, Leo		5-11	1946-48
Green, John	Michigan State	6-3	1959-
Grigsby, Chuck	Dayton	6-5	1954-55
Guerin, Richie	Iona	6-4	1956-
Heddrick, Herm	Canisius	6-5	1954-55
Hertzberg, Sonny	CCNY	6-0	1946-47
Hoffman, Paul	Purdue	6-2	1954-55
Hogue, Paul	Cincinnati	6-9	1962-
Holub, Dick	Long Island	6-6	1947-48
Hutchins, Mel	Brigham Young	6-6	1957-58
Imhoff, Darrall	California	6-10	1960-62
James, Gene	Marshall	6-4	1948-51
Jordan, Phil	Whitworth	6-10	1956-57
			1960-62
Kaftan, George	Holy Cross	6-3	1950-52
Kaplowitz, Ralph	New York U.	6-2	1946-47
Kistler, Doug	Duke	6-9	1961-62
Knight, Bob		6-2	1954-55
Knorek, Lee	Detroit U.	6-7	1946-49

Continued on Next Page

ALL-TIME KNICKERBOCKER ROSTER

Player	College	Height	Seasons
Kuka, Ray	Notre Dame and Montana State	6-3	1947-49
Lavelli, Tony	Yale	6-3	1950-51
Lumpp, Ray	New York U.	6-1	1948-53
Mangiapane, Frank	New York U.	5-10	1946-47
Martin, Slater	Texas	5-10	1956-57
Martin, Whitey	St. Bonaventure	6-2	1961-62
McCann, Brendan	St. Bonaventure	6-2	1957-60
McGaha, Melvin	Arkansas	6-1	1948-49
McGuire, Al	St. John's	6-2	1951-54
McGuire, Dick	St. John's	6-0	1949-57
McNeill, Bob	St. Joseph's	6-1	1960-61
Militzok, Nat	Hofstra and Cornell	6-3	1946-47
Misaka, Wat	Utah University	5-7	1947-48
Mullens, Bob	Fordham	6-1½	1946-47
Murphy, Dick	Manhattan	6-1	1946-47
Murphy, John		6-2	1946-47
Naulls, Willie	UCLA	6-6½	1956-
Noel, Paul	Kentucky	6-4	1947-50
Palmer, Bud	Princeton	6-4	1946-49
Palmer, Jim	Dayton	6-8	1959-61
Peterson, Bob	Oregon University	6-5	1954-56
Polson, Ralph	Whitworth	6-7½	1952-53
Raiken, Sherwin	Villanova	6-2	1952-53
Ramsey, Cal	NYU	6-4½	1959-60
Ritter, Goebel	Eastern Kentucky	6-2	1948-51
Rollins, Phil	Louisville	6-2	1960-61
Rosenstein, Hank	CCNY	6-4	1946-47
Rothenberg, Irv	Long Island	6-8	1948-49
Rudometkin, John	USC	6-6	1962-
Santini, Bob	Iona	6-5	1955-56
Schaus, Fred	West Virginia	6-5	1953-54
Schechtman, Ossie	Long Island	6-0	1946-47
Scherer, Herb	Long Island	6-9	1951-52
Sears, Kenny	Santa Clara	6-9	1955-61
			1962-
Sely, Frank	Furman	6-3	1958-59
Shavlik, Ron	North Carolina State	6-8	1956-57
Shrider, Dick	Ohio University	6-1½	1948-49
Shue, Gene	Maryland	6-2	1954-56
			1962-
Simmons, Connie		6-8	1949-54
Smith, Bill	St. Peter's	6-5	1961-62
Smith, Ed	Harvard	6-6	1953-54
Smith, Tom	St. Peter's	6-1	1951-52
Smyth, Joe	Niagara	6-3	1953-54
Sobie, Ron	DePaul	6-3	1956-59
Sparrow, Guy	Detroit	6-6	1957-59
Spoelstra, Art	Western Kentucky	6-9	1957-58
Stith, Sam	St. Bonaventure	6-2	1961-62
Stutz, Stan	Rhode Island	5-11	1946-48
Surhoff, Dick	John Marshall	6-4	1952-53
Tanenbaum, Sid	New York University	6-0	1947-49
Turner, Jack	Western Kentucky	6-4	1954-55
Tyra, Charlie	Louisville	6-8	1957-61
Van Breda Kolff, Bill	Princeton	6-3	1946-50
Vandeweghe, Ernie	Colgate	6-3	1949-54
			1955-56
Weber, Forest	Purdue	6-6	1946-47
Zaslofsky, Max	St. John's	6-2	1950-53

NATIONAL BASKETBALL ASSOCIATION

Final Standings for 1961-62

EASTERN DIVISION

	Bost.	Phil.	Syr.	N.Y.	L.A.	Cin.	Det.	St. L.	Chi.	W.	L.	Pct.
Boston	—	8	10	8	6	7	5	7	9	60	20	.750
Phila.	4	—	6	8	3	5	7	6	10	49	31	.612
Syracuse ...	2	6	—	9	2	4	5	4	7	41	39	.512
N. Y.	4	4	3	—	2	4	4	4	4	29	51	.362

WESTERN DIVISION

	Bost.	Phil.	Syr.	N.Y.	L.A.	Cin.	Det.	St. L.	Chi.	W.	L.	Pct.
L. A.	3	6	6	6	—	7	8	10	8	54	26	.675
Cincinnati	1	3	5	5	5	—	6	9	9	43	37	.537
Detroit	3	1	4	5	4	6	—	7	7	37	43	.462
St. Louis ...	2	3	4	4	2	3	5	—	6	29	51	.362
Chicago ...	1	0	1	6	2	1	3	4	—	18	62	.225

Individual Scoring Leaders

	G	FG	FT	Pts.	Avg.		G	FG	FT	Pts.	Avg.
Chamberlain, Phila.	80	1597	835	4029	50.4	Hemsohn, Bost.	78	692	358	1742	22.3
Bellamy, Chi.	79	973	549	2495	31.6	Arizin, Phila.	78	611	484	1706	21.9
Robertson, Cin.	79	866	700	2432	30.8	Greer, Syr.	71	644	331	1619	22.8
Pettit, St. L.	78	867	695	2429	31.1	Howell, Det.	79	553	470	1576	19.9
West, L. A.	75	799	712	2310	30.8	Shue, Det.	80	580	362	1522	19.0
Guerin, N. Y.	78	839	625	2303	29.5	Embry, Cin.	75	564	356	1484	19.8
Naulls, N. Y.	75	747	383	1877	25.0	Russell, Bost.	76	575	286	1436	18.9
Baylor, L. A.	48	680	476	1836	38.2	S. Jones, Bost.	78	589	239	1417	18.2
Twyman, Cin.	80	739	353	1831	22.9	LaRusso, L. A.	80	516	342	1374	17.1
Hagan, St. L.	77	701	362	1764	22.9						

FIELD GOAL PERCENTAGE

FREE THROW PERCENTAGE

	FGA	FG	Pct.		FTA	FT	Pct.
Bellamy, Chi.	1895	973	.513	Schayes, Syr.	319	286	.896
Chamberlain, Phila.	3159	1597	.505	Naulls, N. Y.	455	383	.842
Robertson, Cin.	1810	860	.478	Costello, Syr.	295	247	.837
Twyman, Cin.	1542	739	.478	Hagan, St. L.	439	362	.825
Boozer, Cin.	916	410	.477	Ramsey, Boston	405	334	.825

LEADERS IN REBOUNDS

LEADERS IN ASSISTS

	G.	No.	Avg.		G.	No.	Avg.
Chamberlain, Phila.	80	2052	25.6	Robertson, Cin.	79	889	11.2
Russell, Boston	76	1891	24.9	Rodgers, Phila.	80	633	7.9
Bellamy, Chi.	79	1500	19.0	Cousy, Boston	75	584	7.8
Pettit, St. L.	78	1457	18.7	Guerin, N. Y.	78	539	6.9
Kerr, Syr.	80	1176	14.7	Shue, Detroit	80	465	5.8

Most Points Scored in One Game—Chamberlain, Philadelphia (vs. New York at Hershey, Pa., March 2, 1962)	100
Most Free Throws in One Game—Chamberlain, Philadelphia (vs. New York at Hershey, Pa., March 2, 1962)	28
Most Assists in One Game—Robertson, Cincinnati (vs. Syracuse, October 29, 1961)	22
Most Rebounds in One Game—Russell, Boston (vs. New York at Providence, December 21, 1961)	39
Most Personal Fouls—Dukes, Detroit	327
Most Games Disqualified—Dukes, Detroit	20

LEAGUE ALL-STAR TEAMS

1946-47

FIRST TEAM

Joe Fulks Philadelphia
 Bob Feerick Washington
 Stan Miasek Detroit
 Bones McKinney Washington
 Max Zaslofsky Chicago

SECOND TEAM

Ernie Calverley Providence
 Frank Baumholtz Cleveland
 John Logan St. Louis
 Chuck Halbert Chicago
 Fred Scolari Washington

1947-48

Joe Fulks Philadelphia
 Max Zaslofsky Chicago
 Ed Sadowski Boston
 Howie Dallmar Philadelphia
 Bob Feerick Washington

John Logan St. Louis
 Carl Braun New York
 Stan Miasek Detroit
 Fred Scolari Washington
 Buddy Jeannette Baltimore

1948-49

George Mikan Minneapolis
 Joe Fulks Philadelphia
 Bob Davies Rochester
 Max Zaslofsky Chicago
 Jim Pollard Minneapolis

Arnie Risen Rochester
 Bob Feerick Washington
 Bones McKinney Washington
 Kenny Sailors Providence
 John Logan St. Louis

1949-50

George Mikan Minneapolis
 Jim Pollard Minneapolis
 Alex Groza Indianapolis
 Bob Davies Rochester
 Max Zaslofsky Chicago

Frank Brian Anderson
 Fred Schaus Fort Wayne
 Dolph Schayes Syracuse
 Al Cervi Syracuse
 Ralph Beard Indianapolis

1950-51

George Mikan Minneapolis
 Alex Groza Indianapolis
 Ed Macauley Boston
 Bob Davies Rochester
 Ralph Beard Indianapolis

Dolph Schayes Syracuse
 Frank Brian Tri-Cities
 Vern Mikkelsen Minneapolis
 Joe Fulks Philadelphia
 Dick McGuire New York

1951-52

George Mikan Minneapolis
 Ed Macauley Boston
 Paul Arizin Philadelphia
 Bob Cousy Boston
 Bob Davies Rochester
 Dolph Schayes Syracuse

Larry Foust Fort Wayne
 Vern Mikkelsen Minneapolis
 Jim Pollard Minneapolis
 Bob Wanzer Rochester
 Andy Phillip Philadelphia

1952-53

George Mikan Minneapolis
 Bob Cousy Boston
 Neil Johnston Philadelphia
 Ed Macauley Boston
 Dolph Schayes Syracuse

Bill Sharman Boston
 Vern Mikkelsen Minneapolis
 Bob Wanzer Rochester
 Bob Davies Rochester
 Andy Phillip Philadelphia

1953-54

Bob Cousy Boston
 Neil Johnston Philadelphia
 George Mikan Minneapolis
 Dolph Schayes Syracuse
 Harry Gallatin New York

Ed Macauley Boston
 Jim Pollard Minneapolis
 Carl Braun New York
 Bob Wanzer Rochester
 Paul Seymour Syracuse

LEAGUE ALL-STAR TEAMS

1954-55

Neil Johnston	Philadelphia	Vern Mikkelsen	Minneapolis
Bob Cousy	Boston	Barry Gallatin	New York
Dolph Schayes	Syracuse	Paul Seymour	Syracuse
Bob Pettit	Milwaukee	Slater Martin	Minneapolis
Larry Foust	Fort Wayne	Bill Sharman	Boston

1955-56

Bob Pettit	St. Louis	Dolph Schayes	Syracuse
Paul Arizin	Philadelphia	Maurice Stokes	Rochester
Neil Johnston	Philadelphia	Clyde Lovellette	Minneapolis
Bob Cousy	Boston	Slater Martin	Minneapolis
Bill Sharman	Boston	Jack George	Philadelphia

1956-57

Paul Arizin	Philadelphia	George Yardley	Fort Wayne
Dolph Schayes	Syracuse	Maurice Stokes	Rochester
Bob Pettit	St. Louis	Neil Johnston	Philadelphia
Bob Cousy	Boston	Dick Garmaker	Minneapolis
Bill Sharman	Boston	Slater Martin	St. Louis

1957-58

Bob Pettit	St. Louis	Bill Russell	Boston
Dolph Schayes	Syracuse	Maurice Stokes	Cincinnati
George Yardley	Detroit	Cliff Hagan	St. Louis
Bob Cousy	Boston	Slater Martin	St. Louis
Bill Sharman	Boston	Tom Gola	Philadelphia

1958-59

Bob Pettit	St. Louis	Cliff Hagan	St. Louis
Elgin Baylor	Minneapolis	Dolph Schayes	Syracuse
Bill Russell	Boston	Paul Arizin	Philadelphia
Bob Cousy	Boston	Slater Martin	St. Louis
Bill Sharman	Boston	Richie Guerin	New York

1959-60

Bob Pettit	St. Louis	Jack Twyman	Cincinnati
Elgin Baylor	Minneapolis	Dolph Schayes	Syracuse
Wilt Chamberlain	Philadelphia	Bill Russell	Boston
Bob Cousy	Boston	Richie Guerin	New York
Gene Shue	Detroit	Bill Sharman	Boston

1960-61

Bob Pettit	St. Louis	Dolph Schayes	Syracuse
Elgin Baylor	Los Angeles	Tommy Heinsoln	Boston
Wilt Chamberlain	Philadelphia	Bill Russell	Boston
Bob Cousy	Boston	Larry Costello	Syracuse
Oscar Robertson	Cincinnati	Gene Shue	Detroit

1961-62

Bob Pettit	St. Louis	Tommy Heinsoln	Boston
Elgin Baylor	Los Angeles	Jack Twyman	Cincinnati
Wilt Chamberlain	Philadelphia	Bill Russell	Boston
Jerry West	Los Angeles	Richie Guerin	New York
Oscar Robertson	Cincinnati	Bob Cousy	Boston

ALL-TIME FINAL LEAGUE STANDINGS

1946-47 Season

EASTERN DIVISION				WESTERN DIVISION					
	Won	Lost	Pct.	Games Behind		Won	Lost	Pct.	Games Behind
Washington	49	11	.817		Chicago	39	22	.639	
Philadelphia	35	25	.583	14	St. Louis	38	23	.623	1
NEW YORK	33	27	.550	16	Cleveland	30	30	.500	8½
Providence	28	32	.467	21	Detroit	20	40	.333	18½
Toronto	22	38	.367	27	Pittsburgh	15	45	.250	23½
Boston	22	38	.367	27					

1947-48 Season

Philadelphia	27	21	.563		St. Louis	29	19	.604	
NEW YORK	26	22	.542	1	*Baltimore	28	20	.583	1
Boston	20	28	.417	7	*Chicago	28	20	.583	1
Providence	6	42	.125	21	*Washington	28	20	.583	1

*In a special playoff for second place Chicago beat Washington and Baltimore beat Chicago. Thus Baltimore was awarded second, Chicago third and Washington fourth.

1948-49 Season

Washington	38	22	.633		Rochester	45	15	.750	
NEW YORK	32	28	.533	6	Minneapolis	44	16	.733	1
Baltimore	29	31	.483	9	Chicago	38	22	.633	7
Philadelphia	28	32	.467	10	St. Louis	29	31	.483	16
Boston	25	35	.417	13	Fort Wayne	22	38	.367	23
Providence	12	48	.200	26	Indianapolis	18	42	.300	27

1949-50 Season

Syracuse	51	13	.797		Indianapolis	39	25	.609	
NEW YORK	40	28	.588	13	Anderson	37	27	.578	2
Washington	32	36	.471	21	Tri-Cities	29	35	.453	10
Philadelphia	26	42	.382	27	Sheboygan	22	40	.355	16
Baltimore	25	43	.368	28	Waterloo	19	43	.306	19
Boston	22	46	.324	31	Denver	11	51	.177	27

CENTRAL DIVISION

	Won	Lost	Pct.	Games Behind		Won	Lost	Pct.	Games Behind
*Minneapolis	51	17	.750		Chicago	40	28	.588	11
Rochester	51	17	.750		St. Louis	26	42	.382	25
*Fort Wayne	40	28	.588	11					

*Minneapolis beat Rochester in a playoff for first place, and Fort Wayne beat Chicago for third place.

1950-51 Season

Philadelphia	40	26	.606		Minneapolis	44	24	.647	
Boston	39	30	.565	2½	Rochester	41	27	.603	3
NEW YORK	36	30	.545	4	Fort Wayne	32	36	.471	12
Syracuse	32	34	.485	8	Indianapolis	31	37	.456	13
Baltimore	24	42	.364	16	Tri-Cities	25	43	.368	19
*Washington	10	25	.286						

*Disbanded.

1951-52 Season

Syracuse	40	26	.606		Rochester	41	25	.621	
Boston	39	27	.591	1	Minneapolis	40	26	.606	1
NEW YORK	37	29	.561	3	Indianapolis	34	32	.515	7
Philadelphia	33	33	.500	7	Fort Wayne	29	37	.439	12
Baltimore	20	46	.303	20	Milwaukee	17	49	.258	24

1952-53 Season

NEW YORK	47	23	.671		Minneapolis	48	22	.686	
Syracuse	47	24	.662	½	Rochester	44	26	.629	4
Boston	46	25	.648	1½	Fort Wayne	36	33	.522	11½
Baltimore	16	54	.229	31	Indianapolis	28	43	.395	20½
Philadelphia	12	57	.174	34½	Milwaukee	27	44	.380	21½

ALL-TIME FINAL LEAGUE STANDINGS

1953-54 Season

	Won	Lost	Games		Won	Lost	Pct.	Games Behind	
			Pct.	Behind					
NEW YORK	44	28	.611		Minneapolis	46	26	.639	
Boston	42	30	.583	2	Rochester	44	28	.611	2
Syracuse	42	30	.583	2	Fort Wayne	40	32	.556	6
Philadelphia	29	43	.403	15	Milwaukee	21	51	.292	25
Baltimore	16	56	.222	28					

1954-55 Season

Syracuse	43	29	.597		Fort Wayne	43	29	.597	
NEW YORK	38	34	.528	5	Minneapolis	40	32	.556	3
Boston	36	36	.500	7	Rochester	29	43	.403	14
Philadelphia	33	39	.458	10	Milwaukee	26	46	.361	17

1955-56 Season

Philadelphia	45	27	.625		Fort Wayne	37	35	.514	
Boston	39	33	.542	6	†Minneapolis	33	39	.458	4
*NEW YORK	35	37	.486	10	†St. Louis	33	39	.458	4
*Syracuse	35	37	.486	10	Rochester	31	41	.431	6

*Syracuse beat New York in playoff for third place.

†Minneapolis beat St. Louis in playoff for second place.

1956-57 Season

Boston	44	28	.611		*St. Louis	34	38	.472	
Syracuse	38	34	.528	6	*Minneapolis	34	38	.472	
Philadelphia	37	35	.514	7	*Fort Wayne	34	38	.472	
NEW YORK	36	36	.500	8	Rochester	31	41	.431	3

*In playoff for first place St. Louis won; Minneapolis placed second and Fort Wayne third.

1957-58 Season

Boston	49	23	.681		St. Louis	41	31	.569	
Syracuse	41	31	.569	8	*Detroit	33	39	.458	8
Philadelphia	37	35	.514	12	*Cincinnati	33	39	.458	8
NEW YORK	35	37	.486	14	Minneapolis	19	53	.264	22

*Tied for second, Detroit won coin flip for home court advantage in playoffs.

1958-59 Season

Boston	52	20	.722		St. Louis	49	23	.681	
NEW YORK	40	32	.556	12	Minneapolis	33	39	.458	16
Syracuse	35	37	.486	17	Detroit	28	44	.389	22
Philadelphia	32	40	.444	20	Cincinnati	19	53	.264	30

1959-60 Season

Boston	59	16	.786		St. Louis	46	29	.613	
Philadelphia	49	26	.653	10	Detroit	30	45	.400	16
Syracuse	45	30	.600	14	Minneapolis	29	50	.333	22
NEW YORK	27	48	.360	32	Cincinnati	19	56	.253	27


1960-61 Season

Boston	57	22	.721		St. Louis	51	28	.645	
Philadelphia	46	33	.582	11	Los Angeles	36	43	.456	15
Syracuse	38	41	.481	19	Detroit	34	45	.430	17
NEW YORK	21	58	.266	36	Cincinnati	33	46	.418	18

1961-62 Season


Boston	60	20	.750		Los Angeles	54	26	.657	
Philadelphia	49	31	.612	11	Cincinnati	43	37	.537	11
Syracuse	41	39	.512	19	Detroit	37	43	.462	17
NEW YORK	29	51	.362	31	St. Louis	29	51	.362	25
					Chicago	18	62	.225	36

GENE SHUE



JOHNNY GREEN

PAUL HOGUE



KENNY SEARS

