


**N
E
W

Y
O
R
K

K
N
I
C
K
S**



1963-64

one dollar

NEW YORK KNICKS 1963-64 SCHEDULE

At Home

Thurs., Oct. 17.....	Knicks-Baltimore	Wed., Dec. 25.....	Knicks-Los Angeles Harlem Magicians
Tues., Oct. 22.....	Knicks-Los Angeles	Tues., Dec. 31.....	Knicks-San Francisco
Sat., Oct. 26.....	Knicks-Philadelphia	Sat., Jan. 4.....	Knicks-Cincinnati
Tues., Oct. 29.....	Knicks-St. Louis	Tues., Jan. 21.....	Knicks-Cincinnati Baltimore-Philadelphia
Sat., Nov. 2.....	Knicks-Baltimore	Sat., Jan. 25.....	Knicks-Philadelphia
Wed., Nov. 13.....	Knicks-St. Louis Boston-Los Angeles	Tues., Jan. 28.....	Knicks-Boston
Sat., Nov. 16.....	Knicks-Cincinnati	Sat., Feb. 1.....	Knicks-San Francisco
Tues., Nov. 19.....	Knicks-Boston Cincinnati-Detroit	Tues., Feb. 4.....	Knicks-Baltimore Boston-St. Louis
Sat., Nov. 23.....	Knicks-Detroit	Sat., Feb. 8.....	Knicks-Boston
Tues., Nov. 26.....	Knicks-Los Angeles Cincinnati-San Francisco	Sat., Feb. 15.....	Knicks-Cincinnati Harlem Magicians
Sat., Nov. 30.....	Knicks-Philadelphia Baltimore-Detroit	Tues., Feb. 18.....	Knicks-Los Angeles
Tues., Dec. 3.....	Knicks-San Francisco	Sun. Aft., Feb. 23.....	Knicks-Philadelphia
Sat., Dec. 7.....	Knicks-Cincinnati	Tues., Feb. 25.....	Knicks-Boston Philadelphia-St. Louis
Tues., Dec. 10.....	Knicks-Boston Philadelphia-St. Louis	Sat., Feb. 29.....	Knicks-San Francisco Boston-Detroit
Sat., Dec. 14.....	Knicks-Philadelphia	Tues., Mar. 3.....	Knicks-Cincinnati
Tues., Dec. 17.....	Knicks-Detroit Baltimore-Boston	Sunday Aft., Mar. 8.....	Knicks-Philadelphia
Sat., Dec. 21.....	Knicks-Boston	Tues., Mar. 10.....	Knicks-St. Louis
		Sunday Aft., Mar. 15.....	Knicks-Detroit

Away

Sat., Oct. 19.....	at Cincinnati	Fri., Jan. 10.....	at San Francisco
Wed., Oct. 23.....	at Baltimore	Sat., Jan. 11.....	Los Angeles at San Diego
Fri., Oct. 25.....	at Philadelphia	Sun., Jan. 12.....	San Francisco at Oakland
Wed., Oct. 30.....	at St. Louis	Fri., Jan. 17.....	Detroit at Boston
Wed., Nov. 6.....	at Los Angeles	Sun., Jan. 19.....	at Baltimore
Thurs., Nov. 7.....	at San Francisco	Fri., Jan. 24.....	at Cincinnati
Sat., Nov. 9.....	San Francisco at Oakland	Sun., Jan. 26.....	at Boston
Sun., Nov. 10.....	at Los Angeles	Wed., Jan. 29.....	at St. Louis
Fri., Nov. 15.....	at Boston	Thurs., Jan. 30.....	at Detroit
Wed., Nov. 20.....	at Philadelphia	Wed., Feb. 5.....	at Philadelphia
Wed., Nov. 27.....	San Francisco at Boston	Fri., Feb. 7.....	at Boston
Fri., Nov. 29.....	at Cincinnati	Tues., Feb. 11.....	at St. Louis
Wed., Dec. 4.....	at Detroit	Fri., Feb. 14.....	at Cincinnati
Fri., Dec. 6.....	Baltimore at Boston	Sun., Feb. 16.....	at Baltimore
Wed., Dec. 11.....	at Philadelphia	Wed., Feb. 19.....	St. Louis at Philadelphia
Thurs., Dec. 12.....	at Cincinnati	Sat., Feb. 22.....	at Detroit
Wed., Dec. 18.....	at Boston	Fri., Feb. 28.....	Detroit at Boston
Thurs., Dec. 19.....	Boston at Providence	Sun., Mar. 1.....	at Boston
Thurs., Dec. 26.....	at St. Louis	Sat., Mar. 7.....	at Philadelphia
Thurs., Jan. 2.....	at Baltimore	Thur., Mar. 12.....	at Cincinnati
Fri., Jan. 3.....	Baltimore at Philadelphia	Sat., Mar. 14.....	at Detroit
Sun., Jan. 5.....	at Philadelphia	Tues., Mar. 17.....	at Boston
Wed., Jan. 8.....	at Los Angeles		

FROM THE SPORTS LIBRARY OF
RETROSEASONS  **com**

www.retroseasons.com/library/

MADISON SQUARE GARDEN CORPORATION


OFFICERS



EDWIN M. OST, JR.
Vice President and Treasurer



IRVING MITCHELL FELT
Chairman and President



NED IRISH
*President
Madison Square Garden
Division*



WILLIAM M. JENNINGS
Secretary

BOARD OF DIRECTORS

IRVING MITCHELL FELT
Chairman

DAVID G. BAIRD
JOHN J. BERGEN
Honorary Chairman
ENOS CURTIN

EDWARD S. IRISH
WILLIAM M. JENNINGS
CLARE G. MILLER
EDWIN M. OST, JR.

RICHARD C. PATTERSON, JR.
A. CHARLES SCHWARTZ
D. FRASER SULLIVAN
LAURENCE A. TISCH

NEW YORK KNICKERBOCKERS

OFFICERS

Irving Mitchell Felt, *Chairman*


Ned Irish, *President*

Edwin M. Ost, Jr., *Vice-President and Treasurer*

William M. Jennings, *Secretary*




Eddie Donovan
Coach




Fred Podesta
Asst. to President and
General Manager


John Goldner*Business Manager*
Lester Scott*Public Relations*
Bill Norris*Trainer*
Red Holzman*Scout*
Dr. Kazuo Yanagisawa*Team Physician*




AL BUTLER



DONNIS BUTCHER



LEN CHAPPELL



BOB DUFFY

1963-64 NEW YORK KNICKERBOCKERS

COACH EDDIE DONOVAN

This is Eddie Donovan's third season as coach of the New York Knickerbockers. He is 40 years old, a resident of Elizabeth, N. J., and prior to taking over the Knicks on May 8, 1961, he coached St. Bonaventure University's court teams for eight years. He led the Bonnies to the final of the 1960 Holiday Festival, in Madison Square Garden, losing to Ohio State by two points. St. Bonaventure, under Donovan, competed in four straight National Invitation Tournaments, in New York, and in the 1961 National Collegiate championship. His eight-year won-loss record was 139-57.

Donovan was named 1961 "Coach of the Year" by the New York Basketball Writers Association, after the Bonnies had posted a 24-4 mark and were repeatedly No. 2 or 3 in the weekly national polls conducted by the Associated Press and United Press-International.

The mild-mannered, crew-cut Donovan is a figure of dignity, dedication and detail and popular with players, fans and sportswriters. "I am very happy to have Eddie Donovan as our coach," said Ned Irish, president of Madison Square Garden.

Donovan, who came out of the New Jersey playgrounds and Elizabeth's St. Patrick's High School, enrolled at St. Bonaventure in 1946. He played basketball there three years, but retired because of a broken hand in his senior season to coach the freshman team. Following a Navy hitch he joined the St. Bonaventure faculty in 1953 after teaching in the Olean, N. Y., public school system and coaching the Olean High School team. His two-year scholastic record was 30 victories in 39 starts, including a sectional championship.


At St. Bonaventure, Eddie developed Tom Stith, twice an All-America selection. Stith was runner-up to Oscar Robertson in national scoring in 1960 with a 31.5 average and third in 1961 with a 29.6 norm.

PAST LEAGUE CHAMPIONS


1946-47.....	Philadelphia, beat Chicago	4 games to 1
1947-48.....	Baltimore, beat Philadelphia	4 games to 2
1948-49.....	Minneapolis, beat Washington	4 games to 2
1949-50.....	Minneapolis, beat Syracuse	4 games to 2
1950-51.....	Rochester, beat NEW YORK	4 games to 3
1951-52.....	Minneapolis, beat NEW YORK	4 games to 3
1952-53.....	Minneapolis, beat NEW YORK	4 games to 1
1953-54.....	Minneapolis, beat Syracuse	4 games to 3
1954-55.....	Syracuse, beat Fort Wayne	4 games to 3
1955-56.....	Philadelphia, beat Fort Wayne	4 games to 1
1956-57.....	Boston, beat St. Louis	4 games to 3
1957-58.....	St. Louis, beat Boston	4 games to 2
1958-59.....	Boston, beat Minneapolis	4 games to 0
1959-60.....	Boston, beat St. Louis	4 games to 3
1960-61.....	Boston, beat St. Louis	4 games to 1
1961-62.....	Boston, beat Los Angeles	4 games to 3
1962-63.....	Boston, beat Los Angeles	4 games to 2




GENE CONLEY




DAVE BUDD



BILLY MCGILL



TOM HOOVER



Art Heyman (left) dribbling past Frank Selvy.

1963-64 NEW YORK KNICKERBOCKERS

COACH—EDDIE DONOVAN

No.	Player	Age	No.	Wt.	College	Hometown
10	Dave Budd	25	6-6	210	Wake Forest	Woodbury, N. J.
19	Donnis Butcher	27	6-2	200	Pikeville (Ky.)	Williamsport, Ky.
3	Al Butler	25	6-2	180	Niagara	Rochester, N.Y.
5	Gene Conley	33	6-8	225	Washington St.	Foxboro, Mass.
24	Len Chappell	22	6-8	240	Wake Forest	Portage, Pa.
9	Bob Duffy	23	6-3	185	Colgate	Katonah, N. Y.
6	Tom Gola	30	6-6	205	LaSalle	Philadelphia, Pa.
11	Johnny Green	29	6-5	200	Michigan St.	Dayton, Ohio
4	Art Heyman	22	6-5	205	Duke	Rockville Ctr., N.Y.
23	Tom Hoover	22	6-9	230	Villanova	Philadelphia, Pa.
12	Bill McGill	24	6-9	215	Utah	Los Angeles, Cal.
18	John Rudometkin	23	6-6	205	USC	Santa Maria, Cal.

DAVE BUDD

Age—25, born in Woodbury, N. J., Oct. 28, 1938
Height—6 feet 6 inches. **Weight**—205 pounds
Home—Woodbury, N. J. **College**—Wake Forest



Budd showed marked improvement last season, his third with the club, when he scored 739 points for a 9.5 average, as compared to his 1961-62 figures of 514 for a 6.5 norm. Also his rebounds rose from 345 to 395. He had the best shooting percentage of all Knicks, hitting for .502, a very fine average for a corner man. Dave is one of the best shots in the league, but he is a dedicated team player, always looking for the free man in better position to shoot. Durable, he's missed only three games in the past two years and he does an excellent job under the boards against taller opponents. He excels on defense, usually guarding the opposing team's top forward and drawing their unstinted admiration. Budd, who first hit national headlines at Wake Forest College, led the Deacons in scoring and rebounding in his sophomore and junior seasons. He sparked Wake Forest to the 1959 Dixie Classic title and to a first place tie with North Carolina in the Atlantic Coast Conference. His Wake Forest career totals were 1,014 points, a 13.5 average for 75 games, and 682 rebounds, a 9.1 norm. He was New York's No. 2 draft selection in 1960, being strongly recommended by his coach Bones McKinney, a former NBA star with Washington and Boston.

	<i>Games</i>	<i>Points</i>	<i>Average</i>	<i>Rebounds</i>	<i>Assists</i>
1960-61	61	399	6.5	297	45
1961-62	79	514	6.5	345	86
1962-63	78	739	9.5	395	87

DAVE BUDD'S 1962-63 SCORING AGAINST NBA RIVALS

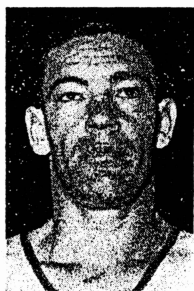
	<i>Games</i>	<i>Average Minutes</i>	<i>Field Goals</i>	<i>Free Throws</i>	<i>Total Points</i>	<i>Average Points</i>
Cincinnati	12	24.5	45	35	125	10.4
Syracuse	12	23.7	53	12	118	9.8
Boston	12	19.9	41	27	109	9.1
Los Angeles	8	21.6	37	13	87	10.8
Detroit	9	23.1	32	21	85	9.4
Chicago	9	21.7	34	15	83	9.2
St. Louis	9	25.3	32	18	82	9.1
San Francisco	7	14.8	20	10	50	7.1
Totals	78	1725	294	151	739	9.5
Field goal percentage502	
Free throw percentage748	

KNICKS' ALL-TIME RECORD AGAINST CURRENT RIVALS

	<i>Won</i>	<i>Lost</i>		<i>Won</i>	<i>Lost</i>
Boston	73	100	†Los Angeles	53	64
*Philadelphia	66	90	‡Cincinnati	59	63
*San Francisco	77	92	¶Detroit	61	58
†St. Louis	48	57	¶Baltimore	10	10

*Formerly Philadelphia. †Formerly Milwaukee. ‡Formerly Minneapolis. §Formerly Rochester. ¶Formerly Ft. Wayne. ¶Formerly Chicago. xFormerly Syracuse.

DONNIS BUTCHER



Age—27, born in Williamsport, Ky., Feb. 8, 1936
Height—6 feet 2 inches. **Weight**—187 pounds
Home—Williamsport, Ky. **College**—Pikeville, Ky.

This rugged, aggressive guard showed considerable improvement last season, his second with the Knicks, when used more frequently by Coach Donovan. From 138 points (47 games) and a 2.9 average in 1961-62, Donnis raised his totals to 475 and a 7.0 norm in 1962-63 for 68 contests. As a play maker his assists rose from 51 to 136 and his rebounds from 82 to 178. He had a commendable field goal percentage of .406 and frequently earned the plaudits of fans with his competitive spirit. Butcher was drafted by New York in 1961, but a leg injury, received in baseball, kept him from reporting to training camp. He didn't debut with the Knicks that season until Dec. 1. He won national attention in small college ranks while at Pikeville, Ky., where he totalled 2,073 points in 88 games for a career average of 23.6. His rebounds were 1,086 and his assists 750. Butcher was picked on the All-Kentucky Conference team three years running. He captained the Meade High School team, in his home town of Williamsport, Ky., that won 32 straight games in 1954-55. His honors included all-state, all-regional and all-district. Prior to entering college, Butcher played AAU basketball for three years with National Cash Register of Dayton, O. Hails from agricultural and coal mining area of Kentucky. Has five-year old daughter, Deborah,

	<i>Games</i>	<i>Points</i>	<i>Average</i>	<i>Rebounds</i>	<i>Assists</i>
1961-62	47	138	2.9	82	51
1962-63	68	475	7.0	178	136

DONNIS BUTCHER'S 1962-63 SCORING AGAINST NBA RIVALS

	<i>Games</i>	<i>Average Minutes</i>	<i>Field Goals</i>	<i>Free Throws</i>	<i>Total Points</i>	<i>Average Points</i>
Boston	11	18.1	20	24	82	7.4
Syracuse	10	15.1	23	26	72	7.2
St. Louis	8	18.0	25	20	70	8.8
Cincinnati	10	18.8	28	10	66	6.6
Detroit	9	20.5	20	23	63	7.0
Los Angeles	7	20.1	24	10	58	8.4
Chicago	8	17.4	18	15	51	6.4
San Francisco	5	7.8	5	3	13	2.6
Totals	68	1193	172	131	475	7.0
Field goal percentage406
Free throw percentage675

KNICKS REACHED PLAYOFF FINAL THREE TIMES

The Knicks' best season was 1952-53 when they led the Eastern Division with 47-23, a .671 percentage. They also topped the division the following season (44-28) but were defeated both times in the playoffs. The 1952-53 loss to the Minneapolis Lakers marked the third straight season the Knicks had reached and been defeated in the final playoff round.

AL BUTLER

Age—25, born in Rochester, N. Y., July 9, 1938
Height—6 feet 2 inches. **Weight**—175 pounds
Home—Rochester, N. Y. **College**—Niagara

This is Butler's third season in the NBA. New York bought him from the Boston Celtics early in December of 1961 after he had appeared in five games with the world champions. Al was Boston's second draft selection in 1961. He alternated in the New York backcourt last season with Richie Guerin, Gene Shue, Tom Gola and Donniss Butcher, scoring 738 points for a 10.0 average in 74 games. For 54 games with the Knicks in 1961-62, Butler had 800 points for a 14.8 norm. He was second to Guerin in assists with 203, but last season dropped 156 as he saw less action with Gola and Shue available. As a junior at Niagara, Al collected 748 points, a 28.8 pace, for sixth spot in national scoring. At Rochester's East High School, in 1957, he was voted to the All-America scholastic team, along with such headliners as Jerry Lucas, Tony Jackson and Tom Meschery. Butler's three-year total at Niagara was 1,596. He set school records in his sophomore and junior campaigns. A history major he once taught at Niagara Falls' Gaskell Junior High School. Last Summer he was with one of the Knick units touring five Eastern states giving clinics for boy campers.



	<i>Games</i>	<i>Points</i>	<i>Average</i>	<i>Rebounds</i>	<i>Assists</i>
1961-62 (Boston)	5	31	6.2	12	4
1961-62 (New York).....	54	800	14.8	230	199
1962-63	74	738	10.0	160	156
Totals	59	831	14.1	342	203

AL BUTLER'S 1962-63 SCORING AGAINST NBA RIVALS

	<i>Games</i>	<i>Average Minutes</i>	<i>Field Goals</i>	<i>Free Throws</i>	<i>Total Points</i>	<i>Average Points</i>
St. Louis	8	23.1	46	25	117	14.6
Syracuse	12	21.3	47	22	116	9.7
Boston	10	18.5	44	18	106	10.6
Cincinnati	10	19.8	38	14	90	9.0
Chicago	10	22.3	34	17	85	8.5
Los Angeles	7	20.7	35	7	77	11.0
Detroit	9	17.3	25	24	74	8.2
San Francisco	8	17.6	28	17	73	9.1
Totals	74	1488	297	144	738	10.0
Field goal percentage439	
Free throw percentage770	

LEN CHAPPELL



Age—22, born in Portage, Pa., Jan. 31, 1941
Height—6 feet 8 inches. Weight—240 pounds
Home—Portage, Pa. College—Wake Forest

This rugged forward was purchased from the Philadelphia 76ers Oct. 21, 1963. The first draft choice of the Syracuse Nationals (now Philadelphia) in 1962, Chappell played in all 80 of the Nats' games last season. Averaging only 15 minutes of playing time per game, he scored 8.9 and hit on 46.5 percent of his field-goal attempts. In addition, he grabbed 461 rebounds.

Chappell, an All-America as a senior at Wake Forest, totalled 2,165 points in his three-year varsity career with the Deacons, a record for the Atlantic Coast Conference. He was selected to the league's all-star team three seasons and as the outstanding player in two. In addition, he was chosen the ACC's athlete-of-the-year as a senior. Len had a three-year scoring average of 24.9 at Wake Forest with 14 rebounds per game. While a sophomore with the Deacons, he was a teammate of Dave Budd. Chappell collected 2,240 points in high school at Portage, Pa., only 12 less than Wilt Chamberlain at Overbrook H. S. in Philadelphia. Another one in the growing number of athletes who wears contact lenses.

	<i>Games</i>	<i>Points</i>	<i>Average</i>	<i>Rebounds</i>	<i>Assists</i>
1962-63 Syracuse	80	710	8.9	461	56

TOM HOOVER

Age—22, born in Washington, D. C., Jan. 23, 1941
Height—6 feet 9 inches. Weight—230 pounds
Home—Philadelphia, Pa. College—Villanova

Tom was acquired from the Philadelphia 76ers on waivers at the start of the season. Hoover was the No. 1 draft choice of the Syracuse Nationals (now Philadelphia) at the 1963 meetings. Philadelphia released Hoover when Connie Dierking came out of retirement to back up veteran Johnny Kerr. Hoover, now a resident of Philadelphia, was a nationally prominent basketball player and football end at Archbishop Carroll High School in Washington, D. C. He was named to the All-America scholastic court team in 1959, the same year that Art Heyman was so honored. "He is strong and a good leaper," says Knick coach Eddie Donovan. "He gets the ball off the defensive backboard and quickly sets up the fast break."



GENE CONLEY

Age—33, born in Muskogee, Okla., Nov. 10, 1930
Height—6 feet 8 inches. **Weight**—225 pounds
Home—Foxboro, Mass. **College**—Washington State



Conley, in his first season with the New York Knicks last winter, scored 630 points in 70 games for a 9.0 average, his best offensive record in five NBA campaigns, four of them with the Boston Celtics. Gene was New York's third best rebounder with 471. The Knicks obtained Conley from the Chicago Zephyrs, Sept. 10, 1962, for Phil Jordon and rookie Cliff Luyk. Chicago (now the Baltimore Bullets) a new NBA entrant in 1961 selected Conley from a pool of players designated by the eight other league clubs. However, he did not report to the Zephyrs. Gene played one year of varsity basketball at Washington State then signed as a pitcher with the Boston Braves. His first season with the Boston Celtics was 1952-53, then he quit basketball for five years. He returned to the Celts in 1958 and remained through 1961. Averaging less than 20 minutes playing time per game in 1960 and 1961, Gene nevertheless took 1,140 rebounds, an average of 8, and scored 950 points. He played on three straight Boston championship squads, 1959-61. The past two seasons he pitched for the Boston Red Sox, but a shoulder injury sidelined him most of the 1963 schedule. As a high school athlete in Richland, Wash., Conley won letters in basketball, baseball and high jump.

	<i>Games</i>	<i>Points</i>	<i>Average</i>	<i>Rebounds</i>	<i>Assists</i>
1952-53 Boston	39	88	2.3	171	19
1958-59 Boston	50	209	4.2	276	19
1959-60 Boston	71	478	6.7	590	32
1960-61 Boston	75	472	6.3	550	40
1962-63 New York	70	630	9.0	471	70

GENE CONLEY'S 1962-63 SCORING AGAINST NBA RIVALS

	<i>Games</i>	<i>Average Minutes</i>	<i>Field Goals</i>	<i>Free Throws</i>	<i>Total Points</i>	<i>Average Points</i>
Boston	12	25.6	48	21	117	9.8
Syracuse	11	20.8	44	21	109	9.9
Chicago	8	23.6	35	15	85	10.6
Los Angeles	8	22.6	32	19	83	10.4
San Francisco	7	24.3	31	14	76	10.8
Cincinnati	9	20.9	21	17	59	6.5
Detroit	8	22.3	23	5	51	6.4
St. Louis	7	17.4	20	10	50	7.1
Totals	70	1527	254	122	630	9.0
Field goal percentage390	
Free throw percentage656	

KNICKS' PLAYOFF RESULTS AGAINST EACH RIVAL

	<i>Won</i>	<i>Lost</i>		<i>Won</i>	<i>Lost</i>
Cleveland Rebels	2	1	Syracuse Nationals	7	9
Philadelphia Warriors	0	2	Boston Celtics	8	6
Baltimore Bullets	5	3	Minneapolis Lakers	4	8
Washington Capitols	3	2	Rochester Royals	3	4

KNICKS WON 32 GAMES, LOST 35

TOM GOLA



Age—30, born in Philadelphia, Jan. 13, 1933
Height—6 feet 6 inches. **Weight**—205 pounds
Home—Philadelphia. **College**—LaSalle

Ranked among the all-time greats as a collegian at LaSalle, Gola came to the New York Knicks on Dec. 5, 1962 from the San Francisco Warriors in a trade for Willie Naulls and Kenny Sears. He was the Knicks' fourth leading scorer for 1962-63 with 896 points, a 12.3 average. He was runner-up to Richie Guerin in assists with 298, to Dave Budd in field goal percentage, .465 and to Johnny Green in rebounds 507. This is Tom's eighth NBA season. The Warrior franchise was shifted to San Francisco last year. Gola is famed for his hustle, superb ball handling and defense. He plays forward or guard equally well and is solid proof a player doesn't have to score in astronomical figures to be one of the NBA's most valuable men. Tom was All-America three times at LaSalle and twice voted the outstanding college player in the nation. He led LaSalle to the National Tournament title, in Madison Square Garden, as a freshman in 1952 and two years later paced the Explorers to the National Collegiate championship. He was chosen most valuable player in the 1952 and 1954 Holiday Festival, played in the Garden, and shared the honor with teammate Norm Grekin in the 1952 Invitation. Gola was selected four times for the annual NBA All-Star Game, but did not play in 1962 because of a broken hand.

	<i>Games</i>	<i>Points</i>	<i>Avg.</i>	<i>Re- bounds</i>	<i>Assists</i>
1955-56 Philadelphia	68	732	10.8	616	404
1956-57 (In Service)		↓			
1957-58 Philadelphia	59	813	13.8	639	327
1958-59 Philadelphia	64	901	14.1	710	269
1959-60 Philadelphia	75	1122	15.0	779	409
1960-61 Philadelphia	74	1050	14.2	692	292
1961-62 Philadelphia	60	820	13.7	585	286
1962-63 San Francisco and New York.....	73	896	12.3	507	298


TOM GOLA'S 1962-63 SCORING AGAINST NBA RIVALS

(NOTE)—Gola was obtained in a trade with San Francisco, December 5, 1962. He played 21 games with the Warriors. Below are his figures for 52 games with the Knicks.)

	<i>Games</i>	<i>Average Minutes</i>	<i>Field Goals</i>	<i>Free Throws</i>	<i>Total Points</i>	<i>Average Points</i>
Cincinnati	10	34.8	48	23	119	11.9
Syracuse	8	32.6	37	16	90	11.3
St. Louis	6	37.7	32	21	85	14.2
Chicago	6	33.1	31	15	77	12.8
Boston	7	36.0	29	16	74	10.6
Detroit	6	35.3	26	13	65	10.8
San Francisco	5	30.6	26	9	61	12.2
Los Angeles	4	36.8	23	7	53	13.3
Totals	52	1848	252	120	624	12.0
(With San Francisco)	21	39.1	111	50	272	13.0
(Overall)	73	2670	363	170	896	12.3
Field goal percentage465	
Free throw percentage776	

JOHNNY GREEN

Age—30, born in Dayton, Ohio, Dec. 8, 1933
Height—6 feet 5 inches. **Weight**—200 pounds
Home—Dayton, Ohio. **College**—Michigan State



"Jumping Johnny" was one of the most improved players in the league last season. This was affirmed when he was selected for the 13th annual NBA All-Star Game at Los Angeles and played a prominent role in the East's victory. Green, for the second straight year, was the Knicks' top rebounder and also was runner-up to Richie Guerin in scoring. He had 964 rebounds last season, seventh best in the league, and scored 1,444 points for an 18.1 average, 15th in the standings. This was an increase of 159 points over 1961-62. Green was the only Knick to appear in all 80 games for the second successive campaign. Johnny was New York's first draft choice in 1959 and was primarily a rebounder. It is not unusual for the 6-5 leaper to get his elbow above the rim of the basket. What hard work did for him scoring-wise is indicated by the records. In his rookie year, his average was 7.0, then successively 10.2, 16.1 and 18.1. This is his fifth season with the Knicks, and it is believed the ex-Michigan State star has yet to reach his full potential. Green is second to Harry Gallatin for Knick rebounds in one season. Gallatin, now coach of the St. Louis Hawks, grabbed 1,098 in 1953-54, 32 more than Green's 1961-62 total. Johnny was all-Big Ten three years. He did not play high school basketball. He first took up the sport while with the Marines. He was an unanimous all-service selection after leading Atsurgi Air Base (Japan) to the Central Command title.


	<i>Games</i>	<i>Points</i>	<i>Average</i>	<i>Rebounds</i>	<i>Assists</i>
1959-60	69	481	7.0	539	52
1960-61	78	787	10.2	818	97
1961-62	80	1285	16.1	1061*	202
1962-63	80	1444	18.1	964*	152

* Team leader.

JOHNNY GREEN'S 1962-63 SCORING AGAINST NBA RIVALS

	<i>Games</i>	<i>Average Minutes</i>	<i>Field Goals</i>	<i>Free Throws</i>	<i>Total Points</i>	<i>Average Points</i>
Syracuse	12	32.8	108	36	252	21.0
Cincinnati	12	31.5	90	64	244	20.3
Chicago	10	34.1	88	36	212	21.2
Boston	12	31.8	79	38	196	16.3
San Francisco	8	35.4	64	31	159	19.9
Los Angeles	8	29.8	61	15	137	17.1
Detroit	9	31.4	49	35	133	14.7
St. Louis	9	28.3	43	25	111	12.3
Totals	80	2503	582	280	1444	18.1
Field goal percentage462	
Free throw percentage638	

BILL MCGILL



Age—24, born in San Angelo, Texas, Sept. 16, 1939
Height—6 feet 9 inches. Weight—215 pounds
Home—Los Angeles, Cal. College—Utah

Obtained by the Knickerbockers Oct. 29, 1963 from the Baltimore Bullets in a trade for Gene Shue and Paul Hogue. First draft choice of the Chicago Zephyrs (now Baltimore) in 1962 but saw limited action behind Walt Bellamy. Playing only 10 minutes per game, Bill averaged 7.2 with a fine .513 field goal percentage. One of the great shooters in the game today, the former Utah All-America has a fine hook shot, a hook-jump and the normal jump shot. Bill broke every school scoring record in his brilliant three-year career at Utah, where he was twice selected All-America. He scored 60 points against Brigham Young for a Skyline Conference record and led the nation as a senior with a 38.8 average. His shooting percentage in his last year at Utah was a phenomenal .588. In his junior year, he led the Utes to the semi-final round of the NCAA tournament. One of the all-time California prep stars at Jefferson High School in Los Angeles.

	<i>Games</i>	<i>Points</i>	<i>Average</i>	<i>Rebounds</i>	<i>Assists</i>
1962-63 Chicago 61	442	7.2	161	38

KNICKS' ALL-TIME SCORING RECORDS

(INDIVIDUAL, ONE GAME)

Points—57, by Richie Guerin vs. Syracuse at New York, Dec. 11, 1959.

Field Goals—23, by Willie Naulls vs. Detroit at New York, Feb. 7, 1961; 23, by Richie Guerin vs. Boston at New York, Feb. 4, 1962.

Free Throws—22 (of 23) by Richie Guerin vs. Boston at Boston, Feb. 11, 1961.

Rebounds—33, by Harry Gallatin vs. Ft. Wayne at Ft. Wayne, March 15, 1953.

Assists—21, by Richie Guerin vs. St. Louis at New York, Dec. 12, 1958.

(TEAM, ONE GAME)

Points—152, vs. Syracuse at New York, Dec. 11, 1959.

Points, One Quarter—45 (3 times), vs. Boston at New York, March 19, 1955; vs. Philadelphia at New York, Nov. 3, 1957; vs. Boston at Syracuse, Jan. 9, 1958.

Points, One Half—81 (twice), vs. Syracuse at New York, Feb. 16, 1960; vs. Boston at Boston, Feb. 11, 1961.

Points, Three Quarters—115, vs. Philadelphia at Philadelphia, Feb. 25, 1962.

Field Goals—61, vs. Syracuse at New York, Dec. 11, 1959.

Free Throws—51, vs. Baltimore at New York, March 26, 1949.

Rebounds—102 (twice), vs. Syracuse at Philadelphia, Jan. 2, 1958; vs. Philadelphia at Philadelphia, Nov. 19, 1960.

Assists—40, vs. St. Louis at New York, Nov. 26, 1957.

Personal Fouls—48, vs. Syracuse at Syracuse, March 26, 1950.

ART HEYMAN

Age—22, born in Rockaway, N. Y., June 24, 1941
Height—6 feet 5 inches. Weight—205 pounds
Home—Rockville Centre, N. Y. College—Duke



Sensational career at Duke and the Knicks' top draft selection for 1963. Three years All-America. Named most valuable player in the 1963 NCAA tourney, at Louisville, even though Duke was eliminated in semi-finals. Also MVP for the 1963 East-West college game at Lexington, Ky. Three times all-Atlantic Coast Conference. Last season his 747 points (30 games) was highest total in major college competition. His 24.9 average was ninth best. Set Duke career mark of 1,984 points, breaking old record of 1,886 made by Dick Groat, St. Louis Cardinals' shortstop, in 1950-52. Heyman averaged 30 points as Duke freshman. Terrific rebounder, driver and playmaker. Can play either forward or guard. Played scholastic basketball at Ocean-side High, Long Island. Bulls his way to the basket like Elgin Baylor and Tommy Heinshon. What some of the coaches said about him: Bones McKinney (Wake Forest)—"I wouldn't attempt to add any adjectives about Heyman. He's great." Richie Regan (Seton Hall)—"As fine a college player as I have seen. I think he has a great future as a pro." Red Auerbach (Boston Celtics)—"Heyman was best of the collegians last season." George King (West Virginia)—"He's got to be the best college player in America. He does everything. Why, he even invents plays to beat you." Ed Hickey (Marquette)—"Heyman has the grace of a Bob Cousy, the strength of Tom Gola and the speed and smartness of a Bill Russell." Heyman's varsity records at Duke follow:


	<i>Games</i>	<i>Points</i>	<i>Average</i>	<i>Rebounds</i>	<i>Assists</i>
1960-61	25	629	25.2	272	10.9
1961-62	24	608	25.3	269	11.2
1962-63	30	747	24.9	324	10.8

KNICKS' SCORING FOR 1962-63 SEASON

	<i>G.</i>	<i>FG Made</i>	<i>FG Pct.</i>	<i>FT Made</i>	<i>FT Pct.</i>	<i>Rebounds</i>	<i>As-sists</i>	<i>Total Pts.</i>	<i>Avg. Pts.</i>
Guerin	79	596	.432	509	.848	331	348	1701	21.5
Green	80	582	.462	280	.638	964	152	1444	18.1
Shue	78	354	.396	208	.689	191	259	916	11.7
*Gola	73	363	.465	170	.776	507	298	896	12.3
Budd	78	294	.502	151	.748	395	87	739	9.5
Butler	74	297	.439	144	.770	160	156	738	10.0
Conley	70	254	.390	122	.656	471	70	630	9.0
Butcher	68	172	.406	131	.675	178	136	475	7.0
Hogue	50	152	.363	79	.454	430	42	383	7.7
†Nordmann	53	156	.489	59	.484	316	47	371	7.0
Rudometkin	56	108	.352	73	.768	150	30	289	5.2
Stith	25	37	.336	3	.300	39	18	77	3.1
‡Foley	11	20	.385	13	.867	16	5	53	4.8
‡Buckner	6	5	.500	2	.500	4	5	12	2.0

* 21 games with San Francisco—52 games with New York.
 † 27 games with St. Louis—26 games with New York.
 ‡ 5 games with Boston—6 games with New York.

BOD DUFFY




Age—23, born in Cold Springs, N. Y., Sept. 26, 1940
Height—6 feet, 3 inches. **Weight**—105 pounds
Home—Katonah, N. Y. **College**—Colgate

Acquired from the St. Louis Hawks, Nov. 11, 1963. A great scorer at Colgate where he set new Red Raider records, Bob is the third former Colgate star to play for the Knicks. Carl Braun, the Knick career scoring leader and Ernie Vandeweghe preceeded Duffy from the Hamilton campus to Madison Square Garden. Scored 1,591 points in three varsity seasons at Colgate, a 22.7 mark. As a senior during the 1961-62 season, he was sixth in the nation among major college scorers with a 26.6 norm. Had collegiate high of 48 points against the University of Rochester in 1962, another school mark. Was the Hawks' second draft choice in 1962 but saw limited action. Good speed and a fine playmaker, and shoots well from outside. Played high school ball at John Jay in Katonah, N. Y. where he won four letters and was named all-county three years. Averaged 32.1 as high school senior. His younger brother, Richie, is a junior guard on Syracuse University's team.

	<i>Games</i>	<i>Points</i>	<i>Average</i>	<i>Rebounds</i>	<i>Assists</i>
1962-63 St. Louis	42	154	3.7	39	83

KNICKS WHO PLAYED IN NBA ALL STAR GAMES

1951.....	Vince Boryla, Harry Gallatin, Dick McGuire
1952.....	Harry Gallatin, Dick McGuire, Max Zaslofsky
1953.....	Carl Braun, Harry Gallatin
1954.....	Carl Braun, Harry Gallatin, Dick McGuire
1955.....	Carl Braun, Harry Gallatin, Dick McGuire
1956.....	Carl Braun, Harry Gallatin, Dick McGuire
1957.....	Carl Braun, Nat Clifton, Harry Gallatin
1958.....	Richie Guerin, Willie Naulls, Kenny Sears
1959.....	Richie Guerin, Kenny Sears
1960.....	Richie Guerin, Willie Naulls
1961.....	Richie Guerin, Willie Naulls
1962.....	Richie Guerin, Johnny Green, Willie Naulls
1963.....	Richie Guerin, Johnny Green, Tom Gola



Tom Gola scoring against Cincinnati Royals.

MOST NBA POINTS ONE GAME BY CURRENT KNICKS

	<i>Points</i>	<i>Rival</i>	<i>Where</i>	<i>When</i>
Bill McGill	41	Los Angeles	New York	Nov. 26, 1963
Johnny Green	39	Cincinnati	New York	Nov. 27, 1962
Al Butler	35	Boston	New York	Jan. 26, 1962
Len Chappell	32	Los Angeles	New York	Nov. 26, 1963
Tom Gola	31	Boston	Boston	Mar. 26, 1958
Dave Budd	27	Syracuse	Syracuse	Mar. 7, 1963
Art Heyman	26	Boston	Boston	Nov. 15, 1963
Gene Conley	24	Philadelphia	Philadelphia	Nov. 26, 1959
Donnis Butcher	23	Philadelphia	Philadelphia	Oct. 25, 1963
John Rudometkin	22	Baltimore	New York	Oct. 17, 1963
Tom Hoover	16	St. Louis	New York	Oct. 29, 1963

JOHN RUDOMETKIN



Age—23, born in Santa Maria, Calif., June 6, 1940
Height—6 feet 6 inches. Weight—205 pounds
Home—Santa Maria, Calif. College—USC

Rudometkin was New York's second draft pick in 1962 after setting University of Southern California career records in scoring and rebounding. With the Knicks last season he played only 572 minutes in 56 games as a forward replacement. His totals were 289 points, a 5.2 average, 150 rebounds and 30 assists. Rudy graduated from USC hailed as the greatest player in Trojan history. His points, 1,484, were 400 more than made by the ex-USC and Boston Celtics' star Bill Sharman. He led the Trojans in scoring three

straight years and the Big Five Conference as a junior and senior. He boasts nine of the ten career marks listed in the USC basketball guide. Only Sharman's three-year free throw percentage record eluded Rudometkin and the former was recognized as the best foul shooter in the NBA. Rudometkin set an amazing record as a prep schooler at Santa Maria High. He was twice named to the All-America scholastic scoring 966 points as a junior and 781 as a senior.


	<i>Games</i>	<i>Points</i>	<i>Average</i>	<i>Rebounds</i>	<i>Assists</i>
1962-63	56	289	5.2	150	30

JOHN RUDOMETKIN'S 1962-63 SCORING AGAINST NBA RIVALS


	<i>Games</i>	<i>Average Minutes</i>	<i>Field Goals</i>	<i>Free Throws</i>	<i>Total Points</i>	<i>Average Points</i>
Chicago	8	11.1	24	17	65	8.1
Boston	9	10.4	18	17	53	5.9
Syracuse	11	10.4	19	14	52	4.6
Cincinnati	8	11.0	17	9	43	5.4
Detroit	6	15.0	14	7	35	5.8
Los Angeles	6	9.5	11	6	28	4.7
St. Louis	4	5.8	2	3	7	1.8
San Francisco	4	4.0	3	0	6	1.5
Totals	56	57.2	108	73	289	5.2
					Field goal percentage352
					Free throw percentage768

KNICKS' LEADING SCORER FOR PAST SEASONS


	<i>Year</i>	<i>G.</i>	<i>F.G.</i>	<i>F.T.</i>	<i>Pts.</i>	<i>Avg.</i>
Sonny Hertzberg	46-47	59	201	113	515	8.7
Carl Braun	47-48	47	276	119	671	14.3
Carl Braun	48-49	57	299	212	810	14.2
Carl Braun	49-50	67	373	285	1031	15.4
Vince Boryla	50-51	66	352	278	982	14.9
Max Zaslofsky	51-52	66	322	287	931	14.1
Carl Braun	52-53	70	323	331	977	14.0
Carl Braun	53-54	72	354	354	1062	14.8
Carl Braun	54-55	71	400	274	1074	15.1
Carl Braun	55-56	72	396	320	1112	15.4
Harry Gallatin	56-57	72	332	415	1079	15.0
Kenny Sears	57-58	72	445	452	1342	18.6
Kenny Sears	58-59	71	491	506	1488	21.0
Richie Guerin	59-60	74	579	457	1615	21.8
Willie Naulls	60-61	79	737	372	1846	23.4
Richie Guerin	61-62	78	839	625	2303	29.5
Richie Guerin	62-63	79	596	509	1701	21.5




JOHN RUDOMETKIN



ART HEYMAN



JOHN GREEN



TOM GOLA

BILL NORRIS—Team Trainer



Twenty-one year old Bill Norris, the Knickerbockers' new trainer, has the distinction of being the youngest major league conditioner in the country. Norris, from Ft. Myers, Fla., is in his first season with the Knicks after serving with the New York Mets' Auburn farm team during the 1963 New York-Penn League baseball season.

Norris began preparation for a trainer's job when he was only 12 years old, as a batboy, and then assistant clubhouse man at the Pittsburgh Pirates' training camp in Ft. Myers.

Bill graduated from Ft. Myers High School in 1960 where he played baseball and football. He then enrolled at Manatee Junior College, in Bradenton, specializing in physiology.

The clubhouse bug bit him after three semesters in school and he joined the Milwaukee Braves' organization in 1962 at Dublin in the Georgia-Florida League.

Last winter he attended a training school of Mets' Gus Mauch in Kissimmee, Fla. Upon graduation, he worked at the Mets' camp in St. Petersburg and the minor league camp at Columbus, Ga., before going to Auburn.

NBA ALL-STAR GAME RESULTS

- 1951—At Boston. Eastern All-Stars 111; Western All-Stars 94. Coaches—Joe Lapchick, New York (East); John Kundla, Minneapolis (West).
- 1952—At Boston. Eastern All-Stars 108; Western All-Stars 91. Coaches—Al Cervi, Syracuse (East); John Kundla, Minneapolis (West).
- 1953—At Fort Wayne. Western All-Stars 79; Eastern All-Stars 75. Coaches—John Kundla, Minneapolis (West); Joe Lapchick, New York (East).
- 1954—At New York. Eastern All-Stars 98; Western All-Stars 93 (one overtime). Coaches—Joe Lapchick, New York (East); John Kundla, Minneapolis (West).
- 1955—At New York. Eastern All-Stars 100; Western All-Stars 91. Coaches—Al Cervi, Syracuse (East); Charlie Eckman, Fort Wayne (West).
- 1956—At Rochester. Western All-Stars 108; Eastern All-Stars 94. Coaches—Charlie Eckman, Fort Wayne (West); George Senesky, Philadelphia (East).
- 1957—At Boston. Eastern All-Stars 109; Western All-Stars 97. Coaches—Red Auerbach, Boston (East); Bob Wanzer, Rochester (West).
- 1958—At St. Louis. Eastern All-Stars 130; Western All-Stars 118. Coaches—Red Auerbach, Boston (East); Alex Hannum, St. Louis (West).
- 1959—At Detroit. Western All-Stars 124; Eastern All-Stars 108. Coaches—Ed Macauley, St. Louis (West); Red Auerbach, Boston (East).
- 1960—At Philadelphia. Eastern All-Stars 125; Western All-Stars 115. Coaches—Red Auerbach, Boston (East); Ed Macauley, St. Louis (West).
- 1961—At Syracuse. Western All-Stars 153; Eastern All-Stars 131. Coaches—Paul Seymour (West); Red Auerbach (East).
- 1962—At St. Louis. Western All-Stars 150; Eastern All-Stars 130. Coaches—Fred Schaus (West); Red Auerbach (East).
- 1963—At Los Angeles. Eastern All-Stars 115; Western All-Stars 108. Coaches—Red Auerbach, Boston (East); Fred Schaus, Los Angeles (West).

EAST LEADS IN SERIES, 8 TO 5

Most Valuable Player Award—1951, Ed Macauley, Boston; 1952, Paul Arizin, Philadelphia; 1953, George Mikan, Minneapolis; 1954, Bob Cousy, Boston; 1955, Bill Sharman, Boston; 1956, Bob Pettit, St. Louis; 1957, Bob Cousy, Boston; 1958, Bob Pettit, St. Louis; 1959, Co-Winners Bob Pettit, St. Louis, and Elgin Baylor, Minneapolis; 1960, Wilt Chamberlain, Philadelphia; 1961, Oscar Robertson, Cincinnati; 1962, Bob Pettit, St. Louis; 1963, Bill Russell, Boston.

All-Time Garden Pro Records

PLAYER

Full Game

- Most Points—73, by Wilt Chamberlain of San Francisco vs. New York, Nov. 16, 1962.
Most FGA—48, by Elgin Baylor of Los Angeles vs. New York, Nov. 15, 1960.
Most FGM—29, by Wilt Chamberlain of San Francisco vs. New York, Nov. 16, 1962.
Most FTA—26, by Richie Guerin, New York vs. Syracuse, Dec. 11, 1959.
Most FTM—21, by Richie Guerin, New York vs. Syracuse, Dec. 11, 1959.
Most Rebounds—38, by Wilt Chamberlain of Philadelphia vs. Los Angeles, Nov. 20, 1960.
Most Assists—21, by Richie Guerin, New York vs. St. Louis, Dec. 12, 1958.
Most Personals—8, on Jack Toomay, Baltimore vs. New York, March 26, 1949.

One Half

- Most Points—45, by Wilt Chamberlain of San Francisco vs. New York, Nov. 16, 1962.
Most FGA—28, by Elgin Baylor of Los Angeles vs. New York, Nov. 15, 1960.
Most FGM—17, by Wilt Chamberlain of San Francisco vs. New York, Nov. 16, 1962.
Most FTA—15, by Richie Guerin, New York vs. Syracuse, Dec. 11, 1959; 15, by Richie Guerin, New York vs. Boston, Feb. 14, 1962.
Most FTM—12, by Richie Guerin, New York vs. Syracuse, Dec. 11, 1959; 12, by Dave Gambee, Syracuse vs. New York, Dec. 12, 1961.
Most Rebounds—22, by Bill Russell, Boston vs. New York, Feb. 6, 1960, and by Wilt Chamberlain of Philadelphia vs. Los Angeles, Nov. 20, 1960.
Most Assists—11, by Richie Guerin, New York vs. St. Louis, Dec. 12, 1958.
Most Personals—6 on Wayne Embry, Cincinnati vs. St. Louis, Dec. 8, 1959, 6 on Jack Toomay, Baltimore vs. New York, March 26, 1949.

One Quarter

- Most Points—26, by Cliff Hagan, St. Louis vs. New York, Feb. 4, 1958.
Most FGA—18, by Elgin Baylor of Los Angeles vs. New York, Nov. 15, 1960.
Most FGM—12, by Cliff Hagan, St. Louis vs. New York, Feb. 4, 1958.
Most FTA—14, by Dave Gambee, Syracuse vs. New York, Dec. 12, 1961.
Most FTM—12, by Dave Gambee, Syracuse vs. New York, Dec. 12, 1961.
Most Rebounds—14, by Bill Russell, Boston vs. New York, Feb. 6, 1960; 14, by Bob Pettit, St. Louis vs. Syracuse, Oct. 26, 1961.
Most Assists—8, by Richie Guerin, New York vs. St. Louis, Dec. 12, 1958; 8, by Bob Cousy, Boston vs. New York, Dec. 17, 1961.
Most Personals—6 on Connie Dierking, Syracuse vs. Cincinnati, Nov. 17, 1959.

ONE TEAM

Full Game

- Most Points—152, by New York vs. Syracuse, Dec. 11, 1959.
Most FGA—136, by Boston vs. Detroit, one overtime, Nov. 15, 1960, 135, by New York vs. Syracuse, regular playing time, Dec. 11, 1959.
Most FGM—61, by New York vs. Syracuse, Dec. 11, 1959.
Most FTA—64, by New York vs. Baltimore, March 26, 1949.
Most FTM—51, by New York vs. Baltimore, March 26, 1949.
Most Rebounds—107, by Detroit vs. Boston, one overtime, Nov. 15, 1960, 103, by Boston vs. New York, regular playing time, Dec. 8, 1959.
Most Assists—40, by New York vs. St. Louis, Nov. 26, 1957.
Most Personals—53, by Baltimore vs. New York, March 26, 1949.
Most Disqualifications—6 on Baltimore vs. New York, March 26, 1949.

One Half

- Most Points—81, by New York vs. Syracuse, Feb. 16, 1960.
Most FGA—69, by New York vs. Los Angeles, Dec. 4, 1962.
Most FGM—33, by New York vs. Syracuse, Feb. 16, 1960.
Most FTA—36, by New York vs. Baltimore, March 26, 1949.
Most FTM—29, by New York vs. Baltimore, March 26, 1949.
Most Rebounds—58, by Boston vs. New York, Dec. 8, 1959.
Most Assists—20, by New York vs. St. Louis, Nov. 26, 1957.
Most Personals—32, on Baltimore vs. New York, March 26, 1949.
Most Disqualifications—5, on Baltimore vs. New York, March 26, 1949; 5, on New York vs. Baltimore, March 26, 1949.

One Quarter

- Most Points—45, by New York vs. Boston, March 19, 1955; 45, by New York vs. Philadelphia, Nov. 3, 1957.
Most FGA—39, by New York vs. Los Angeles, Dec. 4, 1962.
Most FGM—20, by Philadelphia vs. St. Louis, Feb. 15, 1961.

All-Time Garden Pro Records

- Most FTA—27, by New York vs. Minneapolis, Dec. 1, 1959.
Most FTM—19, by New York vs. Minneapolis, Dec. 1, 1959; 19, by Boston vs. Minneapolis, Feb. 16, 1960.
Most Rebounds—31, by New York vs. Syracuse, Dec. 11, 1959.
Most Assists—14, by Philadelphia vs. Syracuse, Dec. 6, 1960.
Most Personals—17, on Baltimore vs. New York, March 26, 1949.
Most Disqualifications—4, on Baltimore vs. New York, March 26, 1949.

TWO TEAMS

Full Game

- Most Points—273 (New York 152, Syracuse 121), Dec. 11, 1959.
Most FGA—260 (Boston 136, Detroit 124, one overtime), Nov. 15, 1960, 249 (New York 127, Boston 122, regular playing time), Feb. 6, 1960.
Most FGM—111 (Boston 58, New York 53), Feb. 28, 1960.
Most FTA—118 (New York 64, Baltimore 54), March 26, 1949.
Most FTM—98 (New York 51, Baltimore 47), March 26, 1949.
Most Rebounds—188 (Detroit 107, Boston 81, one overtime), Nov. 15, 1960. 172 (Boston 103, New York 69, regular playing time), Dec. 8, 1959.
Most Assists—76 (New York 40, St. Louis 36), Nov. 26, 1957.
Most Personals—100 (Baltimore 53, New York 47), March 26, 1949.
Most Disqualifications—11 (Baltimore 6, New York 5), March 26, 1949.

One Half

- Most Points—144 (New York 81, Syracuse 63), Feb. 16, 1960.
Most FGA—130 (Boston 67, New York 63), Feb. 6, 1960.
Most FGM—62 (New York 33, Syracuse 29), March 1, 1960.
Most FTA—68 (New York 36, Baltimore 32), March 26, 1949.
Most FTM—56 (New York 29, Baltimore 27), March 26, 1949.
Most Rebounds—94 (Philadelphia 49, Boston 45), Feb. 23, 1960.
Most Assists—38 (New York 20, St. Louis 18), Nov. 26, 1957.
Most Personals—61 (Baltimore 32, New York 29), March 26, 1949.
Most Disqualifications—11 (Baltimore 6, New York 5), March 26, 1949.

One Quarter

- Most Points—84 (New York 43, Syracuse 41), Feb. 16, 1960.
Most FGA—66 (Boston 35, New York 31), Feb. 6, 1960.
Most FGM—35 (Syracuse 18, New York 17), Feb. 16, 1960.
Most FTA—34 (New York 18, Baltimore 16), March 26, 1949.
Most FTM—29 (New York 15, Baltimore 14), March 26, 1949.
Most Rebounds—49 (Boston 25, Philadelphia 24), Feb. 23, 1960.
Most Assists—19 (New York 10, St. Louis 9), Nov. 26, 1957.
Most Personals—36 (Baltimore 19, New York 17), March 26, 1949.
Most Disqualifications—8 (Baltimore 4, New York 4), March 26, 1949.

HOW KNICKS FARED IN PLAYOFFS

- 1947—Beat Cleveland, 2 games to 1; lost to Philadelphia, 0 to 2.
1948—Lost to Baltimore, 1 game to 2.
1949—Beat Baltimore, 2 games to 1; lost to Washington, 1 to 2.
1950—Beat Washington, 2 games to 0; lost to Syracuse, 1 to 2.
1951—Beat Boston, 2 games to 0; beat Syracuse, 3 to 2; lost to Rochester in finals, 3 to 4.
1952—Beat Boston, 2 games to 1; beat Syracuse, 3 to 2; lost to Minneapolis in finals, 3 to 4.
1953—Beat Baltimore, 2 games to 0; beat Boston, 3 to 1; lost to Minneapolis in finals, 1 to 4.
1954—(Round Robin), lost 2 games each to Boston and Syracuse, winning none.
1955—Lost to Boston, 1 game to 2.
1956—Did not make playoffs.
1957—Did not make playoffs.
1958—Did not make playoffs.
1959—Lost to Syracuse, 2 games to 0.
1960—Did not make playoffs.
1961—Did not make playoffs.
1962—Did not make playoffs.
1963—Did not make playoffs.

All-Time Playoffs Record—Won 32, lost 35. At home, won 23, lost 10. Away, won 9, lost 25.

ALL-TIME KNICKERBOCKER ROSTER

Player	College	Height	Seasons
Ackerman, Buddy	Long Island U.	6-0	1953-54
Anderegg, Bob	Michigan State	6-3	1959-60
Anielak, Don	S. W. Missouri	6-7	1954-55
Atha, Dick	Indiana State	6-2	1955-56
Baechtold, Jim	Eastern Kentucky	6-4	1953-57
Barteis, Ed	N. C. State	6-6	1949-50
Bell, Whitey	N. Car. State	6-1	1959-60
Bergen, Gary	Utah Univ.	6-8	1956-57
Bird, Jerry	Kentucky	6-6	1958-59
Blaney, George	Holy Cross	6-1	1961-62
Boryla, Vince	Notre Dame and Denver U.	6-5	1949-53
Braun, Carl	Colgate	6-5	1947-50
			1952-60
Brennan, Pete	North Carolina	6-6	1958-59
Brindley, Aud	Dartmouth	6-4	1946-47
Buckner, Cleveland	Jackson State	6-7	1961-62
Budd, Dave	Wake Forest	6-6	1960-
Bunt, Dick	New York U.	6-0	1952-53
Burton, Ed	Michigan State	6-6	1961-62
Butcher, Donniss	Pikeville	6-2	1961-
Butler, Al	Niagara	6-2	1961-
Byrnes, Tommy	Seton Hall	6-3	1946-49
Chappell, Len	Wake Forest	6-8	1963-
Christ, Fred	Fordham	6-4	1954-55
Clifton, Nat	Xavier (New Orleans)	6-7	1950-57
Cluggish, Bob	Kentucky	6-10	1946-47
Colone, Joe		6-5	1948-49
Conley, Gene	Washington State	6-8	1962-
Cook, Bert	Utah State	6-3	1954-55
Donovan, Harry	Muhlenberg	6-2	1949-50
Duffy, Bob	Colgate	6-3	1963-
Dukes, Walter	Seton Hall	7-0	1955-56
Ellefson, Ray	Oklahoma A. and M.	6-8	1950-51
Farmer, Mike	San Francisco	6-7	1958-60
Felix, Ray	Long Island	6-11	1954-60
Fitzgerald, Bob	Seton Hall	6-5	1946-47
Fleishman, Jerry	New York U.	6-2	1952-53
Foley, Jack	Holy Cross	6-5	1962-63
Frey, Frido	Long Island	6-2	1946-47
Friend, Larry	California	6-4½	1957-58
Gallatin, Harry	N. E. Missouri	6-6	1948-57
Harkness, Jerry	Loyola (Chicago)	6-2	1963-64
Heyman, Art	Duke	6-5	1963-
Garmaker, Dick	Minnesota	6-3	1960-61
George, Jack	LaSalle	6-3	1959-60
Gola, Tom	LaSalle	6-6	1962-
Gottlieb, Leo		5-11	1946-48
Green, John	Michigan State	6-3	1959-
Grigsby, Chuck	Dayton	6-5	1954-55
Guerin, Richie	Iona	6-4	1956-63
Heddrick, Herm	Canisius	6-5	1954-55
Hertzberg, Sonny	CNY	6-0	1946-47
Hoffman, Paul	Purdue	6-2	1954-55
Hogue, Paul	Cincinnati	6-9	1962-63
Holub, Dick	Long Island	6-6	1947-48
Hoover, Tom	Villanova	6-0	1963-
Hutchins, Mel	Brigham Young	6-6	1957-58
Imhoff, Darrall	California	6-10	1960-62
James, Gene	Marshall	6-4	1948-51
Jordon, Phil	Whitworth	6-10	1956-57
			1960-62
Kaftan, George	Holy Cross	6-3	1950-52
Kaplowitz, Ralph	New York U.	6-2	1946-47
Kistler, Doug	Duke	6-9	1961-62
Knight, Bob		6-2	1954-55

Continued on Next Page

ALL-TIME KNICKERBOCKER ROSTER

Player	College	Height	Seasons
Knorek, Lee	Detroit U.	6-7	1946-49
Kuka, Ray	Notre Dame and Montana State	6-3	1947-49
Lavelli, Tony	Yale	6-3	1950-51
Lumpp, Ray	New York U.	6-1	1948-53
Mangiapane, Frank	New York U.	5-10	1946-47
Martin, Slater	Texas	5-10	1956-57
Martin, Whitey	St. Bonaventure	6-2	1961-62
McCann, Brendan	St. Bonaventure	6-2	1957-60
McGaha, Melvin	Arkansas	6-1	1948-49
McGill, Bill	Utah	6-9	1963
McGuire, Al	St. John's	6-2	1951-54
McGuire, Dick	St. John's	6-0	1949-57
McNeill, Bob	St. Joseph's	6-1	1960-61
Militzok, Nat	Hofstra and Cornell	6-3	1946-47
Misaka, Wat	Utah University	5-7	1947-48
Mullens, Bob	Fordham	6-1½	1946-47
Murphy, Dick	Manhattan	6-1	1946-47
Murphy, John		6-2	1946-47
Naulls, Willie	UCLA	6-6½	1956-62
Noel, Paul	Kentucky	6-4	1947-50
Nordmann, Bob	St. Louis	6-10	1963
Palmer, Bud	Princeton	6-4	1946-49
Palmer, Jim	Dayton	6-8	1959-61
Peterson, Bob	Oregon University	6-5	1954-56
Polson, Ralph	Whitworth	6-7½	1952-53
Raiken, Sherwin	Villanova	6-2	1952-53
Ramsey, Cal	NYU	6-4½	1959-60
Ritter, Goebel	Eastern Kentucky	6-2	1948-51
Rollins, Phil	Louisville	6-2	1960-61
Rosenstein, Hank	CCNY	6-4	1946-47
Rothenberg, Irv	Long Island	6-8	1948-49
Rudometkin, John	USC	6-6	1962
Santini, Bob	Iona	6-5	1955-56
Schaus, Fred	West Virginia	6-5	1953-54
Schechtman, Ossie	Long Island	6-0	1946-47
Scherer, Herb	Long Island	6-9	1951-52
Sears, Kenny	Santa Clara	6-9	1953-62
Selyv, Frank	Furman	6-3	1958-59
Shavlik, Ron	North Carolina State	6-8	1956-57
Shrider, Dick	Ohio University	6-1½	1948-49
Shue, Gene	Maryland	6-2	1954-56
Simmons, Connie		6-8	1949-54
Smith, Bill	St. Peter's	6-5	1961-62
Smith, Ed	Harvard	6-6	1953-54
Smith, Tom	St. Peter's	6-1	1951-52
Smyth, Joe	Niagara	6-3	1953-54
Sobie, Ron	DePaul	6-3	1956-59
Sparrow, Guy	Detroit	6-6	1957-59
Spoelstra, Art	Western Kentucky	6-9	1957-58
Stith, Sam	St. Bonaventure	6-2	1961-62
Stith, Tom	St. Bonaventure	6-5	1962-63
Stutz, Stan	Rhode Island	5-11	1946-48
Surhoff, Dick	John Marshall	6-4	1952-53
Tanenbaum, Sid	New York University	6-0	1947-49
Turner, Jack	Western Kentucky	6-4	1954-55
Tyra, Charlie	Louisville	6-8	1957-61
Van Breda Kolff, Bill	Princeton	6-3	1946-50
Vandeweghe, Ernie	Colgate	6-3	1949-54
Weber, Forest	Purdue	6-6	1946-47
Zaslowsky, Max	St. John's	6-2	1950-53

NATIONAL BASKETBALL ASSOCIATION

FINAL STANDINGS FOR 1962-63

EASTERN DIVISION

	Bost.	Phil.	Syr.	N.Y.	L.A.	Cin.	Det.	St. L.	Chi.	W.	L.	Pct.
Boston	—	6	9	10	4	5	8	8	8	58	22	.725
Syracuse	6	—	5	10	4	4	6	5	8	48	32	.600
Cincinnati	3	7	—	10	3	3	4	6	6	42	38	.525
New York	2	2	2	—	3	4	1	2	6	21	59	.263

WESTERN DIVISION

	Bost.	Phil.	Syr.	N.Y.	L.A.	Cin.	Det.	St. L.	Chi.	W.	L.	Pct.
L. A.	5	4	6	5	—	7	11	8	7	53	27	.663
St. Louis	3	5	5	6	5	—	8	9	7	48	32	.600
Detroit	—	3	4	8	1	4	—	7	7	34	46	.425
San Franc.	1	3	3	6	4	3	5	—	6	31	49	.388
Chicago	2	2	4	4	3	3	3	4	—	25	55	.313

Individual Scoring Leaders

	G	FG	FT	Pts.	Avg.		G	FG	FT	Pts.	Avg.
Cham'lain, S.F.	80	1463	660	3586	44.8	S. Jones, Bost.	76	621	257	1499	19.7
Baylor, L. A.	80	1029	661	2719	34.0	West, L. A.	56	559	371	1489	26.6
Robertson, Cin.	80	825	614	2264	28.3	Shaffer, Syr.	80	597	294	1488	18.6
Pettit, St. L.	79	778	685	2241	28.5	Dischinger, Chi.	57	525	402	1452	25.5
Bellamy, Chi.	80	840	553	2233	27.9	Green, N. Y.	80	582	280	1444	18.1
Howell, Det.	79	637	519	1793	22.7	Heinsohn, Bos.	77	550	340	1440	18.7
Guerin, N. Y.	79	596	509	1701	21.5	Barnett, L. A.	80	547	343	1437	18.0
Twyman, Cin.	80	641	304	1586	19.8	Embry, Cin.	76	534	343	1411	18.6
Greer, Syr.	80	600	359	1559	19.5	Russell, Bost.	78	511	287	1309	16.8
Ohl, Det.	80	636	275	1547	19.3	Kerr, Syr.	80	507	241	1255	15.6

FIELD GOAL PERCENTAGE

	FGA	FG	Pct.
Chamberlain, S. F.	2770	1463	.528
Bellamy, Chicago	1595	840	.527
Robertson, Cin.	1593	825	.518
Dischinger, Chicago	1016	525	.517
Howell, Detroit	1235	637	.516

FREE THROW PERCENTAGE

	FTA	FT	Pct.
Costello, Syracuse	327	288	.881
Guerin, New York	600	509	.848
Baylor, Los Angeles	789	661	.838
Heinsohn, Boston	407	340	.835
Greer, Syracuse	432	359	.831

LEADERS IN REBOUNDS

	G.	No.	Avg.
Chamberlain, S. F.	80	1946	24.3
Russell, Boston	78	1843	23.6
Bellamy, Chicago	80	1310	16.4
Pettit, St. Louis	79	1195	15.1
Baylor, Los Angeles	80	1146	14.3

LEADERS IN ASSISTS

	G.	No.	Avg.
Rodgers, San Francisco	78	825	10.6
Robertson, Cincinnati	80	758	9.5
Cousy, Boston	76	515	6.8
Green, Chicago	73	422	5.8
Baylor, Los Angeles	80	386	4.8

Most Points Scored in One Game—W. Chamberlain, San Francisco (at New York, November 16, 1962)	73
Most Free Throws in One Game—E. Baylor, Los Angeles (vs. St. Louis, December 21, 1962)	20
Most Rebounds in One Game—B. Russell, Boston (vs. Los Angeles, January 20, 1963)	43
Most Assists in One Game—G. Rodgers, San Francisco (vs. St. Louis, March 14, 1963)	28
Most Personal Fouls—T. Gola, New York	316
Most Games Disqualified—F. Ramsey, Boston	13

LEAGUE ALL-STAR TEAMS

1946-47

FIRST TEAM

Joe Fulks Philadelphia
 Bob Feerick Washington
 Stan Miasek Detroit
 Bones McKinney Washington
 Max Zaslofsky Chicago

SECOND TEAM

Ernie Calverly Providence
 Frank Baumholtz Cleveland
 John Logan St. Louis
 Chuck Halbert Chicago
 Fred Scolari Washington

1947-48

Joe Fulks Philadelphia
 Max Zaslofsky Chicago
 Ed Sadowski Boston
 Howie Dallmar Philadelphia
 Bob Feerick Washington

John Logan St. Louis
 Carl Braun New York
 Stan Miasek Detroit
 Fred Scolari Washington
 Buddy Jeannette Baltimore

1948-49

George Mikan Minneapolis
 Joe Fulks Philadelphia
 Bob Davies Rochester
 Max Zaslofsky Chicago
 Tim Pollard Minneapolis

Arnie Risen Rochester
 Bob Feerick Washington
 Bones McKinney Washington
 Kenny Sailors Providence
 John Logan St. Louis

1949-50

George Mikan Minneapolis
 Jim Pollard Minneapolis
 Alex Groza Indianapolis
 Bob Davies Rochester
 Max Zaslofsky Chicago

Frank Brian Anderson
 Fred Schaus Fort Wayne
 Dolph Schayes Syracuse
 Al Cervi Syracuse
 Ralph Beard Indianapolis

1950-51

George Mikan Minneapolis
 Alex Groza Indianapolis
 Ed Macauley Boston
 Bob Davies Rochester
 Ralph Beard Indianapolis

Dolph Schayes Syracuse
 Frank Brian Tri-Cities
 Vern Mikkelsen Minneapolis
 Joe Fulks Philadelphia
 Dick McGuire New York

1951-52

George Mikan Minneapolis
 Ed Macauley Boston
 Paul Arizin Philadelphia
 Bob Cousy Boston
 Bob Davies Rochester
 Dolph Schayes Syracuse

Larry Foust Fort Wayne
 Vern Mikkelsen Minneapolis
 Jim Pollard Minneapolis
 Bob Wanzer Rochester
 Andy Phillip Philadelphia

1952-53

George Mikan Minneapolis
 Bob Cousy Boston
 Neil Johnston Philadelphia
 Ed Macauley Boston
 Dolph Schayes Syracuse

Bill Sharman Boston
 Vern Mikkelsen Minneapolis
 Bob Wanzer Rochester
 Bob Davies Rochester
 Andy Phillip Philadelphia

1953-54

Bob Cousy Boston
 Neil Johnston Philadelphia
 George Mikan Minneapolis
 Dolph Schayes Syracuse
 Harry Gallatin New York

Ed Macauley Boston
 Jim Pollard Minneapolis
 Carl Braun New York
 Bob Wanzer Rochester
 Paul Seymour Syracuse

LEAGUE ALL-STAR TEAMS

1954-55

Neil Johnston	Philadelphia	Vern Mikkelsen	Minneapolis
Bob Cousy	Boston	Harry Gallatin	New York
Dolph Schayes	Syracuse	Paul Seymour	Syracuse
Bob Pettit	Milwaukee	Slater Martin	Minneapolis
Larry Foust	Fort Wayne	Bill Sharman	Boston

1955-56

Bob Pettit	St. Louis	Dolph Schayes	Syracuse
Paul Arizin	Philadelphia	Maurice Stokes	Rochester
Neil Johnston	Philadelphia	Clyde Lovellette	Minneapolis
Bob Cousy	Boston	Slater Martin	Minneapolis
Bill Sharman	Boston	Jack George	Philadelphia

1956-57

Paul Arizin	Philadelphia	George Yardley	Fort Wayne
Dolph Schayes	Syracuse	Maurice Stokes	Rochester
Bob Pettit	St. Louis	Neil Johnston	Philadelphia
Bob Cousy	Boston	Dick Garmaker	Minneapolis
Bill Sharman	Boston	Slater Martin	St. Louis

1957-58

Bob Pettit	St. Louis	Bill Russell	Boston
Dolph Schayes	Syracuse	Maurice Stokes	Cincinnati
George Yardley	Detroit	Cliff Hagan	St. Louis
Bob Cousy	Boston	Slater Martin	St. Louis
Bill Sharman	Boston	Tom Gola	Philadelphia

1958-59

Bob Pettit	St. Louis	Cliff Hagan	St. Louis
Elgin Baylor	Minneapolis	Dolph Schayes	Syracuse
Bill Russell	Boston	Paul Arizin	Philadelphia
Bob Cousy	Boston	Slater Martin	St. Louis
Bill Sharman	Boston	Richie Guerin	New York

1959-60

Bob Pettit	St. Louis	Jack Twyman	Cincinnati
Elgin Baylor	Minneapolis	Dolph Schayes	Syracuse
Wilt Chamberlain	Philadelphia	Bill Russell	Boston
Bob Cousy	Boston	Richie Guerin	New York
Gene Shue	Detroit	Bill Sharman	Boston

1960-61

Bob Pettit	St. Louis	Dolph Schayes	Syracuse
Elgin Baylor	Los Angeles	Tommy Heinsolhn	Boston
Wilt Chamberlain	Philadelphia	Bill Russell	Boston
Bob Cousy	Boston	Larry Costello	Syracuse
Oscar Robertson	Cincinnati	Gene Shue	Detroit

1961-62

Bob Pettit	St. Louis	Tommy Heinsolhn	Boston
Elgin Baylor	Los Angeles	Jack Twyman	Cincinnati
Wilt Chamberlain	Philadelphia	Bill Russell	Boston
Jerry West	Los Angeles	Richie Guerin	New York
Oscar Robertson	Cincinnati	Bob Cousy	Boston

1962-63

Bob Pettit	St. Louis	Tommy Heinsolhn	Boston
Elgin Baylor	Los Angeles	Bailey Howell	Detroit
Bill Russell	Boston	Wilt Chamberlain	San Francisco
Jerry West	Los Angeles	Hal Greer	Syracuse
Oscar Robertson	Cincinnati	Bob Cousy	Boston

ALL-TIME FINAL LEAGUE STANDINGS

1946-47 Season

EASTERN DIVISION

	Won	Lost	Pct.	Games Behind
Washington	49	11	.817	
Philadelphia	35	25	.583	14
NEW YORK	33	27	.550	16
Providence	28	32	.467	21
Toronto	22	38	.367	27
Boston	22	38	.367	27

WESTERN DIVISION

	Won	Lost	Pct.	Games Behind
Chicago	39	22	.639	
St. Louis	38	23	.623	1
Cleveland	30	30	.500	8½
Detroit	20	40	.333	18½
Pittsburgh	15	45	.250	23½

1947-48 Season

	Won	Lost	Pct.	Games Behind
Philadelphia	27	21	.563	
NEW YORK	26	22	.542	1
Boston	20	28	.417	7
Providence	6	42	.125	21

	Won	Lost	Pct.	Games Behind
St. Louis	29	19	.604	
*Baltimore	28	20	.583	1
*Chicago	28	20	.583	1
*Washington	28	20	.583	1

*In a special playoff for second place Chicago beat Washington and Baltimore beat Chicago. Thus Baltimore was awarded second, Chicago third and Washington fourth.

1948-49 Season

	Won	Lost	Pct.	Games Behind
Washington	38	22	.633	
NEW YORK	32	28	.533	6
Baltimore	29	31	.483	9
Philadelphia	28	32	.467	10
Boston	25	35	.417	13
Providence	12	48	.200	26

	Won	Lost	Pct.	Games Behind
Rochester	45	15	.750	
Minneapolis	44	16	.733	1
Chicago	38	22	.633	7
St. Louis	29	31	.483	16
Fort Wayne	22	38	.367	23
Indianapolis	18	42	.300	27

1949-50 Season

	Won	Lost	Pct.	Games Behind
Syracuse	51	13	.797	
NEW YORK	40	28	.588	13
Washington	32	36	.471	21
Philadelphia	26	42	.382	27
Baltimore	25	43	.368	28
Boston	22	46	.324	31

	Won	Lost	Pct.	Games Behind
Indianapolis	39	25	.609	
Anderson	37	27	.578	2
Tri-Cities	29	35	.453	10
Sheboygan	22	40	.355	16
Waterloo	19	43	.306	19
Denver	11	51	.177	27

CENTRAL DIVISION

	Won	Lost	Pct.	Games Behind
*Minneapolis	51	17	.750	
Rochester	51	17	.750	
*Fort Wayne	40	28	.588	11

	Won	Lost	Pct.	Games Behind
Chicago	40	28	.588	11
St. Louis	26	42	.382	25

*Minneapolis beat Rochester in a playoff for first place, and Fort Wayne beat Chicago for third place.

1950-51 Season

	Won	Lost	Pct.	Games Behind
Philadelphia	40	26	.606	
Boston	39	30	.565	2½
NEW YORK	36	30	.545	4
Syracuse	32	34	.485	8
Baltimore	24	42	.364	16
*Washington	10	25	.286

	Won	Lost	Pct.	Games Behind
Minneapolis	44	24	.647	
Rochester	41	27	.603	3
Fort Wayne	32	36	.471	12
Indianapolis	31	37	.456	13
Tri-Cities	25	43	.368	19

*Disbanded.

1951-52 Season

	Won	Lost	Pct.	Games Behind
Syracuse	40	26	.606	
Boston	39	27	.591	1
NEW YORK	37	29	.561	3
Philadelphia	33	33	.500	7
Baltimore	20	46	.303	20

	Won	Lost	Pct.	Games Behind
Rochester	41	25	.621	
Minneapolis	40	26	.606	1
Indianapolis	34	32	.515	7
Fort Wayne	29	37	.439	12
Milwaukee	17	49	.258	24

1952-53 Season

	Won	Lost	Pct.	Games Behind
NEW YORK	47	23	.671	
Syracuse	47	24	.662	½
Boston	46	25	.648	1½
Baltimore	16	54	.229	31
Philadelphia	12	57	.174	34½

	Won	Lost	Pct.	Games Behind
Minneapolis	48	22	.686	
Rochester	44	26	.629	4
Fort Wayne	36	33	.522	11½
Indianapolis	28	43	.395	20½
Milwaukee	27	44	.380	21½

ALL-TIME FINAL LEAGUE STANDINGS

1953-54 Season

	Games					Games			
	Won	Lost	Pct.	Behind		Won	Lost	Pct.	Behind
NEW YORK	44	28	.611		Minneapolis	46	26	.639	
Boston	42	30	.583	2	Rochester	44	28	.611	2
Syracuse	42	30	.583	2	Fort Wayne	40	32	.556	6
Philadelphia	29	43	.403	15	Milwaukee	21	51	.292	25
Baltimore	16	56	.222	28					

1954-55 Season

Syracuse	43	29	.597		Fort Wayne	43	29	.597	
NEW YORK	38	34	.528	5	Minneapolis	40	32	.556	3
Boston	36	36	.500	7	Rochester	29	43	.403	14
Philadelphia	33	39	.458	10	Milwaukee	26	46	.361	17

1955-56 Season

Philadelphia	45	27	.625		Fort Wayne	37	35	.514	
Boston	39	33	.542	6	†Minneapolis	33	39	.458	4
*NEW YORK	35	37	.486	10	†St. Louis	33	39	.458	4
*Syracuse	35	37	.486	10	Rochester	31	41	.431	6

*Syracuse beat New York in playoff for third place.

†Minneapolis beat St. Louis in playoff for second place.

1956-57 Season

Boston	44	28	.611		*St. Louis	34	38	.472	
Syracuse	38	34	.528	6	*Minneapolis	34	38	.472	
Philadelphia	37	35	.514	7	*Fort Wayne	34	38	.472	
NEW YORK	36	36	.500	8	Rochester	31	41	.431	3

*In playoff for first place St. Louis won; Minneapolis placed second and Fort Wayne third.

1957-58 Season

Boston	49	23	.681		St. Louis	41	31	.569	
Syracuse	41	31	.569	8	*Detroit	33	39	.458	8
Philadelphia	37	35	.514	12	*Cincinnati	33	39	.458	8
NEW YORK	35	37	.486	14	Minneapolis	19	53	.264	22

*Tied for second, Detroit won coin flip for home court advantage in playoffs.

1958-59 Season

Boston	52	20	.722		St. Louis	49	23	.681	
NEW YORK	40	32	.556	12	Minneapolis	33	39	.458	16
Syracuse	35	37	.486	17	Detroit	28	44	.389	22
Philadelphia	32	40	.444	20	Cincinnati	19	53	.264	30

1959-60 Season

Boston	59	16	.786		St. Louis	46	29	.613	
Philadelphia	49	26	.653	10	Detroit	30	45	.400	16
Syracuse	45	30	.600	14	Minneapolis	29	50	.333	22
NEW YORK	27	48	.360	32	Cincinnati	19	56	.253	27

1960-61 Season

Boston	57	22	.721		St. Louis	51	28	.645	
Philadelphia	46	33	.582	11	Los Angeles	36	43	.456	15
Syracuse	38	41	.481	19	Detroit	34	45	.430	17
NEW YORK	21	58	.266	36	Cincinnati	33	46	.418	18

1961-62 Season

Boston	60	20	.750		Los Angeles	54	26	.657	
Philadelphia	49	31	.612	11	Cincinnati	43	37	.537	11
Syracuse	41	39	.512	19	Detroit	37	43	.462	17
NEW YORK	29	51	.362	31	St. Louis	29	51	.362	25
					Chicago	18	62	.225	36

1962-63 Season

Boston	58	22	.725		Los Angeles	53	27	.663	
Syracuse	48	32	.600	10	St. Louis	48	32	.600	5
Cincinnati	42	38	.525	16	Detroit	34	46	.425	19
NEW YORK	21	59	.263	37	San Francisco	31	49	.388	22
					Chicago	25	55	.313	28

