

# ROYALS



**PRESS-RADIO-TV**  
*Info*

**1959-60**

**25¢**

# **CINCINNATI ROYALS**

*Member of National Basketball Association*

Office: Cincinnati Garden, 2250 Seymour Avenue,  
Cincinnati 12, Ohio

Telephones: REdwood 1-8300 (Garden)  
REdwood 1-6060 (Office)

---

Thomas E. Wood	Chairman of the Board
Judge Carl W. Rich	President
J. Thomas Grace	Executive Vice President
J. W. Brown	Vice President
Andrew Hoppie	Secretary
Ambrose Lindhorst	Treasurer
C. L. Riemen	Ass't Secretary-Treasurer
Pepper Wilson	General Manager
Tom Marshall	Coach
Steve Hoffman	Director of Publicity
Ray Baldwin	Trainer
Home Court	Cincinnati Garden (14,000)
Court Size	60 x 100
Colors	Royal Blue and White

Front Cover by Dick Hunter

## **TABLE OF CONTENTS**

The Troops Are Ready to Move	1
Leader of Our Troops	2
Here Are Our Troops	3- 8
League Directory	9-12
Royals Year By Year	14-16
Royals Through The Years	17
1958-59 Final Royal Statistics	18
Royals' Individual Records	19
Cincinnati Garden Records (Pro)	20-21
Our Home Schedule	22
Royals' Road Games	23
Our Home Court — Our Headquarters	24
NBA 1958-59 Final Statistics	25

FROM THE SPORTS LIBRARY OF  
**RETROSEASONS**.com

[www.retroseasons.com/library/](http://www.retroseasons.com/library/)



# **THE TROOPS ARE READY TO MOVE . . .**

This should be the season the Cincinnati Royals begin their ascent up the Western Division ladder. Everything from the Royals' side of the National Basketball Association fence points to better things this winter, believes Coach Tom Marshall.

There are quite a few reasons for the Royals to make their "move" this season. A group of Cincy cagers, rookies last year, now have an important season of experience under their belts. Some of the veterans have improved. Three key trades are expected to bolster the team.

"Old Reliabes" Jack Twyman and Dave Piontek are once again the experience nucleus of the club. Twyman's offensive play is widely known. Piontek had his best pro season last winter but looks to much better things during 1959-60.

Rookie seasons have brought out the pro talents of such Royals as guard Arlen (Bucky) Bockhorn, forwards Jim Palmer and Larry Staverman and center Wayne (Goose) Embry. Phil Rollins, another guard, started his rookie year with Philadelphia but soon after was traded to the Royals.

Cincinnati gained guard Med Park's services from St. Louis midway through last season and his smart, steady play is expected to provide floor generalship, one weakness in last winter's club. Win Wilfong, another guard, followed Park from the Hawks this summer and his aggressiveness will give the Royals spark in that phase of the game.

Another key off-season trade was the one which brought 6'10" Phil Jordon, a center, from Detroit. "Flip" had his best pro season last winter and there is no reason not to expect continued improvement as a Royal.

Jordon will share pivot play with Embry, giving Cincy the best one-two center punch in the Western Division and perhaps in the entire NBA. Both are rugged around the boards. Embry's rebounding could cause nightmares and Jordon's defense on around-the-basket shots can prove quite bothersome to opponents.

The only rookie on this year's edition of the Royals is 6'3" Wayne Stevens, one-time University of Cincinnati rebound star. The jumping-jack shined in pre-season workouts with improving defense, good outside shooting and some unusual aggressiveness. "Steve" was the Royals' 11th player in pre-season workouts but could move out a veteran by the Dec. 15th cutdown date.

Position by position, the Royals figure to be better this year. As a result, they should be a much better team. True, most of the NBA teams have improved over last year so the Cincy lads could find the going a bit tougher this season.

During the 1958-59 campaign, the Royals lost three games by one point apiece, another game by two points, one by three points, two games in overtimes, and six games by a total of seven points.

Tom Marshall feels his troops are ready to "move" this winter. He and his cagers have every confidence the convoy will get underway in the victory columns.

# LEADER OF OUR TROOPS



History reveals young leaders in combat who have performed miracles with their burdens of responsibility. Cincinnati's Royals hope they have their version of such a young leader in Tom Marshall.

Twenty-eight year old Tom took over the coaching reins of the Royals after 18 games had passed last season. Before donning coaching togs of a suit and tie, Tom was both a forward and guard with a Royal team that won but three of those 18 games!

The Tennessee native directed his team to 16 wins and 38 losses the rest of the 1958-59 season. Record-wise, his first coaching stint wasn't impressive. Royal officials, however, heaped loads of praise on Tom for a job "well done" with the rookie-loaded club.

For one thing, they gave him credit for proving that 6'8" Wayne Embry, the 240-pound former Miami University of Ohio star, was pro material. Until Marshall took over the Royals, Wayne had seen only spotty service.

After Marshall's coaching initiation, a 105-81 defeat by St. Louis at New York, quiet-spoken Tom was dejected. Close observers were quick to note Embry's 18 points and 17 rebounds in 26 minutes of play. "You proved tonight Wayne Embry could play in the pros!" one friend told Tom.

Youngest coach in the league, Marshall is a 6'4", 215-pound bachelor who became a basketball headline back in his home state and at Western Kentucky State College. He was an All-State scholastic choice at Mt. Juliet, Tenn. In three varsity seasons at Western Kentucky, he averaged over 20 points a game.

He set state collegiate career and one-season records under renowned Coach Eddie Diddle. His senior year saw Tom average 25 points a game in 33 outings, notching another WK record. He majored in physical education and minored in geography at college.

Tom started his pro career in 1954 with the Rochester Royals. He posted an 8.0 point average in 72 games his first season, making 44 percent of his field goal shots.

Marshall's pro career was interrupted by 21 months' Army service at Fort Sam Houston, Tex. with the Medics. He returned to the Royals in the middle of the 1956 season. He came to Cincy in 1957 when the club's franchise was moved here.

About the middle of the Royals' first campaign here, Tom was sold to Detroit. Later the same season, he was returned to Cincinnati which was both to his and local fans' liking.

One of five sons and three daughters, Tom's parents still live at Mt. Juliet. He is a Baptist. Soft-spoken Tom is a golf enthusiast who shoots in the low 70s and once considered the sport as a pro career.

During the off-season, Tom is a ticket salesman for the Royals along with players Wayne Embry, Larry Staverman and Phil Rollins.

Despite his youth, Tom is well liked by his players. In fact, they were his biggest boosters when the coaching post became vacant early last season. Now, he is the leader of these troops.


# HERE ARE OUR TROOPS

## ARLEN BOCKHORN

Age .....26  
 Date of Birth ..... July 8, 1933  
 Birthplace ..... Campbell Hill, Ill.  
 Hometown ..... Campbell Hill, Ill.  
 Height ..... 6'4"  
 Weight ..... 200  
 College ..... University of Dayton  
 High School ..... Campbell Hill, Ill.  
 Years Pro ..... Second

**Most Points (Single Game) In:**

High School — 36  
 College — 23 vs. Seattle (Holiday Festival, N. Y., 1957-58)  
 Pro — 27 vs. St. Louis at Detroit, 1/9/59  
 27 vs. N. Y. at Cincy, 1/21/59




Nickname: Bucky . . . Averaged 10.2 points per game in 71 games in rookie season . . . Hard-nosed guard who doesn't know how to quit . . . Ruggedness is his specialty . . . Sheer determination and terrific desire make up for any cage talents missing, say coaches . . . Royal defensive specialist . . . Marshall may use him at forward although good floor general . . . At Dayton, Bucky played in 69 wins and only 17 losses, averaging 11.5 points a game during three-year career. Married to former Peggy Heckworth of Dayton . . . Little David Arlen was born in June, 1933 . . . Bucky's off-season work: Construction.

**NBA Statistics:**

Year	G	FGA	FGM	PCT.	FTA	FTM	PCT.	PTS	AVE	REBDS	PF	A
58-59	71	771	294	.381	196	138	.704	726	10.2	460	215	206

## PHIL ROLLINS



Age .....25  
 Date of Birth ..... Jan. 19, 1934  
 Birthplace ..... Wickliffe, Ky.  
 Hometown ..... Wickliffe, Ky.  
 Height ..... 6'2"  
 Weight ..... 190  
 College ..... Louisville  
 High School ..... Wickliffe, Ky.  
 Years Pro ..... Second

**Most Points (Single Game) In:**

High School — 42 vs. Lone Oak, 1951  
 College — 37 vs. Eastern Kentucky, 1956 Louisville Holiday Tourney  
 Pro — 23 vs. Minneapolis, 12/28/58

Nickname: Flip . . . Came to Cincy in Dec. 1958 trade which sent Vern Hatton to Warriors. Injuries restricted him to 21 games with Royals. Scored 12 points in first Royal effort at New York and counted 23 in sixth game against Lakers at home . . . Best passer on club who could be man in the middle on the fast break. Could be club's best set shooter from the outside and may help in loosening tight inside defenses . . . Ex-Louisville star who didn't get his pro chance until 1958 due to two years' Army service at Fort Bragg, N. C. Starting guard all four varsity years at UL, all which played in New York's NIT classic, winning it in 1956 over Palmer and Bockhorn's Dayton team . . . First team All-Kentucky two years in a row and played with Kentucky All-Stars. Top free throw shooter at Louisville two years . . . Wife Barbara and he are parents of Brenda, 15 months and expect addition during 1959-60 season. Off-season occupation: Royals' ticket salesman.


**NBA Statistics:**

Year	G	FGA	FGM	PCT.	FTA	FTM	PCT.	PTS	AVE	REBDS	PF	A
58-59	44	231	83	.359	90	63	.700	229	5.2	118	49	102

(23 Games with Phila., 21 with Cincy)

## JIM PALMER

Age .....26  
 Date of Birth .....June 8, 1933  
 Birthplace .....Keokee, Va.  
 Hometown .....Keokee, Va.  
 Height .....6'8"  
 Weight .....235  
 College .....Dayton  
 High School .....Keokee, Va.  
 Years Pro .....Second



**Most Points (Single Game) In:**


High School — Did not play  
 College — 28 vs. Canisius, 1955-56.  
 Pro — 27 at St. Louis, 12/29/58

Nicknames: Keokee Kangaroo, Vaulting Virginian, Jim . . . Fifth-best Royal scorer as a rookie last season, third high in rebounds. One of the roughest players in NBA, Palmer's scoring and rebounding may be key to Royals' 1959-60 success . . . Specialty shot is driving jumper across keyhole but also hooks well and pops neat sets. Marshall notes he's "one of fastest big men in our division." . . . Never played high school ball and plucked out of industry to become star at University of Dayton. Helped Dayton reach 1957 NIT finals with 12.4 rebound average in 26 games . . . MVP in 1958 National AAU' tourney as he helped Peoria Caterpillars win crown. He's a bachelor . . . Off-season occupation: Personnel work in San Francisco.

**NBA Statistics:**

Year	G	FGA	FGM	PCT.	FTA	FTM	PCT.	PTS	AVE	RBDS	PF	A
58-59	67	633	256	.404	246	178	.724	690	10.3	472	211	65

## LARRY STAVERMAN



Age .....23  
 Date of Birth.....Oct. 11, 1936  
 Birthplace .....Cincinnati  
 Hometown .....Covington, Ky.  
 Height .....6'7"  
 Weight .....205  
 College .....Villa Madonna  
 High School . . . Newport (Ky.) Catholic  
 Years Pro .....Second

**Most Points (Single Game) In:**

High School — Not available  
 College — 39 vs. Bellarmine, 2/13/58  
 Pro — 19 vs. Minneapolis at San Francisco, 2/11/59

Nickname: Staves . . . His .470 field goal percentage was second-best in NBA last season but a lack of attempts deprived him of ranking. Fine jump-shooter with good one-hand pusher. Called "Reluctant Rookie" because he took so few shots last winter . . . Married former Joyce Burr last summer. Baseball pitcher who throws batting practice for Cincinnati Reds . . . A rheumatic fever victim as youth, Larry became Villa Madonna College's greatest cager. Ankle injuries have held back his progress with Royals . . . Healthy Larry could be vital at forward if Cincy is to rise in Western Division. Off-season occupation: Royals' ticket salesman.

**NBA Statistics:**

Year	G	FGA	FGM	PCT.	FTA	FTM	PCT.	PTS	AVE	RBDS	PF	A
58-59	57	215	101	.470	59	45	.763	247	4.3	218	103	54



## JACK TWYMAN



Age .....25  
 Date of Birth .....May 21, 1934  
 Birthplace .....Pittsburgh, Penn.  
 Hometown .....Cincinnati  
 Height .....6'6"  
 Weight .....210  
 College .....Cincinnati  
 High School .....Pitts. Central Catholic  
 Years Pro .....Fifth  
 Most Points (Single Game) In:  
 High School — 16 (twice)  
 College — 49 vs. West. Ky., 1/29/55  
 Pro—50 vs. St. Louis at Cincy, 2/28/59  
 (Single overtime game)


Nicknames: Jack, Twy, Twacky . . . One of true NBA stars and once described in a magazine as "the deadliest shot in the game." His 1,857 points last year was second in NBA only to Bob Pettit's 2,105 . . . Broke or tied 14 Royal club records last year, topped off by his 50-point outburst at home against St. Louis last February. Top Royal rebounder with 653 total last season. Led regulars in both field goal and free throw shooting marks . . . Club's player representative, Twyman has played in past three East-West All-Star games . . . Cool all-around shooter. Tosses jumper high over head in baseball-throw style. Good on set shots and excellent around the boards . . . Strictly business on court. Married to former Carole Frey of Cincinnati, the couple have a daughter, Lisa, age 2 and expect an addition by season's end. Off-season occupation: Life Insurance.

### NBA Statistics:

Year	G	FGA	FGM	PCT.	FTA	FTM	PCT.	PTS	AVE	RBDS	PF	A
55-56	72	987	417	.422	298	204	.685	1038	14.4	466	239	171
56-57	72	1023	449	.439	363	276	.760	1174	16.3	354	251	123
57-58	72	1028	465	.452	396	307	.775	1237	17.2	464	224	107
58-59	72	1691	710	.420	558	437	.783	1857	25.8	653	227	209
Totals	288	4729	2041	.432	1615	1224	.758	5306	18.4	1937	991	610

## WIN WILFONG

Age .....26  
 Date of Birth .....March 18, 1933  
 Birthplace .....Puxico, Mo.  
 Hometown .....Puxico, Mo.  
 Height .....6'2 1/2"  
 Weight .....190  
 College .....Memphis State  
 High School .....Puxico, Mo.  
 Years Pro .....Third  
 Most Points (Single Game) In:  
 High School — 54 in 1951  
 College — 38 vs. Okla. City, 1956-57  
 Pro—25 vs. N. Y. at St. Louis, 1958-59



Nickname: Win. Royals obtained this two-year St. Louis Hawk in a summer trade sending John McCarthy west. Win strongly bids for first-five spot . . . Just missed Rookie of Year honors when he scored 566 points for 7.8 game average with Hawks. Marshall cites Win's aggressiveness plus "rebounds very well for size, good shooter and driver." . . . Win and Park get

## MORE ON WILFONG:


together for third time: they played two years side by side at Missouri U. before service. Roommates, too. Hawks at same time for two years . . . Win helped Yanks win Pan-American Games cage crown in 1954 at Mexico City, copping MVP award. Set nine school records at Memphis State during junior and senior years there . . . Great rebounder for size, ballhawk who is ace ball-stealer and truly high jump-shooter. He and wife, Martha, are parents of Earl, age 5, Carla, age 4, and Kim, 8-months.

### NBA Statistics:

Year	G	FGA	FGM	PCT.	FTA	FTM	PCT.	PTS	AVE	RBDS	PF	A
57-58	71	543	196	.361	238	163	.685	566	7.8	290	199	163
58-59	63	285	99	.347	82	62	.756	260	4.1	121	102	50
Totals	134	828	295	.356	320	225	.703	826	6.2	411	301	213

## MED PARK

Age . . . . .26  
 Date of Birth . . . . .April 11, 1933  
 Birthplace . . . . .Britton, S. Dak.  
 Hometown . . . . .Florissant, Mo.  
 Height . . . . .6'2"  
 Weight . . . . .205  
 College . . . . .Missouri  
 High School . . . . .Lexington, Mo.  
 Years Pro . . . . .Fifth



Most Points (Single Game) In:  
 High School — 47  
 College — 27 vs. Kansas, 1954-55  
 Pro — 25 vs. Minneapolis at Houston, Tex., 2/10/59


Nicknames: Med, Missouri Mule, Bulldozer . . . Fifth pro season. Came to Royals in Jan. '59 trade which sent Si Green to St. Louis. In first game as a Royal, Med scored 12 points at St. Louis . . . Wears contact lenses on floor. Good one-hand push shooter with jumper, too. Stats show 1958-59 was Med's best pro season, giving indication to even better things this winter . . . Missouri's captain as a senior, Med scored 800 points as a varsity cager. Star in 1955 East-West game at Kansas City . . . Marshall calls him "very smart player who always makes the good play." Could be Royals' steady backcourt ace . . . Med and wife, Beverly, are parents of Randy, 11½ years, and Robert G., the latter born during pre-season practice. "Bobby" was named after Med's close friend, Bob Pettit . . . Off-season work: Marty Marion's St. Louis day camp.

### NBA Statistics:

Year	G	FGA	FGM	PCT.	FTA	FTM	PCT.	PTS	AVE	RBDS	PF	A
55-56	40	152	53	.348	70	40	.628	150	3.8	94	64	40
56-57	66	324	118	.364	146	108	.739	344	5.2	200	137	94
57-58	71	363	133	.366	162	118	.728	384	5.4	184	106	76
58-59*	62	361	145	.402	150	115	.767	405	6.5	188	93	108
Totals	239	1200	449	.374	528	381	.722	1283	5.4	666	400	318

\* (29 Games with St. Louis, 33 with Cincy)

## WAYNE RICHARD EMBRY



Age ..... 23  
 Date of Birth ..... March 26, 1936  
 Birthplace ..... Springfield, Ohio  
 Hometown ..... Springfield, Ohio  
 Height ..... 6'8"  
 Weight ..... 240  
 College ..... Miami (O.) University  
 High School .... Tecumseh High School,  
 New Carlisle, O.  
 Years Pro ..... Second

### Most Points (Single Game) In:

High School — 41  
 College — 42 vs. Kent State, 2/16/57  
 Pro — 27 vs. Boston at Cincy, 1/4/59  
 27 vs. Syracuse there, 1/11/59

Nickname: Goose . . . Strongest Royal and probably Western Division's most powerful pivotman. Uses husky size well both on offense and defense. Developed quickly under Marshall last half of season. Most improved Royal rookie of 1958-59 . . . Marshall says Wayne "has all the moves" and that he's "making these moves quicker daily." Hooks with either hand, fires close-in jumper and hits well with a one-hand pusher . . . Posted 24.9 average as senior at Miami of Ohio and ranked No. 7 in nation's rebounding. Helped team win two Mid-American Conference crowns. High school coach, Frank Shannon, now directs Ohio Wesleyan cagers. Twice counted 34 rebounds in college games . . . Wears contact lenses in games . . . Married last summer to Theresa Jackson, college sweetheart, and "big" addition expected at end of season . . . Off-season work: Royals' ticket salesman.

### NBA Statistics:


Year	G	FGA	FGM	PCT.	FTA	FTM	PCT.	PTS	AVE	RBDS	PF	A
58-59	66	702	272	.387	314	206	.656	750	11.4	597	232	96

## PHIL JORDON

Age ..... 26  
 Date of Birth ..... Sept. 12, 1933  
 Place of Birth ..... Lakeport, Calif.  
 Hometown ..... Tacoma, Wash.  
 Height ..... 6'10"  
 Weight ..... 215  
 College ..... Whitworth (Wash.)  
 High School ..... Reading, Calif.  
 Years Pro ..... Fourth

### Most Points (Single Game) In:

High School — 58  
 College — 48 vs. Montana Univ., 1956  
 Pro—33 vs. St. Louis at Det., 10/25/58



Nicknames: Wilacki, Big Pheel, Flip . . . Starting his fourth year as a pro, his first as a Royal . . . Came to Cincy in a trade during 1959 draft meeting which sent Archie Dees to Detroit . . . Gives Royals best one-two punch at center in Western Division with Wayne Embry . . . Hooks great with either hand, hits jumper and moves gracefully for size . . . Scored over 30 points four times with Pistons last season, over 20 points 18 times . . . Best average was against Royals and St. Louis with 15.4. Handsome Phil is a member of the Wilacki Indian tribe in Northern California. Faithful companion is his guitar . . . Wife, Julie, and daughter Julie, age 4 years, expect addition in December. Off-season work: Tacoma city recreation staff.

### NBA Statistics:

Year	G	FGA	FGM	PCT.	FTA	FTM	PCT.	PTS	AVE	RBDS	PF	A
56-57 (NY)	9	49	18	.367	12	8	.667	44	4.9	34	15	2
57-58 (NY-Det)	58	467	193	.413	93	64	.688	450	7.8	301	108	37
58-59 (Det)	72	967	399	.413	303	231	.762	1029	14.3	594	193	83
Totals	139	1483	610	.411	408	303	.743	1523	11.0	929	316	122

# LEAGUE DIRECTORY

Office: 8023 Empire State Building, New York 1, N. Y.  
Telephone: BRyant 9-1535

**MAURICE PODOLOFF** ..... President  
**HASKELL COHEN** ..... Public Relations

The Royals are in the National Basketball Association's Western Division along with Detroit, Minneapolis and St. Louis. The Eastern Division is comprised of New York, Boston, Syracuse and Philadelphia. Each NBA club plays 75 league games. The Royals will meet each Western Division foe 13 times and each Eastern Division club nine times.

## DETROIT PISTONS

Office: Olympia Stadium, 5920 Grand River, Detroit 8, Michigan  
Telephone: TYler 8-6440

FRED ZOLLNER ..... President  
NICK KERBAWY ..... Vice President and General Manager  
OTTO H. ADAMS ..... Treasurer  
FRAN SMITH ..... Public Relations  
"RED" ROCHA ..... Coach  
HOME COURT ..... Olympia Stadium (14,000)  
COLORS ..... Red, White and Blue

### AT CINCINNATI

### AWAY

ROYALS		PISTONS	ROYALS		PISTONS
_____	Oct. 24 — TV	_____	_____	Nov. 14	_____
_____	Dec. 25	_____	_____	Nov. 18	_____
_____	Feb. 4	_____	_____	(At Indianapolis)	_____
_____	Feb. 20 — TV	_____	_____	Nov. 24	_____
			_____	(At New York)	_____
			_____	Dec. 9	_____
			_____	(At Boston)	_____
			_____	Jan. 3	_____
			_____	Jan. 17	_____
			_____	Feb. 3	_____
			_____	Feb. 12	_____
			_____	(At Dayton)	_____
			_____	Mar. 1	_____
			_____	(At St. Louis)	_____

### THROUGH THE YEARS\*

YEAR	REGULAR SEASON		PLAY-OFFS		TOTAL	
	R	P	R	P	R	P
1945-46	4	2	3	1	7	3
1946-47	2	2	2	1	4	3
1947-48	4	2	2	1	6	3
1948-49	6	0			6	0
1949-50	3	3	0	2	3	5
1950-51	5	3	2	1	7	4
1951-52	6	4	2	0	8	3
1952-53	7	3	1	2	8	5
1953-54	8	3	2	0	10	3
1954-55	4	8			4	8
1955-56	5	7			5	7
1956-57	6	6			6	6
1957-58	6	6	0	2	6	6
1958-59	3	9			3	9
TOTALS	69	57	14	10	83	67

\*Detroit was Ft. Wayne from 1945-46 to 1956-57.

# MINNEAPOLIS LAKERS

Office: 106 Loeb Arcade, Minneapolis, Minnesota

Telephone: FEderal 9-3065

ROBERT E. SHORT ..... President and General Manager  
 DAVID E. BABCOCK, ODD E. MOE, JOHN E. SCHEEFE .... Vice Presidents  
 FRANCIS T. RYAN ..... Secretary-Treasurer  
 JOHN CASTELLANI ..... Coach  
 PHILIP R. JASEN ..... Public Relations  
 BOB POLK ..... Trainer  
 HOME COURT ..... Minneapolis Armory (8,000)  
 COLORS ..... Blue and White  
 RADIO BROADCASTER ..... Roy Christensen, WLOL

## AT CINCINNATI

ROYALS		LAKERS
—	Oct. 25 — TV	—
—	Nov. 21 — TV	—
—	Nov. 26	—
—	Dec. 19	—
—	Jan. 10	—
—	Jan. 15	—

## AWAY

ROYALS		LAKERS
—	Dec. 12 — TV	—
—	Jan. 9	—
—	Jan. 27	—
—	(At Detroit)	—
—	Feb. 11	—
—	Mar. 3	—
—	(At Philadelphia)	—
—	Mar. 6	—

## THROUGH THE YEARS

YEAR	REGULAR SEASON		PLAY-OFFS		TOTAL	
	R	L	R	L	R	L
1947-48	3	3	1	3	4	6
1948-49	2	4	0	2	2	6
1949-50	3	3	0	1†	3	4
1950-51	4	4	3	1	7	5
1951-52	2	7	1	3	3	10
1952-53	6	4			6	4
1953-54	5	6	1	3	6	9
1954-55	4	8	1	2	5	10
1955-56	5	7			5	7
1956-57	3	9			3	9
1957-58	8	4			8	4
1958-59	6	6			6	6
TOTALS	51	65	7	15	58	80

†Teams tied for first place in Central Division and Minneapolis won play-off for title.

# PHILADELPHIA WARRIORS

Office: Sheraton Hotel, 18th St. Entrance, Philadelphia 3, Penn.

Telephone: LOcust 3-3830

EDWARD GOTTLIEB ..... President and General Manager  
 NEIL JOHNSTON ..... Coach  
 HARVEY POLLACK ..... Public Relations  
 MIKE IANNARELLA ..... Ticket Manager  
 MICKEY McLAUGHLIN ..... Trainer  
 HOME COURTS ..... Convention Hall (9,200), Arena (6,500)  
 COLORS ..... Blue and Gold  
 RADIO BROADCASTER ..... Jim Leaming, WIP

## AT CINCINNATI

ROYALS		WARRIORS
—	Nov. 12	—
—	Dec. 16	—
—	Jan. 24	—
—	Feb. 16	—

## AWAY

ROYALS		WARRIORS
—	Nov. 8 — TV	—
—	Dec. 10	—
—	Dec. 15	—
—	(At New York)	—
—	Dec. 28	—
—	(At St. Louis)	—
—	Feb. 2	—

## THROUGH THE YEARS

YEAR	REGULAR SEASON		PLAY-OFFS		TOTAL	
	R	W	R	W	R	W
1948-49	5	0			5	0
1949-50	5	1			5	1
1950-51	2	4			2	4
1951-52	4	2			4	2
1952-53	4	2			4	2
1953-54	7	1			7	1
1954-55	4	5			4	5
1955-56	3	6			3	6
1956-57	5	4			5	4
1957-58	6	3			6	3
1958-59	2	7			2	7
<b>TOTALS</b>	<b>47</b>	<b>35</b>			<b>47</b>	<b>35</b>

## SYRACUSE NATIONALS

Office: War Memorial Building, Syracuse, New York  
Telephone: GRanite 1-3106

DANIEL BIASONE	.....	President and General Manager
JACK EGAN	.....	Chairman of Board
JOHN H. PIRRO	.....	Secretary
BERNARD W. SARNO	.....	Treasurer
PAUL SEYMOUR	.....	Coach
CLAUDE "RED" PARTON	.....	Public Relations
ROBERT G. WALSER	.....	Business Manager
ART VAN AUKEN	.....	Trainer
HOME COURT	.....	Onondaga County War Memorial (7,500)
COLORS	.....	Red, White and Blue
RADIO BROADCASTER	.....	Jim McKecknie, WNDR

### AT CINCINNATI

ROYALS		NATS
_____	Oct. 30	_____
_____	Nov. 28	_____
_____	Dec. 30	_____
_____	Feb. 23	_____

### AWAY

ROYALS		NATS
_____	Nov. 7	_____
_____	(At Rochester)	_____
_____	Nov. 17	_____
_____	(At New York)	_____
_____	Jan. 7	_____
_____	Feb. 7	_____
_____	Feb. 9	_____
_____	(At Detroit)	_____

## THROUGH THE YEARS

YEAR	REGULAR SEASON		PLAY-OFFS		TOTAL	
	R	N	R	N	R	N
1946-47	4	0	3	1	7	1
1947-48	6	0			6	0
1949-50	1	1			1	1
1950-51	4	2			4	2
1951-52	4	2			4	2
1952-53	2	4			2	4
1953-54	3	5			3	5
1954-55	2	7			2	7
1955-56	5	4			5	4
1956-57	4	5			4	5
1957-58	4	5			4	5
1958-59	3	6			3	6
<b>TOTALS</b>	<b>42</b>	<b>41</b>	<b>3</b>	<b>1</b>	<b>45</b>	<b>42</b>

# NEW YORK KNICKERBOCKERS

Office: Madison Square Garden, 307 W. 49th St., N. Y. 19, N. Y.

Telephone: COLUMBUS 5-6800

NED IRISH ..... President  
 JOHN GOLDNER ..... Secretary  
 FRED PODESTA ..... General Manager, Ticket Manager  
 FUZZY LEVANE ..... Coach  
 LESTER SCOTT ..... Public Relations  
 DON FRIEDERICH ..... Trainer  
 HOME COURTS ..... Madison Sq. Garden (18,400), 69th Reg't. Armory (5,200)  
 COLORS ..... Orange and Blue  
 RADIO BROADCASTER ..... Les Keiter, WINS

## AT CINCINNATI

ROYALS                      KNICKS  
 \_\_\_\_\_ Nov. 19              \_\_\_\_\_  
 \_\_\_\_\_ Jan. 2 — TV              \_\_\_\_\_  
 \_\_\_\_\_ Jan. 12                      \_\_\_\_\_

## AWAY

ROYALS                      KNICKS  
 \_\_\_\_\_ Dec. 2                      \_\_\_\_\_  
 \_\_\_\_\_ (At Syracuse)              \_\_\_\_\_  
 \_\_\_\_\_ Dec. 20 — TV              \_\_\_\_\_  
 \_\_\_\_\_ Dec. 22                      \_\_\_\_\_  
 \_\_\_\_\_ (At Detroit)              \_\_\_\_\_  
 \_\_\_\_\_ Jan. 6                              \_\_\_\_\_  
 \_\_\_\_\_ (At Philadelphia)              \_\_\_\_\_  
 \_\_\_\_\_ Jan. 16 — TV              \_\_\_\_\_  
 \_\_\_\_\_ Jan. 29                              \_\_\_\_\_  
 \_\_\_\_\_ (At Philadelphia)              \_\_\_\_\_

## THROUGH THE YEARS

YEAR	REGULAR SEASON		PLAY-OFFS		TOTAL	
	R	K	R	K	R	K
1948-49	4	1			4	1
1949-50	5	1			5	1
1950-51	3	3	4	3	7	6
1951-52	4	2			4	2
1952-53	3	3			3	3
1953-54	1	7			1	7
1954-55	4	5			4	5
1955-56	3	6			3	6
1956-57	4	5			4	5
1957-58	4	5			4	5
1958-59	3	6			3	6
TOTALS	38	44	4	3	42	47

# ST. LOUIS HAWKS

Office: 706 Chestnut St., Suite 715, St. Louis, Mo.

Telephones: Central 1-0811, 1-0812, 1-0813

BEN KERNER ..... President and General Manager  
 ED MACAULEY ..... Vice President and Coach  
 MARTY BLAKE ..... Business Manager and Public Relations  
 IRV GACK ..... Advertising Director  
 NORM GOETTE ..... Season Ticket Director  
 DICK ESSER ..... Ticket Manager  
 BERNIE EBERT ..... Trainer  
 DR. STAN LONDON ..... Team Physician  
 HAROLD JOHNSON ..... Promotion Department  
 HOME COURT ..... Kiel Auditorium (10,126)  
 COLORS ..... Scarlet, White and Blue  
 RADIO BROADCASTERS ..... Buddy Blattner and Jim Butler, KMOX  
 TV BROADCASTER ..... Jack Buck, KPLR-TV

## AT CINCINNATI

ROYALS                      HAWKS  
 \_\_\_\_\_ Nov. 22 — TV              \_\_\_\_\_  
 \_\_\_\_\_ Dec. 6 — TV                      \_\_\_\_\_  
 \_\_\_\_\_ Jan. 8                              \_\_\_\_\_  
 \_\_\_\_\_ Jan. 20                              \_\_\_\_\_  
 \_\_\_\_\_ Feb. 10                              \_\_\_\_\_  
 \_\_\_\_\_ Mar. 9                              \_\_\_\_\_

## AWAY

ROYALS                      HAWKS  
 \_\_\_\_\_ Oct. 31                              \_\_\_\_\_  
 \_\_\_\_\_ Dec. 8                              \_\_\_\_\_  
 \_\_\_\_\_ (At New York)              \_\_\_\_\_  
 \_\_\_\_\_ Dec. 13                              \_\_\_\_\_  
 \_\_\_\_\_ Jan. 23                              \_\_\_\_\_  
 \_\_\_\_\_ Feb. 14                              \_\_\_\_\_  
 \_\_\_\_\_ Feb. 24                              \_\_\_\_\_  
 \_\_\_\_\_ (At Detroit)              \_\_\_\_\_  
 \_\_\_\_\_ Feb. 28                              \_\_\_\_\_

## THROUGH THE YEARS

YEAR	REGULAR SEASON		PLAY-OFFS		TOTAL	
	R	H	R	H	R	H
*1946-47	2	2			2	2
*1947-48	4	2			4	2
*1949-50	2	0			2	0
*1950-51	5	3			5	3
†1951-52	8	1			8	1
†1952-53	7	3			7	3
†1953-54	9	1			9	1
†1954-55	6	6			6	6
†1955-56	6	6			6	6
†1956-57	6	6			6	6
†1957-58	3	9			3	9
†1958-59	1	11			1	11
<b>TOTALS</b>	<b>59</b>	<b>50</b>			<b>59</b>	<b>50</b>

\*Known then as Tri-Cities Blackhawks. †Known then as Milwaukee Hawks.  
 ‡Became St. Louis Hawks as known now.

## BOSTON CELTICS

Office: Boston Garden, 150 Causeway St., Boston 14, Mass.  
 Telephone: CAPITOL 7-3200

WALTER A. BROWN ..... President and General Manager  
 LOUIS A. R. PIERI ..... Vice President and Treasurer  
 EDWARD J. POWERS ..... Secretary and Assistant Treasurer  
 ARNOLD "RED" AUERBACH ..... Coach and Vice President  
 WILLIAM G. MOKRAY ..... Promotion Director, Vice President  
 J. HOWARD McHUGH ..... Publicity Director  
 THOMAS J. WATERS ..... Ticket Manager  
 BUDDY LeROUX ..... Trainer  
 HOME COURT ..... Boston Garden (13,909)  
 COLORS ..... Green and White  
 RADIO BROADCASTER ..... Johnny Most, WHDH

### AT CINCINNATI

ROYALS		CELTICS
_____	Nov. 1	_____
_____	Nov. 15	_____
_____	Dec. 27	_____
_____	Feb. 21	_____

### AWAY

ROYALS		CELTICS
_____	Oct. 17 — TV	_____
_____	Nov. 11	_____
_____	Dec. 3	_____
_____	(At Philadelphia)	_____
_____	Jan. 1	_____
_____	(At Detroit)	_____
_____	Jan. 30	_____
_____	(At Providence, R.I.)	_____

## THROUGH THE YEARS

YEAR	REGULAR SEASON		PLAY-OFFS		TOTAL	
	R	C	R	C	R	C
1948-49	4	1			4	1
1949-50	6	0			6	0
1950-51	4	2			4	2
1951-52	3	3			3	3
1952-53	2	4			2	4
1953-54	4	4			4	4
1954-55	5	4			5	4
1955-56	4	5			4	5
1956-57	3	6			3	6
1957-58	2	7			2	7
1958-59	1	8			1	8
<b>TOTALS</b>	<b>38</b>	<b>44</b>			<b>38</b>	<b>44</b>

# ROYALS YEAR BY YEAR

## 1945-46 (NBL) — LES HARRISON, Coach

OPPONENT	WON	LOST
Cleveland Allmens .....	6	0
Youngstown Beas .....	6	0
Fort Wayne Zollner Pistons .....	4	2
Sheboygan Redskins .....	2	2
Oshkosh All-Stars .....	2	2
Chicago Gears .....	2	2
Indianapolis Kautskys .....	2	2
	—	—
	24	10

## 1946-47 (NBL) — LES HARRISON, Coach

OPPONENT	WON	LOST
Detroit Gems .....	4	0
Syracuse Nationals .....	4	0
Youngstown Bears .....	3	0
Flint Dows .....	1	0
Indianapolis Kautskys .....	3	1
Toledo Jeeps .....	3	1
Sheboygan Redskins .....	3	1
Anderson Packers .....	3	1
Fort Wayne Zollner Pistons .....	2	2
Oshkosh All-Stars .....	2	2
Tri-Cities Blackhawks .....	2	2
Chicago Gears .....	1	3
	—	—
	31	13

## 1947-48 (NBL) — LES HARRISON, Coach

OPPONENT	WON	LOST
Sheboygan Redskins .....	6	0
Syracuse Nationals .....	6	0
Flint Dows .....	6	0
Indianapolis Kautskys .....	5	1
Toledo Jeeps .....	4	2
Tri-Cities Blackhawks .....	4	2
Oshkosh All-Stars .....	4	2
Fort Wayne Zollner Pistons .....	4	2
Minneapolis Lakers .....	3	3
Anderson Packers .....	2	4
	—	—
	44	16

## 1948-49 (NPBL) — LES HARRISON, Coach

OPPONENT	WON	LOST
St. Louis Bombers .....	6	0
Fort Wayne Zollner Pistons .....	6	0
Philadelphia Warriors .....	5	0
Indianapolis Jets .....	5	1
Boston Celtics .....	4	1
New York Knickerbockers .....	4	1
Baltimore Bullets .....	4	1
Chicago Stags .....	4	2
Minneapolis Lakers .....	2	4
Providence Steamrollers .....	3	2
Washington Capitols .....	2	3
	—	—
	45	15

### 1949-50 (NBA) — LES HARRISON, Coach

OPPONENT	WON	LOST
Washington Capitols	6	0
Boston Celtics	6	0
Tri-Cities Blackhawks	2	0
Anderson Packers	2	0
Waterloo Hawks	2	0
Denver Nuggets	2	0
New York Knickerbockers	5	1
Philadelphia Warriors	5	1
St. Louis Bombers	5	1
Chicago Stags	4	2
Baltimore Bullets	3	3
Minneapolis Lakers	3	3
Fort Wayne Zollner Pistons	3	3
Sheboygan Redskins	1	1
Syracuse Nationals	1	1
Indianapolis Olympians	1	1
	—	—
	51	17

### 1950-51 (NBA) — LES HARRISON, Coach

OPPONENT	WON	LOST
Washington Capitols	5	0
Baltimore Bullets	5	1
Fort Wayne Zollner Pistons	5	3
Tri-Cities Blackhawks	5	3
Boston Celtics	4	2
Syracuse Nationals	4	2
Minneapolis Lakers	4	4
New York Knickerbockers	3	3
Indianapolis Olympians	4	5
Philadelphia Warriors	2	4
	—	—
	41	27

### 1951-52 (NBA) — LES HARRISON, Coach

OPPONENT	WON	LOST
Milwaukee Hawks	8	1
Indianapolis Olympians	6	3
Fort Wayne Zollner Pistons	6	3
New York Knickerbockers	4	2
Philadelphia Warriors	4	2
Syracuse Nationals	4	2
Baltimore Bullets	4	2
Boston Celtics	3	3
Minneapolis Lakers	2	7
	—	—
	41	25

### 1952-53 (NBA) — LES HARRISON, Coach

OPPONENT	WON	LOST
Baltimore Bullets	6	0
Fort Wayne Zollner Pistons	7	3
Indianapolis Olympians	7	3
Milwaukee Hawks	7	3
Minneapolis Lakers	6	4
Philadelphia Warriors	4	2
New York Knickerbockers	3	3
Boston Celtics	2	4
Syracuse Nationals	2	4
	—	—
	44	26

**1953-54 (NBA) — LES HARRISON, Coach**

OPPONENT	WON	LOST
Milwaukee Hawks .....	9	1
Philadelphia Warriors .....	7	1
Baltimore Bullets .....	7	1
Fort Wayne Zollner Pistons .....	8	3
Boston Celtics .....	4	4
Syracuse Nationals .....	3	5
Minneapolis Lakers .....	5	6
New York Knickerbockers .....	1	7
—	—	—
	44	28

**1954-55 (NBA) — LES HARRISON, Coach**

OPPONENT	WON	LOST
Boston Celtics .....	5	4
New York Knickerbockers .....	4	5
Philadelphia Warriors .....	4	5
Milwaukee Hawks .....	6	6
Syracuse Nationals .....	2	7
Minneapolis Lakers .....	4	8
Fort Wayne Zollner Pistons .....	4	8
—	—	—
	29	43

**1955-56 (NBA) — BOBBY WANZER, Coach**

OPPONENT	WON	LOST
Syracuse Nationals .....	5	4
Boston Celtics .....	4	5
St. Louis Hawks .....	6	6
New York Knickerbockers .....	3	6
Philadelphia Warriors .....	3	6
Fort Wayne Zollner Pistons .....	5	7
Minneapolis Lakers .....	5	7
—	—	—
	31	41

**1956-57 (NBA) — BOBBY WANZER, Coach**

OPPONENT	WON	LOST
Philadelphia Warriors .....	5	4
New York Knickerbockers .....	4	5
Syracuse Nationals .....	4	5
St. Louis Hawks .....	6	6
Fort Wayne Zollner Pistons .....	6	6
Boston Celtics .....	3	6
Minneapolis Lakers .....	3	9
—	—	—
	31	41

**1957-58 (NBA) — BOBBY WANZER, Coach**

OPPONENT	WON	LOST
Minneapolis Lakers .....	8	4
Philadelphia Warriors .....	6	3
Detroit Pistons .....	6	8
Syracuse Nationals .....	4	5
New York Knickerbockers .....	4	5
St. Louis Hawks .....	3	9
Boston Celtics .....	2	7
—	—	—
	33	41

**1958-59 (NBA) — BOBBY WANZER,  
TOM MARSHALL, Coaches**

OPPONENT	WON	LOST
Minneapolis Lakers	6	6
Syracuse Nationals	3	6
New York Knickerbockers	3	6
Detroit Pistons	3	9
Philadelphia Warriors	2	7
Boston Celtics	1	8
St. Louis Hawks	1	11
	<u>19</u>	<u>53</u>

## ROYALS THROUGH THE YEARS

(Regular Season)

YEAR	LEAGUE	WON	LOST	PCT.	FINISH
1945-46	N.B.L.	24	10	.706	2nd in Eastern Division—Won Play-offs. CHAMPIONS
1946-47	N.B.L.	31	13	.705	1st in Eastern Division—Lost Play-off Finals.
1947-48	N.B.L.	44	16	.733	1st in Eastern Division—Lost Play-off Finals.
1948-49	B.A.A.	45	15	.750	1st in Western Division—Lost Play-off Finals.
1949-50	N.P.B.L.	51	17	.750	Tied for 1st in Central Division—Lost Play-off for title to Minneapolis Lakers. Lost in Divisional quarter-finals.
1950-51	N.B.A.	41	27	.603	2nd in Western Division—Won Play-offs. CHAMPIONS
1951-52	N.B.A.	41	25	.621	1st in Western Division—Lost Division finals.
1952-53	N.B.A.	44	26	.629	2nd in Western Division—Lost Division quarter-finals.
1953-54	N.B.A.	44	28	.611	2nd in Western Division—Lost Division finals.
1954-55	N.B.A.	29	43	.403	3rd in Western Division—Lost Division quarter-finals.
1955-56	N.B.A.	31	41	.431	4th in Western Division.
1956-57	N.B.A.	31	41	.431	4th in Western Division.
1957-58	N.B.A.	33	39	.458	Tied for 2nd in Western Div.
1958-59	N.B.A.	19	53	.264	4th in Western Division.

### ROYALS PLAY-OFF RECORDS

YEAR	LEAGUE	W.	L.	PCT.	OPPONENT	RESULT
1945-46	N.B.L.	6	1	.857	Fort Wayne Sheboygan	Beat Fort Wayne 3-1 Beat Sheboygan 3-0 CHAMPIONS
1946-47	N.B.L.	6	5	.545	Syracuse Fort Wayne Chicago	Beat Syracuse 3-1 Beat Fort Wayne 2-1 Lost to Chicago 1-3
1947-48	N.B.L.	5	5	.500	Fort Wayne Anderson Minneapolis	Beat Fort Wayne 2-1 Beat Anderson 2-1 Lost to Minneapolis 1-3
1948-49	B.A.A.	2	2	.500	St. Louis Minneapolis	Beat St. Louis 2-0 Lost to Minneapolis 0-2
1949-50	N.P.B.L.	0	2	.000	Fort Wayne	Lost to Fort Wayne 0-2
1950-51	N.B.A.	9	5	.643	Minneapolis Fort Wayne New York	Beat Minneapolis 3-1 Beat Fort Wayne 2-1 Beat New York 4-3 CHAMPIONS
1951-52	N.B.A.	3	3	.500	Fort Wayne Minneapolis	Beat Fort Wayne 2-0 Lost to Minneapolis 1-3
1952-53	N.B.A.	1	2	.333	Fort Wayne	Lost to Fort Wayne 1-2
1953-54	N.B.A.	3	3	.500	Fort Wayne Minneapolis	Beat Fort Wayne 2-0 Lost to Minneapolis 1-3
1954-55	N.B.A.	1	2	.333	Minneapolis	Lost to Minneapolis 1-2
1957-58	N.B.A.	0	2	.000	Detroit	Lost to Detroit 0-2

### OVERALL TOTALS

	WON	LOST	PCT.
Regular Season	508	394	.564
Play-offs	36	33	.509
<b>TOTALS</b>	<b>544</b>	<b>427</b>	<b>.560</b>

# CINCINNATI ROYALS 1958-1959 FINAL STATISTICS

	G	FGA	FGM	FG PCT	FTA	FTM	FT PCT	RBDS	ASSISTS	PERSONAL FOULS	TOTAL POINTS	AVERAGE PPG
Jack Twyman	72	1691	710	.420	558	437	.783	653	209	277	1857	25.8
John McCarthy	47	657	245	.373	174	116	.667	227	225	158	606	12.9
Wayne Embry	66	702	272	.387	314	206	.656	597	96	232	750	11.4
Dave Piontek	72	813	305	.375	227	156	.687	385	124	162	766	10.6
Jim Palmer	67	633	256	.404	246	178	.724	472	65	211	690	10.3
Arlen Bockhorn	71	771	294	.381	196	138	.704	460	206	215	726	10.2
Archie Dees	68	562	200	.356	204	159	.778	339	56	114	559	8.2
Med Park (29 St. L., 33 Cin.)	62	361	145	.402	150	115	.767	188	108	93	405	6.5
Phil Rollins (23 Phil., 21 Cin.)	44	231	83	.359	90	63	.700	118	102	49	229	5.2
Larry Staverman	57	215	101	.470	59	45	.763	218	54	103	247	4.3
Jack Parr	66	307	109	.355	73	44	.603	278	51	138	262	4.0
Tom Marshall	18	79	23	.291	29	18	.621	52	27	22	64	3.6
<b>TOTALS</b>	<b>72</b>	<b>7022</b>	<b>2743</b>	<b>.391</b>	<b>2320</b>	<b>1675</b>	<b>.722</b>	<b>3987</b>	<b>1323</b>	<b>1774</b>	<b>7161</b>	<b>99.5</b>

# **CINCINNATI ROYALS' INDIVIDUAL RECORDS**

## **GAME RECORDS**

### **MOST POINTS**

50 — by Jack Twyman vs. St. Louis at Cincinnati, 2-28-59\*

### **MOST FIELD GOALS ATTEMPTED**

47 — by Jack Twyman vs. St. Louis at Cincinnati, 2-28-59\*

### **MOST FIELD GOALS MADE**

22 — by Jack Twyman vs. St. Louis at Cincinnati, 2-28-59\*

### **MOST FREE THROWS ATTEMPTED**

18 — by Jack Twyman vs. Syracuse at Cincinnati, 1-8-59

### **MOST FREE THROWS MADE**

13 — by Jack Twyman vs. Syracuse at Cincinnati, 1-8-59

13 — by Jack Twyman vs. Philadelphia at Cincinnati, 2-3-59  
(Twyman had 41 points against Syracuse, 31 vs. Philadelphia)

### **MOST REBOUNDS**

30 — by Maurice Stokes vs. Boston at Cincinnati, 11-8-57

### **MOST ASSISTS**

13 — by John McCarthy vs. St. Louis at Cincinnati 2-28-59\*

\*Single overtime game

## **SEASON RECORDS**

### **MINUTES PLAYED**

2713 — by Jack Twyman in 1958-59 season

### **FIELD GOALS ATTEMPTED**

1691 — by Jack Twyman in 1958-59 season

### **FIELD GOALS MADE**

710 — by Jack Twyman in 1958-59 season

### **FIELD GOAL PERCENTAGE**

.452 — by Jack Twyman in 1957-58 season

### **FREE THROWS ATTEMPTED**

558 — by Jack Twyman in 1958-59 season

### **FREE THROWS MADE**

437 — by Jack Twyman in 1958-59 season

### **FREE THROW PERCENTAGE**

.783 — by Jack Twyman in 1958-59 season

### **REBOUNDS**

1142 — by Maurice Stokes in 1957-58 season

### **ASSISTS**

403 — by Maurice Stokes in 1957-58 season

### **PERSONAL FOULS**

277 — by Dick Ricketts in 1957-58 season

277 — by Jack Twyman in 1958-59 season

### **MOST TIMES DISQUALIFIED ON PERSONAL FOULS**

9 — by Maurice Stokes in 1957-58 season

9 — by Wayne Embry in 1958-59 season

### **TOTAL POINTS**

1857 — by Jack Twyman in 1958-59 season

### **AVERAGE POINTS PER GAME**

25.8 — by Jack Twyman in 1958-59 season

# CINCINNATI GARDEN

## INDIVIDUAL PLAYER

### FOR FULL GAME

Most Points Scored — 50 by Jack Twyman, Cincy vs. St. Louis	.....*2-28-59
Most FG Attempted — 47 by Jack Twyman, Cincy vs. St. Louis	.....*2-28-59
Most FG Made — 22 by Jack Twyman, Cincy vs. St. Louis	.....*2-28-59
Most Free Throws Attempted — 24 by George Yardley, Det. vs. Cincy	11- 3-57
Most Free Throws Made — 20 by Dolph Schayes, Syracuse vs. Cincy	10-26-57
Most Rebounds — 32 by Bill Russell, Boston vs. Cincy	.....11- 8-57
Most Assists — 13 by John McCarthy, Cincy vs. St. Louis	.....*2-28-59

### FOR ONE HALF

Most Points — 30 by Dolph Schayes, Syracuse vs. Cincy	.....11-12-58
Most FG Attempted — 22 by Jack Twyman, Cincy vs. St. Louis	.....*2-28-59
Most FG Made — 12 by Jack Twyman, Cincy vs. St. Louis	.....*2-28-59
Most Free Throws Attempted — 16 by George Yardley, Det. vs. Cincy	11- 3-57
Most Free Throws Made — 14 by Dolph Schayes, Syracuse vs. Cincy	11-12-58
Most Rebounds — 21 by Bill Russell, Boston vs. Cincy	.....11- 8-58
Most Assists — 8 by Sihugo Green, Cincy vs. Boston	.....11-19-58
8 by John McCarthy, Cincy vs. St. Louis	.....*2-28-59

### FOR ONE QUARTER

Most Points — 19 by Jack Twyman, Cincy vs. Boston	.....11-19-58
19 by Jack Twyman, Cincy vs. St. Louis	.....*2-28-59
19 by Jack Twyman, Cincy vs. Minneapolis	..... 3- 4-59
Most FG Attempted — 15 by Jack Twyman, Cincy vs. St. Louis	.....*2-28-59
Most FG Made — 9 by Jack Twyman, Cincy vs. St. Louis	.....*2-28-59
Most Free Throws Attempted — 12 by Dolph Schayes, Syr. vs. Cincy	11-12-58
Most Free Throws Made — 12 by Dolph Schayes, Syr. vs. Cincy	.....11-12-58
Most Rebounds — 14 by Wayne Embry, Cincy vs. New York	..... 2-18-59
Most Assists — 5 by John McCarthy, Cincy vs. St. Louis	.....*2-28-59

## TEAM RECORDS

### FOR FULL GAME

Most Points — 145 by Syracuse vs. Cincy	..... †1-8-59
Most FG Attempted — 128 by Cincy vs. Boston	.....*11-6-57
Most FG Made — 51 by Cincy vs. Syracuse	.....*1-8-59
51 by Syracuse vs. Cincy	.....*1-8-59
Most Free Throws Attempted — 60 by Detroit vs. Cincy	.....11- 3-57
Most Free Throws Made — 48 by Syracuse vs. Cincy	.....10-26-57
Most Rebounds — 102 by Cincy vs. Boston	.....*11-8-57
Most Assists — 35 by Cincy vs. Philadelphia	.....12- 8-57
Most Personal Fouls — 40 by Syracuse vs. Cincy	..... †1-8-59
Most Disqualifications (PF) — 4 from Syracuse vs. Cincy	..... †1-8-59

### FOR ONE HALF

Most Points — 76 by Cincy vs. Detroit	.....12-31-57
Most FG Attempted — 60 by Cincy vs. Boston	.....*11-8-57

# RECORDS

Most FG Made — 25 by Cincy vs. Boston .....	1-12-58
Most Free Throws Attempted — 32 by Syracuse vs. Cincy .....	10-26-57
Most Free Throws Made — 26 by Syracuse vs. Cincy .....	10-26-57
Most Rebounds — 48 by Cincy vs. Boston .....	*11-8-57
Most Assists — 18 by Cincy vs. Philadelphia .....	12- 8-57
Most Personal Fouls — 19 by Cincy vs. Syracuse .....	10-26-57

## FOR ONE QUARTER

Most Points — 40 by Syracuse vs. Cincy .....	12-20-57
40 by New York vs. Cincy .....	1-18-59
Most FG Attempted — 31 by Cincy vs. Boston .....	*11-8-57
Most FG Made — 13 by Cincy vs. Boston .....	1-12-58
Most Free Throws Attempted — 21 by Syracuse vs. Cincy .....	10-26-57
Most Free Throws Made — 18 by Syracuse vs. Cincy .....	10-26-57
Most Rebounds — 25 by Cincy vs. Boston .....	*11-8-57
Most Assists — 10 by Cincy vs. Philadelphia .....	12- 8-57
Most Personals — 10 by Cincy vs. Syracuse .....	10-26-57

## TWO-TEAM RECORDS

### FOR FULL GAME

Most Points — 283 (Syracuse 145, Cincy 138) .....	‡1-8-59
Most FG Attempted — 244 (Syracuse 126, Cincy 118) .....	‡1-8-59
Most FG Made — 102 (Syracuse 51, Cincy 51) .....	‡1-8-59
Most Free Throws Attempted — 105 (Syracuse 55, Cincy 50) .....	‡1-8-59
Most Free Throws Made — 79 (Syracuse 43, Cincy 36) .....	‡1-8-59
Most Rebounds — 175 (Cincy 102, Boston 73) .....	*11-8-57
Most Assists — 59 (Cincy 32, Syracuse 27) .....	‡1-8-59
Most Personal Fouls — 77 (Syracuse 40, Cincy 37) .....	‡1-8-59
Most Disqualifications (PF) — 7 (Syracuse 4, Cincy 3) .....	‡1-8-59

## FOR ONE HALF

Most Points — 134 (Cincy 76, Detroit 58) .....	12-31-57
Most FG Attempted — 102 (Cincy 55, Minneapolis 48) .....	1-16-58
Most FG Made — 41 (Cincy 21, Minneapolis 20) .....	1-16-58
Most Free Throws Attempted — 52 (Minneapolis 28, Cincy 24) .....	1-16-58
Most Free Throws Made — 36 (Cincy 21, Minneapolis 15) .....	1-16-58
Most Rebounds — 96 (Cincy 56, Boston 40) .....	*11-8-57
Most Assists — 28 (Cincy 20, Philadelphia 8) .....	12- 8-57
Most Personal Fouls — 32 (Cincy 18, Syracuse 14) .....	10-26-57

## FOR ONE QUARTER

Most Points — 73 (Cincy 38, Minneapolis 35) .....	1-16-58
Most FG Attempted — 52 (Cincy 28, Minneapolis 24) .....	1-16-58
Most FG Made — 21 (Cincy 11, Minneapolis 10) .....	1-16-58
Most Free Throws Attempted — 33 (Cincy 14, Minneapolis 19) .....	3- 4-59
Most Free Throws Made — 27 (Minneapolis 16, Cincy 11) .....	3- 4-59
Most Rebounds — 48 (Cincy 28, Boston 20) .....	*11-8-57
Most Assists — 14 (Cincy 10, Philadelphia 4) .....	12- 8-57
Most Personal Fouls — 16 (Cincy 9, Syracuse 7) .....	10-26-57

\*Single overtime game.

‡Triple overtime game.

# OUR HOME SCHEDULE

DAY	DATE	OPPONENT
Saturday	October 24	Detroit
Sunday	October 25	Minneapolis
Friday	October 30	Syracuse
Sunday	November 1	Boston
Thursday	November 12	Philadelphia
Sunday	November 15	Boston
Thursday	November 19	New York
Saturday	November 21	Minneapolis
Sunday	November 22	St. Louis
Thursday	November 26	Minneapolis
Saturday	November 28	Syracuse
Sunday	December 6	St. Louis
Wednesday	December 16	Philadelphia
Saturday	December 19	Minneapolis
Friday	December 25	Detroit
Sunday	December 27	Boston
Wednesday	December 30	Syracuse
Saturday	January 2	New York
Friday	January 8	St. Louis
Sunday	January 10	Minneapolis
Tuesday	January 12	New York
Friday	January 15	Minneapolis
Wednesday	January 20	St. Louis
Sunday	January 24	Philadelphia
Thursday	February 4	Detroit
Wednesday	February 10	St. Louis
Tuesday	February 16	Philadelphia
Saturday	February 20	Detroit
Sunday	February 21	Boston
Tuesday	February 23	Syracuse
Wednesday	March 9	St. Louis

# ROYALS' ROAD GAMES

DAY	DATE	OPPONENT
Saturday	October 17	Boston
Saturday	October 31	St. Louis
Saturday	November 7	Syracuse at Rochester
Sunday	November 8	Philadelphia
Wednesday	November 11	Boston
Saturday	November 14	Detroit at Univ. of Detroit
Tuesday	November 17	Syracuse at New York
Wednesday	November 18	Detroit at Indianapolis
Tuesday	November 24	Detroit at New York
Wednesday	December 2	New York at Syracuse
Thursday	December 3	Boston at Philadelphia
Tuesday	December 8	St. Louis at New York
Wednesday	December 9	Detroit at Boston
Thursday	December 10	Philadelphia
Saturday	December 12	Minneapolis
Sunday	December 13	St. Louis
Tuesday	December 15	Philadelphia at New York
Sunday	December 20	New York
Tuesday	December 22	New York at Detroit
Monday	December 28	Philadelphia at St. Louis
Friday	January 1	Boston at Detroit
Sunday	January 3	Detroit
Wednesday	January 6	New York at Philadelphia
Thursday	January 7	Syracuse
Saturday	January 9	Minneapolis
Saturday	January 16	New York (Armory)
Sunday	January 17	Detroit
Saturday	January 23	St. Louis
Wednesday	January 27	Minneapolis at Detroit
Friday	January 29	New York at Philadelphia
Saturday	January 30	Boston at Providence
Tuesday	February 2	Philadelphia
Wednesday	February 3	Detroit
Sunday	February 7	Syracuse
Tuesday	February 9	Syracuse at Detroit
Thursday	February 11	Minneapolis
Friday	February 12	Detroit at Dayton
Sunday	February 14	St. Louis
Wednesday	February 24	St. Louis at Detroit
Sunday	February 28	St. Louis
Tuesday	March 1	Detroit at St. Louis
Thursday	March 3	Minneapolis at Philadelphia
Sunday	March 6	Minneapolis

## OUR HOME COURT — OUR HEADQUARTERS

The Royals enter their third season of National Basketball Association play on the Cincinnati Gardens hardwood once the 1959-60 season gets underway.

A total of 30 home games will be played by the Royals on the portable Garden hardwood. Seven of these games will be televised nationally from the spacious Queen City sports palace.

Cincinnati became a member of the NBA in the fall of 1957 when the Royals moved here after 12 exciting seasons in Rochester, New York. Could it talk, the thump-sounding basketball floor in the Gardens might reveal many thrilling pro basketball moments despite only two seasons here.

Already, the Royals have found the road to success in the NBA a long and rocky one since planting themselves in Cincinnati. The first season found them winning 33 games and losing 39. Last winter, they won 19 games while losing 53. The Royals still, however, look forward to the day the Gardens can host a Western Division titlist and later an NBA champion!

It was in July, 1946 that the Cincinnati Garden corporation proposed and set about constructing a winter sports area. Less than three years later, on Feb. 22, 1949 to be exact, the Garden opened its doors to the public.

The large Gardens plant has been a boon to the Queen City. Once a conservative community, Cincinnatians have witnessed ice shows, boxing, wrestling, food shows, tennis matches, religious meetings, sports shows and hockey besides pro basketball in the Garden.

Residents from this city of seven hills, sprawled along the banks of the Ohio River, are quickly accepting the play-for-pay brand of basketball as a leading sports activity.

One of the most modern sports arenas in the nation, the Garden doesn't claim a single seat with poor visibility to the floor. Forty ton trusses, 30 feet deep and 240 feet long, eliminate the use of view-hampering poles.

Not one of the more than 14,000 fans flocking the Gardens on one night need be a mountain climber to get to the farthest seat. There are no balconies in the building. Main roof of the Garden is high enough to shelter a 10-story apartment building over the center floor.

President of the Garden corporation is Tom Wood. Executive vice president is Tom Grace and Alex Sinclair is general manager.

# NBA 1958 - 1959

## FINAL STATISTICS

### FINISH OF THE CLUBS

	Won	Lost	Pct.
<b>WESTERN DIVISION</b>			
St. Louis .....	49	23	.681
Minneapolis .....	33	39	.458
Detroit .....	28	44	.389
CINCINNATI .....	19	53	.264
<b>EASTERN DIVISION</b>			
Boston .....	52	20	.722
New York .....	40	32	.556
Syracuse .....	35	37	.486
Philadelphia .....	32	40	.444

Boston won 1959 championship playoffs by beating Minneapolis in four straight games.

### TEAM STATISTICS

(Based on 72-Game Season)

CLUBS	FG	FT	TP	RBDS	A	PF	SCORING AVG.		
							For	Agst.	Diff.
Boston .....	3208	1963	8379	5601	1568	1769	116.4	109.9	6.5
Syracuse .....	3050	2046	8146	4900	1340	1961	113.1	109.1	4.0
St. Louis .....	2879	2046	7830	5045	1567	1937	108.8	105.1	3.7
New York .....	2863	2217	7943	4991	1383	1899	110.3	110.1	0.2
Detroit .....	2811	1943	7565	4860	1317	1881	105.1	106.3	-1.2
Minneapolis .....	2779	2071	7629	5149	1373	1874	106.0	107.3	-1.3
Philadelphia .....	2826	1783	7435	4910	1375	1776	103.3	106.3	-3.0
CINCINNATI .....	2854	1713	7421	4887	1369	1855	103.1	111.9	-8.8

### TOP TEN SCORERS

	G	FG	FT	PTS	AVG.
1. Pettit, St. Louis .....	72	719	667	2105	29.2
2. TWYMAN, CINCINNATI .....	72	710	437	1857	25.8
3. Arizin, Philadelphia .....	70	632	587	1851	26.4
4. Baylor, Minneapolis .....	70	605	532	1742	24.9
5. Hagan, St. Louis .....	72	646	415	1707	23.7
6. Schayes, Syracuse .....	72	504	526	1534	21.3
7. Sears, New York .....	71	491	506	1488	21.0
8. Sharman, Boston .....	72	562	342	1466	20.4
9. Cousy, Boston .....	65	484	329	1297	20.0
10. Guerin, New York .....	71	443	405	1291	18.2

### SEASON RECORD HIGHS

**MOST POINTS SCORED IN ONE GAME**—Elgin Baylor, Minneapolis, 55 against CINCINNATI, Feb. 25, 1959.

**MOST FREE THROWS SCORED IN ONE GAME**—Dolph Schayes, Syracuse, 18 against CINCINNATI, Jan. 25, 1959.

**MOST PERSONAL FOULS**—Walter Dukes, Detroit, 332; and Earl Lloyd, Detroit, 291.

**MOST GAMES DISQUALIFIED**—Walter Dukes, Detroit, 22; Jim Loscutoff, Boston and Earl Lloyd, Detroit, 15 each.



# CINCINNATI ROYALS 1959 - 60 ROSTER

COACH: TOM MARSHALL

<u>UNIFORM NUMBER</u>	<u>NAME</u>	<u>HEIGHT</u>	<u>WEIGHT</u>	<u>AGE</u>	<u>HOMETOWN</u>	<u>COLLEGE</u>
15	Arlen Bockhorn	6' 4"	200	25	Campbell Hill, Illinois	Dayton
34	Wayne Embry	6' 8"	240	23	Springfield, Ohio	Miami (O.)
16	Phil Jordan	6' 10"	215	25	Tacoma, Washington	Whitworth (Wash.)
24	Jim Palmer	6' 8"	224	26	Keeke, Virginia	Dayton
14	Med Park	6' 2"	205	26	Lexington, Missouri	Missouri
25	Dave Piontek	6' 6"	230	24	Pittsburgh, Pennsylvania	Xavier (O.)
	Hub Reed	6' 9 1/2"	225	23	Oklahoma City, Oklahoma	Oklahoma City
11	Phil Rollins	6' 2"	185	25	Wickliffe, Kentucky	Louisville
10	Larry Staverman	6' 7"	205	22	Covington, Kentucky	Villa Madonna
20	Wayne Stevens	6' 3 1/2"	185	23	Washington C.H., Ohio	Cincinnati
27	Jack Twyman	6' 6"	210	25	Pittsburgh, Pennsylvania	Cincinnati
22	Win Wilfong	6' 2 1/2"	190	26	Puxico, Missouri	Memphis State