


THE NEW LOOK...



**PRESS - RADIO - TV
GUIDE**

25¢

Cincinnati Royals

Member of National Basketball Association

Office: Cincinnati Gardens, 2250 Seymour Avenue
Cincinnati 12, Ohio

Telephones: REdwood 1-8300 (Gardens)
REdwood 1-6060 (Office)

CLUB INFORMATION

Thomas E. Wood	Chairman of the Board
Judge Carl W. Rich	President
J. Thomas Grace	Executive Vice President
J. W. Brown	Vice President
Andrew Hopple	Secretary
Ambrose Lindhorst	Treasurer
C. L. Riemen	Ass't Secretary-Treasurer
Pepper Wilson	General Manager
Charley Wolf	Coach
Steve Hoffman	Director of Publicity
John Malone	Sales Promotions
Ray Baldwin	Trainer
Al Milner, Bob Von Holle	Assistant Trainers
Home Court	Cincinnati Gardens (14,000)
Court Size	60 x 100
Colors	Royal Blue and White
Ed Kennedy	WKRC, (550 KC) Royals Radio
Jim Kinder	Official Scorekeeper
Andrew Hopple	Official Timekeeper
Bill Ries, Charlie Cox, Bert Hadley	Statisticians
Gene Moore	24-Second Clocks
Hap O'Daniel, Mel Brennan, Win Franks, Don Hamburg Nick Giordano, Bob Adams	Pressrow Aides

INSIDE THE "NEW LOOK"

The "New Look"	1
Our Home Schedule	2
Royals' Road Games	3
Chasley Wolf	4-5
Player Profiles	6-12
NBA 1959-60 Final Standings	12
1959-60 Final Royal Statistics	13
Cincinnati Garden Records	14-15
Royals' Individual Records	16
The Royals Year by Year	17-20
The NBA's Directory	21-24
History of the Royals	Inside Back Cover
Royals' 1960-61 Roster	Outside Back Cover

FROM THE SPORTS LIBRARY OF
RETROSEASONS.com

www.retroseasons.com/library/

Royals don Hopeful "New Look" this Winter

One might choose to label the 1960-61 Cincinnati Royals the team with the "new look" in the National Basketball Association. A new coach, some outstanding rookies and a fine group of experienced veterans may provide Cincinnati with a desirable "new look" in professional basketball.

New Coach Charley Wolf, one of the few college coaches to ever step into the NBA, said in his pre-season thoughts: "We are shooting to finish above .500 this coming season."

Oscar Robertson, everybody's All-American the past three winters, heads the cast of rookies expected to spark the Royals up the Western Division ladder. As a guard, he not only scores well but he is an excellent passer and rebounder as well.

With his 6'5" height, the "Big O" may find himself at times at forward, helping the Royals' front-line corps. Bob Boozer, the Royals' No. 1 draft choice a year ago, despite his rookie status is expected to add life to the Royals' forward crop with his 6'8" height.

The third Royals' rookie, 6'4" guard Ralph Davis, may contribute speed, playmaking and outside scoring to the team.

Jack Twyman heads the returning group of eight veterans. The 6'6" forward is expected to maintain his excellent scoring touch along with exercising more of his passing and rebound talents.

One might say Phil Jordon, at 6'10", is the second-most important returnee. A four-year veteran of the NBA, Jordon has yet to come into his own with his all-around work at center. An inspired Jordon could be the KEY to the '60-'61 Royals.

Wolf makes no bones about the excellent desire of 6'9½" forward Hub Reed. What Reed lacks in scoring he makes up in rebounding and determination.

Larry Staverman, the other veteran forward lends the club fine spot scoring and rebounding.

Although Arlen (Bucky) Bockhorn leads the trio of returning guards, he is followed closely by Phil Rollins and Win Wilfong. Bockhorn is the aggressive leader, Rollins the top playmaker and Wilfong the hustling "breakout" scorer among the threesome.

The Royals hope to break out of the past 2 seasons' doldrums with their new look. Some necessary jelling, inspired improvement of the veterans and the youthful enthusiasm of the rookies may add luster to the new appearance.

Although the Western Division is expected to be its most competitive in years, the "new look" Royals may provide the necessary impetus to win the close games.

Our Home Schedule

DAY	DATE	OPPONENT	Tip-Off Time
Wednesday	October 19	Los Angeles	8 p.m.
Saturday	October 22	New York (TV)	1 p.m.
Sunday	October 23	St. Louis	8 p.m.
Thursday	October 27	Syracuse	8 p.m.
Tuesday	November 1	Philadelphia	8 p.m.
Tuesday	November 8	Boston	8 p.m.
Sunday	November 13	Detroit	8 p.m.
Tuesday	November 15	Philadelphia	8 p.m.
Friday	November 18	St. Louis	8 p.m.
Sunday	November 20	Boston	8 p.m.
Wednesday	November 23	Los Angeles	8 p.m.
Sunday	November 27	New York	8 p.m.
Thursday	December 1	Syracuse	8 p.m.
Wednesday	December 7	Los Angeles	8 p.m.
Wednesday	December 14	New York	8 p.m.
Friday	December 16	Los Angeles	8 p.m.
Sunday	December 18	Philadelphia	8 p.m.
Sunday	December 25	Detroit	8 p.m.
Tuesday	December 27	Syracuse	8 p.m.
Sunday	January 1	St. Louis	8 p.m.
Thursday	January 5	Boston	8 p.m.
Thursday	January 19	New York	8 p.m.
Sunday	January 22	St. Louis (TV)	2:30 p.m.
Tuesday	January 24	Detroit	8 p.m.
Friday	January 27	Syracuse	8 p.m.
Monday	January 30	Boston	8 p.m.
Thursday	February 16	St. Louis	8 p.m.
Sunday	February 19	Los Angeles	2:30 p.m.
Saturday	February 25	Philadelphia (TV)	2:30 p.m.
Sunday	February 26	St. Louis	2:30 p.m.
Wednesday	March 1	Detroit	8 p.m.

Royals' Road Games

DAY	DATE	OPPONENT and SITE
Thursday	October 20	New York
Wednesday	October 26	Detroit
Saturday	October 29	St. Louis
Saturday	November 5	Boston
Friday	November 11	Boston at New York
Saturday	November 12	Detroit
Wednesday	November 16	Syracuse
Saturday	November 19	St. Louis
Tuesday	November 22	Los Angeles at New York
Thursday	November 24	Los Angeles at St. Louis
Saturday	November 26	Philadelphia
Tuesday	November 29	Syracuse at St. Louis
Sunday	December 4	Detroit at Indianapolis
Tuesday	December 6	New York
Thursday	December 8	Boston at Philadelphia
Friday	December 9	Boston
Tuesday	December 13	Syracuse at New York
Tuesday	December 20	Boston at New York
Monday	December 26	Detroit
Wednesday	December 28	New York at Syracuse
Thursday	December 29	Philadelphia
Friday	December 30	Philadelphia at Hershey
Monday	January 2	Syracuse at Utica
Wednesday	January 4	Syracuse
Tuesday	January 10	St. Louis
Wednesday	January 11	Detroit
Thursday	January 12	Detroit at Fort Wayne
Saturday	January 14	Los Angeles
Sunday	January 15	Los Angeles
Wednesday	January 18	Detroit at Dayton
Saturday	January 21	Detroit at St. Louis
Wednesday	January 25	Detroit
Saturday	January 28	St. Louis
Thursday	February 2	Philadelphia
Friday	February 3	Philadelphia at Boston
Sunday	February 5	Syracuse
Monday	February 6	Los Angeles at College Park, Maryland
Thursday	February 9	New York at Philadelphia
Saturday	February 11	St. Louis
Sunday	February 12	New York
Monday	February 13	Los Angeles at Dayton
Tuesday	February 21	St. Louis
Wednesday	February 22	Philadelphia at Detroit
Tuesday	February 28	St. Louis at New York
Sunday	March 5	New York
Tuesday	March 7	Boston at Providence
Saturday	March 11	Los Angeles
Sunday	March 12	Los Angeles

Charley Wolf Gives Royals

Charles Anthony Wolf must be regarded as one of at least three key factors to the Royals' "new look" for the 1960-61 season. Actually, one must regard the new coach of the Royals as the chief collaborator on any written description of this new look.



The 34-year-old Wolf was appointed to direct the newest Royals' edition April 25, 1960 to fill the vacancy caused by Tom Marshall's resignation. Tom had taken over the Royals early in the 1958-59 campaign and resigned the post in March to go into private business.

Third coach of the Royals since they moved to Cincinnati in 1957 from Rochester, N. Y., Wolf assumed his newest role after six successful years at Villa Madonna College. The small Catholic Diocesan school is located across the Ohio River from Cincinnati at Covington, Ky.

Charley's background makes him a well-known sports figure in the Greater Cincinnati area. The Covington, Ky. native first made headlines during his high school days at St. Xavier in Cincinnati before graduation in 1944.

A three-sports star at St. "X", Charley won All-Ohio honors as a football end, specializing in catching passes from quarterback George Ratterman, who later went on to fame at Notre Dame and with the Cleveland Browns.

Wolf entered Notre Dame on a football scholarship but a pre-season injury put him on the shelf as a freshman. Before the year was up, however, he played varsity basketball and baseball. Despite his youth, he was a leading reserve on Irish cage clubs which starred Leo Barnhorst and Kevin O'Shea, a couple of Notre Dame All-Americans.

Before going to Notre Dame for one year, Charley went into the U. S. Navy, serving two years from June 1944. He spent 13 months overseas, including time as a signalman on tankers between this country and England during World War II.

Basketball was part of Charley's Navy time as he played on the Camp Elliott, Calif. team which won 43 of 50 games. One-time Royal Jack Coleman was a teammate. In one game, Charley scored the winning basket in a 5-to-3 overtime victory over Camp Miramar, Calif., a team that boasted Bobby Wanzer, first coach of the Cincinnati Royals. Believe it or not for modern-day basketball!

"New Look" Appearance

Wolf left Notre Dame in June 1947 to sign into the Cincinnati Reds farm system. He played seven years of minor league ball before giving it up to become Villa Madonna's head basketball coach. Charley's first pro-season resulted in a .352 batting average with Ogden, Utah of the Pioneer Class C League, his best pro ball stint.

Wolf left baseball in 1953 after hitting .275 with Scranton, Pa. in the Class A Eastern League. Before he left the sport, he saw action also with Columbia, S. C. in the Sally League, and Charleston, W. Va. and Saginaw, Mich. of the Central League, all Class A circuits.

Under Wolf's direction, Villa Madonna reactivated basketball in 1954. In six years, his Villa teams won 81 games and lost 56. Such teams as Niagara, Xavier, Tennessee A & I State, Eastern Kentucky, St. Bonaventure and Holy Cross appeared on Villa's schedule besides perennial conference foes.

Charley's collegians earned trips to the National Association of Intercollegiate Athletics tourney (NAIA) twice despite the absence of a gym at Villa Madonna and the lack of a regular home floor. Absence of dormitory facilities restricted Wolf's recruiting to Greater Cincinnatians which makes his coaching feat even more impressive at Villa.

Charley's third year (19-7) and his last (19-12) were his best seasons at Villa. The 19-7 team knocked off third-seeded West Virginia Tech, highest-scoring team in the nation, at the Kansas City NAIA fray.

Wolf served two years as president of the Kentucky Intercollegiate Athletic Conference. He was appointed Villa's athletic director a year after going to the school and was also baseball coach.

The tall (6'2½"), dark and handsome Wolf is married to the former Miss Loraine Pohlkamp, at one time a television personality known as "Sis Camp" in Cincinnati television circles.

The Wolfs are parents of two sons: Martin Charles, 3½ years old and Stephen Joseph, born March 23, 1960. They live at Taylor Mill in Kenton County, Kentucky, located outside of Covington.

Charley's education background includes a business administration degree from Xavier University, Cincinnati, in 1956. Besides his one year at Notre Dame, he has also taken work at Chase College Law School.

Wolf is employed year-round by the Royals. He made 47 speaking engagements during the summer of 1960.

He is an organizer, a disciplinarian and sharp-thinker by reputation. If these qualities can be exercised to the fullest, the Royals believe their new coach can make a "best seller" out of their "new look."

Player Profiles

ARLEN BOCKHORN

Age 27
 Date of Birth July 8, 1933
 Birthplace Campbell Hill, Ill.
 Hometown Dayton, O.
 Height 6'4"
 Weight 200
 College University of Dayton
 High School Campbell Hill, Ill.
 Years Pro Third



MOST POINTS (SINGLE GAME) IN:


High School—36
 College—23 vs. Seattle, '57
 Pro—31 vs. Minneapolis, there, 2-11-60

Nickname: Bucky . . . One of top products of Royals' 1958-59 youth movement, Bockhorn has become one of the NBA's most rugged guards. Club brass feels he has yet to reach full potential . . . One of three Royals to play all 75 games last season and to see over 2,000 minutes of action (2,103) . . . Defense is Bucky's "meat." He held Boston's Bob Cousy to four goals in 27 shots in historic Royals' January win over Celtics which broke their memorable 17-game win streak at Detroit . . . A tough rebounding guard, he has averaged over six rebounds a game as a pro . . . He and wife Peggy are parents of David Arlen, 1½ years and Daniel Alan, born in July, '60. Off-season work: Swimming pool construction.

NBA Statistics:

YEAR	G	FGA	FGM	PCT.	FTA	FTM	PCT.	PTS	AVE	RBDS	PF	A
58-59	71	771	294	.381	196	138	.704	726	10.2	460	215	206
59-60	75	812	323	.398	194	145	.747	791	10.5	382	249	256
Totals	146	1583	617	.390	390	283	.726	1517	10.4	842	464	462

WAYNE EMBRY



Age 24
 Date of Birth March 26, 1936
 Birthplace Springfield, O.
 Hometown Cincinnati
 Height 6'8"
 Weight 240
 College Miami University of Ohio
 High School .. Tecumseh (New Carlisle)
 Years Pro Third

MOST POINTS (SINGLE GAME) IN:

High School—41
 College—42 vs. Kent State, 2-16-57
 Pro—27 vs. Boston at Cincy, 1-4-59
 27 vs. Syracuse there, 1-11-59


Nickname: Goose . . . Embry may yet strive to reach his potential in the scoring phase but he has already won the respect of opposing NBA pivotmen because of the manner in which he moves his 240 pounds. One of the strongest inside players in the league, Wayne led Royal rebounders last winter with 692 retrieves . . . Wearer of contact lenses. Hampered late in season by Planter's wart on sole of one foot . . . Best one-game effort was 24 points in a Feb. home loss to New York. Top rebound nights were 18 against St. Louis (Feb.) and Minneapolis (Oct.), both at home . . . Wife Theresa and Wayne are proud parents of Deborah Lynn, born Jan. '60. Off-season occupation: Royals' ticket salesman and Thomas E. Wood Insurance, Inc.

NBA Statistics:

YEAR	G	FGA	FGM	PCT.	FTA	FTM	PCT.	PTS	AVE	RBDS	PF	A
58-59	66	702	272	.387	314	206	.656	750	11.4	597	232	96
59-60	73	690	303	.439	325	167	.514	773	10.6	692	226	83
Totals	139	1392	575	.413	639	373	.584	1523	10.9	1289	458	179

JACK TWYMAN

Age 26
 Date of Birth May 21, 1934
 Birthplace Pittsburgh, Pa.
 Hometown Cincinnati
 Height 6'6"
 Weight 210
 College University of Cincinnati
 High School .. Pittsburgh Central Cath.
 Years Pro Sixth



MOST POINTS (SINGLE GAME) IN:

High School—16 (twice)
 College—49 vs. Western Ky., 1-29-55
 Pro—59 vs. Minneapolis here, 1-15-60

Nicknames: Twy, Twacky . . . Became NBA's second-greatest one-season scorer last winter with his 2,338 points and 31.2 average. He and Wilt Chamberlain (2,707) broke former 2,105 record of Bob Pettit . . . Jack snapped 12 of 20 Royals club records last season and now holds total of 17 along with eight principal Cincy Gardens floor marks. Meshed 16 of 16 free-throw tries in Jan. 2nd home loss to Knicks as he counted 42 points. His 59-point night saw Jack hit 21 of 39 goal shots, 17 of 20 free throws and reap 14 rebounds in 45 minutes of 122-118 win over Lakers . . . Hasn't missed one of 363 Royals regular league games since opening game of 1955. Club's official player representative to NBA, Jack has played in past four East-West All-Star pro classics and his 27 points (one shy of record) in Philadelphia game January ('60) was tops as West lost, 125-115 . . . Guardian efforts for ex-Royals teammate Maurice Stokes has led Jack to numerous national brotherhood awards past year. Wife Carole and he are parents of Lisa, 3 and John Kennedy Jr., born in May '60. Off-season occupation: Insurance salesman and WCPO-TV (Cincinnati) sportscaster.

NBA Statistics:

YEAR	G	FGA	FGM	PCT.	FTA	FTM	PCT.	PTS	AVE	RBDS	PF	A
55-56	72	987	417	.422	298	204	.685	1038	14.4	466	239	171
56-57	72	1023	449	.439	363	276	.760	1174	16.3	354	251	123
57-58	72	1028	465	.452	396	307	.775	1237	17.2	464	224	107
58-59	72	1691	710	.420	558	437	.783	1857	25.8	653	227	209
59-60	75	2063	870	.421	762	598	.785	2338	31.2	664	275	260
Totals	363	6792	2911	.429	2377	1822	.767	7644	21.1	2601	1266	870

* * *

Reserved seat prices for Royals' home games are \$3.00, \$2.50, \$2.00 and \$1.50. General admission is \$1.00.

* * *

Children 14 and under may be admitted to Royals' home games for 50 cents when accompanied by their parents. Parents may buy reserved seats for their youngsters at this special price.

HUB REED

Age 24
 Date of Birth Oct. 4, 1936
 Birthplace Oklahoma City, Okla.
 Hometown Oklahoma City, Okla.
 Height 6'9½"
 Weight 225
 College Oklahoma City University
 High School Oklahoma City Capitol
 Years Pro Third



MOST POINTS (SINGLE GAME) IN:

High School—39 vs. Tulsa Rogers, '54
 College—43 vs. San Jose State, '58
 Pro—23 vs. St. Louis at Cincy, 11-22-59

Nickname: Hubber . . . Gives Royals both inside rebounding power and fine scoring from the corners. Spirit and determination among tops on the club. Although quiet in nature, Reed is a fierce competitor who sometimes "plays" the game 24 hours a day . . . Only bachelor on final '59-'60 Royals, Hub was married July 1, 1960 to hometown sweetheart Rose Vee Moore. Joined Royals Nov. 4, 1959 in trade which later in the season sent Dave Piontek to St. Louis. Hub was St. Louis' No. 2 draft choice in '58 . . . Hub's 45 percent field goal shooting topped Royal regulars last season. Likeable Hub's 23-point outburst against former mates came in 11th game as Royal . . . Sportsman who loves to fish and hunt. Off-season occupation: "Roughneck" in Oklahoma oil fields.

NBA Statistics:

YEAR	G	FGA	FGM	PCT.	FTA	FTM	PCT.	PTS	AVE	RBDS	PF	A
58-59	65	317	136	.429	71	53	.746	325	5.0	317	171	32
59-60*	71	601	270	.449	184	134	.728	674	9.5	614	230	69
Totals	136	918	406	.442	255	187	.733	999	7.3	931	401	101

*(2 games with St. Louis, 69 with Cincy).

PHIL ROLLINS



Age 26
 Date of Birth Jan. 19, 1934
 Birthplace Wickliffe, Ky.
 Hometown Cincinnati
 Height 6'2"
 Weight 190
 College University of Louisville
 High School Wickliffe, Ky.
 Years Pro Third

MOST POINTS (SINGLE GAME) IN:

High School—42 vs. Lone Oak, '51
 College—37 vs. East. Ky., '56
 Pro—27 vs. Minn. at Phila., 3-3-60

Nicknames: Flip . . . Recognized as the Royals' top playmaker, Rollins could become a key veteran in new Coach Charley Wolf's '60-'61 plans. Phil looks for his first full season of play without any re-occurrence of a back injury that has interfered past two seasons . . . His January-through-March play last season had bright spots: He tied former Royal John McCarthy's assist record of 13 in 129-113 win over Knicks at Philadelphia on Jan. 6th. On March 3rd, he hit 27 points in 117-114 loss to Lakers at Philly as he made 11 of 18 goal shots in 36 minutes. In season finale against Hawks at home, Phil scored 25 points . . . Royals' speed rises sharply when Phil is in lineup. Good outside set-shooter. Led Louisville to '56 NIT crown. Wife Barbara and Phil are parents of Brenda, 2 years and Vicki, born in May '60. Off-season occupation: R. L. Polk & Co., Cincinnati.


NBA Statistics:

YEAR	G	FGA	FGM	PCT.	FTA	FTM	PCT.	PTS	AVE	RBDS	PF	A
58-59*	44	231	83	.359	90	63	.700	229	5.2	118	49	102
59-60	72	386	158	.409	127	77	.606	393	5.4	180	150	233
Totals	116	617	241	.391	217	140	.645	622	5.3	298	199	335

*(23 games with Phila., 21 with Cincy).

BOB BOOZER

Age 23
 Date of Birth April 26, 1937
 Birthplace Omaha, Neb.
 Hometown Omaha, Neb.
 Height 6'8"
 Weight 215
 College Kansas State Univ.
 High School Omaha, Neb. Technical
 Years Pro First



MOST POINTS (SINGLE GAME) IN:


High School—Not Available
 College—45 vs. Purdue at KSU, 12-1-58

Nickname: Big Bob . . . Royals' No. 1 draft choice of 1959, Boozer played last season with Peoria Cats of NIBL. His 702 points in 31 games ranked fourth in NIBL and 22.6 norm was fifth. Posted third-best rebound mark of 390 for 12.6 average. Started slow, then broke three major Cats records despite NIBL rookie status . . . Most valuable player in '60 Denver AAU tourney. Named to U. S. Olympic team and played fine part in helping Yanks' front-line sweep boards over every opponent to win gold medal . . . A two-year All-American at Kansas State, Robert Lewis Boozer owns eight major scoring records there, including career total (1,685), average (21.9) and one-game free throws (23 vs. Purdue). Big Eight chose him Player of Year twice.

College Career Scoring:

YEAR	G	FGA	FGM	PCT.	FTA	FTM	PCT.	PTS	AVE	RBDS	A
56-57	23	306	136	.444	229	178	.778	450	19.6	237	
57-58	27	441	195	.442	215	154	.716	544	20.1	281	
58-59	27	578	247	.427	258	197	.760	691	25.6	306	
Totals	77	1325	578	.436	702	529	.754	1685	21.9	824	

LARRY STAVERMAN



Age 24
 Date of Birth Oct. 11, 1936
 Birthplace Cincinnati
 Hometown Cincinnati
 Height 6'7"
 Weight 205
 College Villa Madonna
 High School Newport (Ky.) Catholic
 Years Pro Third

MOST POINTS (SINGLE GAME) IN:

High School—20 vs. Williamstown, '53
 College—39 vs. Bellarmine, 2-13-58
 Pro—19 vs. Minneapolis, 2-11-59


Nickname: Staves . . . A bothersome ankle injury and part-time "duty" on Royals' inactive list last winter kept Larry from displaying his full talents for second straight season . . . Led the Royals in field goal shooting second time by duplicating his 47 percent rookie year. Second-best shooter in NBA as yearling and third-best as sophomore but lack of attempts deprived Larry of any ranking . . . Memorable Staverman game was Feb. 23rd against Syracuse at Cincy when Larry followed up a rebound of his own missed shot and scored two-second layup which sealed 135-133 Royals win . . . Called "Reluctant Rookie" two years ago because of hesitation to shoot . . . Larry became Villa Madonna's greatest scorer after rheumatic fever bothered him during youth . . . Pitches batting practice for Cincinnati Reds at Crosley field. Married to high school sweetheart Joyce Burr in 1959. Off-season occupation: Royals' ticket salesman.

NBA Statistics:

YEAR	G	FGA	FGM	PCT.	FTA	FTM	PCT.	PTS	AVE	RBDS	PF	A
58-59	57	215	101	.470	59	45	.763	247	4.3	218	103	54
59-60	49	149	70	.470	64	47	.734	187	3.8	180	98	36
Totals	105	364	171	.470	123	92	.748	434	4.1	398	201	90

WIN WILFONG

Age 27
 Date of Birth March 18, 1933
 Birthplace Puxico, Mo.
 Hometown Puxico, Mo.
 Height 6'2½"
 Weight 190
 College Memphis State University
 High School Puxico, Mo.
 Years Pro Fourth




MOST POINTS (SINGLE GAME) IN:
 High School—54 in '51
 College—38 vs. Okla. City, '56-'57
 Pro—25 vs. N.Y. at St. Louis, '58-'59
 25 vs. Detroit at Detroit, 1-3-60

Nickname: Winnie . . . Enjoyed best pro season as Royals' "rookie" last winter. Top draft choice of St. Louis in '57, Win came to Royals in '59 summer trade which sent John McCarthy west . . . Oldest member of Royals, Win was standout passer last winter for the Royals with 265 assists, his .778 free throw shooting was second-best and his 352 rebounds second-high among guards . . . Royals Boosters Club labeled Wilfong its "most popular" player in March. Missed three February games due to nose operation to correct impaired breathing caused by game injury . . . Tactics and high jump shots mark Wilfong on court . . . Wife Martha and Win are parents of Earl 6, Carla 5 and Kim 1½. Off-season occupation: Organized boys' basketball school at Memphis, Tenn. in June '60.

NBA Statistics:

YEAR	G	FGA	FGM	PCT.	FTA	FTM	PCT.	PTS	AVE	RBDS	PF	A
57-58	71	543	196	.361	238	163	.685	566	7.8	290	199	163
58-59	63	285	99	.347	82	62	.756	260	4.1	121	102	50
59-60	72	764	283	.370	207	161	.778	727	10.1	352	229	265
Totals	206	1592	578	.363	527	386	.732	1553	7.2	763	530	478

RALPH DAVIS



Age 22
 Date of Birth Sept. 7, 1938
 Birthplace Vanceburg, Ky.
 Hometown Vanceburg, Ky.
 Height 6'4"
 Weight 185
 College University of Cincinnati
 High School Lewis County, Vanceburg
 Years Pro First

MOST POINTS (SINGLE GAME) IN:
 High School—41 vs. Ashland Holy Family, '56
 College—27 vs. Xavier, 3-8-60

Nickname: Ralph . . . Royals' No. 3 draft choice of 1960, lean-and-lanky Davis showed in pre-season drills he may have necessary talents to win pro spurs. Wolf feels his speed is greatest asset but points up his shooting and defense as well . . . Star backcourt operative at University of Cincinnati for three seasons. Named outstanding playmaker in '60 East-West classic in New York. Crewcut Ralph earned All-Missouri Valley Conference first-team honors two years and was also an honorable mention All-American for two seasons. One of 14 named to players' own All-American as junior. Ralph's second varsity season best as he averaged 15.5 points and five assists per game. In regular-season finale last March against crosstown rival Xavier at Cincy Gardens, Davis had college career high of 27 points as he sank 11 of 16 field shots . . . Co-captain at UC alongside of Oscar Robertson. Davis is a bachelor.

College Career Record:

YEAR	G	FGA	FGM	PCT.	FTA	FTM	PCT.	PTS	AVE	RBDS
57-58	28	232	97	.418	43	24	.558	218	7.8	71
58-59	30	474	214	.451	62	37	.597	465	15.5	81
59-60	30	364	182	.500	70	46	.657	410	13.7	60
Totals	88	1070	493	.461	175	107	.611	1093	12.4	212

OSCAR ROBERTSON



Age 21
 Date of Birth Nov. 24, 1938
 Birthplace Charlotte, Tenn.
 Hometown Indianapolis, Ind.
 Height 6'5"
 Weight 198
 College Cincinnati
 High School Ind. Crispus Attucks
 Years Pro First

MOST POINTS (SINGLE GAME) IN:
 High School—62 vs. Sacred Heart, '56
 College—62 vs. N. Texas State 2-8-60

Nicknames: "Ozz," Big O . . . Royals' No. 1 territorial draft choice in April '60 meeting at New York, Oscar is no doubt the most talked about collegian of the past 20 years. Joined team soon after leading the U. S. to Olympic Games gold medal basketball crown at Rome.

His 2,973 points in 88 varsity games as well as his composite 33.8 average are both new three-year national career records. First player to ever lead nation's scoring three year in a row . . . A two time Helms Athletic Foundation choice, he was a consensus All-American three consecutive years. He was "Player of the Year" three years in a row as rated by UPI and The Sporting News, two years by the U. S. Basketball Writers and was AP's top ballot-getter two straight years.

Oscar is the first to win the Gold Star Memorial Award three straight years given to the outstanding visiting collegian to appear in New York's Madison Square Garden . . . Holds 12 of the most significant 15 Missouri Valley Conference scoring marks, virtually every scoring and rebounding high at Cincinnati Univ. and 13 NCAA all-time records. "Big O" averaged 15.2 rebounds during varsity career, showed 425 assists in 60 games during last two seasons. Led team's scoring in 77 of 88 games. Low was 13 points and only seven times did he fail to score at least 20 points. Fouled out of only two games in college and only missed two games during entire career. An ankle injury forced him out of two freshman games four years ago. All-American high school player three straight years, he was Indiana's "Mr. Basketball" as a senior in 1956. Married in June to former Miss Yvonne Crittenden of Cincinnati. Off-season occupation: Thomas E. Wood Insurance, Inc.

College Career Scoring:

YEAR	G	FGA	FGM	PCT.	FTA	FTM	PCT.	PTS	AVE	RBDS	A
57-58	28	617	352	.571	355	280	.789	984	35.1	425	
58-59	30	650	331	.509	398	316	.794	978	32.6	489	206
59-60	30	701	369	.526	361	273	.756	1911	33.7	424	219
Totals	88	1968	1052	.535	1114	869	.779	2963	33.8	1338	425

* * *

The Royals have missed the post-season playoffs only three times in 15 seasons. During their 12-year stay at Rochester, the Royals only failed to qualify for the 1956 tourney. At Cincinnati, they missed the playoffs of 1958 and 1959.

PHIL JORDON

Age 27
 Date of Birth Sept. 12, 1933
 Birthplace Lakeport, Calif.
 Hometown Tacoma, Wash.
 Height 6'10"
 Weight 230
 College Whitworth (Wash.)
 High School Reading, Calif.
 Years Pro Fifth



MOST POINTS (SINGLE GAME) IN:

High School—58
 College—48 vs. Montana Univ., '56
 Pro—33 vs. St. Louis at Det., 10-25-58

Nicknames: Wilacki, Big Pheel, Flip . . . Tallest Royal, Jordan played all 75 league games last season along with Twyman and Bockhorn. Graceful moves and good shooting hands give this Northern California Wilacki Indian potential to become strong NBA inside scorer. At times, he has shown "stuff" to help out as a forward . . . Came to Royals in April '59 draft meeting trade which sent Archie Dees to Detroit. Club's second-best scorer last season . . . Phil saw 2,066 minutes of action, third high on team . . . One of heroes in Jan. 1st upset of Boston at Detroit which stopped Celtics' 17-game win streak. Phil scored 31 points, pulled down 20 rebounds (both season highs), fed off six assists and shot well (12-for-20 FG, 7-for-7 FT) in 37 minutes . . . In 8 of last 11 games last winter, Phil scored 20 or more points. In season finale against St. Louis, he scored 27 points, made 12 of 25 field goal shots, 15 rebounds and seven assists . . . He's a guitar "strummer" . . . Wife Julie and Phil are parents of Julie, age 5 and Jon Christian, born Dec. '59. Off-season occupation: Tacoma, Wash. city parks staff.

NBA Statistics:

YEAR	G	FGA	FGM	PCT.	FTA	FTM	PCT.	PTS	AVE	RBDS	PF	A
56-57	9	49	18	.367	12	8	.667	44	4.9	34	15	2
57-58	58	467	193	.413	93	64	.688	450	7.8	301	108	37
58-59	72	967	399	.413	303	231	.762	1029	14.3	594	193	83
59-60	75	970	381	.393	338	242	.716	1004	13.4	624	227	207
Totals	214	2453	991	.404	746	545	.731	2527	11.8	1553	543	329
56-57—(NY); 57-58—(NY-Det.); 58-59—(Det.)												

* * *

NBA 1959-60 Final Statistics

FINISH OF THE CLUB

WESTERN DIVISION	Won	Lost	Pct.
St. Louis	46	29	.613
Detroit	30	45	.400
Minneapolis	25	50	.333
CINCINNATI	19	56	.253
EASTERN DIVISION	Won	Lost	Pct.
Boston	59	16	.786
Philadelphia	49	26	.653
Syracuse	45	30	.600
New York	27	48	.360

Boston won the 1960 championship playoffs by beating St. Louis in four games of the seven-game series. Boston's 122-103 Seventh-game win at home clinched the crown.

Cincinnati Royals 1959-1960 Final Statistics

(ROYALS SERVICE ONLY)

	G	FGA	FGM	FG PCT	FTA	FTM	FT PCT	RBDS	ASSISTS	PERSONAL FOULS	TOTAL POINTS	AVG. PPG.
Jack Twyman	75	2063	870	.422	762	598	.785	664	260	275	2338	31.2
Phil Jordan	75	970	381	.393	338	242	.716	624	207	227	1004	13.4
Wayne Embry	73	690	303	.439	325	167	.514	692	83	226	773	10.6
Arlen Bockhorn	75	812	323	.398	194	145	.747	382	256	249	791	10.5
Win Wilfong	72	764	283	.370	207	161	.778	352	265	229	727	10.1
a-Dave Piontek	52	531	217	.409	122	84	.688	341	84	143	518	10.0
b-Jim Palmer	20	155	71	.458	55	39	.709	111	17	65	181	9.1
c-Hub Reed	69	598	269	.450	184	134	.728	612	69	228	672	9.7
Med Park	74	582	226	.388	260	189	.727	301	214	186	641	8.7
Phil Rollins	72	386	158	.409	127	77	.606	180	233	150	393	5.4
d-Dave Garbee	19	93	36	.387	35	23	.657	74	9	21	95	5.0
Larry Staverman	49	149	70	.470	64	47	.734	180	36	98	187	3.8
Wayne Stevens	8	19	3	.158	10	7	.700	16	4	4	13	1.6
TOTALS	75	7812	3210	.411	2683	1913	.713	4529	1737	2101	8333	111.2

a—Before trade to St. Louis b—Before trade to New York

c—After acquisition from St. Louis

d—Royals service only. Does not include St. Louis action.

Will "New Look" Affect

INDIVIDUAL PLAYER RECORDS FOR FULL GAME

Most Points Scored—59 by Jack Twyman, Cincy vs. Minn.	1-15-60
Most FG Attempted—47 Jack Twyman, Cincy vs. St. Louis	*2-28-59
Most FG Made—23 by Wilt Chamberlain, Phila. vs. Cincy	11-12-59
Most FT Attempted—24 by George Yardley, Detroit vs. Cincy	11-3-57
Most FT Made—20 by Dolph Schayes, Syracuse vs. Cincy	10-26-57
Most Rebounds—37 by Chamberlain, Phila. vs. Cincy	1-24-60
Most Assists—13 by John McCarthy, Cincy vs. St. Louis	*2-28-59

FOR ONE HALF

Most Points—34 by Jack Twyman, Cincy vs. Minneapolis	1-15-60
Most FG Attempted—23 by Jack Twyman, Cincy vs. Minn.	1-15-60
Most FG Made—12 by Jack Twyman, Cincy vs. Minn.	1-15-60
12 by Jack Twyman, Cincy vs. St. Louis	*2-28-59
Most FT Attempted—16 by George Yardley, Detroit vs. Cincy	11-3-57
Most FT Made—14 by Dolph Schayes, Syracuse vs. Cincy	11-12-58
Most Rebounds—23 by Wilt Chamberlain, Phila. vs. Cincy	1-24-60
Most Assists—9 by Carl Braun, New York vs. Cincy	1-12-60

FOR ONE QUARTER

Most Points—19 by Jack Twyman, Cincy vs. Boston	11-19-58
19 by Jack Twyman, Cincy vs. St. Louis	*2-28-59
19 by Jack Twyman, Cincy vs. Minneapolis	3-4-59
19 by Wilt Chamberlain, Phila. vs. Cincy	11-12-59
19 by Jack Twyman, Cincy vs. Philadelphia	11-12-59
Most FG Attempted—15 by Jack Twyman, Cincy vs. St. Louis	*2-28-59
Most FG Made—9 by Jack Twyman, Cincy vs. St. Louis	*2-28-59
Most FT Attempted—12 by Dolph Schayes, Syracuse vs. Cincy	11-12-58
Most FT Made—12 by Dolph Schayes, Syracuse vs. Cincy	11-12-58
Most Rebounds—14 by Wayne Embry, Cincy vs. New York	2-18-59
Most Assists—7 by Carl Braun, New York vs. Cincy	1-12-60
7 by Dick McGuire, Detroit vs. Cincy	2-4-60

TEAM RECORDS (ONE TEAM) FOR FULL GAME

Most Points—145 by Syr. vs. Cincy (Overtime game)	†1-8-59
141 by New York vs. Cincy (Regulation game)	1-20-60
Most FG Attempted—128 by Cincy vs. Boston	*11-8-57
Most FG Made—55 by Cincy vs. Syracuse	2-23-60
Most FT Attempted—60 by Detroit vs. Cincy	11-3-57
Most FT Made—48 by Syracuse vs. Cincy	10-26-57
Most Rebounds—102 by Cincy vs. Boston	*11-8-57
Most Assists—35 by Cincy vs. Philadelphia	12-8-57
Most Personal Fouls—40 by Syracuse vs. Cincy	†1-8-59
40 by New York vs. Cincy	1-12-60
Most Disqualifications—(PF)—4 from Syracuse vs. Cincy	†1-8-59

FOR ONE HALF

Most Points—76 by Cincy vs. Detroit	12-31-57
76 by Cincy vs. Boston	11-15-59
Most FG Attempted—61 by New York vs. Cincy	1-12-60

These Garden Records ? ?

Most FG Made—30 by Cincy vs. Boston	11-15-59
Most FT Attempted—32 by Syracuse vs. Cincy	10-26-57
Most FT Made—26 by Syracuse vs. Cincy	10-26-57
Most Rebounds—48 by Cincy vs. Boston	*11-8-57
Most Assists—20 by New York vs. Cincy	1-12-60
Most Personal Fouls—23 by New York vs. Cincy	1-12-60

FOR ONE QUARTER

Most Points—42 by Boston vs. Cincy	11-15-59
Most FG Attempted—33 by New York vs. Cincy	1-12-60
Most FG Made—14 by New York vs. Cincy	1-12-60
Most FT Attempted—21 by Syracuse vs. Cincy	10-26-57
Most FT Made—18 by Syracuse vs. Cincy	10-26-57
Most Rebounds—25 by Cincy vs. Boston	*11-8-57
Most Assists—10 by Cincy vs. Philadelphia	12-8-57
Most Personal Fouls—13 by New York vs. Cincy	1-12-60

TWO-TEAM RECORDS FOR FULL GAME

Most Points—283 (Syracuse 145, Cincy 138 Overtime)	†1-8-59
268 (Cincy 135, Syracuse 133 Regulation)	2-23-60
Most FG Attempted—244 (Syracuse 126, Cincy 118)	†1-8-59
Most FG Made—107 (Cincy 55, Syracuse 52)	2-23-60
Most FT Attempted—105 (Syracuse 55, Cincy 50)	†1-8-59
Most FT Made—79 (Syracuse 43, Cincy 36)	†1-8-59
Most Rebounds—175 (Cincy 102, Boston 73)	*11-8-57
Most Assists—59 (Cincy 32, Syracuse 27)	†1-8-59
Most Personal Fouls—77 (Syracuse 40, Cincy 37)	†1-8-59
Most Disqualifications (PF)—7 (Syracuse 4, Cincy 3)	†1-8-59

FOR ONE HALF

Most Points—139 (Cincy 76, Boston 63)	11-15-59
139 (Cincy 74, Syracuse 65)	2-23-60
Most FG Attempted—113 (Cincy 59, Philadelphia 54)	11-12-59
Most FG Made—41 (Cincy 21, Minneapolis 20)	1-16-58
Most FT Attempted—52 (Minneapolis 28, Cincy 24)	1-16-58
Most FT Made—36 (Cincy 21, Minneapolis 15)	1-16-58
Most Rebounds—96 (Cincy 56, Boston 40)	*11-8-57
Most Assists—28 (Cincy 20, Philadelphia 8)	12-8-57
Most Personal Fouls—39 (Syracuse 20, Cincy 19)	12-30-59

FOR ONE QUARTER

Most Points—78 (Cincy 40, Boston 38)	11-15-59
Most FG Attempted—52 (Cincy 28, Minneapolis 24)	1-16-58
Most FG Made—29 (Cincy 15, Boston 14)	11-15-59
Most FT Attempted—33 (Minneapolis 19, Cincy 14)	3-4-59
Most FT Made—27 (Minneapolis 16, Cincy 11)	3-4-59
Most Rebounds—48 (Cincy 28, Boston 20)	*11-8-57
Most Assists—14 (Cincy 10, Philadelphia 4)	12-8-57
Most Personal Fouls—21 (Cincy 11, Detroit 10)	12-25-59
21 (St. Louis 11, Cincy 10)	1-8-60
21 (New York 13, Cincy 8)	1-12-60

*—denotes single-overtime game.

†—denotes triple-overtime game.

Cincinnati Royals' Individual Records

GAME RECORDS

MOST POINTS

59—by Jack Twyman vs. Minneapolis at Cincinnati, 1-15-60

MOST FIELD GOALS ATTEMPTED

47—by Jack Twyman vs. St. Louis at Cincinnati, 2-28-59*

MOST FIELD GOALS MADE

22—by Jack Twyman vs. St. Louis at Cincinnati, 2-28-59*

MOST FREE THROWS ATTEMPTED

21—by Jack Twyman vs. Detroit at Cincinnati, 2-20-60

MOST FREE THROWS MADE

17—by Jack Twyman vs. Minneapolis at Cincinnati, 1-15-60

BEST FREE THROW PERCENTAGE

1.000—by Jack Twyman vs. New York at Cincinnati, 1-2-60
(16 Free Throws in 16 Attempts)

MOST REBOUNDS

30—by Maurice Stokes vs. Boston at Cincinnati, 11-8-57

MOST ASSISTS

13—by John McCarthy vs. St. Louis at Cincinnati, 2-28-59*

13—by Phil Rollins vs. New York at Philadelphia, 1-6-60

SEASON RECORDS

MINUTES PLAYED

3023—by Jack Twyman in 1959-60 season

FIELD GOALS ATTEMPTED

2063—by Jack Twyman in 1959-60 season

FIELD GOALS MADE

870—by Jack Twyman in 1959-60 season

FIELD GOAL PERCENTAGE

.452—by Jack Twyman in 1957-58 season (Led NBA)

FREE THROWS ATTEMPTED

762—by Jack Twyman in 1959-60 season

FREE THROWS MADE

598—by Jack Twyman in 1959-60 season

FREE THROW PERCENTAGE

.785—by Jack Twyman in 1959-60 season

REBOUNDS

1142—by Maurice Stokes in 1957-58 season

ASSISTS

403—by Maurice Stokes in 1957-58 season

PERSONAL FOULS

277—by Dick Ricketts in 1957-58 season

277—by Jack Twyman in 1958-59 season

MOST TIMES DISQUALIFIED ON PERSONAL FOULS

10—by Jack Twyman in 1959-60 season

TOTAL POINTS

2338—by Jack Twyman in 1959-60 season

AVERAGE POINTS PER GAME

31.2—by Jack Twyman in 1959-60 season

*denotes single-overtime game.

The Royals.. Year by Year

1945-46 (NBL) —

LES HARRISON, Coach

OPPONENT	WON	LOST
Cleveland Allmens	6	0
Youngstown Bears	6	0
Fort Wayne Zollner Pistons	4	2
Sheboygan Redskins	2	2
Oshkosh All-Stars	2	2
Chicago Gears	2	2
Indianapolis Kautskys	2	2
	<hr/>	<hr/>
	24	10

1946-47 (NBL) —

LES HARRISON, Coach

OPPONENT	WON	LOST
Detroit Gems	4	0
Syracuse Nationals	4	0
Youngstown Bears	3	0
Flint Dows	1	0
Indianapolis Kautskys	3	1
Toledo Jeeps	3	1
Sheboygan Redskins	3	1
Anderson Packers	3	1
Fort Wayne Zollner Pistons	2	2
Oshkosh All-Stars	2	2
Tri-Cities Blackhawks	2	2
Chicago Gears	1	3
	<hr/>	<hr/>
	31	13

1947-48 (NBL) —

LES HARRISON, Coach

OPPONENT	WON	LOST
Sheboygan Redskins	6	0
Syracuse Nationals	6	0
Flint Dows	6	0
Indianapolis Kautskys	5	1
Toledo Jeeps	4	2
Tri-Cities Blackhawks	4	2
Oshkosh All-Stars	4	2
Fort Wayne Zollner Pistons	4	2
Minneapolis Lakers	3	3
Anderson Packers	2	4
	<hr/>	<hr/>
	44	16

1948-49 (NPBL) —

LES HARRISON, Coach

OPPONENT	WON	LOST
St. Louis Bombers	6	0
Fort Wayne Zollner Pistons	6	0
Philadelphia Warriors	5	0
Indianapolis Jets	5	1
Boston Celtics	4	1
New York Knickerbockers	4	1
Baltimore Bullets	4	1
Chicago Stags	4	2
Minneapolis Lakers	2	4
Providence Steamrollers	3	2
Washington Capitols	2	3
	<hr/>	<hr/>
	45	15

THE ROYALS . . . Year by Year

1949-50 (NBA) —

LES HARRISON, Coach			
OPPONENT	WON	LOST	
Washington Capitols	6	0	
Boston Celtics	6	0	
Tri-Cities Blackhawks	2	0	
Anderson Packers	2	0	
Waterloo Hawks	2	0	
Denver Nuggets	2	0	
New York Knickerbockers	5	1	
Philadelphia Warriors	5	1	
St. Louis Bombers	5	1	
Chicago Stags	4	2	
Baltimore Bullets	3	3	
Minneapolis Lakers	3	3	
Fort Wayne Zollner Pistons	3	3	
Sheboygan Redskins	1	1	
Syracuse Nationals	1	1	
Indianapolis Olympians	1	1	
	<hr/>	<hr/>	
	51	17	

1950-51 (NBA) —

LES HARRISON, Coach			
OPPONENT	WON	LOST	
Washington Capitols	5	0	
Baltimore Bullets	5	1	
Fort Wayne Zollner Pistons	5	3	
Tri-Cities Blackhawks	5	3	
Boston Celtics	4	2	
Syracuse Nationals	4	2	
Minneapolis Lakers	4	4	
New York Knickerbockers	3	3	
Indianapolis Olympians	4	5	
Philadelphia Warriors	2	4	
	<hr/>	<hr/>	
	41	27	

1951-52 (NBA) —

LES HARRISON, Coach			
OPPONENT	WON	LOST	
Milwaukee Hawks	8	1	
Indianapolis Olympians	6	3	
Fort Wayne Zollner Pistons	6	3	
New York Knickerbockers	4	2	
Philadelphia Warriors	4	2	
Syracuse Nationals	4	2	
Baltimore Bullets	4	2	
Boston Celtics	3	3	
Minneapolis Lakers	2	7	
	<hr/>	<hr/>	
	41	25	

1952-53 (NBA) —

LES HARRISON, Coach			
OPPONENT	WON	LOST	
Baltimore Bullets	6	0	
Fort Wayne Zollner Pistons	7	3	
Indianapolis Olympians	7	3	
Milwaukee Hawks	7	3	
Minneapolis Lakers	6	4	
Philadelphia Warriors	4	2	
New York Knickerbockers	3	3	
Boston Celtics	2	4	
Syracuse Nationals	2	4	
	<hr/>	<hr/>	
	44	26	

THE ROYALS . . . Year by Year

1953-54 (NBA) —

LES HARRISON, Coach

OPPONENT	WON	LOST
Milwaukee Hawks	9	1
Philadelphia Warriors	7	1
Baltimore Bullets	7	1
Fort Wayne Zollner Pistons	8	3
Boston Celtics	4	4
Syracuse Nationals	3	5
Minneapolis Lakers	5	6
New York Knickerbockers	1	7
	<hr/>	<hr/>
	44	28

1954-55 (NBA) —

LES HARRISON, Coach

OPPONENT	WON	LOST
Boston Celtics	5	4
Milwaukee Hawks	6	6
New York Knickerbockers	4	5
Philadelphia Warriors	4	5
Syracuse Nationals	2	7
Minneapolis Lakers	4	8
Fort Wayne Zollner Pistons	4	8
	<hr/>	<hr/>
	29	43

1955-56 (NBA) —

BOBBY WANZER, Coach

OPPONENT	WON	LOST
Syracuse Nationals	5	4
St. Louis Hawks	6	6
Boston Celtics	4	5
Fort Wayne Zollner Pistons	5	7
Minneapolis Lakers	5	7
New York Knickerbockers	3	6
Philadelphia Warriors	3	6
	<hr/>	<hr/>
	31	41

1956-57 (NBA) —

BOBBY WANZER, Coach

OPPONENT	WON	LOST
Philadelphia Warriors	5	4
St. Louis Hawks	6	6
Fort Wayne Zollner Pistons	6	6
New York Knickerbockers	4	5
Syracuse Nationals	4	5
Boston Celtics	3	6
Minneapolis Lakers	3	9
	<hr/>	<hr/>
	31	41

1957-58 (NBA) —

BOBBY WANZER, Coach

OPPONENT	WON	LOST
Minneapolis Lakers	8	4
Philadelphia Warriors	6	3
Detroit Pistons	6	6
Syracuse Nationals	4	5
New York Knickerbockers	4	5
St. Louis Hawks	3	9
Boston Celtics	2	7
	<hr/>	<hr/>
	33	39

THE ROYALS . . . Year by Year

1958-59 (NBA) —

BOBBY WANZER and TOM MARSHALL, Coaches

OPPONENT	WON	LOST
Minneapolis Lakers	6	6
Syracuse Nationals	3	6
New York Knickerbockers	3	6
Detroit Pistons	3	9
Philadelphia Warriors	2	7
Boston Celtics	1	8
St. Louis Hawks	1	11
	19	53

1959-60 (NBA) —

TOM MARSHALL, Coach

OPPONENT	WON	LOST
Minneapolis Lakers	5	8
Detroit Pistons	5	8
St. Louis Hawks	4	9
New York Knickerbockers	2	7
Syracuse Nationals	2	7
Boston Celtics	1	8
Philadelphia Warriors	0	9
	19	56

FRIENDS OF THE

Press - Radio - TV

PLEASE NOTE



You may not be on our permanent mailing list.



If you want to be included, why not drop us a line and tell us what you need? . . . Maybe it's releases, glossies, column notes, etc.



If we can't help you, we usually know someone who can . . .

Big Steve

The NBA's Directory

MAURICE PODOLOFF President


HASKELL COHEN Public Relations

Office: 8023 Empire State Building, New York 1, N. Y.

Telephone BRyant-9-1535

The Royals are in the National Basketball Association's Western Division along with Detroit, Los Angeles and St. Louis. Los Angeles is the new home of the former Minneapolis Lakers. New York, Boston, Syracuse and Philadelphia comprise the Eastern Division.

Each NBA club will play 79 league games this season. The Royals will meet each Western Division opponent 13 times and each Eastern Division team 10 times. The 1959-60 NBA schedule consisted of 75 games for each NBA member.



BOSTON CELTICS

Office: Boston Garden, 150 Causeway St., Boston 14, Mass.

Telephone: CApitol-7-3200

WALTER A. BROWN President and General Manager
 LOUIS A. R. PIERI Vice President and Treasurer
 EDWARD J. POWERS Secretary and Assistant Treasurer
 WILLIAM G. MOKRAY Promotion Director and Vice President
 ARNOLD "RED" AUERBACH Coach and Vice President
 J. HOWARD McHUGH Publicity Director
 CHARLES TOOMEY Season Tickets
 THOMAS J. WATERS Ticket Manager
 BUDDY LeROUX Trainer
 HOME COURT Boston Garden (13,909)
 COLORS Green and White
 RADIO BROADCASTER Johnny Most, WHDH, (850 KC)

THROUGH THE YEARS

YEAR	REGULAR SEASON		PLAY-OFFS		TOTAL	
	R	C	R	C	R	C
1948-49	4	1			4	1
1949-50	6	0			6	0
1950-51	4	2			4	2
1951-52	3	3			3	3
1952-53	2	4			2	4
1953-54	4	4			4	4
1954-55	5	4			5	4
1955-56	4	5			4	5
1956-57	3	6			3	6
1957-58	2	7			2	7
1958-59	1	8			1	8
1959-60	1	8			1	8
TOTALS	39	52	---	---	39	52

DETROIT PISTONS

Office: Olympia Stadium, 5920 Grand River, Detroit 8, Michigan
Telephone: TYler-8-6440

FRED ZOLLNER President
 NICK KERBAWY Vice President and General Manager
 OTTO H. ADAMS Treasurer
 FRAN SMITH Public Relations
 DICK McGUIRE Coach
 HOME COURT Olympia Stadium (14,000)
 COLORS Red, White and Blue

THROUGH THE YEARS*

YEAR	REGULAR SEASON		PLAY-OFFS		TOTAL	
	R	P	R	P	R	P
1945-46	4	2	3	1	7	3
1946-47	2	2	2	1	4	3
1947-48	4	2	2	1	6	3
1948-49	6	0			6	0
1949-50	3	3	0	2	3	5
1950-51	5	3	2	1	7	4
1951-52	6	3	2	0	8	2
1952-53	7	3	1	2	8	5
1953-54	8	3	2	0	10	3
1954-55	4	8			4	8
1955-56	5	7			5	7
1956-57	6	6			6	6
1957-58	6	6	0	2	6	8
1958-59	3	9			3	9
1959-60	5	8			5	8
TOTALS	74	65	14	10	90	75

*Detroit was Ft. Wayne from 1945-46 to 1956-57.

LOS ANGELES LAKERS

Office: 3939 South Figueroa St., Los Angeles 37, Calif.
Telephone: Richmond-9-7066

ROBERT E. SHORT President
 FRANCIS T. RYAN Secretary-Treasurer
 LOUIS R. MOHS General Manager
 PHILIP R. JASEN Public Relations
 GILBERT L. SMITH Publicity
 CECIL W. CRONKHITE Ticket Manager
 FRED SCHAUS Coach
 FRANK O'NEILL Trainer
 HOME COURT Memorial Sports Arena (14,871)
 COLORS Blue & White

THROUGH THE YEARS*

YEAR	REGULAR SEASON		PLAY-OFFS		TOTAL	
	R	L	R	L	R	L
1947-48	3	3	1	3	4	6
1948-49	2	4	0	2	2	6
1949-50	3	3	0	1**	3	4
1950-51	4	4	3	1	7	5
1951-52	2	7	1	3	3	10
1952-53	6	4			6	4
1953-54	5	6	1	3	6	9
1954-55	4	8	1	2	5	10
1955-56	5	7			5	7
1956-57	3	9			3	9
1957-58	8	4			8	4
1958-59	6	6			6	6
1959-60	5	8			5	8
TOTALS	56	73	7	15	63	88

*Los Angeles was Minneapolis from 1947-48 until 1959-60

**Teams tied for first place in Central Division and Lakers won title playoff

NEW YORK KNICKERBOCKERS

Office: Madison Square Garden, 307 W. 49th St., N. Y. 19, N. Y.

Telephone: COlumbus-5-6800

NED IRISH	President
FRED PODESTA	Assistant to President
JOHN GOLDNER	Business Manager
VINCE BORYLA	Manager of Playing Personnel
CARL BRAUN	Coach
DON FRIEDERICHS	Trainer
LESTER SCOTT	Public Relations
RED HOLZMAN	Scout
HOME COURT	Madison Square Garden, (18,000)
COLORS	Blue and Orange

THROUGH THE YEARS

YEAR	REGULAR SEASON		PLAY-OFFS		TOTAL	
	R	K	R	K	R	K
1948-49	4	1			4	1
1949-50	5	1			5	1
1950-51	3	3	4	3	7	6
1951-52	4	2			4	2
1952-53	3	3			3	3
1953-54	1	7			1	7
1954-55	4	5			4	5
1955-56	3	6			3	6
1956-57	4	5			4	5
1957-58	4	5			4	5
1958-59	3	6			3	6
1959-60	2	7			2	7
TOTALS	40	51	4	3	44	54

PHILADELPHIA WARRIORS

Office: Sheraton Hotel, 18th St. Entrance, Philadelphia 3, Pa.

Telephone: LOcust-3-3830

EDWARD GOTTLIEB	President and General Manager
NEIL JOHNSTON	Coach
HARVEY POLLACK	Public Relations
MIKE IANNARELLA	Ticket Manager
HOME COURTS	Convention Hall (9,200), Arena (6,500)
COLORS	Blue and Gold
RADIO BROADCASTER	Jim Leaming, WIP, (610 KC)

THROUGH THE YEARS

YEAR	REGULAR SEASON		PLAY-OFFS		TOTAL	
	R	W	R	W	R	W
1948-49	5	0			5	0
1949-50	5	1			5	1
1950-51	2	4			2	4
1951-52	4	2			4	2
1952-53	4	2			4	2
1953-54	7	1			7	1
1954-55	4	5			4	5
1955-56	3	6			3	6
1956-57	5	4			5	4
1957-58	6	3			6	3
1958-59	2	7			2	7
1959-60	0	9			0	9
TOTALS	47	44			47	44

ST. LOUIS HAWKS

Office: Locust Bldg., 10th and Locust Sts., St. Louis 1, Missouri
 Telephone: CEntral-1-0811

BEN KERNER	President
MARTY BLAKE	Business Manager and Public Relations
BUD CARTIER	Promotion Director
IRV GACK	Advertising Director
NORM GOETTE	Season Tickets
DICK ESSER	Ticket Manager
BERNIE EBERT	Trainer
DR. STAN LONDON	Team Physician
PAUL SEYMOUR	Coach
HOME COURT	Kiel Auditorium (10,126)
COLORS	Scarlet, White and Blue
RADIO BROADCASTER	Buddy Blattner and Jerry Gross, KMOX, (1120 KC)

THROUGH THE YEARS

YEAR	REGULAR SEASON		PLAY-OFFS		TOTAL	
	R	H	R	H	R	H
*1946-47	2	2			2	2
*1947-48	4	2			4	2
*1949-50	2	0			2	0
*1950-51	5	3			5	3
†1951-52	8	1			8	1
†1952-53	7	3			7	3
†1953-54	9	1			9	1
†1954-55	6	6			6	6
†1955-56	6	6			6	6
†1956-57	6	6			6	6
†1957-58	3	9			3	9
†1958-59	1	11			1	11
†1959-60	4	9			4	9
TOTALS	63	59			63	59

*Known then as Tri-Cities Blackhawks. †Known then as Milwaukee Hawks.
 ‡Became St. Louis Hawks as known now.

SYRACUSE NATIONALS

Office: War Memorial Building, Syracuse, New York
 Telephone: GRanite-1-3106

DANIEL BIASONE	President and General Manager
JACK EGAN	Chairman of Board
JOHN H. PIRRO	Secretary
BERARD W. SARNO	Treasurer
ALEX HANNUM	Coach
CLAUDE "RED" PARTON	Public Relations
ROBERT G. WALSER	Business Manager
ART VAN AUKEN	Trainer
RADIO BROADCASTER	Jim McKechnie, WNDR, (1260 KC)

THROUGH THE YEARS

YEAR	REGULAR SEASON		PLAY-OFFS		TOTAL	
	R	N	R	N	R	N
1946-47	4	0	3	1	7	1
1947-48	6	0			6	0
1949-50	1	1			1	1
1950-51	4	2			4	2
1951-52	4	2			4	2
1952-53	2	4			2	4
1953-54	3	5			3	5
1954-55	2	7			2	7
1955-56	5	4			5	4
1956-57	4	5			4	5
1957-58	4	5			4	5
1958-59	3	6			3	6
1959-60	2	7			2	7
TOTALS	44	48	3	1	47	49

History of the Royals

REGULAR SEASON

YEAR	LEAGUE	WON	LOST	PCT.	FINISH
1945-46	N.B.L.	24	10	.706	2nd in Eastern Division—Won Play-offs. CHAMPIONS
1946-47	N.B.L.	31	13	.705	1st in Eastern Division—Lost Play-off Finals.
1947-48	N.B.L.	44	16	.733	1st in Eastern Division—Lost Play-off Finals.
1948-49	B.A.A.	45	15	.750	1st in Western Division—Lost Play-off Finals.
1949-50	N.P.B.L.	51	17	.750	Tied for 1st in Central Division—Lost Play-off for Title to Minneapolis Lakers. Lost in Divisional quarter-finals.
1950-51	N.B.A.	41	27	.603	2nd in Western Division—Won Play-offs. CHAMPIONS
1951-52	N.B.A.	41	25	.621	1st in Western Division—Lost Division finals.
1952-53	N.B.A.	44	26	.629	2nd in Western Division—Lost Division quarter-finals.
1953-54	N.B.A.	44	28	.611	2nd in Western Division—Lost Division finals.
1954-55	N.B.A.	29	43	.403	3rd in Western Division—Lost Division quarter-finals.
1955-56	N.B.A.	31	41	.431	4th in Western Division—
1956-57	N.B.A.	31	41	.431	4th in Western Division—
1957-58	N.B.A.	33	39	.458	Tied for 2nd in Western Division—Lost Division quarter-finals.
1958-59	N.B.A.	19	53	.264	4th in Western Division—
1959-60	N.B.A.	19	56	.253	4th in Western Division—

PLAYOFF GAME RECORDS

YEAR	LEAGUE	W.	L.	PCT.	OPPONENT	RESULT	
1945-46	N.B.L.	6	1	.857	Fort Wayne	Beat Fort Wayne	3-1
					Sheboygan	Beat Sheboygan	3-0
							CHAMPIONS
1946-47	N.B.L.	6	5	.545	Syracuse	Beat Syracuse	3-1
					Fort Wayne	Beat Fort Wayne	2-1
					Chicago	Lost to Chicago	1-3
1947-48	N.B.L.	5	5	.500	Fort Wayne	Beat Fort Wayne	2-1
					Anderson	Beat Anderson	2-1
					Minneapolis	Lost to Minneapolis	1-3
1948-49	B.A.A.	2	2	.500	St. Louis	Beat St. Louis	2-0
					Minneapolis	Lost to Minneapolis	0-2
1949-50	N.P.B.L.	0	2	.000	Fort Wayne	Lost to Fort Wayne	0-2
1950-51	N.B.A.	9	5	.643	Minneapolis	Beat Minneapolis	3-1
					Fort Wayne	Beat Fort Wayne	2-1
					New York	Beat New York	4-3
					CHAMPIONS		
1951-52	N.B.A.	3	3	.500	Fort Wayne	Beat Fort Wayne	2-0
					Minneapolis	Lost to Minneapolis	1-3
1952-53	N.B.A.	1	2	.333	Fort Wayne	Lost to Fort Wayne	1-2
1953-54	N.B.A.	3	3	.500	Fort Wayne	Beat Fort Wayne	2-0
					Minneapolis	Lost to Minneapolis	1-3
1954-55	N.B.A.	1	2	.333	Minneapolis	Lost to Minneapolis	1-2
1957-58	N.B.A.	0	2	.000	Detroit	Lost to Detroit	0-2

OVERALL TOTALS

	WON	LOST	PCT.
Regular Season	527	450	.539
Play-off Games	36	33	.509
Totals	563	483	.538

Cincinnati Royals 1960-61 Roster

COACH: CHARLEY WOLF

UNIFORM NUMBERS	PLAYERS	HEIGHT	WEIGHT	AGE	HIGH SCHOOL HOMETOWN	COLLEGE
10	Ralph Davis	6'4"	180	21	Vanceburg, Kentucky	Cincinnati
11	Arlen Bockhorn	6'4"	200	26	Campbell Hill, Ill.	Dayton
13	Bob Boozer	6'8"	215	23	Omaha, Nebraska	Kansas State
15	Wayne Embry	6'8"	240	24	Springfield, Ohio	Miami (O.)
16	Phil Jordan	6'10"	230	26	Reading, California	Whitworth, (Wash.)
17	Hub Reed	6'9½"	225	23	Oklahoma City, Okla.	Oklahoma City Univ.
18	Oscar Robertson	6'5"	205	21	Indianapolis, Indiana	Cincinnati
19	Phil Rollins	6'2"	190	26	Wickliffe, Kentucky	Louisville
21	Larry Staverman	6'7"	215	23	Covington, Kentucky	Villa Madonna
31	Jack Twyman	6'6"	210	26	Pittsburgh, Pennsylvania	Cincinnati
41	Win Wilfong	6'2½"	190	27	Puxico, Missouri	Memphis State Univ.