

PRESSBOOK

KINGS



1972-73 Season/100

FROM THE SPORTS LIBRARY OF
RETROSEASONS  **com**

www.retroseasons.com/library/

KANSAS CITY-OMAHA KINGS CLUB DIRECTORY

MAIN OFFICE

210 West 14th Street, Kansas City, Missouri 64105
Telephone (816) 421-2672 • Telex 42-6118 (KINGS-KSC)

OMAHA OFFICE

1804 Capitol Avenue, Omaha, Nebraska 68102
Telephone (402) 346-1323

OFFICERS

Chairman of the Board and General Counsel Ambrose H. Lindhorst
President, Treasurer and General Manager Joseph A. Axelson
Vice President Ray Evans
Secretary and Business Manager Elise Childers

BOARD OF DIRECTORS

Joseph A. Axelson, Elise Childers, Alex George, Warren Hensel,
Ambrose H. Lindhorst, Ernest Mehl, Herbert Middendorf,
H. Paul Rosenberg and Marvin Steinberg

ASSISTANT GENERAL MANAGER & PROMOTIONS — Larry Staverman

HEAD COACH — Bob Cousy ASST. COACH & SCOUT — Draff Young

PUBLIC RELATIONS DIRECTOR — Bruce Sloan

SALES MANAGER — Ron Otto TRAINER — Joe Keefe

BROADCASTER — Dom Valentino SECRETARY — Judy Gamm

ADVERTISING AGENCY

Sher & Jones, Inc.

2201 Grand Avenue

Kansas City, Missouri 64108

RADIO-TV SALES

Sports Broadcasting Packagers, Inc.

P. O. Box 6091

Leawood, Kansas 66207

ADMINISTRATIVE CONSULTANT — Marvin Litman

TEAM PHYSICIAN — Dr. J. Howard Ellfeldt

HOME COURT — Municipal Auditorium, Kansas City (Capacity 10,000)
 Omaha Civic Auditorium, Omaha (Capacity 9,136)

TEAM COLORS

Red, White and Blue

TICKET PRICES

\$6 — \$5 — \$4 — \$3

GAME TIMES

7:35 P.M. and 1:05 P.M.

RADIO —

Kansas City: KMBZ, 980 kilocycles (82 games)

Omaha: KLNQ, 1490 kilocycles (82 games)

TELEVISION —

Kansas City: KMBC (Channel 9) 15 games

Omaha: KETV (Channel 7) 10 games

KANSAS CITY-OMAHA KINGS

POSITION ROSTER

No.	Player	Hgt.	Wgt.	College
-----	--------	------	------	---------

FORWARDS

20	Johnny Green	6'6"	210	Michigan State '59
21	Don Kojis	6'5"	202	Marquette '61
22	Nate Williams	6'5"	215	Utah State '72
33	Ken Durrett	6'7"	190	LaSalle '71
29	Ron Riley	6'8"	200	Southern California '72

CENTERS

18	Toby Kimball	6'8"	242	Connecticut '65
44	Sam Lacey	6'10"	235	New Mexico State '70
41	Pete Cross	6'9"	230	Univ. of San Francisco '70
43	Mike Ratliff	6'10"	230	Eau Claire (Wisc.) State '72

GUARDS

5	Tom Van Arsdale	6'5"	200	Indiana '65
15	John Mengelt	6'2"	195	Auburn '71
10	Nate Archibald	6'1"	160	Texas El Paso '70
24	Matt Guokas	6'6"	190	St. Joseph's '66

JOE AXELSON President and General Manager



JOE AXELSON is beginning his fourth season as general manager of the Kings, and is returning to Kansas City where he spent seven years as assistant executive secretary of the NAIA.

Axelson has spent a lifetime in and around basketball. His father, also named Joe, was a successful high school coach in Illinois, and as the younger Axelson puts it, "We lived basketball morning, noon and night for 365 days a year and I had to learn to love it in self defense."

After graduating from Northwestern with a degree in Journalism, Axelson served 6½ years in the Army, being discharged as a captain. Two of the years were spent in Alaska, where he coached and played on post level teams. He has also worked as a radio broadcaster, a newspaper sports

writer and on the athletic staffs at Furman University and Georgia Southern College.

He found time to referee high school and college basketball in South Carolina and Georgia, and as a result is "more sympathetic than most people in the league with the problems of our officials, with an occasional notable exception."

While with the NAIA, Axelson helped to select the players for the NAIA Pan American Trials team in 1967 and the NAIA Olympic Trials team in 1968, as well as serving as business manager for both groups, each of which won their respective tournaments.

His first connection with Professional basketball came when he served as public address announcer and member of the statistics crew for the Kansas City Steers in the old American Basketball League. His loyalty to Kansas City comes through with his statement: "The Steers didn't fail, the league failed the Steers."

He left the NAIA in April, 1969 to join the then Cincinnati Royals as executive vice president and general manager. He was elevated to the position of president and general manager in August of this year.

Married to the former Rae Smith of Washington, D.C. for 22 years, the Axelsons have three children: David, a senior at Miami (Ohio) University; Mark, a junior at Shawnee Mission East High School; and Linda, an eighth grader at Indian Hill Junior High.

KINGS ADMINISTRATIVE STAFF



LARRY STAVIRMAN, assistant general manager and promotions director, begins his fourth year of creating joy and happiness at Kings home games. Special nights, free prizes such as NBA basketball shoes or basketballs, and splendid half-time entertainment are the result of Larry's efforts.

Larry knows basketball, having starred at Thomas More (then Villa Madonna) before embarking on an impressive pro career with Chicago, Detroit, Baltimore and Cincinnati. He was an all-ABL forward for Kansas City in 1962.

After spending two years as assistant coach at Notre Dame and one and a half years as coach of the Indiana Pacers of the ABA, Larry was lured by old friend Joe Axelson to join the Kings front office team. In addition to providing plenty of pep

and fun for the fans, Larry doubles as scout when the need arises.

KINGS ADMINISTRATIVE STAFF



ELISE CHILDERS, business manager, is a veteran pro beginning her fourth year with the Royals. She joined the Cincinnati crew after six years as office manager and comptroller of the N.A.I.A. and two years with the K. C. Steers where she gained invaluable insight into every commercial avenue of sports management.

Elise makes the complicated payrolls, airplane and hotel schedules, and other business affairs of the Kings look easy as she routinely applies a pleasant and knowledgeable disposition to her work.

An avid fan, Elise knows the workings of the NBA as well as anyone in the league. She came back to Kansas City when the Kings moved from Cincinnati, and is glad to be back.

RON OTTO, Sales Manager, begins his second year with the Kings, splitting time between advertising and group sales. Ron was a former high school teacher and coach. He and his wife Bettie, and their five children Jay, Angie, Amy, Matt and Leslie, now make their home in Kansas City.



AMBROSE H. LINDHORST Chairman of the Board



When the NBA Cincinnati Royals decided to relocate in Kansas City and Omaha as the Kings, the man who handled the complicated legal problems was an old hand at basketball legalisms — Ambrose H. (Bro) Lindhorst of Cincinnati.

Lindhorst, a partner in the law firm of Lindhorst and Dreidame, in Cincinnati has previously served as Chairman of the Board for the franchise (1963-68) and is a stockholder in the team.

When the team's directorate was revamped as the result of the franchise transfer, "Bro" was the logical selection of the stockholders to chair the three-city board of directors and to lend his years of experience toward easing the transition.

Following graduation from Xavier University, Lindhorst attended the University of Cincinnati and Chase College of Law. He has served as the Chairman of the Hamilton County Republican Executive Committee and one of the many directorships he holds is in the Cincinnati Gardens, where the Kings played for 15 years.

His first reactions to Kansas City and Omaha were 100% positive and the move was made. The Kings' Board of Directors have top leadership in Bro Lindhorst.

KINGS ADMINISTRATIVE STAFF

DOM VALENTINO begins his fourth year as the "Voice of the Kings" on both radio and television. A sixteen year veteran on the mike, Dom has handled the play-by-play of practically every professional sport including baseball, hockey, football and basketball and even has called the races at some of New England's major tracks.

After graduating from Boston University and spending three years as an Air Force pilot, Dom began his career in Longview, Texas. He makes his home in Kansas City, Missouri. Dom and his wife Judy have three sons — Tom, Dave and Jay.



BRUCE SLOAN, Director of Public Relations, is a graduate of the University of Kansas. He played three years of varsity basketball while at Kansas and two of these three years the Jayhawks journeyed to Madison Square Gardens National Invitational Tournament. Strangely enough, Kansas was defeated in one appearance by Boston College, who at the time was coached by the King's Bob Cousy.

Sloan then spent two years in the army and travelled throughout the world representing the United States as a member of the All-Army & Armed Forces Basketball Teams.

The Kansas City native has a degree in journalism and is in his first year with the Kings.



JOE "DOC" KEEFE, Trainer, is one of the veterans of the KC-Omaha Kings. Doc began his work with the club prior to the start of the 1967-68 season and has been keeping the gang healthy for five strenuous years.

Joe is a graduate of Cleveland's St. Ignatius High school and has degrees from Harvard University in Physical Therapy and Kent State U. in Health and Physical Education.

Doc carries quite an impressive record as well as an interesting variety of stories gathered over the years.

In 1944-45 he was trainer of athletics for the U.S. Coast Guard Training Station at Groton, Conn.; 1946, assistant trainer for the Cleveland Indians baseball club; 1947, trainer for Shaw High in Cleveland; 1948-55, head athletic trainer at Kent State U.

While at the University of Cincinnati, Joe worked with former Kings coach Ed Jucker, who served as the Bearcat's head basketball mentor in the early 1960's. Under Doc's belt are two national basketball championships, along with several Missouri Valley Conference basketball, football, baseball and track titles.

At present, along with his training duties with the Kings, 'Doc' works with the Cincinnati Bengals of the National Football Conference.



BOB COUSY

Coach of the Kansas City-Omaha Kings



Since joining the Kings four years ago, head coach Bob Cousy has steadily brought the club up to a highly competitive level. Much of his success has been due to getting back to the basics of basketball. These basics include ball handling, hustle, passing, rebounding and, of course, defense. Cousy was a master of the basics with the possible exceptions of rebounding and expects his players to master them also.

As a player his talents have made him a Holy Cross two-time all-American, an NBA standout for 13 seasons, the MVP in two all-Star games in 1954 and 1957, the leagues MVP in 1957, and the quarterback of the Boston Celtics team which won seven world championships. Cousy also holds the league record for most assists in a single game — 28.

Prior to joining the Kings, Bob enjoyed a successful college coaching career at Boston College. His teams compiled an impressive 117-34 record, including three trips to the National Invitational Tournament in New York's Madison Square Garden.

Cousy's rebuilding program should display some definite progress this season. After finishing 1971-72 with a strong second half, the Kings head man hopes to pick up that same pace in 1972-73.

DRAFF YOUNG

Assistant Coach and Head Scout



Draff is the first full-time assistant coach chief scout of the Kings. He arrived on the scene shortly after Bob Cousy took the reigns as head coach four years ago.

Prior to coming with the Kings, Draff conducted clinics and gave lectures throughout the East coast while working for Randolph Manufacturing Co.

A native of Washington, D.C., Draff won all-Metropolitan honors in high school. He and Jerry Chambers led Eastern High to the city public school title against current NBA star Dave Bing of Detroit. Following a college career at J. C. Smith University in Washington, D.C., Draff followed a college career at J.C. Smith University in Charlotte, North Carolina, where he majored in physical education. Draff spent the next four and one half years with Marcus Haynes and the Harlem Magicians.

Draff spends approximately 25 days a month on the road scouting college talent. His files contain reports on over 1000 players and the yearly college draft is Draff's No. 1 responsibility.

1972 - 1973

Kings Homes on the Road

ATLANTA	Marriott Motor Hotel	(404) 688-6500
BALTIMORE	Holiday Inn	(301) 685-3500
BOSTON	Sheraton Boston	(617) 236-2000
BUFFALO	Statler Hilton	(716) 856-1000
CHICAGO	Executive House	(312) 346-7100
CLEVELAND	Sheraton Inn — Downtown	(216) 432-1130
DETROIT	Hotel Pontchartrain	(313) 965-0200
HOUSTON	Hotel Ionesta	(713) 227-6461
LOS ANGELES	Sheraton Inn — Airport	(213) 645-4600
MILWAUKEE	Downtowner Motor Inn	(414) 273-2950
NEW YORK	Statler Hilton	(212) 726-5000
OAKLAND	Oakland Hilton Inn — Airport	(415) 562-5311
OMAHA	Omaha Hilton Inn	(402) 346-7600
PHILADELPHIA	Holiday Inn — Airport	(215) 521-2400
PHOENIX	Del Webb's Towne House	(602) 279-9811
PORTLAND	Holiday Inn	(503) 234-9881
SEATTLE	Washington Plaza Hotel	(206) 624-7400

The Fighting Kings



Birth Date: February 22, 1943

Height: 6'5"

Weight: 200

College: Indiana University

When Drafted: No. 2 by Detroit, 1965


Residence: Phoenix, Arizona

How Obtained: Traded with John Tresvant by Detroit to Cincinnati for Jim Fox and Happy Hairston, February 1, 1968

TOM VAN ARSDALE

Forward

Captain of the Kings . . . named to the all-Star team the past three seasons . . . possesses tremendous leadership quality and gives 100% effort while on the floor . . . can play guard or forward . . . excellent outside shooter and uses strength to compete inside . . . missed nine games last season due to nerve injury which occurred in a fall . . . second highest scorer for the Kings last season with 19.2 average . . . twin brother Dick is captain of the Phoenix Suns . . . Van Arsdale's are only "twin" brother act in professional sports . . . Tom was an academic all-American at Indiana and a Converse all-American selection . . . oldest King (4-1/2 seasons) in point of service.



Played in three all-Star games — 1970, 71, 72

Tom Van Arsdale

Regular Seasons

Season—Team	G	Min.	FGM-FGA	Pct.	FTM-FTA	Pct.	Reb.	Ast.	PF	Pts.	Avg.
65-66—Detroit	69	2041	934-2041	.374	209-290	.721	309	205	251	833	10.5
66-67—Detroit	79	2134	347-887	.391	272-347	.783	341	193	241	966	12.2
67-68—Det.-Cin	77	1514	211-545	.387	188-252	.746	225	155	202	610	7.9
68-69—Cincinnati	77	3059	537-1233	.444	398-533	.747	356	208	300	1492	19.4
69-70—Cincinnati	71	2544	620-1376	.451	492-451	.774	463	155	247	1621	22.8
70-71—Cincinnati	82	3146	749-1642	.456	377-523	.721	499	181	294	1875	22.9
71-72—Cincinnati	73	2598	550-1205	.456	299-396	.755	350	198	241	1399	19.2
	538	17036	3336-7722	.432	2224-2833	.785	2543	1295	1776	8796	16.0

The Fighting Kings

Birth Date: April 18, 1948

Height: 6'1"

Weight: 155

College: University of Texas at El Paso, 1970

When Drafted: No. 2 by Kings, 1970

Residence: Bronx, New York



NATE ARCHIBALD

Guard




Described by the press as the most exciting player in the NBA . . . all time leading scorer in school history at UTEP . . . Nate has been a starter since his rookie year, despite being thought too small for pro ball . . . a southpaw, he can penetrate any defense or pull up and hit the jumper . . . Bob Cousy says "Nate has excellent pure basketball instinct" . . . finished second in scoring last year behind Kareem Jabbar and third in assists behind veterans Jerry West and Len Wilkins . . . has tremendous body control . . . known as "Nate the Skate" . . . scored 55 points against Portland, one below season high set by Chet Walker . . . hit 23 free throws against Detroit which was high for year . . . third player in the Kings' history to score over 2,000 points.

Nate Archibald

Regular Season

Season—Team	G	Min.	FGM-FGA	Pct.	FTM-FTA	Pct.	Reb.	Ast.	PF	Pts.	Avg.
70-71 Cincinnati	82	2867	486-1095	.444	336-444	.757	242	450	218	1308	16.0
71-72—Cincinnati	76	3272	734-1511	.486	677-824	.822	222	701	198	2145	28.2
	158	6139	1220-2606	.468	1013-1269	.798	464	1151	416	3453	21.8

The Fighting Kings



Birth Date:
February 25, 1944
Height: 6'6"
Weight: 195
College: St. Joseph
(Phila.) 1960
When Drafted:
No. 1 by
Philadelphia, 1966

How Obtained:
Traded by Philadelphia
to Chicago for future
draft choice, 1970.
Traded with a future
draft choice by Chicago
to Kings for Charlie
Paulk, 1971
Residence: Kansas City,
Missouri

MATT GUOKAS

Guard

Obtained in off-season trade with Chicago . . . regarded as one of the smartest guards in the game . . . a pure shooter who handles the ball very well . . . sets up his teammates with quick passes and sharp moves . . . constantly keeps ball moving and totalled 17 assists against Seattle last season . . . excellent defensive player and often intimidates smaller guards with his 6-6 frame . . . in his seventh pro season Guokas is expected to put in many minutes for Coach Cousy . . . Scholastic all-American while at St. Joseph's . . . led his team to two Eastern Regional playoffs . . . Matt's father was a member of the 1946 championship Philadelphia Warriors.



Matt Guokas

Regular Season

Season—Team	G	Min.	FGM-FGA	Pct.	FTM-FTA	Pct.	Reb.	Asst.	PF	Pts.	Avg.
66-67—Phil.	69	808	79-203	.389	49-81	.605	83	105	82	207	3.0
67-68—Phil.	82	1612	190-393	.483	118-152	.776	185	191	172	498	6.1
68-69—Phil.	72	838	92-216	.426	54-81	.667	94	104	121	238	3.3
69-70—Phil.	80	1558	189-416	.454	106-149	.711	216	222	201	484	6.1
70-71—Phil.-Chic.	79	2213	206-418	.493	101-138	.732	158	342	189	513	6.5
71-72—Cincinnati	61	1975	191-385	.496	64-83	.771	142	321	150	446	7.3
	443	9004	647-2031	.466	492-684	.719	878	1285	915	2386	5.3

Playoffs

66-67—Phil.	15	252	26-64	.406	13-17	.765	30	23	33	65	4.3
67-68—Phil.	13	327	30-79	.380	20-27	.741	43	30	39	80	6.2
68-69—Phil.	5	100	11-27	.407	4-5	.800	12	8	12	26	5.2
69-70—Phil.	2	23	6-8	.750	1-1	1.000	3	1	1	13	6.5
70-71—Chicago	6	83	8-14	.571	4-5	.800	8	12	8	20	3.3
	41	785	192-81	.422	55-42	.764	96	74	93	204	5.0



The Fighting Kings

Birth Date: March 28, 1948
 Height: 6'10"
 Weight: 235
 College: New Mexico State
 When Drafted: First round
 by Kings, 1970
 Residence: Kansas City,
 Missouri



SAM LACEY

Center

Known as "Slammin' Sam" because of shot blocking ability . . . rewrote New Mexico State's record book on rebounding . . . rejected 12 shots in college against archrival New Mexico Military Academy . . . excellent shooter from outside for big man . . . goes hard to board and has quick release on outlet pass . . . in third year with Kings . . . much of the Kings' success will depend on Sam having a fine season . . . averaged 14 rebounds per game after all-Star break . . . pulled down 968 rebounds in 1971-72 . . . injured knee late in exhibition season.



Sam Lacey

Regular Season

Season—Team	G	Min.	FGM-FGA	Pct.	FTM-FTA	Pct.	Reb.	Ast.	PF	Pts. Avg.
70-71—Cincinnati	81	2648	467-1117	.418	156-227	.687	913	117	270	1090 13.5
71-72—Cincinnati	81	2832	410-972	.442	119-169	.704	968	173	284	939 11.6
	162	5480	877-2089	.419	275-396	.694	1881	290	554	2029 12.6

The Fighting Kings



Birth Date: December 8, 1933
Height: 6'6"
Weight: 210
College: Michigan State 1959
When Drafted: First round by New York, 1959
How Obtained: Traded by New York with Jim Barnes, John Egan & cash to Baltimore for Walt Bellamy, 1965. Selected from Baltimore by San Diego in expansion draft, 1967, traded by San Diego to


Philadelphia for draft choice and cash, 1968. Acquired by Kings as free agent, 1969

Residence: New York, New York

JOHNNY GREEN

Forward

Oldest veteran on Kings' squad . . . beginning his 14th NBA season and still going strong . . . voted MVP in recent Maurice Stokes Memorial game played in New York . . . a great leaper who can out jump taller forwards . . . known as 'Jumpin' Johnny Green . . . in 1972 passed a career total of over 11,000 points, only 36 players are in that category . . . shot 56% from the field last season and grabbed 560 rebounds . . . played in four all-Star games . . . ranks third in total games played behind Dolph Shayes and Hal Greer . . . regarded by Coach Cousy as a team leader and inspirational player.



Played in four all-Star games — 1962, 63, 65 & 70

Johnny Green

Regular Season

Season—Team	G	Min.	FGA-FGM	Pct.	FTA-FTM	Pct.	Reb.	Ast.	PF	Pts.	Avg.
59-60—New York	69	1232	468-209	.447	155-63	.406	539	52	195	481	7.0
60-61—New York	78	1784	758-326	.430	278-145	.522	818	97	194	797	10.2
61-62—New York	80	2797	1184-514	.434	423-257	.608	1061	202	260	1285	16.1
62-63—New York	80	2503	1261-582	.462	439-280	.638	964	152	245	1444	18.1
63-64—New York	80	2134	1026-482	.470	392-195	.497	799	157	246	1159	14.5
64-65—New York	78	1720	737-346	.469	301-165	.548	545	129	194	857	11.0
65-66—N.Y. Balt.	79	1645	668-358	.536	388-202	.521	645	107	183	918	11.6
66-67—Baltimore	61	948	437-203	.465	207-96	.464	394	57	139	502	8.2
67-68—S.D. Phil	77	1440	676-310	.459	295-139	.471	545	80	163	759	9.9
68-69—Phil	74	795	282-146	.518	125-57	.456	330	47	110	349	4.7
69-70—Cincinnati	78	2278	860-481	.559	429-254	.592	841	112	268	1216	15.6
70-71—Cincinnati	75	2147	855-502	.587	402-248	.617	656	89	233	1252	16.7
71-72—Cincinnati	82	1914	331-582	.569	250-141	.564	560	120	238	803	9.8
	991	23337	4790-9794	.489	2242-4084	.548	2661	1401	2668	11822	11.9

Playoffs

65-66—Baltimore	3	96	34-20	.588	8-1	.125	27	4	9	41	13.7
67-68 Phil	12	219	65-38	.585	43-20	.465	66	8	19	96	8.0
68-69 Phil	5	44	16-9	.563	9-5	.556	14	1	12	23	4.6
	20	359	115-67	.583	60-26	.433	107	13	40	160	8.0

The Fighting Kings

Birth Date: July 15, 1939

Height: 6'5"

Weight: 215

College: Marquette, 1961

When Drafted: Second round by Chicago, 1961. Traded by Baltimore in 1964 to Detroit, selected from Detroit by Chicago Bulls in expansion draft, 1966, selected from Chicago by San Diego in expansion draft, 1967. Sold by San Diego to Seattle, 1970. Traded to Kings for Jim Fox, 1972

Residence: Kansas City, Missouri



DON KOJIS

Forward

Obtained in off-season trade with Seattle . . . nine year veteran who wants to play basketball as long as possible . . . twice selected to NBA all-Star team . . . expected to add experience and consistency to young Kings . . . good speed and works at defense . . . played two seasons with Phillips Oilers in AAU competition before turning pro . . . known as tough competitor.

Played in two all-Star games — 1968 & 1969

Don Kojis


Regular Season

Season—Team	G.	Min.	FGA-FGM	Pct.	FTA-FTM	Pct.	Reb.	Ast.	PF	Pts.	Avg.
63-64—Baltimore	78	1148	484-203	.419	146-82	562	309	57	123	488	6.3
64-65—Detroit	65	836	416-180	.433	98-62	633	243	63	115	422	6.5
65-66—Detroit	60	783	439-182	.415	141-76	539	260	42	94	440	7.3
66-67—Chicago	78	1655	773-329	.426	222-134	604	479	70	204	792	10.2
67-68—San Diego	69	2548	1189-530	.446	413-300	726	710	176	259	1360	19.7
68-69—San Diego	81	3130	1582-687	.434	596-446	748	776	214	303	1820	22.5
69-70—San Diego	56	1578	756-338	.447	241-181	751	388	78	135	857	15.3
70-71—Seattle	79	2143	1018-454	.446	320-249	778	435	130	220	1157	14.6
70-71—Seattle	73	1857	322-687	.469	188-237	793	335	82	168	832	11.4
	639	15678	3225-7344	.439	1718-2414	711	3935	912	1621	8168	12.7

Playoffs

66-67 Chicago	3	104	48-23	.479	8-5	625	30	4	10	51	17.0
68-69 San Diego	6	232	109-48	.440	31-25	806	51	21	22	121	20.2
	9	336	157-71	.452	39-30	769	81	25	32	172	19.1

The Fighting Kings



Birth Date: December 16, 1949

Height: 6'3"

Weight: 195

College: Auburn

When Drafted: Second round
by Kings, 1971

Residence: Kansas City, Mo.

JOHN MENGELT

Guard

Holder all-Auburn scoring records including 24.8 three-year scoring average . . . Southeast Conference leading scorer in 1971 . . . led nation in free throw percentage with 81.2 his senior year . . . marketing major and member of Academic all-American team . . . makes things happen when on the floor . . . hard-nosed player who dives for balls . . . physical on defense . . . aggressive and good ball handler as well as passer . . . recently married.



John Mengelt

Regular Season

Season—Team	G	Min.	FGM-FGA	Pct.	FTM-FTA	Pct.	Reb.	Ast.	PF	Pts.	Avg.
70-71—Cincinnati	78	1438	287-605	.474	208-252	.825	148	146	163	782	10.0

The Fighting Kings



Birth Date: December 2, 1948

Height: 6'7"

Weight: 190

College: LaSalle, 1971

When Drafted: First round by
Kings, 1971

Residence: Kansas City, Mo.



KEN DURRETT

Forward



Picked No. 1 by the Kings in 1971 . . . considered the best offensive forward in the game while at LaSalle . . . second greatest scorer in LaSalle History and two time all-American . . . averaged 23.6 in three seasons, second only to Tom Gola, his coach for two years . . . good outside shooter who can also move inside . . . a strong rebounder who likes to fill the lane on a fast break . . . suffered a torn cartilage in the knee the latter part of his rookie year . . . Kings would benefit from a healthy Durrett in scoring and rebounding.

Ken Durrett

Season—Team	G	Min.	Regular Season				Pct.	Reb.	Ast.	PF	Pts.	Avg.
			FGM-FGA	Pct.	FTM-FTA	Pct.						
70-71—Cincinnati	19	233	31-79	39.2	21-28	.750	39	14	41	83	4.4	

The Fighting Kings



Birth Date: June 2, 1950
Height: 6'5"
Weight: 215
College: Utah State, 1971
When Drafted: Supplemental
 draft by Kings, 1971
Residence: Kansas City, Mo.



NATE WILLIAMS

Forward

Picked in the Kings supplemental draft as a hardship case his junior year at Utah State . . . played in all but one regular season game . . . has great leaping ability which enables him to battle the bigger forwards . . . very strong and quick in addition to having great speed . . . all-American at McClymonds high school in Oakland, California . . . Street & Smith pre-season all-American while a junior at Utah State . . . became No. 3 scorer for sophomores in school history . . . all NCAA Regional selection in 1969-70 as Utah State lost to UCLA . . . Physical Education major . . . was healthy for entire season and is known as an "iron man" . . . set freshman rebounding mark of 15.9.



Nate Williams

Regular Season

Season—Team	G	Min.	FGM-FGA	Pct.	FTM-FTA	Pct.	Reb.	Asst.	PF-Dis	Pts.	Avg.
70-71--Cincinnati	81	2173	418-968	.432	127-172	.738	372	174	300-11	963	11.9

The Fighting Kings



Birth Date: March 28, 1948
Height: 6'9"
Weight: 230
College: University of San Francisco
When Drafted: Second round by Seattle, 1970
How Obtained: Traded to Kings with Don Kojis for Jim Fox and future consideration
Residence: Kansas City, Mo.



PETE CROSS

Center

Obtained in off-season trade with Seattle . . . in third year of NBA play . . . excellent defensive rebounder as well as quick and aggressive . . . grabbed 949 rebounds as a rookie . . . averaged 20 rebounds per 48 minutes since coming into league . . . No. 3 rebounder in the nation while a senior at USF . . . two time all-West Coach Athletic Conference selection . . . expected to strengthen the Kings overall rebounding at center or forward . . . very strong and a tough competitor.

Pete Cross

Regular Season

Season—Team	G	Min.	FGM-FGA	Pct.	FTM-FTA	Pct.	Reb.	Ast.	PF	Pts.	Avg.
70-71—Cincinnati	74	1424	152-355	.428	103-140	.736	509	63	135	407	5.5
	153	3618	397-909	.436	243-343	.708	1458	176	347	1037	6.7

The Fighting Kings



Birth Date: September 7, 1942

Height: 6'8"

Weight: 242

College: Connecticut, 1961

How Acquired: From
Milwaukee for draft choice
and cash, October 9, 1972

TOBY KIMBALL

Center-Forward

Acquired from the Milwaukee Bucks, Toby Kimball is a six-year veteran of the N.B.A. He played with the Rockets, then homeported in San Diego, for four seasons after playing his first pro year with the Boston Celtics. A third-round draft choice of Boston in 1965, Toby led the nation's college rebounders as a senior at the University of Connecticut with a 21-per-game average. After graduation he coached and played for a year in Italy for the Ignis Company of Milan before returning to Boston. He had his best year at San Deigo in 1967-68 after the Rockets acquired him in the expansion draft. That year he led the Rockets in rebounding with 11.7 per game and also scored 11 points a game. Originally a center, for the past four seasons he has been used mainly as a forward. Kimball and his wife, Helen, also a Connecticut graduate, are the parents of a five-year old son, Timothy.




Toby Kimball

		Regular Season													
Sea	Team	G	Min.	FGA	FGM	Pct.	FTA	FTM	Pct.	Reb.	Ass.	PF	Disq.	Pts.	Avg.
66-67	Boston	38	222	97	35	.361	40	27	.675	146	13	42	0	97	2.6
67-68	San Diego	81	2519	894	354	.396	306	181	.592	947	147	273	3	880	11.0
68-69	San Diego	76	1680	537	239	.445	250	117	.468	669	90	216	6	595	7.8
69-70	San Diego	77	1622	568	218	.429	185	107	.578	621	95	187	1	543	7.1
70-71	San Diego	80	1400	287	111	.387	108	51	.472	406	62	128	1	273	3.4
71-72	Milwaukee	74	971	229	107	.467	81	44	.543	312	60	137	0	258	3.5
Totals		426	8114	2552	1064	.417	970	527	.543	3101	467	983	11	2655	6.2



Kings Rookies

Birth Date: June 7, 1951
Height: 6'10"
Weight: 230
College: Eau Claire State (Wisc.)
When Drafted: Second round
Residence: Racine, Wisconsin



MIKE RATLIFF

Forward

Kings No. 2 pick selected in second round . . . played extremely well in NAIA tournament in Kansas City . . . very mobile for 6'10" and has good speed . . . effective shooting range 20 feet . . . strong rebounder who can play forward or center . . . averaged 22.4 points during senior year . . . hit 51% from field.

FIRST YEAR AS A PRO

Birth Date: November 11, 1950
Height: 6'8"
Weight: 200
College: Southern California
When Drafted: Third round
Residence: Los Angeles, Calif.



RON RILEY

Forward

Has good speed, goes to the board, very aggressive . . . second behind Bill Walton in rebounding in Pacific 8 Conference . . . holds all-time Southern California career rebounding record . . . named MVP in Sun Bowl Carnival and Trojan Classic tournaments last season . . . averaged 14.2 rebounds and 17.4 points . . . high rebounds were 25 against Washington State . . . 30 points against Cincinnati . . . native of Los Angeles.

FIRST YEAR AS A PRO

HOW THEY CAME TO THE NBA

FIRST ROUND DRAFT CHOICES

SAM LACEY	Kansas City-Omaha	— 1970
JOHNNY GREEN	New York	— 1959
MATT GUOKAS	Philadelphia	— 1966
KEN DURRETT	Kansas City-Omaha	— 1971
NATE WILLIAMS	Kansas City-Omaha	— 1971

SECOND ROUND DRAFT CHOICES

NATE ARCHIBALD	Kansas City-Omaha	— 1970
TOM VAN ARSDALE	Detroit	— 1965
JOHN MENGELT	Kansas City-Omaha	— 1971
PETE CROSS	Seattle	— 1970
DON KOJIS	Baltimore	— 1961
MIKE RATLIFF	Kansas City-Omaha	— 1972

THIRD ROUND DRAFT CHOICES

RON RILEY	Kansas City-Omaha	— 1972
TOBY KIMBALL	Boston	— 1965

Kings' 1972 Regular Draft Picks

1. No selection due to 1971 hardship draft pick, Nate Williams
2. Mike Ratliff 6'10" 230 Eau Claire (Wisc.) State
3. Sam Sibert 6'7 " 215 Kentucky State
3. Ron Riley 6'8 " 200 Southern California
4. Frank Schade 6'1 " 170 Eau Claire (Wisc.) State
5. Dave Bustion 6'7 " 220 Denver
6. Jerry Crocker 6'3 " 195 Guilford (N.C.) State
7. Mike Sneed 6'6 " 215 Fayetteville (N.C.) State
8. Jerry Clack 6'3 " 190 Oklahoma State
9. Steve McMahon 6'5 " 210 Merrimack (Mass.)
10. David Hall 6'7 " 220 Kansas State

1971-72 KINGS SEASON HIGHS

KINGS	MIN	FGM	FGA	FTM	FTA	REBS	ASTS	PTS
Archibald	53	20	35	23	24	7	18	55
Durrett	25	6	11	5	6	10	3	13
Fox	48	14	22	11	14	19	3	33
Green	41	11	18	7	12	17	6	28
Guokas	48	9	13	6	7	6	14	21
Lacey	53	10	26	7	11	24	6	23
McGregor	33	1	12	6	8	12	2	15
Mengelt	48	14	22	9	11	7	9	32
Taylor	38	6	14	3	5	5	5	14
Van Arsdale	48	19	31	14	20	13	10	44
Williams	48	13	22	9	12	11	10	33

1971-72 KINGS CAREER HIGHS BY CATEGORY

KINGS	FGM	FGA	FTM	FTA	REBS	ASTS	PTS
Archibald	20	35	23	24	9	18	55
Durrett	6	11	5	6	10	3	15
Fox	15	23	12	14	23	9	39
Green	17	30	13	16	23	6	39
Guokas	9	13	7	8	9	14	22
Lacey	13	27	9	13	25	6	28
McGregor	7	12	6	8	12	2	15
Mengelt	14	22	9	11	7	9	32
Van Arsdale	19	32	14	20	14	10	44
Williams	13	22	9	12	11	10	33
Taylor	9	17	6	7	6	4	21

1971-72 FINAL STATISTICS

Player	G	Min.	FGM-FGA	Pct.	FTM-FTA	Pct.	Reb.	Ast.	PF-Dis	Pts.	Avg.
Archibald	76	3272	734-1511	.486	677-824	.822	222	701	198-3	2145	28.2
Van Arsdale	73	2598	550-1205	.456	299-396	.755	350	198	241-1	1399	19.2
Williams	81	2173	418-968	.432	127-172	.738	372	174	300-11	963	11.9
Lacey	81	2832	410-972	.422	199-169	.704	968	173	284-6	939	11.6
Fox (TOTAL)	81	2180	354-788	.449	227-297	.74	713	86	257-8	935	11.5
Fox (ROYAL)	71	2047	334-735	.454	207-269	.770	659	80	236-8	875	12.3
Mengelt	78	1438	287-605	.474	208-252	.825	148	146	163-0	782	10.0
Green	82	1914	331-582	.569	141-250	.564	560	120	238-5	803	9.8
Guokas	61	1975	191-385	.496	64-83	.771	142	321	150-0	446	7.3
Durrett	19	233	31-79	.392	21-28	.750	39	14	41-0	83	4.4
McGregor	42	532	66-182	.363	39-56	.696	148	18	120-4	171	4.1
Taylor (TOT)	34	283	36-117	.308	15-32	.469	54	18	40-0	87	2.6
Taylor (ROY)	21	214	30-90	.333	11-19	.579	37	11	32-0	71	3.4
TOTALS	82	19260	3444-7496	.459	1948-2578	.756	3754	2020	2079-40	8836	107.8
OPPONENTS	82	19260	3537-7588	.466	2093-2829	.740	4228	2028	1971-36	9167	111.8

KANSAS CITY-OMAHA KINGS 1971-72 RESULTS

Date	Score	Team	Record	Crowd	Place	High Scorer	Pts.
10. November	6	110 Phoenix	95	W(3-6)	3076 Cinti.	Van Arsdale	27
11. November	8	109 Boston-Omaha	120	L(3-7)	6035 Omaha	Williams	26
12. November	10	99 New York	85	W(4-7)	3483 Cinti.	Archibald	22
13. November	13	110 Warriors	101	W(5-7)	4058 Cinti.	Green	22
14. November	16	98 Buffalo	102	L(5-8)	4507 Buffalo	Ums	27
15. November	17	103 Baltimore	113	L(5-9)	2204 Cinti.	Archibald	25
16. November	19	110 Boston	106	W(6-9)	9415 Boston	Archibald	26
17. November	23	110 New York	125	L(6-10)	18778 New York	Archibald	24
18. November	24	114 Portland	112	W(7-10)	2621 Cinti.	Archibald	33
19. November	26	114 Cleveland	128	L(7-11)	6291 Cleveland	Fox	33
20. November	27	81 Milwaukee	114	L(7-12)	8858 Cinti.	Archibald	25
21. November	30	118 Baltimore	103	W(8-12)	2379 Baltimore	Williams	29
22. December	1	101 Chicago	109	L(8-13)	2207 Chicago	Archibald	42
23. December	3	82 Milwaukee	120	L(8-14)	9169 Milwaukee	Archibald	25
24. December	4	98 Seattle	100	L(8-15)	2643 Cinti.	Archibald	27
25. December	7	91 Buffalo	115	L(8-16)	4619 Buffalo	Archibald	21
26. December	8	109 Philadelphia	115	L(8-17)	1827 Cincinnati	Archibald	26
27. December	10	113 Philadelphia	106	W(9-17)	8252 Philadelphia	Fox	27
28. December	11	103 Cleveland	95	W(10-17)	2196 Cincinnati	Archibald	26
29. December	15	108 Phoenix	127	L(10-19)	2038 Cincinnati	Mengelt	23
30. December	16	101 Detroit	107	L(10-20)	1931 Detroit	Van Arsdale	23
31. December	18	116 Houston	126	L(10-21)	1722 Cincinnati	Van Arsdale	35
32. December	19	99 Atlanta	101	L(10-22)	7192 Atlanta	Van Arsdale	23
33. December	22	103 Atlanta	106	L(10-23)	3059 Cincinnati	Archibald	40
34. December	25	94 Boston	99	L(10-24)	3321 Cincinnati	Archibald	24
35. December	28	87 Baltimore	119	L(10-25)	4502 Baltimore	Archibald	19
36. December	29	102 Warriors	107	L(10-26)	8543 Cincinnati	Van Arsdale	22
37. January	1	4 New York	104	L(10-27)	18865 New York	Archibald	31
38. January	5	106 Milwaukee	115	L(10-28)	4007 Cincinnati	Lacey	23
39. January	7	132 Detroit	151	L(10-29)	3548 Detroit	Archibald	41
40. January	8	87 Buffalo	97	L(10-30)	2459 Cincinnati	Archibald	31
41. January	9	104 Chicago	108	L(10-31)	5845 Chicago	Archibald	26
42. January	11	109 Buffalo	107	W(11-31)	5866 Buffalo	Archibald	29
43. January	12	108 Los Angeles	107	W(12-31)	5231 Cincinnati	Van Arsdale	31
44. January	14	126 Atlanta	102	W(13-31)	3908 Cincinnati	Archibald	43
45. January	16	128 Cleveland-LasC	108	W(14-31)	3980 Las Cruces	Archibald	41
46. January	18	E. 112 All-Star-L.A.	W. 110		17400 Los Angeles		
47. January	20	87 Houston	104	L(14-32)	3057 Cincinnati	Archibald	27
48. January	22	113 Cleveland	96	W(15-32)	2597 Cincinnati	Archibald	36
49. January	23	101 Baltimore	132	L(15-33)	2779 Baltimore	Archibald	28
50. January	26	102 Philadelphia	113	L(15-34)	4320 Philadelphia	Archibald	42
51. January	28	124 Baltimore	132	L(15-35)	3792 Cincinnati	Archibald	30
52. January	29	120 Cleveland	118	W(16-35)	4222 Cleveland	Archibald	36
53. February	7	116 New York	105	W(17-35)	3666 Cincinnati	Archibald	49
54. February	4	109 Boston	122	L(17-36)	7608 Boston	Van Arsdale	32
55. February	5	133 Detroit	132	W(18-36)	2999 Cincinnati	Archibald	45
56. February	6	94 Chicago	119	L(18-37)	15130 Chicago	Archibald	24
57. February	8	100 Portland	104	L(18-38)	8334 Portland	Archibald	25
58. February	10	96 Seattle	118	L(18-39)	7523 Seattle	Van Arsdale	22
59. February	12	95 Phoenix	117	L(18-40)	10766 Phoenix	Van Arsdale	27
60. February	13	111 Houston	112	L(18-41)	2933 Houston	Van Arsdale	44
61. February	15	118 Los Angeles	125	L(18-42)	15161 Los Angeles	Archibald	30
62. February	17	97 Milwaukee	111	L(18-43)	4480 Cincinnati	Archibald	30
63. February	18	107 Cleveland	113	L(18-44)	8623 Cleveland	Archibald	31
64. February	19	117 Cleveland	92	W(19-44)	2730 Cincinnati	Williams	33
65. February	20	101 Atlanta	92	W(20-44)	6067 Atlanta	Van Arsdale	31
66. February	23	110 Portland	106	W(21-44)	2327 Cincinnati	Archibald	55
67. February	24	108 Buffalo-Dayton	97	W(22-44)	2422 Dayton	Archibald	32
68. February	25	88 Los Angeles	109	L(22-45)	17036 Los Angeles	Mengelt	32
69. February	26	106 Seattle	122	L(22-46)	13089 Seattle	Archibald	29
70. February	29	120 Warriors-Oakland	128	L(22-47)	5670 Oakland	Archibald	38
71. March	1	96 Houston-El Paso	108	L(22-48)	8546 El Paso	Archibald	32
72. March	5	125 Boston	114	W(23-48)	5630 Boston	Arch./Van Arsdale	39
73. March	8	122 Phoenix	105	W(24-48)	2387 Cincinnati	Archibald	35
74. March	10	104 Chicago	100	W(25-48)	8487 Cincinnati	Archibald	34
75. March	12	117 Warriors	106	W(26-48)	2416 Cincinnati	Archibald	46
76. March	15	126 Los Angeles	126	L(26-49)	5516 Cincinnati	Archibald	33
77. March	18	106 Atlanta	115	L(26-50)	6831 Atlanta	Archibald	38
78. March	19	136 Buffalo	105	W(27-50)	3120 Cincinnati	Archibald	45
79. March	21	117 Detroit	121	L(27-51)	3035 Detroit	Archibald	37
80. March	22	135 Detroit	130	W(28-51)	3459 Cincinnati	Archibald	46
81. March	24	132 Baltimore	114	W(29-51)	4022 Cincinnati	Archibald	38
82. March	25	95 Milwaukee	119	L(29-52)	10746 Milwaukee	Archibald	22
83. March	26	135 Cleveland	122	W(30-52)	10289 Cleveland	Archibald	45

KINGS' RECORDS

GAME RECORDS

- Most Points** — 59 by Jack Twyman vs. Minneapolis, Jan. 15, 1960 at Cincinnati
- Most Field Goal Attempts** — 47 by Jack Twyman vs. St. Louis, Feb. 28, 1959 at Cincinnati*
- Most Field Goals Made** — 22 by Jack Twyman vs. St. Louis, Feb. 28, 1959 at Cincinnati*
- Most Free Throw Attempts** — 26 by Oscar Robertson vs. Baltimore, Dec. 27, 1964 at Baltimore
- Most Free Throws Made** — 23 by Nate Archibald vs. Detroit, Feb. 5, 1972
- Best Free Throw Percentage** — 1.000 by Oscar Robertson 18 of 18 vs. St. Louis, Jan. 30, 1962 at St. Louis
- Most Rebounds** — 40 by Jerry Lucas vs. Philadelphia, Feb. 29, 1964 at Philadelphia
- Most Assists** — 22 (two times) by Oscar Robertson vs. Syracuse, Oct. 29, 1961 at Cincinnati; vs. New York, Mar. 5, 1966 at Cincinnati

SEASON RECORDS

- Minutes Played** — 3,619 by Jerry Lucas, 1967-68
- Field Goal Attempts** — 2,063 by Jack Twyman, 1959-60
- Field Goals Made** — 870 by Jack Twyman, 1959-60
- Field Goal Percentage** — 587 by Johnny Green, 1970-71
- Free Throw Attempts** — 938 by Oscar Robertson, 1963-64
- Free Throws Made** — 800 by Oscar Robertson, 1963-64
- Free Throw Percentage** — .903 by Adrian Smith, 1966-67 (Led League)
- Rebounds** — 1,688 by Jerry Lucas, 1965-66
- Assists** — 899 by Oscar Robertson, 1961-62 (NBA Record)
- Personal Fouls** — 329 by Norm Van Lier, 1969-70
- Total Points** — 2,480 by Oscar Robertson, 1963-64
- Scoring Average** — 31.4 by Oscar Robertson, 1963-64

CONSECUTIVE RECORDS

- Most Free Throws** — 41 by Oscar Robertson, Dec. 21, 1963 to Jan. 2, 1964 (5 games)
- Most Free Throws, Single Game** — 23 by Nate Archibald, Royals vs. Detroit, Feb. 5, 1972
- Games Played** — 609 by Jack Twyman

TEAM SCORING MARKS

- Most Royals Points One Game** — 165 vs. San Diego, Mar. 2, 1970 at Cincinnati
- Most Opponents Points** — 151 (three times) vs. Baltimore, Mar. 3, 1965 at Baltimore; vs. St. Louis, Feb. 26, 1961 at Cincinnati; vs. Boston, Nov. 11, 1969 at Boston
- Least Royals Points** — 69 vs. Detroit (101-69), Jan. 10, 1959 at Cincinnati
- Least Opponents Points** — 75 by Detroit (92-75), Nov. 19, 1957 at St. Louis
- Most Decisive Win** — 40 points (134-94 over New York), Dec. 10, 1961 at Cincinnati
- Most Decisive Loss** — 43 points (151-108 vs. Baltimore), Mar. 3, 1965 at Baltimore; 43 points (135-92 vs. New York), Feb. 6, 1970 at Cincinnati
- Longest Winning Streak** — 12 games (Jan. 30, 1964 to Feb. 17, 1964)
- Longest Losing Streak** — 14 games (Jan. 16, 1960 to Feb. 10, 1960)

Asterisk (*) indicates overtime period.

NBA OFFICE DIRECTORY

Two Pennsylvania Plaza, Suite 2360

New York, N. Y. 10001

Phone (212) 279-1535

Commissioner	Walter Kennedy
Assistant to the Commissioner	Simon P. Gourdine
Assistant to the Commissioner	Michael E. Burns
Consultant	Eddie Gottlieb
Supervisor of Officials	John P. Nucatola
Chief of Staff of Officials	Mendy Rudolph
Director of Public Relations	Nick Curran
Director of Security	John W. Joyce
Staff	Constance Maroselli, Gail Davey, Carol Harmon, Barbara Gentile, Regina McDonald

GOLD JACKET CLUB

Premier professional basketball fans in Greater Kansas City may be easily identified at the Kings games. Merely look about you for the men in the Gold Jackets.

When the decision was made to move the Kings' NBA franchise to the Heart of America, perhaps the primary reason was the existence of the Greater Kansas City Sports Commission, the group solely dedicated to the improvement and promotion of amateur and professional sports.

The group, headed by President Alex George, didn't fail. The Gold Jacket Club was formed. To be a member, sell 50 or more season tickets. At the start of the season, no less than 32 men qualified and earned their gold jacket. They include alphabetically: Dewey Alexander, John Antonello, Don Armacost, Harry Athan, Maurice Bluhm, Marvin Bordy, Dick Brockman, Sal Capra, Jim Cumpton, Dick Dexter, Ray Evans, Jerry Fisher, Stephen Fletcher, Bob Frazier, Alex George, Charles Hazley, Bob John, Nick Jouras, Marvin Litman, John McDermott, Lester Milgram, Cib Muckenthaler, Clark Page, Reggie Quick, Owen Richmond, Paul Rosenberg, Floyd Sageser, Syl Sher, Truman Sloan, Earl Smith, Morrie Talman and Pacey Wohlner.

A tip of the Kings' Crown to the Gold Jacket Club members!

KINGS' TELEVISION SCHEDULE

1972-73 Season

(All Starting Times are Central Time Zone)

KMBC Channel 9 — KANSAS CITY

OCTOBER

Wed. 11 Los Angeles at Omaha 7:35 p.m.
 Sat. 28 at Buffalo 7:00 p.m.

NOVEMBER

Wed. 1 New York at Omaha 7:35 p.m.
 Wed. 29 PORTLAND 7:35 p.m.

DECEMBER

Sat. 2 at Houston 8:00 p.m.
 Wed. 6 at Philadelphia 7:05 p.m.
 Wed. 20 Seattle at Omaha 7:35 p.m.

JANUARY

Sat. 6 Phoenix at Omaha 7:35 p.m.
 Fri. 12 at Milwaukee 8:00 p.m.
 Sat. 27 at Atlanta 7:00 p.m.

FEBRUARY

Thu. 1 Golden State at Omaha 7:35 p.m.
 Tue. 6 at Chicago 7:30 p.m.

MARCH

Thu. 8 Baltimore at Omaha 7:35 p.m.
 Fri. 16 at Cleveland 7:00 p.m.
 Sat. 24 at Detroit 6:35 p.m.

KETV Channel 7 — OMAHA

OCTOBER

Wed. 11 Los Angeles at Omaha 7:35 p.m.
 Sat. 28 at Buffalo 7:00 p.m.

NOVEMBER

Wed. 29 PORTLAND 7:35 p.m.

DECEMBER

Sat. 2 at Houston 8:00 p.m.
 Wed. 6 at Philadelphia 7:05 p.m.

JANUARY

Fri. 12 at Milwaukee 8:00 p.m.
 Sat. 27 at Atlanta 7:00 p.m.

FEBRUARY

Tue. 6 at Chicago 7:30 p.m.

MARCH

Fri. 16 at Cleveland 7:00 p.m.
 Sat. 24 at Detroit 6:35 p.m.

OFFICIAL 1972-73 NBA SCHEDULE

KANSAS CITY-OMAHA KINGS

(All Starting Times are Central Time Zone)

OCTOBER

- Wed. 11 **Los Angeles @ Omaha** 7:35 p.m.
Sat. 14 **DETROIT** 7:35 p.m.
Thu. 19 **BALTIMORE** 7:35 p.m.
Sat. 21 **ATLANTA** 7:35 p.m.
Tue. 24 **LOS ANGELES** 7:35 p.m.
Thu. 26 **MILWAUKEE** 7:35 p.m.
Sat. 28 at Buffalo 7:00 p.m.
Sun. 29 at Cleveland 6:30 p.m.
Tue. 31 at Chicago 7:30 p.m.

NOVEMBER

- Wed. 1 **New York @ Omaha** 7:30 p.m.
Fri. 3 at Philadelphia 7:05 p.m.
Sat. 4 at Boston 6:30 p.m.
Wed. 8 **Philadelphia @ Omaha** 7:35 p.m.
Fri. 10 at Seattle 10:00 p.m.
Sun. 12 at Portland 9:00 p.m.
Tue. 14 **Buffalo @ Omaha** 7:35 p.m.
Wed. 15 **SEATTLE** 7:35 p.m.
Fri. 17 **CLEVELAND** 7:35 p.m.
Sat. 18 **Houston @ Omaha** 7:35 p.m.
Tue. 21 **PHOENIX** 7:35 p.m.
Fri. 24 at Milwaukee 8:00 p.m.
Sat. 25 **GOLDEN STATE** 7:35 p.m.
Tue. 28 at Chicago 7:30 p.m.
Wed. 29 **PORTLAND** 7:35 p.m.

DECEMBER

- Fri. 1 **CHICAGO** 7:30 p.m.
Sat. 2 at Houston 8:00 p.m.
Tue. 5 at New York 6:30 p.m.
Wed. 6 at Philadelphia 7:05 p.m.
Fri. 8 at Detroit 6:35 p.m.
Sat. 9 at Baltimore 7:15 p.m.
Sun. 10 **ATLANTA** 7:35 p.m.
Tue. 12 **Cleveland @ Omaha** 7:35 p.m.
Fri. 15 **Detroit @ Omaha** 7:35 p.m.
Sun. 17 at Phoenix 8:00 p.m.
Mon. 18 **PORTLAND** 7:35 p.m.
Tue. 19 at Atlanta 7:00 p.m.
Wed. 20 **Seattle @ Omaha** 7:35 p.m.
Fri. 22 **BOSTON** 7:35 p.m.
Mon. 25 **MILWAUKEE** 7:35 p.m.
Tue. 26 at Chicago 7:30 p.m.
Fri. 29 at Los Angeles 10:00 p.m.
Sat. 30 at Golden State 10:05 p.m.

JANUARY

- Tue. 2 at Portland 10:00 p.m.
Wed. 3 at Seattle 10:00 p.m.
Fri. 5 **DETROIT** 7:35 p.m.
Sat. 6 **Phoenix @ Omaha** 7:35 p.m.
Tue. 9 **NEW YORK** 7:35 p.m.
Wed. 10 **Chicago @ Omaha** 7:35 p.m.
Thu. 11 **GOLDEN STATE** 7:35 p.m.
Fri. 12 at Milwaukee 8:00 p.m.
Mon. 15 **PHILADELPHIA** 7:35 p.m.
Tue. 16 **SEATTLE** 7:35 p.m.
Thu. 18 at Phoenix 9:00 p.m.
Sun. 21 at Los Angeles 9:00 p.m.
Tue. 23 All Star Game at Chicago 8:40 p.m.
Thu. 25 at Golden State 10:05 p.m.
Sat. 27 at Atlanta 7:00 p.m.

MARCH

- Fri. 2 at Golden State 10:05 p.m.
Thu. 8 **Baltimore @ Omaha** 7:35 p.m.
Sat. 10 at New York 7:00 p.m.
Tue. 13 at Baltimore 7:00 p.m.
Fri. 16 at Cleveland 7:00 p.m.
Sun. 18 at Boston 1:00 p.m.
Mon. 19 **Portland @ Omaha** 7:35 p.m.
Tue. 20 **BUFFALO** 7:35 p.m.
Wed. 21 **LOS ANGELES** 7:35 p.m.
Sat. 24 at Detroit 6:30 p.m.

FEBRUARY

- Thu. 1 **Golden State @ Omaha** 7:30 p.m.
Sat. 3 at Portland 10:00 p.m.
Sun. 4 at Seattle 9:00 p.m.
Tue. 6 at Chicago 7:35 p.m.
Wed. 7 **MILWAUKEE** 7:35 p.m.
Fri. 9 at Houston 8:00 p.m.
Sat. 10 **CHICAGO** 7:35 p.m.
Tue. 13 **HOUSTON** 7:35 p.m.
Wed. 14 **Boston @ Omaha** 7:30 p.m.
Sat. 17 at Milwaukee 1:00 p.m.
Sun. 18 at Detroit 1:05 p.m.
Tue. 20 at Buffalo 6:30 p.m.
Thu. 22 **Milwaukee @ Omaha** 7:35 p.m.
Sun. 25 **PHOENIX** 1:05 p.m.
Tue. 27 at Los Angeles 10:00 p.m.
Wed. 28 at Phoenix 9:00 p.m.