SACRAMENTO KINGS

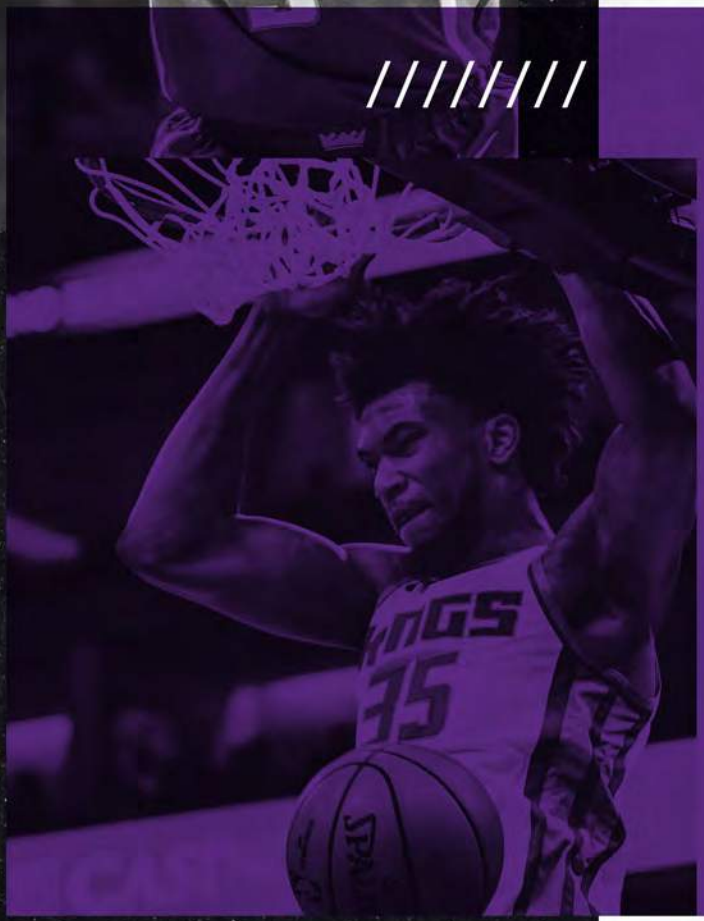

SACRAMENTO KINGS

2018-19 MEDIA GUIDE

FROM THE SPORTS LIBRARY OF
RETROSEASONS.com

More publications available at:

www.retroseasons.com/library/

All NBA and team insignia depicted in this publication are the property of NBA Properties, Inc. and the respective teams of the NBA and may not be reproduced for commercial purposes without the prior written consent of NBA Properties, Inc.

The information contained in this publication was compiled by (your team name) and is provided as a courtesy to our fans and the press and may be used only for personal or editorial purposes. Any commercial use of this information is prohibited without the prior written consent of (your team's name).

Copyright Notice

© 2018 Sacramento Kings

TABLE OF CONTENTS

Table of Contents 2-3
Media Information 4
In Memoriam 5
Staff Directory 6
Vivek Ranadivé 7
Ownership 8
Executives 9-12
Dave Joerger 13
Coaching Staff 14-17
Basketball Operations 18-22
Managment Team 23-25

PLAYERS
Marvin Bagley III 28
Nemanja Bjelica 29
Bogdan Bogdanovic 31
Willie Cauley-Stein 32
Yogi Ferrell 34
De'Aaron Fox 36
Wenyen Gabriel 38
Harry Giles III 39
Buddy Hield 40
Justin Jackson 42
Kosta Koufos 44
Skal Labissiere 48
Frank Mason III 50
Ben McLemore 51
Zach Randolph 53
Iman Shumpert 60
Training Camp Invitees 63
Pre-Season Roster 66

2018-19 SEASON REVIEW
Kings Final Statistics 68
Game-by-Game Results 69
Kings Game-By-Game Stats 70
Kings Season Bests 72
Kings Miscellaneous Stats 73
Kings/Opp. Highs & Lows 77
NBA Standings 82
Individual Leaders 83
Rookie Individual Leaders 84
NBA Team Rankings 85
NBA Team Statistics 86
NBA Attendance 91
NBA Highs & Lows 92
NBA Award Winners 93
2016 NBA Playoffs 95
2016 NBA Playoffs Leaders 96
2015 NBA Playoffs Team Stats 97

2018-19 RECORDS
Sac-Era Records 99

2018-19 SACRAMENTO KINGS MEDIA GUIDE
The 2018-2019 Sacramento Kings Media Guide was written, edited, and produced by Rahsaan Gethers and Michael Martinez.. Editorial assistance provided by Michael Martinez, Chris Clark. Photography by Rocky Widner, NBA Photos, Steve Yeater. Cover by Sara Molina. Statistical assistance provided by Chris Thorn of the Elias Sports Bureau. Graphics assistance provided by Sara Molina. Special thanks to the late Joe Cronin; the Les Harrison Estate; Fred Tedeschi; John Perin of Cincinnati, Ohio.

Franchise Records 106
Sundry Records 113
Franchise Career Leaders 114
Sac-Era Career Leaders 116
Top Single-Game Performances 118
Season-Best Performances 122
Stats Year-by-Year 124
Ranking Within League 125
Franchise Won-Lost Records 126
Record Month-by-Month 127
Sac-Era W-L Streaks 128
Coaching Records 129
Coaching Staff Year-by-Year 129
Home Attendance History 130
Home/Road Records 131
Season Openers 132
Sac-Era Rookie Records 132
Franchise Overtime Records 133
Nationally Televised Games 135

FRANCHISE HISTORY
History of Ownership 138
Nickname and Logo Transition 139
Yearly Reviews - Rochester 140
Yearly Transactions 241
Kings Retired Jerseys 265
First Game in Sac Era Box Score 267
All-Star Weekend 268
Kings Honors 270
First-Round Draft Choices 272
History of Kings Draft 273

ALL-TIME ROSTER
All-Time Numerical Roster 277

PLAYOFFS
Franchise Playoff History 280
Records 284
Statistics 287
1951 NBA Title 288

OPPONENTS
Opponents 290
NBA Division Alignment 348
NBA Key Dates 348
NBA Directory 349
G-League Directory 350
G-League 2017-18 Season 352
G-Leauge 2017-18 Leaders 353

COMMUNITY IMPACT
Community Impact 355
Oscar Robertson Triple-Double Award 357

MISCELLANEOUS
Preseason History 359
Golden 1 Center 360
Downtown Commons 360
Seating Chart 361

MEDIA
Kings Broadcasting 363

MEDIA INFORMATION

TO THE MEDIA: Welcome to the 33nd season of Kings basketball in Sacramento and to the brand new Golden 1 Center. The Kings media relations department will do everything possible to assist in your coverage of the club during the 2017-18 NBA season. If we can ever be of assistance, please do not hesitate to contact us. In an effort to continue to provide a professional working environment, we have established the following media guidelines.

CREDENTIALS: Single-game press credentials can be reserved by accredited media members via e-mail (credentials@kings.com) until 48 hours prior to the requested game (no exceptions).Media members covering the Kings on a regular basis will be issued season credentials, but are still required to reserve seating for all games via email at credentials@kings.com to the media relations office by the above mentioned deadline. Credentials will allow working media members entry into Golden 1 Center, while also providing reserved press seating, and access to both team locker rooms and the media press room. In all cases, credentials are non-transferable and any unauthorized use will subject the bearer to ejection from Golden 1 Center and forfeiture of the credential. **All single-game credentials may be picked-up two hours in advance of tip-off at the media check-in table, located near 7th and David J. Stern Walk at the Media entrance of Golden 1 Center.**

PRESS ROOM: The Kings press room is located on the Northeast side of Golden 1 Center on the event level and will be opened two hours prior to game time. Admittance/space is limited to working media members with credentials only. The press room will remain open throughout the game and until the last working media member has finished his/her game night duties. **The professional intent of the press room is to provide a meeting and working place for writers, reporters, broadcasters, and game personnel. Family members and guests will not be admitted in the press room. Any abuse of the press room and/or press privileges will result in forfeiture of your pass.** Television monitors, internet service, and work space will be provided in the press room.

LOCKER ROOMS: The Kings locker room is located on the South side of the Arena on the event level. The visitor's locker room is located on the North side of the Arena on the event level. In accordance with NBA policy, both locker rooms will be open for 30 minutes, ending 45 minutes before the game (i.e. 5:45 - 6:15 p.m. for a 7:00 game). Additionally, the locker room will be open 15 minutes after the game for access to players. Only those individuals with prominently displayed credentials will gain admittance into the locker rooms. Your cooperation and courtesy is asked in maintaining a proper working atmosphere for postgame interviews.

INTERVIEWS: As stated above, pregame interviews are allowed until 45 minutes prior to game time. Postgame interviews are conducted as follows: The Kings Head Coach (in the press conference room) and visiting team coach (near opposing locker room) will address media members approximately 10 minutes after the game, while the players will be made available in their respective locker rooms. Your cooperation and professional courtesy is asked in maintaining a proper working atmosphere for postgame interviews.

TELEVISION/RADIO: Television broadcast positions are located directly behind the scorers' table on the East sideline.

Radio broadcast positions are located at the top of the lower level in section 106. The Kings' media relations department will arrange statisticians for all radio and television broadcasters. If statisticians are needed, please contact the media relations department at least 72 hours prior to game time. Once arrangements are made for statisticians, the individual must be paid whether or not they are used. The media relations department will also arrange pregame, halftime, and postgame interviews according to NBA guidelines. Please make arrangements for those interviews as early as possible.

MEDIA SEATING: Reserved media seating has been designated on the scorers' table and in sections 104, 105 and 106. All seats are reserved and marked with place cards for each individual media member. Seating charts are posted at the media check-in desk and in the press room. Individuals are asked to sit in their pre-assigned seats. Electrical outlets are placed on press row for your convenience. Statistics and out of town scores will be distributed throughout the game.

PHOTOGRAPHERS: Limited designated spaces are available on each baseline for both still photographers and television camera persons. All other credentialed photographers can shoot from our secondary position in section 107. All photographers are required to pick up photo passes upon arrival at the media check-in desk before entering Golden 1 Center. Photographers without photo passes will not be allowed on the arena floor.

MEDIA PARKING: Media members are asked to park in the West Garage on L Street between 3rd and 4th.

SERVICES: A pregame media meal with beverages will be served in the press room. Game notes will be available in the press room before the start of the game. In addition, play-by-play sheets, halftime-quarter boxscores, and postgame quotes and notes will be available in the press room following the game. Box scores and play-by-play sheets will be delivered in a prompt manner to press row at the end of each quarter. If there is anything else that we can do to assist your coverage of the Kings this NBA season, please do not hesitate to ask.

Joelle Terry | Senior Vice President, Communications
Chris Clark | Director, Media Relations
Rahsaan Gethers | Media Relations Manager

IN MEMORIAM

GORDON "SCOTTY" STIRLING
July 6, 1929 – November 11, 2015

NEW YORK, Nov. 11, 2015 – The NBA is saddened to announce the passing of Gordon "Scotty" Stirling, a former NBA vice president of operations and a longtime NBA team executive and scout. Stirling died today in Sacramento, Calif., at age 86. "Scotty was a highly regarded league executive who dedicated more than 35 years of his life to our game," said NBA Commissioner Adam Silver. "He exuded passion for basketball and worked tirelessly in front-office roles with the Golden State Warriors, New York Knicks, Sacramento Kings, and the ABA's Oakland Oaks. Scotty also set a high standard as the NBA's vice president of operations. With his vast knowledge and keen eye for talent, he earned the respect of his peers and colleagues. We extend our deepest sympathies to Scotty's wife, Pam, and the Stirling family." Stirling spent 27 years with the Kings from 1987-2013, including 24 seasons as scouting director. During his tenure, Sacramento drafted three-time NBA All-Star Peja Stojakovic, Hedo Turkoglu, the NBA's first Turkish-born player, and 2009-10 NBA Rookie of the Year Tyreke Evans. Before joining the Kings, Stirling was the Knicks' general manager from 1986-87. He accepted the position with New York after serving as the NBA's vice president of basketball operations for three seasons and as the assistant to the Warriors' president from 1976-82. Stirling was also general manager of the 1968-69 ABA champion Oaks. Stirling transitioned to the NBA after a stint as general manager of professional football's Oakland Raiders, a team he had covered for the Oakland Tribune, and with whom he won the 1967 AFL title. His career in media also included a pioneering tenure as a sports-talk radio host in the Bay Area, and he is widely credited with helping to develop the concept of fantasy football. A U.S. Army veteran, Stirling earned a B.S. from the University of San Francisco and an M.A. in Sports Management from Adelphi University. In 2012, he was inducted into the El Cerrito High School Hall of Fame for his contributions to Bay Area sports. Stirling is survived by his wife, Pam; three sons, Gordon, Donald, a member of the Utah Jazz organization, and Kevin; a sister, Helen Boak, and a brother, Archie Stirling; six grandchildren; and three greatgrandchildren. He was preceded in death by a brother, John T. Stirling.

STAFF DIRECTORY

500 David J. Stern Walk, Sacramento, CA 95814 | Telephone Number: Front Office (888)-91-KINGS

Chairman: Vivek Ranadivé
Chief Operating Officer: Matina Kolokotronis

Kings General Manager: Vlade Divac
President, Business Operations: John Rinehart

EVP, Business Operations ..... Tom Hunt
Chief Technology Officer ..... Ryan Montoya
SVP, Communications ..... Joelle Terry
SVP and General Counsel ..... Jeff Dorso
SVP, Finance ..... Mike Whitehead
SVP, Human Resources ..... Stacy Wegzyn
SVP, Sales & Services ..... Phil Horn
General Manager, Golden 1 Center ..... Alex Rodrigo

BASKETBALL OPERATIONS

Assistant General Manager ..... Ken Catanella
Assistant General Manager ..... Brandon Williams
Assistant General Manager ..... Peja Stojakovic
VP, Strategy and Analytics ..... Luke Bornn
VP, Kings Academy and Professional Development.... Galen Duncan
Head Coach ..... Dave Joerger
Head Assistant Coach ..... Elston Turner
Assistant Coaches.... Bryan Gates, Jason March, Duane Ticknor
Bench Assistant Coach ..... Bob Thornton
Player Development Coach .... Larry Lewis, Bobby Jackson, Philip Ricci
Advance Scout/Assistant Coach ..... Dan Hartfield
Senior Director, Athlete Health and Performance ..... Teena Murray
Assistant Performance Coach ..... Michael Darmiento
Head of Prevention and Reconditioning ... Mike Roncarati
Performance Analyst ..... Jesse Green
Kings Head Athletic Trainer ..... Joe Resendez
Head Performance & Strength Coach ..... Ramsey Nijem
Manual Therapist & Assistant Athletic Trainer .. Aung Aye
Director, Amateur Scouting ..... Gene Cross
Director, Pro Scouting ..... Adam Filippi
Regional Scout ... Acie Law IV, Chris Alpert, Greg Stratton
International Scout ..... Pedja Drobnjak, Zarko Paspalj
Scouting Coordinator ..... Robbie Lemons
Director, Basketball Operations & Intelligence ..... Elizabeth Ramsey
Team Security Director ..... Shawn Rogers
Assistant Director, Team Security ..... Mark Blea
Head Video Coordinator ..... Colin Schneider
Video Coordinator ..... Jeff Newton
Basketball Equipment Manager ..... Dwayne Wilson
Assistant Equipment Manager ..... Miguel Lopez
Senior Manager, Team Travel and Logistics ..... Melanie Stocking
Player Development Coordinator ..... Akachi Okugo
Senior Manager, Basketball Administration Mark Toyoda
Sports Performance Chef ..... Brian Mizner
Director, Media Relations ..... Chris Clark
Manager of Media Relations ..... Rahsaan Gethers
Basketball Analyst(s) .....
Chris Pickard, Colin Montague, Matthew van Bommel

EXECUTIVE ASSISTANTS

Executive Special Assistant ..... Lynn Franklin
Executive Assistant to the President, Business Operations.... Mindy Herrera
Executive Assistant to the Kings General Manager ..... Penny Chatzis
Executive Assistant to the VP, Arena Operations ... Kimberly Bartolino
Executive Assistant, Real Estate ..... Mellissa Cleveland
Executive Assistant to the CTO & VP, Marketing ..... Karen Kennedy
Executive Assistant to TS&S ..... Kiersten Hubbell
Special Assistant to the Owner/CEO ..... JQ Quichocho

ARENA SERVICES

VP, Arena Operations ..... Aran Rush
Director, Arena Operations ..... David Sherrill
Director, Security ..... Kevin Curran
Senior Manager, Facility Maintenance ..... John DeGrace
Assistant Manager, Arena Operations... James Boschken
Security Coordinator ..... Sharon Benitez
Operations Senior Systems Administrator ..... Analise Langford
Shipping & Receiving Manager ..... Tracy Spiker
Shipping & Receiving Clerk ..... Michael Galvan

ARENA PROGRAMMING

Senior Director, Arena Programming ..... James Rasmussen
Senior Event Manager ..... Catie Thompson
Event Manager ..... Danielle DiMeglio
Special Events & VIP Manager ..... Kate Devine
Events Coordinator ..... Dana Stormes

EVENT SERVICES

Director, Guest Experience ..... Sam Sayad
Manager, Guest Services ..... Joby Ralston
Assistant Manager, Guest Services ..... Ashlee Anderson
Guest Services Assistant ..... Antoinette Clay
Lead Receptionist ..... Kimberly Kelley
Guest Information Specialist ..... Lanaia Lewis
Box Office Manager ..... Jozee Perrelli
Box Office Coordinator ..... Brandon Bell

SECURITY

Director, Security ..... Kevin Curran
Security Coordinator ..... Sharon Benitez

EVENT PRODUCTION

Senior Director, Event Productions ..... Annie Mosley
Event Manager ..... Stephanie Gish

HUMAN RESOURCES

Senior Director, Human Resources ..... Nancy Mahoney
Director, HR and Diversity & Inclusion ..... Kyle Ellington

FINANCE ADMINISTRATION

VP & Controller ..... Amee Lile-Schrock
Sr. Director, Finance ..... Gerri Guzman
Staff Attorney ..... Meryl Balalis
Sr. Accountant ..... Beena Mehta
Senior Financial Analyst ..... Zachary Tucker
Vault Manager ..... Khristine Androy
Reporting Manager ..... Andrew Mayo
Staff Accountant ..... Chris Guinasso
Payroll Manager ..... Alicia Givens
Payroll Administrator ..... Teri Taylor
Accounts Payable Manager ..... Courtney Estrada
Accounts Payable Specialist ..... Iesha Herrera

TICKET OPERATIONS

VP, Ticket Operations ..... Jeff Risley
Director, Ticket Operations ..... Christina Vasquez

STAFF DIRECTORY

STRATEGY, INNOVATION & TECHNOLOGY
VP, Technology Operations ..... Eric King
Senior Director, Interactive & Fan Experience ..... Scott Monaco
Director, Innovation & eSports ..... Ian Wheat
Innovation & eSports Coordinator ..... Jake Freiermuth
Manager, Technical Operations ..... Paul Schatz
System Administrator ..... Eric Tanaka
Network Infrastructure Administrator ..... Pat Nelson
Network Engineer ..... Noel Domine
Technology Support Specialist ..... Ryan Eckman

COMMUNICATIONS
Director, Public Relations ..... Kari Ida
Public Relations Coordinator ..... Emily Mann

DIGITAL
VP, Digital & Content ..... Andrew Nicholson
Director, Digital & Content ..... Jason Wise
Senior Developer, Digital ..... AJ Singh
Digital Managing Editor ..... Jordan Ramirez
Manager, G1C Social Media ..... Sydney Zuelke
Digital Managing Developer ..... Nikki Nicholson
Social Coordinator ..... Kyle Ramos, DJ Ramirez
Social Producer ..... Tracee Morgan

MARKETING
Senior Director, Marketing ..... Ryan Spillers
Director, Arena Marketing ..... Kim Allen
Director, Merchandise ..... Christina Benson
Marketing Manager ..... Allison Stewart & Baylee O'Brien
Marking Coordinator ..... Cody Hufft
Arena Marketing Coordinator ..... Carson Augostatos

CREATIVE
Senior Creative Director ..... Ryan Brijs
Visual Designer ..... Nichole Amberg
Design Manager ..... Sara Molina-Soria
Jr. Graphic Designer ..... Serena Marini
Motion Graphic Designer ..... Paige Dall, Tori Cincotta
Event Design Specialist ..... David Lee

ENTERTAINMENT
Senior Director, Entertainment ..... Maurice Brazelton
Director, Entertainment ..... Scott Freshour
Stage Manager ..... Chimeng Tran
Dance Team Manager ..... Jennifer Morrison
Mascot ..... Todd Maroldo

CONTENT & PRODUCTION
Producer, Content/Radio ..... Dave Mason
Manager, Video Content ..... Brad Marsh
Video Editor/Shooter ..... Carlos Jimenez
Video Editors ..... Davon Davis & Keven Nguyen
Sr. Manager, Broadcast Operations/Technical Director Jeff Anderson
Kings TV Play by Play ..... Grant Napear
Kings Radio Play by Play ..... Gary Gerould
Kings TV Broadcaster ..... Kayte Hunter
On Air Radio ..... Jason Ross
Pre and Post Game Radio Host ..... Henry Turner
Kings TV Analyst ..... Doug Christie
Manager, Live Events/Control Room Director Brian Hilton
VP, AV & Production ..... Brian Plumb
Senior Manager, Audio ..... Dan Spackman
Senior A/V Engineer ..... Paul Dhalle
AV Engineer in Charge ..... Jay Carpenter
Lighting Director ..... Nelson Meeks
A/V Engineer ..... Gavin Wicke
A/V Technician ..... Jaron Jones, Rikki Henderson

BUSINESS INTELLIGENCE
Director, Business Intelligence ..... Tom Duncan
Manager, Fan Analytics & CRM ..... Tyree White
Business Intelligence Analyst ..... Colin Warner
Marketing Automation Specialist ..... Roger Crnkovic
CRM Specialist ..... Lovely Magday

COMMUNITY IMPACT
VP, Experiences and Social Responsibility .. Maritza Davis
Director, Community Impact ..... Betty Low
Senior Manager, Community Impact ..... Katie Nicholson
Junior Kings Manager ..... Morgan Ragan
Senior Community Impact Coordinator ..... Kevin Burdick
Community Impact Coordinator ..... Lauren Lebov

PARTNERSHIPS AND SUITE SALES & SERVICE
Senior Director, Corporate Sales ..... Mike Herrera
Corporate Partnership Sales Directors .... Ashley Oakes
David Mulhall and Melissa Vierling
Corporate Development Managers ..... David Barnick
Trevor Derrett & Nathan Schlatter
Sr. Director, Partnership Marketing & Business Dev Darrin Gross
Director, Suite and Premium Services ..... Aaron Arak
Suite & Loft Account Managers .....
Katie Kampling/Anthony Baciocco
Senior Partner Account Manager ..... Nicole Loscavio
Partner Account Managers .....
Jonathan Labastida/ Karen Luciano
Senior Coordinator, Partner Account ..... Zahra Giga
Partner Account Coordinators Tiffany Lam, Joshuah Blea

TICKET SALES & SERVICES TEAM
VP, Ticket Sales and Services ..... Justin Petkus
VP, Group, Premium Hospitality & Event Sales .....
Lisa Feigenbaum
Senior Director, Ticket Sales & Premium Membership .....
Courtney Blake
Manager, Inside Sales Matthew Johnson, Stephen Caselli
Manager, Kings & Golden 1 Center Group Sales Michael Ramos
Manager, Membership Sales ..... Andrew Garcia
Special Event Sales Director ..... Karl Crudup
Sales Enablement Administrator ..... Martina Cole
Senior Corporate Account Manager, Premium Sales Taylor Wolfe
Account Manager, Membership Sales ..... Austin Harader
David Sedei, Divia Dutt, Jasper Hillier, Josh Walters, Kayla Shearer, Malique Micenheimer, Mallory Nickles
Account Manager, Group Sales ..... Adam Boyle
Brian Graves, Jessica Miller, Jordyn Gosney, Marcella Yanguas, Nicole Rosenberg
Account Executive, Ticket Sales ..... Austin Bridgman
Brianna Buzzell, Chase Webb, Dylan Meyer, Emmy Rodriguez, Hayden Bailey, Jennifer Alander, Jonathan Riseberg, Jordan Levack, Justin Danielewicz, Kaitlyn Liptak, Kaliq Carr, Kendall Kenyon, Marquise Church, Nick Becker Patrick Bakes, Tom Pardini, Zachary Aragon

GAME NIGHT TEAM
Statistical Crew Supervisor/Official Scorer ... Kim Tierney
Statistical Crew .....
Alan Romeri, Andy Nevarez, Brian Berger, Bruce Hopkins, David Lambros, Del Enoz, Dennis Trujillo, Eric Hopkins, Gary Allen, James Betzler, James Parquette, John Moak, Marco Ramirez, Patrick Tierney, Ryan Betzler, Sarah Baracco, Seth Bardacke, William Jetton
Game Night Staff .....
Alrica Sheppard, Anna Sanders, Chris Pistone, Kristin Mashhour-Azad, Steve Ebbage
Team Photographer ..... Rocky Widner

KINGS OWNERNSHIP

VIVEK RANADIVÉ
Chairman / Kings Owner

Vivek Ranadivé is the owner and chairman of the Sacramento Kings. He is an entrepreneur, technology visionary, New York Times best-selling author and philanthropist recognized for his innovative thinking.

As a technology entrepreneur, he pioneered the use of real-time event processing software and created TIBCO, a multibillion-dollar software company. In addition to digitizing Wall Street, his software became the central nervous system for most of the world's largest companies and government agencies. He is known as "Mr. Real Time" which defines his belief that by getting the right information to the right place at the right time, you can make the world a better place.

Ranadivé is a longtime basketball fan, which started when he coached his daughter's middle school team. His coaching success was highlighted in a New Yorker magazine article by Malcolm Gladwell, as an example of innovators who win big by doing the unexpected and breaking the rules.

He started his foray into professional basketball when he became the co-owner and vice chairman of the Golden State Warriors NBA franchise in 2010.

In 2013, he became the first Indian majority owner of an NBA team when he purchased the Sacramento Kings, securing the team's future in California's capital city. Under Ranadivé's leadership, the Kings have invested $1 billion in the downtown area, creating thousands of jobs, revitalizing the region and building the next great American city.

At the heart of the investment is the award winning Golden 1 Center, the home of the Sacramento Kings. This 21st-century coliseum is the greenest and most technologically advanced arena in the world. Golden 1 Center is 100 percent solar powered and is the first sports venue in the world to earn LEED Platinum certification making it a model for innovative solutions to environmental challenges.

Ranadivé is the founder and managing general partner of venture capital firm Bow Capital, a partnership with the University of California with a mission to fund technology companies that advance society and make the world a better place.

As a young boy in his native Bombay, Ranadivé listened to the moon landing on the radio and was inspired at the age of 16 to leave India for Cambridge, Massachusetts. After earning both Bachelor's and Master's Degrees in Electrical Engineering from MIT, he earned an MBA at Harvard where he was a Baker Scholar.

OWNERSHIP

DR. PAUL E. JACOBS
Kings Owner

Dr. Paul E. Jacobs is vice chairman and co-owner of the Sacramento Kings. He is also the executive chairman of Qualcomm Incorporated, where he is responsible for helping guide the development of new technologies and Qualcomm's long-term opportunities. Dr. Jacobs served as CEO from July 2005 to March 2014 when he was appointed executive chairman. He has been chairman of the board since March 2009.

A leader in the field of mobile communications for more than 25 years and a key architect of Qualcomm's strategic vision, Dr. Jacobs spearheaded Qualcomm's efforts to develop and commercialize mobile technology breakthroughs that have significantly contributed to the growth of both the Company and the industry. As an innovative leader of a broad range of technical teams within Qualcomm, Dr. Jacobs has been granted more than 70 patents related to wireless technology and devices.

Dr. Jacobs chairs the U.S.-Korea Business Council and the Advisory Board of the College of Engineering at UC Berkeley, where he inaugurated the Jacobs Institute for Design Innovation; co-chairs the Board of Visitors of UC Berkeley; a member of the International Business Council of the World Economic Forum; a member of the US-India CEO Forum; and serves on the Board of Directors for FIRST®, OneWeb, Heal, Light and Dropbox. He is President of the Board of Trustees of the Museum of Contemporary Art, San Diego. He is a member of the National Academy of Engineering and the American Academy of Arts and Sciences.

Dr. Jacobs received his bachelor's (1984) and master's (1986) degrees, as well as his doctorate (1989) in electrical engineering, from the University of California, Berkeley. He was named UC Berkeley's Alumnus of the Year in 2017.

RAJ S. BHATHAL
Kings Owner

Raj Bhathal is vice chairman and co-owner of the Sacramento Kings. In 2013, the Bhathal family invested in the Sacramento Kings Basketball Holdings LLC (SBH) and its affiliated entities, fulfilling a lifelong passion for the business of sports.

Bhathal is the founder of RAJ Swim, a firm that grew to become the industry's leading house of fashion and celebrated its 50th anniversary in 2017. RAJ designs, markets, and manufactures women's swimwear under a variety of owned, private label, and licensed fashion brands. The company has global operations and its headquarters in Orange County, California. Bhathal owned and operated the business with his wife, Marta, from its founding in 1967 until their retirement in 2006.

Additionally, Bhathal has been an active property developer since the 1970s with commercial and residential properties in Southern California, Arizona and Nevada.

Bhathal has had a lifelong passion for sports. In 1990, he was a founding owner of the World League of American Football (an international league formed by the NFL). Bhathal was awarded the first franchise, the Orlando Thunder, by the NFL.

The Bhathals are strong believers in giving back to the community, especially in the areas of education and the arts. Bhathal is a Trustee at Chapman University and the Chairman of its Athletic Committee. He is on the Advisory Board of the Orange County High School of the Arts. Previously, he served on the Board of Gerontology at the University of Southern California and was a founding member of the Orange County Performing Arts Center.

Bhathal emigrated from India to the United States in 1962 for university studies, earning his MBA from the University of Arizona.

Bhathal and his wife, Marta are golf enthusiasts and enjoy spending time with their family and friends, especially their grandchildren.

VIVEK RANADIVE & RAJ BHATHAL | 2015

EXECUTIVES



MATINA KOLOKOTRONIS, VIVEK RANADIVE, & JOHN RINEHART | 2017

MATINA KOLOKOTRONIS
Chief Operating Officer

Entering her 22nd season with the NBA, Matina Kolokotronis serves as the Chief Operating Officer (COO) of the Sacramento Kings. Bringing decades of experience in sports and government law, community affairs and contract negotiations, Kolokotronis' leadership has been integral to the development of the award winning Golden 1 Center as well as its adjacent, $500 million mixed-use development project, Downtown Commons. Golden 1 Center is recognized as the greenest and most technologically-advanced arena in the world and is the first professional sports venue in the world to achieve LEED Platinum certification. Together, Golden 1 Center and Downtown Commons represent a $1 billion investment in downtown Sacramento – a great source of pride for the community and driver of significant economic growth in the region.

Prior to her appointment as COO, Kolokotronis was the President of Business Operations. Kolokotronis is the only female in the NBA to hold the titles of both COO and President of Business Operations. Before being named President of Business Operations, Kolokotronis served as legal consultant for the Kings business and basketball operations teams, negotiating player and staff contracts. During that time, Kolokotronis was an Adjunct Professor of Law at McGeorge Law School, University of the Pacific where she taught Sports Law. Prior to that she served for six years as director of the Sacramento Kings Foundation, overseeing strategic development and fundraising activities. Before joining the Kings, Kolokotronis was an associate with Miller, Owen and Trost and practiced contract and sports law where her clients included the Kings and various NBA players.

Her leadership extends beyond the Kings organization and into the community where she is a dedicated mentor and advocate for numerous women's advancement groups and non-profits. She is also very active in the Greek church. In 2015, Governor Brown appointed Kolokotronis to the California Citizens Compensation Commission.

Kolokotronis is a graduate of Loyola University and received her law degree from McGeorge Law School, University of the Pacific. Matina and her husband, Sotiris, are long-time Sacramento residents, and their three children – Constantine, Marisa and Nicholas – proudly wear purple.

JOHN RINEHART
President, Business Operations

John Rinehart enters his 19th season with the Sacramento Kings, first as President of Business Operations.

Rinehart oversees the operations of Fast Company's "most innovative company in sports," including the state-of-the-art, award winning Golden 1 Center as it enters its third season, the organization's real estate business holdings, entertainment portfolio and revenue development strategy.

Through a $1 billion strategic investment to build Golden 1 Center and Downtown Commons (DOCO), the Kings have profoundly impacted the region's economy, reenergized downtown and created a culture and lifestyle district that has placed Sacramento in the national spotlight.

Previously, he served as Executive Vice President, Business Operations and Chief Financial Officer where his duties included contract negotiation, player contract compliance and analysis (NBA Tax and Escrow system), financial analysis, financial reporting, budgeting, financing administration, arena programming and services, legal affairs, insurance and tax requirements.

In his time with the Kings, Rinehart has negotiated several key agreements, including the structure of the public/private partnership with the City of Sacramento, debt financing, cable, over-the-air, and radio broadcast contracts, ticketing agreements, food and beverage and merchandise agreements and building naming rights.

Prior to joining the Kings, Rinehart spent two years as the Director of Finance for Anaheim Sports, Inc., where he oversaw the finance and accounting functions of the Anaheim Angels (MLB), Anaheim Mighty Ducks (NHL) and Edison International Field of Anaheim. He also spent two seasons as manager of financial reporting for the San Francisco Giants (MLB). Prior to beginning his career in professional sports, Rinehart spent five years with the public accounting firm Price Waterhouse Coopers LLP in San Francisco.

Rinehart graduated with a bachelor's degree in accounting from Villanova University in 1991. He and his two daughters Kaitlyn and Megan reside in the Land Park area of downtown Sacramento.

VLADE DIVAC
General Manager

Vlade Divac enters his fifth season at the Kings, his fourth as General Manager. He joined the Kings on March 3, 2015 as the team's vice president of basketball and franchise operations and was named General Manager on August 31, 2015.

One of the most respected and revered individuals in franchise history, Divac returns to Sacramento having spent more than a decade serving the NBA and international sporting communities with the same distinction that solidified his reputation as a consummate teammate, player, humanitarian and overall difference-maker on and off the basketball court.

Divac has served in a variety of administrative and leadership roles since retiring from professional basketball in 2007. In addition to his philanthropic efforts focused on helping children in his native country and other reaches of the globe, he was named President of the Serbian Olympic Committee in 2009. Under his guidance, Serbian athletes have enjoyed greater success and the country is experiencing a resurgence on the international stage.

In 16 NBA campaigns with Los Angeles, Charlotte and Sacramento, Divac averaged 11.8 points, 8.2 rebounds, 3.1 assists, 1.1 steals, and 1.4 blocks per game over 1,134 contests. He is only one of four players in league annals to accrue at least 13,000 points, 9,000 rebounds, 3,000 assists, 1,200 steals and 1,600 blocked shots, joining Kareem Abdul-Jabbar, Hakeem Olajuwon and Kevin Garnett with that distinction. His six seasons in a Kings uniform marked the most successful period in team history, including a league-high 61 wins in 2001-02 and a trip to the Western Conference Finals. His name adorns the franchise record book in several key categories, ranking fourth all-time during the Sacramento-era in rebounds (3,538) and blocked shots (523), ninth in points scored (5,176), eighth with 454 games played, free throws made (1,209) and in steals (453). Divac's jersey was retired by the Kings in 2009.

BRANDON WILLIAMS
Assistant General Manager

Williams enters his second season with the Kings organization as Assistant General Manager, working alongside General Manager Vlade Divac to oversee day-to-day operations and performance, strategy, personnel and roster management. Williams joins the Kings after spending the previous four seasons as a front office executive with the Philadelphia 76ers, most recently serving as Vice President of Basketball Administration and General Manager of the NBA G-League's Delaware 87ers. While aiding the 76ers front office across prospect evaluation, player development, operations and contract negotiations, the former Davidson Wildcat standout distinguished himself in the identification, recruitment, and development of coaches, staff and players facilitating several NBA call ups and promotions.

Williams, brings a broad range of experience having been involved in professional basketball for 20 years. He began his career as a player in 1996, earning both CBA (Sioux Falls Skyforce) and NBA (San Antonio Spurs) championships. He also gained significant international playing experience, via France, Greece, Germany, Italy and Israel leagues, before retiring from the court in 2005 to join the NBA corporate office as a league executive for nine seasons.

A varied path within the NBA League Office, and business of basketball, Williams started in Community and Player Programs, and transitioned to Basketball Operations, overseeing the standards of on-court operations, evaluating the quality of game play, monitoring matters of conduct and discipline, as well as officiating performance via the Standard Observers Program. As the league promoted the vision of developing a true minor league system, Williams consulted on the league's Affiliation and Assignment System, now recognized as the NBA G-League.

Father to Bailey (14) and Remington (6), Williams resides in East Sac.

KEN CATANELLA
Assistant General Manager

Ken Catanella begins his third season as the Kings Assistant General Manager. He collaborates with General Manager Vlade Divac and assists in the management of all day-to-day basketball operations, including all player-related matters such as the draft, free agency, trades, and the team's strategic plan. He has more than 20 years of experience in NBA, NCAA, and international basketball leagues where he has played, coached and managed basketball teams at nearly every level.

Catanella joined the Kings after enjoying a successful run over five years (2011-16) with the Detroit Pistons, including the last two seasons as the team's assistant general manager. During his tenure, he played a prominent role in the front office of a club that underwent a significant turnaround to one of the NBA's rising young teams.

He joined the Pistons after several years at the NBA League Office, where he directed the NBA's salary cap and basketball analytics efforts. He also was part of the NBA league office working group that served the NBA Labor Relations Committee in negotiating the league's 2011 CBA with the National Basketball Players Association.

Prior to his time with the League Office, Catanella led the analytics efforts of the New Jersey Nets and managed the creation and implementation of the Nets' statistical scouting systems. He also advised the team's front office and ownership by evaluating domestic and international player personnel as well as formulating the team's strategic financial plan alongside the team's general manager.

Before joining the Nets, Catanella worked in both basketball and finance. Following graduation from Amherst College in 1997, he worked on Wall Street providing analytics on stadium/arena financings for professional teams and valuing publicly traded companies. His basketball experience includes time as a collegiate player and assistant coach at Amherst College and a professional player for the Cologne 99ers of Germany. He also later served as the German Bundesliga team's Assistant General Manager.

While earning his MBA at Duke University's Fuqua School of Business, Catanella was a graduate assistant on the 2004 and 2005 Duke University Men's Basketball teams. He developed systems and analytical scouting methods for Duke's coaches, and concurrently interned with the Assistant General Manager of the Philadelphia 76ers.

PEJA STOJAKOVIC
Assistant General Manager

One of the most successful players in Kings annals, Peja Stojakovic enters his fourth season with the Kings organization, and first as Assistant General Manager. His responsibilities include keeping abreast of domestic and international talent pools available to the Kings as well as General Manager Vlade Divac with the team's scouting efforts. Selected 14th overall in the 1996 NBA Draft, the Serbian-born sharpshooter helped form a nucleus that would go on to participate in the postseason in each of his seven seasons in a Kings uniform. His #16 jersey was retired on December 16, 2014.

The Kings drafted Serbian-born Stojakovic in the first-round (14th overall) of the 1996 NBA Draft. In addition to leading the Kings in games played during the Sacramento-era, Stojakovic ranks first in Kings franchise history (1948-current) in three-pointers made (1,070) and attempted (2,687), and in free throw percentage (.893). He is also ranked third on the Kings all-time scoring list with 9,498 points scored, fourth in field goals made (3,352) and attempted (7,269), and sixth in steals (543).

Stojakovic's professional career began at the age of 14 with the Serbian club Red Star Belgrade. After being drafted by the Kings, he went on to play 13 seasons in the NBA highlighted by an NBA championship with the Dallas Mavericks in 2011. Also during his NBA career, Stojakovic won the NBA All-Star Weekend Three-Point Shootout twice and was the first European-born player to win an All-Star Weekend competition. He ranks 5th in NBA history in career free throw percentage (.895), and 7th in playoff free throw percentage (.900). Additionally, Stojakovic is the first player in NBA history to start a game off by scoring his team's first 20 points.

LUKE BORNN
Vice President,
Basketball Results

Luke Bornn is the Kings' Vice President, Strategy and Analytics. Prior to joining the Kings, Bornn served as Head of Analytics for A.S. Roma of the Italian Serie A Football League, where he worked closely with managers, coaches and sports scientists to measure and evaluate athletes and performance. In addition to his work with soccer and basketball teams, the British Columbia native has previously held tenure-track professorships in Statistics at both Harvard University and Simon Fraser University.

In his role with Sacramento, Bornn employs expertise in data engineering and machine learning to empower basketball operations personnel with relevant information valuable in decision making processes regarding roster compilation, player evaluation and overall strategy. The material gleaned from Bornn's data infrastructure will also assist the team's training staff in analyzing information received via wearable technology.

In addition to his academic acumen and professorships at Harvard and Simon Fraser University, Bornn is a frequent contributor to the field of sports analytics, authoring research articles for the Journal for Quantitative Analysis in Sports, the Annals of Applied Statistics and the Journal of the American Statistical Association amongst others—providing insights on basketball related topics such as NCAA Tournament forecasting, predicting possession outcomes in NBA contests and the spatial anatomy of defensive success. Bornn is also a fixture at the renowned MIT Sloan Analytics Conference, co-authoring eleven papers since

GALEN DUNCAN
Vice President,
Kings Academy
and Professional
Development

Galen Duncan begins his second season with Sacramento as the Vice President of Kings Academy and Professional Development. Prior to joining the Kings, Duncan spent 10 years as Senior Director of Player Development with the National Football League's Detroit Lions, where he advised players regarding housing options, financial education tools, counseling connections and off-field career opportunities. Additionally, Duncan assisted Football Operations with character evaluations for all draft eligible players and oversaw rookie transition and social media etiquette training programs while also serving as the Lions liaison between the League Office and NFLPA (NFL Players Association) and member of the Player Development Steering Committee. Duncan also spent six seasons as a treating clinician for the NFL's Program for Abuse of Substances, providing one-on-one and group therapy for football players involved in the mandatory treatment program.

In his role with Sacramento, Duncan is responsible for implementation of the Kings Academy program, a developmental, player-centric curriculum aligning multi-faceted organizational philosophies and ideals to help athletes mature into well-rounded professionals. Under Duncan's oversight, Kings Academy will augment on-court progress with access to practical material and experiences that help balance on-court priorities and personal responsibilities with opportunities to become impactful contributors in the community.

A Ph.D. in health psychology, a retired United States Army Reserves officer, the Detroit native and Lake Superior State alumnus ('94) played collegiate basketball before securing his Master's Degree in social work from Wayne State University ('97) and Ph.D. in health psychology from Walden University in 2006.

DAVE JOERGER
Head Coach

DAVE JOERGER | 2018

Dave Joerger begins his third season as the Sacramento Kings head coach after being named on May 9, 2016, becoming the franchise's 28th head coach and the 17th since the team moved to Sacramento.

Joerger joins the Kings after spending nine years (2007-16) with the Memphis Grizzlies, the last three as their head coach. After being named the Grizzlies' 12th head coach on June 27, 2013, Joerger accrued a 147-99 regular season mark (.598) and guided the franchise to postseason berths in each of his seasons at the helm. Following three straight 50-win campaigns for the first time in club history (2012-13 thru 2014-15), two under Joerger, Memphis again qualified for the playoffs despite injuries which forced the team to dress a league-record 28 players in 2015-16. Until then, no NBA team had reached the playoffs utilizing 24 or more athletes on its roster in a single season.

Joerger posted the best record among the NBA's 10 first-year head coaches in 2013-14 while tying Hubie Brown (2003-04) for the most wins in Grizzlies franchise history by a head coach in his first full campaign. Joerger achieved his 100th career head coaching win on March 23, 2014 and was the fastest among active NBA coaches (153 games coached) to reach 100 career victories as of the start of the 2015-16 season (and is now only behind Golden State's Steve Kerr).

Since his initial hire prior to the 2007-08 season, Joerger has shaped the Grizzlies' identity into an NBA-best defensive unit that led the league in points allowed (89.3 ppg) in the 2012-13 season and paced the Western Conference for three consecutive seasons from 2011-14. With Joerger as the lead assistant from 2011-13, Memphis set franchise records for regular season winning percentage (2012-13, .683) and recorded second-place finishes in the Southwest Division, both club bests. In the postseason, Memphis upset the top-seeded San Antonio Spurs in the opening round of the 2011 NBA Playoffs, the team's first playoff series victory, and advanced to the 2013 Western Conference Finals two years later.

Joerger earned Western Conference Coach of the Month honors for January 2013 as the Grizzlies went a league-best 12-3 during the month while leading the league in fewest points allowed (91.3 ppg). Memphis again won 12 games in March, marking the first time in franchise history that the team had two 12-win calendar months during the same season. Joerger was again named Western Conference Coach of the Month in April 2013 after Memphis went 6-2 during the month and finished the season on a five-game winning streak while clinching a playoff berth. He earned his third monthly honor in October/November 2014 after leading the Grizzlies to an NBA-best 15-2 record to open the 2014-15 season.

Prior to entering the NBA ranks, Joerger won accolades as one of the most successful minor league coaches in history, piloting five teams to championships in three different basketball leagues in seven seasons from 2000-07. Demonstrating strong player development skills, Joerger sent 18 of his players to the NBA during his time in the minor leagues. By the time he was hired by the Grizzlies as an assistant coach in 2007, Joerger had collected titles in the NBA Development League, CBA (Continental Basketball Association) and IBL (International Basketball League).

Before earning his first NBA assistant coaching job with the Grizzlies, Joerger gained fame as head coach of the 2007 NBA Development League Champion Dakota Wizards. Dakota's 2007 championship marked Joerger's fifth as a head coach after winning one International Basketball Association (IBA) title and three more in the Continental Basketball Association (CBA). Joerger owns two CBA Coach of the Year Awards (2002, 2004) and a head coaching record of 232-117 (.665) in the minor leagues.

After finishing his playing career at Moorhead State, Joerger got his start as Dakota's general manager when the franchise was a member of the IBA. He received his first opportunity on the sidelines as an assistant coach during the 1997-98 season. After three years as an assistant, Joerger succeeded Duane Ticknor (now a Kings assistant coach) as head coach and led the Wizards to the 2001 IBA Championship. The Wizards moved to the CBA the following season, where Joerger led them to CBA titles in 2002 and 2004.

During the summer of 2004, Joerger became head coach of the Sioux Falls Skyforce and proceeded to win the 2005 CBA Championship, his fourth title in five years, giving him more minor league championships than other notable minor-league-turned-NBA head coaches Phil Jackson, George Karl, Flip Saunders and Eric Musselman combined. Joerger returned to Dakota, now in the D-League, in 2006 and guided the Wizards to a league-best 33- 17 record (.660) before winning his second championship with the organization.

Joerger is dad of two daughters, Alli and Kiana.

DAVE JOERGER'S NBA COACHING RECORD

	REGULAR SEASON				PLAYOFFS			
YEAR	TEAM	W	L	PCT.	W	L	PCT.	RESULT
2013-14	Memphis	50	32	.610	3	4	.429	First Round
2014-15	Memphis	55	27	.671	6	5	.545	Semifinals
2015-16	Memphis	42	40	.512	0	4	.000	First Round
2016-17	Sacramento	32	50	.390	N/A			
2017-18	Sacramento	27	55	.329	N/A			
OVERALL TOTAL		**206**	**204**	**.502**	**9**	**13**	**.409**	

ELSTON TURNER
Assistant Coach

Serving as Dave Joerger's lead assistant, Elston Turner brings 37 years of NBA experience back to Sacramento where he was part of Western Conference All-Star staffs in 2001 and 2003 during his six seasons as an assistant under Rick Adelman (2000-06). He most recently completed his third season in Memphis serving in the same capacity for Joerger, helping guide the franchise to playoff berths all three years.

Entering his 22nd season on the NBA sidelines, Turner has served as an assistant for five franchises – Memphis Grizzlies (2013-2016), Phoenix Suns (2011-13), Houston Rockets (2007-11), Sacramento Kings (2000-06) and Portland Trail Blazers (1996-2000). Drafted by the Dallas Mavericks in the second round (43rd overall) of the 1981 NBA Draft, Turner developed a reputation as a tenacious defender, averaging 4.7 points, 2.7 rebounds and 1.8 assists in 505 games (97 starts) over eight seasons with the Dallas Mavericks (1981-84), Denver Nuggets (1984-86, 1988-89) and Chicago Bulls (1986-88). Following his NBA career, he played parts of five seasons in the CBA and three years in Europe in Spain, Italy and Greece.

Turner began his coaching career in the CBA (Continental Basketball Association) as an assistant for the Quad City Thunder and player/coach for the Chicago Rockers in 1994-95. His next job stationed him alongside head coaches P.J. Carlesimo and then Mike Dunleavy Sr. on Portland's bench from 1996-2000. After his six seasons in Sacramento, Turner was reunited with Adelman in Houston (2007-11) before two campaigns in Phoenix as an assistant under Alvin Gentry (2011-13).

A native of Knoxville, Tenn., Turner played four seasons at Ole Miss, where as a senior he helped lead the Rebels to the school's first NCAA Tournament appearance in 1981. The university honored Turner's collegiate achievements by inducting him into the Ole Miss-M Club Athletic Hall of Fame in 2000.

Turner and his wife, Louise, have one son, Elston Jr., and one daughter, Taylor. Elston, Jr. garnered First Team 2013-14 All-SEC honors as a senior guard for Texas A&M and led the Aggies with 17.5 points per game.

BRYAN GATES
Assistant Coach

Bryan Gates enters his tenth season in the NBA and third season in his return to Sacramento after serving as an assistant coach for the Minnesota Timberwolves last season and the previous five seasons in a similar capacity with the New Orleans Pelicans. He entered the NBA coaching ranks with the Kings during the 2009-10 season following a highly-successful three-year stint as a head coach in the NBA D-League with the Idaho Stampede.

While coaching the Stampede, Gates was a two-time recipient of the Dennis Johnson Development League Coach of the Year award (2006-07, 2007-08), and compiled a record of 101-51 (.664 winning percentage, tied for highest in league history), including winning the NBA D-League Championship in 2007-08. Gates was also an assistant coach in Idaho for five years, beginning with the team's inaugural season

His first NBA Development League experience came as an assistant to Head Coach Dennis Johnson with the Austin Toros during the 2005-06 season. He spent the four years prior to joining the D-League in the USBL, as head coach of the Oklahoma Storm. During this time, Gates lead his squad to three Western Conference titles and was named Coach of the Year in 2004.

Gates has additional head coaching experience with the CBL's Hickory Nutz in the summer of 2003, and the Beirut Blue Stars of Lebanon in 2004-05. He lead the Nutz to a 23-0 record and a championship while being named Coach of the Year in his only season at the post, and guided the Blue Stars to a 2nd place league finish with a 24-7 record.

Gates and wife Robin are the proud parents of 7-year old triplets: sons William and Preston and daughter Kendall.

BOB THORNTON
Assistant Coach

Bob Thornton begins his third season in Sacramento with more than 30 years of basketball experience as a player, coach and personnel scout, having spent five seasons (2012-16) in Memphis alongside Joerger after four years as an advance scout for the Oklahoma City Thunder (2007-2011).

His coaching resume includes two seasons as an assistant coach for the Chicago Bulls (2002-04) and Minnesota Timberwolves (2005-07) and as head coach for the Huntsville Flight of the NBA D-League (2001-02) and the Continental Basketball Association's Quad City Thunder (2000-01).

Selected by the New York Knicks in the fourth round (87th overall) of the 1984 NBA Draft, the Los Angeles native played eight seasons in the league and three overseas in Italy before breaking into the coaching ranks as an assistant with Chapman University in 1997. Thornton played for the New York Knicks, Philadelphia 76ers, Minnesota Timberwolves, Utah Jazz and Washington Bullets.

The Los Angeles native attended the University of California-Irvine, where he earned his bachelor's degree in 1984.

JASON MARCH
Assistant Coach

Jason March enters his third season with the Kings after spending nine seasons (2008-16) with the Memphis Grizzlies, most recently as an assistant coach/advance scout.

In addition to his responsibilities on the bench, he prepared scouting reports and play diagrams for upcoming opponents. Prior to joining the coaching ranks in 2013, he worked in the Grizzlies video department for six seasons, last serving as director of basketball information and technologies. March's experience also includes two seasons as the assistant video coordinator with the Phoenix Suns where he was part of a team that advanced to the 2006 Western Conference Finals and two seasons as head video coordinator with the Phoenix Mercury during the team's WNBA championship run in 2007. A graduate of Florida State University, he earned his bachelor's degree in education with a specialization in sports management.

A graduate of Florida State University, March earned his bachelor's degree in education with a specialization in sports management.

Originally from Frostproof, Fla., March and his wife, Barkley, reside in Roseville and have two children, Oakley and Easton.

DUANE TICKNOR
Assistant Coach

A coaching veteran with 40 years of experience at various levels, Duane Ticknor enters his third season with the Kings after spending three seasons (2014-16) in Memphis.

Prior to entering the NBA ranks, he served as head coach of the NBA Development League's Fort Wayne Mad Ants, guiding the club to a 27-23 record (.540) and an appearance in the 2013 D-League Playoffs. Ticknor's resume includes two seasons as an assistant coach for the D-League's Sioux Falls Skyforce (2009-11), two as head coach of the Dakota Wizards (2007-09) and one season in South Korea (2011-12).

Additionally, Ticknor spent time in the CBA as head coach of the Gary Steelheads (2002-05), an assistant for the Rapid City Thrillers (1989-92) and in the IBA as head coach of the Black Hills Posse (1995-99), Dakota Wizards (where Joerger served as his assistant coach in 1999-2000) and the Siouxland Bombers (2000-01). A four-time IBA Coach of the Year (1996-98, 2000), Ticknor led his teams to the IBA Finals three times and won the 1997 IBA Championship with Black Hills.

Ticknor and his wife, Mary, have one son, David. The Vermillion, S.D. native graduated from the University of South Dakota.

LaARRY LEWIS
Player Development Coach

Lewis enters his third season with the Kings after spending three seasons (2014-16) with the Los Angeles Lakers as assistant coach/director of player development the last two and player development coach in 2013-14. Prior to his elevation to the Lakers, he served two seasons as an assistant coach for the L.A. D-Fenders of the D-League. In his first year as a coach after a long international playing career, Lewis helped the franchise post the best regular season record in D-League annals (38-12) and earn eight NBA call-ups. Named an assistant on the D-League Select Team in 2012, he played a central role in the D-Fenders capturing the Development Champion Award, bestowed on the team that best embodies the D-League's goals of developing talent via call-ups and player assignments.

In addition to his experience on the sidelines, Lewis' eclectic international playing career spanned 19 seasons and four continents, including stops in Argentina (2011), Spain (2001-11), Japan (1996-2000), Cyprus (1996), Great Britain (1993) and the Dominican Republic (1992). He also played one season in the United States Basketball League with Sarasota (1996), in the CBA with the Harrisburg Hammerheads and Rapid City Thrillers (1994-95) and for the silver medal winning Team USA in the Pan American Games (1995).

A three-year collegiate basketball player and alumnus of Morehouse College, Lewis turned pro when he was selected by the Albany Patroons of the CBA in 1992.

Lewis and his wife, Sonia, have two children, son Landon, and daughter Lauryn.

BOBBY JACKSON
Player Development Coach

Bobby Jackson begins his first season as an assistant player development coach on Head Coach Dave Joerger's staff.

Jackson spent the previous three seasons as a collegiate scout for the organization and has also served as a regional scout and player development coach for the Kings (2010-2012) and Minnesota Timberwolves (2013).

The Salisbury, North Carolina native played 12 seasons in the NBA, accruing averages of 9.7 points (.417 FG%, .354 3pt%, .793 FT%), 3.1 rebounds, 2.6 assists, 0.98 steals and 22.2 minutes per contest in 755 games (started 143), punctuated by an NBA Sixth Man of the Year Award in 2003 as a member of the Kings after registering a career-best 15.2 points (.464 FG%, .379 3pt%, .846 FT%), 3.7 rebounds, 3.1 assists, 1.53 steals and 28.4 minutes per game. In addition to six seasons in a Kings uniform (2000-05 & 2008-09), Jackson also played for the Denver Nuggets (1997-98), where he was named to the All-Rookie Second Team, Timberwolves (1998-2000), Memphis Grizzlies (2005-06), New Orleans/OKC Hornets (2006-08) and Houston Rockets (2008).

Prior to his professional career, Jackson led the University of Minnesota to the school's only Final Four appearance, posting 15.3 points, 6.1 rebounds and 4.0 assists en route to earning 1997 Second Team All-American and Big 10 Player of the Year honors.

Jackson remains one of the most beloved players in Sacramento-era history for his efforts both on and off the court. He established the Bobby Jackson Foundation in February 2004, a community-based organization created in honor of his mother, Sarah, who passed away in January 2002 after a lengthy battle with breast cancer.

PHIL RICCI
Assistant Coach

Phil Ricci enters his second season witht the Kings and brings nearly twenty years of collegiate and professional basketball experience to Sacramento, including a playing career that spanned a half dozen countries and the NBA Development League.

The northern California native and former Galt Warrior standout spent a decade playing abroad in Spain, Japan, Korea, France, Israel and the Czech Republic, where he guided Nymburk to an appearance in the 2010 European Cup for the first time in club history.

Prior to embarking overseas, the 6-7 forward parlayed a successful stint at Delta Community College (Stockton, CA) to a scholarship at Oregon State, where he would later earn All-Pac 10 First Team honors as a senior (2002).

DAN HARTFIELD
Advance Scout/
Assistant Coach

Dan Hartfield enters his third season with the Sacramento Kings as an advance scout/assistant coach. He works closely with the coaching staff and handles the day-to-day operations of preparing scouting reports and game plans for each upcoming Kings opponent.

Hartfield worked for the Memphis Grizzlies as the video coordinator from 2014-16 where he assisted the coaching staff in preparing scouting videos and game plans for each opponent.

Before joining the Grizzlies, Hartfield spent two separate stints with the Houston Rockets during the 2010-11 and 2013-14 seasons where he managed in-game stats for all Rockets games and assisted in on-court player development workouts. In between his time in Houston, he spent two years as coordinator of video services for the Ole Miss men's basketball team during one of their best seasons in school history, which culminated in an SEC Championship title and berth into the NCAA Tournament for the first time in 11 years in 2012-13.

A native of Kenosha, Wisconsin, Hartfield graduated from Wisconsin-Green Bay in 2009 with a bachelor's degree in business administration, where he also served as team manager for men's basketball. He went on to receive a master's degree in sports administration from Valparaiso University in 2011.

COLIN SCHNEIDER
Video Coordinator

Colin Schneider enters his third season with the Kings as the head video coordinator, after spending the 2014-16 seasons as the Memphis Grizzlies' assistant video coordinator.

His responsibilities include assisting the coaching staff with all video operations of the organization as well as working closely with the basketball operations staff to handle the day-to-day operations of preparing scouting videos and game plans for each opponent.

Prior to joining the Grizzlies, Schneider served as the director of basketball operations for the University of Wisconsin-Green Bay for four seasons (2010-2014). He had spent the previous three seasons as a student assistant for the Fighting Phoenix. During Schneider's seven seasons in Green Bay, he oversaw the programs budget, travel, student workers, film exchange, on-campus recruiting, scouting report production, practice planning and video editing. A native of New Holstein, Wisconsin, Schneider graduated from the University of Wisconsin-Green Bay in 2010 with a bachelor's degree in urban and regional studies. In 2013 he earned a master's degree in coaching and athletic administration from Concordia University-Irvine.

Schneider and his wife, Maura, welcomed baby Crosby, in March of 2018.



JEFF NEWTON
Assistant Video Coordinator

Jeff Newton is in his third season as the Assistant Video Coordinator for the Kings after spending three seasons (2013-15) with the Houston Rockets.

Newton's responsibilities include assisting the coaching staff and players with game preparations for their upcoming opponents, day-to-day operations and helping with on-court player development workouts.Newton spent two years scouting for the Houston Rockets during the 13-14 and 15-16 season where he was responsible for scouting NBA, NCAA, and international games. During the 14-15 season he was Assistant Video Coordinator for the Rockets which ended in a trip to the Western Conference Finals.

The son of Scott and Sallie, he also has two older brothers, Doug and Greg. A native of Rhode Island, Newton currently resides in Sacramento.



AKACHI OKUGO
Assistant Player Development

Akachi Okugo begins his third year in the player development department and second as an Assistant Player Development coach. Okugo is tasked with assisting with player workouts before, during and after practices during both the season and off season. A graduate of California State San Marcos where he was a member of the basketball team and garnered Honorable mention all conference as a senior.

The Jesuit High School graduate currently resides in Sacramento.

TEENA MURRAY
Senior Director, Athlete Health & Performance

Murray begins her first season with the Kings as Senior Director of Athlete Health and Performance, where she will lead the new Health & Performance Team- including strength and conditioning, performance analytics, performance medicine, performance psychology, and performance nutrition areas.

Murray arrives in Sacramento after spending the previous 14 years as the Director of Sports Performance at the University of Louisville. At Louisville she built a model, leading performance services for 21 Cardinal sports, and serving as the head performance coach for the women's basketball team which advanced to three Final 4's in 9 years. At Louisville, Teena was also an adjunct faculty member- teaching graduate courses in applied strength and conditioning- and led a research and development task force for the athletic department. She has published extensively in the area of sport-specific athlete profiling.

Over the course of two decades in the sports performance industry, Murray has accumulated extensive experience with professional, Olympic and college athletes, having worked as a consultant with USA Hockey, the NHL's Florida Panthers and Anaheim Ducks and the AHL's Hartford Wolfpack. In the college ranks she has worked at Cornell University and the University of Connecticut. As director of performance for the U.S. Women's National and Olympic ice hockey teams from 2006-2010, she shared in two World Championship gold medals and a silver medal at the 2010 Winter Olympics in Vancouver.

A native of Shawville, Quebec (Canada), Murray holds degrees in kinesiology, education, and exercise physiology, and is currently completing an executive leadership program at Kellogg School of Management at Northwestern University. She is a Master Coach with the Collegiate Strength & Conditioning Association, and an Emeritus Strength & Conditioning Coach with the National Strength & Conditioning Association. Murray received the Guiding Woman in Sport Award for her leadership in the strength and conditioning industry from the National Association of Girls and Women in Sport (NAGWS) in 2011. She has two daughters, MacKay (11) and Hadley (7).



MIKE RONCARATI
Head Of Prevention and Reconditioning

In his first season in Sacramento, Mike Roncarati will be tasked with working together with Senior Director, Teena Murray, athletic trainers, strength and conditioning coaches and data analyst to provide interventions that address movement inefficiencies to reduce risk of injury and also promote recovery after exercise. In the event a player does get injured or has surgery, Roncarati will be involved in managing that player's return to play progression.

Most recently with the Atlanta Hawks for three seasons as Director of Rehabilitation, Roncarati brings a wealth of experience at the NBA and collegiate levels to his new role with Sacramento. Before his tenure in Atlanta, he served as the Strength and Conditioning Coach for the Golden State Warriors from 2013-15, where his stint in Oakland culminated in an NBA championship. Before making the transition to professional basketball, Roncarati served as Physical Therapist and Strength and Conditioning Coach at South County Orthopedics, a sports medicine provider at that time for the University of Rhode Island. A graduate of Northeastern University and a Doctor of Physical Therapy, he worked with the athletic training and strength and conditioning staffs for the school's basketball and baseball teams and co-authored a published paper regarding off-season medical screening for Division 1 Men's Basketball players.

In addition to his work in team athletics, the native of Cumberland, Rhode Island spent three years as a personal rehabilitation expert working with collegiate and professional athletes and members of the general population. Roncarati is a credentialed Certified Strength and Conditioning Specialist through the National Strength and Conditioning Association.



JOE RESENDEZ
Head Athletic Trainer

Resendez joins the Kings having spent the previous seven seasons as assistant athletic trainer for the Los Angeles Clippers. Prior to his work at the NBA level, Resendez spent four seasons as the athletic trainer/strength and conditioning coach for the Rio Grande Valley Vipers of the NBA Development League, where he contributed to a pair of NBA D-League Finals Appearances (2010 & 2011). In 2018, Resendez represented the Western Conference as the Athletic Trainer for the All-Star Game and participated in Basketball without Borders in Mexico City in 2017. His tenure with the Vipers commenced before the club's inaugural season after the Brownsville, Texas native served a two-year stint as head trainer for the Men's Basketball team at Louisiana Tech, where he earned his Master's Degree of Science in exercise physiology in 2006. After earning a Bachelor's Degree of Science in kinesiology with an emphasis in Sports Medicine from the University of Texas-Pan American in 2003, Resendez spent one season as the assistant athletic trainer at the University of Texas-San Antonio.

A certified athletic trainer through the National Athletic Trainers Association (NATA) and a licensed athletic trainer (LAT), Resendez specializes in joint and soft tissue manipulation/mobilization and restorative therapies. He is also licensed as a Performance Enhancement Specialist and as a Corrective Exercise Specialist through the National Academy of Sports Medicine (NASM).

Joe and wife, Ana, now reside in Sacramento.

AUNG AYE
Manual Therapist &
Assistant Athletic Trainer

Aung Aye joined the Sacramento Kings in 2015 as an Assistant Athletic Trainer/Massage Therapist. He is a certified member of the National Athletic Trainer's Association and licensed massage therapist. Prior to joining the Kings, the Bellevue, WA native spent five years as the Assistant Athletic Trainer/Head of Massage for the Seattle Sounders FC. He was also the athletic trainer for the Seattle Sounder's Women, and an assistant at Chivas USA.

A graduate of the University of Washington, he was the student athletic trainer for baseball and football, and received the Kurt Gegner Memorial Award for athletic training. Aung Aye continued his education at Chapman University in Athletic Training with rotations with the Australian Institute of Sports, USA Volleyball, and Chivas USA.

DR. RAMSEY NIJEM
Head Performance &
Strength Coach

Dr. Ramsey Nijem begins his fifth season with the Kings, his third as the team's head strength and conditioning coach. Dr. Nijem spent two seasons as the Kings assistant strength and conditioning coach prior to his current role.

Before joining the Kings, Dr. Nijem was the head strength and conditioning coach at Santa Barbara City College and an assistant strength and conditioning coach at UC Santa Barbara prior to that.

Dr. Nijem earned his Doctorate of Science in Human and Sport Performance as well as Health Promotion and Wellness in 2018. Dr. NIjem has published research in top scientific journals in strength and conditioning and is currently investigating injury risk in NBA athletes.

The Bay Area native, earned his B.S. from UC Santa Barbara and M.S. from Cal State Fullerton's Center for Sport Performance.

Dr. Nijem currently resides in Sacramento.

ANTHONY DARMIENTO
Assistant Performance
Coach

Anthony Darmiento enters his first season as the Kings Assistant Performance Coach. Over the last seven years, Darmiento has spent most of his time with TEAM USA Olympic Sports as an assistant to the Men's and Women's Indoor Volleyball National Teams from 2011-2013. He was also the head strength coach for the Men's Water Polo national team from 2013-2016 and most recently served as the Head Strength and Conditioning Physiologist for USA Volleyballs Senior National Beach Volleyball Teams.

Darmiento occupied a dual role from 2013 until the 2016 Rio Olympics working with both Water Polo and Beach Volleyball and went to the 2016 Rio Olympic Games supporting both Water Polo and Beach Volleyball.

The Glendale, Calif., native earned his B.S. in Exercise Science from Cal State Northridge and M.S. in Strength and Conditioning from Cal State Fullerton.

JESSE GREEN
Performance Analyst

Previously at the University of Louisville, Green served as a Performance Analyst/Coach where he contributed to a Final Four run for the women's basketball team in 2018. Prior to Louisville, Green served as the Strength and Conditioning Coordinator with the Brisbane Lions Australian Rules Football Club.

The Southern Austrailian native holds a Bachelor of Sports Science with Honours from Bond University and is currently studying for his Masters in High Performance Sport through Australian Catholic University.

SHAWN ROGERS
Director, Team Security

Shawn Rogers begins his second season as the Director of Team Security for the Sacramento Kings. He joins the Kings after 30 years and retiring from the Sacramento Police Department. Rogers entered the Police Department in 1987 where he served as a patrol officer, field traing officer, K9 officer, Sergeant and most recently, a Lieutenant.

The Vallejo, Calif. native attended UC Davis where he played in the Division II NCAA National Championship football game in 1982 and then earned professional tryouts with Denver Broncos and San Francisco 49ers before being drafted by the Houston Gamblers of the USFL in 1984.

Rogers and his wife, Belinda, reside in Rancho Cordovo. Rogers has three sons; Andre, Jeremy and Steven along with two step children; Daniel and Lydia. Shawn and Belinda have three grandchildren; Isaiah, Naylani, and Ryder.

MARK BLEA
Assistant Director, Team Security

Mark Blea begins his second season as Assistant Director of Team Security for the Sacramento Kings.Blea will be working closely with Team Security Director Shawn Rogers and Vice President of Team Security Dave Thomas.

Mark Blea has over 34 years of Law Enforcement experience. Blea retired in 2010 from the Sacramento County Sheriffs Department as a Lieutenant and Watch Commander of the North Patrol Division. Blea's specialty and expertise is Special Weapons and Tactics (SWAT) officer and a Sergeant Team Leader with the Sheriffs Department. Mark Blea grew up in the North Highlands area of Sacramento County and was a basketball and baseball standout.

Blea has a Bachelor's degree in Criminal Justice. Mark Blea and his wife, Janet, reside in Sacramento and they have two daughters, Janae of Stafford Virginia and Alexandria of Ione California. Mark and Janet have six grandchildren; McKenna, Jackson, Alexandria, Lilly, Levi and Isabella.

DWAYNE WILSON
Equipment Manager

Dwayne Wilson enters his eighth season as the Kings equipment manager after serving in the same capacity for the Milwaukee Bucks for the previous six seasons. With Milwaukee, Wilson also assisted the team's strength and conditioning coach with player development.

As equipment manager, Wilson is responsible for ordering and maintaining all non-medical team equipment and supplies. He makes all road trips and oversees the team's luggage, laundry, and equipment when the squad is away from Golden 1 Center. While at home, his additional duties include supervising ballboys and team locker room attendants.

Wilson was originally hired by the Dallas Mavericks as an assistant strength and conditioning coach in 1998. He added the title of equipment manager in 1999 and served as both until the summer of 2004. He then worked with Velocity Sports Performance in Dallas for one year, an organization that specializes in helping adults attain their fitness goals, as a Sports Conditioning Specialist.

A native of Richland, Wash., Wilson is a 1988 graduate of the University of North Texas where he majored in Exercise Science.

MIGUEL LOPEZ
Assistant Equipment Manager

Miguel Lopez begins his 14th season with the Kings as the Assistant Equipment Manager. He is responsible for assisting Head Equipment Manager Dwayne Wilson in maintaining all non-medical team equipment and supplies. Lopez also makes all road trips and assists with overseeing the team's luggage, laundry, and equipment.

The Fresno, Calif. native, wife Maria, kids Michael (19), Mellanie (15), Mia (9), Massiel (6) reside in Woodland.



ANTHONY McCLISH
General Manager, Stockton Kings

McClish begins his sixth season with the Kings organization and his second season as General Manager of the Sacramento Kings G League affiliate which will begin their first season as the Stockton Kings. McClish has spent the past five seasons in Kings Basketball operations where he was recently the Senior manager as well as three seasons involved with Reno Bighorns, formerly the Assistant General Manager.

Prior to joining the Kings, the Ohio native spent the 2013-14 season with San Antonio. McClish is a 2012 graduate of Ohio State and resides in Natomas with his three year old dog, Zilla.

BASKETBALL OPERATIONS

DRAKE U'u
Assistant General Manager, Stockton Kings

Drake U'u enters his fourth season with the Kings and first as the Assistant General Manager of the team's G League affiliate, Stockton Kings. U'u spent the previous three seasons as the team's Manager of Player Development.

Before joining the Kings, U'u played professionally for two seasons in Australia's National Basketball League (NBL) for the Perth Wildcats. U'u was a member of the 2013-14 Championship team, where he helped the Wildcats to a 25-8 record. Prior to the Wildcats, U'u played four seasons collegiately for the Cal Poly Mustangs.

U'u earned his bachelor's degree from California Polytechnic University, San Luis Obispo, where he studied Business Administration and minored in Industrial Technology. A Sacramento native, U'u attended Rio Americano High School and continues to reside in Sacramento.

CHRIS CLARK
Director, Media Relations

Chris Clark enters his 15th season with the Kings organization and sixth as Director of Media Relations. In his current role as the primary contact between the media, players and team, he is responsible for maintaining daily contact with the local, national and international media, arranging interviews and acting as the team's primary point-person to the media at both Kings' games and practices. Clark also is responsible for producing all press releases. In addition to working for the Kings, he interned for the Seattle Sonics in 2001.

A Sacramento native, Clark graduated cum laude from the University of Washington in 2000 with a degree in journalism.

ADAM FILIPPI
Director of Pro Scouting

Adam Filippi joins the Kings as the Director of Pro Scouting after spending the previous seven seasons with the Charlotte Hornets as Director of Global Scouting. Filippi brings over 20 years of scouting experience, both domestically and internationaly, with Charlotte and the Los Angeles Lakers where he was part of three championship teams (2002, 2009, 2010).

Born in Michigan, Filippi moved to Italy when he was eight years old. Following a five-year semi-pro playing career in Italy, Filippi received his first scouting job with Fortitudo in 1997. After starting his own scouting service in Italy, he became the youngest scout in the NBA in 1999 when he was hired by the Nets. He later founded Global Vision, a Europe-based scouting service that consulted with 12 NBA teams, including the Lakers, before joining the Lakers scouting staff full-time in the summer of 2001.

In addition to his scouting work, Filippi has worked with over 100 NBA and top overseas players as a player development coach, instructing at clinics and camps in Europe, Africa, China, the Middle East and throughout the United States. In February 2011, he released his first instructional book, "Shoot Like the Pros: the Road to a Successful Shooting Technique," which includes a foreword by Jerry West. His new book "Mastering the Art of Free Throw Shooting" (2016) features a foreword by Hubie Brown.

A Certified Personal Trainer and Performance Enhancement Specialist, Filippi speaks four languages: English,Italian, Spanish and French. He and his wife, Gaia, have three daughters, Jade, Amber and Ally.

ELIZABETH RAMSEY
Director, Basketball Operations and Intelligence

Ramsey begins her first season as Director of Basketball Operations and Intelligence for the Kings after working the previous 11 years at the NCAA. Most recently, Ramsey served four seasons as Associate Director of Enforcement and Basketball Development managing cases regarding NCAA violations in men's and women's basketball while working closely as a liaison between coaches, athletes, conferences and other third-party entities.

In her new role, she will assist with the day-to-day functioning of the basketball operations and scouting departments. A graduate of the University of Indianapolis, Ramsey also earned a masters of Sports Administration from Canisius College and law degree from Indiana University McKinney School of Law. As a collegiate athlete, she ranks first Hounds history in points, field goals, scoring average, rebounds, rebounding average and double-doubles—earning induction into the University of Indianapolis Hall of Fame in 2017.

PENNY CHATZIS
Executive Assistant to Kings General Manager Player Services Administrator

Penny Chatzis begins her second season as the executive assistant to Vlade Divac, Sacramento Kings general manager and as the player services administrator. She'll assist Divac in all areas of basketball administration as well as facilitate player services and onboarding. With her background in real-estate, event planning and education, Penny will be able to provide our players with the highest quality support. A graduate of California State University, Sacramento, she has a B.A. in Government and a Master's in Education.

She and her husband, Tim, are long-time Sacramento residents, and their two boys---Christo and Niko -- proudly consider themselves the biggest Kings fans!

MELANIE STOCKING
Senior Manager, Team Travel and Logistics

Melanie Stocking enters her 13th season with the Sacramento Kings and first as the Senior Manager, Team Travel and Logistics. In her role, Stocking will coordinate all team travel throughout the season and assists the Basketball Operations department with various responsibilities including supporting the coaching staff and the front office.

In her spare time, she and her family run a non-profit, RememberAVet.net to honor our Fallen veterans with their Annual Wreath Project.

From Winters, CA, Stocking graduated from Sonoma State with a degree in Communications and currently resides in Natomas.

BASKETBALL OPERATIONS

MARK TOYODA
Senior Manager,
Basketball Administration

Mark Toyoda enters his fourth season with the Kings and second as Senior Manager of Basketball Administration. A former intern, Toyoda helps manage day-to-day operations and basketball administrative finance. A native from Chicago, Illinois, Toyoda is a graduate of Northwestern University and holds a law degree from Indiana University.

RAHSAAN GETHERS
Manager, Media Relations

Rahsaan Gethers enters his sixth season with the Kings organization and third season as the Media Relations Manager. Gethers is responsible for producing all sports information during games and practices as well as assisting Media Relations Director Chris Clark in arranging interviews, and attending to media at both games and practice.

The Colorado Native started as an intern with the Denver Nuggets during the 2012-13 season and was a game night staff member of the Nuggets' media department for the three seasons prior to becoming an intern. Gethers graduated from the University of Arizona in 2008.

ROBBIE LEMONS
Basektball Operations
Coordinator

Robbie Lemons begins his third season with the Kings, his first as Scouting Coordinator after previously serving as the Basketball Operations Coordinator. In a hybrid role, Lemons provides support to several branches of basketball operations, including the analytics and scouting departments.

Before joining the Kings, Lemons graduated with honors from Stanford University in 2015 with a BA in Economics and a MA in Public Policy. Lemons played on Stanford's basketball team (2010-2014) and was awarded First Team PAC-12 All Academic Selection and PAC-12 Leadership Award. Subsequently, he completed a MSC in Banking and Finance from Newcastle University with distinction, while competing for the university's inter-collegiate and national-level teams.

BRIAN MIZNER
Sports Nutrition Chef

Brian Mizner begins his third season with the Kings as the Sports Nutrition Chef. Mizner joins the Sacramento Kings after spending the previous five years as the Executive Chef of Hook & Ladder Mtg. Co.

The Sacramento Native is responsibe for instituting a personalized high nutrition program for each player as well as providing nutritional options for the basketball operations staff.



MATT BARON
Performance Chef's
Assistant

Matt Baron begins his first season as the Performance Chef's Assistant and has been with the organization for three seasons. Baron's responsibilities include assisting the Sports Nutrition Chef, Brian Mizner with instituting a high nutritional program for each player and basketball operations staff.

CHRIS PICKARD
Analyst

Chris Pickard enters his second season with the Kings organization as a Basketball Analyst. Pickard predominately supports both the NBA and G-League coaching staffs with advanced team scouting information and tools. He also collaborates with fellow analytics colleagues to further integrate data driven information within the organization including predicting amateur prospect success in the NBA.

Prior to joining the Kings, Pickard spent the 2016-2017 season interning with the Los Angeles Clippers supporting their basketball analytics and research team advance on-court and player-personnel evaluations using data.

Pickard is a graduate of Stanford University in both 2015 (B.Sc.) and 2017 (M.Sc.) and spent four years as a member of the Men's Varsity Swimming team earning All-American, Academic All-American and team captain honors.

MATT VAN BOMMEL
Analyst

Matthew van Bommel enters his second season with the Kings as an Analyst in Basketball Operations. Van Bommel's primary responsibilities include using data to evaluate, predict, and report player performance as well as working with fellow analytics team members to improve data accessibility within the organization. Prior to joining the Kings, van Bommel completed an analytics internship with the Philadelphia 76ers and obtained degrees in Statistics from Acadia University (B.Sc.) and Simon Fraser University (M.Sc.).

COLIN MONTAGUE
Analyst

Entering his second season with Sacramento, Colin Montague incorporates statistical methods to help the organization become more data-driven. While focusing on assisting scouts with NCAA and international player evaluation, he also supports the staff with NBA transactions and helps maintain the data infrastructure.

A life-long Kings fan, Montague grew up in San Diego before obtaining both a bachelors degree in Statistics and a masters degree from Brigham Young University. After some time working in volleyball and at Nike headquarters, Montague returned to California for his dream job with the Kings. He, his wife, and their son recently bought their first home in Antelope.

MANAGEMENT TEAM

TOM HUNT
Executive Vice President,
Business Operations

Tom Hunt returns to the Kings as EVP of Business Operations after spending 6 seasons with the organization from 2005 -2011. His responsibilities include overseeing revenue, marketing, community, and business intelligence.

Tom Hunt is a 27-year veteran in the sports and entertainment industry, having served varied roles in sales and marketing for the NBA, MLS, NFL, MLB, NHL, WWE and Turner Broadcasting. After graduating from UC Berkeley in 1990, Hunt began his career with the Oakland A's in ticket sales before attending graduate school at Ohio University to earn his Master's in Sports Administration. Prior to joining the Kings, Hunt was President of Business Operations for D.C. United for four plus years.

Hunt is joined in Sacramento by his wife Kasha, three daughters and their dog: Madigan (17), Keely (16) Ava (13) and Scout (2).

RYAN MONTOYA
Chief Technology Officer

Ryan Montoya begins his fifth season as chief technology officer. His responsibilities include providing direction and managing the Sacramento Kings new technology and innovation strategies to enhance the fan experience and improve the team's performance. He also heads up esports strategy for the franchise, overseeing Kings Guard Gaming, the Sacramento Kings NBA 2K League team.

Additionally, he oversees all technology for Sacramento's downtown entertainment and sports complex, Golden 1 Center. The new arena is the world's most technologically advanced professional sports and entertainment venue.

Throughout his career, Montoya has advised, invested and served at all levels of early stage technology companies. A native of Colorado, Montoya received his bachelor's degree from the University of Notre Dame, a master's degree from the Josef Korbel School of International Studies and a MBA from California State University, Sacramento.

PHIL HORN
Senior Vice President,
Sales & Service

Phil Horn begins his ninth season with the team leading all sales and service efforts. His responsibilities include strategy and oversight of both single season and multi-year agreements of new and renewal sales for sponsorships, tickets, premium hospitality and special events for Golden 1 Center as well as executive support for the Stockton Kings franchise.

Prior to joining the Kings, Horn was with the Portland Trail Blazers for four years, most recently as the director of group ticket sales, handling new and renewal sales of group ticket packages.

The Lincoln City, Oregon, native earned a bachelor's degree in sports administration from the University of Redlands. Horn and his wife, Danea, reside in Sacramento with their Sheppard dog Tawney.

JEFF DORSO
Senior Vice President,
General Counsel

Jeff Dorso enters his third season with the Sacramento Kings as Senior Vice President and General Counsel.

Dorso oversees all legal and real estate matters associated for the Sacramento Kings and its related companies, including the LEED Platinum Golden 1 Center, all real estate and media holdings, Sacramento Kings Guard (the NBA 2K eSports team), the Sacramento Kings Foundation, and the Stockton Kings (the NBA G League team).

Previous to coming in house with the Kings, Dorso co-founded and served as Managing Partner of Pioneer Law Group LLP, where he oversaw a complex development practice that included work nationally and internationally for clients, such as Airbnb, LiveNation, the San Jose Sharks, Sacramento Republic FC, CIM Group, Artesa Vineyards, the Sacramento Kings, and numerous prominent real estate developers. Beginning in 2013, Dorso also served as counsel for the Kings in negotiating, structuring, and overseeing the entitlement, litigation, and development of the Golden 1 Center, the Downtown Commons ("DOCO"), the digital media assets, and other real estate holdings.

In addition to his professional practice, Dorso is also an active member of the art and non-profit community having served for multiple years on the board of directors for the Sacramento Ballet Company, the Sacramento Zoo, Miyamoto Global Disaster Relief, Solar Cookers International, and CLARA – the E. Claire Raley Studios for the Performing Arts.

Dorso graduated in 2001 with a juris doctorate from Tulane Law School, with a specialty certificate in Sports Law, and in 1998 received his bachelor of arts degree from UC Davis in both History and Philosophy. He is an avid cyclist, runner, and outdoor enthusiast, and lives in downtown Sacramento.

JOELLE TERRY
Senior Vice President,
Communication

Joelle Terry begins her fourth season with the Kings as Senior Vice President of Communications. In this capacity, she is responsible for overseeing and providing strategic direction to the business and basketball communications, digital, content, broadcast and game entertainment teams.

Before joining the Kings, Terry served as the Director of Government Communications at Comcast NBCUniversal. Prior to that she served as the Deputy Director of Message Events at the White House. She joined the Obama Administration after serving as the Deputy Director of Surrogate Press for the 2008 Obama for America campaign. Prior to the campaign, she served as an Associate in the Dewey Square Group's Sacramento office. Terry began her career as a member of the 2004 John Kerry for President campaign, where she worked in the regional press office and as a member of the national advance team.

A native of Sacramento, California, Terry graduated with a B.A. in International Relations from the University of California, San Diego.

MIKE WHITEHEAD
Senior Vice President,
Finance

Michael is an accomplished sports executive with a proven track record of providing financial leadership and strategic thinking in order to meet and exceed business goals. In September 2017, he joined the Sacramento Kings as the SVP - Finance where he oversees the finance, business intelligence and ticket operations functions for the Kings, the Golden 1 Center and the company's other entertainment and real estate holdings.

Prior to joining the Kings, Michael owned MJW Sports Management Services, a sports consulting firm specializing in financial and operational advisory services. MJW Sports Management Services had several sports clients including the Kings, where he assisted management with several finance and operational matters surrounding the launch of the Golden 1 Center and surrounding mixed use development.

Prior to forming his consulting company, Whitehead worked as a finance executive for various sports organizations including the National Basketball Association, Madison Square Garden and Major League Soccer. Before his career in professional sports, Whitehead spent three years with the public accounting firm Ernst & Young LLP in New York.

Whitehead graduated with a degree in accounting and finance from Manhattan College and held his CPA in New York state.

MANAGEMENT TEAM

STACY WEGZYN
Senior Vice President, Human Resources

Stacy Wegzyn begins her eleventh season with the Sacramento Kings. Wegzyn was the director, human resources for the Kings from 2001-08. She then served as HGA's associate vice president, human resources – West Coast for seven years, returning to the Kings in 2015.

In her current role, Wegzyn leads the human resources function by providing strategic direction and leadership in the areas of recruitment, employee relations, leadership development, organizational communications, labor relations, diversity and inclusion, legal compliance, wellness, and benefits administration.

With more than 20 years of human resources management experience, Wegzyn is certified as a senior professional in human resources by the Human Resources Certification Institute (SPHR) and as a senior certified professional by the Society for Human Resources Management (SHRM-SCP). Wegzyn earned a bachelor of public administration degree from Seattle University

LISA FEIGENBAUM
Vice President, Group, Premium Hospitality & Event Sales

Entering year five with the Kings organization, Lisa Feigenbaum starts her first season as VP of Group, Premium Hospitality and Event Sales after previously holding the title of Sr. Director of Groups and Inside Ticket Sales. Feigenbaum, 31, has implemented a Career Advancement Program that focuses on the growth of staff as well and has presented to the NBA on best practice topics, data and analytics to ticket sales.

The West Hartford, Connecticut, native has created Women in Sports & Entertainment group for the Kings organization that focuses on women empowerment, growth, culture and comradery and is very active in the Sacramento LGBT community.

Feigenbaum earned her bachelor's degree from Springfield College where she was a member of the rugby team.

ERIC KING
Vice President, Technology Operations

Eric King is the Vice President of Technology for the Sacramento Kings and Golden 1 Center, where he is responsible for overseeing all technology for the world's most technologically advanced and sustainable arena. The 17,608-seat arena features a one of a kind 2,500 square foot, Tier-4 datacenter, connected to the arena with over 1,000 Wi-Fi Access Points, over 900 miles of fiber and CAT6a copper cabling and redundant 100 Gigabit internet connections. Together, these innovations have redefined the guest experience with industry-leading solutions. Golden 1 Center features cutting-edge technology that anticipates and responds to fans' needs on a hyper-individualized basis.

King has been with the Sacramento Kings organization since 2011 and served on the team that designed, developed and implemented the new arena's advance infrastructure. King has over 20 years of professional experience in project management.

A native to Illinois, King also served in the US Marine Corps prior to launching his career in Technology

AMEE LIL-SCHROCK
Vice President & Controller, Finance

Amee Lile-Schrock begins her first season with the Kings as the Vice President and Controller of Finance. In this capacity, she will be responsible for overseeing the finance department including treasury, payroll, payables, receivables, audits and financials.

Amee most recently served as a Corporate Accounting Financial Manager at E & J Gallo Winery. Prior to the Winery, Amee served as a Corporate Accounting Manager at Leprino Foods, the Corporate Accounting and Treasury Supervisor at Alcoa International and was the Senior Tax Accountant at Moss Adams LLC.

Amee has lived in California for the past 20 years and graduated from the University of the Pacific Eberhart School of Business with a BS in Business Administration with a concentration in Accounting.

JUSTIN PETKUS
Vice President, Ticket Operations

Justin Petkus is entering his fifth season with the Kings and first as VP of Ticket Sales and Services. Petkus is responsible for overseeing the Ticket Sales and Service department which includes all Premium Courtside and Club seating in addition to all traditional Season Tickets. He joins the Kings after holding sales and leadership positions with teams across various sports leagues including the San Diego Padres, San Diego Chargers, and Los Angeles Clippers.

The Granite Bay native graduated from Del Oro High School and earned a degree in Finance from San Diego State University.

BRIAN PLUMB
Vice President, Audio Visual & Production

Brian is the VP, AV & Production and oversees all of the Audio and Video systems and AV staff required for events at the Golden 1 Center.

Brian spent 30 years working for KXTV-10 in Sacramento where he served as the Engineering Operations/Production Manager and the News Operations Manager. Brian then spent three years with CalPERS where he worked with the Office of Public Affairs and managed the Video and Live Event Communications unit before accepting a position with the Kings.

Brian grew up in the Sacramento area and currently resides in Fair Oaks with his wife Sandy and daughter Nicole.

MANAGEMENT TEAM

ANDREW NICHOLSON
Vice President, Digital & Content

In his 13th season with the organization, Andrew Nicholson oversees the Digital and Content departments for the Sacramento Kings, Kings Guard Gaming, Golden 1 Center, Stockton Kings and Downtown Commons, in addition to serving as an active member of the team's Diversity & Inclusion committee. Before arriving in Sacramento, Nicholson served one season with the Phoenix Suns and Mercury.

The Minnesota native graduated from the University of Arizona, where he studied psychology and journalism. Connect with Andrew on Twitter: @A_Nicholson

JEFF RISLEY (RIZZ)
Vice President, Ticket Operations

Entering his 19th season with the Kings, Jeff is responsible for coordinating and overseeing all ticket operations for the Kings at Golden 1 Center and Stockton Kings at the Stockton Arena in his role as Vice President of Ticket Operations.

Having been in the sports ticket operations and services business for over 30 years, Jeff served as the ticket manager for the Los Angeles Clippers for five years before signing on with the Kings. Prior to that, he was the assistant ticket manager for the San Diego Chargers (NFL) for two seasons and was the ticket manager for the San Diego Sockers (professional indoor soccer) for five years.

Risley, a San Diego native, earned a bachelor's of science degree in marketing from Humboldt State University. He resides in El Dorado Hills with his wife, Kari, daughters, Jordan (23), Josie Frances (21), Ally (20), and Lilly (16).



MARITZA DAVIS
Vice President, Experience and Social Responsibility

Entering her first season with the Kings, fueled by the passion of creating unforgettable experiences Maritza Davis has built a successful career by developing and executing hundreds of events and experiences that excite, entertain and transform community. Prior to being recruited by the Kings in 2018, Davis Co-Founded Unseen Heroes, an award-winning Event Marketing and Production Agency. Under her direction, Unseen Heroes has developed unique event experiences, retail concepts and has built strong corporate, political and non-profit clientele. She is the host of the worldwide event Le Diner En Blanc-Sacramento.

After earning her B.A. of Communication with a Public Relations emphasis at CSU, Sacramento she started her career with Nordstro and later joined the Hillstone Restaurant Group in Managaement.

She is native of Sacramento and lives with her husband and three sons.

ARAN RUSH
Vice President, Arena Operations

Aran Rush begins his fifth season with the Kings and currently serves as the Vice President of Arena Operations. In his role, Rush provides direction and leadership over all aspects of facility operations, booking, guest experience, security, box office, event production, engineering and maintenance of Golden 1 Center. Focused on elevating the guest experience in the world's most technologically advanced arena. Golden 1 Center is the first and only professional sporting venue to ever be recognized as LEED Platinum by the US Green Building Council. Golden 1 Center was recognized by industry peers and named the Facility of the Year by the Sports Business Journal.

Prior to joining the Kings, Rush served as the VenuWorks executive director for Hartman Arena and previously served as Events & Facilities Executive Director for the City of Sioux City. In his career he served in several roles for SMG including event manager, director of operations, national booking director, assistant general manager, general manager and director general culminating in Mexico City and Acapulco Mexico.

Rush has a bachelor's degree from Central Michigan University in Facility Management, a master's degree from St. Thomas University in Sports Administration and a certificate in executive leadership from Cornell University. He is a graduate of the Oglebay Facility Management School. He and his wife Carmen currently reside in Elk Grove and are proud parents of their son Liam and their daughter Isabella.

SACRAMENTO KINGS

PLAYERS

35 | MARVIN BAGLEY III

POSITION: Forward
HEIGHT/WEIGHT: 6-11 / 234lbs
YEARS: Rookie
BEFORE NBA/COUNTRY: Duke / USA
HIGH SCHOOL: Sierra Canyon (Chatsworth, CA)
BORN: 03/14/99 (Tempe, AZ)

NBA REGULAR SEASON STATISTICS

Year-Team	G	MPG	FGM	FGA	PCT	FG3M	FG3A	PCT	FTM	FTA	PCT	RPG	APG	SPG	BPG	PTS	PPG
17-18 Duke	33	33.9	270	440	.614	23	58	.397	131	209	.627	11.1	1.5	0.8	0.9	694	21.0
TOTALS	**33**	**33.9**	**270**	**440**	**.614**	**23**	**58**	**.397**	**131**	**209**	**.627**	**11.1**	**1.5**	**0.8**	**0.9**	**694**	**21.0**

TRANSACTIONS/CAREER NOTES: An early-entrant cadidate selected as a freshman out of Duke with the second overall pick by Sacramento in the 2018 NBA Draft ... Signed a contract with Sacramento (7/1/18).

KINGS: The highest selected pick by the franchise since the team drafted Pervis Ellison with the top overall pick in the 1989 Draft ... Just the third player chosen second overall by the franchise as the Kansas City Kings used the No. 2 pick on Otis Birdsong (1977) and Phil Ford (1978) in consecutive years ... First player taken by Sacramento after winning the ACC Player of the year in the previous season since drafting Ford in 1978 ... Second straight draft where the Kings selected or acquired a player's rights out of Duke for the first time in the Sac-Era ... In franchise history, the Kings have drafted four other players out of Duke University with Jim Newcombe being the first after the Cinncinati Royals drafted him in the 14th round with the 84th overall pick in the 1958 NBA Draft ... Bobby Hurley was the most recent Blue Devil taken by the Kings on draft night with the seventh pick in the 1993 NBA Draft as current teammate Harry Giles' drights were received in a trade.

COLLEGE (Duke 2017-18): A consensus First Team All-American after he averaged 21.0 ppg (.614 FG%, .397 3pt%, .627 FT%), 11.1 rpg, 1.5 apg, 0.8 spg, 0.9 bpg and 33.9 mpg in 33 games (32 starts) in his lone season as a Blue Devil d ... Led the ACC in scoring, rebounding and field goal percentage becoming only the third player in ACC history to lead in all three categories since Tim Duncan at Wake Forest (1996-97) and Horace Grant at Clemson (1986-87), as he was the only freshman amongst the trio ... Just the second player in conference history who was awarded ACC Player of the Year and Rookie of the Year in the same season ... Selected by the National Association of Basketball Coaches as Freshman of the Year and the Pete Newell Big Man of the Year ... An All-ACC Academic Team member ... Entrenched himself in the freshman record books at Duke as he set the records for total points (946), scoring average, total rebounds (366), rebounding average, double-doubles (22), 30-point game (seven) and 20-and-10 games (12) ... All seven of his 30-point outings were met with 10-plus rebounds ... Top Single-Game Performances: Snagged 15 rebounds to go with a career-high 34 points (12-19 FG, 1-2 3pt, 9-13 FT) in a won over Texas (11/24/17) ... Notched 30 points (10-20 FG, 1-2 3pt, 9-10 FT)and 15 boards in a win against Florida (11/26/17) ... Had a monster 32-point and career-best 21-rebound performance as he went 13-for-17 from the field in a won versus Florida State (12/30/17) ... Knocked down 13 shots on 18 tries for 30 points as he added 14 rebounds versus Viriginia (1/27/18) ... Totaled 33 points (15-23 FG, 2-3 3pt, 1-4 FT) and 17 rebounds in a win versus Notre Dame (3/8/18).

PERSONAL: Born Marvin Bagley III on Mar. 14, 1999 ... Son of Marvin Bagley Jr. and Tracy Bagley ... As a native of Durham, N.C. his father played college football at North Carolina A&T ... Has two brothers, Marcus and Martray ... Loves to write and record music ... Played one season of high school basketball with the 2018 No. 1 pick, Deandre Ayton during 2015-16 ... While living in Los Angeles, he voluntereed at Hoops with Hear, a non-profit benfitting underprivileged youth.

88 | NEMANJA BJELICA

NEH-mahn-yah BYELL-eet-sah

POSITION: Forward
HEIGHT/WEIGHT: 6-10 / 235lbs
YEARS: 4TH NBA season
BEFORE NBA/COUNTRY: Fenerbahce/Turkey
BORN: 5/9/88 (Belgrade, Serbia)

NBA REGULAR SEASON STATISTICS

Year-Team	G	MIN	FGM	FGA	PCT	FG3M	FG3A	PCT	FTM	FTA	PCT	OFF	DEF	TOT	AST	PF	DQ	STL	TO	BLK	PTS	RPG	APG	PPG
15-16 Min.	60	1075	110	235	.468	48	125	.384	40	55	.727	49	161	210	82	154	1	26	47	21	308	3.5	1.4	5.1
16-17 Min.	65	1190	151	356	.424	56	177	.316	45	61	.738	57	187	244	79	154	1	40	59	20	403	3.8	1.2	6.2
17-18 Min.	67	1371	171	371	.461	76	183	.415	36	45	.800	53	221	274	86	141	1	50	52	16	454	4.1	1.3	6.8
TOTALS	**192**	**3636**	**432**	**962**	**.449**	**180**	**485**	**.371**	**121**	**161**	**.752**	**159**	**569**	**728**	**248**	**449**	**3**	**116**	**158**	**57**	**1165**	**3.8**	**1.3**	**6.1**

NBA PLAYOFFS STATISTICS

Year-Team	G	MIN	FGM	FGA	PCT	FG3M	FG3A	PCT	FTM	FTA	PCT	OFF	DEF	TOT	AST	PF	DQ	STL	TO	BLK	PTS	RPG	APG	PPG
17-18-Min.	5	47	7	16	.438	4	7	.571	5	7	.714	4	11	15	3	6	0	3	1	0	23	3.0	0.6	4.6
TOTALS	**5**	**47**	**7**	**16**	**.438**	**4**	**7**	**.571**	**5**	**7**	**.714**	**4**	**11**	**15**	**3**	**6**	**0**	**3**	**1**	**0**	**23**	**3.0**	**0.6**	**4.6**

BJELICA'S CAREER HIGHS

MIN:	45	03/02/18	MIN	@	UTA
FGM:	11	03/08/18	BOS	@	MIN
FGA:	16	03/13/18	MIN	@	WAS
3FGM:	6	03/08/18	BOS	@	MIN
3FGA:	9 (2)	03/08/18	BOS	@	MIN
FTM:	5 (3)	03/30/16	LAC	@	MIN
FTA:	6 (2)	03/30/16	LAC	@	MIN
OREB:	5	03/10/18	GSW	@	MIN
DREB:	11	03/01/18	MIN	@	POR
REB:	14	04/11/16	HOU	@	MIN
AST:	7	03/13/18	MIN	@	WAS
STL:	4	02/26/18	MIN	@	SAC
TO:	4	11/03/16	DEN	@	MIN
BLK:	3	02/24/17	DAL	@	MIN
PTS:	30	03/08/18	BOS	@	MIN

BJELICA'S PLAYOFFS CAREER HIGHS

MIN:	19	04/18/18	MIN	@	HOU
FGM:	5	04/18/18	MIN	@	HOU
FGA:	9	04/18/18	MIN	@	HOU
3FGM:	2 (2)	04/23/18	MIN	@	HOU
3FGA:	4	04/18/18	MIN	@	HOU
FTM:	4	04/18/18	MIN	@	HOU
FTA:	5	04/18/18	MIN	@	HOU
OREB:	2	04/18/18	MIN	@	HOU
DREB:	6	04/18/18	MIN	@	HOU
REB:	8	04/18/18	MIN	@	HOU
AST:	2	04/18/18	MIN	@	HOU
STL:	2	04/18/18	MIN	@	HOU
TO:	1	04/18/18	MIN	@	HOU
BLK:	N/A				
PTS:	16	04/18/18	MIN	@	HOU

TRANSACTIONS/CAREER NOTES: Selected 35th overall by the Washington Wizards in the 2010 NBA Draft ... Acquired by Minnesota from Washington along with the draft rights to Lazar Hayward in exchange for Trevor Booker and Hamady N'diaye (6/24/10) ... Signed a contract with the Timberwolves (7/14/15) ... Agreed to a multi-year deal with the Kings (7/21/18).

NBA CAREER: Averaging 6.1 ppg (.449 FG%, .371 3pt%, .752 FT%), 3.8 rpg, 1.3 apg, 0.6 spg, 0.3 bpg and 18.9 mpg in 192 career games (22 starts) in three seasons with one team: Minnesota Timberwolves (2015-18).

NBA Playoffs: Averaging 4.6 ppg (.7-16 FG, 4-7 3pt, 5-7 FT%), 3.0 rpg, 0.6 apg, 0.6 spg and 9.4 mpg in five career playoffs games with Minnesota.

2017-18 (Minnesota): Averaged 6.8 ppg (.449 FG%, .371 3pt%, .752 FT%), 4.1 rpg, 1.3 apg, 0.7 spg and 20.5 mpg in 67 games (21 starts) ... As a starter, averaged 10.8 ppg (.443 FG%, .416 3pt%, .739 FT%), 6.8 rpg, 2.1 apg, 1.2 spg, 0.3 bpg and 34.0 mpg in 21 starts ... As a reserve, averaged 5.0 ppg (.480 FG%, .415 3pt%, .864 FT%), 2.8 rpg, 0.9 apg, 0.5 spg and 14.3 mpg in 46 games off the bench ... Missed 15 games .. Inactive for three games due to a left mid-foot sprain (11/24/17, 11/26/17, 12/4/17) ... Did not dress in one game due to a left mid-foot sprain (11/28/17) ... Did not play in 11 games due to a left mid-foot sprain (11/29-12/03/17, 12/06-12/23/17) ... Scored in double figures 16 times and 30-plus points in one game .. Notched one double-double ... Led the team in points and rebounds in one game ... Top Single-Game Performances: Notched a near double-double with 18 points on 6-of-13 shooting to go with nine rebounds and four assists in a win at LA Clippers (1/22/18) ... Grabbed a career-best 11 boards on the defensive end to go with a rebound on the offensive glass and scored eight points at Portland (3/1/18) ... Recorded career-highs wtih 30 points on 11-of-16 shooting while knocking down six three-pointers on nine attempts and pulled down 12 rebounds for a double-double vs. Boston (3/8/18) ... Tallied a near triple-double with 17 points, eight rebounds and seven assists while going 7-for-16 from the field in a win at Washington (3/13).

2018 Playoffs: Averaged 4.6 ppg (.7-16 FG, 4-7 3pt, 5-7 FT%), 3.0 rpg, 0.6 apg, 0.6 spg and 9.4 mpg in five games (0 starts) for the Timberwolves.

NEMANJA BJELICA

2016-17 (Minnesota): Averaged 6.2 ppg (.424 FG%, .316 3pt%, .738 FT%), 3.8 rpg, 1.2 apg, 0.6 spg and 18.3 mpg in 65 games (1 start) ... As a starter, totaled 24 points (9-15 FG, 5-8 3pt, 1-1 FT), eight rebounds, three assists and three steals in 41 minutes in one game ... As a reserve, averaged 5.9 ppg (.416 FG%, .302 3pt%, .733 FT%), 3.7 rpg, 1.2 apg, 0.6 spg and 18.0 mpg in 64 games off the bench ... Missed 17 games ... Inactive for two games (12/9/16, 12/11/16) ... Not with team for the final 15 games of the season due to a fractured navicular bone in his left foot (3/17-4/12-17) ... Scored in double-figures in 15 games, including one game with 20-plus points ... Collected 10 or more rebounds in three games ... Notched three double-doubles ... Top Single-Game Performances: In his first career start, notched then career highs when he totaled 24 points on 9-for-15 shooting while hitting 5-of-8 of his shots from beyond the arc to go with eight rebounds and three steals in a career-high 41 minutes in a win vs. L.A. Lakers (11/13/16) ... Posted 17 points and seven rebounds at New York (12/2/16) ... Notched 10 points and 12 rebounds for a double-double in a win at Sacramento (2/27/17) ... Collected 11 rebounds and added 13 points and five assists in a win at Utah (3/1/17) ... Totaled 16 points and nine rebounds as he went 6-for-7 from the field in a win vs. Washington (3/13/17).

2015-16 (Minnesota): Averaged 5.1 ppg (.468 FG%, .384 3pt%, .727 FT%), 3.5 rpg, 1.3 apg, 0.4 spg and 17.9 mpg in 60 games (0 starts) ... Missed 22 games ... Inactive in four games due to a bruised left knee (11/20-11/27) ... Did not play in 11 games due to a right foot strain (2/19-3/8/16) ... Did not play in seven games due to coach's decision (12/26/15,1/6/16, 2/3/16, 2/6/16, 3/16-3-21/16) ... Scored in double figures 14 times ... Grabbed 10-plus rebounds three times ... Recorded three double-doubles ... Top Single-Game Performances: Posted his first career double-double with 17 points, 11 rebounds and five assists in a win at Chicago (11/7/15) ... Tallied 14 points and seven boards as he went 4-for-5 from the field and 5-for-6 from the charity stripe vs. LA Clippers (3/30/16) ... Scored 15 points as he shot 6-for-8 to go with eight rebounds at Utah (4/1/16) ... Notched a double-double with 11 points and 10 rebounds while dishing out five dimes in a win at Portland (4/1/16).

INTERNATIONAL CAREER: Awarded 2014-15 All-Euroleague First Team honors after he averaged 11.5 ppg (.541 FG%, .374 3pt%, .708 FT%), 8.2 rpg, 1.2 apg, 1.0 spg, 0.5 bpg and 26.3 mpg in 63 games (48 starts) for Fenerbahce and helped guide the team to the Euroleague semifinals for the first time in franchise history during the 2014-15 season ... Averaged 9.2 ppg (.487 FG%, .407 3pt%, .810 FT), .6.0 rpg, 2.0 apg, 0.8 spg, 0.5 bpg and 22.2 mpg in 61 games (37 starts) in his first season as a member of Fenerbahce during 2013-14 ... Averaged 6.6 ppg (.444 FG%, .342 3pt%, .682 FT%), 3.8 rpg, 0.9 apg, 0.6 spg and 17.9 mpg in three seasons with Caja Labaral (2010-13) ... Averaged 18.9 ppg and 7.4 rpg in 16 games for Crvena Zvezda of Serbia's KLS league in 16 games during the 2009-10 season ... Averaged 8.5 ppg (.402 FG%, .235 3pt%, .667 FT%), 5.9 rpg, 2.0 apg, 1.0 spg and 23.3 mpg in 12 games (5 starts) for Crvena Zvezda during the Eurocup ... Averaged 4.6 ppg and 2.8 rpg in 11 league games in his first season with Crvena Zvezda during the 2008-09 season ... Averaged 4.8 ppg (.381 FG%, .444 3pt%, .783 FT%), 1.8 rpg, 0.7 apg and 13.9 mpg in 12 games ... A member of the Serbian Senior National Basketball Team since 2009, averaging 7.7 ppg (.479 FG%, .327 3pt%, .767 FT%), 5.1 rpg, 1.5 apg, 0.6 spg and 20.0 mpg in 70 career national team contests ... Did not compete in the 2016 Olympics in Rio de Janeiro due to a right foot injury ... Averaged 13.9 ppg (.561 FG%, .375 3pt%, .840 FT%), 6.6 rpg, 2.7 apg, 0.6 spg and 27.0 mpg in nine games during EuroBasket 2015, his most recent competition with the Serbian national team ... Averaged 11.9 ppg (.432 FG%, .231 3pt%, .816 FT%), 6.9 rpg, 2.8 apg, 0.4 spg 0.4 bpg and 28.6 mpg in nine games during the FIBA World Cup as he helped Serbia to a silver medal finish ... Received a silver medal for Serbia's performance during EuroBasket 2009.



8 | BOGDAN BOGDANOVIC

bog-DONE Bog-dan-ovich

POSITION: Guard

HEIGHT/WEIGHT: 6-6/205

YEARS: 2ND NBA season

BEFORE NBA/COUNTRY: Fenerbahce/Turkey

BORN: 08/18/92 (Belgrade, Serbia)

NBA REGULAR SEASON STATISTICS

Year-Team	G	MIN	FGM	FGA	PCT	FG3M	FG3A	PCT	FTM	FTA	PCT	OFF	DEF	TOT	AST	PF	DQ	STL	TO	BLK	PTS	RPG	APG	PPG
17-18 SAC	78	2175	344	772	.446	129	329	.392	100	119	.840	31	192	223	258	172	0	72	125	16	917	2.9	3.3	11.8
TOTALS	**78**	**2175**	**344**	**772**	**.446**	**129**	**329**	**.392**	**100**	**119**	**.840**	**31**	**192**	**223**	**258**	**172**	**0**	**72**	**125**	**16**	**917**	**2.9**	**3.3**	**11.8**

BOGDANOVIC'S CAREER HIGHS

MIN:	40	03/29/18	IND	@	SAC
FGM:	9 (2)	03/01/18	BKN	@	SAC
FGA:	21	04/03/18	SAC	@	PHX
3FGM:	6	01/17/18	UTA	@	SAC
3FGA:	9 (2)	04/03/18	SAC	@	PHX
FTM:	6 (2)	02/05/18	CHI	@	SAC
FTA:	9	12/01/17	SAC	@	CHI
OREB:	2 (2)	01/17/18	UTA	@	SAC
DREB:	8	03/12/18	SAC	@	OKC
REB:	8	03/12/18	SAC	@	OKC
AST:	10	03/09/18	ORL	@	SAC
STL:	4 (3)	12/26/17	CLE	@	SAC
TO:	5 (3)	01/23/18	SAC	@	ORL
BLK:	2	11/09/17	OKC	@	SAC
PTS:	25	01/17/18	UTA	@	SAC

TRANSACTIONS/CAREER NOTES: Selected 27th overall by Phoenix in the 2014 NBA Draft ... Then was acquired alongside the 13th and 28th picks (Georgios Papagiannis and Skal Labissiere) and a future second-round choice by Sacramento in exchange for the eighth selection in the 2016 NBA Draft.

NBA HONORS/AWARDS: Named to 2017-18 NBA All-Rookie Second Team ... Awarded 2018 Mtn Dew Kickstart Rising Stars Challenge Most Valuable Player ... Selected to Team World for the 2018 Mtn Dew Kickstart Rising Stars Challenge.

2017-18 (Sacramento): Averaged 11.8 ppg (.446 FG%, .392 3pt%, .840 FT%), 2.9 rpg, 3.3 apg, 0.9 spg, 0.2 bpg and 27.9 mpg in 78 games (52 starts) ... As a starter, averaged 11.6 ppg (.424 FG%, .389 3pt%, .857 FT%), 3.0 rpg, 3.2 apg, 0.8 spg, 0.2 bpg and 28.3 mpg in 52 starts ... As a reserve, averaged 12.0 ppg (.494 FG%, .400 3pt%, .816 FT%), 2.5 rpg, 3.5 apg, 1.1 spg, 0.2 bpg and 27.1 mpg in 26 games off the bench ... Amongst rookies, ranked eighth in ppg, eighth in apg, 10th in FG%, fourth in 3pt%, third in FT%, 8th in spg and 10th in mpg ... Missed the first three games of the season due to a right ankle sprain (10/18-10/21) ... Missed one game due to a sore left hamstring (3/19) ... Scored in double-figures 49 times and 20+ points seven times ... Dished out 10 or more assists once ... Led the team in scoring in 11 games and in assists in 16 games ... Top Single-Game Performances: Totaled 14 points and seven assists, five of which were alley-oops to teammate Willie Cauley-Stein in a win versus the Los Angeles Lakers (11/22) ... Scored 12 points, including a game-sealing shot to give the Kings a win at Golden State (11/27) ... Posted 16 points, eight assists and four steals in a victory versus Cleveland (12/27) ... Shot 9-of-11 from the field, including a perfect 6-for-6 from three-point range for a career-high 25 points vs. Utah (1/17) to become just the seventh rookie since 1987 to shoot 1.000 percent from beyond the arc on six or more attempts in a single game ... Notched 22 points(7-11 FG, 3-5 3pt, 5-5 FT) and seven assists in a win versus New York (3/4) ... Went 8-of-21 from the field but finished with 22 points, three rebounds and four assists at Phoenix (4/3) ... Knocked down four shots on 11 attempts, including a game-winning bucket with 1.1 seconds left on the clock in a win at Memphis (4/6).

INTERNATIONAL EXPERIENCE: Played the previous three seasons (2014-17) in Turkey for Fenerbahce where he led the team to both the Euro and Turkish League Championships in 2016-17 ... Averaged 14.6 ppg (.500 FG%, .430 3pt%, .855 FT%), 3.8 rpg, 3.6 apg and 1.12 spg in 27.9 mpg, in 22 games earning All-Euro League First-Team and Turkish Finals MVP honors ... Bogdanovic spent parts of four seasons (2011-14) with Partizan Belgrade, averaging 14.8 ppg (.401 FG%, .370 3pt%, .754 FT%), 3.7 rpg, 3.7 apg and 1.67 spg en route to 2013-14 Euro League Rising Star accolades ... At 21 years of age, he guided Partizan past rival Red Star Belgrade in the league's championship series in route to posting 30.8 ppg, 4.8 rpg and 4.2 apg during the best-of-five series.

OLYMPICS: A member of the silver-medal winning Serbian national team in the 2016 Rio Olympics, Bogdanovic averaged 12.2 ppg, 3.6 rpg and 2.6 apg in eight contests, including a game-high 18 points (7-11 FG, 3-4 3pt, 1-1 FT) to accompany one rebound, five assists and three steals in a quarterfinal victory over Croatia ... Helped guide Serbia into the Games with averages of 17.8 ppg, 5.2 rpg and 6.0 apg during the 2016 FIBA Qualifying Tournament.

PERSONAL: Son of Dragan and Koviljka Bogdanovic.

00 | WILLIE CAULEY-STEIN

POSITION: Center
HEIGHT/WEIGHT: 7-0 / 240lbs
YEARS: 4TH NBA SEASON
BEFORE NBA/COUNTRY: Kentucky, USA
HIGHSCHOOL: Olathe Northweest (Olathe, KS)
BORN: 08/18/93 (Spearville, KS)

NBA REGULAR SEASON STATISTICS

Year-Team	G	MIN	FGM	FGA	PCT	FG3M	FG3A	PCT	FTM	FTA	PCT	OFF	DEF	TOT	AST	PF	DQ	STL	TO	BLK	PTS	RPG	APG	PPG
15-16 SAC	66	1412	191	339	.563	0	2	.000	81	125	.648	134	218	352	37	146	1	47	46	66	463	5.3	0.6	7.0
16-17 SAC	75	1421	255	481	.530	0	2	.000	101	151	.669	85	254	339	80	147	1	53	69	44	611	4.5	1.1	8.1
17-18 SAC	73	2044	388	773	.502	3	12	.250	153	247	.619	131	379	510	172	185	2	77	109	67	932	7.0	2.4	12.8
TOTALS	**214**	**4877**	**834**	**1593**	**.524**	**3**	**16**	**.188**	**335**	**523**	**.641**	**350**	**851**	**1201**	**289**	**478**	**4**	**178**	**224**	**177**	**2006**	**5.6**	**1.4**	**9.4**

CAULEY-STEIN'S CAREER HIGHS

MIN:	42	03/10/17	WAS	@	SAC
FGM:	14	03/23/17	DEN	@	SAC
FGA:	22	03/23/17	DEN	@	SAC
3FGM:	1 (3)	03/11/18	SAC	@	DEN
3FGA:	2	03/25/16	PHX	@	SAC
FTM:	8	03/19/17	SAC	@	SAS
FTA:	10	03/19/17	SAC	@	SAS
OREB:	6 (2)	02/24/18	LAL	@	SAC
DREB:	13	03/26/17	SAC	@	LAC
REB:	16	04/04/17	DAL	@	SAC
AST:	7	03/01/18	BKN	@	SAC
STL:	7	01/06/18	DEN	@	SAC
TO:	4 (2)	01/15/18	SAC	@	OKC
BLK:	5	01/23/18	SAC	@	ORL
PTS:	29	03/23/17	DEN	@	SAC

TRANSACTIONS/CAREER NOTES: An early entry candidate, selected in the first round (6th overall) of the 2015 NBA Draft by the Sacramento Kings after his junior year at University of Kentucky ... Signed to a multi-year contract by the Kings (7/16/15).

NBA CAREER: Averaging 9.4 ppg (.524 FG%, 3-16 3pt, .641 FT%), 5.6 rpg, 1.4 apg, 0.8 spg, 0.8 bpg and 22.8 mpg in 214 career NBA games (118 starts) in three seasons with one team: Sacramento (2015-16 – 2017-18).

NBA HONORS/AWARDS: Named to the 2015-16 NBA All-Rookie Second Team.

2017-18 (Sacramento): Averaged 12.8 ppg (.502 FG%, 3-12 3pt, .619 FT%), 7.0 rpg, 2.4 apg, 1.1 spg, 0.9 bpg and 28.0 mpg in 73 games (57 starts) ... As a starter, averaged 12.4 ppg (.498 FG%, 1-8 3pt, .611 FT%), 6.9 rpg, 2.4 apg, 1.1 spg, 0.9 bpg and 27.9 mpg in 58 games ... As a reserve, averaged 14.3 ppg (.515 FG%, 2-4 3pt, .645 FT%), 7.3 rpg, 2.5 apg, 1.0 spg, 1.0 bpg and 28.4 mpg in 15 games ... Missed nine games ... Inactive in seven games due to a lower back strain (12/6-12/10, 3/3-3/9) ... Inactive in two games due to a right knee bone contusion (1/28, 1/30) ... Collected a team-high 12 double-doubles this season ... Totaled double-figure scoring 47 times and accumulated 11 20-plus point outings ... Secured 10 or more boards in 13 games ... Led the team in scoring 14 times, rebounding 32 times and assists nine times ... Top Single-Game Performances: Notched a team-high 21 points and collected 10 rebounds in his first career opening night start vs. Houston (10/18/17) ... Tallied a double-double with 22 points and 10 rebounds in his first game as a reserve in a win vs. Portland (11/17/17) ... Posted a season-high 26 points on 10-of-14 shooting in a win vs. LA Lakers (11/22) ... Scored 17 points and added four rebounds, two assists and a career-high seven steals falling one shy of tying the franchise single-game steals record in a win vs. Denver (1/6/18) ... Matched his season-high with 26 points, including 13 fourth quarter points to go with 10 rebounds for his seventh double-double of the year vs Utah (1/17/18) ... Scored 21 points going 9-of-18 from the field and added nine rebounds and a career-high five blocks in a win vs. Orlando (1/23/18) ... Totaled 17 points, seven boards and a career-high seven assists in an overtime win vs. Brooklyn (3/1/18) ... Tallied 25 points and 10 rebounds for his 11th double-double going 10-for-20 from the field at San Antonio (4/9/18).

2016-17 (Sacramento): Averaged 8.1 ppg (.530 FG%, 0-2 3pt, .669 FT%), 4.5 rpg, 1.1 apg, 0.6 bpg and 18.9 mpg in 75 games (21 starts) ... Set nine single-game career-highs this season, all after the All-Star break ... As a starter, averaged 13.1 ppg (.505 FG%, .696 FT%), 8.8 rpg, 2.5 apg, 0.8 bpg, 1.1 spg and 31.1 mpg in 21 games ... As a reserve, averaged 6.2 ppg (.551 FG%, 0-2 3pt, .639 FT%) 2.9 rpg, 0.5 apg, 0.5 bpg, 0.5 spg and 14.2 mpg in 54 games ... Missed seven games ... Did not play in seven games due to a coach's decision (11/1, 11/6, 11/23-1/25/16, 1/6,1/8, 1/10/17) ... Finished with a team-high eight double-doubles on the season ... Scored in double-figures 28 times and 20 or more points in two games ... Led the team in scoring in five games, rebounding in 12 games and assists in two games ... Collected 10+ rebounds 10 times and 20+ rebounds once ... After the All-Star break, averaged 12.9 ppg, (.540FG%, .716 FT%), 8.2 rpg, 2.2 apg, 30.9 mpg over 25 games (21 starts) ... Top Single-Game Performances: Scored a game and career-high 29 points going a career-high 14-of-22 from the field and grabbed 10 rebounds to record his first double-double of the season vs. Denver (2/23/17) ... Scored 18 points (5-11 FG, 8-10 FT) to set career-highs in

free-throws made and attempts and added four rebounds and five assists at San Antonio (3/19/17) ... Posted his second double-double of the season with 20 points and 13 rebounds while playing a career-high 42 minutes in an OT loss vs. Washington (3/10/17) ... Notched his third double-double of the year with 14 points and 11 rebounds while setting thencareer-highs in blocks and steals with four respectively in a win at Phoenix (3/15/17) ... Blocked four shots to tie his career and season-high and posted 10 points (5-10 FG, 0-1 FT), eight boards and two assists vs. Milwaukee (3/22/17) ... Totaled eight points and a career-high 13 defensive boards, 14 total, two steals and one block at LA Clippers (3/26/17) ... Collected a career-high 16 total rebounds and added 12 points (6-12 FG) for his sixth double-double of the year vs. Dallas (4/4/17)... Dished out a then career-high six assists and tallied 19 points (9-18 FG, 1-1 FT) and 14 rebounds for his eighth double-double of the season at LA Clippers (4/12/17).

2015-16 (Sacramento): Named to the NBA All-Rookie Second Team after averaging 7.0 ppg (.563 FG%, 0-2 3pt, .648 FT%), 5.3 rpg, 0.6 apg, 1.0 bpg and 21.4 mpg in 66 games (39 starts) ... As a starter, averaged 7.1 ppg (.556 FG%, .671 FT%), 6.1 rpg, 0.7 apg, 1.2 bpg, 24.1 mpg in 39 games ... As a reserve, averaged 7.0 ppg (.574 FG%, .605 FT%), 4.2 rpg, 0.4 apg, 0.7 bpg, 17.4 mpg in 27 games ... Missed 12 games due to a right index finger open dislocation (12/5-12/30/15) suffered in the fourth quarter vs. Boston in Mexico City (12/3/15)... Missed two games (1/5/16, 1/7/16) due to a right middle finger laceration - needed three stitches after suffering injury at Oklahoma City (1/4/16) ... Missed two games due to flu-like symptoms (3/18/16, 3/20/16)... Scored in double-figures in 20 games and 20 or more points in two games ... Grabbed 10 or more rebounds in five games ... Recorded three double-doubles ... Led team in scoring in one game and rebounds in five ... Top Single-Game Performances: Recorded 17 points (7-8 FG, 3-5 FT), nine rebounds, one assist, one steal and three blocks in 30 minutes in first career start and second NBA game vs. L.A. Lakers (10/31/15) ... Tallied first career double-double with 12 points (5-8 FG, 2-4 FT) and 10 rebounds to go along with one assist, two steals and two blocks in 29 minutes in a win at L.A. Lakers (1/20/16) ... Scored a career-high 26 points (11-19 FG, 0-2 3pt, 4-6 FT) and recorded six rebounds, three steals and two blocks in 29 minutes vs. Phoenix (3/25/16) ... Tallied a game-high 21 points (8-11 FG, 5-5 FT), seven rebounds and two assists in 28 minutes off the bench in a win vs. Dallas (3/27/16) .... Became first Kings rookie to score 20 or more points in two straight games off the bench since Walt Williams had three straight 20-point games during the 1992-93 season ... Recorded third double-double of the season with 13 points (6-12 FG, 1-2 FT) and game-high and career-high 14 rebounds and tallied two assists and one steal in 33 minutes off the bench at Portland (3/28/16).

COLLEGE (Kentucky 2012-2015): Earned Consensus First Team All-American and Southeastern Conference Defensive Player of the Year honors as a junior in 2014-15 ... Finished his Wildcat career as the only player in school history to record at least 500 rebounds, 200 blocks and 100 steals ... Ranks second all-time in the UK record books with 233 blocked shots ... As a Wildcat, averaged 8.0 ppg, 6.2 rpg, 2.2 bpg in 105 career games (started 70) in three seasons ... Averaged 8.9 ppg (.572 FG%, .617 FT%), 6.4 rpg and 1.8 bpg in 39 contests for the Wildcats in 2014-15 ... Other honors include: 2015 NABC National Defensive Player of the Year, 2015 NBC Sports National Defensive Player of the Year, 2015 AP All-America First Team, 2015 USBWA All-America First Team, 2015 NABC All-America First Team, 2015 Rupp Award All-America, 2015 Sporting News All-America First Team, 2015 USA Today All-America First Team, 2015 NCAA Tournament Midwest Region All-Tournament Team, 2015 SEC Tournament MVP, 2015 SEC All-Tournament Team, 2015 All-SEC First Team ... Helped Kentucky, the 2014-15 SEC regular-season and tournament champion, to become the first Division I team to reach the Final Four with an undefeated record (39-0) since UNLV in 1991.

3 | YOGI FERRELL

POSITION: Guard
HEIGHT/WEIGHT: 6-0 / 180lbs
YEARS: 3RD NBA SEASON
BEFORE NBA/COUNTRY: Indiana, USA
HIGH SCHOOL: Park Tudor HS (Indianapolis, IN)
BORN: 5/9/93 (Greenfield, IN)

NBA REGULAR SEASON STATISTICS

Year-Team	G	MIN	FGM	FGA	PCT	FG3M	FG3A	PCT	FTM	FTA	PCT	OFF	DEF	TOT	AST	PF	DQ	STL	TO	BLK	PTS	RPG	APG	PPG
16-17BKN-DAL	46	1197	160	394	.406	68	176	.386	74	89	.831	20	91	111	172	90	0	42	70	9	462	2.4	3.7	10.0
17-18 DAL	82	2281	311	730	.426	134	359	.373	82	103	.796	26	223	249	201	153	0	64	78	9	838	3.0	2.5	10.2
TOTALS	**128**	**3479**	**471**	**1124**	**.419**	**202**	**535**	**.378**	**156**	**192**	**.813**	**46**	**314**	**360**	**373**	**243**	**0**	**106**	**148**	**18**	**1300**	**2.8**	**2.9**	**10.2**

FERRELL'S CAREER HIGHS

MIN:	43	01/13/18	LAL	@	DAL
FGM:	11	02/03/17	DAL	@	POR
FGA:	17	02/03/17	DAL	@	POR
3FGM:	9	02/03/17	DAL	@	POR
3FGA:	11	02/03/17	DAL	@	POR
FTM:	7	10/20/17	SAC	@	DAL
FTA:	8	10/20/17	SAC	@	DAL
OREB:	3 (2)	01/09/18	ORL	@	DAL
DREB:	10	12/16/17	DAL	@	SAS
REB:	11	02/03/17	DAL	@	POR
AST:	12	03/17/18	DAL	@	BKN
STL:	4 (2)	02/23/18	DAL	@	LAL
TO:	4	10/20/17	SAC	@	DAL
BLK:	1 (18)	04/06/18	DAL	@	DET
PTS:	32	02/03/17	DAL	@	POR

TRANSACTIONS/CAREER NOTES: Went undrafted out of Indiana in the 2016 NBA Draft ... Signed by Brooklyn from their G League affiliate, the Long Island Nets (11/9/16) ... Waived by Brooklyn (12/8/17) ... Signed a 10-day contract with Dallas (1/28/17) ... Agreed to a multi-year deal with Dallas (2/7/17) ... Signed a contract with Sacramento (7/23/18).

NBA CAREER: Averaging 10.2 ppg (.419 FG%, .378 3pt%, .813 FT%), 2.8 rpg, 2.9 apg, 0.8 spg and 27.2 mpg in 128 games (50 starts) in two seasons with two teams: Brooklyn (2016-17) and Dallas (2016-17, 2017-18).

NBA AWARDS/HONORS: Named to the 2016-17 All-Rookie second team ... Earned Rookie of the Month honors for February 2017.

2017-18 (Dallas): Averaged 10.2 ppg (.426 FG%, 373 3pt%, .796 FT%), 3.0 rpg, 2.5 apg, 0.8 spg and 27.8 mpg in 82 games (21 starts) ... As a starter, averaged 12.0 ppg (.443 FG%, .421 3pt%, .909 FT%), 3.9 rpg, 2.9 apg, 0.8 mpg and 33.3 mpg in 21 starts ... As a reserve, averaged 9.6 ppg (.419 FG%, .353 3pt%, .765 FT%), 2.8 rpg, 2.3 apg, 0.8 spg and 25.9 mpg in 61 games off the bench ... Scored in double-figures in 40 games and 20 or more points in five contests ... Grabbed 10 or more rebounds two times and dished out 10+ assists once ... Collected three double-doubles ... Led team in scoring in three games, rebounds in four outings and assists nine times... Top Single-Game Performances: Posted 17 points, 11 rebounds and six assists for his first double-double of the season at San Antonio (12/16/17) ... Took all his shots from three-point range going 7-of-10 for 22 points (1/10/18) ... Totaled 20 points on 7-of-14 shooting to go with five boards and three steals at Houston (2/11/18) ... Scored a season-high 24 points as he shot 9-of-11 from the field and 6-for-7 from three-point range in a win at Denver (3/6/18) ... Dished out 12 assists while adding 12 points and five rebounds at Brooklyn (3/17/18).

2016-17 (Brooklyn/Dallas): Averaged 10.0 ppg (.406 FG%, .386 3pt%, .831 FT%), 2.4 rpg, 3.7 apg, 0.9 spg and 26.0 mpg in 46 games (29 starts) ... As a starter, averaged 12.0 ppg (.400 FG%, .379 3pt%, .884 FT%), 2.7 rpg, 4.6 apg, 1.1 spg and 30.8 mpg in 29 starts ... As a reserve, averaged 7.2 ppg (.423 FG%, .404 3pt%, 13-20 FT), 1.9 rpg, 2.2 apg, 0.5 spg and 18.3 mpg in 17 games off the bench ... Finished the season ranked fifth in scoring, second in assists, fifth in three-point field goal percentage, fifth in free throw percentage and third in steals amongst rookies ... Missed four games ... Did not play in three games due to a coach's decision (11/29/16, 12/3/16, 12/7/16) ... Inactive in one game (12/5/16) ... Top Single-Game Performances: Tallied career-highs with 32 points on 11-of-17 shooting, including a career-best nine treys just four games into his 10-day contract in a win at Portland (2/3/17) ... Posted 11 points and nine assists at Atlanta (3/1/17) ... Posted 16 points and seven assists in a win vs. Los Angeles (3/7/17) ... Notched 21 points, four rebounds and four assists at Phoenix (4/9/17).

G League: Averaged 18.7 ppg (.422 FG%, .398 3pt%, .903 FT%), 2.9 rpg, 5.8 apg, 1.6 and 35.7 mpg in 18 games (18 starts) for the Long Island Nets, Brooklyn's G-League affiliate during the 2016-17 season.

COLLEGE (Indiana 2012-2016): Averaged 14.5 ppg (.432 FG%, .399 3pt%, .830 FT%), 3.2 rpg, 4.6 apg, 0.8 spg and 32.8 mpg in 137 games (137 starts) ... Finished his Hoosier career ranked first in assists (633), second in three-pointers made (272) and sixth in points in Indiana annals ... The only player in school history to lead the team in assists for four years ... IU's all-time leader

in games played and started ... Holds the school record with 68 consecutive games with a three-pointer ... Led the Hoosiers to three NCAA Tournament appearances (2013, 2015, 2016), including two Sweet 16 berths (2013, 2016) ... Earned NCAA AP All-America honors during his senior season after he averaged 17.3 ppg (.458 FG%, .420 3pt%, .829 FT%), 3.8 rpg, 5.6 apg, 1.1 spg and 34.7 mpg in 35 games (35 starts) ... Awarded All-America Second Team honors from Sporting News and USA Today while joining the All-America Third Team for CBS Sports ... Also made the Wendy's Wooden Award All-American team ... Named unanimously to First Team All-Big Ten and also honored on the Big Ten All-Defensive team ... Scored a career-high 38 points (12-18 FG, 4-8 3pt, 10-10 FT) and added five rebounds and five assists vs. IPFW (12/9/15) ... Totaled 30 points as he went 12-for-20 from the field and 5-of-6 from three-point range and collected seven rebounds and two steals at Rutgers (12/30/15) ... Recorded his first career double-double with 20 points and 10 rebounds against Chattanooga in the first round of the NCAA Tournament (3/17/16) ... As a junior, averaged 16.3 ppg (.439 FG%, .416 3pt%, .860 FT%), 3.2 rpg, 4.9 apg, 0.7 spg and 34.9 mpg in 34 games (34 starts) ... Named to First Team All-Big Ten ... Notched 27 points, seven assists and four rebounds vs. EWU (11/24/14) ... Scored a season-high tying 27 points going 9-for-15 from the field and knocking down five three-pointers against Georgetown at Madison Square Garden (12/27/14) ... As a sophomore, averaged 17.3 ppg (.413 FG%, .400 3pt%, .824 FT%), 3.0 rpg, 3.9 apg, 0.8 spg and 33.8 mpg in 32 games (32 starts) ... Received second team All-Big ten accolades ... Posted 26 points (8-11 FG, 5-7 3pt, 5-7 FT), six assists and three rebounds vs. Samford (11/15/13) ... Tallied a season-high 30 points to go with five boards and four asssists as Illinois (12/31/13) ... As a freshman, averaged 7.6 ppg (.403 FG%, .303 3pt%, .798 FT%), 2.8 rpg, 4.1 apg, 0.8 spg and 28.1 mpg in 36 games (36 starts) ... Collected 19 points, five assists, one steal and a block vs. Iowa (3/2/13).

PERSONAL: Full name is Kevin Ferrell Jr, son of Kevin Ferrell Sr. and Lydia Ferrell ... His mother nicknamed him "Yogi" as a child because he was always eating like the cartoon character Yogi Bear ... Has one brother and two sisters ... Rated as the No.19 player and No. 2 point guard of his class by Rivals.com, No. 32 player and No. 3 point guard by Scout.com and the No. 24 prospect and No. 3 point guard in the ESPNU 100 at the conclusion of his senior year ... Averaged 18.5 points, 3.1 rebound and 6.6 assists as he led Park Turdor to a 26-2 record and a second straight state championship ... Tied the state championship game assists record with 12 while he added 17 points and nine rebounds ... A participant in the 2012 MCDonald's All-American Game ... 2012 Indiana Mr. Basketball runner-up behind Denver Nuggets guard Gary Harris ... Also led Park Tudor to a state title during the 2010-11 season and a runner-up finish for the 2009-10 season ... Played AAU for Indiana Elite ... His twitter handle is @YogiFerrell11.

5 | DE'AARON FOX

POSITION: Guard
HEIGHT/WEIGHT: 6-3 / 175lbs
YEARS: 2ND NBA SEASON
BEFORE NBA/COUNTRY: Kentucky, USA
HIGH SCHOOL: Cypress Hills HS (Cypress Hills, TX)
BORN: 12/20/97 (New Orleans, LA)

NBA REGULAR SEASON STATISTICS

Year-Team	G	MIN	FGM	FGA	PCT	FG3M	FG3A	PCT	FTM	FTA	PCT	OFF	DEF	TOT	AST	PF	DQ	STL	TO	BLK	PTS	RPG	APG	PPG
17-18 Sac.	73	2026	328	797	.412	47	153	.307	141	195	.723	33	171	204	320	163	1	70	173	20	844	2.8	4.4	11.6
TOTALS	**73**	**2026**	**328**	**797**	**.412**	**47**	**153**	**.307**	**141**	**195**	**.723**	**33**	**171**	**204**	**320**	**163**	**1**	**70**	**173**	**20**	**844**	**2.8**	**4.4**	**11.6**

FOX'S CAREER HIGHS

MIN:	39	04/03/18	SAC	@	PHX
FGM:	10	03/01/18	BKN	@	SAC
FGA:	18 (2)	04/01/18	SAC	@	LAL
3FGM:	6	01/28/18	SAC	@	SAS
3FGA:	6	01/28/18	SAC	@	SAS
FTM:	7	02/09/18	POR	@	SAC
FTA:	9	02/09/18	POR	@	SAC
OREB:	3	01/30/18	SAC	@	NOP
DREB:	7	04/03/18	SAC	@	PHX
REB:	9	04/03/18	SAC	@	PHX
AST:	10 (4)	03/12/18	SAC	@	OKC
STL:	4 (2)	03/17/18	SAC	@	UTA
TO:	7	12/10/17	TOR	@	SAC
BLK:	4	12/01/17	SAC	@	CHI
PTS:	26	01/28/18	SAC	@	SAS

TRANSACTIONS/CAREER NOTES: An early entry candidate, selected in the first round (5th overall) of the 2017 NBA Draft by the Sacramento Kings after his lone season at the University of Kentucky ... Signed to a multi-year contract with the Kings (7/7/17).

2017-18 (Sacramento): Averaged 11.6 ppg (.412 FG%, .307 3pt%, .723 FT%), 2.8 rpg, 4.4 apg, 1.0 spg, 0.3 bpg and 27.7 mpg in 73 games (61 starts) ... As a starter, averaged 11.6 ppg (.414 FG%, .319 3pt%, .724 FT%), 2.7 rpg, 4.3 apg, 1.0 spg and 28.1 mpg in 61 games ... As a reserve, averaged 11.6 ppg (.400 FG%, 4-18 3pt, .719 FT%), 3.3 rpg, 5.0 apg, 0.8 spg and 26.1 mpg in 12 games off the bench ... Hit three game-winning or game-tying shots in the final 10 seconds of regulation, which tied with four other payers for the most this season ... Ranked fifth in assists, ninth in points and seventh in steals among fellow rookies ... Selected to compete for the U.S. Team during the 2018 Mtn Dew Kickstart Rising Stars Challenge .. Missed nine games ... Inactive for two games due to a right quadriceps contusion(12/17/17, 12/20/17) ... Inactive in five games due to a right quadriceps muscle partial tear (12/23-12/31/17) ... Inactive in one game due to conjunctivitus (2/22/18) ... Inactive in one game due to a lower back strain (3/9/18) ... Scored in double-figures in 48 games and 20-plus points in five outings ... Collected 10 or more assists in four games ... First Kings rookie with five-plus assists in seven of his first 10 games in the NBA since Bobby Hurley during the 1993-94 season ... Tallied three double-doubles ... First Sacramento rookie since Willie Cauley-Stein to notched three double-doubles in his first season ... Led the team in scoring nine times, rebounds one time and assists 25 times ... Top Single-Game Performances: Recorded 10 assists just two games into the season at Dallas (10/20/17) making him one of three players in franchise history to have 10-plus assists in their first or second career game (Oscar Robertson, 1; Phil Ford, 2) ... Fox is only the second player aside from Tim Frazier to record 10+ assists as a rookie in career game no. 1 or 2 ... Knocked down the go-ahead basket with 14.1 to go in the fourth quarter for 11 points while adding seven assists in a win vs Philadelphia (11/9/17), which made him the youngest player over the span of 2013-18 to make a game-winner in the final 30 ticks of the fourth quarter or overtime ... Returned from a five-game hiatus due to injury and posted 17 points on a career-high 6-of-8 from the charity stripe to go with three boards and four assists vs. Charlotte (1/2/18) ... Recorded his first career double-double with 11 points and a career-high tying 10 assists vs. San Antonio (1/8/18) ... Went a perfect 6-of-6 from beyond the arc and 8-for-15 from the field and added four free throws for a career-high 26 points at San Antonio (1/28/18) ... Totaled 23 points going 8-of-16 from the field and added six free throws and three steals, including 14 points in the first quarter alone at Minnesota (2/11/18) ... Knocked down a career-high 10 shots on 17 tries for 21 points to go with three steals and two blocks in an overtime win vs. Brooklyn (3/1/18) ... Totaled 20 points, including his fourth game-tying or go-ahead bucket this season in an overtime win vs. Miami (3/14/18).

COLLEGE (Kentucky 2016-17): As a freshman, averaged 16.7 ppg (.479 FG%, .246 3pt%, .736 FT%), 4.6 apg, 4.0 rpg, 1.5 spg and 29.6 mpg in 36 games (34 starts) in his lone season with the 2016-17 Kentucky Wildcats ... His assist average paced the SEC and was 11th best among freshmen nationally ... Named Third Team All-American by CBS Sports, USA Today, and ESPN, while receiving Honorable Mention by AP ... Chosen to the All-SEC First Team and SEC All-Freshman Team by the AP and coaches ... Awarded MVP Honors for the SEC Tournament after averaging 22.0 ppg (.618 FG%, 3-5 3pt, .700 FT%), 2.7 apg, and 3.7 rebounds en route to UK's third consecutive crowning as 2017 SEC Tournament champions ... An NCAA Tournament All-South Region Team selection after he averaged 21.3 ppg (.500 FG%, .286 3pt%, .778 FT%) during Kentucky's Elite Eight run ... Set a school

record for most assists in a college debut with 12 assists to go along with 12 points for his first double-double vs. Stephen F. Austin State (11/16/16) ... Posted the second triple-double in UK history after he recorded 14 points, 11 rebounds and 10 assists vs. Arizona State (11/28/16) ... Totaled 20 points and nine assists vs. UCLA (12/3/16) ... Notched his third double-double of the season with 24 points and 10 assists vs. North Carolina (12/17/16) ... Recorded 14 points in the final 4:36 of regulation, 16 total, in a win at Georgia (2/18/17) ... Scored 28 points in the SEC tournament seminfinals, the most by a UK freshman in SEC Tournament history, including nine straight points and 12 of the team's final 17 vs. Alabama (3/11/17) ... In the Sweet 16 scored a career-high 39 points, the most scored by a freshman in a NCAA tournament game as well as a 2017 tournament-high in a rematch vs. UCLA (3/24/17).

PERSONAL: Mother, Lorraine Harris-Fox, played basketball at Arkansas-Little Rock from 1986-88.

32 | WENYEN GABRIEL

TWO-WAY

WHEN-yin

POSITION: Forward

HEIGHT/WEIGHT: 6-9 / 213lbs

YEARS: Rookie

BEFORE NBA/COUNTRY: Kentucky, USA

HIGH SCHOOL: Wilbraham & Monson Academy (Wilbraham, MA)

BORN: 3/26/97 (Khartoum, Sudan)

COLLEGE STATISTICS

Year-Team	G	MPG	FGM	FGA	PCT	FG3M	FG3A	PCT	FTM	FTA	PCT	RPG	APG	SPG	BPG	PTS	PPG
16-17 UK	38	17.7	60	148	.471	20	63	.317	34	55	.618	4.8	0.7	0.3	0.9	174	4.6
17-18 UK	37	23.1	87	197	.495	42	106	.396	35	56	.625	5.4	0.6	0.8	1.1	251	6.8
TOTALS	**75**	**20.3**	**147**	**345**	**.483**	**62**	**169**	**.367**	**69**	**111**	**.622**	**5.1**	**0.6**	**0.5**	**1.0**	**425**	**5.7**

TRANSACTIONS/CAREER NOTES: An early entry candidate who went undrafted out of Kentucky during the 2018 NBA Draft ... Signed a two-way contract with Sacramento (7/31/18).

SUMMER LEAGUE (California Classic/Las Vegas): Averaged 1.0 ppg (1-2 FG), 0.7 rpg and 4.7 mpg in three games during the 2018 California Classic ... Averaged 6.8 ppg (.390 FG%), 5.6 rpg, 0.6 apg, 0.8 spg, 0.6 bpg and 16.4 mpg in five games during the 2018 Las Vegas Summer League.

COLLEGE (Kentucky 2016-18): Averaged 5.7 points (.426 FG%, .367 3pt%, .622 FT%), 5.1 rebounds, 0.6 assists, 0.5 steals, 1.0 blocks and 20.4 minutes per game in 75 games (30 starts) over two seasons at the University of Kentucky ... As a sophomore, averaged 6.8 ppg (.442 FG%, .396 3pt%, .625 FT%), 5.4 rpg, 0.6 apg, 0.8 spg, 1.1 bpg and 23.1 mpg in 37 games (7 starts) ... Scored 16 points with three 3-pointers and six boards versus UCLA (12/23/17) ... Notched a career-high tying 23 points after he knocked down seven shots from beyond the arc to go with a career-high tying three blocks versus Alabama in the SEC Tournament semifinals (3/10/18) ... His seven three-pointers set a UK school records and SEC tournament record for the most treys without a miss ... Recorded his first double-double of the season with 16 points going 5-of-11 from the field, including 3-for-5 from three-point range and added season-high 12 rebounds versus Buffalo (3/17/18) ... As a freshman, averaged 4.6 ppg (.405 FG%, ..317 3pt%, .618 FT%), 4.8 rpg, 0.7 apg, 0.3 spg, 0.9 bpg and 17.7 mpg in 38 games (23 starts) ... Notched his lone double-double of the season with 10 points and 10 boards in a win vs. Cleveland State (11/23/16) ... Grabbed a career-high 16 rebounds to go with six points, two blocks and one steal in a win vs. Auburn (1/14/17) ... Set his career-high in points with 23 points and eight rebounds in a win vs. LSU (2/7/17).

PERSONAL: A native of Khartoum, Sudan ... Son of Rebecca Gak and Makuar Gob ... Has a sister Karima who played basketball as Boston College ... Chose jersey no. 32 in college in honor of a cousin who passed away when he was younger ... Enjoys watching anime as a hobby outside of basketball.

20 | HARRY GILES III

POSITION: Forward-Center
HEIGHT/WEIGHT: 6-10 / 240lbs
YEARS: Rookie
BEFORE NBA/COUNTRY: Dukey, USA
HIGH SCHOOL: Oak Hill Academy (Mouth of Wilson, VA)
BORN: 4/22/98 (Winston Salem, NC)

COLLEGE STATISTICS

Year-Team	G	MPG	FGM	FGA	PCT	FG3M	FG3A	PCT	FTM	FTA	PCT	RPG	APG	SPG	BPG	PTS	PPG
16-17 Duke	26	11.5	45	78	.577	0	0	.000	12	24	.500	3.8	0.3	0.3	0.7	102	3.9
TOTALS	**26**	**11.5**	**45**	**78**	**.577**	**0**	**0**	**.000**	**12**	**24**	**.500**	**3.8**	**0.3**	**0.3**	**0.7**	**102**	**3.9**

TRANSACTIONS/CAREER NOTES: An early entry candidate, selected in the first round (20th overall) of the 2017 NBA Draft by the Portland Trail Blazers out of Duke (6/22/17) ... Draft rights acquired by the Kings along with draft rights to Justin Jackson (15th overall) from the Portland Trail Blazers in exchange for the draft rights to Zach Collins (10th overall) on the night of the Draft (6/22/17) ... Signed a multi-year contract with the Kings (7/6/17).

2017-18 (Sacramento): Inactive in every game during the 2017-18 season due to bi-lateral knee rehabilitation.

SUMMER LEAGUE (California Classic/Las Vegas): Averaged 9.3 ppg (13-27 FG), 6.0 rpg, 0.3 apg, 1.7 spg, 1.0 bpg and 33.0 mpg in three games during the 2018 California Classic ... Averaged 10.8 ppg (20-48 FG), 7.0 rpg, 1.5 apg, 1.5 spg and 22.8 mpg in four games during the 2018 Las Vegas Summer League.

KINGS: First time since the 1993 NBA Draft the Kings acquired an entrant from Duke on draft night ...The last former Blue Devil Sacramento acquired on draft night was Bobby Hurley, who the team selected with the 7th overall pick ... In franchise history, the Kings have selected four other players out of Duke University with Jim Newcombe being the first after the Cinncinati Royals drafted him in the 14th round with the 84th overall pick in the 1958 NBA Draft.

COLLEGE (Duke 2016-17): As a freshman, averaged 3.9 ppg (.577 FG%, 12-24 FT), 3.8 rpg, 0.7 bpg, and 11.5 mpg in 26 games (6 starts) ... Sat out the first 11 games of the season after having arthroscopic surgery on his left knee in October ... Ranked fourth among ACC players with at least 150 minutes played on the season in rebound sper 40 minutes (13.3) ... Made his Blue Devils debut vs. Tennesse State (12/19/16) ... Posted four points and eight rebounds in 13 minutes in the ACC opener vs. Virgina Tech (12/31/16) ... Scored 10 points along with a team-high 12 boards to record his lone double-double of the season vs. Georgia Tech (1/4/17) ... Notched double-figure scoring for the second time after matching his season-high 12 points (5-8 FG, 2-3 FT) vs. Boston College (1/9/17) ... Blocked two shots, totaled seven points (3-5 FG, 1-4 FT) and added six rebounds vs. Louisville (1/14/17) ... Back in his hometown, had six points (3-5 FG) and five rebounds in a win at Wake Forest ... Grabbed a team-high eight boards, including five offensive rebounds, to go along with two points at Miami (2/25/17) ... Tied a team-high with seven rebounds while posting six points and four blocks in just 15 minutes in an ACC Tournament semifinals win over eventual NCAA Tournament winner, North Carolina ... Recorded four points (2-2 FG) and four boards in just 10 minutes of play in Duke's ACC Tournament Championship win vs. Notre Dame.

PERSONAL: Played for Chris Paul's AAU team ... His father, Harry, played football and basketball at Winston-Salem State.

24 | BUDDY HIELD

POSITION: Guard
HEIGHT/WEIGHT: 6-4 / 214lbs
YEARS: 3RD NBA SEASON
BEFORE NBA/COUNTRY: Oklahoma, USA
HIGH SCHOOL: Sunrise Christian Academy (Wichita, KS)
BORN: 12/17/93 (Freeport, Bahamas)

NBA REGULAR SEASON STATISTICS

Year-Team	G	MIN	FGM	FGA	PCT	FG3M	FG3A	PCT	FTM	FTA	PCT	OFF	DEF	TOT	AST	PF	DQ	STL	TO	BLK	PTS	RPG	APG	PPG
16-17 NO-Sac.	82	1888	327	767	.426	148	379	.391	64	76	.842	35	233	268	121	115	0	38	101	9	866	3.3	1.5	10.6
17-18 Sac.	80	2024	416	933	.446	176	408	.431	71	81	.877	55	252	307	155	148	0	85	124	22	1079	3.8	1.9	13.5
TOTALS	**162**	**3912**	**743**	**1700**	**.437**	**148**	**379**	**.412**	**64**	**76**	**.860**	**90**	**486**	**576**	**276**	**263**	**0**	**123**	**225**	**31**	**1945**	**3.6**	**1.7**	**12.0**

HIELD'S CAREER HIGHS

MIN:	37 (2)	04/12/17	SAC	@	LAC
FGM:	12	04/11/17	PHX	@	SAC
FGA:	20	04/11/17	PHX	@	SAC
3FGM:	7	11/25/17	LAC	@	SAC
3FGA:	11	03/07/18	NOP	@	SAC
FTM:	4 (6)	01/15/18	SAC	@	OKC
FTA:	5 (2)	03/22/17	MIL	@	SAC
OREB:	4	02/24/18	LAL	@	SAC
DREB:	8	02/22/18	OKC	@	SAC
REB:	9	02/22/18	OKC	@	SAC
AST:	7 (2)	03/16/18	SAC	@	GSW
STL:	5	10/23/17	SAC	@	PHX
TO:	6	12/10/17	SAC	@	TOR
BLK:	2 (3)	03/12/18	SAC	@	OKC
PTS:	30	04/11/17	PHX	@	SAC

TRANSACTIONS/CAREER NOTES: Selected in the first round (6th overall) of the 2016 NBA Draft by the New Orleans Pelicans out of the University of Oklahoma ... Acquired by the Kings from New Orleans along with Tyreke Evans, Langston Galloway, a 2017 first round pick (10th overall) and a 2017 second round pick for DeMarcus Cousins and Omri Casspi (2/20/17).

NBA HONORS/AWARDS: Named to the 2016-17 NBA All-Rookie First Team ... Earned Rookie of the Month honors in December 2016 and March 2017.

NBA CAREER: Averaging 12.0 ppg (.437 FG%, .412 3pt%, .860 FT%), 3.6 rpg, 1.7 apg, 0.8 spg and 24.1 mpg in 162 career games (67 starts) in two seasons with two teams: New Orleans (2016-17) and Sacramento (2016-18).

2017-18 (Sacramento): Averaged 13.5 ppg (.446 FG%, .431 3pt%, .877 FT%), 3.8 rpg, 1.9 apg, 1.1 spg and 25.3 mpg in 80 games (13 starts) ... As a starter 12.5 ppg (.394 FG%, .362 3pt%, .923 FT%), 3.6 rpg, 1.6 apg, 0.9 spg and 25.6 mpg in 13 starts ... As a reserve, averaged 13.7 ppg (.457 FG%, .445 3pt%, .868 FT%), 3.9 rpg, 2.0 apg, 1.1 spg and 25.3 mpg in 67 games off the bench ... Ranked ninth in three-point field goal percantage among league leaders ... Competed for the World Team during the 2018 Mtn Dew Kickstart rising Stars Challenge at All-Star Weekend ... Participated in the 2018 Taco Bell Skills Challenge ... Missed two games ... Inactive in two games due to a right ankle sprain (11/18, 11/20) ... Scored 10+ points in 60 games and 20 or more in 13 contests ... Recorded five steals in one game ... Led the team in scoring 14 times, rebounds six times and assists seven times ... Top Single-Game Performances: Scored 14 points and snagged a career-high five steals in the third quarter to fall one steal shy of the franchise quarter steals record at Phoenix (10/23) ... Went 7-for-9 from beyond the arc setting his career-high in three-pointers made for 27 points, including 16 in the final quarter alone vs. LA Clippers (11/25/17) ... Notched 19 points as he went 8-of-13 from the field and grabbed a career-high eight defensive rebounds and totaled a career-best nine total rebounds vs. Oklahoma City (2/22/18) ... Posted 24 points on 9-of-16 shooting and grabbed six rebounds to go with three steals in a win vs. Miami (3/14/18).

2016-17 (New Orleans/Sacramento): An NBA All-Rookie First Team selection after he averaged 10.6 ppg (.426 FG%, .391 3pt%, .842 FT%), 3.3 rpg, 1.5 apg, 0.5 spg, 0.1 bpg and 23.0 mpg in 82 games (55 starts) ... Scored 10+ points 45 times, 20 or more points in six games and 30+ once ... Received 63 First Team votes and 28 Second Team votes to become the first Kings rookie to make the All-Rookie First Team since DeMarcus Cousins' 2010-11 rookie campaign ... Paced all rookies in three-pointers made (148) ... Ranked third in scoring and fourth in three-point field goal percentage amongst qualified rookies.

2016-17 (Sacramento): Averaged 15.1 ppg (.480 FG%, .428 3pt%, .814 FT%), 4.1 rpg, 1.8 apg, 0.8 spg, 0.1 bpg and 29.1 mpg in 25 games (18 starts) ... As a starter, averaged 16.0 ppg (.470 FG%, .407 3pt%, 24-30 FT), 4.6 rpg, 2.2 apg, 0.8 spg, 0.1 bpg and 31.2 mpg in 18 games ... As a reserve, averaged 12.9 ppg (.516 FG%, .500 3pt%, 11-13 FT), 2.9 rpg, 0.7 apg, 0.9 spg, and 23.6 mpg in seven games ... Awarded Western Conference Rookie of the Month for March after leading West rookies in scoring for the month ... Averaged 14.1 ppg (.483 FG%, .425 3pt%, 21-25 FT), 4.1 rpg, 1.8 apg, 0.9 spg, 0.1 bpg, and 28.2 mpg in 16 games (12 starts) over the course of March ... Scored 10+ points in 23 games, 20+ in four games and 30+ in one game ... Led the team

in scoring seven times ... Top Single-Game Performances: Recorded 16 points (6-10 FG, 1-3 3pt, 3-3 FT) and six rebounds in a win during his Kings debut vs. Denver (2/23/17) ... Scored 21 points (8-16 FG, 2-6 3pt, 3-5 FT) vs. Milwaukee (3/22/17) ... Encored the prior game with 22 points (7-14 FG, 4-9 3pt, 4-4 FT) and added career-highs of eight rebounds and seven assists vs. Golden State (3/24/17) ... Posted another 22 point game (9-15 FG, 4-6 3pt) and tallied four boards, one assist and one steal in a win at Minnesota (4/1/17) ... Grabbed seven rebounds and added 15 points (5-12 FG, 3-8 3pt, 2-2 FT), 11 in the fourth, including a pivotal sequence where he knocked down three-pointers on back-to-back possessions after stealing the inbounds pass in a historical win at LA Clippers (3/26/17) ... Set a career-high 30 points (12-20 FG, 4-8 3pt, 2-3 FT) and pulled down five rebounds in a win during the team's home season finale vs. Phoenix (4/11/17).

2016-17 (New Orleans): Averaged 8.6 ppg (.393 FG%, .369 3pt%, .879 FT%), 2.9 rpg, 1.4 apg, 0.3 spg, 0.1 bpg and 20.4 mpg in 57 games (37 starts) ... Scored 10+ points 17 times and 20+ two times ... Awarded Western Conference Rookie of the Month for December after leading West rookies in scoring, three-point field goal percentage and all rookies in three-pointers made (33) ... As a starter, averaged 9.2 ppg (.401 FG%, .420 3pt%, 18-21 FT), 3.3 rpg, 1.6 apg, 0.3 spg, 0.1 bpg and 22.8 mpg in 37 games ... As a reserve, averaged 7.4 ppg (.377 FG%, .266 3pt%, 11-12 FT), 2.3 rpg, 0.9 apg, 0.3 spg, 0.2 bpg and 15.8 mpg in 20 games ... Top Single-Game Performances: Totaled 21 points and four rebounds as he went 8-for-17 from the field and 5-of-8 from three-point range in a win vs. Indiana (12/15/16) ... Recorded 17 points (7-11 FG, 3-5 3pt), six boards and one steal in a win vs. LA Clippers (12/28/16) ... Scored 20 points (6-13 FG, 4-6 3pt, 4-4 FT) and added five rebounds and two assists at Cleveland (1/2/17) ... Notched 17 points (7-10 FG, 2-4 3pt, 1-1 FT) to go along with four rebounds in a win vs. Minnesota (2/10/17).

COLLEGE (Oklahoma 2012-16): In four seasons at Oklahoma, averaged 17.4 ppg (.448 FG%, .390 3pt%, .836 FT%), 5.0 rpg, 1.9 apg, 1.3 spg, 0.3 bpg and 31.7 mpg in 132 careers games (118 starts) ... Winner of numerous National Player of the Year awards as a senior ... Finished as the all-time leading scorer in Big 12 history ... Collected 2,291 career points, second all-time in program history behind only Wayman Tisdale (2,661) ... An All-American as a senior ... Two-time First-Team Academic All-Big 12 team member ... As a senior, averaged 25.0 ppg (.501 FG%, .457 3pt%, .880 FT%), 5.7 rpg, 2.0 apg, 1.1 spg, 0.5 bpg and 35.4 mpg in 37 games (37 starts) ... Won the Naismith Award, Oscar Robertson Trophy and the John R. Wooden Award, which honor the NCAA's top player ... Also captured the Jerry West Shooting Guard of the Year Award as well as Consensus First Team All-America, Big 12 Player of the Year and First Team All-Big 12 honors ... Led Oklahoma to a Final Four berth and a No. 2 seed in the NCAA Tournament ... Ranked second in the nation in scoring and first in threes per game at 3.97 ... The only player in the country to average at least 25.0 points and 5.0 rebounds ... Notched 12 30-point games and 19 25-point games ... Became just the third player in Big 12 history to average at least 25.0 points and 5.0 boards in a campaign, joining Michael Beasley and Kevin Durant ... As a junior, he was awarded Big 12 Player of the Year after he averaged 17.4 ppg (.412 FG%, .359 3pt%, .823 FT%), 5.4 rpg, 1.9 apg, 1.3 spg, 0.2 bpg and 32.4 mpg in 35 games (35 starts) ... Third-Team All-American selected by the AP and NABC ... One of 15 finalists for the John R. Wooden Award ... One of five finalists for the Jerry West Shooting Guard of the Year Award... First player in the 19-year history of the Big 12 to be named Player of the Year, lead tbe league in scoring and be named to the Academic All-Conference First Team ... Led the Big 12 with 2.7 three-pointers per outing ... Paced Big 12 guards in rebounds per game ... In Big 12 play, ranked first in league in scoring (18.5 ppg) ... Set school and Big 12 records for three-point attempts without a miss with seven in the season opener against Southeastern Louisiana ... As a sophomore he was a Second-Team All-Big 12 selection after he averaged 16.5 ppg (.445 FG%, .386 3pt%, .750 FT%), 4.4 rpg, 1.9 apg, 1.4 spg, 0.2 bpg and 32.1 mpg in 33 games (33 starts) ... Led team and ranked 10th in Big 12 in points per game ... Also second in the league in steals per game and sixth in three-point percentage ... Averaged 17.5 points 17.5 points and 3.5 three-pointers in league play to rank eigth and tied for first in the Big 12, respectively ... As a freshman, averaged 7.8 ppg (.388 FG%, .238 3pt%, .833 FT%), 4.2 rpg, 1.9 apg, 1.2 spg, 0.3 bpg and 25.1 mpg in 27 games (13 starts).

PERSONAL: Full name is Chavano Rainer Hield ... Parents are Jackie Swann and Richard Bryanen...Has three brothers and three sisters ... Moved to the United States in 2010 ... Majored in Human Relations at Oklahoma.

25 | JUSTIN JACKSON

POSITION: Forward
HEIGHT/WEIGHT: 6-8 / 210lbs
YEARS: 2nD NBA SEASON
BEFORE NBA/COUNTRY: North Carolina, USA
HIGH SCHOOL: HYCA (Houston, TX)
BORN: 3/28/95 (Houston, TX)

NBA REGULAR SEASON STATISTICS

Year-Team	G	MIN	FGM	FGA	PCT	FG3M	FG3A	PCT	FTM	FTA	PCT	OFF	DEF	TOT	AST	PF	DQ	STL	TO	BLK	PTS	RPG	APG	PPG
17-18 Sac.	68	1506	185	419	.442	57	185	.308	26	36	.722	27	160	187	74	81	0	28	40	13	453	2.8	1.1	6.7
TOTALS	**68**	**1506**	**185**	**419**	**.442**	**57**	**185**	**.308**	**26**	**36**	**.722**	**27**	**160**	**187**	**74**	**81**	**0**	**28**	**40**	**13**	**453**	**2.8**	**1.1**	**6.7**

JACKSON'S CAREER HIGHS

MIN:	42	04/03/18	SAC	@	PHX
FGM:	7 (6)	04/03/18	SAC	@	PHX
FGA:	15 (2)	03/04/18	NYK	@	SAC
3FGM:	4	03/22/18	ATL	@	SAC
3FGA:	7	11/15/17	SAC	@	ATL
FTM:	3 (2)	02/05/18	CHI	@	SAC
FTA:	4	02/05/18	CHI	@	SAC
OREB:	2 (6)	04/03/18	SAC	@	PHX
DREB:	8	01/23/18	SAC	@	ORL
REB:	8 (3)	04/03/18	SAC	@	PHX
AST:	4 (2)	04/03/18	SAC	@	PHX
STL:	4 (2)	02/27/18	SAC	@	POR
TO:	3	03/01/18	BKN	@	SAC
BLK:	2 (2)	02/14/18	SAC	@	HOU
PTS:	20	03/22/18	ATL	@	SAC

TRANSACTIONS: An early entry candidate, selected in the first round (15th overall) of the 2017 NBA Draft by the Portland Trail Blazers after his junior season at North Carolina (6/22/17) ... Draft rights acquired by the Kings along with draft rights to Harry Giles (20th overall) from the Portland Trail Blazers in exchange for the draft rights to Zach Collins (10th overall) on the night of the Draft (6/22/17) ... Signed a multi-year contract with the Kings (7/6/17).

2017-18 (Sacramento): Averaged 6.7 ppg (.442 FG%, .308 3pt%, .722 FT%), 2.7 rpg, 1.1 apg, 0.4 spg and 22.2 mpg in 68 games (41 starts) ... First Kings rookie to start his first five professional games since 2010 (DeMarcus Cousins) ... The only other Kings rookie from North Carolina to start their first fives games was Kenny "The Jet" Smith ... As a starter, averaged 7.9 ppg (.482 FG%, .317 3pt%, .750 FT%), 3.3 rpg, 1.3 apg, 0.4 spg and 25.4 mpg in 41 starts ... As a reserve, averaged 4.8 ppg (.362 FG%, .292 3pt%, .667 FT%), 2.0 rpg, 0.8 apg, 0.4 spg and 17.3 mpg in 27 games off the bench ... Scored in double figures in 17 games and 20-plus points in one game ... Led the team in scoring in one contest, rebounding in two outings and one game in assists ... Top Single-Game Performances: Scored 19 points going 7-for-12 from the field in a win vs. Philadelphia (11/9/17) ... Swiped a career-high four steals and tallied nine points at Portland (2/27/18) ... Knocked down a career-high four three-pointers and hit 7-of-8 shots from the field for a career-high 20 points in a win vs. Atlanta (3/22/18) ... Totaled 19 points, four assists and a career-high eight rebounds at Phoenix (4/3/18).

G League (Reno Bighorns): Averaged 17.8 ppg (.426 FG%, .357 3pt%, 1.000 FT%), 6.2 rpg, 2.2 apg, 1.5 spg and 34.1 mpg in six games (6 starts) for Sacramento's then G League affiliate.

COLLEGE (North Carolina 2014-16): In three seasons at the University of North Carolina (2014-15,15-16, 16-17), averaged 13.8 ppg (.459 FG%, .339 3pt%, .713 FT%), 4.1 rpg, 2.7 apg and 29.1 mpg in 118 games ... One of two Tar Heels players with 1,600 career points, 150 three-pointers, 400 rebounds and 300 assists (Rick Fox, 1987-91) ... As a junior, selected as a consensus First Team All-American and ACC Player of the Year while helping UNC win its sixth national title ... One of three Tar Heels to win ACC POY and a national championship in the same season ... Led the Tar Heels in scoring (18.3 ppg) during the regular season while averaging a career-high 4.7 rpg along with 2.8 apg and 32.0 mpg in 40 games (39 starts) ... Set UNC single-season record with 105 three-pointers ... Also led the team in scoring during their title run, averaging 19.5 ppg while pacing the team in field goals (41), three-pointers (15), assists (22) and steals (9) ... Knocked down a career-high seven three-pointers on 13 tries and finished with a team-high 27 points (9-19 FG, 2-2 FT) in a win vs. Davidson (12/7/16) ... Scored 34 points for a new career-high vs. Kentucky (12/17/16)... Earned All-South Region and All-FInal Four honors for his tournament play ... His defensive help limited Malik Monk, Dillon Brooks, and Nigel Williams-Goss to a combined 11-of-38 from the floor during the tournament ... Led all players in scoring in the Elite Eight vs. Kentucky with 19 (3/26/17) ... Encored his scoring showcase leading all remaining tournament players with 22 points in the Final Four vs. Oregon (4/1/17) ... Recorded 16 points (6-19 FG, 0-9 3pt, 4-5 FT) in the team's championship game over Gonzaga (4/3/17) ... As a sophomore ranked fourth on the team in scoring and assists, after 12 averaging 12.2 ppg, 2.8 apg, 3.9 rpg and 28.4 mpg in 40 games (38 starts) ... Ranked among the ACC's leaders in assist-to-turnover ratio (2.78) ... Helped UNC in the Final Four by tying the team-high with 16 points in a win vs. Syracuse (4/2/16) ... As a

freshman, averaged 10.7 ppg (.477 FG%, .304 3pt%, .710 FT%), 3.7 rpg, 2.3 apg and 26.7 mpg in 38 games (37 starts) ... Voted by ACC coaches and media to the conference's All-Freshmen Team ... Averaged 12.8 points during the ACC Tournament to earn him a selection to the All-ACC Tournament Second Team ... During UNC's Sweet 16 NCAA Tournament run, was the team's second leading scorer at 15.0 ppg.

KINGS: First draft entrant out of North Carolina acquired on draft night by Sacramento since 1991 ... Pete Chilcutt was the last player out of UNC to join the Kings after Sacramento drafted him with the 27th pick in the first round ... The first Tar Heel draft entrant since 1995 to win a national title the season before being acquired by the Kings ... The last person was Tyus Edney who was drafted by Sacramento in the second round with the 47th overall pick.

PERSONAL: The Texas Native chose uniform No. 44 at UNC in honor of Hall of Famer George Gervin ... His father, Lloyd, ran track at Blinn Junior College and his mother, Sharon, played basketball there.

41 | KOSTA KOUFOS

COAST-ah KOO-fuss

POSITION: Center

HEIGHT/WEIGHT: 7-0 / 265lbs

YEARS: 11TH NBA SEASON

BEFORE NBA/COUNTRY: Ohio State, USA

HIGH SCHOOL: GlenOak (Canton, OH)

BORN: 2/24/89 (Canton, OH)

NBA Regular Season Statistics

Year-Team	G	MIN	FGM	FGA	PCT	FG3M	FG3A	PCT	FTM	FTA	PCT	OFF	DEF	TOT	AST	PF	DQ	STL	TO	BLK	PTS	RPG	APG	PPG
08-09 Utah	48	565	94	185	.508	0	0	---	36	51	.706	50	88	138	20	70	2	12	26	31	224	2.9	0.4	4.7
09-10 Utah	36	172	22	47	.468	0	0	---	9	15	.600	16	29	45	6	26	0	2	15	4	53	1.3	0.2	1.5
10-11 Min-Den	50	434	68	150	.453	0	2	.000	24	43	.558	57	73	130	7	59	0	10	31	25	160	2.6	0.1	3.2
11-12 Den.	48	792	115	192	.599	0	0	---	33	55	.600	95	163	258	15	96	1	24	33	41	263	5.4	0.3	5.5
12-13 Den.	81	1817	295	508	.581	0	1	.000	58	104	.558	211	351	562	32	246	4	44	53	103	648	6.9	0.4	8.0
13-14 Mem.	80	1349	227	459	.495	0	0	---	60	93	.645	160	258	418	39	182	1	32	67	71	514	5.2	0.5	6.4
14-15 Mem.	81	1348	182	358	.508	0	0	---	55	85	.647	121	305	426	37	148	0	29	69	63	419	5.3	0.5	5.2
15-16 Sac.	78	1482	236	444	.532	0	0	---	57	104	.548	169	254	423	33	185	1	40	48	70	529	5.4	0.4	6.8
16-17 Sac.	71	1419	216	392	.551	0	1	.000	38	62	.613	118	285	403	47	172	2	36	61	48	470	5.7	0.7	6.6
17-18 Sac.	71	1391	222	389	.571	0	0	---	33	74	.446	149	323	472	87	146	0	47	49	32	477	6.6	1.2	6.7
TOTALS	**644**	**10769**	**1677**	**3124**	**.537**	**0**	**4**	**.000**	**403**	**686**	**.587**	**1146**	**2129**	**3275**	**323**	**1330**	**11**	**276**	**452**	**488**	**3757**	**5.1**	**0.5**	**5.8**

NBA PLAYOFFS STATISTICS

Year-Team	G	MIN	FGM	FGA	PCT	FG3M	FG3A	PCT	FTM	FTA	PCT	OFF	DEF	TOT	AST	PF	DQ	STL	TO	BLK	PTS	RPG	APG	PPG
09-10 Utah	9	31	4	10	.400	0	0	---	0	0	---	4	5	9	0	2	0	0	2	1	8	1.0	0.0	0.9
10-11 Min-Den	1	2	1	1	1.000	0	0	---	0	0	---	0	0	0	0	0	0	0	0	0	2	0.0	0.0	2.0
11-12 Den.	3	26	1	3	.333	0	0	---	0	0	---	4	7	11	0	5	0	0	3	1	2	3.7	0.0	0.7
12-13 Den.	6	100	7	19	.368	1	1	1.000	5	6	.833	9	12	21	3	13	0	3	2	4	20	3.5	0.5	3.3
13-14 Mem.	7	45	7	16	.438	0	0	---	4	4	1.000	7	8	15	2	7	0	2	3	3	18	2.1	0.3	2.6
14-15 Mem.	11	127	17	31	.548	0	0	---	3	5	.600	19	20	39	4	14	0	4	1	6	37	3.5	0.4	3.4
TOTALS	**37**	**332**	**37**	**80**	**.463**	**1**	**1**	**1.000**	**12**	**15**	**.800**	**43**	**52**	**95**	**9**	**41**	**0**	**9**	**11**	**15**	**87**	**2.6**	**0.2**	**2.4**

KOUFOS' CAREER HIGHS

MIN:	40	11/30/13	BRK	@	MEM
FGM:	10 (2)	03/11/13	DEN	@	PHO
FGA:	17	01/11/13	CLE	@	DEN
3FGA:	1 (3)	11/30/12	DEN	@	LAL
FTM:	7	12/05/13	LAC	@	MEM
FTA:	9	12/05/13	LAC	@	MEM
OREB:	9	12/07/13	GS	@	MEM
DREB:	12	01/09/18	SAC	@	LAL
REB:	17	01/30/18	SAC	@	NOP
AST:	6	03/01/18	BKN	@	SAC
STL:	5	02/14/12	PHO	@	DEN
TO:	5	01/04/12	SAC	@	DEN
BLK:	5 (4)	12/22/12	CHA	@	DEN
PTS:	22	03/11/13	DEN	@	PHO

KOUFOS' PLAYOFF CAREER HIGHS

MIN:	26	04/20/13	GS	@	DEN
FGM:	4 (2)	05/15/15	GS	@	MEM
FGA:	7	04/20/13	GS	@	DEN
3FGM:	1	05/02/13	DEN	@	GS
3FGA:	1	05/02/13	DEN	@	GS
FTM:	2 (4)	04/29/14	MEM	@	OKC
FTA:	2 (7)	05/13/15	MEM	@	GS
OREB:	4 (3)	05/15/15	GS	@	MEM
DREB:	5	04/20/13	GS	@	DEN
REB:	8	05/15/15	GS	@	MEM
AST:	2	05/01/14	OKC	@	MEM
STL:	1 (9)	05/15/15	GS	@	MEM
TO:	1 (11)	05/13/15	MEM	@	GS
BLK:	3	04/19/15	POR	@	MEM
PTS:	8 (2)	05/15/15	GS	@	MEM

TRANSACTIONS/CAREER NOTES: An early entrant candidate, selected in first round (23rd pick overall) of 2008 NBA Draft by the Utah Jazz after his freshman season at Ohio State ... Contract extended after Jazz exercised their team option (10/30/09) ... Traded by the Jazz with two first-round picks to the Minnesota Timberwolves for Al Jefferson (7/13/10) ... Contract extended after Timberwolves exercised their team option (11/1/10) ... Traded by the Timberwolves to the Denver Nuggets as part of a three-team trade - the Nuggets traded Carmelo Anthony, Renaldo Balkman, Chauncey Billups, Anthony Carter and Shelden Williams to the New York Knicks; the Timberwolves traded Corey Brewer to the Knicks; the Knicks traded Wilson Chandler, Raymond Felton, Danilo Gallinari, Timofey Mozgov, a 2012 second round draft pick, a 2013 second round draft pick, a 2014 first round draft pick and cash considerations to the Nuggets;

the Knicks traded Eddy Curry, Anthony Randolph and cash considerations to the Minnesota Timberwolves (2/22/11) ... Signed extension with the Nuggets (1/25/12) ... Traded by the Nuggets to the Memphis Grizzlies for Darrell Arthur and the draft rights to Joffery Lauvergne (55th overall pick in the 2013 NBA Draft) (6/27/13) ... Signed contract with the Sacramento Kings (7/13/15).

NBA CAREER: Averaging 5.8 ppg (.537 FG%, .587 FT%), 5.1 rpg, 0.5 apg, 0.4 spg, 0.8 bpg and 16.7 mpg in 644 career games (228 starts) in 10 seasons with five teams: Utah (2008-09 - 2009-10), Minnesota (2010-11), Denver (2010-11 - 2012-13), Memphis (2013-14 - 2014-15) and Sacramento (2015-16 - 2017-18) ... Has shot over 50 percent from the field in six seasons, including five consecutive seasons.

NBA PLAYOFFS: Averaging 2.4 ppg (.463 FG%, .800 FT%), 2.6 rpg, 0.2 apg, 0.2 spg, 0.4 bpg and 8.9 mpg in 37 career playoff games (Four starts) with Utah (2010), Denver (2011-2013) and Memphis (2014, 2015).

2017-18 (Sacramento): Averaged 6.7 ppg (.571 FG%, .446 FT%), 6.6 rpg, 1.2 apg, 0.7 spg, 0.5 bpg and 19.6 mpg in 71 games (12 starts) ... As a starter, averaged 8.6 ppg (.526 FG%, .375 FT%), 8.8 rpg, 1.3 rpg, 0.8 spg and 22.9 mpg in 12 starts ... As a reserve, averaged 6.3 ppg (.585 FG%, .455 3pt%), 6.2 rpg, 1.2 apg, 0.6 spg, 0.5 bpg and 18.9 mpg in 59 games off the bench ... Missed 11 games ... Did not play in 10 games due to coach's decision (12/27/17, 1/19/18, 1/23/18, 2/27/18, 3/31-4/11/18) ... Inactive in one game due to illness (2/22/18) ... Scored in double-figures 17 times ... Grabbed 10 or more rebound 15 times and 15-plus boards in two games ... Totaled six double-doubles ... Led the team in scoring and assists in one game each and rebounding in 24 games ... Top Single-Game Performances: Grabbed 14 rebounds and scored 14 points vs. LA Clippers(1/11/18) ... Notched a double-double with 17 points and 17 rebounds in a win at New Orleans (1/30/18) ... Dished out a career-high six assists while tallying six points and 11 boards in a win vs. Brooklyn (3/1/18) ... Totaled 18 points on 9-of-12 shooting and added 13 rebounds in a win vs. Orlando (3/9/18) ... Collected four steals to go with 14 points and 11 rebounds in a win vs. Atlanta (3/22/18).

2016-17 (Sacramento): Averaged 6.6 ppg (.551 FG%, 0-1 3pt, .613 FT%), 5.7 rpg, 0.7 apg, 0.5 spg, 0.7 spg, and 20.0 mpg in 71 games (62 starts) ... As a starter, averaged 6.6 ppg (.542 FG%, 0-1 3pt, .620 FT%), 5.76rpg, 0.7 apg, 0.5 spg, 0.6 bpg, and 20.3 mpg in 62 games ... As a reserve, averaged 6.9 ppg (.622 FG%, .600 FT%), 6.0 rpg, 0.3 apg, 0.6 spg, 0.9 bpg, and 17.6 mpg in nine games ... Missed 11 games ... Did not play in 11 games due to rest (3/13/17, 3/22/17, 3/26/17, 3/29-4/12/17) ... Scored in double-figures 19 times ... Recorded 10+ rebounds in nine games ... Collected four double-doubles ... Led the team in scoring once and rebounding 13 times ... Top Single-Game Performances: Dished out three assists to tie his career-high along with eight points (4-7 FG) and seven rebounds vs. San Antonio (10/27/17) ... Posted double-figure scoring with 13 points (6-8 FG, 1-2 FT) for the first time of the season to go along with six rebounds in a win vs. Toronto (11/06/16) ... Scored nine points (4-7 FG, 1-1 FT) and recorded 10 rebounds in a win vs. Oklahoma City (11/23/16) ... Collected a season-high 13 rebounds and added 16 points (7-11 FG, 2-6 FT) and three blocks in 22 minutes of play to secure his first double-double of the season in a win at Memphis (12/16/16) ... Scored a season-high 18 points (8-9 FG, 2-3 FT) and added five rebounds in a win at Denver (1/3/17) ... Tied for a team-high 14 points (6-8 FG, 2-2 FT) and grabbed 11 boards for his second double-double of the season vs. Minnesota (2/27/17).

2015-16 (Sacramento): Averaged 6.8 ppg (.532 FG%, .548 FT%), 5.4 rpg, 0.4 apg and 19.0 mpg in 78 games (14 starts) ... As a starter, averaged 11.0 ppg (.500 FG%, .593 FT%), 9.1 rpg, 0.5 apg, 1.1 bpg, 28.7 mpg in 14 games ... As a reserve, averaged 5.9 ppg (.546 FG%, .532 FT%), 4.6 rpg, 0.4 apg, 0.8 bpg, 16.9 mpg in 64 games ... Missed one game due to gastroenteritis (12/28/15) ... Missed one game due to food poisoning (3/5/16) ... Missed one game due to rest (4/5/16)... Scored in double-figures in 22 games ... Grabbed 10 or more rebounds in 10 games ... Recorded five double-doubles ... Led team in scoring in two games and rebounding in nine. Top Single-Game Performances: Recorded first double-double of the season with 12 points (6-9 FG) and 10 rebounds to go along with one steal and one block in 27 minutes starting vs. Golden State (11/7/15) ... Tallied team-high and season-high 19 points (8-10 FG, 3-3 FT), four rebounds, one steal and two blocks in 24 minutes off the bench vs. Orlando (3/11/16) ... Tallied 15 points (7-16 FG, 1-4 FT), a game-high and season-high 15 rebounds, two blocks in 38 minutes, starting for the injured DeMarcus Cousins, at Minnesota (3/23/16).

2014-15 (Memphis): Averaged 5.2 ppg (.508 FG%, .6457 FT%), 5.3 rpg, 0.5 apg and 16.6 mpg in 81 games (3 starts) ... As a starter, averaged 7.0 ppg, 6.0 rpg and 30.2 mpg in three games ... As a reserve, averaged 5.1 ppg, 5.2 rpg, 0.78 bpg and 16.1 mpg in 78 games ... Inactive at Toronto due to a stomach virus (11/19/14) ... Appeared in at least 80 games for the third consecutive season after never playing in more than 50 games in any of his first four NBA campaigns ... Posted five offensive rebounds in consecutive games (2/2-2/4/15), becoming the first Grizzlies player to record at least five offensive rebounds off the bench in consecutive games since Shane Batter (3/6-3/7/11) ... Became the first Grizzlies player to record at least 10 rebounds off the bench in consecutive games since Zach Randolph (4/15-4/17/12) ... Led the league in defensive rating (94.8) among players that played at least 1,000 minutes ... Scored 10+ points seven times ... Recorded 10+ rebounds six times ... Led the Grizzlies in rebounding seven times, steals three times and blocks 25 times (all including ties).

2015 Playoffs: Averaged 3.4 ppg (.548 FG%, .600 FT%), 3.5 rpg, 0.4 apg, 0.4 spg, 0.5 bpg and 11.5 mpg in 11 games (0 starts) ... Top Single-Game Performances: Recorded a playoff career-high three blocks vs. Portland (4/19/15) in Game 1 of the Western Conference First Round ... Tied a playoff career-high with seven rebounds vs. Portland (4/29/15) in Game 5 ... Scored a playoff career-high eight points on 4-of-4 shooting vs. Golden State (5/9/15) in Game 3 of the Western Conference Semifinals ... Tied his postseason career-high with eight points (4-5 FG) and added eight rebounds vs. Golden State (5/15/15) in Game 6 of the Western Conference Semifinals.

2013-14 (Memphis): Averaged 6.4 ppg (.495 FG%, .645 FT%), 5.2 rpg, 0.4 apg and 16.9 mpg in 80 games (22 starts) ... As a starter, averaged 8.8 ppg (.459 FG%, .714 FT%), 8.5 rpg, 0.6 spg, 1.2 bpg and 24.2 mpg in 22 starts ... As a reserve, averaged 5.5 ppg (.518 FG%, .603 FT%), 4.0 rpg, 0.4 apg, 0.8 bpg and 14.1 mpg in 58 games off the bench ... Missed two games ... Did not play in two game's due to a coach's decision ... Scored 10-plus points 17 times ... Grabbed 10 or more rebounds eight times ... Recorded four double-doubles ... Led the team or tied for the team lead in scoring once, rebounding eight times, steals six times, blocks 24 times and minutes twice ... Top Single-Game Performances: Posted his first double-double with the Grizzlies with 10 points (5-10 FG) and 11 rebounds in a career-high 40 minutes vs. Brooklyn (11/30/13) ... Corralled a career-high tying 16 rebounds vs. Golden State (12/7/13).

2014 Playoffs: Averaged 2.6 ppg (.438 FG%, 4-4 FT), 2.1 rpg, 0.3 apg, 0.3 spg, 0.4 bpg and 6.4 mpg in seven games (0 starts) in Memphis' opening-round series against Oklahoma City.

2012-13 (Denver): Averaged a career-high 8.0 ppg (.581 FG%, .558 FT%), a career-high 6.9 rpg, 0.4 apg, 0.5 spg 1.3 bpg and a career-high 22.4 mpg in 81 games (81 starts) ... Scored 10+ points 22 times and 20+ points twice ... Recorded 10+ rebounds in 15 games and 15+ rebounds in one game ... Posted five-plus blocks in three games ... Notched four double-doubles ... Top Single-Game Performances: Tied a career high five blocks to go with seven points (3-6 FG, 1-2 FT) and seven rebounds at Golden State (11/10/12) ... Recorded 16 points (8-10 FG) and tied his career-high five blocks in a win vs. Charlotte (12/22/12) ... Scored a career-high 22 points (10-11 FG, 2-3 FT) and added 10 rebounds in a win at Phoenix (3/11/13) ... Posted 18 points (7-9 FG, 4-6 FT) and a career-high 16 rebounds vs. Memphis (3/15/13).

2013 Playoffs: Averaged 3.3 ppg (.368 FG%, .833 FT%), 3.5 rebounds, 0.5 apg, 0.5 spg, 0.7 and 16.7 mpg in six games (2 starts) in Denver's first-round playoff series against Golden State ... Top Single-Game Performance: Recorded six points (2-7 FG, 2-2 FT) and seven rebounds in a Game 1 win vs. Golden State (4/20/13).

2011-12 (Denver): Averaged 5.5 ppg (.599 FG%, .600 FT%), 5.4 rpg, 0.3 apg and 16.5 mpg in 48 games (24 starts) ... Scored 10+ points in eight games ... Grabbed 10 or more rebounds in five games ... Posted one game with five-plus steals ... Recorded three double-doubles ... His field goal percentage marks his career-high ... Top Single-Game Performances: Posted his first career double-double with 10 points (4-6 FG, 2-6 FT) and 11 boards in 24 minutes vs. Sacramento (1/4/12) ... Notched a double-double with a season-high 16 points (7-11 FG, 2-2 FT) and grabbed 12 rebounds at Portland (2/4/12).

2012 Playoffs: Averaged 0.7 ppg (.333 FG%), 3.7 rpg, 0.3 bpg and 8.7 mpg in three games (2 starts) in Denver's first-round series with the Los Angeles Lakers ... Did not play in four games due to coach's decision (5/4-5/8/12, 5/12/12)

2010-11 (Minnesota/Denver): Averaged 3.2 ppg (.453 FG%, .558 FT%), 2.6 rpg, 0.1 apg, 0.2 spg, 0.5 bpg and 8.7 mpg in 50 games (2 starts) with Minnesota and Denver ... Traded by the Timberwolves to the Nuggets in a three-team, 13-player trade that also included the New York Knicks.

2010-11 (Minnesota): Averaged 2.7 ppg (.435 FG%, .500 FT%), 2.5 rpg, 0.2 apg and 8.6 mpg in 39 games (1 start) with Minnesota ... Collected 10+ rebounds in two games ... Top Single-Game Performance: Pulled down a season-high 11 rebounds and scored six points (3-9 FG) at Portland (12/17/10)

2010-11 (Denver): Averaged 4.9 ppg (.500 FG%, .632 FT%), 3.0 rpg and 8.9 mpg in 11 games (1 start)with Denver ... Scored in double-figures three times ... Top Single-Game Performances: Scored a season-high 18 points (6-8 FG, 6-7 FT) and grabbed nine rebounds for a near double-double in a win vs. Golden State (4/11/11) ... Posted 14 points (7-11 FG) and six boards in a start at Utah (4/13/11)

2011 Playoffs: In his only appearance, scored two points in two minutes vs. Oklahoma City (4/20/11) in Game 2 of the First Round.

2009-10 (Utah): Averaged 1.5 ppg (.468 FG%, .600 FT%), 1.3 rpg, 0.2 apg, 0.1 spg, 0.1 and 4.8 mpg in 36 games(0 starts) ... Assigned to the G League's Utah Flash two times (1/25-1/28/10 and 3/8-3/22/10) ... Averaged 19.4 ppg (.595 FG%, .562 FT%), 9.8 rpg, 1.4 apg, 1.6 bpg and 31.5 mpg in five games (Four starts) for the Flash.

2010 Playoffs: Averaged 0.9 ppg (.400 FG%), 1.0 rpg and 3.4 mpg in nine postseason games (0 starts)

2008-09 (Utah): As a rookie, averaged 4.7 ppg (.508 FG%, .706 FT%), 2.9 rpg, 0.4 apg, 0.3 spg, 0.6 bpg and 11.8 mpg in 48 games (7 starts) ... Played for the Jazz's G League affiliate Utah Flash from March 26 to April 17 ... Averaged 16.7 ppg (.566 FG%, .600 FT%), 8.4 rpg, 2.0 apg, 1.0 spg, 2.6 bpg and 29.8 mpg in 10 games (10 starts) the Flash ... Scored in double-figures seven times ... Grabbed 10+ boards in one game ... Recorded five-plus blocks in one game ... Top Single-Game Performances: Totaled nine points (4-10 FG, 1-2 FT) and 10 rebounds for a near double-double at Charlotte (11/4/08) ... Posted 18 points (8-11 FG, 2-3 FT), eight rebounds, two assists and two steals in a win vs. Dallas (12/26/08)

NBA G LEAGUE: Averaged 17.6 ppg (.576 FG%), 8.9 rpg, 1.8 apg and 30.2 mpg in 15 games (14 starts) for the Utah Flash from 2008-10 ... 2008-09 (Utah): Averaged 16.7 ppg (.566 FG%, .600 FT%), 8.4 rpg, 2.0 apg, 1.0 spg, 2.6 bpg and 29.8 mpg in 10 (10 starts) for the Flash ... 2009-10 (Utah): Averaged 19.4 ppg (.595 FG%, .562 FT%), 9.8 rpg, 1.4 apg, 1.6 bpg and 31.5 mpg in five games (4 starts) for the Flash in 2009-10.

INTERNATIONAL CAREER: Summer 2011: Participated in Eurobasket 2011 with the Greek National Team, averaging 8.7 ppg and

3.7 rpg in 11 games ... Summer 2009: Joined the Greek National Team in the EuroBasket 2009 Championships, averaging 5.6 ppg and 3.0 rpg in nine games.

COLLEGE CAREER: Averaged 14.4 ppg (.508 FG%), 6.7 rpg and 0.5 apg in 37 games (started 35) in his lone season at Ohio State University (2007-08) ... Named postseason MVP of the National Invitational Tournament after the Buckeyes claimed the 2008 NIT Championship ... Recorded 21 points, four blocks and two steals in a career-high 36 minutes vs. Massachusetts in the NIT title game (4/3/08) ... Led Ohio State in rebounds (247) and blocks (67) and ranked second on the team in points (534) ... Led all Big Ten freshman in rebounding, blocks, offensive rebounds (98) and defensive rebounds (149) ... Among all Big Ten players, ranked fifth in rebounding and scoring and placed second in blocks ... Earned Big Ten Player of the Week honors on Nov. 26, 2007, after averaging 18.7 ppg and 9.3 rpg.

PERSONAL: Born Feb. 24, 1989 in Canton, Ohio ... Name is pronounced COAST-ah KOO-fuss ... Full name is Konstantine Demetrios Koufos ... Son of Kathy and the late Alex Koufos ... Has one older brother, Vasili, and one older sister, Maria ... Is the only member of his family taller than six feet ... A dual citizen of the UnitedStates and Greece ... Helped lead Greece to a silver medal while garnering MVP honors at the 2007 U18 European Championships after averaging 26.5 ppg, 13.0 rpg and 3.5 bpg ... Averaged 25.9 ppg, 15.4 rpg and and 5.2 bpg as a senior at Glen Oak High School in Canton, Ohio ... Inducted into the Glen Oak High School Hall of Fame on Aug. 29, 2014 ... Finished second to Buckeye teammate Jon Diebler in the Mr. Ohio Basketball voting in 2007 ... Selected to the 2007 McDonald's and EA Sports High School All-American teams ... Was a business major at Ohio State.

7 | SKAL LABISSIERE

La-bee-SEE-AIR

POSITION: Forward-Center

HEIGHT/WEIGHT: 6-11 / 225lbs

YEARS: 3rd NBA SEASON

BEFORE NBA/COUNTRY: Kentucky, USA

HIGH SCHOOL: Luasanne Collegiate (Memphis, TN)

BORN: 3/18/96 (Port-Au-Prince, Haiti)

NBA Regular Season Statistics

Year-Team	G	MIN	FGM	FGA	PCT	FG3M	FG3A	PCT	FTM	FTA	PCT	OFF	DEF	TOT	AST	PF	DQ	STL	TO	BLK	PTS	RPG	APG	PPG
16-17 Sac.	33	612	117	218	.537	3	8	.375	52	74	.703	51	112	163	27	64	1	16	37	13	289	4.9	0.8	8.8
17-18 Sac.	60	1240	205	458	.448	18	51	.353	95	118	.805	99	189	288	72	132	0	25	73	49	523	4.8	1.2	8.7
TOTALS	**93**	**1852**	**322**	**676**	**.476**	**21**	**59**	**.356**	**147**	**192**	**.766**	**150**	**300**	**450**	**99**	**196**	**1**	**41**	**110**	**62**	**812**	**4.8**	**1.1**	**8.7**

LABISSIERE'S CAREER HIGHS

MIN:	36	03/31/17	SAC	@	NOP
FGM:	11	03/15/17	SAC	@	PHX
FGA:	16	03/31/17	SAC	@	NOP
3FGM:	3	03/16/18	SAC	@	GSW
3FGA:	5	03/25/18	BOS	@	SAC
FTM:	9 (2)	11/11/17	SAC	@	NYK
FTA:	11	03/15/17	SAC	@	PHX
OREB:	7	01/02/17	CHA	@	SAC
DREB:	10	10/18/17	HOU	@	SAC
REB:	15	01/02/17	CHA	@	SAC
AST:	8	03/24/17	SAC	@	GSW
STL:	3	01/19/18	SAC	@	MEM
TO:	5	10/18/17	HOU	@	SAC
BLK:	4	03/13/17	ORL	@	SAC
PTS:	32	03/15/17	SAC	@	PHX

TRANSACTIONS/CAREER NOTES: An early entry candidate, selected in the first round (28th overall) of the 2016 NBA Draft by the Phoenix Suns out of the University of Kentucky ... Draft rights acquired by the Kings along with draft rights to Georgios Papagiannis (13th overall) and the rights to Bogdan Bogdanovic and a future second round selection from the Phoenix Suns in exchange for the draft rights to Marquese Chriss (8th overall) on the night of the Draft (6/23/16) ... Became the highest drafted Haitian player since Samuel Dalembert, who was selected 26th overall in the 2001 NBA Draft ... Signed to a multi-year contract with Sacramento (7/15/16).

NBA CAREER: Averaging 8.7 ppg (.476 FG%, .356 3pt%, .766 FT%), 4.8 rpg, 1.1 apg, 0.4 spg, 0.7 bpg and 19.9 mpg in 93 career games (40 starts) with one team: Sacramento (2016-17, 2017-18).

2017-18 (Sacramento): Averaged 8.7 ppg (.448 FG%, .353 3pt%, .805 FT%), 4.8 rpg, 1.2 apg, 0.4 spg, 0.8 bpg and 20.7 mpg in 60 games (29 starts) ... As a starter, averaged 9.1 ppg (.433 FG%, .292 3pt%, .830 FT%), 5,7 rpg, 1.3 apg, 0.9 bpg and 21.9 mpg in 29 games ... As a reserve, averaged 8.4 ppg (.465 FG%, .407 3pt%, .785 FT%), 3.9 rpg, 1.1 apg, 0.5 spg, 0.8 bpg and 19.5 mpg in 31 games off the bench ... Missed 22 games ... Inactive in two games due to G League assignment (12/6/17, 12/8/17) ... Did not play in three games due to coach's decision (12/23-12/27/18) ... Inactive in nine games due to a left shoulder/rotator cuff strain (1/17/18, 1/28-2/5/18, 2/11-2/14/18) ... Did not dress in one game due to a left shoulder/rotator cuff strain (2/9/18) ... Inactive in three games due to a left hip contusion (3/11-3/14/18) ... Did not play in one game due to a sprained left ankle (4/3/18) ... Inactive in three games due to a sprained left ankle (4/6-4/11/18) ... Scored in double-figures in 24 games and 20 or more points in two outings ... Collected 10-plus rebounds in four games and 15 or more rebounds in one contest ... Totaled three double-doubles ... Led the team in scoring four times, rebounds seven times and assists one time ... Top Single-Game Performances: Knocked down nine of his 10 tries from the charity stripe and went 5-for-10 from the field for 19 points at New York (11/11/17) ... Posted a double-double with 17 points on 7-of-14 shooting and grabbed a career-high 15 rebounds vs. Charlotte (1/2/18) ... Poured in a season-high 23 points as he shot 10-for-15 from the field at Charlotte (1/22/18) ... Notched 14 points, including the game-winning three-pointer and six rebounds vs. New York (3/4/18) ... Hit three shots from beyond the arc to tie his career-high as he finished with 15 points and five rebounds in a win at Golden State (3/16/18).

2016-17 (Sacramento): Averaged 8.8 ppg (.537 FG%, .375 3pt%, .703 FT%), 4.9 rpg, 0.8 apg, 0.4 bpg, 0.5 spg and 18.5 mpg in 33 games (12 starts) ... As a starter, averaged 11.1 ppg (.500 FG%, .667 3pt%, .680 FT%) 6.0 rpg, 0.9 apg, 0.8 bpg, 0.6 spg and 27.6 mpg in 12 games ... As a reserve, averaged 7.4 ppg (.571 FG%, .200 3pt%, .730 FT%), 4.4 rpg, 0.8 apg, 0.4 spg and 13.4 mpg in 21 games ... Ranked ninth in points per game and fourth in rebounds per game among qualified rookies ... Missed 49 games ... Inactive in 25 contests, none due to injury (10/26-10/29/16, 11/1/-11/20/16, 11/27-12/12/16, 12/20-12/23/16, 1/3-1/15/17)... Did not play in 24 games due to coach's decision (10/31-11/3/16, 11/6-11/10/16, 11/23/16, 11/25/16, 12/16/16, 12/26/16, 12/28/16, 1/18/17, 1/21-1/30/17, 2/3-2/6/17, 2/10-2/14/17)... Scored in double-digits 14 times, 20+ points two times and 30+ points one time ... Secured 10+ rebounds in three contests ... Led the team in scoring three times, rebounds four times, and assists once ... Top Single-Game Performances: Recorded eight points and a career-high 13 boards vs. Charlotte (2/25/17) ... Set a career-high with four blocked shots and added 11 points (5-9 FG, 1-3 FT) and seven rebounds in a win vs. Orlando (3/13/17) ... Scored a game and

SKAL LABISSIERE

career-high 32 points (11-15 FG, 1-1 3pt, 9-11 FT) with a 21 point fourth quarter and notched career-highs in attempts, makes, and steals with two on his way to his first career double-double in a win at Phoenix (3/15/17) ... Tallied his second career double-double with 10 points and 10 rebounds while adding a career-high eight assists at Golden State (3/24/17) ... Achieved his second career 20+ point game with 25 points (10-12 FG, 5-6 FT) to lead the team in scoring for the second consecutive game and tied his career best two steals vs. Houston (4/9/17).

G LEAGUE: (2017-18): Averaged 28.0 ppg (688 FG%, 2-3 3pt, 10-17 FT), 15.5 rpg, 2.0 apg, 0.5 spg, 5.0 bpg and 35.0 mpg in two games (2 starts) for the Bighorns ... (2016-17): Averaged 14.9 ppg (.457 FG%, .167 3pt%, .708 FT%), 7.6 rpg, 0.9 spg, 1.3 bpg and 31.0 mpg in 17 games (17 starts) for the Reno Bighorns, Sacramento's G League affiliate, during the 2016-17 season.

COLLEGE (Kentucky 2015-16): As a freshman, averaged 6.6 ppg (.516 FG%, .661 FT%), 3.1 rpg, 1.6 bpg and 15.8 mpg in 36 games (18 starts) in his only season with the 2015-16 Kentucky Wildcats ... A two-time SEC Freshman of the Week selection ... Ranked among the top 10 in blocks per game among all SEC players ... Posted 12 points on 6-of-10 shooting with six blocks in his NCAA Tournament debut vs. Stony Brook ... Led the team with six blocks as UK broke an NCAA Tournament record with 15 total blocks in that game ... Six blocks vs. Stony Brook tied for the second most by a Wildcat in an NCAA Tournament game.

PERSONAL: Son of Lesly and Ema Labissiere ... Born on March 18, 1996 ... Has a brother, Elliott, and a sister, Mallya ... Chose Kentucky over North Carolina, Georgetown, Baylor, Tennessee and Memphis ... His biggest influences in life are his parents, as well as his American family ... Lists coming to the States and winning an MVP award at one of his first All-American camps as his most memorable basketball moment.

10 | FRANK MASON III

POSITION: Guard
HEIGHT/WEIGHT: 5-11 / 190lbs
YEARS: 2nd NBA SEASON
BEFORE NBA/COUNTRY: Kentucky, USA
HIGH SCHOOL: Petersburg HS (Petersburg, VA)
BORN: 4/3/94 (Petersburg, VA)

NBA REGULAR SEASON STATISTICS

Year-Team	G	MIN	FGM	FGA	PCT	FG3M	FG3A	PCT	FTM	FTA	PCT	OFF	DEF	TOT	AST	PF	DQ	STL	TO	BLK	PTS	RPG	APG	PPG
17-18 Sac.	52	984	144	380	.379	31	86	.360	94	115	.817	30	100	130	147	72	0	34	65	10	413	2.5	2.8	7.9
TOTALS	**52**	**984**	**144**	**380**	**.379**	**31**	**86**	**.360**	**94**	**115**	**.817**	**30**	**100**	**130**	**147**	**72**	**0**	**34**	**65**	**10**	**413**	**2.5**	**2.8**	**7.9**

MASON'S CAREER HIGHS

MIN:	34	12/29/17	PHX	@	SAC
FGM:	7 (2)	03/22/18	ATL	@	SAC
FGA:	13 (2)	03/27/18	DAL	@	SAC
3FGM:	3	03/03/18	UTA	@	SAC
3FGA:	7	03/03/18	UTA	@	SAC
FTM:	6 (3)	03/27/18	DAL	@	SAC
FTA:	10	12/06/17	SAC	@	CLE
OREB:	4	03/09/18	ORL	@	SAC
DREB:	6 (3)	03/22/18	ATL	@	SAC
REB:	10	03/09/18	ORL	@	SAC
AST:	8	03/22/18	ATL	@	SAC
STL:	4	03/03/18	UTA	@	SAC
TO:	5	03/09/18	ORL	@	SAC
BLK:	2	12/19/17	SAC	@	PHI
PTS:	16 (3)	03/22/18	ATL	@	SAC

TRANSACTIONS/CAREER NOTES: Selected in the second round (34th overall) of the 2017 NBA Draft by Sacramento out of Kansas (6/22/17) ... Signed a contract with the Kings (7/13/17).

2017-18 (Sacramento): Averaged 7.9 ppg (.379 FG%, .360 3pt%, .817 FT%), 2.5 rpg, 2.8 apg, 0.7 spg and 18.9 mpg in 52 games (2 starts) ... As a starter, averaged 5.5 ppg (.455 FG%, .333 3pt%), 3.0 rpg, 3.0 apg, 1.0 spg and 22.0 mpg in two games ... As a reserve, averaged 8.0 ppg (.377 FG%, .361 3pt%, .817 FT%), 2.5 rpg, 2.9 apg, 0.6 spg and 18.8 mpg in 50 games off the bench ... Missed 30 games ... Did not play in seven games due to coach's decision (10/18/17, 10/20/17, 10/23/17, 10/26/7, 11/7/17, 11/9/17, 11/13/17) ... Inactive in four games due to a right heel contusion (1/2-1/9/18) ... Inactive in 16 games due to a right plantar fascia partial tear (1/11-2/14/18) ... Inactive in two games due to a sore right heel (4/9/18, 4/11/18) ... Scored in double-figures in 15 games ... Grabbed 10 or more rebounds in one game ... Led the team in rebounding in one game and assists in 10 games ... Top Single-Game Performances: Totaled 14 points, four assists and three rebounds in a win at Golden State (11/27/17) ... Scored a career-high 16 points for a career-best seven field goals on nine attempts in a win at Philadelphia (12/19/17) ... Tallied a career-high tying 16 points and six assists vs. New Orleans (3/7/18) ... Collected career-highs with 16 points and eight assists to go with seven rebounds in a win vs. Atlanta (3/22/18).

COLLEGE (Kansas 2013-17): In four seasons at the University of Kansas (2013-14, 14-15, 15-16, 16-17), averaged 13.0 ppg (.454 FG%, .420 3pt%, .761 FT%), 4.0 apg, 3.4 rpg, 1.1 spg and 30.0 mpg in 145 games (113 starts) ... As a senior, averaged 20.9 ppg (.490 FG%, .471 3pt%, .794 FT%), 5.2 apg, 4.2 rpg, 1.3 spg and 36.1 mpg in 36 games (36 starts) ... Became the first player in both the Big 12 and Kansas history to average 20.0 points and 5.0 assists for a season ... A consensus First Team-All American ... Unanimous selection for Big 12 Player of the year and All-Big 12 First Team ... Swept National Player of the Year accolades, including AP Player of the Year, the Wooden Award, the Naismith Tropy, the Oscar Robertson Trophy (USBWA) and similar honors from Sports News, CBS Sports, USA Today, NBC Sports and Bleacher Report ... Only the second player in KU history to win the Wooden Award (Danny Manning, 1988) ... Awarded the Bob Cousy Point Guard Award and Big 12 Player of the Year as well ... In the Kansas basketball record books, ranks sixth in scoring (1,885) and assists (576), the only player in the storied program to rank that high in both categories ... Also became the first Kansas player to the lead the Big 12 in scoring since the 2004-05 season, finising 22nd nationally ... Led the Big 12 in three-point percentage at 47.1 percent, ranked 16th nationwide ... His assist average ranked for fourth best in the conference ... As a junior, averaged 12.9 ppg (.434 FG%, .381 3pt%, .739 FT%), 4.6 apg, a career-high 4.3 rpg, 1.3 spg and 33.5 mpg in 38 games (38 starts) ... Led the team in assists while ranking third on the team in points ... As a sophomore, averaged 12.6 ppg (.441 FG%, .429 3pt%, .786 FT%), 3.9 apg, 3.9 rpg, a career-high 1.4 spg, and 33.5 mpg in 36 games (36 starts) ... As a freshman, averaged 5.5 ppg (.417 FG%, .327 3pt%, .662 FT%), 2.1 apg, 1.3 rpg and 16.2 mpg in 35 games (3 starts).

KINGS: Marks the second consecutive year the team drafted a senior, both overall and in the second round of the NBA draft (Isaiah Cousins, Oklahoma, 59th overall) ... In franchise history, the Kings have selected five other players out of the University of Kansas, with Walt Wesley being the first when he was selected with the sixth overall pick in the 1966 NBA Draft by the Cinncinati Royals ... Joins Ryan Robertson as the only other KU player selected by the franchise in the second round of the draft.

PERSONAL: Has one son, Amari, who he introduced to KU fans during his speech on Senior Night ... Has seven siblings.

23 | BEN McLEMORE

POSITION: Guard
HEIGHT/WEIGHT: 6-5 / 195lbs
YEARS: 6th NBA SEASON
BEFORE NBA/COUNTRY: Kansas, USA
HIGH SCHOOL: Christian Life Center (Humble, TX)
BORN: 2/11/93 (St. Louis, MO)

NBA REGULAR SEASON STATISTICS

Year-Team	G	MIN	FGM	FGA	PCT	FG3M	FG3A	PCT	FTM	FTA	PCT	OFF	DEF	TOT	AST	PF	DQ	STL	TO	BLK	PTS	RPG	APG	PPG
13-14 Sac.	82	2187	255	679	.376	95	297	.320	115	143	.804	53	182	235	82	201	1	45	96	18	720	2.9	1.0	8.8
14-15 Sac.	82	2670	363	831	.437	140	391	.358	130	160	.813	31	210	241	140	219	3	77	138	19	996	2.9	1.7	12.1
15-16 Sac.	68	1443	195	455	.429	67	185	.362	74	103	.718	34	114	148	79	140	0	52	99	10	531	2.2	1.2	7.8
16-17 Sac.	61	1176	180	419	.430	65	170	.382	70	93	.753	19	110	129	51	108	0	29	62	6	495	0.8	2.1	8.1
17-18 Mem.	56	1091	157	373	.421	55	159	.346	53	64	.828	34	105	139	51	139	1	38	61	15	422	2.5	0.5	7.5
TOTALS	**349**	**8567**	**1150**	**2757**	**.417**	**422**	**1202**	**.351**	**442**	**563**	**.785**	**171**	**721**	**892**	**403**	**807**	**5**	**241**	**456**	**68**	**3164**	**2.6**	**1.2**	**9.1**

McLEMORE'S CAREER HIGHS

MIN:	50	03/18/14	WAS	@	SAC
FGM:	10 (3)	04/13/16	SAC	@	HOU
FGA:	20 (2)	04/13/16	SAC	@	HOU
3FGM:	6	02/10/17	ATL	@	SAC
3FGA:	10 (4)	02/10/17	ATL	@	SAC
FTM:	10 (2)	02/27/15	SAS	@	SAC
FTA:	15	04/16/14	PHO	@	SAC
OREB:	3 (8)	03/21/18	MEM	@	PHI
DREB:	10	04/11/17	PHO	@	SAC
REB:	10	04/11/17	PHO	@	SAC
AST:	7 (2)	04/15/15	SAC	@	LAL
STL:	4 (7)	03/02/018	DEN	@	MEM
TO:	5 (3)	04/10/15	SAC	@	OKC
BLK:	3	03/10/18	MEM	@	DAL
PTS:	31	04/16/14	PHO	@	SAC

TRANSACTIONS/CAREER NOTES: Selected after redshirt freshman season in the first round (7th overall) of the 2013 NBA Draft by the Sacramento Kings out of Kansas (6/27/13) ... Signed by the Kings to a multi-year contract (7/13/13) ... Agreed to a multi-year deal with the Grizzlies (7/6/17) ... Traded with Deyonta Davis, cash considerations and a 2021 second round draft selection in exchange for Garrett Temple (7/17/18).

NBA CAREER: Averaging 9.1 ppg (.417 FG%, .351 3pt%, .785 FT%), 2.6 rpg, 1.2 apg, 0.7 spg and 24.5 mpg in 349 career games (233 starts) in five seasons two teams: Sacramento (2013-14 -- 2016-17) and Memphis (2017-18).

HONORS/AWARDS: Named NBA Western Conference Rookie of the Month for November during 2013-14 season ... Was bestowed with the 2015-16 Oscar Robertson Triple-Double Award (Kings Community Impact award).

2017-18 (Memphis): Averaged 7.5 ppg (.421 FG%, .346 3pt%, .828 FT%), 2.5 rpg, 0.9 apg, 0.7 spg and 19.5 mpg in 56 games (17 starts) ... As a starter, averaged 10.8 ppg (.476 FG%, .365 3pt%, .800 FT%), 3.5 rpg, 1.5 apg, 0.9 spg, 0.4 bpg and 26.4 mpg in 17 games ... As a reserve, averaged 6.1 ppg (.387 FG%, .333 3pt%, .853 FT%), 2.1 rpg, 0.6 apg, 0.6 spg and 16.5 mpg in 39 games as a reserve ... Missed 26 games ... Inactive in eight games due to a right fifth metatarsal fracture (10/18-11/1/17) ... Inactive in three games due to G League assignment (11/4-11/7/17) ... Did not play in 12 games due to coach's decision (12/23-12/30/17, 1/2/18, 1/10/18, 1/15/18, 1/17/18, 2/7/18, 3/17/18, 3/24/18, 3/28/18) ... Did not play in two games due to right knee soreness (1/26/18, 1/29/18) ... Scored in double digits 20 times and 20 or more points in two contests ... Led the team in scoring and rebouding in one game each ... Top Single-Game Performances: Scored a season-high 21 points as he went 6-for-13 from the field and 6-of-6 from the free throw line in a win vs. Sacramento (1/19/18) ... Swiped four steals and scored 12 points vs. Denver (3/2) ... Totaled 20 points, seven rebounds and four assists at Orlando (3/3/18) ... Collected 10 points, six rebounds, three assists, three blocks and one steal at Dallas (3/10/18) ... Went 8-of-15 from the field for 18 points and added seven rebounds at Minnesota (4/9/18).

2016-17 (Sacramento): Averaged 8.1 ppg (.430 FG%, .382 3pt%, .753 FT%), 2.1, 0.8 rpg, 0.5 spg and 19.3 mpg in 61 games (26 starts) ... As a starter, averaged 8.4 ppg (.406 FG%, .402 3pt%, .795 FT%), 2.3 rpg, 0.8 apg, 0.7 spg and 22.2 mpg in 27 games ... As a reserve, averaged 7.9 ppg (.449 FG%, .361 3pt%, .714 FT%), 2.0 rpg, 0.9 apg and 17.0 mpg in 34 games as a reserve ... Missed 21 games ... Did not play in 18 games due to coach's decision (11/6/16, 11/10/16, 11/28-12/4/16, 1/6/17, 1/8/17, 1/15/17, 1/21-1/30/17, 3/5/17, 3/8/17, 3/11/17, 3/15/17) ... Inactive in one game due to a left quad contusion (12/14/16) ... Inactive in two games due to personal reasons (3/18/17, 3/19/17) ... Scored 10-plus points in 17 games and 20 or more in three games ... Collected double digits rebounds in one outing ... Notched one double-double ... Led the team in scoring six times ... Top Single-Game Performances: Posted 22 points, including six three-pointers and nine rebounds for a near double-double to go with three assists and four steals in a win vs. Atlanta (2/10/17) ... Scored 18 points as he shot 8-for-13 and a perfect 5-of-5 from beyond the arc in a win vs. Dallas (4/4/17) ... Grabbed 10 boards while scoring 13 points for his lone double-double of the season in a win vs.

Phoenix (4/11/17).

2015-16 (Sacramento): Averaged 7.8 ppg (.429 FG%, .362 3pt%, .718 FT%), 2.2 rpg, 1.2 apg and 21.2 mpg in 68 games (53 starts) ... As a starter, averaged 8.2 ppg (.439 FG%, .361 3pt%, .711 FT%), 2.3 rpg, 1.1 apg, and 22.2 mpg in 53 games ... As a reserve, averaged 6.5 ppg (.381 FG%, .368 3pt%, .741 FT%), 1.9 rpg, 1.3 apg and 17.9 mpg in 15 games ... Missed 14 games ending games played streak at 211, second-longest active streak ... Did not play in four games due to a sprained right wrist (2/1/16, 2/7-2/10/16) ... Did not play in nine games due to a right ring finger tip non-displaced fracture (3/9-3/15/18, 3/18-3/25/18) ... Inactive in one game due to a right ring finger tip non-displaced fracture (3/16) ... Scored in double-figures in 20 games, 20 or more in two ... Led the team in scoring in three games ... Top Single-Game Performances: Recorded 17 points (7-12 FG, 3-4 3pt), one rebound and three assists in 32 minutes at Miami (11/19/15) ... Scored a game-high 19 points, grabbed a season-high and career-high-tying nine rebounds, recorded three steals and one block in 42 minutes at Houston (12/5/15) ... Tallied a team-high-tying and season-best 26 points as he set his career-high in three-pointers made and added (9-17 FG, 5-10 3pt, 3-4 FT) four rebounds, two assists and one steal in 31 minutes at New Orleans (1/28/16)

2014-15 (Sacramento): Averaged 12.1 ppg (.437 FG%, .358 3pt%, .813 FT%), 2.9 rpg, 1.7 apg and 32.6 mpg in 82 games (82 starts) ... Scored in double-figures in 53 games, 20 or more 13 times ... Led the Kings in scoring in six games and assists in four ... Top Single-Game Performances: Tallied 23 points and eight rebounds in a win vs. L.A. Lakers (12/21/14) ... Scored 27 points (10-16 FG, 3-4 3pt, 4-4 FT) in a win at Charlotte (3/11/15) ... Notched 24 points, five rebounds, seven assists and two steals as he knocked down nine of his 18 attempts from his field in a win at L.A. Lakers (4/15).

2013-14 (Sacramento): As a rookie, averaged 8.8 ppg (.376 FG%, .320 3pt% .804 FT%), 2.9 rpg, 1.0 apg and 26.7 mpg in 82 games (55 starts) ... As a starter, averaged 9.7 ppg (.373 FG%, .311 3pt%, .814 FT%), 3.1 rpg, 1.1 apg, 0.6 spg and 29.9 mpg in 55 games ... As a reserve, averaged 6.7 ppg (.383 FG%, .347 3pt%, .767 FT%), 2.4 rpg, 0.9 apg, 0.5 spg and 20.0 mpg in 27 games off the bench ... Named Western Conference Rookie of the Month for games played in November after averaging 9.1 ppg (.378 FG%, .350 3pt%, .810 FT%), 2.9 rpg, 0.9 apg and 22.8 mpg in 14 games (8 starts) ... Was selected to participate in the 2014 Sprite Slam Dunk contest, held on February 15 at the NBA All-Star Weekend in New Orleans, joining Terrence Ross (Toronto), Paul George (Indiana), Damian Lillard (Portland), John Wall (Washington), and Harrison Barnes (Golden State) ... Scored in double-figures in 33 games, 20 or more points in three games, 30 points or more once ... Led the team in scoring in four games, rebounding in one, assists in one ... Top Single-Game Performances: Tallied career-highs in points (game-high 31), five rebounds, a season-high five assists and a steal in 42 minutes vs. Phoenix (4/16/14) ... Scored 20 points (8-17 FG, 4-7 3pt), six rebounds, one assist and two steals in 32 minutes off the bench vs. Lakers (12/6/13) ... Had 20 points (8-13 FG, 4-7 3pt) at Miami (12/20/13).

COLLEGE (Kansas 2012-13): An early entry candidate, averaged 15.9 ppg (.495 FG%, .420 3pt%, .870 FT%), 5.2 rpg, 2.0 apg, 1.0 spg, and 32.2 mpg in 37 appearances for the Jayhawks ... Set the KU freshman record in scoring (3rd in the Big 12) and free throw percentage ... Was named to the Second Team All-America by the AP, NABC, and USBWA in 2013 ... Also chosen John R. Wooden Award All-America, Lute Olson All-America Team, Third Team All-America by Sporting News and USBWA Freshman All-America ... Was listed on the final ballot for the John R. Wooden Award given to the nation's top player, as well as one of 14 finalists for USBWA Oscar Robertson Player of the Year, 30 candidates for the Naismith Award and eight for USBWA Wayman Tisdale Freshman of the Year ... An All-Big 12 First Team honoree by both the coaches and media as well as a Big 12 All-Rookie Team pick ... A three-time Big 12 Rookie of the Week and one-time league player of the week ... Became only the second Jayhawk in the 17-year history of the Big 12 to win both awards in the same season ... Had 11 games of 20 points or more, including three 30-point performances ... His 36 points against West Virginia broke the Kansas freshman single-game scoring record and his three 30-point efforts also set a KU freshman single-season mark ... Set Kansas freshman records in scoring (15.9 ppg, 589 points) and free throw percentage (87.0) ... Led Kansas in scoring at 15.9 points per game, a Jayhawk freshman record and third in the Big 12 ... Paced the conference with an 87.0 free throw percentage and also ranked among the league leaders in field goal percentage (8th, .495 FG%), three-point field goal percentage (2nd, .420 3pt%), three-point field goals made (6th, 2.0) and rebounds (20th, 5.2 rpg) ... Redshirted in 2011-12, sitting out the season as a partial academic qualifier ... Was able to practice with the team during the second semester ... Made the Big 12 honor roll that semester with a GPA over 3.0.

PERSONAL: Twitter: @benmclemore ... Lists "The Hangover" and "Friday" as all-time favorite movies ... Favorite comfort is hamburgers. Averaged 16 points and seven rebounds over six games as a high school senior at Christian Life Center in Humble, Texas after transferring there from Oak Hill Academy in Mouth of Wilson, Va. ... Ranked No. 17 nationally by Rivals.com ... Spent his junior season at Wellston High School in St. Louis, averaging 28.3 ppg, 12.7 rpg, 6.2 apg, 2.6 spg and 2.3 bpg ... Wellston closed following the 2009-10 academic year.

50 | ZACH RANDOLPH

POSITION: Forward
HEIGHT/WEIGHT: 6-9 / 260lbs
YEARS: 18TH NBA SEASON
BEFORE NBA/COUNTRY: Michigan State, USA
HIGH SCHOOL: Marion HS (Marion, IN)
BORN: 7/16/81 (Marion, IN)

NBA REGULAR SEASON STATISTICS

Year-Team	G	MIN	FGM	FGA	PCT	FG3M	FG3A	PCT	FTM	FTA	PCT	OFF	DEF	TOT	AST	PF	DQ	STL	TO	BLK	PTS	RPG	APG	PPG
01-02 Por.	41	238	48	107	.449	0	0	---	18	27	.667	31	38	69	13	29	0	7	15	4	114	1.7	0.3	2.8
02-03 Por.	77	1301	264	515	.513	0	5	.000	122	161	.758	139	204	343	41	141	0	42	62	14	650	4.5	0.5	8.4
03-04 Por. .	81	3067	663	1368	.485	1	5	.200	299	393	.761	242	609	851	163	227	0	68	247	41	1626	10.5	2.0	20.1
04-05 Por.	46	1603	332	741	.448	0	6	.000	207	254	.815	142	300	442	86	112	3	34	112	17	871	9.6	1.9	18.9
05-06 Por.	74	2545	536	1229	.436	16	55	.291	245	343	.714	193	399	592	144	185	1	57	165	14	1333	68.0	1.9	18.0
06-07 Por.	68	2425	600	1286	.467	14	48	.292	394	481	.819	199	489	688	147	184	1	53	215	15	1608	10.1	2.2	23.6
07-08 NY.	69	2244	486	1058	.459	22	80	.275	223	289	.772	184	526	710	140	194	1	59	186	16	1217	10.3	2.0	17.6
08-09 NY-LAC	50	1757	415	873	.475	32	97	.330	179	244	.734	157	347	504	103	133	0	43	114	16	1041	10.1	2.1	20.8
09-10 Mem..	81	3051	652	1336	.488	15	52	.288	362	465	.778	330	620	950	149	226	3	80	174	34	1681	11.7	1.8	20.8
10-11 Mem.	75	2724	598	1188	.503	8	43	.186	300	396	.758	326	588	914	163	175	0	63	151	25	1504	12.2	2.2	20.1
11-12 Mem.	28	735	132	285	.463	2	8	.250	58	88	.659	78	147	225	48	57	0	21	40	4	324	8.0	1.7	11.6
12-13 Mem.	76	2607	471	1024	.460	2	23	.087	225	300	.750	310	544	854	108	180	0	61	150	31	1169	11.2	1.4	15.4
13-14 Mem.	79	2705	560	1198	.467	2	20	.100	250	337	.742	265	530	795	200	210	0	54	183	23	1372	10.1	2.5	17.4
14-15 Mem.	71	2304	454	932	.487	7	20	.350	228	298	.765	225	522	747	153	175	1	69	156	14	1143	10.5	2.2	16.1
15-16 Mem.	68	2016	431	907	.475	6	26	.231	172	216	.736	179	350	529	142	146	0	43	105	13	1040	7.8	2.1	15.3
16-17 Mem.	73	1786	433	964	.449	21	94	.223	141	193	.731	182	416	598	122	136	1	38	99	10	1028	8.2	1.7	14.1
17-18 Sac.	59	1508	361	763	.473	51	147	.347	84	107	.785	97	300	397	127	119	0	42	116	10	857	6.7	2.2	14.5
TOTALS	**1116**	**34616**	**7436**	**15774**	**.471**	**199**	**729**	**.273**	**3507**	**4592**	**.764**	**3279**	**6929**	**10208**	**2049**	**2629**	**11**	**834**	**2290**	**301**	**18578**	**9.1**	**1.8**	**16.6**

NBA PLAYOFFS STATISTICS

Year-Team	G	MIN	FGM	FGA	PCT	FG3M	FG3A	PCT	FTM	FTA	PCT	OFF	DEF	TOT	AST	PF	DQ	STL	TO	BLK	PTS	RPG	APG	PPG
01-02 Por.	1	1	0	0	---	0	0	---	0	0	---	0	0	0	0	0	0	0	0	0	0	0.0	0.0	0.0
02-03 Por.	7	205	32	61	.525	0	0	---	33	37	.892	22	39	61	17	11	0	3	13	2	97	8.7	1.6	13.9
10-11 Mem.	13	515	100	224	.446	2	8	.250	87	106	.821	43	98	141	45	31	0	14	27	10	289	10.8	2.4	22.2
11-12 Mem.	7	248	37	88	.420	0	4	.000	22	35	.629	27	42	69	25	6	0	0	11	4	96	9.9	0.9	13.7
12-13 Mem.	15	554	99	215	.460	0	1	.000	63	94	.670	59	91	150	52	24	0	0	31	7	261	10.0	1.6	17.4
13-14 Mem.	6	234	42	104	.404	0	1	.000	25	41	.610	17	35	52	13	14	0	5	10	1	109	8.7	2.3	18.2
14-15 Mem.	11	382	71	168	.423	1	5	.200	29	33	.879	32	61	93	37	23	0	6	23	0	172	8.5	2.1	15.6
15-16 Mem.	4	120	23	62	.371	0	0	---	6	7	.857	15	20	35	7	10	0	1	7	0	52	8.8	1.8	13.0
16-17 Mem.	6	191	35	83	.422	1	7	.143	8	11	.727	9	40	49	4	14	0	5	7	2	79	8.2	0.7	13.2
TOTALS	**70**	**2450**	**439**	**1005**	**.437**	**4**	**26**	**.154**	**273**	**364**	**.750**	**224**	**426**	**650**	**120**	**213**	**0**	**51**	**129**	**26**	**1155**	**1.8**	**3.0**	**16.5**

TRANSACTIONS/CAREER NOTES: An early-entry candidate selected in the first round (19th overall) of the 2001 NBA Draft by the Portland Trail Blazers out of Michigan State ... Signed a multi-year contract with Portland (8/20/01) ... Signed a multi-year contract extension with Portland (11/4/04) ... Traded by Portland with Dan Dickau and Fred Jones to the New York Knicks for Steve Francis and Channing Frye (6/28/07) ... Traded by New York with Mardy Collins to the LA Clippers for Cuttino Mobley and Tim Thomas (11/21/08) ... Traded by the LA Clippers to the Memphis Grizzlies for Quentin Richardson (7/17/09) ... Signed a multi-year contract extension with Memphis (4/20/11) ... Exercised a player option to extend his contract with Memphis (6/27/14) ... Signed a multi-year extension with Memphis (6/30/14) ... Signed a multi-year contract with the Kings (7/10/17)

NBA CAREER: Averaging 16.6 ppg (.471 FG%, .273 3pt%, .764 FT%), 9.1 rpg, 1.8 apg, 0.7 spg, 0.3 bpg and 31.0 mpg in 1,116 career games (882 starts) in his 17 NBA seasons with fives teams: Portland (2001-02 – 2006-07), New York (2007-08, 2008-09), Los Angeles Clippers (2008-09), Memphis (2009-10 – 2016-17) and Sacramento (2017-18) ... Owns 488 career double-doubles (third among active players behind only Dwight Howard and Pau Gasol) and one triple-double (3/19/16) ... Ranks 66th all-time in career points, 62nd in career rebounds, 22nd in career offensive rebounds, Averaged at least 20 points and 10 rebounds in five

RANDOLPH'S CAREER HIGHS					
MIN:	50 (2)	02/09/10	MIA	@	MEM
FGM:	17	01/19/07	POR	@	PHO
FGA:	40	01/27/07	POR	@	MEM
3FGM:	5	12/08/17	SAC	@	NOP
3FGA:	9	12/08/17	SAC	@	NOP
FTM:	15	11/10/06	NOK	@	POR
FTA:	20	11/15/06	POR	@	CLE
OREB:	13	11/15/14	DET	@	MEM
DREB:	16 (2)	02/19/10	MIA	@	MEM
REB:	25	02/27/10	MEM	@	NYK
AST:	10	03/19/16	LAC	@	MEM
STL:	5	02/10/04	UTA	@	POR
TO:	7 (10)	02/28/15	MEM	@	MIN
BLK:	5	11/23/04	POR	@	MIA
PTS:	50	02/19/10	MIA	@	MEM

RANDOLPH'S PLAYOFF CAREER HIGHS					
MIN:	56	05/09/11	MEM	@	OKC
FGM:	12 (3)	05/13/11	MEM	@	OKC
FGA:	25	05/09/11	MEM	@	OKC
3FGM:	1 (3)	05/13/15	MEM	@	GS
3FGA:	2 (2)	05/13/12	MEM	@	LAC
FTM:	16	05/09/11	MEM	@	OKC
FTA:	17	05/09/11	MEM	@	OKC
OREB:	9	05/25/13	MEM	@	SA
DREB:	14	04/17/11	MEM	@	SA
REB:	21	05/07/11	MEM	@	OKC
AST:	6 (2)	04/24/14	MEM	@	OKC
STL:	3 (3)	04/26/14	MEM	@	OKC
TO:	5 (2)	04/27/13	MEM	@	LAC
BLK:	3	05/11/12	MEM	@	LAC
PTS:	34 (2)	05/09/11	MEM	@	OKC

different seasons ... Averaged at least 20 points and 10 rebounds in five different seasons (2003-04, 2006-07, 2008-09, 2009-10, 2010-11) ... Second on the Grizzlies franchise career field goals made (3,731) and defensive rebounds (3,717) list and ranks first in offensive rebounds (1,895), total rebounds (5,612) and double-doubles (285) ... Has scored 10+ points 925 times, including 409 games with 20+ points, 51 games with 30+ points and three games with 40+ points.

NBA AWARDS/HONORS: Selected to the 2010-11 All-NBA Third Team ... His selection to an All-NBA team marked a career first and a franchise first for the Grizzlies ... Two-time NBA All-Star (2010, 2013) ... Received the 2003-04 NBA Most Improved Player Award.

NBA PLAYOFFS: Averaging 16.5 ppg (.437 FG%, .154 3pt%, .750 FT%), 9.3 rpg, 1.7 apg, 0.7 spg, 0.4 bpg and 35.0 mpg in 70 playoff games (64 starts) for Portland (2001-02, 2002-03) and Memphis (2010-11– 2016-17) ... The Grizzlies' all-time postseason leader in points (979), rebounds (540), rebounding average (9.6) and field goals made (372) ... Owns 29 career postseason double-doubles.

2017-18 (Sacramento): Averaged 14.5 ppg (.473 FG%, .347 3pt%, .785 FT%), 6.7 rpg, 2.2 apg, 0.7 spg and 25.6 mpg in 59 games (58 starts) ... As a starter, averaged 14.4 ppg (.469 FG%, .354 FG%, .781 FT%) , 6.7 rpg, 2.2 apg, 0.7 spg and 25.4 mpg in 58 games ... As a reserve, totaled 22 points (10-15 FG, 0-3 3pt, 2-2 FT), seven rebounds and two assists in 34 minutes in his lone game off the bench ... Missed 23 games ... Inactive in two games due to oral surgery (10/18/17, 1/6/18) ... Inactive in two games due to rest (10/29/17, 12/17/17) ... Did not play in 12 games due to coach's decision (1/15/18, 1/22/18, 2/14/18, 3/1/18, 3/4/18, 3/9/18, 3/25-3/29/18, 4/6-4/11/18) ... Inactive in one game due to left knee soreness (1/23/18) ... Inactive in one game due to gastroenteritis (3/22/18) ... Inactive in three games due to personal reasons (3/31-4/3/18) ... Ranks 62nd in NBA history in career points and 12th amongst active players (18,578) ... Became the 70th player to score 18,000 points during an NBA career on Dec. 2 at Milwaukee ... Surpassed Terry Cummings, Michael Cage and Kevin Garnett in career offensive rebounds as he sits at 22nd on the all-time list and third amongst active players (3,279) ... 37th on the NBA's all-time rebounds list and ranks fourth in rebounds by active players (10,208) ... Grabbed career rebound No. 10,000 on Dec. 20 at Brooklyn ... Dished out career assist No. 2,000 on Jan. 17 vs. Utah ... One of 19 players in NBA history to record 18,000 points, 10,000 rebounds and 2,000 assists during their NBA career ... Made 51 three-pointers for a new single season career-high ... Recorded double figure scoring in 46 games, 20 or more points in 12 contests and 30+ points in one outing ... Collected 10 or more rebounds in nine games ... Totaled eight double-doubles ... Just the sixth player since 1981 to record two double-doubles with 29 points and 12 rebounds or better at 35 years or older ... Led the team in scoring in 17 games, rebounding in 19 games and assists in six games ... Top Single-Game Performances: Totaled 22 points, seven rebounds, seven assists and three steals in a win vs. L.A. Lakers (11/25/17) ... Pulled down 13 rebounds and added 25 points in a win at Chicago (12/1/17) ... Posted 35 points and 13 rebounds going 14-of-22 from the field and a career-high 5-for-9 from three-point range to become just the seventh player at 35+ years old to score 35 or more points with a double-double in a win at New Orleans (12/8/17) ... Went 11-for-23 from the field for 26 points to go with 12 rebounds in a win at New Orleans (1/30/18) ... Tallied 29 points and 12 rebounds as he knocked down 12 of his 23 attempts, including four three-pointers vs. Oklahoma City (2/22/18).

2016-17 (Memphis): Averaged 14.1 ppg (.449 FG%, .223 3pt%, .731 FT%), 8.2 rpg, 1.7 apg, 0.5 spg, 0.1 bpg and 24.5 mpg in 73 games (5 starts) ... As a starter, averaged 9.2 ppg (.446 FG%, .429 3pt%, .947 FT%), 3.3 rpg, 2.1 apg, 0.9 spg, 0.5 bpg and 28.5 mpg in 15 games ... As a reserve, averaged 7.7 ppg (.380 FG%, .363 3pt%, .729 FT%), 3.1 rpg, 1.8 apg, 0.8 spg, 0.5 bpg and 23.7 mpg in 58 games ... Missed a total of nine games ... Ranked seventh among reserves in scoring ... Ranked 15th in the league in rebounds per game ... Recorded more rebounds per game than any other NBA reserve ... Ranked second in offensive rebounds per game among reserves ... Away from the team for seven games due to personal reasons (11/25-12/5/16) ... Did not play in one game due to a coach's decison (2/8/17) ... Inactive in one game due to rest (4/9/17) ... Led the Grizzlies in scoring five times, in rebounding 35 times, in steals 10 times, in blocks seven times and in minutes twice (all including ties) ... Became Michigan State Univeristy's all-time NBA leading scorer as he surpassed Magic Johnson (17,707) and put himself at 75th all-time with 17,721 career regular season points ... Reached 17,000 career points to become just the 12th player in NBA history to record 17,000 career points and 3,000 career offensive rebounds ... Notched 182 offensive boards to total 3,182 for his career, passing David Robinson (3,083) for 25th highest total in League history ... Surpassed Pau Gasol (3,324) as the Grizzlies franchise leader in field goals made with 3,731 field goals made in a Memphis uniform ... Set the Grizzlies single-season record with 54 double-figure scoring games off the bench previously held by Mike Miller and O.J. Mayo with 47 ... Recorded 19 double-figure rebounding games off the bench to set another club single-season record previously held by Michael Smith with 11 ... Scored in double figures 59 times, including 10 games with at least 20 points ... Grabbed double-digit rebounds 21 times ... Recorded 20 double-doubles ... Notched more double-doubles (19) off the

bench than any other player ... Top Single Game Performances: Recorded a double-double in the season opener with 19 points (7-12 FG, 1-2 3pt, 4-6 FT) and 11 rebounds in a win vs. Minnesota (10/26/16) ... Posted a double-double with 12 points (5-16 FG, 2-4 FT) and 14 rebounds in 22 minutes, including an eight point and nine rebound fourth quarter in a win vs. Philadelphia (12/6/16) ... Scored a team-high tying 27 points (12-17 FG, 1-1 3pt, 2-2 FT), added 11 rebounds and dished out a season-high six assists in 35 minutes off the bench in a 24-point come-from-behind overtime victory at Golden State (1/6/17) ... Totaled 15 points (7-19 FG, 1-1 3pt) and a team and season-high 16 rebounds, including eight offensive boards vs. Chicago (1/15/17) ... Posted 20 points (7-14 FG, 2-3 3pt, 4-5 FT) and 10 boards for his second 20 and 10 game of the year vs. Sacramento (1/20/17) ... Notched team-highs including a season-high 28 points (12-20 FG, 0-1 3pt, 4-4 FT) and nine rebounds in a win at Utah (1/28/17) ... Posted a double-double with 17 points (5-18 FG, 0-2 3pt, 7-8 FT) and 15 boards vs. Sacramento (3/27/17) ... Pulled down 16 rebounds for the second time on the season and totaled 18 points (7-21 FG, 0-3 3pt, 4-6 FT) for another double-double at San Antonio (4/4/17).

2017 Playoffs: Averaged 13.2 ppg (.422 FG%, 1-7 3pt, 8-11 FT), 8.2 rpg, 0.7 apg, 0.8 spg, 0.3 bpg and 31.8 mpg in six games for Memphis (4 starts) ... Scored in double-figures four times and 20+ points once ... Grabbd 10 or more rebounds in three games ... Recorded three double-doubles ... Top Single-Game Performances: Totaled 18 points (9-18 FG, 0-1 3pt), 10 boards and three steals for his first double-double of the 2017 postseason at San Antonio (4/17/17) ... Followed up his double-double with 21 points (9-16 FG, 1-2 3pt, 2-2 FT) and eight rebounds in a playoff win vs. San Antonio (4/20/17).

2015-16 (Memphis): Averaged 15.3 ppg (.475 FG%, 6-26 3pt, .796 FT%), 7.8 rpg, 2.1 apg, 0.6 spg, 0.2 bpg and 29.6 mpg in 68 games (53 starts) ... As a starter, averaged 15.6 ppg (.467 FG%, 6-23 3pt, .811 FT%), 7.8 rpg, 2.2 apg, 0.6 spg, 0.1 bpg and 30.5 mpg in 53 starts ... As a reserve, averaged 14.1 ppg (.512 FG%, 1-3 3pt, .745 FT%), 7.7 rpg, 1.6 apg, 0.6 spg, 0.4 bpg and 26.7 mpg in 15 games ... Missed a total of 14 games due to injury ... Did not dress in seven games due to a sore right knee (11/20-11/27/15, 3/11/16, 3/16/16) ... Did not play in two games due to a coach's decision (3/7/16, 3/9/16) while tending to the same sore right knee ... Not with the team on three occasions due to a sore right knee (3/12/16, 3/14/16, 3/17/16) ... Did not dress in one game due to a right ankle sprain (3/25/16) ... Not with the team for one game due to a right ankle sprain (3/28/16) ... Vaulted to 94th in NBA history in career scoring after he surpassed the 16,000-point plateau and finished the season with 16,693 career regular season points ... Surpassed Randy Smith (101st, 16,262 points), Paul Arizin (100th, 16,266 points), Stephon Marbury (99th, 16,297 points), James Worthy (98th, 16,320 points), Joe Dumars (97th, 16,401 points), Jerry Stackhouse (96th, 16,409 points), and Tiny Archibald (95th, 16481) ... Leaped over Larry Bird (51st, 8974), Johnny Green (50th, 9083), and Artis Gilmore (9,161) to 47th on the NBA's all-time career rebounds list as he surpassed the 9,000-rebound mark during the season and ended the regular season with a career total of 9,213 rebounds ... Scored 10+ points 57 times, including 14 games with 20+ points ... Grabbed 10+ rebounds 18 times ... Recorded 17 double-doubles, including one triple-double ... Registered his first career triple-double in his 974th career NBA game, which set the league record for most career games before his first triple-double and broke Karl Malone's old mark of 860 games ... Became the third-oldest player in NBA history at 34 years and 247 days old to record his first triple-double, behind only Matt Barnes (36 years and two days old) and Dennis Rodman (34 years and 248 days old) ... Led the Grizzlies in scoring 17 times, in rebounding a team-high 28 times, in assists seven times, in steals eight times, in blocks five times and in minutes 12 times ... Paced the team in rebounding average for the fourth straight season and for the sixth time in his seven seasons in Memphis ... Ranked third in scoring average ... Led the team in total points (1,040), offensive rebounds (179), defensive rebounds (350), total rebounds (529) and field goals made (431) and attempted (907) ... Top Single-Game Performances: Recorded 15 points (6-12 FG, 3-4 FT) and eight rebounds as he tapped in the winning put-back with 0.6 seconds left in a home win vs. Portland (11/13/15) ... Scored 26 points (11-18 FG, 4-4 FT) and grabbed a season-high 18 rebounds in 31 minutes off the bench in a win at Portland (1/4/16) ... Posted 24 points (9-19 FG, 6-8 FT), which included 16 in the second half and a season-high three blocks in a win vs. Denver (1/8/16) ... Collected 25 points (8-17 FG, 1-1 3pt, 8-8 FT) and 13 rebounds in a win vs. Boston (1/10/16) ... Notched 26 points (12-19 FG, 2-2 FT), nine rebounds and four assists vs. Portland (2/8/15) ... Recorded his first career triple-double with a season-high 28 points (10-19 FG, 0-1 3pt, 8-8 FT), 11 rebounds and a career-high 10 assists vs. LA Clippers (3/19/16).

2016 Playoffs: Averaged 13.0 ppg (.371 FG%, 6-7 FT), 8.8 rpg, 1.8 apg, 0.3 spg and 29.9 mpg in four games (4 starts) ... Recorded two double-doubles ... Top Single-Game Postseason Performance: Tallied 20 points (9-21 FG, 2-2 FT) and 11 rebounds vs. San Antonio (4/22/16).

2014-15 (Memphis): Averaged 16.1 ppg (.487 FG, .350 3pt%, .765 FT%), 10.5 rpg, 2.2 apg, 1.0 spg, 0.2 bpg and 32.4 mpg in 71 games (71 starts) ... Missed 11 games ... Inactive in nine games due to a sore right knee (12/21/14-1/7/15) ... Missed one game due to illness (3/3/15) ... Missed one game due to rest (3/12/15) ... Scored his 15,000th career point and finished the season with a total of 15,653 career regular season points ... Passed Pau Gasol's 4,096 total rebounds in a Grizzlies uniform to become the Grizzlies' career leader in total rebounds as he finished the year with 4,485 ... Became one of 22 players in NBA history to record at least nine separate seasons with 15+ points and 10+ rebounds per game, the other 21 players are Hall of Famers or future Hall of Famers ... Joined Pau Gasol as one of six players in NBA history to average at least 15 points and 10 rebounds in their 14th NBA seasons or later (Moses Malone three times, Charles Barkley twice, Robert Parish and Artis Gilmore) and the first to do it since Barkley in 1998-99 ... Named a finalist for the J. Walter Kennedy Citizenship Award by the Professional Basketball Writers Association (PBWA) for his community-building charitable efforts during the season, one of five finalists in a field of 28 candidates ... Named NBA Western Conference Player of the Week for the week ending Feb. 1 after he averaged

20.5 ppg (.516 FG%, 0-2 3pt, .818 FT%) 13.8 rpg, 3.3 apg, 0.5 spg, 0.5 bpg and 33.6 mpg and led the Grizzlies to a 4-0 record in that span ... The Player of the Week Award marked his fourth career honor and fourth with the Grizzlies, which surpassed Pau Gasol for the most weekly awards in franchise history ... Ranked seventh in the league in rebounds per game, tied for eighth in offensive rebounds per game (3.2), eighth in second chance points (3.8), 15th in points in the paint (9.8) and tied for 10th in double-doubles ... Scored 10+ points 63 times and 20+ points 21 times ... Recorded 10+ rebounds 43 times and 20+ rebounds on two occasions ... Hauled in double digit rebounds in a career-high 18 consecutive games played (12/9/14-1/31/15) ... Recorded a double-double average for the eighth time in the last nine seasons and for the ninth time in his career ... Tallied 38 double-doubles ... Recorded 12 consecutive double-doubles (1/9-1/31/15), the second-longest streak by any NBA player during the season, topped by only Pau Gasol ... Led the Grizzlies in scoring 22 times, rebounding 48 times, assists 10 times, steals eight times, blocks four times and minutes 20 times (all including ties) ... Led the team in offensive rebounds (225), defensive rebounds (522) and total rebounds (747) as well as rebounds per game and double-doubles (38) ... Top Single-Game Performances: Totaled 25 points (12-16 FG, 1-1 FT) and 13 rebounds in the season opener vs. Minnesota (10/29/14) ... Recorded 22 points (7-14 FG, 8-10 FT) and 13 rebounds in the next game at Indiana (10/31/14), which marked the first time in his career to record at least 20 points and 13 rebounds in consecutive games to begin a season ... Posted a season-high 22 rebounds to set a career high and break his own franchise record with 13 offensive rebounds and added 17 points (7-22 FG, 3-6 FT) for a double-double in a win vs. Detroit (11/15/14) ... Notched 21 points (9-19 FG, 3-4 FT) and 21 rebounds in a triple overtime win at San Antonio (12/17/14) as he scored all six of the Grizzlies' points in the third and final overtime ... In just his second game back from a nine-game absence, recorded a season-high 27 points (11-16 FG, 5-6 FT), 17 rebounds and four assists in a double overtime win at Phoenix (1/11/15) ... Posted 22 points (10-15 FG, 2-4 FT), which included 16 second half points, and 10 rebounds in a win at Dallas (1/27/15) ... Scored 18 points (6-14 FG, 1-1 3pt, 5-6 FT), which included a 60-foot field goal, the second longest shot of the year and added 11 rebounds in a win at Utah (2/4/15) ... Knocked down the longest field goal of the season with a 62-foot heave, as he totaled 20 points (7-10 FG, 1-1 3pt, 5-6 FT) and five rebounds at Sacramento (2/25/15) ... Posted a double-double before halftime and finished the game with 15 points (6-13 FG, 0-1 3pt, 3-3 FT), 13 rebounds and a season-high tying six assists in a 36-point victory vs. New Orleans (4/8/15).

2015 Playoffs: Averaged 15.6 ppg (.423 FG%,1-5 3pt, .879 FT%), 8.5 rpg, 2.1 apg, 0.5 spg and 34.7 mpg in 11 postseason games (11 starts) ... Scored 10+ points 11 times and 20+ points three times ... Grabbed 10+ rebounds four times ... Posted four double-doubles ... Scored 20+ points in three consecutive games to open the Western Conference Semifinals ... Top Single-Game Performances: Tallied 16 points (6-19 FG, 0-1 3pt, 4-4 FT) and a playoff season-high 11 rebounds in a Game 1 win vs. Portland (4/19/15) in the opening round of the postseason ... Helped even the series up with 20 points (7-16 FG, 6-6 FT), seven rebounds and four assists in a win at Golden State (5/5/15) ... Scored a playoff season-high 22 points (9-15 FG, 0-1 3pt, 4-4 FT) and added eight rebounds in a win vs. Golden State in the Western Conference Semifinals to give Memphis a 2-1 series lead (5/9/15).

2013-14 (Memphis): Averaged 17.4 ppg (.467 FG%, 2-20 3pt, .742 FT%), 10.1 rpg, 2.5 apg, 0.7 spg, 0.3 bpg and 34.2 mpg in 79 games (79 starts) ... Missed three games due to injury/illness ... Missed two games due to a toe injury (11/30-12/3/14) ... Did not play in one game due to flu-like symptoms (3/5/14) ... Passed Pau Gasol (190) as the Grizzlies franchise double-double leader as he finished the season with 210 double-doubles in a Memphis uniform ... Recorded a double-double average for the eighth time in his career ... Set career highs for total assists (200) and assists per game ... Recorded his 400th double-double to become the eighth active player to notch 400 career double-doubles and the fourth quickest among active players to reach 400 behind only Tim Duncan, Dwight Howard and Kevin Garnett and finished the season with 416, which includes postseason games ... Tied for fourth in the NBA in double-doubles with 47, ranked ninth in rebound average, tied for 36th in scoring average and 39th in minutes per game ... One of seven players to average at least 17 ppg and 10 ppg ... Had more games with 20+ points, 10+ rebounds and 5+ offensive rebounds (16) than any other NBA player ... Won the Kia NBA Community Assist Award in November 2013, his third time to receive the honor, for his outstanding contributions to the Memphis community ... Led the team or tied for the team lead in scoring 33 times, rebounding 57 times, assists eight times, steals eight times, blocks five times and minutes 22 times ... Posted 10+ points 74 times, 20+ points 34 times and 30+ points once ... Grabbed 10+ rebounds 47 times and 20+ rebounds once ... Notched 20+ points and 10+ rebounds 27 times ... Tallied 20+ points and 20+ rebounds once ... Recorded 47 double-doubles ... Led the Grizzlies in scoring, rebounding, total points (1,372) and total rebounds (795) which marked the fourth time he led the team in those categories ... Also led the team in total offensive rebounds (265), total defensive rebounds (530), field goals made (560), field goals attempted (1,198), free throws made (250), free throws attempted (337) and total minutes (2,705) ... Top Single-Game Performances: Posted 23 points (10-19 FG, 3-4 FT) and a season-high 20 rebounds, including a season-best 10 offensive boards vs. New Orleans (1/20/14), which marked his 11th career game with 20 points and 20 rebounds ... Scored a season-high and team season-high 32 points (15-25 FG, 2-2 FT) and added nine rebounds to help Memphis clinch a franchise record fourth consecutive playoffs berth with a win at Phoenix (4/14/14) ... Posted 27 points (11-22 FG, 5-6 FT) and 14 rebounds for another double-double in an overtime win vs. Dallas (4/16/14).

2014 Playoffs: Averaged 18.2 ppg (.404 FG%, 0-1 3pt, .610 FT%), 8.7 rpg, 2.3 apg, 0.8 spg, 0.2 bpg and 39.1 mpg in six games (6 starts) in Memphis' opening round series against Oklahoma City ... Missed one game due to suspension by the NBA (5/3/14) after an altercation with Thunder center Steven Adams in the fourth quarter of Game 6 ... Scored 10+ points six times and 20+ points three times ... Grabbed 10+ rebounds three times ... Recorded three double-doubles and two 20-10 games ... Top Single-Game Performances: Started the postseason off with a 21-point (7-21 FG, 7-12 FT) and 11-rebound performance at Oklahoma

City (4/19/14) ... Recorded 25 points (10-20 FG, 5-6 FT) and six rebounds in a win at Oklahoma City (4/21/14).

2012-13 (Memphis): Averaged 15.4 ppg (.460 FG%, 2-23 3pt, .750 FT%), 11.2 rpg, 1.4 apg, 0.8 spg, 0.4 bpg and 34.3 mpg in 76 games (75 starts) ... Selected to an NBA All-Star game for the second time in his career ... Became the first Grizzlies player to make multiple All-Star appearances ... Led the NBA in total offensive rebounds with 310, his third highest regular season total ... Tied for fourth in the league in rebounding ... One of three qualifying players to average at least 15 points and 11 rebounds per game, the others being Dwight Howard and David Lee ... Averaged a double-double for the seventh time in his career ... Recorded 45 double-doubles ... Ranked fourth in the league in double-doubles ... Top Single-Game Performances: Posted season-highs with 38 points (15-22 FG, 8-8 FT) and 22 rebounds in 44 minutes in an overtime win vs. Phoenix (12/4/12), which marked his fourth career 30-20 game ... Totaled 25 points (10-16 FG, 5-5 FT), 16 rebounds and three steals in a win at Utah (12/15/12) ... Recorded 25 points (10-20 FG, 5-7 FT) and 19 rebounds in a regular season finale win vs. Utah (4/17/13).

2013 Playoffs: Averaged 17.4 ppg (.460 FG%, 0-1 3pt, .670 FT%), 10.0 rpg, 1.6 apg, 0.7 spg, 0.5 bpg and 36.9 mpg in 15 games (15 starts) ... Ranked T-15th in the league in scoring and seventh in rebounding during the postseason ... Led the team in scoring and rebounding ... Top Single-Game Performances: Posted his first double-double in the opening round of the playoffs with 27 points (9-18 FG, 9-10 FT) and 11 rebounds in a win vs. LA Clippers (4/25/13) ... Recorded a double-double with 28 points (8-17 FG, 12-16 FT) and 14 boards in a win at Oklahoma City (5/15/13) ... Grabbed 18 rebounds and added 15 points (6-18 FG, 3-8 FT) vs. San Antonio (5/21/13).

2011-12 (Memphis): Averaged 11.6 ppg (.463 FG%, .250 3pt%, .659 FT%), 8.0 rpg and 1.7 apg, 0.8 spg, 0.1 bpg and 26.2 mpg in 28 games (8 starts) ... Missed 34 games due to a torn right medial collateral ligament (1/3-3/13/12) sustained just four games into the season ... Recorded eight double-doubles ... Top Single-Game Performances: Scored a season-high 25 points (9-14 FG, 7-14 FT) and grabbed nine rebounds in 25 minutes in his first game back from injury vs. Toronto (3/16/12) ... Became just the second player in NBA history to score at least 25 points in his first game following a layoff of 10 weeks or more (Jeff Malone, 28 points on March 23, 1995) ... Grabbed a season-high 14 rebounds and added 14 points (6-17 FG, 0-1 3pt, 2-2 FT) in a win at Miami (4/6/12).

2012 Playoffs: Averaged 13.7 ppg (.420 FG%, 0-4 3pt, .629 FT%), a team-high 9.9 rpg, 0.9 apg, 1.0 spg, 0.6 bpg and 35.4 mpg in seven games (7 starts) against the LA Clippers in the first round of the Western Conference Playoffs ... Top Single-Game Performances: Recorded his first double-double of the postseason with 19 points (6-11 FG, 7-10 FT) and 10 boards in a win vs. LA Clippers (5/9/12) ... Followed up his Game 5 performance with 18 points (8-17 FG, 0-1 3pt, 2-6 FT) and a postseason-high 15 rebounds to go along with three blocks in a Game 6 win at LA Clippers (5/11/12).

2010-11 (Memphis): An All-NBA Third Team selection after he averaged 20.1 ppg (.503 FG%, .186 3pt%, .758 FT%), a franchise-record 12.2 rpg, 2.2 apg, 0.8 spg, 0.3 bpg and 36.3 mpg ... Set a career high in rebounds per game and tied a personal best in assists per game ... Recorded his 300th double-double and finished the season with 312 total double-doubles, including the postseason ... Won the NBA Cares Community Assist Award for December 2010 ... Ranked third in the NBA in rebounding and 19th in scoring ... Recorded 53 double-doubles ... Earned the Western Conference Player of the week award more than any other NBA player aside from Russell Westbrook, who received the award on four occasions ... Named the January 2011 Western Conference Player of the Month, after he averaged 22.4 ppg (.484 FG%, 0-9 3pt, .760 FT%), 14.2 rpg, 1.2 apg, 0.6 spg, 0.2 bpg and 36.8 mpg in 17 games (17 starts) in the month of January ... Named the Western Conference POW for the week of Jan. 3 after he averaged 20.6 ppg (.526 FG%, 0-2 3pt, .731 FT%), 14.5 rpg, 1.0 apg, 1.0 spg, 0.5 bpg and 38.0 mpg in four games (4 starts) ... Got the nod for player of the week for games played during the week of Jan. 24 after he averaged 20.6 ppg (.410 FG%, 0-4 3pt, .950 FT%), 15.0 rpg, 1.5 apg, 0.3 spg and 35.3 mpg in four games (4 starts) ... Awarded player of the week honors once again for the week of March 28, as he averaged 23.3 ppg (.636 FG%, 1-2 3pt, 13-14 FT), 10.3 rpg, 5.0 apg, 0.7 spg and 34.3 mpg in three games (3 starts) ... Top Single-Game Performances: Recorded a season-high 21 rebounds to go along with 24 points (11-23 FG, 0-1 3pt, 2-3 FT) at San Antonio (12/18/10) ... Notched a season-high 35 points (15-27 FG, 5-6 FT) and totaled 17 rebounds, three assists and two steals at Sacramento (12/29/10) ... Totaled 31 points (11-20 FG, 9-10 FT) and 16 rebounds in a win vs. Oklahoma City (1/4/11) ... Posted another 31-point performance (11-19 FG, 1-1 FT, 8-9 FT) and added 14 rebounds and four assists at Oklahoma City (2/8/11).

2011 Playoffs: Led Memphis to the Western Conference Semifinals for the first time in team history, after he averaged 22.2 ppg (.446 FG%, .250 3pt%, .629 FT%), 10.8 rpg, 2.4 apg and 39.6 mpg in 13 games (13 starts) ... Led the team and placed 10th in the NBA in scoring ... Ranked second on the team and fourth in the NBA in rebounding ... Recorded an NBA-high four 30-point, 10-rebound games ... Top Single-Game Performances: Tallied 25 points (8-21 FG, 1-1 3pt, 8-10 FT) , five rebounds, three assists and two steals as he knocked down the deciding three-pointer with 41.9 seconds remaining in a Game 3 win vs. San Antonio (4/23/11) ... Scored a franchise-record and career-high 34 points (12-22 FG, 2-2 3pt, 9-9 FT) to go along with 10 rebounds in a Game 1 win vs. Oklahoma CIty (5/1/11) in the Western Conference Semifinals ... Posted the first 20-point, 20-rebound game in franchise playoff history with 21 points (8-22 FG, 0-1 3pt, 5-8 FT) and a franchise record tying 21 boards in a win vs. Oklahoma City (5/7/11) ... Matched his franchise record with 34 points (9-25 FG, 16-17 FT) and 16 boards in a triple overtime vs. Oklahoma City (5/9/11).

2009-10 (Memphis): Averaged 20.8 ppg (.488 FG%, .288 3pt%, .778 FT%), 11.7 rpg, 1.8 apg, 1.0 spg, 0.4 bpg and 37.6 mpg in 81 games (81 starts) ... Surpassed 10,000 career points as he finished the season with 10,141 total career regular season points

... Eclipsed the 5,000 career rebound mark and finished with a career total of 5,149 rebounds by season's end ... Recorded his 200th career double-double and a total of 223 career double-doubles at the conclusion of the regular season ... Ranked tied for third in rebounding and 12th in scoring in the league ... One of three players (Chris Bosh, David Lee) to average at least 20 points and 10 rebounds ... Led the NBA with 4.1 offensive rebounds per game ... Recorded a career-high and franchise-record 57 double-doubles, second in the NBA behind Dwight Howard ... Led the Grizzlies in scoring and rebounding in his first season in Memphis ... Set or tied 16 franchise records ... Became the second All-Star in club history (Pau Gasol in 2005-06) ... Top Single-Game Performances: Posted a double-double with 32 points (13-21 FG, 1-1 3pt, 11-13 FT) and 24 rebounds in a win vs. Denver (2/20/09) ... Scored a season-high 33 points (14-21 FG, 0-1 3pt, 5-5 FT) and recorded 18 rebounds in a win vs. Golden State (12/22/09) ... Grabbed a career-high 25 rebounds and added 31 points (10-24 FG, 0-2 3pt, 11-13 FT) in a win at New York (2/27/10) ... Notched 31 points (12-18 FG, 0-1 3pt, 7-8 FT) and 18 rebounds in a win at Chicago (3/4/10).

2008-09 (New York/LA Clippers): Averaged 20.8 ppg (.475 FG%, .330 3pt%, .734 FT%), 10.1 rpg, 2.1 apg, 0.9 spg, 0.3 bpg and 35.1 mpg in 50 games (45 starts) with the New York Knicks and LA Clippers ... Scored 10+ points 45 games, 20+ in 32 games and 30+ in eight games ... Grabbed 10+ rebounds 29 times and 15 or more in four contests ... Recorded 29 double-doubles ... One of four NBA players (Chris Bosh, Dwight Howard, Al Jefferson) to average at least 20 points and 10 rebounds ... Traded from the New York Knicks to the LA Clippers on Nov. 21, 2008.

2008-09 (New York): Averaged 20.5 ppg (.434 FG%, 7-24 3pt, .821 FT%), 12.5 rpg, 1.4 apg, 1.2 spg, 0.3 bpg and 35.3 mpg in 11 games (11 starts) with the Knicks ... Top Single-Game Performances: Totaled 29 points (9-21 FG, 0-3 3pt, 11-12 FT) and 19 rebounds in a win vs. Oklahoma City (11/14/08) ... Recorded a 27-point (10-20 FG, 2-4 3pt, 5-7 FT), 18-rebound performance in the following game vs. Dallas (11/16/08)

2008-09 (LA Clippers): Averaged 20.9 ppg (.487 FG%, .342 3pt%, .701 FT%), 9.4 rpg, 2.3 apg, 0.8 spg, 0.3 bpg and 35.1 mpg in 39 games (34 starts) with the Clippers ... Top Single-Game Performances: Notched a season-high 38 points (15-30 FG, 2-5 3pt, 6-6 FT) and tallied 11 rebounds and two steals in a win at Portland (12/12/08) ... Secured 16 boards and scored 34 points (13-25 FG, 1-3 3pt, 7-8 FT) in a win at Indiana (12/19/08).

2007-08 (New York): Averaged 17.6 ppg (.459 FG%, .275 3pt%, .772 FT%), 10.3 rpg, 2.0 apg, 0.9 spg, 0.2 bpg and 32.5 mpg in 69 games (68 starts) ... Scored 10 or more points 61 times and 20 or more 30 times ... Grabbed 10+ boards in 40 games, 15+ in 10 games and 20+ in one game ... Collected 40 double-doubles ... Led the team in rebounding and ranked second in scoring ... Ranked 10th in the league in double-doubles ... Top Single-Game Performances: Collected a season-best 22 rebounds to go with 18 points (7-19 FG, 4-4 FT) at Houston (1/5/08) ... Totaled a season-high 29 points (11-21 FG, 0-1 3pt, 7-8 FT), 17 rebounds and five assists at Atlanta (2/29/08).

2006-07 (Portland): Averaged a career-high 23.6 ppg (.467 FG%, .292 3pt%, .819 FT%), 10.1 rpg, 2.2 apg, 0.8 spg, 0.2 bpg and 35.7 mpg in 68 games (67 starts) ... Became the first player in Trail Blazers history to lead the team in scoring and rebounding in four consecutive seasons ... The only NBA player to average at least 23 points and 10 rebounds ... Ranked 12th in the NBA in scoring and eighth in rebounding ... Top Single-Game Performances: Notched a double-double with 42 points (16-40 FG, 1-2 3pt, 9-11 FT) and 12 rebounds in a win at Memphis (1/27/07) ... Reached the 40 point mark again with 40 points (13-27 FG, 1-2 3pt, 13-15 FT) to go along with nine boards and three assists in a win at Charlotte (2/9/07) ... Eclipsed his 42 point performance from earlier in the season with a career-high 43 points (16-26 FG, 11-16 FT) and tallied 17 rebounds and five assists in the season finale vs. Memphis (3/29/07).

2005-06 (Portland): Averaged 18.0 ppg (.436 FG%, .291 3pt%, .714 FT%), 8.0 rpg, 1.9 apg, 0.8 spg, 0.2 bpg and 34.4 mpg in 74 games (71 starts) ... Led Trail Blazers in scoring, rebounding and double-doubles (21) for a third consecutive year ... Top Single-Game Performances: Recorded a career-high eight assists to go along with eight rebounds and 23 points (9-12 FG, 1-1 3pt, 4-8 FT) vs. Seattle (1216/05) ... Posted a double-double with a season-high 37 points (14-26 FG, 1-2 3pt, 8-8 FT) and 11 rebounds at Detroit (12/20/05) ... Scored 32 points (11-24 FG, 2-3 3pt, 8-10 FT) and grabbed a season-high tying 14 boards in a win vs. Phoenix (3/12/06).

2004-05 (Portland): Averaged 18.9 ppg (.448 FG%, 0-6 3pt, .815 FT%), 9.6 rpg, 1.9 apg, 0.7 spg, 0.4 bpg and 34.8 mpg in 46 games (37 starts) ... Scored in double-figures 43 times, 20+ points 22 times and 30+ points two times ... Grabbed 10+ rebounds in 22 games and 15 or more rebounds in five games ... Collected five-plus blocks in one game ... Recorded 22 double-doubles ... Led the team in scoring and rebounding ... Top Single-Game Performances: Scored a season-high 33 points (12-21 FG, 9-11 FT) and recorded 15 rebounds and four assists at Toronto (11/7/04) ... Grabbed a season-high 18 rebounds to go with 22 points (5-18 FG, 12-14 FT), five assists and one steal in a win vs. Milwaukee (11/19/04) ... Dished out a season-high six assists and added 22 points (9-14 FG, 4-4 FT) and 11 rebounds for a double-double in a win at Milwaukee (12/22/04).

2003-04 (Portland): Named the 2003-04 NBA Most Improved Player with a breakout campaign after he averaged 20.1 ppg (.485 FG%, 1-5 3pt, .761 FT%), 10.5 rpg, 2.0 apg, 0.7 spg, 0.5 bpg and 37.9 mpg in 81 games (80 starts) ... Ranked 16th in the NBA in scoring, sixth in rebounding and 17th in field goal percentage ... Became the first Trail Blazer to receive the NBA's Most Improved Player award since Kevin Duckworth for his 1987-88 season ... Scored 10 or more points in 78 games, 20+ in 42 games and 30+ in three games ... Pulled down 10+ rebounds 43 times and 20+ rebounds once ... Recorded five-plus assists in seven games ... Collected 43 double-doubles ... Led the Trail Blazers in scoring and rebounds ... Top Single-Game

Performances: Recorded his first double-double of the season with 21 points (8-13 FG, 5-5FT), 13 rebounds and four assists in a win vs. Cleveland (11/1/03) ... Scored a season-high 34 points (13-23 FG, 8-11 FT) to go with nine rebounds in a overtime win vs. Indiana (12/3/03) ... Posted a season-high 20 rebounds and added 29 points (10-23 FG, 9-10 FT), three assists and two steals in a win vs. Phoenix (12/18/03).

2002-03 (Portland): Averaged 8.4 ppg (.513 FG%, 0-5 3pt, .758 FT%), 4.5 rpg, 0.5 apg, 0.5 spg, 0.2 bpg and 16.9 mpg in 77 games (11 starts) ... As a starter, averaged 14.6 ppg (.550 FG%, 0-1 3pt, .750 FT%), 8.0 rpg, 0.9 apg, 1.1 spg, 0.2 bpg and 30.4 mpg in 11 games ... As a reserve, averaged 7.4 ppg (.500 FG%, 0-4 3pt, .760 FT%), 3.9 rpg, 0.5 apg, 0.5 spg, 0.2 bpg and 14.7 mpg in 66 games .. Scored in double-figures 31 times, 20+ points three times and 30 or more points once ... Recorded 10+ rebounds four times and 20+ in one game ... Posted four double-doubles ... Led the team in scoring four times and assists 14 times ... His field goal percentage marks his career-high to date ... Top Single-Game Performances: Recorded 15 points (6-14 FG, 3-3 FT) and 10 rebounds for his first career double-double in a win at New Orleans (1/24/03) ... Posted 21 points (10-15 FG, 0-1 3pt, 1-2 FT), 12 rebounds and two assists for another double-double in a win vs. LA Clippers (2/28/03) .. Notched a double-double with season-highs of 31 points (13-25 FG, 5-8 FT) and 20 rebounds at Memphis (4/11/03) ... Scored 27 points (13-17 FG, 1-2 FT) to go with six rebounds, two assists and two steals in a win vs. Phoenix (4/15/03).

2003 Playoffs: Averaged 13.9 ppg (.525 FG%, .892 FT%), 8.7 rpg, 1.6 apg, 0.4 spg, 0.3 bpg and 29.3 mpg in seven games (4 starts) against the Dallas Mavericks in the opening round of the postseason ... After Portland fell behind in the series 0-3, he was inserted into the starting lineup and averaged 20.5 ppg (.529 FG%, 28-31 FT), 11.0 rpg, 1.8 apg, 0.5 spg, 0.3 bpg and 38 mpg in the final four contests ... Scored 10+ points in four games and 20+ in three games ... Grabbed 10+ rebounds in four games ... Led the team in scoring three times and rebounding five times ... Recorded three double-doubles .. Top Single-Game Performances: In his first start of the series, recorded a double-double with 25 points (9-17 FG, 7-10 FT) and 15 rebounds in a 19-point win to avoid the sweep vs. Dallas (4/27/03)... Posted 21 points (6-10 FG, 9-9 FT) and 10 boards in a 22-point win vs. Dallas (5/2/03) to force a Game 7, which made Portland just the third team in NBA history to force a Game 7 after they lost the first three games of the series.

2001-02 (Portland): Averaged 2.8 ppg (.449 FG%, .667 FT%), 1.7 rpg, 0.3 apg, 0.2 spg, 0.1 bpg and 5.8 mpg in 41 games (0 starts) during his rookie season ... Scored 10+ points in four games ... Top Single-Game Performances: Scored a season high 14 points (6-10 FG, 2-3 FT) and added six rebounds in a win vs. Memphis (1/24/02) ... Tied his season-high with 14 points and grabbed a season-high nine rebounds in a win during the season finale vs. Houston (4/17/02).

COLLLEGE (Michigan State 2000-2001): Averaged 10.8 ppg (.587 FG%, .635 FT%), 6.7 rpg, 1.0 apg, 0.7 spg, 0.7 bpg and 19.8 mpg in 33 games in his only season at Michigan State University (2000-01) ... A key reserve for the Spartans during their Final Four run ... Earned Freshman All-American honors from The Sporting News ... Ranked third in the Big Ten in field goal percentage and ninth in rebounding ... Scored a career-high 27 points vs. Florida (12/6/00) ... Posted a career-high 14 rebounds in the NCAA Elite Eight vs. Temple (3/25/01).

PERSONAL: Born July 16, 1981 in Marion, Ind ... His full name is Zachary Randolph ... Nickname is "Z-BO," a reference to the Friday movie franchise ... Son of Mae Randolph ... Has one brother, Roger ... Has two sisters, Tomika and Kelly ... Attended Marion High School in Marion, Ind., where he earned USA Today and Parade First Team All-American honors as a senior in 2000 ... Named the MVP of the 2000 McDonald's All-American game ... Guided Marion to the 2000 Class 4A State Championship ... Named 2000 Indiana Player of the Year by USA Today ... Member of the silver medal winning U.S. Team at the 2000 World Championship for Young Men ... Has received the Kia NBA Cares Community Assist Award three times, Dec. 2010, Jan. 2013 and Nov. 2013, which recognizes players for their efforts to help the local community ... An advocate for pit bulls ... Teamed up with Tia Torres of Animal Planet's "Pit Bulls & Parolees," to help a troubled dog named "Little Z-Bo," receive long-term care, as he financed the entire rescue, rehabilitation and adoption process ... Has funded utility payments for 100 families in need during the holidays ... Took 100 children from the Boys and Girls Club of Greater Memphis on a holiday shopping spree at Sam's Club in Dec. 2010, where each child received an $100 gift card ... Co-hosted the 2012 Staxtcular event, the third time he hosted the event ... Appeared on "MTV Cribs" in Jan. 2006 ... Met Nelson Mandela as part of NBA's "Basketball Without Borders" event in Johannesburg, South Africa in Sep. 2004 ... His favorite basketball player growing up was Michael Jordan.

9 | IMAN SHUMPERT

ee-MON

POSITION: Guard

HEIGHT/WEIGHT: 6-5 / 220lbs

YEARS: 8TH NBA SEASON

BEFORE NBA/COUNTRY: Georgia Tech, USA

HIGH SCHOOL: Oak Park and River Forest HS (Oak Park, IL)

BORN: 6/26/90 (Oak Park, IL)

NBA REGULAR SEASON STATISTICS

Year-Team	G	MIN	FGM	FGA	PCT	FG3M	FG3A	PCT	FTM	FTA	PCT	OFF	DEF	TOT	AST	PF	DQ	STL	TO	BLK	PTS	RPG	APG	PPG
11-12 NYK	59	1705	214	534	.401	48	157	.306	87	109	.798	42	144	186	164	173	1	101	111	8	563	3.2	2.8	9.5
12-13 NYK	45	996	109	275	.396	51	127	.402	36	47	.766	31	105	136	75	99	1	43	37	7	305	3.0	1.7	6.8
13-14 NYK	74	1962	183	484	.378	76	228	.333	53	71	.746	81	227	308	129	209	1	92	79	13	495	4.2	1.7	6.7
14-15 NYK-CLE	62	1545	193	471	.410	67	196	.342	43	64	.672	55	169	224	135	138	2	81	91	16	496	3.6	2.2	8.0
15-16 CLE	54	1316	114	305	.374	43	146	.295	40	51	.784	32	171	203	92	119	0	54	57	19	311	3.8	1.7	5.8
16-17 CLE	76	1937	201	489	.411	94	261	.360	71	90	.789	39	179	218	109	150	0	62	78	27	567	2.9	1.4	7.5
17-18 CLE-SAC	14	276	22	58	.379	7	26	.269	11	15	.733	7	34	41	17	22	0	9	16	4	62	2.9	1.2	4.4
TOTALS	384	9737	1036	2616	.396	386	1141	.338	341	447	.763	287	1029	1316	721	910	6	442	469	94	2799	3.4	1.9	7.3

NBA PLAYOFFS STATISTICS

Year-Team	G	MIN	FGM	FGA	PCT	FG3M	FG3A	PCT	FTM	FTA	PCT	OFF	DEF	TOT	AST	PF	DQ	STL	TO	BLK	PTS	RPG	APG	PPG
11-12 NYK	1	19	0	2	.000	0	1	.000	0	0	.000	0	1	1	0	2	0	1	1	0	0	1.0	0.0	0.0
12-13 NYK	12	337	41	100	.410	18	42	.429	12	14	.429	18	54	72	16	36	1	13	14	3	112	6.0	1.3	9.3
14-15 CLE	20	695	59	164	.360	33	93	.355	30	40	.355	23	75	98	23	50	1	25	13	16	181	4.9	1.2	9.1
15-16 CLE	21	367	25	60	.417	13	34	.382	7	11	.636	10	37	47	17	36	0	10	13	3	70	2.2	0.8	3.3
16-17 CLE	17	276	25	60	.417	10	26	.385	14	17	.824	6	41	47	16	32	0	10	6	3	74	2.8	0.9	4.4
TOTALS	71	1694	150	386	.389	74	196	.378	63	82	.768	57	208	265	72	156	2	59	47	25	437	3.7	1.0	6.2

SHUMPERT'S CAREER HIGHS

MIN:	45	04/08/12	CHI	@	NYK
FGM:	10 (2)	01/02/14	NYK	@	SAS
FGA:	21	03/28/12	ORL	@	NYK
3FGM:	6 (2)	01/03/14	NYK	@	HOU
3FGA:	10	03/28/12	ORL	@	NYK
FTM:	8	03/09/13	UTA	@	NYK
FTA:	10 (3)	10/21/17	ORL	@	CLE
OREB:	6 (2)	03/05/16	BOS	@	CLE
DREB:	10	03/05/16	BOS	@	CLE
REB:	16	03/05/16	BOS	@	CLE
AST:	9	11/13/13	NYK	@	ATL
STL:	6 (2)	03/10/15	CLE	@	DAL
TO:	7	04/12/15	CLE	@	BOS
BLK:	2 (12)	03/24/17	CLE	@	CHA
PTS:	27	01/02/14	NYK	@	SAS

SHUMPERT'S PLAYOFFSCAREER HIGHS

MIN:	44	04/08/12	NYK	@	BOS
FGM:	8	05/04/15	CHI	@	CLE
FGA:	17	05/04/15	CHI	@	CLE
3FGM:	5	05/18/13	NYK	@	IND
3FGA:	10	05/04/15	CHI	@	CLE
FTM:	8	04/26/15	CLE	@	BOS
FTA:	8 (2)	06/16/15	GS	@	CLE
OREB:	4 (2)	05/12/15	CHI	@	CLE
DREB:	9	04/26/15	CLE	@	BOS
REB:	12	04/28/13	NYK	@	BOS
AST:	4 (3)	05/06/16	CLE	@	ATL
STL:	4	06/04/15	CLE	@	GS
TO:	4	04/20/13	NYK	@	BOS
BLK:	3(2)	05/12/15	CHI	@	CLE
PTS:	22	05/04/15	CHI	@	CLE

TRANSACTIONS/CAREER NOTES: An early entry candidate selected in the first round (17th overall) out of Georgia Tech after his junior season ... Traded in a three-team trade from New York along with J.R. Smith to Cleveland in exchange for Lou Amundson, Alex Kirk and a 2019 second round pick while Cleveland sent Dion Waiters to Oklahoma City for a 2016 first round draft choice and sent Lance Thomas to New York (1/5/15) ... Signed a multi-year deal with Cleveland (7/9/15) ... Sent to Sacramento with the rights of Dimitrios Agravanis, cash considerations and a 2020 second round pick in exchange for the rights of Arturas Gudaitits and George Hill while Utah sent Rodney Hood to Cleveland and Joe Johnson and cash consideration to Sacramento to receive Jae Crowder, Derrick Rose and a 2024 second round pick (2/8/18).

NBA AWARDS/HONORS: Named to the 2011-12 All-Rookie First Team ... 2016 NBA Finals champion.

NBA CAREER: Averaging 7.3 ppg (.396FG%, .338 3pt%, .763 FT%), 3.4 rpg. 1.9 apg, 1.2 spg and 25.4 mpg in 384 career games (205 starts) in four seasons with three teams: New York (2011-12 - 2014-15), Cleveland (2014-15 - 2017-18) and Sacramento (2017-18).

IMAN SHUMPERT

NBA PLAYOFFS: Averaging 6.2 ppg (.389 FG%, .378 3pt%, .768 FT%), 3.7 rpg, 1.0 apg, 0.8 spg, 0.4 bpg and 23.8 mpg in 71 career playoff games (29 starts) with two teams: New York (2011-12, 2012-13) and Cleveland (2014-15 – 2016-17).

2017-18 (Cleveland/Sacramento): Averaged 4.4 ppg (.379 FG%, .269 3pt%, .733 FT%), 2.9 rpg, 1.2 apg, 0.6 spg and 19.7 mpg in 14 games (6 starts) ... As a starter, averaged 4.2 ppg (.333 FG%, .214 3pt%, .800 FT%, 3.3 rpg, 2.0 apg, 1.2 spg, 0.5 bpg and 26.0 mpg in six games ... As a reserve, averaged 4.6 ppg (.419 FG%, .333 3pt%, .700 FT), 2.6 rpg, 0.6 apg and 15.0 mpg in eight games as a reserve ... Missed 68 total games this season ... Did not dress in one game due to right knee soreness (10/29) ... Inactive in three games due to right knee soreness (11/1-11/5/17) ... Inactive in five games due to a left knee effusion (11-20-11/24/17, 11/28/17, 11/30)/17 ... Inactive in 23 games due to left knee arthroscopic surgery (12/2/17-1/20/18) ... Did not play in six games due to coach's decision (1/26-2/6/18) ... Inactive in 13 games due to left foot plantar fasciitis and left knee rehabilitation (2/11-2/14/18, 3/7/18, 3/16/18, 3/25-4/1/18, 4/6-4/11/18) ... Inactive in one game due to a pending trade (2/9/18) ... Did not dress in one game due to left foot plantar fasciitis and left knee rehabilitation (2/22/18) ... Did not play in 14 games due to left foot plantar fasciitis and left knee rehabilitation (2/24-3/4/18, 3/9-3/14/18, 3/17-3/22/18, 4/3/18) ... Scored in double-figures in one game and 20-plus points in that same contest ... Top Single-Game Performance: Scored a season-high 21 points to go with seven rebounds and two assists vs. Orlando (10/21/18).

2016-17 (Cleveland): Averaged 7.5 ppg (.411 FG%, .360 3pt%, .789 FT%), 2.9 rpg, 1.4 apg, 0.8 spg, 0.4 bpg and 25.5 mpg in 76 games (31 starts) ... As a starter, averaged 9.1 ppg (.408 FG%, .368 3t%, .771 FT%), 3.2 rpg, 1.2 apg, 0.8 spg and 28.7 mpg in 31 games ... As a reserve, averaged 6.4 ppg (.414 FG%, .352 3pt%, .800 FT%), 2.7 rpg, 1.6 apg, 0.8 spg, 0.4 bpg and 23.3 mpg in 45 games off the bench ... Missed six games ... Did not dress in one game due to a left hamstring strain (11/27/17) ... Did not dress in three games due to a left ankle sprain (2/8-2/11/17) ... Inactive in one game due to right knee soreness (3/25/17) ... Did not dress in one game due to right knee soreness (3/27/17) ... Scored in double digits 20 times ... Top Single-Game Performances: Collected nine boards to go with 15 points and three steals at Golden State (1/16/17) ... Knocked down five three-pointers as he scored 17 points in a win vs. Phoenix (1/19/17) ... Totaled a season-high 18 points and grabbed five rebounds in a win vs. Detroit (3/14/17).

2017 Playoffs: Averaged 4.4 ppg (.417 FG%, .385 3pt%, .824 FT%), 2.8 rpg, 0.9 apg, 0.6 spg and 16.2 mpg in 17 games (0 starts) ... Missed one game ... Did not play in one game due to coach's decision (4/15/17) ... Top Single-Game Performances: Scored 14 points as he went 6-of-8 from the field and added six rebounds in a win vs. Toronto (5/3/17) ... Posted seven points, five rebounds, three assists and two steals in a win at Boston (5/19/17).

2015-16 (Cleveland): Averaged 5.8 ppg (.374 FG%, .295 3pt%, .784 FT%), 3.8 rpg, 1.8 apg, 1.0 spg, 0.4 bpg and 24.4 mpg in 54 games (5 starts) ... As a starter, averaged 4.6 ppg (.222 FG%, .154 3pt%, .900 FT%), 3.2 rpg, 3.0 apg, 1.2 spg, 0.8 bpg and 30.8 mpg in five games ... As a reserve, averaged 6.4 ppg (.388 FG%, .308 3pt%, .756 FT%), 3.8 rpg, 1.6 apg, 1.0 spg and 23.7 mpg in 49 games off the bench ... Grabbed his 1000th career rebound on Mar. 10 at L.A. Lakers ... Missed 28 games ... Inactive in the first 21 games of the season due to a ruptured Extensor Carpi Ulnaris (10/27-12/5/15) ... Inactive in one game due to a right groin strain (12/17/15) ... Did not play in three games due to a left shoulder sprain (2/21-2/24/16) ... Did not play in two games due to left knee soreness and inflammation (4/9/16, 4/11/16) ... Inactive in one game due to left knee soreness and inflammation (4/13/16) ... Led the team in rebounds and assists on two occassions each ... Top Single-Game Performances: Shot 9-for-19 from the field for 23 points to go with four steals and three rebounds in a win at Minnesota (1/816) ... Collected a career-high 10 defensive rebounds and 16 total boards and added 12 points, four assists and two steals for a double-double in a win vs. Boston (3/5/16).

2016 Playoffs: Averaged 3.3 ppg (.417 FG%, .382 3pt%, .636 FT%), 2.2 rpg, 0.8 apg, 0.5 spg and 17.5 mpg in 21 games (0 starts) during Cleveland's 2016 championship run ... Top Single-Game Performance: Posted 10 points, three boards and two steals in a win at Atlanta (5/8/16).

2014-15 (New York/Cleveland): Averaged 8.0 ppg (.410 FG, .342 3pt%, .672 FT%), 3.6 rpg, 2.2 apg, 1.3 spg and 24.9 mpg in 62 games (25 starts) ... As a starter, averaged 9.6 ppg (..409 FG%, .338 3pt%, .659 FT%), 3.6 rpg, 3.2 apg, 1.2 spg and 26.5 mpg in 25 games ... As a reserve, averaged 6.9 ppg (.411 FG%, .344 3pt%, .696 FT%), 3.6 rpg, 1.5 apg, 1.4 spg, 0.4 bpg and 23.8 mpg in 37 games off the bench ... Missed 20 games ... Did not dress in one game due to a contused right hip (11/16/14) ... Inactive in 17 games due to a dislocated left shoulder (12/14/14-1/5/15, 1/13-1/21/15) ... Did not play in three games due to a dislocated left shoulder (1/7-1/11/15) ... Inactive in one game due to a right quad contusion (4/10/15) ... Recorded double figures scoring in 22 games and 20+ points in one contest ... Grabbed 10 or more rebounds in two games ... Swiped five-plus steals in one game.

2014-15 (New York): Averaged 9.3 ppg (.409 FG%, .348 3pt%, .676 FT%), 3.4 rpg, 3.3 apg, 1.3 spg and 26.0 mpg in 25 games (24 starts) ... Top Single-Game Performances: Notched 19 points and seven assists as he shot 8-of-12 from the field at Atlanta (11/8/14) ... Totaled 21 points, eight rebounds, eight assists and three steals at Milwaukee (11/18/14).

2014-15 (Cleveland): Averaged 7.2 ppg (.410 FG%, .338 3pt%, .667 FT%), 3.8 rpg, 1.5 apg, 1.3 spg and 24.2 mpg in 38 games (30 starts) ... Top Single-Game Performances: Tallied his first career double-double with 14 points and 10 rebounds at Indiana (2/27/15) ... Posted 15 points and 10 rebounds for his second career double-double at Boston (4/12/15).

2015 Playoffs: Averaged 9.1 ppg (.360 FG%, .355 3pt%, .750 FT%), 4.9 rpg, 1.2 apg, 1.3 spg, 0.8 bpg and 34.8 mpg in 20 games (16

starts) ... Top Single-Game Performances: Notched a double-double with 15 points, 10 rebounds, three blocks and two steals in a win at Boston (4/26/15) ... Scored 22 points as he knocked down eight of his 17 tries from the field vs. Chicago (5/4/15).

2013-14 (New York): Averaged 6.7 ppg (.378 FG%, .333 3pt%, .746 FT%), 4.2 rpg, 1.7 apg, 1.2 spg and 26.5 mpg in 74 games (58 starts) ... As a starter, averaged 6.7 ppg (.369 FG%, .335 3pt%, .750 FT%), 4.4 rpg, 1.8 apg, 1.2 spg and 26.7 mpg in 58 games ... As a reserve, 6.8 ppg (.410 FG%, .326 3pt%, .727 FT%), 3.3 rpg, 1.5 apg, 1.4 spg and 25.8 mpg in 16 games off the bench ... Missed eight games ... Did not play in one game due to a sprained right shoulder (1/30/14) ... Inactive in one game due to a sprained right shoulder (2/1/14) ... Inactive in one five games due to a sprained left MCL (2/21-2/28/14) ... Did not play in one game due to illness (3/23/14) ... Scored in double figures in 19 games as well as two games with 20 or more points ... Recorded five or more steals in two games ... Top Single-Game Performances: Totaled 27 points as he shot 10-for-13 and added six rebounds and three steals in a win at San Antonio (1/2/14) ... Notched 26 points, four rebounds and five assists at Houston (1/3/14) ... Swiped five steals and posted 10 points in a win vs. Brooklyn (4/2/14).

2012-13 (New York): Averaged 6.8 ppg (.396 FG%, .402 3pt%, .766 FT%), 3.0 rpg, 1.7 apg, 1.0 spg and 22.1 mpg in 45 games (45 starts) ... Missed 37 games ... Inactive in the first 37 games due to recovery from a torn left ACL and meniscus tear suffered in the 2012 NBA Playoffs (11/2/12-1/13/13) ... Scored in double digits nine times and 20 or more points once ... Collected 10 or more rebounds in one game ... Stole the ball five times in a single game once ... Top Single-Game Performances: Collected a career-high six steals in a win vs. Golden State (2/27/13) ... Scored a season-high 20 points at Denver (3/13/13) ... Recorded eight points, 11 rebounds and three assists in a win at Cleveland (4/12/13).

2013 Playoffs: Averaged 9.3 ppg (.410 FG%, .429 3pt%, .857 FT%), 6.0 rpg, 1.3 apg, 1.1 spg and 28.1 mpg in 12 games (12 starts) ... Top Single-Game Performances: Totaled 19 points as he went 6-for-10 from the field, including five three-pointers at Indiana (5/18/13) ... Posted a double-double with 12 points and 12 rebounds at Boston (4/28/13) ... Totaled 12 points, six rebounds and three steals vs. Boston (5/1/13).

2011-12 (New York): Averaged 9.5 ppg (.401 FG%, .306 3pt%, .798 FT%), 3.2 rpg, 2.8 apg, 1.7 spg and 28.9 mpg in 59 games (35 starts) ... As a starter, averaged 9.7 ppg (.392 FG%, .318 3pt%, .811 FT%), 3.4 rpg, 3.1 apg, 1.7 spg and 32.0 mpg in 35 games ... As a reserve, averaged 9.3 ppg (.415 FG%, .280 3pt%, .786 FT%), 2.8 rpg, 2.3 apg, 1.8 spg and 24.3 mpg in 24 games off the bench ... Named to the NBA All-Rookie First Team ... Ranked seventh in the NBA in steals per game at 1.71 ... Missed seven games ... Inactive in four games due to a sprained right MCL (12/28/11-1/2/12) ... Inactive in three games with left patella tendinitis (2/20-2/23/12) ... Recorded double figure scoring in 28 games and 20+ points in four contests ... Posted five or more steals in two outings ... Top Single-Game Performances: Totaled 20 points, four rebounds and four steals vs. Phoenix (1/18/12) ... Posted 25 points as he shot 10-for-21 from the field and grabbed seven rebounds to go with four assists in a win vs. Orlando (3/28/12) ... Tallied three steals and scored a season-best 25 points at Atlanta (3/30/12) ... Notched 15 points, nine rebounds, six assists and four steals in a win vs. Chicago (4/8/12).

2012 Playoffs: Missed four of the Knicks' five games due to a left knee injury suffered in Game 1 at Miami ... Grabbed one rebound in 19 minutes of play.

COLLEGE (Georgia Tech): Averaged 12.7 ppg (.396 FG%, .305 3pt%, .738 FT%), 4.5 rpg, 4.2 apg, 2.3 spg and 31.3 mpg in 92 collegiate games (91 starts) for the Yellow Jackets ... His career steals per game average is Georgia Tech's active record for steals per game ... As a junior, averaged 17.3 ppg (.406 FG%, .278 3pt%, .806 FT%), 5.9 rpg, 3.5 spg, 2.7 spg and 32.0 mpg in 31 games (31 starts) ... Led the ACC and ranked seventh in the NCCA in steals per game ... His 85 total steals also led the ACC and was the ninth most steals amongst national leaders ... Ranked fourth in points per game in the ACC on his way to All-ACC second team and ACC all-defensive team honors ... As a sophomore, averaged 10.0 ppg (.385 FG%, .333 3pt%, .720 FT%), 3.6 rpg, 4.0 apg, 1.9 spg and 30.1 mpg in 30 games (29 starts) ... As a freshman, averaged 10.6 ppg (.391 FG%, .314 3pt%, .656 FT%), 3.9 rpg, 5.0 apg, 2.1 spg and 31.6 mpg in 31 games (31 starts).

PERSONAL: Full name is Iman Asante Shumpert ... First name is pronounced ee-MON ... Has one daugther, Iman Tayla ... Made the Dean's List during the 2010 fall semester at Georgia Tech ... Majored in sociology ... Son of Odio and L'Tanya Shumpert ... His mother is an adjunct professor of art and design at Columbia College in Chicago and his father is an insurance broker ... Plays with the mindset that it is embarrassing to be scored on, which was instilled in him at a young age when playing with his three brothers ... Interests include creative writing and broadcast journalism ... Selected as a McDonald's All-American and Third-Team Paradae magaizine All-American as a senior in high school.

0 | JAMEL ARTIS

TRAINING CAMP INVITEE

POSITION: Guard
HEIGHT/WEIGHT: 6-5/205
YEARS: 2nd NBA Season
BEFORE NBA/COUNTRY: Pittsburgh/USA
BORN: 1/12/93 (Baltimore, MD)

NBA REGULAR SEASON STATISTICS

Year-Team	G	MIN	FGM	FGA	PCT	FG3M	FG3A	PCT	FTM	FTA	PCT	OFF	DEF	TOT	AST	PF	DQ	STL	TO	BLK	PTS	RPG	APG	PPG
17-18 Orl.	15	279	31	79	.392	8	29	.276	7	12	.583	4	34	38	18	11	0	2	8	3	77	2.5	1.2	5.1
TOTALS	**15**	**279**	**31**	**79**	**.392**	**8**	**29**	**.276**	**7**	**12**	**.583**	**4**	**34**	**38**	**18**	**11**	**0**	**2**	**8**	**3**	**77**	**2.5**	**1.2**	**5.1**

ARTIS' CAREER HIGHS

MIN:	33	04/06/18	CHA	@	ORL
FGM:	8	04/04/18	DAL	@	ORL
FGA:	13	04/04/18	DAL	@	ORL
3FGM:	3	04/03/18	ORL	@	NYK
3FGA:	6	04/03/18	ORL	@	NYK
FTM:	2	03/30/18	CHI	@	ORL
FTA:	2	04/11/18	WAS	@	ORL
OREB:	2	04/06/18	CHA	@	ORL
DREB:	6	04/03/18	ORL	@	NYK
REB:	6 (2)	04/06/18	CHA	@	ORL
AST:	4	03/22/18	PHI	@	ORL
STL:	1 (2)	04/08/18	ORL	@	TOR
TO:	2 (3)	04/08/18	ORL	@	TOR
BLK:	1 (3)	04/06/18	CHA	@	ORL
PTS:	18	04/04/18	DAL	@	ORL

RANSACTIONS/CAREER NOTES: Went undrafted in the 2017 NBA Draft out of the University of Pittsburgh ... Signed a contract with the New York Knicks (8/18/17) ... Waived by New York (10/4/17) ... Signed a two-way contrat with Orlando (10/16/17) ... Agreed to a two-year deal with Sacramento (6/31/18)

2017-18 (Orlando): Averaged 5.1 ppg (.392 FG%, .276 3pt%, .583 FT%), 2.5 rpg, 1.2 apg and 18.6 mpg in 15 games (1 start) ... As a starter, totaled 12 points (5-12 FG, 2-5 3pt), six rebounds, one assist and one block in 33 minutes in one game ... As a reserve, averaged 4.6 ppg (.351 FG%, .222 3pt%, .778 FT%), 2.3 rpg, 1.2 apg and 17.6 mpg in 14 games off the bench ... Averaged 19.5 ppg (.462 FG%, .340 3pt%, .790 FT%), 5.8 rpg, 2.5 apg, 1.2 spg and 37.6 mpg in 46 games (46 starts) for the Lakeland Magic, Orlando's G League affiliate ... Missed 67 games ... Inactive in 65 games due to his two-way contract (10/18-12/9, 12/26-3/20) ... Did not play in two games due to coach's decision (12/15, 4/1) .... Scored in double figures in three contests ... Top Single-Game Performances: Posted 16 points going 6-for-10 from the field and making a career-high three shots from beyond the arc on six attempts to go with a carer-high six rebounds in a win at New York (4/3) ... Notched career-highs with 18 points as he made 8-of-13 field goals in a win vs. Dallas (4/4) ... Tied his career-high grabbing six rebounds and adding 12 points vs. Charlotte (4/6).

COLLEGE (Pittsburgh): Averaged 12.6 ppg (.470 FG%, .378 3pt%, .759 FT%), 4.6 rpg, 2.3 apg, 0.5 spg and 27.6 mpg in 135 collegiate games (98 starts) ... As a senior, averaged 18.2 ppg (.475 FG%, .392 3pt%, .734 FT%), 4.9 rpg, 3.3 apg, 0.4 spg and 34.3 mpg in 32 games (31 starts) ... As a junior, averaged 14.4 ppg (.470 FG%, .363 3pt%, .780 FT%), 4.8 rpg, 3.0 apg, 0.6 spg and 30.0 mpg in 33 games (33 starts) ... As a sophomore, averaged 13.6 ppg (.469 FG%, .394 3pt%, .795 FT%), 6.0 rpg, 2.3 apg, 0.7 spg, 0.4 bpg and 31.8 mpg in 34 games (34 starts) ... As a freshman, averaged 4.9 ppg (.460 FG%, .296 3pt%, .708 FT%), 2.9 rpg, 0.6 apg and 15.4 mpg in 36 games (0 starts).

17 | KALIN LUCAS

TRAINING CAMP INVITEE

POSITION: Guard
HEIGHT/WEIGHT: 6-1 / 195lbs
YEARS: 1 Year
BEFORE NBA/COUNTRY: Michigan State /USA
BORN: 5/24/89

NBA REGULAR SEASON STATISTICS

Year-Team	G	MIN	FGM	FGA	PCT	FG3M	FG3A	PCT	FTM	FTA	PCT	OFF	DEF	TOT	AST	PF	DQ	STL	TO	BLK	PTS	RPG	APG	PPG
14-15 MEM	1	6	0	1	.000	0	0	---	0	1	.000	.000	0	0	0	1	0	1	0	1	0	0.0	0.0	0.0
TOTALS	**203**	**3095**	**427**	**1107**	**.386**	**126**	**392**	**.321**	**148**	**193**	**.767**	**56**	**305**	**361**	**574**	**197**	**0**	**87**	**295**	**7**	**1128**	**1.8**	**2.8**	**5.6**

NBA G LEAGUE REGULAR SEASON STATISTICS

Year-Team	G	MIN	FGM	FGA	PCT	FG3M	FG3A	PCT	FTM	FTA	PCT	OFF	DEF	TOT	AST	PF	DQ	STL	TO	BLK	PTS	RPG	APG	PPG
13-14 IOW	29	842	148	330	.448	40	116	.345	102	122	.836	17	68	85	146	47	0	32	53	1	438	2.9	5.0	15.1
15-16 IOW	35	1293	260	571	.455	57	138	.413	99	125	.792	27	124	151	162	75	0	46	87	3	676	4.3	4.6	19.3
16-17 ERI/IOW	48	1497	301	681	.442	72	178	.404	229	503	.455	26	160	186	242	85	0	47	108	2	867	3.9	5.0	18.1
TOTALS	**112**	**3632**	**709**	**1582**	**.448**	**169**	**432**	**.391**	**540**	**1150**	**.470**	**70**	**352**	**422**	**550**	**207**	**6**	**125**	**248**	**6**	**1981**	**3.8**	**4.9**	**17.7**

INTERNATIONAL STATISTICS

Year-Team	G	MIN	FGM	FGA	PCT	FG3M	FG3A	PCT	FTM	FTA	PCT	OFF	DEF	TOT	AST	PF	DQ	STL	TO	BLK	PTS	RPG	APG	PPG
17-18 Hapoel	29	530	80	191	.419	28	80	.350	50	63	.794	9	38	47	64	35	0	19	37	0	238	1.7	2.2	8.2
TOTALS	**29**	**530**	**80**	**191**	**.419**	**28**	**80**	**.350**	**50**	**63**	**.794**	**9**	**38**	**47**	**64**	**35**	**0**	**19**	**37**	**0**	**238**	**1.7**	**2.2**	**8.2**

TRANSACTIONS/CAREER NOTES: Undrafted, signed with Olympiacos on 7/23/11... signed with Banvit (Turkey) on 1/29/12...Signed with Chicago Bulls on 9/27/13...Waived by Chicago Bulls on 10/2/13...Played with Iowa Energy from 2013-2015...Signed with Memphis Grizzlies on 11/4/14...Waived by Memphis Grizzlies on 11/9/14...Signed with Memphis Grizzlies on 11/19/14....Waived by the Memphis Grizzlies on 11/20/14...Signed with TED Ankara Kolejliler in March of 2015...Was reacquired by the Iowa Energy on 10/29/16...Traded to Erie Bayhawks on 12/29/16...Signed with Orlando Magic on 8/31/17...Waived by Orlando Magic on 10/13/17...Signed with Hapoel Jerusalem on 11/5/17...Signed with Sacramento Kings on 9/29/18.

PROFESSIONAL CAREER: Appeared in one game for the Memphis Grizzlies on 11/19/14 at the Toronto Raptors. Summer League.

COLLEGE: Michigan State career leader in free throws made (507) and attempted (637) • Ranks third in career games played (141), fourth in career field-goal attempts (1,575), fifth in career scoring (1,996) and career games started (119), sixth in career assists (558), eighth in 3-point field-goals made (149), ninth in career field-goals made (670) and 10th in 3-point field-goals attempted (395) • One of just four Spartans to total 1,500 career points and 500 career assists • Ranks third in Michigan State NCAA Tournament history with 56 assists 2010-11: Started all 34 games on the season • Second-Team All-Big Ten honoree • Voted Team MVP by media and his teammates • Named to Big Ten All-Tournament Team • Named Big Ten Player of the Week on Nov. 29 • Averaged a team-best 17.0 points per game and averaged 3.4 assists • Led Spartans in field goals made (194) and attempted (453) and free throws made (137) and attempted (167) • Averaged a personal-best 33.4 minutes per contest, despite coming back from a ruptured Achilles suffered in the 2010 NCAA Tournament • Ranked second on the Spartans with 35 steals • Led the Spartans in scoring in 18 games, including nine straight games from Jan. 27 to Feb. 27 • 2009-10: Appeared in 33 games, starting 31 • Co-recipient of Team MVP honors as voted on by his teammates, sharing the award with Raymar Morgan • Quad captain • First-team All-Big Ten selection, becoming just the 13th player in MSU history to be a two-time first-team honoree • Averaged a team-high 14.8 points and a team-best 4.0 assists • Associated Press and Yahoo! Sports Honorable Mention All-American • Finalist for the Bob Cousy Award, John R. Wooden Award and the Naismith Trophy • USBWA All-District V and NABC All-District 7 honoree • Led MSU in scoring in 11 games and in assists 16 times • Scored in double figures in 28 games, including the first 22 of the season. 2008-2009: Appeared in 38 games, starting 37 • 2009 Big Ten Player of the Year and First-Team All-Big Ten honoree • Team MVP as voted by both the media and team • NABC First-team All-District and USBWA All-District selection • Midwest Regional All-Tournament Team honoree • Final Four All-Tournament Team • Led Spartans in scoring (14.7 ppg), field goals made (173) and attempted (438), free throws made (172) and attempted (213), assists (4.6 apg) and minutes (31.9 mpg), while ranking second in steals (39) • Appeared on national ballot for the John R. Wooden Award • Scored in double figures in 34 games, including nine games with 20 points or more • Led the team in scoring in 14 games and in assists in 23 contests • Ranks fifth in MSU single-season history with 172 free throws and third with 213 free throw attempts • Averaged 18.0 points in Big Ten road games, as MSU set a school record with an 8-1 league road record • Ranked second in the Big Ten in scoring in conference games (16.5 ppg) • Third in the Big Ten in assists (4.6 apg) 2007-08Appeared in 36 games, starting 17, including the last 12 of the season • Honorable mention All-Big Ten selection • Recipient of MSU's Most Improved Player Award • Ranked fifth in the Big Ten in assists (3.81 apg) and seventh in assist-to-turnover ratio (1.88) • In conference games, ranked eighth in assists (3.50 apg) and ninth in assist-to-turnover ratio (1.62) • Ranked second among league freshmen in assists • Tallied 137 assists on the season, fourth-most ever by a Spartan freshman • Third on the team in scoring at 10.3 points per game; raised scoring average to 10.6 ppg in conference games • Scored in double figures in 17 games • Averaged 12.7 points in three NCAA Tournament games, including 19 against Pittsburgh (3/22) in the second round • Broke onto the national scene with an 18-point, six-rebound, six-assist effort against No. 4 Texas (12/22), earning Rivals.com National Freshman of the Week honors • Scored a season-high 20 points against Purdue (2/12) • Led the Spartans in scoring in six contests • Scored 15 or more points in nine contests • Led MSU in assists in nine games • Recorded a season-high nine assists against Green Bay (12/29), committing no turnovers and adding 17 points • Tallied eight assists vs. Jacksonville (12/1) and Penn State (2/20) • Dished out seven assists in three games, including against Temple (3/20) in the first round of the NCAA Tournament • Recorded 30 steals, including four against Jacksonville (12/1) and three against Indiana (3/2) • Grabbed season-high six rebounds against Texas (12/22) and Ohio State (3/14).

13 | CAMERON REYNOLDS

TRAINING CAMP INVITEE

POSITION: Guard-Forward
HEIGHT/WEIGHT: 6-8 / 225lbs
YEARS: Rookie
BEFORE NBA/COUNTRY: Tulane/USA
BORN: 2/7/95 (Pearland, TX)

COLLEGE STATISTICS

Year-Team	G	MPG	FGM	FGA	PCT	FG3M	FG3A	PCT	FTM	FTA	PCT	RPG	APG	SPG	BPG	PTS	PPG
13-14 Tulane	34	17.7	40	153	.261	25	96	.260	25	46	.543	2.1	0.5	0.3	0.2	130	3.8
14-15 Tulane	9	13.2	21	47	.447	5	17	.294	0	4	.000	2.9	1.2	0.4	0.0	47	5.2
15-16 Tulane	30	20.6	73	209	.349	24	90	.267	28	34	.824	3.4	0.6	0.6	0.2	198	6.6
16-17 Tulane	31	35.2	184	434	.424	78	201	.388	82	103	.796	6.8	1.5	0.8	0.5	528	17.0
17-18 Tulane	31	36.0	171	419	.408	61	173	.353	64	91	.703	6.3	2.2	0.8	0.6	467	15.1
TOTALS	135	26.3	489	1262	.387	193	577	.334	199	278	.716	4.5	1.2	0.6	0.3	1370	10.1

TRANSACTIONS/CAREER NOTES: Went undrafted in the 2018 NBA Draft out of Tulane University ... Agreed to a deal with Sacramento (9/24/18)

SUMMER LEAGUE (California Classic/Las Vegas): Averaged 5.0 ppg (6-10 FG), 0.3 rpg, 0.7 apg, 0.3 spg, 0.3 bpg and 12.3 mpg in three games during the California Classic ... Averaged 4.6 ppg (10-26 FG), 2.2 rpg, 0.4 spg, 0.8 bpg and 15.6 mpg in five games during the Las Vegas Summer League.

COLLEGE (Tulane): Averaged 10.1 ppg (.387 FG%, .334 3pt%, .716 FT%), 4.5 rpg, 1.2 apg, 0.6 spg and 26.3 mpg in 135 collegiate games (69 starts) ... Tulane's all-time leader in games played, second in program history with 193 three-pointers, seventh in career minutes played, 14th in socring and 18th in rebounding ... One of 10 players to put on a Green Wave uniform and accumulate over 1,300 points and 600 boards .. As a redshirt senior, averaged 15.1 ppg (.408 FG%, .353 3pt%, .703 FT%), 6.3 rpg, 2.2 apg, 0.8 spg, 0.6 bpg and 36.0 mpg in 31 games (31 starts) ... Voted to the 2017 Jamaica Classic All-Tournament Team during his final season ... As a redshirt junior, averaged 17.0 ppg (.424 FG%. .388 3pt%, .796 FT%), 6.8 rpg, 1.5 apg, 0.8 spg, 0.5 bpg and 35.2 mpg in 31 games (29 starts) on his way to earning American Athletic Conference Most Improved Player of the Year ... College Sports Madness named him American Conference Player of the Week on Dec. 12 ... As a redshirt sophomrore, averaged 6.6 ppg (.349 FG%, .267 3pt%, .824 FT%), 3.4 rpg, 0.6 apg, 0.6 spg and 20.6 mpg in 30 games (8 starts) ... During the 2014-15 season, averaged 5.2 ppg (16-30 FG, 5-7 3pt, 0-4 FT), 2.9 rpg, 1.2 apg, 0.4 spg and 13.2 mpg in nine games (0 starts) before having his season cut short due to a wrist injury ... As a freshman, averaged 3.8 ppg (.261 FG%, .260 3pt%, .543 FT%), 2.1 rpg, 0.5 apg and 17.7 mpg in 34 games (1 start).

PERSONAL: Son of Julia and Billy Reynolds ... A Louisiana Basketball Hall of Famer, his father Billy was Northwestern State's all-time leading scorer for 40 years (1977-2017) before being surpassed and was a 1977 draft pick of the Seattle Super Sonics ... Has one brother, Justin ... Brother played basketball at Texas A&M-Corpus Christi and also played professionally in Macedonia, Japan, China, Portugal and for the Texas Legends of the NBA G-League ... Earned a bachelor's degree in business marketing.

2018-19 SACRAMENTO KINGS

PRESEASON ROSTER

NO.	PLAYER	POS.	HT.	WT.	BIRTHDATE	PRIOR TO NBA/COUNTRY	EXP
0	Jamel Artis	F	6-7	213	01/12/93	Pittsburgh/USA	1
35	Marvin Bagley III	F	6-11	234	03/14/99	Duke/USA	R
88	Nemanja Bjelica	F	6-10	234	05/09/88	Fenerbahce/Serbia	4
8	Bogdan Bogdanovic	G	6-6	205	08/18/92	Fenerbahce/Serbia	1
00	Willie Cauley-Stein	C	7-0	240	08/18/93	Kentucky/USA	3
3	Yogi Ferrell	G	6-0	180	05/09/93	Indiana/USA	2
5	De'Aaron Fox	G	6-3	175	12/20/97	Kentucky/USA	1
32	Wenyen Gabriel	F	6-9	205	03/26/97	Kentucky/Sudan	R
20	Harry Giles III	F/C	6-10	240	04/22/98	Duke/USA	R
24	Buddy Hield	G	6-4	214	12/17/93	Oklahoma/Bahamas	2
25	Justin Jackson	F	6-8	210	03/28/95	North Carolina/USA	1
41	Kosta Koufos	C	7-0	265	02/24/89	Ohio State/USA	10
7	Skal Labissiere	F	6-11	225	03/18/96	Kentucky/Haiti	2
17	Kalin Lucas	G	6-1	195	05/24/89	Michigan State/USA	1
10	Frank Mason III	G	5-11	190	04/03/94	Kansas/USA	1
23	Ben McLemore	G	6-5	195	02/11/93	Kansas/USA	5
50	Zach Randolph	F	6-9	250	07/16/81	Michigan State/USA	17
13	Cameron Reynolds	G	6-8	225	02/07/95	Tulane/USA	R
9	Iman Shumpert	G	6-5	220	06/26/90	Georgia Tech/USA	7

HEAD COACH: Dave Joerger (College – Moorhead State)
ASSISTANT COACHES: Elston Turner (College – Mississippi)
Bryan Gates (College – Boise State)
Bob Thornton (College – California-Irvine)
Jason March (College – Florida State)
Duane Ticknor (College – South Dakota)
ASSISTANT COACH/PLAYER DEVELOPMENT COACH: Larry Lewis (College – Morehouse)
ASSISTANT PLAYER DEVELOPMENT COACH: Phil Ricci (College – Oregon State)
Bobby Jackson (College – Minnesota)
ADVANCE SCOUT/ASSISTANT COACH: Dan Hartfield (College – Wisconsin-Green Bay)
SENIOR DIRECTOR OF ATHLETE HEALTH AND PERFORMANCE: Teena Murray (College – Queen's University (Ontario))
HEAD OF PREVENTION AND RECONDITIONING: Mike Roncarati (College – Northeastern)
HEAD ATHLETIC TRAINER: Joe Resendez (College – Texas Pan-Am)
HEAD PERFORMANCE & STRENGTH COACH: Dr. Ramsey Nijem (College – UC Santa Barbara)

PRONUNCIATION GUIDE: Nemanja Bjelica (NEH-mahn-yah BYELL-eet-sah); Bogdan Bogdanovic (Bog-dan Bog-dan-ovich); Wenyen (WHEN-yin) Gabriel; Kosta Koufos (COAST-ah KOO-fuss); Skal Labissiere (La-bee-SEE-AIR); Iman (ee-MON) Shumpert

No.	Player	No.	Player	No.	Player
0	Jamel Artis	9	Iman Shumpert	24	Buddy Hield
00	Willie Cauley-Stein	10	Frank Mason III	25	Justin Jackson
3	Yogi Ferrell	13	Cameron Reynolds	32	Wenyen Gabriel
5	De'Aaron Fox	17	Kalin Lucas	35	Marvin Bagley III
7	Skal Labissiere	20	Harry Giles	41	Kosta Koufos
8	Bogdan Bogdanovic	23	Ben McLemore	50	Zach Randolph
				88	Nemanja Bjelica

SACRAMENTO KINGS

SEASON REVIEW

2017-18 KINGS FINAL STATISTICS

				FIELD GOALS			3-POINT FG			FREE THROWS			REBOUNDS			MISCELLANEOUS						SCORING	
PLAYER	G	GS	MIN	FG	FGA	PCT	FG	FGA	PCT	FT	FTA	PCT	OFF	DEF	TOT	AST	PF	DQ	STL	TO	BLK	PTS	AVG
Randolph	59	58	1508	361	763	.473	51	147	.347	84	107	.785	97	300	397	127	119	0	42	116	10	857	14.5
Hield	80	13	2024	416	933	.446	176	408	.431	71	81	.877	55	252	307	155	148	0	85	124	22	1079	13.5
Cauley-Stein	73	57	2044	388	773	.502	3	12	.250	153	247	.619	131	379	510	172	185	2	77	109	67	932	12.8
Bogdanovic	78	52	2175	344	772	.446	129	329	.392	100	119	.840	31	192	223	258	172	0	72	125	16	917	11.8
Fox	73	61	2026	328	797	.412	47	153	.307	141	195	.723	33	171	204	320	163	1	70	173	20	844	11.6
Hill	43	36	1143	153	326	.469	58	128	.453	77	99	.778	22	95	117	119	75	0	39	60	12	441	10.3
Labissiere	60	29	1240	205	458	.448	18	51	.353	95	118	.805	99	189	288	72	132	0	25	73	49	523	8.7
Temple	65	35	1615	199	476	.418	89	227	.392	60	78	.769	22	130	152	124	135	0	57	79	27	547	8.4
Mason	52	2	984	144	380	.379	31	86	.360	94	115	.817	30	100	130	147	72	0	34	65	10	413	7.9
Koufos	71	12	1391	222	389	.571	0	0	---	33	74	.446	149	323	472	87	146	0	47	49	32	477	6.7
Jackson	68	41	1506	185	419	.442	57	185	.308	26	36	.722	27	160	187	74	81	0	28	40	13	453	6.7
Cooley	7	0	87	13	27	.481	0	0	---	14	19	.737	14	16	30	6	13	0	1	3	0	40	5.7
Carter	58	4	1026	114	283	.403	57	165	.345	28	37	.757	18	130	148	69	96	0	42	36	26	313	5.4
Sampson	22	6	344	44	81	.543	5	10	.500	10	16	.625	21	57	78	9	48	0	8	8	22	103	4.7
Shumpert (TOT)	14	6	276	22	58	.379	7	26	.269	11	15	.733	7	34	41	17	22	0	9	16	4	62	4.4
Richardson	25	4	319	29	88	.330	12	39	.308	17	22	.773	5	28	33	13	27	0	10	10	1	87	3.5
Hayes (TOT)	9	0	122	11	33	.333	4	16	.250	1	3	.333	4	18	22	6	8	0	2	2	3	27	3.0
Hayes (SAC)	5	0	105	8	28	.286	2	12	.167	0	2	.000	4	18	22	4	8	0	2	1	3	18	3.6
Caboclo (TOT)	12	0	106	9	31	.290	3	17	.176	5	6	.833	7	15	22	4	8	0	3	4	4	26	2.2
Caboclo (SAC)	10	0	100	9	29	.310	3	15	.200	5	6	.833	7	14	21	3	7	0	2	4	4	26	2.6
Papagiannis	16	0	118	17	41	.415	0	0	---	0	0	---	12	24	36	9	12	0	2	8	6	34	2.1
KINGS	82		- 19755	3179	7063	.450	738	1967	.375	1008	1371	.735	777	2578	3355	1768	1639	3	643	1125	340	8104	98.8
OPPONENTS	82		- 19755	3177	6759	.470	976	2586	.377	1347	1760	.765	745	2843	3588	1939	1422	4	636	1175	389	8677	105.8

	SINGLE-GAME HIGHS							AVERAGE PER GAME							CAREER HIGHS (C=Set, T=Tied This Sea.)						
PLAYER	MIN	REB	AST	ST	TO	BL	PTS	MIN	REB	AST	STL	TO	BLK	PTS	FG	FGA	FT	FTA	REB	AST	PTS
Randolph	40	13	7	3	6	2	35	25.6	6.7	2.2	0.71	2.0	0.17	14.5	17	40	15	20	25	10	43
Hield	35	9	7	5	6	2	27	25.3	3.8	1.9	1.06	1.6	0.28	13.5	12	20	4T	5	9C	7T	30
Cauley-Stein	40	15	7	7	4	5	26	28.0	7.0	2.4	1.05	1.5	0.92	12.8	14	22	8	11C	16	7C	29
Bogdanovic	40	8	10	4	5	2	25	27.9	2.9	3.3	0.92	1.6	0.21	11.8	9C	21C	6C	9C	8C	10C	25C
Fox	39	9	10	4	7	4	26	27.7	2.8	4.4	0.96	2.4	0.27	11.6	10C	18C	7C	9C	9C	10C	26C
Hill	38	7	7	4	5	2	22	26.6	2.7	2.8	0.91	1.4	0.28	10.3	12	25	12	15	11	12	37
Labissiere	34	15	4	3	5	3	23	20.7	4.8	1.2	0.42	1.2	0.82	8.7	11	17	9T	11	15C	8	32
Temple	40	8	6	4	4	3	34	24.8	2.3	1.9	0.88	1.2	0.42	8.4	14C	17T	7	9	9	11	34C
Mason	34	10	8	4	5	2	16	18.9	2.5	2.8	0.65	1.3	0.19	7.9	7C	13C	6C	10C	10C	8C	16C
Koufos	38	17	6	4	3	4	18	19.6	6.6	1.2	0.66	0.7	0.45	6.7	10	17	7	9	17C	6C	22
Jackson	42	8	4	4	3	2	20	22.2	2.8	1.1	0.41	0.6	0.19	6.7	7C	15C	3C	4C	8C	4C	20C
Cooley	18	8	2	1	2	0	10	12.5	4.3	0.9	0.14	0.4	0.00	5.7	4C	7	8C	10T	8C	2C	10C
Carter	32	8	7	3	3	3	24	17.7	2.6	1.2	0.72	0.6	0.45	5.4	20	36	23	27	16	14	51
Sampson	33	16	2	1	2	4	11	15.6	3.5	0.4	0.36	0.4	1.00	4.7	8	15	6	8	16C	6	22
Shumpert (TOT)	37	8	5	3	4	1	21	19.7	2.9	1.2	0.64	1.1	0.29	4.4	10	21	8	10T	16	9	27
Richardson	31	5	2	1	2	1	10	12.7	1.3	0.5	0.40	0.4	0.04	3.5	5	10	3T	4C	7	2T	12
Hayes (TOT)	27	9	2	1	1	1	7	13.6	2.4	0.7	0.22	0.2	0.33	3.0	3C	7C	1C	2C	9C	2C	7C
Hayes (SAC)	27	9	2	1	1	1	7	21.1	4.4	0.8	0.40	0.2	0.60	3.6							
Caboclo (TOT)	19	4	1	1	2	1	7	8.9	1.8	0.3	0.25	0.3	0.33	2.2	5	11	3C	4C	4T	2	11
Caboclo (SAC)	19	4	1	1	2	1	7	10.0	2.1	0.3	0.20	0.4	0.40	2.6							
Papagiannis	16	6	4	1	3	1	6	7.4	2.3	0.6	0.13	0.5	0.38	2.1	6	10	3	4	11	4T	14
KINGS	265	57	30	16	23	11	123	240.9	40.9	21.6	7.84	13.7	4.15	98.8	67	134	47	59	108	49	165
OPPONENTS	265	59	40	16	26	10	131	240.9	43.8	23.6	7.76	14.3	4.74	105.8	67	144	51	66	109	47	155

KINGS OFFENSIVE LEADERS (includes ties)

	---------- Points ----------				Rebounds		Assists	Double-	Triple-	Indiv. Game Leaders		
Player	10+	20+	30+	40+	10+	20+	10+	Double	Double	Pts	Rebs	Asts
BOGDANOVIC	49	7					1			11		16
CABOCLO												
CARTER	8	2								1	1	2
CAULEY-STEIN	47	11			13			12		14	32	9
COOLEY	1										1	
FOX	47	5					4	3		9	1	25
HAYES												
HIELD	59	13								14	6	7
JACKSON	16	1								1	2	1
KOUFOS	17				15			6		1	24	1
LABISSIERE	24	2			3			3		4	7	1
MASON III	15				1						1	10
RANDOLPH	46	13	1		9			8		17	19	6
SAMPSON	2				1						1	
SHUMPERT												
TEMPLE	25	3	1							5	1	4

2017-18 GAME-BY-GAME RESULTS

G	DATE	SCORE	W/L +/-	OPPONENT	W/L	REC	KINGS HI. SCORER/REBOUNDER	OPPONENT HI. SCORER/REBOUNDER	ATT
1	10/18	100-105	-5	HOUSTON	L	0-1	Cauley-Stein-21/Cauley-Stein, Labissiere-10	Harden-27/Capela-17	17,583
2	10/20	93-88	+5	@Dallas	W	1-1	Hill-21/Cauley-Stein-11	Barnes-24/Nowitzki-9	19,273
3	10/21	79-96	-17	@Denver	L	1-2	Fox-18/Randolph-9	Millsap,Faried-18/Chandler-12	19,520
4	10/23	115-117	-2	@Phoenix	L	1-3	Temple-23/Koufos-9	Booker-22/Chandler-14	14,903
5	10/26	106-114	-8	NEW ORLEANS	L	1-4	Fox-14/Randolph-9	Cousins-41/Cousins-23	17,583
6	10/29	83-110	-27	WASHINGTON	L	1-5	Bogdanovic-15/Koufos-10	Wall-19/Gortat-9	17,583
7	10/31	83-101	-18	@Indiana	L	1-6	Fox-18/Cauley-Stein, Hield, Koufos, Labissiere-7	Bogdanovic-17/Sabonis-16	12,245
8	11/1	86-113	-27	@Boston	L	1-7	Hield-17/Hield-7	Brown,Irving-22/Theis-10	18,624
9	11/4	99-108	-9	@Detroit	L	1-8	Randolph-19/Hield-8	Bradley-24/Drummond-19	17,683
10	11/7	94-86	+8	OKLAHOMA CITY	W	2-8	Hield-21/Randolph-8	Westbrook-20/Westbrook-12	17,583
11	11/9	109-108	+1	PHILADELPHIA	W	3-8	Randolph-20/Koufos-12	Covington-24/Embiid-15	17,583
12	11/11	91-118	-27	@New York	L	3-9	Labissiere-19/Koufos-10	Porzingis-34/Kanter-13	19,812
13	11/13	92-110	-18	@Washington	L	3-10	Hill-16/Randolph-9	Wall-21/Mahinmi-9	14,660
14	11/15	80-126	-4	@Atlanta	L	3-11	Randolph-16/Jackson,Koufos,Randolph-4	Schroder-21/Dedmon-14	13,860
15	11/17	86-82	+4	PORTLAND	W	4-11	Cauley-Stein-22/Cauley-Stein-10	Lillard-29/Davis-8	17,583
16	11/18	90-102	-12	@Portland	L	4-12	Cauley-Stein-18/Cauley-Stein-9	McCollum-25/Davis-8	19,522
17	11/20	98-114	-16	DENVER	L	4-13	Hill,Koufos-16/Randolph-6	Barton-25/Jokic-14	17,583
18	11/22	113-102	+11	L.A. LAKERS	W	5-13	Cauley-Stein-26/Labissiere-8	Caldwell-Pope-20/Randle-8	17,583
19	11/25	95-97	-2	LA CLIPPERS	L	5-14	Hield-27/Randolph-7	Griffin-33/Jordan-16	17,583
20	11/27	110-106	+4	@Golden State	W	6-14	Cauley-Stein-19/Cauley-Stein-8	Thompson-21/West-7	19,596
21	11/28	87-112	-25	MILWAUKEE	L	6-15	Temple-18/Cauley-Stein-10	Antetokounmpo-32/Brogdon-7	17,583
22	12/1	107-106	+1	@Chicago	W	7-15	Randolph-25/Randolph-13	Grant-17/Nwaba-9	19,268
23	12/2	104-109	-5	@Milwaukee	L	7-16	Randolph-22/Randolph-7	Antetokounmpo-33/Antetokounmpo-13	15,581
24	12/6	95-101	-6	@Cleveland	L	7-17	Randolph-18/Sampson-16	James-32/Love-13	20,562
25	12/8	116-109OT	-+7	@New Orleans	W	8-17	Randolph-35/Randolph-13	Cousins-38/Cousins-11	15,019
26	12/10	87-102	-15	TORONTO	L	8-18	Randolph-19/Randolph-11	DeRozan-25/Lowry-12	17,583
27	12/12	99-92	+7	PHOENIX	W	9-18	Hill-18/Koufos-8	Warren-18/Chandler-10	17,583
28	12/14	96-119	-23	@Minnesota	L	9-19	Hill-16/Randolph-9	Towns-30/Towns-14	11,126
29	12/17	93-108	-15	@Toronto	L	9-20	Bogdanovic,Temple-18/Cauley-Stein,Koufos-6	DeRozan-21/Valanciunas-15	19,800
30	12/19	101-95	+6	@Philadelphia	W	10-20	Randolph-27/Temple-8	Covington-17/Simmons-12	20,558
31	12/20	104-99	+5	@Brooklyn	W	11-20	Hill-22/Cauley-Stein-9	Dinwiddie-16/Hollis-Jefferson-10	13,179
32	12/23	99-108	-9	SAN ANTONIO	L	11-21	Hield-24/Cauley-Stein-11	Alrdidge-29/Gasol-11	17,583
33	12/26	95-122	-27	@LA Clippers	L	11-22	Cauley-Stein-17/Cauley-Stein-7	Harrell-22/Jordan-15	16,393
34	12/27	109-95	+14	CLEVELAND	W	12-22	Carter-24/Cauley-Stein-9	Love-23/James-10	17,583
35	12/29	101-111	-10	PHOENIX	L	12-23	Randolph-14/Cauley-Stein-9	Booker,Warren-26/Chandler-11	17,583
36	12/31	96-114	-18	MEMPHIS	L	12-24	Cauley-Stein-21/Cauley-Stein-8	Evans-26/Davis-9	17,583
37	1/ 2	111-131	-20	CHARLOTTE	L	12-25	Randolph-24/Labissiere-15	Batum-21/Howard-8	17,583
38	1/ 6	106-98	+8	DENVER	W	13-25	Fox-18/Carter-8	Lyles-19/Lyles-9	17,583
39	1/ 8	100-107	-7	SAN ANTONIO	L	13-26	Cauley-Stein-22/Cauley-Stein-9	Aldridge-31/Aldridge-12	17,583
40	1/ 9	86-99	-13	@L.A. Lakers	L	13-27	Bogdanovic-19/Koufos-15	Randle-22/Randle-14	18,997
41	1/ 11	115-121	-6	LA CLIPPERS	L	13-28	Bogdanovic-22/Koufos-14	L. Williams-30/Griffin-12	17,583
42	1/ 13	105-126	-21	@LA Clippers	L	13-29	Cauley-Stein-23/Cauley-Stein-13	L. Williams-26/Reed-13	16,656
43	1/ 15	88-95	-13	@Oklahoma City	L	13-30	Hield-16/Labissiere-8	Anthony-20/Westbrook-16	18,203
44	1/ 17	105-120	-15	UTAH	L	13-31	Cauley-Stein-26/Cauley-Stein-10	Mitchell-34/Favors-11	17,583
45	1/ 19	88-106	-18	@Memphis	L	13-32	Fox-16/Cauley-Stein-11	D. Brooks-22/Green-10	16,831
46	1/ 22	107-112	-5	@Charlotte	L	13-33	Labissiere-23/Cauley-Stein-10	Walker-26/Howard-16	11,806
47	1/ 23	105-99	+6	@Orlando	W	14-33	Temple-34/Cauley-Stein,Labissiere-9	Fournier-22/Gordon-12	18,846
48	1/25	89-88	+1	@Miami	W	15-33	Hield-24/Randolph-10	Dragic-23/Whiteside-14	19,600
49	1/28	98-113	-15	@San Antonio	L	15-34	Fox-26/Koufos-12	Forbes-23/Gasol-11	18,418
50	1/30	114-103	+11	@New Orleans	W	16-34	Randolph-26/Koufos-17	Davis-23/Davis-13	14,292
51	2/2	104-119	-15	GOLDEN STATE	L	16-35	Randolph-18/Randolph-7	Durant-33/Paculia-13	17,583
52	2/3	99-106	-7	DALLAS	L	16-36	Fox,Temple-15/Cauley-Stein-8	Barnes-18/Powell-9	17,583
53	2/5	104-98	+6	CHICAGO	W	17-36	Bogdanovic-15/Randolph-9	LaVine-27/Portis-14	17,583
54	2/9	100-118	-18	PORTLAND	L	17-37	Cauley-Stein-19/Randolph-9	Lillard-50/Davis-14	17,583
55	2/11	106-111	-5	@Minnesota	L	17-38	Fox-23/Koufos-10	Towns-29/Towns,Wiggins-8	18,068
56	2/13	114-109	+5	@Dallas	W	18-38	Randolph-22/Koufos,Randolph-7	Barea-19/Nowitzki,Powell-6	19,801
57	2/14	91-100	-9	@Houston	L	18-39	Bogdanovic-20/Cauley-Stein,Koufos-8	Harden-28/Capela-11	18,055
58	2/22	107-110	-3	OKLAHOMA CITY	L	18-40	Randolph-29/Randolph-12	George-26/Westbrook-15	17,583
59	2/24	108-113	-5	L.A. LAKERS	L	18-41	Bogdanovic,Hield-21/Cauley-Stein-15	Caldwell-Pope-34/Randle-13	17,583
60	2/26	100-118	-18	MINNESOTA	L	18-42	Labissiere-20/Cauley-Stein,Hield-5	Towns-26/Towns-17	17,583
61	2/27	99-116	-17	@Portland	L	18-43	Randolph-20/Cauley-Stein-10	Lillard-26/Davis-12	19,468
62	3/1	116-111OT	+5	BROOKLYN	W	19-43	Bogdanovic-23/Koufos-11	Carroll-22/Allen-13	17,583
63	3/3	91-98	-7	UTAH	L	19-44	Fox-17/Labissiere-12	Mitchell-27/Gobert-12	17,583
64	3/4	102-99	+3	NEW YORK	W	20-44	Bogdanovic-22/Koufos-8	Hardaway-24/Kanter-16	17,583
65	3/7	101-114	-13	NEW ORLEANS	L	20-45	Hield-20/Koufos-10	Mirtoic-26/Mirotic-10	17,583
66	3/9	94-88	+6	ORLANDO	W	21-45	Temple-23/Koufos-13	Simmons-25/Biyombo-7	17,583
67	3/11	104-130	-26	@Denver	L	21-46	Hield-18/Koufos-10	G. Harris-21/Jokic-11	19,520
68	3/12	101-106	-5	@Oklahoma City	L	21-47	Bogdanovic-19/Koufos-10	Anthony, George-21/Westbrook-10	18,203
69	3/14	123-119OT	+4	MIAMI	W	22-47	Hield-24/Cauley-Stein,Ranoldph-9	Dragic-33/Adebayo-16	17,583
70	3/16	98-93	+5	@Golden State	W	23-47	Hield-22/Koufos-12	Cook-25/Green-10	19,596
71	3/17	97-103	-6	@Utah	L	23-48	Hield-23/Hield,Koufos,Mason-6	Mitchell-28/Gobert-13	18,306
72	3/19	90-106	-16	DETROIT	L	23-49	Hield-20/Cauley-Stein,Hield-6	Griffin-26/Drummond-16	17,583
73	3/22	105-90	+15	ATLANTA	W	24-49	Jackson-20/Koufos-11	Taylor-18/Dedmon-10	17,583
74	3/25	93-104	-11	BOSTON	L	24-50	Hield-21/Koufos-9	Rozier-33/Monroe-8	17,583
75	3/27	97-103	-6	DALLAS	L	24-51	Labissiere-19/Jackson,Labissiere-8	Barnes-20/Kleber-9	17,583
76	3/29	103-106	-3	INDIANA	L	24-52	Bogdanovic-21/Cauley-Stein,Hield-7	Bogdanovic-25/Sabonis,Young-8	17,583
77	3/31	96-112	-16	GOLDEN STATE	L	24-53	Hield-19/Cauley-Stein-9	Durant-27/Durant-10	17,583
78	4/1	84-83	+1	@L.A. Lakers	W	25-53	Hield-19/Labissiere-9	Randle-19/Zubac-10	18,997
79	4/3	94-97	-3	@Phoenix	L	25-54	Bogdanovic-22/Fox-9	Jackson-28/Len-15	16,826
80	4/6	94-93	+1	@Memphis	W	26-54	Cauley-Stein-18/Cauley-Stein-8	M. Brooks-23/Rabb-11	16,527
81	4/9	85-98	-13	@San Antonio	L	26-55	Cauley-Stein-25/Cauley-Stein-10	Gay-18/Alrdidge-14	18,418
82	4/11	96-83	+3	HOUSTON	W	27-55	Cauley-Stein-22/Cauley-Stein-11	Green-31/Black-11	17,583

2017-18 KINGS GAME-BY-GAME STATS

													--- REBOUNDS --									
DATE		OPP	W/L	FG	FGA	FG%	FG3	FG3A	FG3%	FT	FTA	FT%	OFF	DEF	TOT	AST	PF	DQ	STL	TO	BLK	PTS
10/18/17	v	HOU	L	42	88	.477	8	23	.348	8	10	.800	9	33	42	19	20	0	5	18	4	100
10/20/17	@	DAL	W	37	87	.425	10	23	.435	9	13	.692	16	41	57	20	18	0	8	15	3	93
10/21/17	@	DEN	L	31	85	.365	8	22	.364	9	13	.692	12	27	39	15	21	0	6	14	3	79
10/23/17	@	PHO	L	43	99	.434	9	22	.409	20	29	.690	13	24	37	19	25	0	13	9	2	115
10/26/17	v	NO	L	38	81	.469	7	20	.350	23	25	.920	5	29	34	25	17	0	7	13	5	106
10/29/17	v	WAS	L	32	82	.390	6	22	.273	13	16	.813	11	32	43	13	20	0	8	20	2	83
10/31/17	@	IND	L	37	88	.420	2	14	.143	7	14	.500	9	36	45	15	18	0	8	15	5	83
11/01/17	@	BOS	L	35	81	.432	6	20	.300	10	12	.833	7	19	26	24	18	0	10	15	5	86
11/04/17	@	DET	L	40	76	.526	10	21	.476	9	13	.692	3	29	32	24	23	0	6	18	1	99
11/07/17	v	OKC	W	37	79	.468	9	24	.375	11	12	.917	5	42	47	21	24	0	6	23	5	94
11/09/17	v	PHI	W	40	93	.430	12	27	.444	17	28	.607	8	37	45	29	19	0	6	9	5	109
11/11/17	@	NY	L	30	80	.375	7	22	.318	24	30	.800	11	31	42	19	18	0	6	13	4	91
11/13/17	@	WAS	L	34	84	.405	12	23	.522	12	18	.667	10	25	35	19	15	0	8	10	4	92
11/15/17	@	ATL	L	31	88	.352	6	28	.214	12	20	.600	11	18	29	18	19	0	12	12	2	80
11/17/17	v	POR	W	36	85	.424	4	14	.286	10	15	.667	12	31	43	20	22	0	11	13	5	86
11/18/17	@	POR	L	34	89	.382	8	17	.471	14	18	.778	9	27	36	14	24	0	9	11	4	90
11/20/17	v	DEN	L	41	86	.477	8	20	.400	8	9	.889	5	29	34	18	19	0	11	13	6	98
11/22/17	v	LAL	W	47	85	.553	10	21	.476	9	14	.643	10	34	44	26	20	0	9	17	4	113
11/25/17	v	LAC	L	38	83	.458	11	21	.524	8	9	.889	8	29	37	19	17	0	9	18	8	95
11/27/17	@	GS	W	42	79	.532	9	17	.529	17	21	.810	11	25	36	27	15	0	7	15	6	110
11/28/17	v	MIL	L	31	77	.403	5	17	.294	20	29	.690	9	31	40	15	21	0	5	18	2	87
12/01/17	@	CHI	W	45	85	.529	6	18	.333	11	14	.786	8	35	43	29	15	0	5	12	10	107
12/02/17	@	MIL	L	37	77	.481	11	24	.458	19	21	.905	6	27	33	20	28	0	7	17	1	104
12/06/17	@	CLE	L	39	86	.453	10	32	.313	7	13	.538	9	36	45	25	20	0	15	14	5	95
12/08/17	@	NO	W	47	97	.485	13	30	.433	9	14	.643	11	35	46	21	21	0	12	20	4	116
12/10/17	v	TOR	L	35	73	.479	10	23	.435	7	14	.500	7	35	42	15	17	0	7	21	6	87
12/12/17	v	PHO	W	38	89	.427	7	22	.318	16	22	.727	11	34	45	21	18	0	9	9	3	99
12/14/17	@	MIN	L	36	87	.414	14	33	.424	10	12	.833	15	27	42	24	21	0	4	14	2	96
12/17/17	@	TOR	L	38	81	.469	11	26	.423	6	8	.750	6	26	32	25	19	0	9	17	9	93
12/19/17	@	PHI	W	41	91	.451	7	27	.259	12	23	.522	9	30	39	21	20	0	11	12	6	101
12/20/17	@	BRK	W	40	82	.488	7	19	.368	17	20	.850	13	35	48	14	19	0	4	14	4	104
12/23/17	v	SA	L	40	86	.465	12	22	.545	7	11	.636	9	33	42	21	17	0	2	10	2	99
12/26/17	@	LAC	L	40	96	.417	7	22	.318	8	12	.667	10	27	37	25	19	0	11	10	7	95
12/27/17	v	CLE	W	41	79	.519	12	30	.400	15	18	.833	7	33	40	25	19	0	8	11	6	109
12/29/17	v	PHO	L	37	80	.463	8	23	.348	19	23	.826	8	29	37	23	23	0	6	9	2	101
12/31/17	v	MEM	L	37	86	.430	9	24	.375	13	25	.520	12	30	42	20	21	0	6	16	2	96
01/02/18	v	CHA	L	45	87	.517	7	17	.412	14	18	.778	16	31	47	22	19	0	1	15	2	111
01/06/18	v	DEN	W	42	94	.447	9	25	.360	13	17	.765	10	29	39	21	22	0	16	9	4	106
01/08/18	v	SA	L	40	82	.488	8	23	.348	12	16	.750	8	37	45	19	14	0	6	18	1	100
01/09/18	@	LAL	L	30	87	.345	8	21	.381	18	27	.667	10	33	43	15	19	0	15	16	4	86
01/11/18	v	LAC	L	42	85	.494	8	26	.308	23	28	.821	10	34	44	23	25	0	9	16	3	115
01/13/18	@	LAC	L	43	85	.506	6	17	.353	13	22	.591	10	27	37	26	24	0	12	16	4	105
01/15/18	@	OKC	L	33	84	.393	7	30	.233	15	25	.600	6	31	37	22	28	0	13	14	0	88
01/17/18	v	UTA	L	38	72	.528	13	21	.619	16	20	.800	8	28	36	19	21	1	9	19	4	105
01/19/18	@	MEM	L	32	80	.400	11	27	.407	13	18	.722	11	33	44	18	20	0	10	21	3	88
01/22/18	@	CHA	L	43	97	.443	10	22	.455	11	15	.733	10	32	42	27	22	0	8	9	3	107
01/23/18	@	ORL	W	43	87	.494	8	26	.308	11	13	.846	11	33	44	24	15	0	9	14	11	105
01/25/18	@	MIA	W	38	81	.469	5	12	.417	8	14	.571	5	33	38	17	21	0	3	13	6	89
01/28/18	@	SA	L	35	82	.427	18	34	.529	10	11	.909	6	28	34	21	20	0	5	9	3	98
01/30/18	@	NO	W	46	97	.474	10	26	.385	12	14	.857	14	35	49	22	21	0	7	14	1	114
02/02/18	v	GS	L	42	95	.442	10	25	.400	10	15	.667	6	27	33	22	14	0	16	13	3	104
02/03/18	v	DAL	L	43	82	.524	8	27	.296	5	6	.833	7	25	32	23	21	0	11	16	3	99
02/05/18	v	CHI	W	37	84	.440	11	32	.344	19	25	.760	9	36	45	22	17	0	5	11	5	104
02/09/18	v	POR	L	38	90	.422	9	23	.391	15	21	.714	12	31	43	25	19	0	5	12	3	100
02/11/18	@	MIN	L	42	88	.477	10	25	.400	12	17	.706	15	28	43	17	23	0	12	19	2	106
02/13/18	@	DAL	W	47	87	.540	12	29	.414	8	12	.667	5	33	38	30	19	0	6	9	4	114
02/14/18	@	HOU	L	38	87	.437	10	32	.313	5	8	.625	9	39	48	26	20	0	8	17	5	91
02/22/18	v	OKC	L	42	91	.462	12	27	.444	11	15	.733	10	34	44	23	20	0	6	9	4	107
02/24/18	v	LAL	L	42	94	.447	13	25	.520	11	17	.647	17	31	48	28	21	0	5	11	5	108
02/26/18	v	MIN	L	40	84	.476	8	22	.364	12	13	.923	8	23	31	22	23	1	5	15	3	100
02/27/18	@	POR	L	39	88	.443	7	22	.318	14	15	.933	6	30	36	20	12	0	14	12	4	99
03/01/18	v	BRK	W	50	97	.515	6	14	.429	10	12	.833	11	33	44	23	13	0	15	15	6	116
03/03/18	v	UTA	L	34	89	.382	9	30	.300	14	17	.824	11	37	48	15	24	0	7	13	7	91
03/04/18	v	NY	W	39	86	.453	13	30	.433	11	11	1.000	7	31	38	21	18	0	5	11	5	102
03/07/18	v	NO	L	39	93	.419	9	28	.321	14	17	.824	14	25	39	20	16	0	4	9	5	101
03/09/18	v	ORL	W	36	83	.434	9	25	.360	13	15	.867	13	37	50	24	21	0	7	18	3	94
03/11/18	@	DEN	L	39	91	.429	6	31	.194	20	26	.769	7	31	38	25	21	0	3	3	1	104
03/12/18	@	OKC	L	38	93	.409	12	33	.364	13	16	.813	13	36	49	21	22	0	8	11	6	101
03/14/18	v	MIA	W	48	94	.511	8	24	.333	19	25	.760	8	35	43	23	21	0	6	11	7	123
03/16/18	@	GS	W	36	83	.434	14	31	.452	12	17	.706	11	36	47	25	16	0	7	14	4	98
03/17/18	@	UTA	L	37	86	.430	14	21	.667	9	14	.643	3	30	33	23	30	1	11	14	5	97
03/19/18	v	DET	L	40	88	.455	6	23	.261	4	9	.444	8	31	39	23	21	0	7	13	3	90
03/22/18	v	ATL	W	43	93	.462	10	21	.476	9	9	1.000	12	39	51	28	18	0	8	14	9	105
03/25/18	v	BOS	L	38	82	.463	7	26	.269	10	10	1.000	7	27	34	18	16	0	7	14	1	93
03/27/18	v	DAL	L	38	93	.409	6	23	.261	15	19	.789	10	35	45	25	22	0	6	10	6	97
03/29/18	v	IND	L	42	78	.538	13	31	.419	6	9	.667	6	26	32	27	24	0	3	18	2	103
03/31/18	v	GS	L	36	87	.414	8	28	.286	16	19	.842	11	36	47	27	23	0	5	16	6	96
04/01/18	@	LAL	W	35	92	.380	7	24	.292	7	14	.500	13	34	47	17	20	0	9	10	5	84
04/03/18	@	PHO	L	33	89	.371	11	27	.407	17	23	.739	10	30	40	20	24	0	5	10	5	94
04/06/18	@	MEM	W	40	85	.471	6	24	.250	8	12	.667	10	32	42	23	21	0	8	16	5	94
04/09/18	@	SA	L	33	81	.407	8	18	.444	11	17	.647	12	33	45	16	24	0	4	12	2	85
04/11/18	v	HOU	W	38	80	.475	7	26	.269	13	20	.650	6	42	48	22	14	0	6	11	3	96
TOTALS				**3179**	**7063**	**.450**	**738**	**1967**	**.375**	**1008**	**1371**	**.735**	**777**	**2578**	**3355**	**1768**	**1639**	**3**	**643**	**1125**	**340**	**8104**

2017-18 OPPONENT GAME-BY-GAME STATS

													--- REBOUNDS --									
DATE		OPP	W/L	FG	FGA	FG%	FG3	FG3A	FG3%	FT	FTA	FT%	OFF	DEF	TOT	AST	PF	DQ	STL	TO	BLK	PTS
10/18/17	v	HOU	L	33	83	.398	12	45	.267	27	29	.931	12	32	44	19	14	0	7	16	3	105
10/20/17	@	DAL	W	31	75	.413	11	33	.333	15	21	.714	7	29	36	19	13	0	8	12	7	88
10/21/17	@	DEN	L	37	85	.435	10	30	.333	12	20	.600	18	40	58	25	19	0	7	16	2	96
10/23/17	@	PHO	L	42	77	.545	10	30	.333	23	27	.852	6	39	45	20	25	1	6	20	5	117
10/26/17	v	NO	L	42	86	.488	13	32	.406	17	23	.739	10	37	47	22	24	0	5	15	3	114
10/29/17	v	WAS	L	40	85	.471	17	34	.500	13	20	.650	13	36	49	28	18	0	9	17	3	110
10/31/17	@	IND	L	36	85	.424	12	29	.414	17	22	.773	14	39	53	25	17	0	8	15	7	101
11/01/17	@	BOS	L	40	82	.488	17	41	.415	16	19	.842	16	36	52	30	19	0	10	18	3	113
11/04/17	@	DET	L	40	79	.506	13	24	.542	15	22	.682	8	27	35	28	19	0	10	14	3	108
11/07/17	v	OKC	W	29	86	.337	10	37	.270	18	23	.783	9	35	44	15	17	0	16	17	2	86
11/09/17	v	PHI	W	37	87	.425	15	37	.405	19	27	.704	13	43	56	23	28	0	6	17	5	108
11/11/17	@	NY	L	47	90	.522	12	27	.444	12	15	.800	8	32	40	29	22	0	6	11	6	118
11/13/17	@	WAS	L	44	86	.512	11	34	.324	11	12	.917	10	40	50	30	21	0	7	11	1	110
11/15/17	@	ATL	L	50	79	.633	16	32	.500	10	16	.625	9	44	53	40	23	0	9	19	6	126
11/17/17	v	POR	W	30	81	.370	7	25	.280	15	16	.938	11	33	44	13	20	0	8	18	1	82
11/18/17	@	POR	L	38	70	.543	10	21	.476	16	21	.762	5	39	44	19	22	0	6	18	8	102
11/20/17	v	DEN	L	42	86	.488	15	32	.469	15	20	.750	14	35	49	18	13	0	6	14	3	114
11/22/17	v	LAL	W	39	78	.500	15	29	.517	9	15	.600	4	28	32	27	19	0	8	17	4	102
11/25/17	v	LAC	L	38	80	.475	9	28	.321	12	13	.923	6	31	37	23	13	0	11	18	5	97
11/27/17	@	GS	W	40	80	.500	16	37	.432	10	14	.714	9	27	36	31	15	0	9	15	6	106
11/28/17	v	MIL	L	42	71	.592	9	22	.409	19	31	.613	1	37	38	27	22	0	13	12	5	112
12/01/17	@	CHI	W	42	90	.467	13	36	.361	9	13	.692	8	30	38	30	16	0	8	9	2	106
12/02/17	@	MIL	L	34	69	.493	6	19	.316	35	42	.833	9	27	36	20	18	0	9	15	6	109
12/06/17	@	CLE	L	37	78	.474	14	39	.359	13	21	.619	7	36	43	28	10	0	5	15	3	101
12/08/17	@	NO	W	41	89	.461	10	28	.357	17	19	.895	7	28	35	19	14	0	7	17	3	109
12/10/17	v	TOR	L	39	87	.448	11	37	.297	13	19	.684	12	32	44	22	17	0	8	13	2	102
12/12/17	v	PHO	W	37	90	.411	7	32	.219	11	14	.786	13	32	45	22	18	0	5	12	4	92
12/14/17	@	MIN	L	46	82	.561	10	21	.476	17	20	.850	8	31	39	29	19	0	12	10	9	119
12/17/17	@	TOR	L	36	85	.424	13	30	.433	23	28	.821	12	34	46	20	13	0	8	12	9	108
12/19/17	@	PHI	W	34	81	.420	10	35	.286	17	24	.708	13	40	53	21	19	0	7	20	6	95
12/20/17	@	BRK	W	32	82	.390	15	42	.357	20	23	.870	14	24	38	15	19	0	5	11	7	99
12/23/17	v	SA	L	44	88	.500	11	23	.478	9	11	.818	7	37	44	29	11	0	3	8	1	108
12/26/17	@	LAC	L	44	81	.543	13	31	.419	21	27	.778	9	40	49	31	13	0	7	13	8	122
12/27/17	v	CLE	W	32	74	.432	12	31	.387	19	25	.760	7	30	37	19	15	0	9	12	4	95
12/29/17	v	PHO	L	41	85	.482	13	30	.433	16	24	.667	16	31	47	26	19	0	5	11	5	111
12/31/17	v	MEM	L	41	76	.539	14	30	.467	18	24	.750	6	38	44	22	21	0	11	16	8	114
01/02/18	v	CHA	L	51	89	.573	15	32	.469	14	18	.778	5	25	30	25	14	0	7	3	3	131
01/06/18	v	DEN	W	35	76	.461	13	34	.382	15	21	.714	8	38	46	20	17	0	2	26	6	98
01/08/18	v	SA	L	44	90	.489	11	26	.423	8	13	.615	8	29	37	23	12	0	11	10	4	107
01/09/18	@	LAL	L	37	77	.481	12	35	.343	13	21	.619	9	46	55	30	23	0	12	26	4	99
01/11/18	v	LAC	L	43	84	.512	13	31	.419	22	30	.733	8	31	39	28	19	0	9	18	5	121
01/13/18	@	LAC	L	46	82	.561	12	31	.387	22	26	.846	5	34	39	29	22	0	11	16	5	126
01/15/18	@	OKC	L	36	86	.419	9	30	.300	14	29	.483	18	41	59	20	19	0	10	20	6	95
01/17/18	v	UTA	L	46	81	.568	12	29	.414	16	20	.800	6	23	29	26	20	0	15	10	4	120
01/19/18	@	MEM	L	39	88	.443	10	34	.294	18	23	.783	14	35	49	24	17	0	12	13	5	106
01/22/18	@	CHA	L	38	86	.442	16	40	.400	20	25	.800	11	37	48	22	14	0	4	17	10	112
01/23/18	@	ORL	W	36	83	.434	11	31	.355	16	19	.842	11	29	40	23	17	1	9	17	4	99
01/25/18	@	MIA	W	31	82	.378	12	34	.353	14	18	.778	7	39	46	19	19	1	8	17	4	88
01/28/18	@	SA	L	45	90	.500	11	25	.440	12	17	.706	13	39	52	33	13	0	4	7	2	113
01/30/18	@	NO	W	39	77	.506	9	25	.360	16	22	.727	2	34	36	26	18	0	7	15	8	103
02/02/18	v	GS	L	44	80	.550	17	33	.515	14	16	.875	7	44	51	25	19	0	8	25	4	119
02/03/18	v	DAL	L	41	83	.494	13	41	.317	11	14	.786	9	27	36	28	12	0	8	14	0	106
02/05/18	v	CHI	W	32	80	.400	14	36	.389	20	24	.833	9	37	46	20	21	0	6	12	1	98
02/09/18	v	POR	L	43	88	.489	15	35	.429	17	18	.944	9	36	45	18	21	0	10	11	4	118
02/11/18	@	MIN	L	37	74	.500	9	24	.375	28	32	.875	8	29	37	29	17	0	10	17	5	111
02/13/18	@	DAL	W	38	83	.458	15	40	.375	18	23	.783	4	33	37	29	15	0	4	9	4	109
02/14/18	@	HOU	L	33	83	.398	14	49	.286	20	22	.909	7	41	48	19	14	0	10	14	5	100
02/22/18	v	OKC	L	38	86	.442	14	35	.400	20	24	.833	10	39	49	26	16	0	6	11	7	110
02/24/18	v	LAL	L	41	91	.451	17	38	.447	14	20	.700	12	32	44	26	18	0	5	12	6	113
02/26/18	v	MIN	L	39	76	.513	7	16	.438	33	36	.917	8	35	43	22	14	0	11	12	4	118
02/27/18	@	POR	L	44	84	.524	15	34	.441	13	17	.765	10	37	47	27	15	0	10	18	2	116
03/01/18	v	BRK	W	40	96	.417	17	46	.370	14	17	.824	16	35	51	27	14	0	10	22	4	111
03/03/18	v	UTA	L	34	82	.415	11	32	.344	19	29	.655	11	41	52	20	19	0	9	13	7	98
03/04/18	v	NY	W	40	88	.455	6	21	.286	13	18	.722	15	33	48	21	19	0	8	13	7	99
03/07/18	v	NO	L	47	83	.566	11	26	.423	9	9	1.000	5	35	40	26	22	0	6	16	7	114
03/09/18	v	ORL	W	33	78	.423	9	29	.310	13	16	.813	5	29	34	17	17	0	7	14	4	88
03/11/18	@	DEN	L	50	89	.562	15	37	.405	15	21	.714	8	43	51	38	17	0	2	8	4	130
03/12/18	@	OKC	L	38	84	.452	16	36	.444	14	18	.778	5	38	43	21	15	0	5	11	6	106
03/14/18	v	MIA	W	41	99	.414	18	43	.419	19	21	.905	15	38	53	26	23	1	5	15	2	119
03/16/18	@	GS	W	34	81	.420	12	26	.462	13	18	.722	9	31	40	21	21	0	10	12	5	93
03/17/18	@	UTA	L	33	74	.446	6	24	.250	31	38	.816	8	40	48	21	13	0	8	16	8	103
03/19/18	v	DET	L	37	79	.468	14	29	.483	18	22	.818	6	38	44	17	11	0	6	10	5	106
03/22/18	v	ATL	W	33	84	.393	12	36	.333	12	18	.667	6	34	40	19	10	0	7	14	2	90
03/25/18	v	BOS	L	40	72	.556	12	22	.545	12	17	.706	3	32	35	23	11	0	9	16	2	104
03/27/18	v	DAL	L	36	80	.450	14	40	.350	17	25	.680	4	39	43	25	17	0	7	13	9	103
03/29/18	v	IND	L	40	80	.500	8	26	.308	18	20	.900	7	27	34	23	17	0	9	10	4	106
03/31/18	v	GS	L	41	83	.494	9	26	.346	21	28	.750	6	36	42	28	18	0	9	11	6	112
04/01/18	@	LAL	W	30	75	.400	7	32	.219	16	25	.640	10	37	47	18	15	0	5	15	6	83
04/03/18	@	PHO	L	35	77	.455	6	17	.353	21	33	.636	6	46	52	18	22	0	6	15	5	97
04/06/18	@	MEM	W	37	84	.440	6	24	.250	13	18	.722	12	26	38	20	12	0	7	15	7	93
04/09/18	@	SA	L	34	82	.415	6	27	.222	24	29	.828	11	34	45	18	14	0	6	8	6	98
04/11/18	v	HOU	W	31	82	.378	13	46	.283	8	12	.667	8	32	40	11	24	0	2	14	6	83
TOTALS				**3177**	**6759**	**.470**	**976**	**2586**	**.377**	**1347**	**1760**	**.765**	**745**	**2843**	**3588**	**1939**	**1422**	**4**	**636**	**1175**	**389**	**8677**

2017-18 KINGS SEASON BESTS

PLAYER	MINUTES	FIELD GOALS	FREE THROWS	REBOUNDS OFF.	REBOUNDS DEF.	REBOUNDS TOTAL	ASSISTS	STEALS	TURNOVERS	BLOCKED SHOTS	POINTS
BOGDAN BOGDANOVIC	40C MAR. 29 vs Ind.	9C(2) MAR. 1 vs Brk.	6C(2) FEB. 5 vs Chi.	2C(3) APR. 9 at S.A.	8C MAR. 12 at OKC.	8C MAR. 12 at OKC.	10C MAR. 9 vs Orl.	4C(3) DEC. 27 vs Clev.	5C(4) FEB. 22 vs OKC.	2C NOV. 7 vs OKC.	25C JAN. 17 vs Utah
BRUNO CABOCLO Tor.-Sac.	19 FEB. 26 vs Minn.	2(3) MAR. 31 vs G.S.	3C MAR. 11 at Den.	2T(2) MAR. 7 vs N.O.	3C MAR. 22 vs Atl.	4T MAR. 22 vs Atl.	1(4) MAR. 27 vs Dall.	1T(3) MAR. 11 at Den.	2 MAR. 31 vs G.S.	1T(4) MAR. 31 vs G.S.	7 MAR. 31 vs G.S.
BRUNO CABOCLO Sac.	19 FEB. 26 vs Minn.	2(3) MAR. 31 vs G.S.	3C MAR. 11 at Den.	2T(2) MAR. 7 vs N.O.	3C MAR. 22 vs Atl.	4T MAR. 22 vs Atl.	1(3) MAR. 27 vs Dall.	1T(2) MAR. 11 at Den.	2 MAR. 31 vs G.S.	1T(4) MAR. 31 vs G.S.	7 MAR. 31 vs G.S.
VINCE CARTER	32 DEC. 8 at N.O.	10 DEC. 27 vs Clev.	3(3) APR. 6 at Mem.	2(2) MAR. 12 at OKC.	8 JAN. 6 vs Den.	8 JAN. 6 vs Den.	7 FEB. 13 at Dall.	3(4) FEB. 13 at Dall.	3(2) FEB. 14 at Hou.	3(2) JAN. 9 at LA-L	24 DEC. 27 vs Clev.
WILLIE CAULEY-STEIN	40 JAN. 15 at OKC.	11 JAN. 17 vs Utah	6 (4) MAR. 25 vs Bos.	6T FEB. 24 vs LA-L	10 APR. 11 vs Hou.	15 FEB. 24 vs LA-L	7C MAR. 1 vs Brk.	7C JAN. 6 vs Den.	4T(3) FEB. 11 at Minn.	5C JAN. 23 at Orl.	26(2) JAN. 17 vs Utah
JACK COOLEY	18C(2) APR. 11 vs Hou.	4C MAR. 9 vs Orl.	8C APR. 11 vs Hou.	3T(4) APR. 6 at Mem.	5C APR. 1 at LA-L	8C APR. 1 at LA-L	2C MAR. 31 vs G.S.	1 MAR. 31 vs G.S.	2C APR. 11 vs Hou.	0	10C APR. 11 vs Hou.
DE'AARON FOX	39C APR. 3 at Phoe.	10C MAR. 1 vs Brk.	7C FEB. 9 vs Port.	3C(2) APR. 9 at S.A.	7C(2) APR. 11 vs Hou.	9C APR. 3 at Phoe.	10C(4) MAR. 12 at OKC.	4C(2) MAR. 17 at Utah	7C DEC. 10 vs Tor.	4C DEC. 1 at Chi.	26C JAN. 28 at S.A.
NIGEL HAYES LA-L-Tor.-Sac. S.A.	27C APR. 11 vs at	3C APR. 9 Hou. Phoe.	1C JAN. 28 at vs	1C(4) APR. 11 S.A. Hou.	8C APR. 9 at at	9C APR. 9 Tor. Phoe.	2C(2) APR. 3 vs vs	1C(2) APR. 11 Hou. Hou.	1C(2) APR. 3 at at	1C(3) APR. 11 S.A. S.A.	7C APR. 9 at
NIGEL HAYES Sac.	27C APR. 11 vs Hou.	3C APR. 9 at S.A.	0	1C(4) APR. 11 vs Hou.	8C APR. 9 at S.A.	9C APR. 9 at S.A.	2T APR. 3 at Phoe.	1C(2) APR. 11 vs Hou.	1T APR. 3 at Phoe.	1C(3) APR. 11 vs Hou.	7C APR. 9 at S.A
BUDDY HIELD	35 JAN. 6 vs Den.	10(2) JAN. 25 at Miami	4T(3) MAR. 14 vs Miami	4C FEB. 24 vs LA-L	8C FEB. 22 vs OKC.	9C FEB. 22 vs OKC.	7T MAR. 16 at G.S.	5C OCT. 23 at Phoe.	6C DEC. 10 vs Tor.	2C(3) MAR. 12 at OKC.	27 NOV. 25 vs LA-C
GEORGE HILL	38 DEC. 27 vs Clev.	9 OCT. 20 at Dall.	10 JAN. 11 vs LA-C	2(6) FEB. 5 vs Chi.	7 DEC. 12 vs Phoe.	7(2) DEC. 20 at Brk.	7 NOV. 9 vs Phil.	4 NOV. 20 vs Den.	5 OCT. 20 at Dall.	2 DEC. 6 at Clev.	22 DEC. 20 at Brk.
JUSTIN JACKSON	42C APR. 3 at Phoe.	7C(6) APR. 3 at Phoe.	3C(2) FEB. 5 vs Chi.	2C(7) APR. 3 at Phoe.	8C JAN. 23 at Orl.	8C(3) APR. 3 at Phoe.	4C(2) APR. 3 at Phoe.	4C(2) FEB. 27 at Port.	3C MAR. 1 vs Brk.	2C(2) FEB. 14 at Hou.	20C MAR. 22 vs Atl.
KOSTA KOUFOS	38 MAR. 9 vs Orl.	9 MAR. 9 vs Orl.	3(3) JAN. 30 at N.O.	7 JAN. 30 at N.O.	12C JAN. 9 at LA-L	17C JAN. 30 at N.O.	6C MAR. 1 vs Brk.	4 MAR. 22 vs Atl.	3(3) MAR. 1 vs Brk.	4 MAR. 22 vs Atl.	18 MAR. 9 vs Orl.
SKAL LABISSIERE	34 MAR. 4 vs N.Y.	10 JAN. 22 at Cha.	9T NOV. 11 at N.Y.	7C JAN. 2 vs Cha.	10T OCT. 18 vs Hou.	15C JAN. 2 vs Cha.	4(2) FEB. 24 vs LA-L	3C JAN. 19 at Mem.	5C OCT. 18 vs Hou.	3(4) MAR. 4 vs N.Y.	23 JAN. 22 at Cha.
FRANK III MASON	34C DEC. 29 vs Phoe.	7C(2) MAR. 22 vs Atl.	6C(3) MAR. 27 vs Dall.	4C MAR. 9 vs Orl.	6C(3) MAR. 22 vs Atl.	10C MAR. 9 vs Orl.	8C MAR. 22 vs Atl.	4C MAR. 3 vs Utah	5C MAR. 9 vs Orl.	2C DEC. 19 at Phil.	16C(3) MAR. 22 vs Atl.
GIORGIOS PAPAGIANNIS	16 JAN. 19 at Mem.	3(2) JAN. 22 at Cha.	0	3 DEC. 26 at LA-C	4 JAN. 22 at Cha.	6 JAN. 22 at Cha.	4T JAN. 30 at N.O.	1(2) DEC. 26 at LA-C	3 JAN. 19 at Mem.	1(6) JAN. 30 at N.O.	6(2) JAN. 22 at Cha.
ZACH RANDOLPH	40 FEB. 22 vs OKC.	14 DEC. 8 at N.O.	6 DEC. 27 vs Clev.	4(6) FEB. 22 vs OKC.	11 DEC. 1 at Chi.	13(2) DEC. 8 at N.O.	7 NOV. 22 vs LA-L	3(4) JAN. 28 at S.A.	6 NOV. 7 vs OKC.	2 FEB. 5 vs Chi.	35 DEC. 8 at N.O.
MALACHI RICHARDSON	31C DEC. 26 at LA-C	3(5) JAN. 6 vs Den.	3T OCT. 29 vs Wash.	1T(5) JAN. 23 at Orl.	5 DEC. 26 at LA-C	5 DEC. 26 at LA-C	2T(3) DEC. 31 vs Mem.	1T(10) JAN. 23 at Orl.	2T DEC. 31 vs Mem.	1T JAN. 23 at Orl.	10(2) DEC. 26 at LA-C
JAKARR SAMPSON	33 DEC. 6 at Clev.	5(3) APR. 11 vs Hou.	2(2) APR. 1 at LA-L	4T DEC. 6 at Clev.	12C DEC. 6 at Clev.	16C DEC. 6 at Clev.	2(2) FEB. 14 at Hou.	1(8) APR. 1 at LA-L	2 FEB. 14 at Hou.	4T APR. 1 at LA-L	11(3) APR. 11 vs Hou.
IMAN SHUMPERT Cle.-Sac.	37 NOV. 11 at Dall.	5 OCT. 21 vs Orl.	7 OCT. 21 vs Orl.	3 NOV. 15 at Cha.	7 NOV. 11 at Dall.	8 NOV. 11 at Dall.	5 NOV. 9 at Hou.	3 NOV. 11 at Dall.	4(2) NOV. 13 at N.Y.	1(4) NOV. 17 vs LA-C	21 OCT. 21 vs Orl.
GARRETT TEMPLE Sac.	40 JAN. 23 at Orl.	14C JAN. 23 at Orl.	5(3) MAR. 9 vs Orl.	2(4) MAR. 12 at OKC.	6(3) FEB. 14 at Hou.	8 DEC. 19 at Phil.	6(2) FEB. 22 vs OKC.	4 OCT. 18 vs Hou.	4(2) JAN. 25 at Miami	3T NOV. 25 vs LA-C	34C JAN. 23 at Orl.
KINGS High Games	265(3) MAR. 14 vs Miami	50 MAR. 1 vs Brk.	24 NOV. 11 at N.Y.	17 FEB. 24 vs LA-L	42(2) APR. 11 vs Hou.	57 OCT. 20 at Dall.	30 FEB. 13 at Dall.	16(2) FEB. 2 vs G.S.	23 NOV. 7 vs OKC.	11 JAN. 23 at Orl.	123 MAR. 14 vs Miami
KINGS Low Games	240(79) APR. 11 vs Hou.	30(2) JAN. 9 at LA-L	4 MAR. 19 vs Det.	3(2) MAR. 17 at Utah	18 NOV. 15 at Atl.	26 NOV. 1 at Bos.	13 OCT. 29 vs Wash.	1 JAN. 2 vs Cha.	3 MAR. 11 at Den.	0 JAN. 15 at OKC.	79 OCT. 21 at Den.
OPPONENTS High Games	265(3) MAR. 14 vs Miami	51 JAN. 2 vs Cha.	35 DEC. 2 at Milw.	18(2) JAN. 15 at OKC.	46(2) APR. 3 at Phoe.	59 JAN. 15 at OKC.	40 NOV. 15 at Atl.	16 NOV. 7 vs OKC.	26(2) JAN. 9 at LA-L	10 JAN. 22 at Cha.	131 JAN. 2 vs Cha.
OPPONENTS Low Games	240(79) APR. 11 vs Hou.	29 NOV. 7 vs OKC.	8(2) APR. 11 vs Hou.	1 NOV. 28 vs Milw.	23 JAN. 17 vs Utah	29 JAN. 17 vs Utah	11 APR. 11 vs Hou.	2(3) APR. 11 vs Hou.	3 JAN. 2 vs Cha.	0 FEB. 3 vs Dall.	82 NOV. 17 vs Port.

"C" indicates a new career-high, "T" a tied career-high.
Numbers in parentheses indicate the number of games in which a player or team has reached a given total (if more than one).

2017-18 MISCELLANEOUS STATISTICS

STREAKS

Longest Winning:		Longest Losing:	
Overall	2 games, 11/7-11/9, 11/19-11 1/23-1/25,3/14-3/16	Overall	8 games, 1/8-1/22
Home	3 games, 11/7-11/17	Home	5 games, 1/8-1/22
Road	2 games, 11/27-12/1, 12/19-12/20 1/23-1/25	Road	9 games, 10/21-11/18

WIN-LOSS MARGINS

MARGINS	1	2	3	4	5	6	7	8	9	10	11	12	13	14	15	16	17	18	19	20	21	22	23
Won By:	5		1	3	5	4	2	2			2		1	1	1								
Lost By:		2	3		6	4	4	1	3	1	1	1	3		5	3	2	6		1	1		1

	24	25	26	27	28	29	30	31	32	33	34	35	36	37	38	39	40	41	42	43	44	45	46+
Won By:																							
Lost By:		1	1	4																			1

HOME AND AWAY

	— KINGS —									— OPPONENTS —			
Games	FG%	3pt%	FT%	PPG	RPG	APG	SPG	BPG	TPG	FG%	PPG	RPG	TPG
Home (14-27)	.461	.374	.760	100.7	41.5	21.8	7.20	4.10	14.00	.468	106.0	42.7	14.10
Road (13-28)	.439	.376	.711	37.0	40.3	21.3	8.50	4.10	13.40	.473	105.7	44.8	14.60

MONTHLY BREAKDOWN

	— KINGS —									— OPPONENTS —			
Games	FG%	3pt%	FT%	PPG	RPG	APG	SPG	BPG	TPG	FG%	PPG	RPG	TPG
October (1-6)	.426	.342	.742	94.1	42.4	18.0	7.90	3.40	14.90	.453	104.4	47.4	15.90
November (5-9)	.443	.401	.730	95.0	37.6	20.9	8.20	4.40	14.60	.490	106.0	43.6	15.70
December (6-9)	.464	.384	.704	100.1	40.9	21.9	7.70	4.60	13.70	.469	106.0	42.5	12.90
January (4-10)	.458	.391	.733	101.2	41.4	21.1	8.80	3.50	14.50	.483	108.4	43.2	15.40
February (2-9)	.464	.381	.744	102.9	40.1	23.5	8.50	3.70	13.10	.474	110.7	43.9	14.10
March (6-10)	.447	.358	.796	100.7	42.3	23.0	6.80	4.80	12.80	.463	105.1	43.6	13.40
April (3-2)	.419	.328	.651	90.6	44.4	19.6	6.40	4.00	11.80	.418	90.8	44.4	13.40

VERSUS THE LEAGUE

	— KINGS —									— OPPONENTS —			
Games	FG%	3pt%	FT%	PPG	RPG	APG	SPG	BPG	TPG	FG%	PPG	RPG	TPG
vs. East (13-17)	.460	.364	.732	98.4	40.2	21.6	7.30	4.70	14.10	.464	105.7	43.7	14.10
vs. West (14-38)	.445	.382	.737	99.1	41.3	21.5	8.20	3.80	13.50	.473	105.9	43.8	14.50
vs. Atlantic (5-5)	.456	.368	.738	98.2	39.0	20.9	8.00	5.10	14.10	.379	105.7	46.3	15.40
vs. Central (3-7)	.476	.355	.709	98.1	39.4	22.5	6.90	4.00	14.70	.474	104.2	40.4	12.40
vs. Southeast (5-5)	.449	.368	.748	98.9	42.2	21.5	7.00	4.90	13.60	.467	107.3	44.3	14.40
vs. Northwest (3-15)	.434	.380	.766	97.1	39.9	20.3	8.70	3.80	13.20	.473	106.8	45.9	14.80
vs. Pacific (5-11)	.443	.392	.718	101.1	41.2	22.7	9.20	4.40	13.10	.486	106.9	43.8	16.00
vs. Southwest (6-12)	.457	.375	.728	99.3	42.9	21.7	6.70	3.40	14.10	.463	104.1	41.7	12.90

RANKINGS WITHIN THE LEAGUE

LEFT: Where Sacramento ranked statistically as a team among the 30 NBA franchises. RIGHT: A list of those Kings players who ranked in the NBA's top 40 individual statistics in 2017-18.

	--- KINGS ---		– OPPONENTS –	
Points/game	30	98.8	14	105.8
FG%	22	.450	25	.470
FT%	28	.735	13	.765
3-pt FG%	3	.375	29	.377
Off. Reb./game	19	9.48	7	9.09
Def. Reb./game	29	31.44	T-23	34.67
Rebounds/game	28	40.91	20	43.76
Assists/game	25	21.56	T-18	23.65
Steals/game	11	7.84	17	7.76
Turnovers/game	9	13.72	T-13	14.33
Blocks/game	T-2	4.15	T-14	4.74

PLAYER	CATEGORY
Willie Cauley-Stein	36th in rebounds (7.0 rpg)
	28th in FG% (.502)
	34th in blocks (0.92 bpg)
De'Aaron Fox	T-36th in assists (4.4 apg)
Buddy Hield	9th in 3PT FG% (.431)

2017-18 MISCELLANEOUS STATISTICS

INACTIVE LIST

DATE	OPP	PLAYER
10/18	HOU	Bogdanovic, Cooley, Giles, Randolph
10/20	@DAL	Bogdanovic, Cooley, Giles, Papagiannis
10/21	@DEN	Bogdanovic, Cooley, Giles, Papagiannis
10/23	@PHX	Cooley, Giles, Papagiannis, Sampson
10/26	NOP	Cooley, Giles, Papagiannis, Sampson
10/29	WAS	Cooley, Giles, Hill, Randolph,
10/31	@IND	Cooley, Giles, Sampson, Temple
11/1	@BOS	Cooley, Giles, Papagiannis, Sampson
11/4	@DET	Cooley, Giles, Hill, Sampson
11/7	OKC	Cooley, Giles, Papagiannis, Sampson
11/9	PHI	Carter, Cooley, Giles, Papagiannis, Sampson
11/11	@NYK	Carter, Cooley, Giles, Papagiannis, Sampson
11/13	@WAS	Carter, Cooley, Giles, Sampson
11/15	@ATL	Carter, Cooley, Giles, Sampson
11/17	POR	Carter, Giles, Papagiannis, Sampson
11/18	@POR	Carter, Giles, Hield, Papagiannis, Sampson
11/20	DEN	Carter, Cooley, Giles, Hield, Papagiannis, Sampson
11/22	LAL	Cooley, Giles, Papagiannis, Sampson
11/25	LAC	Cooley, Giles, Papagiannis, Sampson
11/27	@GSW	Cooley, Giles, Papagiannis, Sampson
11/28	MIL	Cooley, Giles, Papagiannis, Sampson
12/1	@CHI	Giles, Jackson, Papagiannis, Richardson
12/2	@MIL	Giles, Jackson, Papagiannis, Richardson
12/6	@CLE	Cauley-Stein, Giles, Jackson,Labissiere, Richardson
12/8	@NOP	Cauley-Stein, Giles, Jackson,Labissiere, Richardson
12/10	TOR	Cauley-Stein, Cooley, Giles, Hill
12/12	PHX	Cooley, Giles, Papagiannis, Sampson
12/14	@MIN	Cooley, Giles, Papagiannis, Sampson
12/17	@TOR	Cooley, Fox, Giles, Randolph, Sampson
12/19	@PHI	Cooley, Giles, Hill, Sampson
12/20	@BKN	Cooley, Fox, GIles, Sampson
12/23	SAS	Cooley, Fox, GIles, Sampson
12/26	@LAC	Cooley, Fox, GIles, Sampson
12/27	CLE	Cooley, Fox Giles, Sampson
12/29	PHX	Cooley, Fox, Giles, Sampson
12/31	MEM	Cooley, Fox, Giles, Sampson
1/2	CHA	Cooley, Giles, Mason III, Sampson
1/6	DEN	Giles, Hill, Mason III, Randolph
1/8	SAS	Cooley, GIles, Hill, Mason III, Sampson
1/9	@LAL	Cooley, GIles, Hill, Mason III, Papagiannis, Sampson
1/11	LAC	Cooley, Giles, Mason III, Papagiannis, Richardson, Sampson
1/13	@LAC	Cooley, Giles, Mason III, Papagiannis, Richardson, Sampson
1/15	@OKC	Cooley, Giles, Mason III, Sampson
1/17	UTA	Cooley, Giles, Labissiere, Mason III, Sampson
1/19	@MEM	Cooley, Giles, Mason III, Sampson
1/22	@CHA	Cooley, Giles, Mason III, Sampson
1/23	@ORL	Cooley, Giles, Mason III, Randolph, Sampson
1/25	@MIA	Cooley, Giles, Mason III, Sampson
1/28	@SAS	Cauley-Stein, Cooley, GIles, Labissiere, Mason III
1/30	@NOP	Cauley-Stein, Cooley, GIles, Labissiere, Mason III
2/2	GSW	Cooley, Giles, Labissiere, Mason III
2/3	DAL	Cooley, Giles, Labissiere, Mason III
2/5	CHI	Cooley, Giles, Labissiere, Mason III
2/9	POR	Caboclo, Giles, Johnson, Mason III, Sampson, Shumpert
2/11	@MIN	Caboclo, Giles, Labissiere, Mason III, Shumpert
2/13	@DAL	Caboclo, Giles, Labissiere, Mason III, Shumpert
2/14	@HOU	Giles, Labissiere, Mason III, Shumpert
2/22	OKC	Cooley, Fox, Giles, Koufos, Sampson
2/24	LAL	Cooley, Giles, Sampson
2/26	MIN	Cooley, Giles, Sampson
2/27	@POR	Cooley, Giles, Sampson
3/1	BKN	Cooley, Giles, Sampson
3/3	UTA	Cauley-Stein, Cooley, GIles, Sampson
3/4	NYK	Cauley-Stein, Cooley, GIles, Sampson
3/7	NOP	Cauley-Stein, Giles, Shumpert
3/9	ORL	Cauley-Stein, Fox, Giles, Sampson
3/11	@DEN	Cooley, Giles, Labissiere, Sampson
3/12	@OKC	Cooley, Giles, Labissiere, Sampson
3/14	MIA	Cooley, Giles, Labissiere, Sampson
3/16	@GSW	Carter, Cooley, Giles, Shumpert
3/17	@UTA	Carter, Cooley, Giles
3/19	DET	Bogdanovic, Cooley, Giles, Sampson
3/22	ATL	Cooley, Giles, Randolph, Sampson, Temple
3/25	BOS	Giles, Shumpert, Temple
3/27	DAL	Giles, Shumpert, Temple
3/29	IND	Giles, Shumpert, Temple
3/31	GSW	Giles, Randolph, Shumpert, Temple
4/1	@LAL	Giles, Randolph, Shumpert, Temple
4/3	@PHX	Cooley, Giles, Randolph, Sampson
4/6	@MEM	Giles, Labissiere, Shumpert, Temple
4/9	@SAS	Giles, Labissiere, Mason III, Shumpert
4/11	HOU	Giles, Labissiere, Mason III, Shumpert

THE KINGS WERE:

15-11	leading at the half
3-3	tied at the half
9-41	trailing at the half
17-7	leading after three quarters
3-2	tied after three quarters
7-46	trailing after three quarters
17-21	scoring 100+ points
10-34	scoring under 100 points
9-48	allowing opponent to score 100+ points
18-7	holding opponent to under 100 points
14-13	outrebounding opponent
4-3	tied with opponent in rebounding
7-39	outrebounded by opponent
18-34	bench outscores opponent
1-3	benches are tied
6-20	bench outscored by opponent bench
9-24	committing 15 or more turnovers
18-31	committing under 15 turnovers
20-10	outshooting opponent
0-0	tied FG% with opponent
5-43	outshot by opponent
7-6	shooting .500 or better from the field
20-49	shooting under .500 from the field
8-32	opponent shoots .500 or better from the field
19-23	opponent shoots under .500 from the field
13-22	outshooting opponents in 3pt FG%
1-0	tied in 3pt FG%
13-33	outshot by opponents in 3pt FG%
1-5	shooting .500 or better in 3pt FG%
12-28	outshooting or tied with opponents in FT%
15-28	outshot by opponents in FT%
15-32	shooting .700 or better in FT%
0-1	shooting 30 or more free throws
7-10	having more FT attempts than opponent
0-3	tied in free throw attempts with opponent
18-42	having less FT attempts than opponent
21-21	having more points in the paint than opponent
2-30	having less points in the paint than opponent
2-4	having same amount points in the paint
11-30	having more 2nd-chance points than opponent
13-23	having less 2nd-chance points than opponent
1-4	having same amount 2nd-chance points
9-22	having more fastbreak points than opponent
16-32	having less fastbreak points than opponent
0-5	having same amount fastbreak points

KINGS INDIVIDUAL TECHNICAL FOULS: 12

2	Vince Carter	11/4, 4/9
1	Willie Cauley-Stein	4/1
2	Head Coach Dave Joerger	12/2, 2/2
2	Kosta Koufos	3/14, 3/16
1	Skal Labissiere	11/7
1	Frank Mason III	12/31
3	Zach Randolph	10/21, 10/26, 3/4

KINGS INDIVIDUAL EJECTIONS: 0

KINGS FLAGRANT FOULS:
Vince Carter, FLG-1, 3/31 vs. GSW (0:41, 3rd Q)

OPPONENT TECHNICAL FOULS: 20

OPPONENT EJECTIONS: 2
Russell Westbrook, 1/15 at OKC
Robin Lopez, 2/5 vs. CHI

OPPONENT FLAGRANT FOULS:
Russell Westbrook, FLG-1, 11/7 vs. OKC (4:08, 3rd Q
Shaun Livingston,FLG-1, 3/31 vs. GSW (4:40, 2nd Q)

2017-18 KINGS MISCELLANEOUS STATS

PLAYER GAMES MISSED

Bogdan Bogdanovic	3	Right Ankle Sprain	10/18, 10/20, 10/21
	1	Sore Left Hamstring	3/19
Bruno Caboclo	2	Personal	2/11, 2/13
Vince Carter	7	Kidney Stones	11/9, 11/11, 11/13, 11/15, 11/17, 11/18, 11/20
	1	Right Rib Pain	12/23
	2	Personal	3/16, 3/17
Willie Cauley-Stein	7	Lower Back Strain	12/6, 12/8, 12/10, 3/3, 3/4, 3/7, 3/9
	2	Right Knee Bone Contusion	1/28, 1/30
De'Aaron Fox	2	Right Quad Contusion	12/17, 12/20
	5	Right Quadriceps Muscle Partial Tear	12/23, 12/26, 12/27, 12/29, 12/31
	1	Conjunctivitus	2/22
	1	Lower Back Strain	3/9
Harry Giles	82	Bi-Lateral Knee Rehabilitation	ALL
Buddy Hield	2	Right Ankle	11/18, 11/20
George Hill	1	Rest	10/29
	5	Personal	11/4, 12/10, 1/6, 1/8, 1/9
	1	Illness	12/19
Kosta Koufos	1	Illness	2/22
Skal Labissiere	9	Left Shoulder/Rotator Cuff Strain	1/17, 1/28, 1/30, 2/2, 2/3, 2/5, 2/9[DND], 2/11, 2/13, 2/14
	3	Left Hip Contusion	3/11, 3/12, 3/14
	4	Sprained Left Ankle	4/3[DNP], 4/6, 4/9, 4/11
Frank Mason III	4	Right Heel Contusion	1/2, 1/6, 1/8, 1/9
	16	Right Plantar Fascia Partial Tear	1/11, 1/13, 1/15, 1/17, 1/19, 1/22, 1/23, 1/25, 1/28, 1/30, 2/2, 2/3, 2/5, 2/9, 2/11, 2/13, 2/14
	2	Sore Left Heel	4/9, 4/11
Zach Randolph	2	Oral Surgery	10/18, 1/6
	2	Rest	10/29, 12/17
	1	Left Knee Soreness	1/23
	1	Gastroenteritis	3/22
	3	Personal	3/31, 4/1, 4/3
Iman Shumpert	28	Left Foot Plantar Fasciitis/Left Knee Rehab	2/11, 2/13, 2/14, 2/22[DNP], 2/24[DNP], 2/26[DNP], 2/27[DNP], 3/1[DNP], 3/3[DNP], 3/4[DNP], 3/7, 3/9[DNP], 3/11[DNP], 3/12[DNP], 3/14[DNP], 3/16, 3/17[DNP], 3/19[DNP], 3/22[DNP], 3/25, 3/27, 3/29, 3/31, 4/1, 4/3[DNP], 4/6, 4/9, 4/11
Garrett Temple	1	Rest	10/31
	1	Right Ankle Sprain	1/2[DND]
	9	Sprained Left Ankle	3/22, 3/25, 3/27, 3/29, 3/31, 4/1, 4/3[DNP], 4/6, 4/9[DNP]
Games Missed	**234**		

IN WINS

Most consecutive wins	2 (4)	11/7-11/9, 11/19-11/20, 1/23-1/25, 3/14-3/16
Most consecutive home wins	3	11/7-11/17
Most consecutive road wins	2 (3)	11/27-12/1, 12/19-12/20, 1/23-1/25
Largest margin of victory	15 (2)	3/22 vs. Atlanta (105-90)
at home	15 (2)	3/22 vs. Atlanta (105-90)
on road	11	1/30 @ New Orleans (114-103)
Largest lead in a game	21	12/20 @ Brooklyn (104-99)
at home	21	4/11 vs. Houston (96-83)
on road	26	2/13 @ Dallas (104-99)
Largest deficit overcome to win	21 (2)	2/2 vs. Chicago (104-98)
at home	21 (2)	2/2 vs. Chicago (104-98)
on road	16	12/19 @ Philadelphia (101-95)
Never trailed in these games	2	1/6 vs. Denver (106-98)
		3/9 vs. Orlando (94-88)

IN LOSSES

Most consecutive losses	8	1/8-1/22
Most consecutive home losses	5	1/8-2/3
Most consecutive road losses	9	10/21-11/18
Largest margin of defeat	46	11/11 @ Atlanta (80-126)
at home	27	10/29 vs. Washington (83-110)
on road	46	11/11 @ Atlanta (80-126
Largest deficit in a game	48	11/11 @ Atlanta (80-126
at home	37	10/29 vs. Washington (83-110)
on road	48	11/11 @ Atlanta (80-126)
Largest blown lead in a loss	19	10/26 vs. New Orleans (106-114)
at home	19	10/26 vs. New Orleans (106-114)
on road	15	1/15 @ Oklahoma City (88-95)
Never led in these games	5	10/29 vs. Washington (83-110)
		10/31 @ Indiana (83-101)
		11/15 @ Atlanta (80-126)
		12/2 @ Milwaukee (104-109)
		2/27 @ Portland (99-116)

2017-18 KINGS STARTING LINEUPS (31 different lineups used)

Lineup (SF, PF, C, SG, PG)	Record	Dates Used
Jackson, Labissiere, Cauley-Stein, Hield, Hill	0-1	10/18
Jackson, Randolph, Cauley-Stein, Hield, Hill	1-3	10/20, 10/21, 10/23, 10/26
Bogdanovic, Labissiere, Cauley-Stein, Hield, Fox	0-1	10/29
Bogdanovic, Randolph, Cauley-Stein, Hield, Hill	0-1	10/31
Bogdanovic, Randolph, Cauley-Stein, Temple, Hill	3-5	11/1, 11/7, 11/9, 11/11, 11/13, 11/15, 11/20, 12/20
Bogdanovic, Randolph, Cauley-Stein, Temple, Fox	1-1	11/4, 12/19
Temple, Labissiere, Randolph, Hill, Fox	5-5	11/17, 11/18, 11/22, 11/25, 11/27, 11/28, 12/1, 12/12, 12/14, 1/2
Temple, Cauley-Stein, Koufos, Hill, Fox	0-1	12/2
Temple, Sampson, Randolph, Hill, Fox	1-1	12/6, 12/8
Temple, Labissiere, Randolph, Bogdanovic, Fox	0-1	12/10
Carter, Cauley-Stein, Koufos, Temple, Hill	0-1	12/17
Temple, Randolph, Cauley-Stein, Hield, Hill	0-2	12/23, 12/26
Temple, Richardson, Randolph, Hill, Mason III	1-0	12/27
Temple, Labissiere, Randolph, Hill, Mason III	0-1	12/29
Temple, Randolph, Koufos, Bogdanovic, Hill	0-1	12/31
Richardson, Labissiere, Cauley-Stein, Hield, Fox	1-0	1/6
Richardson, Randolph, Cauley-Stein, Hield, Fox	0-2	1/8, 1/9
Temple, Randolph, Cauley-Stein, Hill, Fox	0-2	1/11, 1/13
Temple, Labissiere, Cauley-Stein, Bogdanovic, Fox	0-1	1/15
Bogdanovic, Randolph, Cauley-Stein, Hill, Fox	0-1	1/17
Jackson, Randolph, Cauley-Stein, Bogdanovic, Fox	5-7	1/19, 1/25, 2/2, 2/3, 2/5, 2/9, 2/11, 2/13, 2/24, 2/27, 3/14, 3/16
Bogdanovic, Cauley-Stein, Koufos, Carter, Fox	0-1	1/22
Bogdanovic, Labissiere Cauley-Stein, Carter, Fox	1-0	1/23
Jackson, Randolph, Koufos, Bogdanovic, Fox	1-5	1/28, 1/30, 3/3, 3/7, 3/11, 3/12
Jackson, Sampson, Cauley-Stein, Bogdanovic, Fox	2-2	2/14, 4/6, 4/9, 4/11
Jackson, Randolph, Cauley-Stein, Bogdanovic, Temple	0-1	2/22
Jackson, Labissiere, Cauley-Stein, Bogdanovic, Fox	1-2	2/26, 3/1, 3/17
Jackson, Labissiere, Koufos, Bogdanovic, Fox	1-0	3/4
Jackson, Labissiere, Koufos, Bogdanovic, Temple	1-0	3/9
Jackson, Labissiere, Cauley-Stein, Bogdanovic, Fox	2-5	3/19, 3/22, 3/25, 3/27, 3/29, 3/31, 4/1
Jackson, Carter, Cauley-Stein, Bogdanovic, Fox	0-1	4/3

2017-18 REGULAR SEASON NOTES

The Kings finished their 33rd season in Sacramento with a 27-55 record (14-27 at home, 13-28 on the road) ... The Kings were ranked 30th in scoring (98.8 ppg), 25th in assists (23.65 apg) and 28th in rebounds (43.76 rpg) per game ... Sacramento finished ranked third in three-point field goal percentage (.375 3pt%) and ninth in turnovers (13.72 tpg) and 11th in steals (7.84 spg) per game ... The Kings were 18-7 in games where they held opponents under 100 points ... Sacramento was 14-11 in games decided by five points or less, including a 5-0 record in games decided by a single point ... The Kings were one of three teams this season with five or more game-winning buckets in the final 15 seconds of regulation or overtime, tied with the Houston Rockets with five game-winners and one behind the Boston Celtics who finished with six wins in those situations ... The Purple and Black made 738 three-pointers while attempting 1,967 shots from beyond the 3-point arc, which surpasses the franchise records for three-pointers made and attempted in a season, both of which were previously set during the 2016-17 season ... DefensiThis season's squad won some key road matchups this season, including a 110-106 win on Nov. 27 at Oracle Arena ... That win snapped Golden State's 32-game home-winning streak against Pacific Divsion foes dating back to Mar. 27, 2013 when the Kings defeated the Warriors, 105-98, in Oakland ... Sacramento also took down the Dallas Mavericks at American Airlines Arena on Oct. 20, the second game of the season, which snapped a 22-game road-losing streak to Dallas; the Kings also defeated the Mavs on their home floor on Feb. 13 to win two road games in Dallas for the first time since the 2002-03 season ... The Kings also took down an even longer losing streak when they defeated the Miami Heat, 89-88, in South Beach on Jan. 25, 2018 ... Prior to the contest, Sacramento had lost 15 in-a-row on the Heat's home floor dating back to Nov. 10, 2001; the game marked just the fourth road win against the Heat since their existence (1988-89) ... Sacramento also pulled off a 123-119 victory against Miami on their home floor marking just the third season since 1988-89 where the Kings swept the season series against Maimi (94-95, 01-02) ... In their next game on Mar. 16, 2018, the Kings took the short trip to Oakland and picked up a 98-93 win over Golden State marking just the third time over the last five seasons where a team won two games at Oracle Arena in a single season (2013-14 Denver Nuggets, 2013-14 San Antonio Spurs) ... Previously, Sacramento had not won more than one road game in a single season against the Warriors since the 2002-03 season when they held a seven-game road-winning streak over Golden State from Jan. 15, 2000 to Jan. 20, 2003 ... The Kings also pulled off a historical comeback against the Chicago Bulls; after scoring just nine first quarter points and going down by as many as 21 in the first half, Sacramento outscored Chicago, 63-43, in the second half to pick up a 104-98 win ... The win marked the second time this season where a team scored nine points or less in the opening frame as the Heat scored just seven against Chicago on Nov. 26, 2017, but were victorious at the final buzzer ... Over the last decade, the Kings are just the sixth team to win with nine or fewer first quarter points and faced the second largest deficit amongst those teams.

2017-18 INDIVIDUAL NOTES

Three Sacramento Kings players made game-winning shots this season, including De'Aaron Fox (11/9, 1/25), Bogdan Bogdanovic (11/27, 4/6), and Skal Labissiere (3/4) ... Both Bogdanovic and Fox each went 6-for-6 from three-point range in a single contest (Bogdanovic on 1/17, Fox on 1/28) to become just the seventh and eigth rookies since 1987 to go perfect from beyond the arc while taking six or more attempts from deep ... Buddy Hield made his mark in the team's record books as the second-year guard finished the season with 176 three-point field goals, fifth highest total in franchise history, to become just the fourth Royals/Kings player to knock down 170-plus shots from beyond the arc ... Hield becomes the 17th player over the last decade to make 170 three-pointers in a single season at the age of 24 years or younger ... In his 17th season, Zach Randolph enjoyed continued success as he posted 35 points and 13 rebounds on Dec. 8 at New Orleans and 29 points and 12 rebounds on Feb. 22 versus Oklahoma City making him just the sixth player at 36 years or older to record 29 points and 12 rebounds or greater twice in a season ... Randolph's game against New Orleans made him just the seventh player in league history at age 36 or older to notch a double-double with at least 35 points ... Randolph also surpassed the 18,000 points mark on Dec. 2 at Milwaukee and the 10,000 rebounds plateau on Dec. 20 at Brooklyn to become just the 20th player in NBA annals with career totals of 18k-plus points and 10k or more rebounds ... Randolph dished out assist no. 2,000 for his career on Jan. 17 to become the 19th player in the NBA to total 2k assists along with 18k points and 10k rebounds. ... Willie Cauley-Stein was a defensive stalwart versus Denver on Jan. 16 as he swiped seven steals to become the seventh Kings player since 1975 to swipe seven-plus steals in a game ... Kings head coach Dave Joerger eclipsed a milestone of his own on Mar. 9 with Sacramento's win over Orlando for career win no. 200 making him just the 92nd head coach in league history to win 200 or more games; Joerger finished the season with 202 career wins.

HONORS: For the third straight season, a Kings player was selected to an All-Rookie team as Bogdan Bogdanovic received All-Rookie Second Team honors on May 22, 2018... Bogdanovic averaged 11.8 ppg (.446 FG%, .392 3pt%, .840 FT%), 2.9 rpg, 3.3 apg, 0.9 spg and 27.9 mpg in 78 games, including 52 starts ... Bogdanovic ranked third in free throw percentage, fourth in three point field goal percentage and eigth in points and assists per game amongst rookies ... Last season, Kings guard Buddy Hield was selected to the All-Rookie First Team ... Both Bogdanovic and Hield also competed in the 2018 Mtn Dew Kickstart Rising Stars Challenge for the World Team on Feb 16. at All-Star weekend in Los Angeles ... De'Aaron Fox was selected to play for the U.S. Team ... Bogdanovic earned MVP honors for the his performance during the first and second-year players showcase

2017-18 KINGS/OPPONENTS HIGHS/LOWS

KINGS HIGHS/LOWS

INDIVIDUAL - MOST

Points (OT):	35	Randolph 12/8 @ NOP
Points:	35	Randolph 12/8 @ NOP
Field Goals Made:	14 (2)	Temple, 1/23 @ ORL
Field Goals Attempted:	23 (2)	Randolph,2/22 vs. OKC
Free Throws Made:	10	Hill, 1/11 vs. LAC
Free Throws Attempted:	13	Hill, 1/11 vs. LAC
3PT Field Goals Made:	7	Hield, 11/25 vs. LA5C
3PT FG Attempted:	11	Hield, 3/7 vs. NOP
Rebounds:	17	Koufos, 1/30 @ NOP
Offensive Rebounds:	7 (2)	Koufos, 1/30 @ NOP
Defensive Rebounds:	12 (2)	Koufos, 1/9 @ LAL
Assists:	10 (4)	Bogdanovic, 3/9 vs. ORL
Steals:	7	Cauley-Stein, 1/6 vs. DEN
Blocks:	5	Cauley-Stein, 1/23 @ ORL
Turnovers:	7	Fox, 12/10 vs. TOR
Minutes:	42	Jackson, 4/3 @ PHX

TEAM - MOST

Points, Game (OT):	123	3/14 vs. Miami
Points, Game:	123	3/14 vs. Miami
Field Goals Made:	50	3/1 vs. Brooklyn
Field Goals Attempted:	99	10/23 @ Phoenix
Best Field Goal %:	.553	11/22 vs. Los Angeles
Free Throws Made:	24	11/11 @ New York
Free Throws Attempted:	30	11/11 @ New York
Best Free Throw %:	1.000 (3)	3/25 vs. Boston
3PT FG Made:	18	1/28 @ San Antonio
3PT FG Attempted:	34	1/28 @ San Antonio
Best 3PT FG %	.667	3/17 @ Utah
Rebounds:	57	10/20 @ Dallas
Offensive Rebounds:	17	2/24 vs. Los Angeles
Defensive Rebounds:	42 (2)	4/11 vs. Houston
Assists:	30	2/13 @ Dallas
Personal Fouls:	30	3/17 @ Utah
Steals:	16 (2)	2/2 vs. Golden State
Blocks:	11	1/23 @ Orlando
Turnovers:	23	11/7 vs. Oklahoma City
Pts. Off Turnovers Allowed:	27 (2)	1/17 vs. Utah
Points in the Paint:	66	3/1 vs. Brooklyn
2nd Chance Points:	26	1/30 @ New Orleans
Fastbreak Points:	23	1/13 @ LA Clippers
Bench Points:	78	10/23 @ Phoenix

TEAM - LEAST

Points, Game:	79	10/21 @ Denver
Field Goals Made:	30	11/11 @ New York
Field Goals Attempted:	72	1/17 vs. Utah
Worst Field Goal %:	.352	11/15 @ Atlanta
Free Throws Made:	4*	3/19 vs. Detroit
Free Throws Attempted:	6*	2/3 vs. Dallas
Worst Free Throw %:	.444	3/19 vs. Detroit
3PT FG Made:	2	10/31 @ Indiana
3PT FG Attempted:	14 (2)	11/17 vs. Portland
Worst 3PT FG %:	.143	10/31 @ Indiana
Rebounds:	26	11/1 @ Boston
Offensive Rebounds:	3	3/17 @ Utah
Defensive Rebounds:	18	11/15 @ Atlanta
Assists:	14 (2)	12/20 @ Brooklyn
Steals:	1	1/2 vs. Charlotte
Blocks:	0	1/15 @ Oklahoma City
Turnovers:	3*	3/11 @ Denver
Personal Fouls:	14 (2)	2/2 vs. Golden State

OPPONENT HIGHS/LOWS

INDIVIDUAL - MOST

38 (2)	Cousins, 12/8 @ NOP
50	Lillard, 2/9 vs. POR
16	Lillard, 2/9 vs. POR
30	Cousins, 12/8 @ NOP
17	Antetokounmpo, 12/2 @ MIL
22	Antetokounmpo, 12/2 @ MIL
8 (3)	Rozier, 3/25 vs. BOS
17 (2)	Green, 4/11 vs. HOU
19	Drummond, 11/4 @ DET
8 (3)	Kanter, 3/4 vs. NYK
15	Westbrook, 2/22 vs. OKC
14	James, 12/26 vs. CLE
5 (7)	George, 1/15 @ OKC
6	Howard, 1/22 @ CHA
10	Westbrook, 1/15 @ OKC
42	Cousins, 12/8 @ NOP

TEAM - MOST

119	3/14 vs. Miami
131	1/2 vs. Charlotte
51	1/2 vs. Charlotte
99	3/14 vs. Miami
.633	11/15 @ Atlanta
35	12/2 @ Milwaukee
42	12/2 @ Milwaukee
1.000	3/7 vs. New Orleans
18	3/14 vs. Miami
49	2/14 @ Houston
.545	3/25 vs. Boston
58 (2)	1/15 @ Oklahoma City
18 (2)	1/15 @ Oklahoma City
46 (2)	4/3 @ Phoenix
40	11/15 @ Atlanta
28	11/9 vs. Philadelphia
16	11/7 vs. Oklahoma City
10	1/22 @ Charlotte
26 (2)	1/9 @ Los Angeles
40	1/6 vs. Denver
62	3/11 @ Denver
23	12/26 @ LA Clippers
35	1/9 @ Los Angeles
72	12/26 @ LA Clippers

TEAM - LEAST

82	11/7 vs. Oklahoma City
29	11/7 vs. Oklahoma City
69	12/2 @ Milwaukee
.337	11/7 vs. Oklahoma City
8	1/8 vs. San Antonio
9	3/7 vs. New Orleans
.483	1/15 @ Oklahoma City
6 (4)	4/6 @ Memphis
19	12/2 @ Milwaukee
.219 (2)	4/1 @ Los Angeles
29	1/17 vs. Utah
1	11/28 vs. Milwaukee
23	1/17 vs. Utah
13	11/17 vs. Portland
2	1/6 vs. Denver
0	2/3 vs. Dallas
3	1/2 vs. Charlotte
10	12/6 @ Cleveland

2017-18 KINGS HALF HIGHS/LOWS

2017-18 REGULAR SEASON - SACRAMENTO KINGS HALF HIGHS/LOWS

INDIVIDUAL - MOST

Points:	21 (2)	Garrett Temple	1/23/18 @ ORL (2nd)
Field Goals Made:	8 (7)	Willie Cauley-Stein	3/29/18 vs. IND (1st)
Field Goals Attempted:	17	Zach Randolph	1/30/18 @ NOP (2nd)
Free Throws Made:	8	Skal Labissiere	11/11/17@ NYK (2nd)
Free Throws Attempted:	9	George Hill	1/11/18 vs. LAC (2nd)
3PT Field Goals Made:	5	Garrett Temple	10/23/17 @ PHX (2nd)
3PT FG Attempted:	7 (2)	Garrett Temple	12/2/17 @ MIL (2nd)
Rebounds:	12	Kosta Koufos	1/11/18 @ LAL (2nd)
Offensive Rebounds:	6	Willie Cauley-Stein	2/24/18 vs. LAL (1st)
Defensive Rebounds:	8 (3)	Willie Cauley-Stein	2/24/18 vs. LAL (1st)
Assists:	7 (2)	Bogdan Bogdanovic	3/9/18 vs. ORL (2nd)
Steals:	5	Buddy Hield	10/23/17 @ PHX (2nd)
Blocks:	3 (4)	Willie Cauley-Stein	1/23/18 @ ORL (2nd)
Turnovers:	5	George Hill	10/21/17 @ DAL (1st)
Minutes:	24 (2)	Garrett Temple	1/23/18 @ ORL (2nd)

TEAM - MOST

Points, Game:	70	10/26/17 vs. NOP (1st)
Field Goals Made:	28	2/13/18 @ DAL (1st)
Field Goals Attempted:	54	10/23/17 @ PHX (2nd)
Best Field Goal %:	.622	1/17/18 vs. UTA (2nd)
Free Throws Made:	15	11/11/17@ NYK (2nd)
Free Throws Attempted:	18	11/11/17@ NYK (2nd)
Best Free Throw %:	1.000	several times
3PT FG Made:	9	4/3/18 @ PHX (2nd)
3PT FG Attempted:	19	3/12/18 @ OKC (1st)
Best 3PT FG %	.727	3/17/18 @ UTA (1st)
Rebounds:	32	1/19/18 @ MEM (1st)
Offensive Rebounds:	12 (2)	1/2/18 vs. CHA (2nd)
Defensive Rebounds:	24 (3)	4/11/18 vs. HOU (1st)
Assists:	21	11/9/17 vs. PHI (1st)
Personal Fouls:	16 (2)	1/11/18 vs. LAC (1st)
Steals:	9 (3)	2/2/18 vs. GSW (2nd)
Blocks:	7	12/1/17 @ CHI (1st)
Turnovers:	13 (2)	1/8/18 vs. SAS (2nd)
Pts. Off Turnovers Allowed:	19	1/8/18 vs. SAS (2nd)
Points in the Paint:	40 (2)	2/13/18 @ DAL (1st)
2nd Chance Points:	18	2/9/18 vs. POR (1st)
Fastbreak Points:	17	1/13/18 @ LAC (2nd)

TEAM - LEAST

Points, Game:	30 (2)	12/17/17 @ TOR (2nd)
Field Goals Made:	12 (5)	1/15/18 @ OKC (2nd)
Field Goals Attempted:	35	11/27/17@ GSW (2nd)
Worst Field Goal %:	.279	10/29/17 vs. WAS (1st)
Free Throws Made:	0 (2)	3/19/18 vs. DET (2nd)
Free Throws Attempted:	1	12/14/17 @ MIN (2nd)
3PT FG Made:	0 (2)	4/6/18 @ MEM (1st)
3PT FG Attempted:	4	03/01/18 vs. BKN (2nd)
Rebounds:	12 (3)	2/13/18 @ DAL (2nd)
Assists:	3	12/20/17 @ BKN (2nd)
Personal Fouls:	4	1/8/18 vs. SAS (1st)

2017-18 OPPONENTS HALF HIGHS/LOWS

2017-18 REGULAR SEASON - KINGS OPPONENTS HALF HIGHS/LOWS

INDIVIDUAL - MOST

Points:	28	Damian Lillard	2/9/18 vs. POR (1st)
Field Goals Made:	9 (2)	Donovan Mitchell	1/17/18 vs. UTA (2nd)
Field Goals Attempted:	17	DeMarcus Cousins	10/26/17 vs. NOP (1st)
Free Throws Made:	11	Giannis Antetokounmpo	12/2/17 @ MIL (1st)
Free Throws Attempted:	14 (2)	Julius Randle	4/1/18 @ LAL (2nd)
3PT Field Goals Made:	5 (2)	Carmelo Anthony	2/22/18 vs. OKC (1st)
3PT FG Attempted:	10	James Harden	2/14/18 @ HOU (2nd)
Rebounds:	14	DeMarcus Cousins	10/26/17 vs. NOP (2nd)
Offensive Rebounds:	6 (2)	Enes Kanter	03/04/18 vs. NYK (1st)
Defensive Rebounds:	11	DeMarcus Cousins	10/26/17 vs. NOP (2nd))
Assists:	9	J.J. Barea	2/13/18 @ DAL (2nd)
Steals:	4 (3)	LeBron James	12/27/17 vs. CLE (2nd)
Blocks:	5	Dwight Howard	1/22/18 @ CHA (2nd)
Turnovers:	6	Russell Westbrook	1/15/18 @ OKC (1st)
Minutes:	23	DeMarcus Cousins	10/26/17 vs. NOP (2nd)

TEAM - MOST

Points, Game:	72 (2)	1/11/18 vs. LAC (1st)
Field Goals Made:	27	1/2/18 vs. CHA (1st)
Field Goals Attempted:	52	12/12/17vs. PHX (2nd)
Best Field Goal %:	.694	11/15/17@ ATL (2nd)
Free Throws Made:	19 (3)	2/26/18 vs. MIN (2nd)
Free Throws Attempted:	23 (2)	4/3/18 @ PHX (2nd)
Best Free Throw %:	1.000	several times
3PT FG Made:	13	3/11/18 @ DEN (2nd)
3PT FG Attempted:	27	2/14/17 @ HOU (2nd)
Best 3PT FG %	.857	12/14/17 @ MIN (1st)
Rebounds:	32	10/21/17 @ DEN (1st)
Offensive Rebounds:	12	10/21/17 @ DEN (1st)
Defensive Rebounds:	25	4/3/18 @ PHX (1st)
Assists:	21	11/15/17@ ATL (1st)
Personal Fouls:	17	11/9/17 .vs PHI (2nd)
Steals:	8 (3)	1/13/18 @ LAC (1st)
Blocks:	9	1/22/17 @ CHA (2nd)
Turnovers:	15	1/6/18 vs. DEN (1st)
Pts. Off Turnovers Allowed:	20 (2)	1/6/18 vs. DEN (2nd)
Points in the Paint:	44	03/11/18 @ DEN (1st)
2nd Chance Points:	14	11/20/17 vs. DEN (2nd)
Fastbreak Points:	23	2/22/18 vs. OKC (1st)

TEAM - LEAST

Points, Game:	34	3/16/18 @ GSW (2nd)
Field Goals Made:	12	3/16/18 @ GSW (2nd)
Field Goals Attempted:	31 (3)	2/26/18 vs. MIN (2nd)
Worst Field Goal %:	.273	3/16/18 @ GSW (2nd)
Free Throws Made:	0	11/22/17 vs. LAL (1st)
Free Throws Attempted:	2 (2)	2/3/18 vs. DAL (2nd)
3PT FG Made:	0	3/4/18 vs. NYK (1st)
3PT FG Attempted:	7 (2)	12/14/17 @ MIN (1st)
Rebounds:	12	1/17/18 vs. UTA (2nd)
Assists:	7 (8)	3/16/18 @ GSW (2nd)
Personal Fouls:	2	12/6/17 @ CLE (1st)

2017-18 REGULAR SEASON - SACRAMENTO KINGS QUARTER HIGHS/LOWS

INDIVIDUAL - MOST

Points:	21 (2)	Garrett Temple	1/23/18 @ ORL (2nd)
Field Goals Made:	8 (7)	Willie Cauley-Stein	3/29/18 vs. IND (1st)
Field Goals Attempted:	17	Zach Randolph	1/30/18 @ NOP (2nd)
Free Throws Made:	8	Skal Labissiere	11/11/17@ NYK (2nd)
Free Throws Attempted:	9	George Hill	1/11/18 vs. LAC (2nd)
3PT Field Goals Made:	5	Garrett Temple	10/23/17 @ PHX (2nd)
3PT FG Attempted:	7 (2)	Garrett Temple	12/2/17 @ MIL (2nd)
Rebounds:	12	Kosta Koufos	1/11/18 @ LAL (2nd)
Offensive Rebounds:	6	Willie Cauley-Stein	2/24/18 vs. LAL (1st)
Defensive Rebounds:	8 (3)	Willie Cauley-Stein	2/24/18 vs. LAL (1st)
Assists:	7 (2)	Bogdan Bogdanovic	3/9/18 vs. ORL (2nd)
Steals:	5	Buddy Hield	10/23/17 @ PHX (2nd)
Blocks:	3 (4)	Willie Cauley-Stein	1/23/18 @ ORL (2nd)
Turnovers:	5	George Hill	10/21/17 @ DAL (1st)
Minutes:	24 (2)	Garrett Temple	1/23/18 @ ORL (2nd)

TEAM - MOST

Points, Game:	70	10/26/17 vs. NOP (1st)
Field Goals Made:	28	2/13/18 @ DAL (1st)
Field Goals Attempted:	54	10/23/17 @ PHX (2nd)
Best Field Goal %:	.622	1/17/18 vs. UTA (2nd)
Free Throws Made:	15	11/11/17@ NYK (2nd)
Free Throws Attempted:	18	11/11/17@ NYK (2nd)
Best Free Throw %:	1.000	several times
3PT FG Made:	9	4/3/18 @ PHX (2nd)
3PT FG Attempted:	19	3/12/18 @ OKC (1st)
Best 3PT FG %	.727	3/17/18 @ UTA (1st)
Rebounds:	32	1/19/18 @ MEM (1st)
Offensive Rebounds:	12 (2)	1/2/18 vs. CHA (2nd)
Defensive Rebounds:	24 (3)	4/11/18 vs. HOU (1st)
Assists:	21	11/9/17 vs. PHI (1st)
Personal Fouls:	16 (2)	1/11/18 vs. LAC (1st)
Steals:	9 (3)	2/2/18 vs. GSW (2nd)
Blocks:	7	12/1/17 @ CHI (1st)
Turnovers:	13 (2)	1/8/18 vs. SAS (2nd)
Pts. Off Turnovers Allowed:	19	1/8/18 vs. SAS (2nd)
Points in the Paint:	40 (2)	2/13/18 @ DAL (1st)
2nd Chance Points:	18	2/9/18 vs. POR (1st)
Fastbreak Points:	17	1/13/18 @ LAC (2nd)

TEAM - LEAST

Points, Game:	30 (2)	12/17/17 @ TOR (2nd)
Field Goals Made:	12 (5)	1/15/18 @ OKC (2nd)
Field Goals Attempted:	35	11/27/17@ GSW (2nd)
Worst Field Goal %:	.279	10/29/17 vs. WAS (1st)
Free Throws Made:	0 (2)	3/19/18 vs. DET (2nd)
Free Throws Attempted:	1	12/14/17 @ MIN (2nd)
3PT FG Made:	0 (2)	4/6/18 @ MEM (1st)
3PT FG Attempted:	4	03/01/18 vs. BKN (2nd)
Rebounds:	12 (3)	2/13/18 @ DAL (2nd)
Assists:	3	12/20/17 @ BKN (2nd)
Personal Fouls:	4	1/8/18 vs. SAS (1st)

2017-18 OPPONENTS QUARTER HIGHS/LOWS

2017-18 REGULAR SEASON - KINGS OPPONENTS QUARTERS HIGHS/LOWS

INDIVIDUAL - MOST

Points:	28	Damian Lillard	2/9/18 vs. POR (1st)
Field Goals Made:	9 (2)	Donovan Mitchell	1/17/18 vs. UTA (2nd)
Field Goals Attempted:	17	DeMarcus Cousins	10/26/17 vs. NOP (1st)
Free Throws Made:	11	Giannis Antetokounmpo	12/2/17 @ MIL (1st)
Free Throws Attempted:	14 (2)	Julius Randle	4/1/18 @ LAL (2nd)
3PT Field Goals Made:	5 (2)	Carmelo Anthony	2/22/18 vs. OKC (1st)
3PT FG Attempted:	10	James Harden	2/14/18 @ HOU (2nd)
Rebounds:	14	DeMarcus Cousins	10/26/17 vs. NOP (2nd)
Offensive Rebounds:	6 (2)	Enes Kanter	03/04/18 vs. NYK (1st)
Defensive Rebounds:	11	DeMarcus Cousins	10/26/17 vs. NOP (2nd))
Assists:	9	J.J. Barea	2/13/18 @ DAL (2nd)
Steals:	4 (3)	LeBron James	12/27/17 vs. CLE (2nd)
Blocks:	5	Dwight Howard	1/22/18 @ CHA (2nd)
Turnovers:	6	Russell Westbrook	1/15/18 @ OKC (1st)
Minutes:	23	DeMarcus Cousins	10/26/17 vs. NOP (2nd)

TEAM - MOST

Points, Game:	72 (2)	1/11/18 vs. LAC (1st)
Field Goals Made:	27	1/2/18 vs. CHA (1st)
Field Goals Attempted:	52	12/12/17vs. PHX (2nd)
Best Field Goal %:	.694	11/15/17@ ATL (2nd)
Free Throws Made:	19 (3)	2/26/18 vs. MIN (2nd)
Free Throws Attempted:	23 (2)	4/3/18 @ PHX (2nd)
Best Free Throw %:	1.000	several times
3PT FG Made:	13	3/11/18 @ DEN (2nd)
3PT FG Attempted:	27	2/14/17 @ HOU (2nd)
Best 3PT FG %	.857	12/14/17 @ MIN (1st)
Rebounds:	32	10/21/17 @ DEN (1st)
Offensive Rebounds:	12	10/21/17 @ DEN (1st)
Defensive Rebounds:	25	4/3/18 @ PHX (1st)
Assists:	21	11/15/17@ ATL (1st)
Personal Fouls:	17	11/9/17 .vs PHI (2nd)
Steals:	8 (3)	1/13/18 @ LAC (1st)
Blocks:	9	1/22/17 @ CHA (2nd)
Turnovers:	15	1/6/18 vs. DEN (1st)
Pts. Off Turnovers Allowed:	20 (2)	1/6/18 vs. DEN (2nd)
Points in the Paint:	44	03/11/18 @ DEN (1st)
2nd Chance Points:	14	11/20/17 vs. DEN (2nd)
Fastbreak Points:	23	2/22/18 vs. OKC (1st)

TEAM - LEAST

Points, Game:	34	3/16/18 @ GSW (2nd)
Field Goals Made:	12	3/16/18 @ GSW (2nd)
Field Goals Attempted:	31 (3)	2/26/18 vs. MIN (2nd)
Worst Field Goal %:	.273	3/16/18 @ GSW (2nd)
Free Throws Made:	0	11/22/17 vs. LAL (1st)
Free Throws Attempted:	2 (2)	2/3/18 vs. DAL (2nd)
3PT FG Made:	0	3/4/18 vs. NYK (1st)
3PT FG Attempted:	7 (2)	12/14/17 @ MIN (1st)
Rebounds:	12	1/17/18 vs. UTA (2nd)
Assists:	7 (8)	3/16/18 @ GSW (2nd)
Personal Fouls:	2	12/6/17 @ CLE (1st)

2017-18 NBA STANDINGS

WESTERN CONFERENCE

SOUTHWEST DIVISION

Team	W	L	PCT	GB	HOME	ROAD
Houston	65	17	.793	-	34-7	31-10
New Orleans	48	34	.585	17	24-17	24-17
San Antonio	47	35	.573	18	33-8	14-27
Dallas		24	58	.293	41	15-26
Memphis	22	60	.268	43	16-25	6-35

NORTHWEST DIVISION

Team	W	L	PCT	GB	HOME	ROAD
Portland	49	33	.598	-	28-13	21-20
Oklahoma City	48	34	.585	1	27-14	21-20
Utah	48	34	.585	1	28-13	20-21
Minnesota	47	35	.573	2	30-11	17-24
Denver	46	36	.561	3	31-10	15-26

PACIFIC DIVISION

Team	W	L	PCT	GB	HOME	ROAD
Golden State	58	24	.707	-	29-12	29-12
L.A. Clippers	42	40	.512	16	22-19	20-21
L.A. Lakers	35	47	.427	23	20-21	15-26
Sacramento	27	55	.329	31	14-27	13-28
Phoenix	21	61	.256	37	10-31	11-30

EASTERN CONFERENCE

ATLANTIC DIVISION

Team	W	L	PCT	GB	HOME	ROAD
Toronto	59	23	.720	-	34-7	25-16
Boston	55	27	.671	4	27-14	28-13
Philadelphia	52	30	.634	7	30-11	22-19
New York	29	53	.354	30	19-22	10-31
Brooklyn	28	54	.341	31	15-26	13-28

CENTRAL DIVISION

Team	W	L	PCT	GB	HOME	ROAD
Cleveland	50	32	.610	-	29-12	21-20
Indiana	48	34	.585	2	27-14	21-20
Milwaukee	44	38	.537	6	25-16	19-22
Detroit	39	43	.476	11	25-16	14-27
Chicago	27	55	.329	23	17-24	10-31

SOUTHEAST DIVISION

Team	W	L	PCT	GB	HOME	ROAD
Miami	44	38	.537	-	26-15	18-23
Washington	43	39	.524	1	23-18	20-21
Charlotte	36	46	.439	8	21-20	15-26
Orlando	25	57	.305	19	17-24	8-33
Atlanta	24	58	.293	20	16-25	8-33

KINGS VS. NBA — 2017-18

ATLANTIC (5-5)
Boston 0-2
Brooklyn 2-0
New York 1-1
Philadelphia 2-0
Toronto 0-2

CENTRAL (3-7)
Chicago 0-2
Cleveland 1-1
Detroit 2-0
Indiana 0-2
Milwaukee 0-2

SOUTHEAST (5-5)
Atlanta 1-1
Charlotte 0-2
Miami 2-0
Orlando 2-0
Washington 0-2

SOUTHWEST (6-12)
Dallas 2-2
Houston 1-2
Memphis 1-2
New Orleans 2-1
San Antonio 0-4

NORTHWEST (3-15)
Denver 1-3
Minnesota 0-3
Oklahoma City 1-3
Portland 1-3
Utah 0-3

PACIFIC (5-11)
Golden State 2-2
LA Clippers 0-4
LA Lakers 2-2
Phoenix 1-3

HOME—ROAD—OVERTIME

	Overall	Home	Road	OT
TOTALS	27-55	14-27	13-28	3-0

	Overall	Home	Road	OT
WESTERN	**14-38**	**6-20**	**8-18**	**1-0**
Southwest	6-12	1-8	5-4	1-0
Northwest	3-15	3-6	0-9	
Pacific	5-11	2-6	3-5	

	Overall	Home	Road	OT
EASTERN	**13-17**	**8-7**	**5-10**	**2-0**
Atlantic	5-5	3-2	2-3	1-0
Central	3-7	2-3	1-4	
Southeast	5-5	3-2	2-3	1-0

2017-18 NBA INDIVIDUAL LEADERS

SCORING AVERAGE

Player, Team	G	FG	FT	PTS	AVG
Harden, Hou.	72	651	624	2191	30.4
Davis, N.O.	75	780	495	2110	28.1
James, Cle.	82	857	388	2251	27.5
Lillard, Por.	73	621	493	1962	26.9
Antetokounmpo, Mil.	75	742	487	2014	26.9
Durant, G.S.	68	630	359	1792	26.4
Westbrook, OKC.	80	757	417	2028	25.4
Irving, Bos.	60	534	232	1466	24.4
Aldridge, S.A.	75	687	334	1735	23.1
Oladipo, Ind.	75	640	294	1735	23.1
DeRozan, Tor.	80	645	461	1840	23.0
Embiid, Phi.	63	510	359	1445	22.9
Beal, Was.	82	683	292	1857	22.6
L.Williams, LA-C	79	582	432	1782	22.6
Butler, Min.	59	437	363	1307	22.2
Walker, Cha.	80	588	363	1770	22.1
George, OKC.	79	576	338	1734	21.9
Griffin, LA-C-Det.	58	436	259	1242	21.4
McCollum, Por.	81	667	209	1732	21.4
Towns, Min.	82	639	345	1743	21.3

REBOUNDS PER GAME

Playear, Team	G	OFF	DEF	TOT	AVG
Drummond,Det.	78	399	848	1247	16.0
Jordan, LA-C	77	329	842	1171	15.2
Howard, Cha.	81	255	757	1012	12.5
Towns, Min.	82	238	774	1012	12.3
Davis, N.O.	75	187	645	832	11.1
Kanter, N.Y.	71	273	507	780	11.0
Embiid, Phi.	63	143	547	690	11.0
Capela, Hou.	74	241	561	802	10.8
Jokic, Den.	75	195	608	803	10.7
Westbrook, OKC.	80	152	652	804	10.1
Antetokounmpo, Mil.	75	156	597	753	10.0
Love, Cle.	59	101	445	546	9.3
Adams, OKC.	76	384	301	685	9.0
Nurkic, Por.	79	189	519	708	9.0
James, Cle.	82	97	612	709	8.6
Valanciunas, Tor.	77	183	477	660	8.6
Aldridge, S.A.	75	246	389	635	8.5
Simmons, Phi.	81	145	514	659	8.1
Gasol, Mem.	73	78	514	592	8.1
Gasol, S.A.	77	129	490	619	8.0

ASSISTS PER GAME

Player, Team	G	AST	AVG
Westbrook, OKC.	80	820	10.3
James, Cle.	82	747	9.1
Harden, Hou.	72	630	8.8
Rondo, N.O.	65	533	8.2
Simmons, Phi.	81	661	8.2
Paul, Hou.	58	457	7.9
Green, G.S.	70	508	7.3
Teague, Min.	70	492	7.0
Lowry, Tor.	78	537	6.9
Lillard, Por.	73	481	6.6
Dinwiddie, Bkn.	80	524	6.6
Barea, Dal.	69	434	6.3
Payton, Orl.-Pho.	63	393	6.2
Schroder, Atl.	67	417	6.2
Jokic, Den.	75	458	6.1
Holiday, N.O.	81	486	6.0
Griffin, LA-C-Det.	58	334	5.8
Jack, N.Y.	62	348	5.6
Walker, Cha.	80	444	5.6
Batum, Cha.	64	349	5.5

FIELD GOAL PCT

Player, Team.	FG	FGA	PCT
Jordan, LA-C	412	577	.714
Capela, Hou.	441	676	.652
Jordan, LA-C	373	578	.645
Harrell, LA-C	348	548	.635
Adams, OKC.	448	712	.629
Kanter, N.Y.	422	713	.592
Gibson, Min.	425	737	.577
Collins, Atl.	314	545	.576
Valanciunas, Tor.	390	687	.568
Favors, Utah	395	702	.563
Randle, LA-L	504	904	.558

3-PT FIELD GOAL PCT.

Player, Team	3FG	3GA	PCT
Collison, Ind.	96	205	.468
Bullock, Det.	125	281	.445
Porter, Was.	138	313	.441
Ingles, Utah	204	464	.440
Thompson, G.S.	229	521	.440
Korver, Cle.	164	376	.436
Tolliver, Det.	159	365	.436
Tatum, Bos.	105	242	.434
Hield, Sac.	176	408	.431
Horford, Bos.	97	226	.429

FREE THROW PCT.

Player, Team	FT	FTA	PCT
Curry, G.S.	278	302	.921
Paul, Hou.	203	221	.919
Lillard, Por.	493	538	.916
Belinelli, Atl.-Phi.	148	163	.908
Murray, Den.	229	253	.905
Redick, Phi.	197	218	.904
Irving, Bos.	232	261	.889
Durant, G.S.	359	404	.889
Middleton, Mil.	320	362	.884
Collison, Ind.	127	144	.882

STEALS PER GAME

Player, Team	G	STL	AVG
Oladipo, Ind.	75	177	2.36
George, OKC.	79	161	2.04
Bledsoe, Pho.-Mil.	74	149	2.01
Butler, Min.	59	116	1.97
Westbrook, OKC.	80	147	1.84
G. Harris, Den.	67	122	1.82
Harden, Hou.	72	126	1.75
Simmons, Phi.	81	140	1.73
Covington, Phi.	80	137	1.71
T. Young,Ind.	81	135	1.67

BLOCKS PER GAME

Player, Team	G	BLK	AVG
Davis, N.O.	75	193	2.57
Capela, Hou.	74	137	1.85
Turner, Ind.	65	118	1.82
Embiid, Phi.	63	111	1.76
Durant, G.S.	68	119	1.75
Drummond, Det.	78	127	1.63
Howard, Cha.	81	131	1.62
Henson, Mil.	76	109	1.43
Antetokounmpo,Mil.	75	106	1.41
Nurkic, Por.	79	111	1.41

MINUTES PER GAME

Player, Team	G	MIN	AVG
James, Cle.	82	3026	36.9
Antetokounmpo, Mil.	75	2756	36.7
Butler, Min.	59	2164	36.7
George, OKC.	79	2891	36.6
Lillard, Por.	73	2670	36.6
Westbrook, OKC.	80	2914	36.4
Middleton, Mil.	82	2982	36.4
Davis, N.O.	75	2727	36.4
Wiggins, Min.	82	2979	36.3
Beal, Was.	82	2977	36.3

MINIMUMS FOR THE LEADERS:

Scoring Average: 70%	Games (58 in 82-game season)
Rebounds Per Game:70%	Games (58 in 82-game season)
Field Goal Percentage:300	FG Made
Free Throw Percentage: 125	FT Made
3-Point. FG Percentage: 82	3-Pt. FG Made
Assists Per Game:70%	Games (58 in 82-game season)
Steals Per Game: 70%	Games (58 in 82-game season)
Blocks Per Game: 70%	Games (58 in 82-game season)
Minutes Per Game:70%	Games (58 in 82-game season)

2017-18 NBA INDIVIDUAL ROOKIE LEADERS

SCORING AVERAGE

Player, Team	G	FG	FT	PTS	AVG
Mitchell, Utah	79	595	239	1616	20.5
Kuzma, LA-L	77	468	147	1242	16.1
Simmons, Phi.	81	544	191	1279	15.8
Markkanen, Chi.	68	374	140	1033	15.2
Smith, Dal.	69	404	134	1048	15.2
Tatum, Bos.	80	397	213	1112	13.9
Jackson, Pho.	77	389	177	1012	13.1
Bogdanovic, Sac.	78	344	100	917	11.8
Fox, Sac.	73	328	141	844	11.6
D. Brooks, Mem.	82	340	124	898	11.0
Collins, Atl.	74	314	133	777	10.5
Ball, LA-L	52	203	32	528	10.2
Wallace, LA-C	30	110	61	291	9.7
Teodosic, LA-C	45	151	39	429	9.5
James, Pho.-N.O.	36	123	64	336	9.3
Allen, Bkn.	72	234	114	587	8.2
Mason, Sac.	52	144	94	413	7.9
Hart, LA-L	63	176	66	496	7.9
Kennard, Det.	73	206	65	558	7.6
Dorsey, Atl.	56	144	45	405	7.2

REBOUNDS PER GAME

Player, Team	G	OFF	DEF	TOT	AVG
Simmons, Phi.	81	145	514	659	8.1
Markkanen, Chi.	68	79	429	508	7.5
Collins, Atl.	74	176	365	541	7.3
Ball, LA-L	52	69	291	360	6.9
Kuzma, LA-L	77	88	395	483	6.3
Adebayo, Mia.	69	118	263	381	5.5
Allen, Bkn.	72	144	244	388	5.4
Tatum, Bos.	80	50	352	402	5.0
Jackson, Pho.	77	95	256	351	4.6
Rabb, Mem.	36	53	105	158	4.4
Theis, Bos.	63	90	184	274	4.3
Birch, Orl.	42	70	110	180	4.3
Hart, LA-L	63	42	221	263	4.2
Smith, Dal.	69	50	210	260	3.8
Mitchell, Utah	79	52	244	296	3.7
Bell, G.S.	57	60	147	207	3.6
Wallace, LA-C	30	21	84	105	3.5
O'Neale, Utah	69	25	211	236	3.4
Collins, Por.	66	45	176	221	3.3
Collinsworth, Dal.	32	32	75	107	3.3

ASSISTS PER GAME

Player, Team	G	AST	AVG
Simmons, Phi.	81	661	8.2
Ball, LA-L	52	376	7.2
Smith, Dal.	69	358	5.2
Teodosic, LA-C	45	209	4.6
Fox, Sac.	73	320	4.4
Mitchell, Utah	79	291	3.7
James, Pho.-N.O.	36	126	3.5
Bogdanovic, Sac.	78	258	3.3
Ntilikina, N.Y.	78	250	3.2
Mason, Sac.	52	147	2.8
Wallace, LA-C	30	71	2.4
Simmons, Mem.	32	68	2.1
Evans, LA-C	48	100	2.1
Caruso, LA-L	37	75	2.0
Kuzma, LA-L	77	141	1.8
Bell, G.S.	57	102	1.8
Collinsworth, Dal.	32	56	1.8
Kennard, Det.	73	124	1.7
D. Brooks, Mem.	82	135	1.6
Tatum, Bos.	80	128	1.6

FIELD GOAL PCT

Player, Team.	FG	FGA	PCT
Allen, Bkn.	234	397	.589
Collins, Atl.	314	545	.576
Simmons, Phi.	544	998	.545
Adebayo, Mia.	174	340	.512
Kleber, Dal.	151	309	.489
Tatum, Bos.	397	835	.475
Anunoby, Tor.	163	346	.471
Hart, LA-L	176	375	.469
Kuzma, LA-L	468	1039	.450
Bogdanovic, Sac.	344	772	.446

3-PT FIELD GOAL PCT.

Player, Team	3FG	3GA	PCT
Tatum, Bos.	105	242	.434
Kennard, Det.	81	195	.415
Hart, LA-L	78	197	.396
Bogdanovic, Sac.	129	329	.392
Teodosic, LA-C	88	232	.379
Anunoby, Tor.	73	197	.371
Kuzma, LA-L	159	434	.366
Dorsey, Atl.	72	199	.362
Markkanen, Chi.	145	401	.362
D. Brooks, Mem.	94	264	.356

FREE THROW PCT.

Player, Team	FT	FTA	PCT
Kennard, Det.	65	76	.855
Markkanen, Chi.	140	166	.843
Bogdanovic, Sac.	100	119	.840
Tatum, Bos.	213	258	.826
Mason, Sac.	94	115	.817
Mitchell, Utah	239	297	.805
Allen, Bkn.	114	147	.776
James, Pho.-N.O.	64	84	.762
D. Brooks, Mem.	124	166	.747
Fox, Sac.	141	195	.723

STEALS PER GAME

Player, Team	G	STL	AVG
Simmons, Phi.	81	140	1.73
Ball, LA-L	52	88	1.69
Mitchell, Utah	79	118	1.49
Jackson, Pho.	77	80	1.04
Tatum, Bos.	80	83	1.04
Smith, Dal.	69	71	1.03
Fox, Sac.	73	70	0.96
Bogdanovic, Sac.	78	72	0.92
Wallace, LA-C	30	27	0.90
D. Brooks, Mem.	82	73	0.89

BLOCKS PER GAME

Player, Team	G	BLK	AVG
Allen, Bkn.	72	88	1.22
Collins, Atl.	74	80	1.08
Bell, G.S.	57	56	0.98
Simmons, Phi.	81	70	0.86
Ball, LA-L	52	43	0.83
Theis, Bos.	63	48	0.76
Tatum, Bos.	80	58	0.73
Kleber, Dal.	72	47	0.65
Adebayo, Mia.	69	41	0.59
Markkanen, Chi.	68	40	0.59

MINUTES PER GAME

Player, Team	G	MIN	AVG
Ball, LA-L	52	1780	34.2
Simmons, Phi.	81	2732	33.7
Mitchell, Utah	79	2638	33.4
Kuzma, LA-L	77	2401	31.2
Tatum, Bos.	80	2443	30.5
Markkanen, Chi.	68	2020	29.7
Smith, Dal.	69	2049	29.7
D. Brooks, Mem.	82	2350	28.7
Wallace, LA-C	30	851	28.4
Bogdanovic, Sac.	78	2175	27.9

MINIMUMS FOR ROOKIE LEADERS

Scoring Average: 35%	Games (29 in 82-game season)
Rebounds Per Game:35%	Games (29 in 82-game season)
Field Goal Percentage:150	FG Made
Free Throw Percentage:	75 FT Made
3-Point. FG Percentage:	41 3-Pt. FG Made
Assists Per Game:35%	Games (29 in 82-game season)
Steals Per Game: 35%	Games (29 in 82-game season)
Blocks Per Game: 35%	Games (29 in 82-game season)
Minutes Per Game:35%	Games (29 in 82-game season)

2017-18 TEAM RANKINGS

TEAMS' STATISTICS, RANK WITHIN LEAGUE

	ATL	BOS	BKN	CHA	CHI	CLE	DAL	DEN	DET	GS	HOU	IND	LAC	LAL	MEM	MIA	MIL	MIN	NO	NY	OKC	ORL	PHI	PHO	POR	**SAC**	SA	TOR	UTA	WAS
Points/game	25	20	14	10	26	5	28	6	22	1	2	17	9	11	29	23	15	8	3	18	12	24	7	21	16	30	27	4	19	13
FG pct.	25	21	29	24	30	5	26	10	23	1	15	6	9	14	27	17	3	4	2	12	18	19	8	28	20	22	16	7	13	11
FT pct.	7	17	14	24	20	10	19	18	25	1	9	11	26	30	6	22	8	2	15	5	29	21	23	27	3	28	13	4	12	16
3-pt FG pct.	15	2	20	8	21	6	17	7	5	1	14	9	23	29	25	16	22	19	13	27	24	28	10	30	11	3	26	18	12	4
Off. Reb./gm	22	20	15	12	16	27	30	2	11	28	24	17	10	4	18	21	29	7	26	5	1	25	3	8	9	19	6	14	23	13
Def. Reb./gm	23	6	9	4	8	17	21	20	18	7	10	25	16	2	30	13	28	27	3	19	26	24	1	15	5	29	14	11t	11t	22
Rebounds/game	25	8	9	3t	6	23	27	7	16	17	18t	22	15	2	29	18t	30	24	10	13	5	26	1	12	3t	28	11	14	20	21
Assists/game	8	20	9	24	10	12	19	5	15t	1	26t	23	22	7	26t	17	14	18	3	13	28	11	2	29	30	25	15t	6	21	4
Steals/game	12	23	30	28	18t	24	25	17	14t	9	5	3	14t	13	22	21	2	6	8	29	1	20	7	27	26	11	14t	18t	4	10
Turnovers/gm	27	15	25	3	14	10	1	23	7	26	11t	5	19	29	24	16	11t	2	22	21	13	17	30	28	8	9	4	6	20	18
Blocks/gm	23	18t	16	18t	30	28	29	12	27	1	15	25t	20	17	14	6	5	24	3	8	11	13	9t	21	7	25t	4	2	9t	22
Pers.Fouls/gm	14	17	23	2	9	5	10	6	4	15	12	7	18	24	30	20	26	3	8	22	21	11	29	28	13	19	1	27	16	25
DQ/game	27t	14t	23t	8t	8t	1	12t	23t	14t	6t	14t	3t	14t	25t	29	25t	19	27t	8t	20t	12t	6t	20t	30	14t	3t	3t	8t	2	20t

OPPONENTS' STATISTICS, RANK WITHIN LEAGUE

	ATL	BOS	BKN	CHA	CHI	CLE	DAL	DEN	DET	GS	HOU	IND	LAC	LAL	MEM	MIA	MIL	MIN	NO	NY	OKC	ORL	PHI	PHO	POR	**SAC**	SA	TOR	UTA	WAS
Points/game	23	3	28	19	27	26	12	22	8	18	6t	9	24	25	13	4	16	17	29	20	10	21	11	30	5	14	1t	6t	1t	15
FG pct.	24	2	19	22	27	28	23	30	14	3	16	18	13	10	17	7	21	29	9	11	12	20	1	26	4	25	8	5	6	15
FT pct.	20	12	14	30	29	5	6	1	23	8	3	7	25	10	18	26	27	24	28	22	17	21	2	15	4	13	9	16	19	11
3-pt FG pct.	28	1	23	27	24	22	15	30	12	10	7	5	9	3	21	13	25	18	8	20	19	14	2	26	16	29	4	11	17	6
Off. Reb./gm	24	13	25	1t	1t	18	5	14	8t	30	3t	21t	28	23	11t	6	19	15	29	21t	11t	27	20	26	10	7	8t	17	3t	16
Def. Reb./gm	18	20	28	25	30	17	29	2	21	1	15	8	13	22	12	19	9	3	23t	10t	6	26	4	27	16	23t	14	5	10t	7
Rebounds/game	23	22	30	19	26	18	27	2	21	8t	4	14	17	24	8t	15	12	3	25	16	5	28	6	29	13	20	10t	7	1	10t
Assists/game	30	4	5t	26	29	28	15	25	27	17	11	12	24	16	9	3	18t	21	20	22	14	23	5t	13	2	18t	8	7	1	10
Steals/game	28	7t	15t	2	5t	12	7t	20	9	30	11	3	27	25	21	13	4	1	22t	22t	15t	18	26	29	10	17	14	5t	24	19
Turnovers/gm	4t	19	30	24	25	26	23	22	8	13t	10	3	21	16	9	18	2	4t	11	28	1	17	15	27	29	13t	20	12	6	7
Blocks/gm	28	6	27	20	24	3	8	16	17	1	5	25	29	26	23	10	7	12	4	14t	9	19	21	30	22	14t	2	18	11	13
Pers.Fouls/gm	14	22	19	1	29	7	20	6	27	25	11t	26	2	9	10	21	16t	5	13	28	3	24	11t	4	23	30	18	16t	8	15
DQ/game	12t	17t	15t	8t	17t	21t	29t	4t	25t	25t	4t	21t	6t	6t	25t	21t	12t	17t	2	17t	12t	29t	1	3	21t	25t	15t	8t	8t	8t

COMBINATION TEAM/OPPONENT STATISTICS, RANK WITHIN LEAGUE

	ATL	BOS	BKN	CHA	CHI	CLE	DAL	DEN	DET	GS	HOU	IND	LAC	LAL	MEM	MIA	MIL	MIN	NO	NY	OKC	ORL	PHI	PHO	POR	**SAC**	SA	TOR	UTA	WAS
Pts/game/diff.	26	6	24	17	29	14	22	11	19	3	1	12	18	21	27	16	20	10	13	23	7	25	4	30	9	28	8	2	5	15
Off. Reb. Pct.	22	18	24	16	25	27	30	2	13	23	21	12	8	7	15	19	26	4	28	5	1	29	3	14	10	20	6	11	17	9
Def. Reb. Pct.	27	11	19	1	2	17	7	15	10	25	3	26	28	12	22	6	29	24	20	21	16	30	9	23	5	14	8	13	4	18
Total Reb. Pct.	26	17	23	4	10	25	27	3	11	24	9	21	18	8	22	16	29	13	28	12	1	30	2	20	5	19	6	14	7	15

2017-18 NBA TEAM STATISTICS

TEAMS' STATISTICS

		FIELD GOALS		3-POINT FGs		FREE THROWS		REBOUNDS			MISCELLANEOUS							SCORING
TEAM	G	MADE	ATT.	MADE	ATT.	MADE	ATT.	OFF.	DEF.	TOT.	AST	PF	DQ	STL	TO	BLK	PTS.	AVG.
G.S.	82	3509	6980	926	2370	1360	1668	691	2877	3568	2402	1607	4	656	1265	612	9304	113.5
Hou.	82	3174	6906	1256	3470	1609	2061	739	2825	3564	1767	1597	7	699	1135	392	9213	112.4
N.O.	82	3500	7241	837	2312	1324	1716	712	2924	3636	2195	1570	5	657	1223	485	9161	111.7
Tor.	82	3383	7169	968	2705	1422	1790	800	2807	3607	1995	1783	5	626	1095	500	9156	111.7
Clev.	82	3311	6950	981	2636	1488	1909	693	2761	3454	1916	1524	1	582	1126	312	9091	110.9
Den.	82	3338	7102	940	2536	1404	1830	902	2748	3650	2059	1533	10	627	1226	404	9020	110.0
Phil.	82	3349	7098	901	2445	1405	1868	893	2996	3889	2221	1811	9	682	1353	420	9004	109.8
Minn.	82	3365	7063	658	1845	1592	1980	848	2593	3441	1861	1495	12	689	1021	345	8980	109.5
LA-C	82	3302	7004	777	2196	1556	2095	832	2766	3598	1832	1638	7	628	1204	372	8937	109.0
Cha.	82	3197	7106	824	2233	1656	2216	827	2901	3728	1770	1409	5	559	1041	373	8874	108.2
LA-L	82	3338	7248	822	2384	1364	1910	876	2927	3803	1949	1736	11	633	1295	388	8862	108.1
OKC.	82	3271	7220	881	2490	1421	1985	1024	2671	3695	1750	1653	6	743	1146	412	8844	107.9
Wash.	82	3275	7018	814	2173	1378	1786	823	2713	3536	2065	1746	9	645	1196	353	8742	106.6
Bkn.	82	3136	7114	1041	2924	1428	1850	792	2852	3644	1941	1688	10	512	1245	390	8741	106.6
Milw.	82	3257	6807	718	2024	1499	1915	688	2579	3267	1905	1752	8	722	1135	443	8731	106.5
Port.	82	3222	7132	845	2308	1372	1715	835	2893	3728	1599	1599	7	573	1109	423	8661	105.6
Ind.	82	3345	7083	741	2010	1225	1573	788	2684	3472	1819	1544	3	721	1088	340	8656	105.6
N.Y.	82	3334	7193	673	1914	1225	1557	859	2752	3611	1912	1682	9	552	1208	421	8566	104.5
Utah	82	3139	6797	887	2425	1375	1766	740	2807	3547	1839	1608	2	708	1205	420	8540	104.1
Bos.	82	3141	6975	939	2492	1308	1697	767	2878	3645	1842	1618	7	604	1149	373	8529	104.0
Phoe.	82	3153	7141	763	2286	1453	1962	842	2776	3618	1743	1807	19	569	1288	370	8522	103.9
Det.	82	3208	7129	886	2373	1207	1621	830	2756	3586	1868	1508	7	628	1102	317	8509	103.8
Miami	82	3184	6997	903	2506	1209	1601	763	2801	3564	1862	1648	11	620	1179	437	8480	103.4
Orl.	82	3182	7042	844	2405	1271	1678	722	2692	3414	1921	1579	4	622	1192	400	8479	103.4
Atl.	82	3130	7015	917	2544	1298	1654	743	2693	3436	1946	1606	12	638	1275	348	8475	103.4
Chi.	82	3170	7285	906	2549	1194	1574	790	2872	3662	1923	1571	5	626	1147	289	8440	102.9
S.A.	82	3202	6999	696	1977	1324	1715	849	2777	3626	1868	1408	3	628	1078	460	8424	102.7
Dall.	82	3128	7042	967	2688	1167	1530	666	2717	3383	1858	1578	6	578	1007	310	8390	102.3
Mem.	82	3013	6788	758	2152	1361	1732	780	2544	3324	1767	1900	15	613	1227	396	8145	99.3
Sac.	82	3179	7063	738	1967	1008	1371	777	2578	3355	1768	1639	3	643	1125	340	8104	98.8

OPPONENTS' STATISTICS

	FIELD GOALS		3-POINT FGs		FREE THROWS		REBOUNDS			MISCELLANEOUS						SCORING	
TEAM	MADE	ATT.	MADE	ATT.	MADE	ATT.	OFF.	DEF.	TOT.	AST	PF	DQ	STL	TO	BLK	PTS.	AVG.	DIFF.
S.A.	3131	6911	750	2154	1175	1549	756	2731	3487	1786	1619	7	622	1155	318	8187	99.8	+2.9
Utah	3057	6804	778	2131	1295	1680	710	2702	3412	1636	1683	9	678	1224	380	8187	99.8	+4.3
Bos.	3066	6973	769	2270	1334	1748	791	2804	3595	1744	1571	6	594	1159	364	8235	100.4	+3.6
Miami	3090	6873	785	2181	1476	1885	744	2791	3535	1720	1587	5	616	1160	378	8441	102.9	+0.5
Port.	3146	7042	794	2179	1362	1803	763	2755	3518	1655	1564	5	602	1036	418	8448	103.0	+2.6
Hou.	3244	7017	829	2365	1201	1610	710	2738	3448	1837	1670	11	609	1194	363	8518	103.9	+8.5
Tor.	3149	7017	731	2046	1489	1941	806	2672	3478	1785	1633	9	588	1176	401	8518	103.9	+7.8
Det.	3206	6988	908	2527	1201	1548	756	2833	3589	2064	1511	4	597	1215	398	8521	103.9	-0.1
Ind.	3230	6953	870	2496	1213	1602	838	2685	3523	1905	1514	5	577	1271	428	8543	104.2	+1.4
OKC.	3156	6885	920	2507	1332	1733	782	2676	3458	1911	1750	8	630	1314	377	8564	104.4	+3.4
Phil.	3120	7185	829	2427	1566	2102	818	2641	3459	1782	1670	15	697	1173	417	8635	105.3	+4.5
Dall.	3219	6870	874	2411	1327	1754	725	3027	3752	1929	1604	2	594	1126	369	8639	105.4	-3.0
Mem.	3046	6587	874	2377	1688	2196	782	2703	3485	1816	1674	4	662	1211	421	8654	105.5	-6.2
Sac.	3177	6759	976	2586	1347	1760	745	2843	3588	1939	1422	4	636	1175	389	8677	105.8	-7.0
Wash.	3195	6918	835	2393	1469	1931	805	2682	3487	1831	1639	9	641	1223	383	8694	106.0	+0.6
Milw.	3209	6863	829	2225	1509	1926	817	2686	3503	1939	1633	8	585	1279	366	8756	106.8	-0.3
Minn.	3298	6942	890	2431	1311	1683	803	2626	3429	1962	1711	6	529	1238	382	8797	107.3	+2.2
G.S.	3296	7380	853	2392	1369	1807	893	2592	3485	1934	1516	4	717	1175	300	8814	107.5	+6.0
Cha.	3370	7199	926	2467	1187	1494	691	2891	3582	2029	1839	9	542	1112	404	8853	108.0	+0.3
N.Y.	3233	7078	917	2494	1475	1906	838	2702	3540	1965	1509	6	670	1095	389	8858	108.0	-3.6
Orl.	3355	7176	819	2260	1345	1741	868	2892	3760	1998	1556	2	639	1166	402	8874	108.2	-4.8
Den.	3386	7113	893	2364	1234	1671	800	2613	3413	2028	1699	11	654	1131	391	8899	108.5	+1.5
Atl.	3336	7107	949	2519	1301	1686	841	2785	3626	2137	1661	8	710	1238	453	8922	108.8	-5.5
LA-C	3298	7193	881	2477	1457	1864	871	2706	3577	2015	1803	10	699	1154	462	8934	109.0	+0.0
LA-L	3366	7374	855	2469	1402	1843	840	2835	3675	1932	1679	10	682	1170	447	8989	109.6	-1.5
Clev.	3429	7238	956	2596	1200	1588	812	2766	3578	2122	1696	5	613	1105	340	9014	109.9	+0.9
Chi.	3360	7115	990	2678	1307	1660	691	3053	3744	2123	1425	6	588	1111	423	9017	110.0	-7.0
Bkn.	3418	7334	741	2010	1471	1921	853	2981	3834	1782	1615	7	630	1015	450	9048	110.3	-3.7
N.O.	3423	7539	891	2509	1317	1679	887	2843	3730	1947	1669	14	670	1186	344	9054	110.4	+1.3
Phoe.	3426	7274	895	2398	1543	2014	855	2906	3761	1910	1715	13	712	1098	488	9290	113.3	-9.4
AVG.'S	3248	7057	860	2378	1363	1778	796	2772	3568	1905	1628	7	633	1170	395	8719	106.3	---
TOTAL	97435	211707	71339	25807	40903	53325	23891	83160	107051	57163	48837	222	18983	35085	11845	261580		

2017-18 NBA TEAM STATISTICS

TEAMS' STATISTICS

		FIELD GOALS			3-POINT FGs			FREE THROWS			----- REBOUNDS			---------- MISCELLANEOUS						
TEAM	G	MADE	ATT.	PCT.	MADE	ATT.	PCT.	MADE	ATT.	PCT.	OFF.	DEF.	TOT.	AST	PF	DQ	STL	TO	BLK	PTS.
Atl.	82	38.17	85.55	.446	11.18	31.02	.360	15.83	20.17	.785	9.06	32.84	41.90	23.73	19.59	0.15	7.78	15.55	4.24	103.4
Bos.	82	38.30	85.06	.450	11.45	30.39	.377	15.95	20.70	.771	9.35	35.10	44.45	22.46	19.73	0.09	7.37	14.01	4.55	104.0
Bkn.	82	38.24	86.76	.441	12.70	35.66	.356	17.41	22.56	.772	9.66	34.78	44.44	23.67	20.59	0.12	6.24	15.18	4.76	106.6
Cha.	82	38.99	86.66	.450	10.05	27.23	.369	20.20	27.02	.747	10.09	35.38	45.46	21.59	17.18	0.06	6.82	12.70	4.55	108.2
Chi.	82	38.66	88.84	.435	11.05	31.09	.355	14.56	19.20	.759	9.63	35.02	44.66	23.45	19.16	0.06	7.63	13.99	3.52	102.9
Clev.	82	40.38	84.76	.476	11.96	32.15	.372	18.15	23.28	.779	8.45	33.67	42.12	23.37	18.59	0.01	7.10	13.73	3.80	110.9
Dall.	82	38.15	85.88	.444	11.79	32.78	.360	14.23	18.66	.763	8.12	33.13	41.26	22.66	19.24	0.07	7.05	12.28	3.78	102.3
Den.	82	40.71	86.61	.470	11.46	30.93	.371	17.12	22.32	.767	11.00	33.51	44.51	25.11	18.70	0.12	7.65	14.95	4.93	110.0
Det.	82	39.12	86.94	.450	10.80	28.94	.373	14.72	19.77	.745	10.12	33.61	43.73	22.78	18.39	0.09	7.66	13.44	3.87	103.8
G.S.	82	42.79	85.12	.503	11.29	28.90	.391	16.59	20.34	.815	8.43	35.09	43.51	29.29	19.60	0.05	8.00	15.43	7.46	113.5
Hou.	82	38.71	84.22	.460	15.32	42.32	.362	19.62	25.13	.781	9.01	34.45	43.46	21.55	19.48	0.09	8.52	13.84	4.78	112.4
Ind.	82	40.79	86.38	.472	9.04	24.51	.369	14.94	19.18	.779	9.61	32.73	42.34	22.18	18.83	0.04	8.79	13.27	4.15	105.6
LA-C	82	40.27	85.41	.471	9.48	26.78	.354	18.98	25.55	.743	10.15	33.73	43.88	22.34	19.98	0.09	7.66	14.68	4.54	109.0
LA-L	82	40.71	88.39	.461	10.02	29.07	.345	16.63	23.29	.714	10.68	35.70	46.38	23.77	21.17	0.13	7.72	15.79	4.73	108.1
Mem.	82	36.74	82.78	.444	9.24	26.24	.352	16.60	21.12	.786	9.51	31.02	40.54	21.55	23.17	0.18	7.48	14.96	4.83	99.3
Miami	82	38.83	85.33	.455	11.01	30.56	.360	14.74	19.52	.755	9.30	34.16	43.46	22.71	20.10	0.13	7.56	14.38	5.33	103.4
Milw.	82	39.72	83.01	.478	8.76	24.68	.355	18.28	23.35	.783	8.39	31.45	39.84	23.23	21.37	0.10	8.80	13.84	5.40	106.5
Minn.	82	41.04	86.13	.476	8.02	22.50	.357	19.41	24.15	.804	10.34	31.62	41.96	22.70	18.23	0.15	8.40	12.45	4.21	109.5
N.O.	82	42.68	88.30	.483	10.21	28.20	.362	16.15	20.93	.772	8.68	35.66	44.34	26.77	19.15	0.06	8.01	14.91	5.91	111.7
N.Y.	82	40.66	87.72	.464	8.21	23.34	.352	14.94	18.99	.787	10.48	33.56	44.04	23.32	20.51	0.11	6.73	14.73	5.13	104.5
OKC.	82	39.89	88.05	.453	10.74	30.37	.354	17.33	24.21	.716	12.49	32.57	45.06	21.34	20.16	0.07	9.06	13.98	5.02	107.9
Orl.	82	38.80	85.88	.452	10.29	29.33	.351	15.50	20.46	.757	8.80	32.83	41.63	23.43	19.26	0.05	7.59	14.54	4.88	103.4
Phil.	82	40.84	86.56	.472	10.99	29.82	.369	17.13	22.78	.752	10.89	36.54	47.43	27.09	22.09	0.11	8.32	16.50	5.12	109.8
Phoe.	82	38.45	87.09	.442	9.30	27.88	.334	17.72	23.93	.741	10.27	33.85	44.12	21.26	22.04	0.23	6.94	15.71	4.51	103.9
Port.	82	39.29	86.98	.452	10.30	28.15	.366	16.73	20.91	.800	10.18	35.28	45.46	19.50	19.50	0.09	6.99	13.52	5.16	105.6
Sac.	82	38.77	86.13	.450	9.00	23.99	.375	12.29	16.72	.735	9.48	31.44	40.91	21.56	19.99	0.04	7.84	13.72	4.15	98.8
S.A.	82	39.05	85.35	.457	8.49	24.11	.352	16.15	20.91	.772	10.35	33.87	44.22	22.78	17.17	0.04	7.66	13.15	5.61	102.7
Tor.	82	41.26	87.43	.472	11.80	32.99	.358	17.34	21.83	.794	9.76	34.23	43.99	24.33	21.74	0.06	7.63	13.35	6.10	111.7
Utah	82	38.28	82.89	.462	10.82	29.57	.366	16.77	21.54	.779	9.02	34.23	43.26	22.43	19.61	0.02	8.63	14.70	5.12	104.1
Wash.	82	39.94	85.59	.467	9.93	26.50	.375	16.80	21.78	.772	10.04	33.09	43.12	25.18	21.29	0.11	7.87	14.59	4.30	106.6

OPPONENTS' STATISTICS

		FIELD GOALS			3-POINT FGs			FREE THROWS			---- REBOUNDS ----			---------- MISCELLANEOUS						
TEAM	G	MADE	ATT.	PCT.	MADE	ATT.	PCT.	MADE	ATT.	PCT.	OFF.	DEF.	TOT.	AST	PF	DQ	STL	TO	BLK	PTS.
Atl.	82	40.68	86.67	.469	11.57	30.72	.377	15.87	20.56	.772	10.26	33.96	44.22	26.06	20.26	0.10	8.66	15.10	5.52	108.8
Bos.	82	37.39	85.04	.440	9.38	27.68	.339	16.27	21.32	.763	9.65	34.20	43.84	21.27	19.16	0.07	7.24	14.13	4.44	100.4
Bkn.	82	41.68	89.44	.466	9.04	24.51	.369	17.94	23.43	.766	10.40	36.35	46.76	21.73	19.70	0.09	7.68	12.38	5.49	110.3
Cha.	82	41.10	87.79	.468	11.29	30.09	.375	14.48	18.22	.795	8.43	35.26	43.68	24.74	22.43	0.11	6.61	13.56	4.93	108.0
Chi.	82	40.98	86.77	.472	12.07	32.66	.370	15.94	20.24	.787	8.43	37.23	45.66	25.89	17.38	0.07	7.17	13.55	5.16	110.0
Clev.	82	41.82	88.27	.474	11.66	31.66	.368	14.63	19.37	.756	9.90	33.73	43.63	25.88	20.68	0.06	7.48	13.48	4.15	109.9
Dall.	82	39.26	83.78	.469	10.66	29.40	.363	16.18	21.39	.757	8.84	36.91	45.76	23.52	19.56	0.02	7.24	13.73	4.50	105.4
Den.	82	41.29	86.74	.476	10.89	28.83	.378	15.05	20.38	.738	9.76	31.87	41.62	24.73	20.72	0.13	7.98	13.79	4.77	108.5
Det.	82	39.10	85.22	.459	11.07	30.82	.359	14.65	18.88	.776	9.22	34.55	43.77	25.17	18.43	0.05	7.28	14.82	4.85	103.9
G.S.	82	40.20	90.00	.447	10.40	29.17	.357	16.70	22.04	.758	10.89	31.61	42.50	23.59	18.49	0.05	8.74	14.33	3.66	107.5
Hou.	82	39.56	85.57	.462	10.11	28.84	.351	14.65	19.63	.746	8.66	33.39	42.05	22.40	20.37	0.13	7.43	14.56	4.43	103.9
Ind.	82	39.39	84.79	.465	10.61	30.44	.349	14.79	19.54	.757	10.22	32.74	42.96	23.23	18.46	0.06	7.04	15.50	5.22	104.2
LA-C	82	40.22	87.72	.459	10.74	30.21	.356	17.77	22.73	.782	10.62	33.00	43.62	24.57	21.99	0.12	8.52	14.07	5.63	109.0
LA-L	82	41.05	89.93	.456	10.43	30.11	.346	17.10	22.48	.761	10.24	34.57	44.82	23.56	20.48	0.12	8.32	14.27	5.45	109.6
Mem.	82	37.15	80.33	.462	10.66	28.99	.368	20.59	26.78	.769	9.54	32.96	42.50	22.15	20.41	0.05	8.07	14.77	5.13	105.5
Miami	82	37.68	83.82	.450	9.57	26.60	.360	18.00	22.99	.783	9.07	34.04	43.11	20.98	19.35	0.06	7.51	14.15	4.61	102.9
Milw.	82	39.13	83.70	.468	10.11	27.13	.373	18.40	23.49	.783	9.96	32.76	42.72	23.65	19.91	0.10	7.13	15.60	4.46	106.8
Minn.	82	40.22	84.66	.475	10.85	29.65	.366	15.99	20.52	.779	9.79	32.02	41.82	23.93	20.87	0.07	6.45	15.10	4.66	107.3
N.O.	82	41.74	91.94	.454	10.87	30.60	.355	16.06	20.48	.784	10.82	34.67	45.49	23.74	20.35	0.17	8.17	14.46	4.20	110.4
N.Y.	82	39.43	86.32	.457	11.18	30.41	.368	17.99	23.24	.774	10.22	32.95	43.17	23.96	18.40	0.07	8.17	13.35	4.74	108.0
OKC.	82	38.49	83.96	.458	11.22	30.57	.367	16.24	21.13	.769	9.54	32.63	42.17	23.30	21.34	0.10	7.68	16.02	4.60	104.4
Orl.	82	40.91	87.51	.468	9.99	27.56	.362	16.40	21.23	.773	10.59	35.27	45.85	24.37	18.98	0.02	7.79	14.22	4.90	108.2
Phil.	82	38.05	87.62	.434	10.11	29.60	.342	19.10	25.63	.745	9.98	32.21	42.18	21.73	20.37	0.18	8.50	14.30	5.09	105.3
Phoe.	82	41.78	88.71	.471	10.91	29.24	.373	18.82	24.56	.766	10.43	35.44	45.87	23.29	20.91	0.16	8.68	13.39	5.95	113.3
Port.	82	38.37	85.88	.447	9.68	26.57	.364	16.61	21.99	.755	9.30	33.60	42.90	20.18	19.07	0.06	7.34	12.63	5.10	103.0
Sac.	82	38.74	82.43	.470	11.90	31.54	.377	16.43	21.46	.765	9.09	34.67	43.76	23.65	17.34	0.05	7.76	14.33	4.74	105.8
S.A.	82	38.18	84.28	.453	9.15	26.27	.348	14.33	18.89	.759	9.22	33.30	42.52	21.78	19.74	0.09	7.59	14.09	3.88	99.8
Tor.	82	38.40	85.57	.449	8.91	24.95	.357	18.16	23.67	.767	9.83	32.59	42.41	21.77	19.91	0.11	7.17	14.34	4.89	103.9
Utah	82	37.28	82.98	.449	9.49	25.99	.365	15.79	20.49	.771	8.66	32.95	41.61	19.95	20.52	0.11	8.27	14.93	4.63	99.8
Wash.	82	38.96	84.37	.462	10.18	29.18	.349	17.91	23.55	.761	9.82	32.71	42.52	22.33	19.99	0.11	7.82	14.91	4.67	106.0
ONE TEAM		39.61	86.06	.460	10.49	29.00	.362	16.63	21.68	.767	9.71	33.80	43.52	23.24	19.85	0.09	7.72	14.26	4.82	106.3
BOTH TEAMS		79.22	172.12	.460	20.98	58.00	.362	33.25	43.35	.767	19.42	67.61	87.03	46.47	39.70	0.18	15.43	28.52	9.63	212.7

2017-18 NBA TEAM STATISTICS

Points-in-the-Paint / Per Game / Points by Team

Team	InPaint	PerGame	PctofTot	TotPts	Games	Tot/Gm
NOP	4294	52.366	46.873	9161	82	111.720
LAC	4282	52.220	47.913	8937	82	108.988
L.AL	4252	51.854	47.980	8862	82	108.073
MIN	4036	49.220	44.944	8980	82	109.512
DEN	4018	49.000	44.545	9020	82	110.000
TOR	3988	48.634	43.556	9156	82	111.659
MIL	3884	47.366	44.485	8731	82	106.476
PHI	3870	47.195	42.981	9004	82	109.805
NY	3830	46.707	44.712	8566	82	104.463
PHO	3778	46.073	44.332	8522	82	103.927
ORL	3738	45.585	44.085	8479	82	103.402
MIA	3684	44.927	43.443	8480	82	103.415
IND	3664	44.683	42.329	8656	82	105.561
UTA	3638	44.366	42.600	8540	82	104.146
CLE	3628	44.244	39.908	9091	82	110.866
GS	3616	44.098	38.865	9304	82	113.463
OKC	3602	43.927	40.728	8844	82	107.854
BKN	3594	43.829	41.117	8741	82	106.598
SA	3590	43.780	42.616	8424	82	102.732
CHA	3586	43.732	40.410	8874	82	108.220
DET	3570	43.537	41.956	8509	82	103.768
SAC	3568	43.512	44.028	8104	82	98.829
POR	3530	43.049	40.757	8661	82	105.622
MEM	3470	42.317	42.603	8145	82	99.329
WAS	3466	42.268	39.648	8742	82	106.610
CHI	3424	41.756	40.569	8440	82	102.927
ATL	3386	41.293	39.953	8475	82	103.354
HOU	3338	40.707	36.231	9213	82	112.354
BOS	3264	39.805	38.269	8529	82	104.012
DAL	3182	38.805	37.926	8390	82	102.317
TOTALS	110770	45.028	42.347	261580	2460	106.333

Points-in-the-Paint / Percentage of Total Points / Points by Team

Team	InPaint	PerGame	PctofTot	TotPts	Games	Tot/Gm
LAL	4252	51.854	47.980	8862	82	108.073
LAC	4282	52.220	47.913	8937	82	108.988
NO	4294	52.366	46.873	9161	82	111.720
MIN	4036	49.220	44.944	8980	82	109.512
NY	3830	46.707	44.712	8566	82	104.463
DEN	4018	49.000	44.545	9020	82	110.000
MIL	3884	47.366	44.485	8731	82	106.476
PHO	3778	46.073	44.332	8522	82	103.927
ORL	3738	45.585	44.085	8479	82	103.402
SAC	3568	43.512	44.028	8104	82	98.829
TOR	3988	48.634	43.556	9156	82	111.659
MIA	3684	44.927	43.443	8480	82	103.415
PHI	3870	47.195	42.981	9004	82	109.805
SA	3590	43.780	42.616	8424	82	102.732
MEM	3470	42.317	42.603	8145	82	99.329
UTA	3638	44.366	42.600	8540	82	104.146
IND	3664	44.683	42.329	8656	82	105.561
DET	3570	43.537	41.956	8509	82	103.768
BKN	3594	43.829	41.117	8741	82	106.598
POR	3530	43.049	40.757	8661	82	105.622
OKC	3602	43.927	40.728	8844	82	107.854
CHI	3424	41.756	40.569	8440	82	102.927
CHA	3586	43.732	40.410	8874	82	108.220
ATL	3386	41.293	39.953	8475	82	103.354
CLE	3628	44.244	39.908	9091	82	110.866
WAS	3466	42.268	39.648	8742	82	106.610
GS	3616	44.098	38.865	9304	82	113.463
BOS	3264	39.805	38.269	8529	82	104.012
DAL	3182	38.805	37.926	8390	82	102.317
HOU	3338	40.707	36.231	9213	82	112.354
TOTALS	221540	45.028	42.347	523160	4920	106.333

Points-in-the-Paint / Per Game / Points by Opponents

Team	InPaint	PerGame	PctofTot	TotPts	Games	Tot/Gm
PHI	3406	41.537	39.444	8635	82	105.305
UTA	3426	41.780	41.847	8187	82	99.841
MEM	3452	42.098	39.889	8654	82	105.537
POR	3452	42.098	40.862	8448	82	103.024
DAL	3460	42.195	40.051	8639	82	105.354
SAC	3460	42.195	39.876	8677	82	105.817
NY	3560	43.415	40.190	8858	82	108.024
OKC	3566	43.488	41.639	8564	82	104.439
MIA	3568	43.512	42.270	8441	82	102.939
DET	3572	43.561	41.920	8521	82	103.915
BOS	3588	43.756	43.570	8235	82	100.427
SA	3616	44.098	44.168	8187	82	99.841
ATL	3640	44.390	40.798	8922	82	108.805
CHI	3648	44.488	40.457	9017	82	109.963
LAC	3674	44.805	41.124	8934	82	108.951
IND	3676	44.829	43.029	8543	82	104.183
CHA	3708	45.220	41.884	8853	82	107.963
TOR	3716	45.317	43.625	8518	82	103.878
WAS	3726	45.439	42.857	8694	82	106.024
MIN	3748	45.707	42.605	8797	82	107.280
CLE	3854	47.000	42.756	9014	82	109.927
PHO	3860	47.073	41.550	9290	82	113.293
MIL	3880	47.317	44.312	8756	82	106.780
DEN	3882	47.341	43.623	8899	82	108.524
GS	3884	47.366	44.066	8814	82	107.488
NO	3914	47.732	43.230	9054	82	110.415
BKN	3920	47.805	43.324	9048	82	110.341
HOU	3938	48.024	46.232	8518	82	103.878
ORL	3960	48.293	44.625	8874	82	108.220
LAL	4016	48.976	44.677	8989	82	109.622
TOTALS	332310	45.028	42.347	784740	7380	106.333

Points-in-the-Paint / Percentage of Total Points / Points by Opponents

Team	InPaint	PerGame	PctofTot	TotPts	Games	Tot/Gm
PHI	3406	41.537	39.444	8635	82	105.305
SAC	3460	42.195	39.876	8677	82	105.817
MEM	3452	42.098	39.889	8654	82	105.537
DAL	3460	42.195	40.051	8639	82	105.354
NY	3560	43.415	40.190	8858	82	108.024
CHI	3648	44.488	40.457	9017	82	109.963
ATL	3640	44.390	40.798	8922	82	108.805
POR	3452	42.098	40.862	8448	82	103.024
LAC	3674	44.805	41.124	8934	82	108.951
PHO	3860	47.073	41.550	9290	82	113.293
OKC	3566	43.488	41.639	8564	82	104.439
UTA	3426	41.780	41.847	8187	82	99.841
CHA	3708	45.220	41.884	8853	82	107.963
DET	3572	43.561	41.920	8521	82	103.915
MIA	3568	43.512	42.270	8441	82	102.939
MIN	3748	45.707	42.605	8797	82	107.280
CLE	3854	47.000	42.756	9014	82	109.927
WAS	3726	45.439	42.857	8694	82	106.024
IND	3676	44.829	43.029	8543	82	104.183
NO	3914	47.732	43.230	9054	82	110.415
BKN	3920	47.805	43.324	9048	82	110.341
BOS	3588	43.756	43.570	8235	82	100.427
DEN	3882	47.341	43.623	8899	82	108.524
TOR	3716	45.317	43.625	8518	82	103.878
GS	3884	47.366	44.066	8814	82	107.488
SA	3616	44.098	44.168	8187	82	99.841
MIL	3880	47.317	44.312	8756	82	106.780
ORL	3960	48.293	44.625	8874	82	108.220
LAL	4016	48.976	44.677	8989	82	109.622
HOU	3938	48.024	46.232	8518	82	103.878
TOTALS	443080	45.028	42.347	1046320	9840	106.333

Fast-Break Points / Per Game / Points by Team

Team	Fast-Brk	PerGame	PctofTot	TotPts	Games	Tot/Gm
GS	1583	19.305	17.014	9304	82	113.463
LAL	1438	17.537	16.227	8862	82	108.073
NO	1251	15.256	13.656	9161	82	111.720
OKC	1246	15.195	14.089	8844	82	107.854
IND	1211	14.768	13.990	8656	82	105.561
MIL	1201	14.646	13.756	8731	82	106.476
PHO	1177	14.354	13.811	8522	82	103.927
DEN	1100	13.415	12.195	9020	82	110.000
LAC	1090	13.293	12.196	8937	82	108.988
TOR	1089	13.280	11.894	9156	82	111.659
MEM	1080	13.171	13.260	8145	82	99.329
ORL	1037	12.646	12.230	8479	82	103.402
CLE	1023	12.476	11.253	9091	82	110.866
CHI	966	11.780	11.445	8440	82	102.927
WAS	950	11.585	10.867	8742	82	106.610
PHI	939	11.451	10.429	9004	82	109.805
HOU	937	11.427	10.170	9213	82	112.354
DET	886	10.805	10.413	8509	82	103.768
BKN	878	10.707	10.045	8741	82	106.598
SAC	856	10.439	10.563	8104	82	98.829
ATL	850	10.366	10.029	8475	82	103.354
SA	841	10.256	9.983	8424	82	102.732
UTA	834	10.171	9.766	8540	82	104.146
DAL	816	9.951	9.726	8390	82	102.317
MIN	793	9.671	8.831	8980	82	109.512
BOS	777	9.476	9.110	8529	82	104.012
MIA	762	9.293	8.986	8480	82	103.415
CHA	760	9.268	8.564	8874	82	108.220
NY	705	8.598	8.230	8566	82	104.463
POR	662	8.073	7.643	8661	82	105.622
TOTALS	29738	12.089	11.369	261580	2460	106.333

Fast-Break Points / Percentage of Total Points / Points by Team

Team	Fast-Brk	PerGame	PctofTot	TotPts	Games	Tot/Gm
GS	1583	19.305	17.014	9304	82	113.463
LAL	1438	17.537	16.227	8862	82	108.073
OKC	1246	15.195	14.089	8844	82	107.854
IND	1211	14.768	13.990	8656	82	105.561
PHO	1177	14.354	13.811	8522	82	103.927
MIL	1201	14.646	13.756	8731	82	106.476
NO	1251	15.256	13.656	9161	82	111.720
MEM	1080	13.171	13.260	8145	82	99.329
ORL	1037	12.646	12.230	8479	82	103.402
LAC	1090	13.293	12.196	8937	82	108.988
DEN	1100	13.415	12.195	9020	82	110.000
TOR	1089	13.280	11.894	9156	82	111.659
CHI	966	11.780	11.445	8440	82	102.927
CLE	1023	12.476	11.253	9091	82	110.866
WAS	950	11.585	10.867	8742	82	106.610
SAC	856	10.439	10.563	8104	82	98.829
PHI	939	11.451	10.429	9004	82	109.805
DET	886	10.805	10.413	8509	82	103.768
HOU	937	11.427	10.170	9213	82	112.354
BKN	878	10.707	10.045	8741	82	106.598
ATL	850	10.366	10.029	8475	82	103.354
SA	841	10.256	9.983	8424	82	102.732
UTA	834	10.171	9.766	8540	82	104.146
DAL	816	9.951	9.726	8390	82	102.317
BOS	777	9.476	9.110	8529	82	104.012
MIA	762	9.293	8.986	8480	82	103.415
MIN	793	9.671	8.831	8980	82	109.512
CHA	760	9.268	8.564	8874	82	108.220
NY	705	8.598	8.230	8566	82	104.463
POR	662	8.073	7.643	8661	82	105.622
TOTALS	59476	12.089	11.369	523160	4920	106.333

2017-18 NBA TEAM STATISTICS

Fast-Break Points / Per Game / Points by Opponents

Team	Fast-Brk	PerGame	PctofTot	TotPts	Games	Tot/Gm
UTA	783	9.549	9.564	8187	82	99.841
DET	810	9.878	9.506	8521	82	103.915
MIL	824	10.049	9.411	8756	82	106.780
PHI	845	10.305	9.786	8635	82	105.305
BOS	851	10.378	10.334	8235	82	100.427
CHA	874	10.659	9.872	8853	82	107.963
MIA	896	10.927	10.615	8441	82	102.939
WAS	900	10.976	10.352	8694	82	106.024
OKC	916	11.171	10.696	8564	82	104.439
CHI	923	11.256	10.236	9017	82	109.963
POR	923	11.256	10.926	8448	82	103.024
CLE	924	11.268	10.251	9014	82	109.927
NY	937	11.427	10.578	8858	82	108.024
TOR	950	11.585	11.153	8518	82	103.878
BKN	955	11.646	10.555	9048	82	110.341
HOU	974	11.878	11.435	8518	82	103.878
SAC	1009	12.305	11.628	8677	82	105.817
IND	1010	12.317	11.823	8543	82	104.183
SA	1021	12.451	12.471	8187	82	99.841
LA	1043	12.720	11.603	8989	82	109.622
MIN	1061	12.939	12.061	8797	82	107.280
ORL	1061	12.939	11.956	8874	82	108.220
DEN	1062	12.951	11.934	8899	82	108.524
ATL	1066	13.000	11.948	8922	82	108.805
GS	1156	14.098	13.115	8814	82	107.488
NO	1164	14.195	12.856	9054	82	110.415
DAL	1169	14.256	13.532	8639	82	105.354
MEM	1170	14.268	13.520	8654	82	105.537
PHO	1197	14.598	12.885	9290	82	113.293
LAL	1264	15.415	14.148	8934	82	108.951
TOTALS	89214	12.089	11.369	784740	7380	106.333

Fast-Break Points / Percentage of Total Points / Points by Opponents

Team	Fast-Brk	PerGame	PctofTot	TotPts	Games	Tot/Gm
MIL	824	10.049	9.411	8756	82	106.780
DET	810	9.878	9.506	8521	82	103.915
UTA	783	9.549	9.564	8187	82	99.841
PHI	845	10.305	9.786	8635	82	105.305
CHA	874	10.659	9.872	8853	82	107.963
CHI	923	11.256	10.236	9017	82	109.963
CLE	924	11.268	10.251	9014	82	109.927
BOS	851	10.378	10.334	8235	82	100.427
WAS	900	10.976	10.352	8694	82	106.024
BKN	955	11.646	10.555	9048	82	110.341
NY	937	11.427	10.578	8858	82	108.024
MIA	896	10.927	10.615	8441	82	102.939
OKC	916	11.171	10.696	8564	82	104.439
POR	923	11.256	10.926	8448	82	103.024
TOR	950	11.585	11.153	8518	82	103.878
HOU	974	11.878	11.435	8518	82	103.878
LAL	1043	12.720	11.603	8989	82	109.622
SAC	1009	12.305	11.628	8677	82	105.817
IND	1010	12.317	11.823	8543	82	104.183
DEN	1062	12.951	11.934	8899	82	108.524
ATL	1066	13.000	11.948	8922	82	108.805
ORL	1061	12.939	11.956	8874	82	108.220
MIN	1061	12.939	12.061	8797	82	107.280
SA	1021	12.451	12.471	8187	82	99.841
NO	1164	14.195	12.856	9054	82	110.415
PHO	1197	14.598	12.885	9290	82	113.293
GS	1156	14.098	13.115	8814	82	107.488
MEM	1170	14.268	13.520	8654	82	105.537
DAL	1169	14.256	13.532	8639	82	105.354
LAC	1264	15.415	14.148	8934	82	108.951
TOTALS	118952	12.089	11.369	1046320	9840	106.33

Second-Chance Points / Per Game / Points by Team

Team2ndChance	PerGame	PctofTot	TotPts	Games	Tot/Gm
OKC	1234	15.049	13.953	8844	82	107.854
LAL	1156	14.098	13.044	8862	82	108.073
DEN	1148	14.000	12.727	9020	82	110.000
LAC	1144	13.951	12.801	8937	82	108.988
PHI	1122	13.683	12.461	9004	82	109.805
MIN	1114	13.585	12.405	8980	82	109.512
POR	1112	13.561	12.839	8661	82	105.622
NY	1095	13.354	12.783	8566	82	104.463
SA	1090	13.293	12.939	8424	82	102.732
CHA	1076	13.122	12.125	8874	82	108.220
TOR	1058	12.902	11.555	9156	82	111.659
PHO	1053	12.841	12.356	8522	82	103.927
WAS	1035	12.622	11.839	8742	82	106.610
DET	1033	12.598	12.140	8509	82	103.768
BKN	1020	12.439	11.669	8741	82	106.598
BOS	988	12.049	11.584	8529	82	104.012
ATL	985	12.012	11.622	8475	82	103.354
NO	978	11.927	10.676	9161	82	111.720
IND	976	11.902	11.275	8656	82	105.561
MEM	960	11.707	11.786	8145	82	99.329
HOU	943	11.500	10.236	9213	82	112.354
SAC	935	11.402	11.538	8104	82	98.829
UTA	929	11.329	10.878	8540	82	104.146
CLE	922	11.244	10.142	9091	82	110.866
MIA	918	11.195	10.825	8480	82	103.415
CHI	915	11.159	10.841	8440	82	102.927
ORL	882	10.756	10.402	8479	82	103.402
MIL	862	10.512	9.873	8731	82	106.476
DAL	849	10.354	10.119	8390	82	102.317
GS	843	10.280	9.061	9304	82	113.463
TOTALS	30375	12.348	11.612	261580	2460	106.333

Second-Chance Points / Per Game / Points by Opponents

Team2ndChance	PerGame	PctofTot	TotPts	Games	Tot/Gm
CHA	869	10.598	9.816	8853	82	107.963
UTA	882	10.756	10.773	8187	82	99.841
CHI	913	11.134	10.125	9017	82	109.963
BOS	916	11.171	11.123	8235	82	100.427
DEN	917	11.183	10.305	8899	82	108.524
DET	919	11.207	10.785	8521	82	103.915
DAL	930	11.341	10.765	8639	82	105.354
SAC	951	11.598	10.960	8677	82	105.817
MIA	961	11.720	11.385	8441	82	102.939
POR	962	11.732	11.387	8448	82	103.024
MEM	963	11.744	11.128	8654	82	105.537
HOU	977	11.915	11.470	8518	82	103.878
SA	993	12.110	12.129	8187	82	99.841
PHI	1011	12.329	11.708	8635	82	105.305
IND	1043	12.720	12.209	8543	82	104.183
ORL	1045	12.744	11.776	8874	82	108.220
CLE	1048	12.780	11.626	9014	82	109.927
ATL	1050	12.805	11.769	8922	82	108.805
OKC	1050	12.805	12.261	8564	82	104.439
MIN	1065	12.988	12.106	8797	82	107.280
WAS	1065	12.988	12.250	8694	82	106.024
PHO	1075	13.110	11.572	9290	82	113.293
MIL	1076	13.122	12.289	8756	82	106.780
NY	1079	13.159	12.181	8858	82	108.024
LAC	1080	13.171	12.089	8934	82	108.951
TOR	1081	13.183	12.691	8518	82	103.878
LAL	1100	13.415	12.237	8989	82	109.622
BKN	1105	13.476	12.213	9048	82	110.341
GS	1116	13.610	12.662	8814	82	107.488
NO	1133	13.817	12.514	9054	82	110.415
TOTALS	91125	12.348	11.612	784740	7380	106.333

Second-Chance Points / Percentage of Total Points / Points by Team

Team2ndChance	PerGame	PctofTot	TotPts	Games	Tot/Gm
OKC	1234	15.049	13.953	8844	82	107.854
LAL	1156	14.098	13.044	8862	82	108.073
DEN	1148	14.000	12.727	9020	82	110.000
LAC	1144	13.951	12.801	8937	82	108.988
PHI	1122	13.683	12.461	9004	82	109.805
MIN	1114	13.585	12.405	8980	82	109.512
POR	1112	13.561	12.839	8661	82	105.622
NY	1095	13.354	12.783	8566	82	104.463
SA	1090	13.293	12.939	8424	82	102.732
CHA	1076	13.122	12.125	8874	82	108.220
TOR	1058	12.902	11.555	9156	82	111.659
PHO	1053	12.841	12.356	8522	82	103.927
WAS	1035	12.622	11.839	8742	82	106.610
DET	1033	12.598	12.140	8509	82	103.768
BKN	1020	12.439	11.669	8741	82	106.598
BOS	988	12.049	11.584	8529	82	104.012
ATL	985	12.012	11.622	8475	82	103.354
NO	978	11.927	10.676	9161	82	111.720
IND	976	11.902	11.275	8656	82	105.561
MEM	960	11.707	11.786	8145	82	99.329
HOU	943	11.500	10.236	9213	82	112.354
SAC	935	11.402	11.538	8104	82	98.829
UTA	929	11.329	10.878	8540	82	104.146
CLE	922	11.244	10.142	9091	82	110.866
MIA	918	11.195	10.825	8480	82	103.415
CHI	915	11.159	10.841	8440	82	102.927
ORL	882	10.756	10.402	8479	82	103.402
MIL	862	10.512	9.873	8731	82	106.476
DAL	849	10.354	10.119	8390	82	102.317
GS	843	10.280	9.061	9304	82	113.463
TOTALS	30375	12.348	11.612	261580	2460	106.333

Second-Chance Points / Percentage of Total Points / Points by Opponents

Team2ndChance	PerGame	PctofTot	TotPts	Games	Tot/Gm
CHA	869	10.598	9.816	8853	82	107.963
CHI	913	11.134	10.125	9017	82	109.963
DEN	917	11.183	10.305	8899	82	108.524
DAL	930	11.341	10.765	8639	82	105.354
UTA	882	10.756	10.773	8187	82	99.841
DET	919	11.207	10.785	8521	82	103.915
SAC	951	11.598	10.960	8677	82	105.817
BOS	916	11.171	11.123	8235	82	100.427
MEM	963	11.744	11.128	8654	82	105.537
MIA	961	11.720	11.385	8441	82	102.939
POR	962	11.732	11.387	8448	82	103.024
HOU	977	11.915	11.470	8518	82	103.878
PHO	1075	13.110	11.572	9290	82	113.293
CLE	1048	12.780	11.626	9014	82	109.927
PHI	1011	12.329	11.708	8635	82	105.305
ATL	1050	12.805	11.769	8922	82	108.805
ORL	1045	12.744	11.776	8874	82	108.220
LAC	1080	13.171	12.089	8934	82	108.951
MIN	1065	12.988	12.106	8797	82	107.280
SA	993	12.110	12.129	8187	82	99.841
NY	1079	13.159	12.181	8858	82	108.024
IND	1043	12.720	12.209	8543	82	104.183
BKN	1105	13.476	12.213	9048	82	110.341
LAL	1100	13.415	12.237	8989	82	109.622
WAS	1065	12.988	12.250	8694	82	106.024
OKC	1050	12.805	12.261	8564	82	104.439
MIL	1076	13.122	12.289	8756	82	106.780
NO	1133	13.817	12.514	9054	82	110.415
GS	1116	13.610	12.662	8814	82	107.488
TOR	1081	13.183	12.691	8518	82	103.878
TOTALS	121500	12.348	11.612	1046320	9840	106.333

2017-18 NBA TEAM STATISTICS

Points off Turnovers / Per Game / Points by Team

Team	Pt-Off-TO	PerGame	PctofTot	TotPts	Games	Tot/Gm
OKC	1533	18.695	17.334	8844	82	107.854
IND	1503	18.329	17.364	8656	82	105.561
MIL	1499	18.280	17.169	8731	82	106.476
MIN	1455	17.744	16.203	8980	82	109.512
ATL	1450	17.683	17.109	8475	82	103.354
HOU	1427	17.402	15.489	9213	82	112.354
GS	1423	17.354	15.294	9304	82	113.463
WAS	1415	17.256	16.186	8742	82	106.610
TOR	1411	17.207	15.411	9156	82	111.659
MEM	1397	17.037	17.152	8145	82	99.329
DEN	1391	16.963	15.421	9020	82	110.000
UTA	1385	16.890	16.218	8540	82	104.146
PHI	1375	16.768	15.271	9004	82	109.805
DET	1360	16.585	15.983	8509	82	103.768
MIA	1348	16.439	15.896	8480	82	103.415
LAL	1340	16.341	15.121	8862	82	108.073
NO	1338	16.317	14.605	9161	82	111.720
SA	1331	16.232	15.800	8424	82	102.732
CLE	1327	16.183	14.597	9091	82	110.866
CHA	1320	16.098	14.875	8874	82	108.220
LAC	1301	15.866	14.557	8937	82	108.988
ORL	1273	15.524	15.014	8479	82	103.402
BOS	1257	15.329	14.738	8529	82	104.012
SAC	1253	15.280	15.462	8104	82	98.829
NY	1239	15.110	14.464	8566	82	104.463
CHI	1229	14.988	14.562	8440	82	102.927
PHO	1229	14.988	14.421	8522	82	103.927
DAL	1198	14.610	14.279	8390	82	102.317
BKN	1168	14.244	13.362	8741	82	106.598
POR	1153	14.061	13.313	8661	82	105.622
TOTALS	40328	16.393	15.417	261580	2460	106.333

Points off Turnovers / Per Game / Points by Opponents

Team	Pt-Off-TO	PerGame	PctofTot	TotPts	Games	Tot/Gm
DAL	1132	13.805	13.103	8639	82	105.354
OKC	1178	14.366	13.755	8564	82	104.439
CHA	1209	14.744	13.656	8853	82	107.963
POR	1214	14.805	14.370	8448	82	103.024
IND	1216	14.829	14.234	8543	82	104.183
DET	1221	14.890	14.329	8521	82	103.915
TOR	1233	15.037	14.475	8518	82	103.878
SA	1235	15.061	15.085	8187	82	99.841
MIN	1251	15.256	14.221	8797	82	107.280
BOS	1268	15.463	15.398	8235	82	100.427
MIA	1279	15.598	15.152	8441	82	102.939
SAC	1287	15.695	14.832	8677	82	105.817
MIL	1294	15.780	14.778	8756	82	106.780
HOU	1297	15.817	15.227	8518	82	103.878
CHI	1346	16.415	14.927	9017	82	109.963
UTA	1347	16.427	16.453	8187	82	99.841
CLE	1352	16.488	14.999	9014	82	109.927
ORL	1401	17.085	15.788	8874	82	108.220
WAS	1409	17.183	16.207	8694	82	106.024
NO	1414	17.244	15.617	9054	82	110.415
BKN	1417	17.280	15.661	9048	82	110.341
MEM	1421	17.329	16.420	8654	82	105.537
NY	1424	17.366	16.076	8858	82	108.024
LAC	1428	17.415	15.984	8934	82	108.951
AT	1467	17.890	16.443	8922	82	108.805
LAL	1494	18.220	16.620	8989	82	109.622
PHI	1511	18.427	17.499	8635	82	105.305
GS	1520	18.537	17.245	8814	82	107.488
PHO	1526	18.610	16.426	9290	82	113.293
DEN	1537	18.744	17.272	8899	82	108.524
TOTALS	120984	16.393	15.417	784740	7380	106.333

Points off Turnovers / Percentage of Total Points / Points by Team

Team	Pt-Off-TO	PerGame	PctofTot	TotPts	Games	Tot/Gm
IND	1503	18.329	17.364	8656	82	105.561
OKC	1533	18.695	17.334	8844	82	107.854
MIL	1499	18.280	17.169	8731	82	106.476
MEM	1397	17.037	17.152	8145	82	99.329
ATL	1450	17.683	17.109	8475	82	103.354
UTA	1385	16.890	16.218	8540	82	104.146
MIN	1455	17.744	16.203	8980	82	109.512
WAS	1415	17.256	16.186	8742	82	106.610
DET	1360	16.585	15.983	8509	82	103.768
MIA	1348	16.439	15.896	8480	82	103.415
SA	1331	16.232	15.800	8424	82	102.732
HOU	1427	17.402	15.489	9213	82	112.354
SAC	1253	15.280	15.462	8104	82	98.829
DEN	1391	16.963	15.421	9020	82	110.000
TOR	1411	17.207	15.411	9156	82	111.659
GS	1423	17.354	15.294	9304	82	113.463
PHI	1375	16.768	15.271	9004	82	109.805
LAL	1340	16.341	15.121	8862	82	108.073
ORL	1273	15.524	15.014	8479	82	103.402
CHA	1320	16.098	14.875	8874	82	108.220
BOS	1257	15.329	14.738	8529	82	104.012
NO	1338	16.317	14.605	9161	82	111.720
CLE	1327	16.183	14.597	9091	82	110.866
CHI	1229	14.988	14.562	8440	82	102.927
LAC	1301	15.866	14.557	8937	82	108.988
NY	1239	15.110	14.464	8566	82	104.463
PHO	1229	14.988	14.421	8522	82	103.927
DAL	1198	14.610	14.279	8390	82	102.317
BKN	1168	14.244	13.362	8741	82	106.598
POR	1153	14.061	13.313	8661	82	105.622
TOTALS	80656	16.393	15.417	523160	4920	106.333

Points off Turnovers / Percentage of Total Points / Points by Opponents

Team	Pt-Off-TO	PerGame	PctofTot	TotPts	Games	Tot/Gm
DAL	1132	13.805	13.103	8639	82	105.354
CHA	1209	14.744	13.656	8853	82	107.963
OKC	1178	14.366	13.755	8564	82	104.439
MIN	1251	15.256	14.221	8797	82	107.280
IND	1216	14.829	14.234	8543	82	104.183
DET	1221	14.890	14.329	8521	82	103.915
POR	1214	14.805	14.370	8448	82	103.024
TOR	1233	15.037	14.475	8518	82	103.878
MIL	1294	15.780	14.778	8756	82	106.780
SAC	1287	15.695	14.832	8677	82	105.817
CHI	1346	16.415	14.927	9017	82	109.963
CLE	1352	16.488	14.999	9014	82	109.927
SA	1235	15.061	15.085	8187	82	99.841
MIA	1279	15.598	15.152	8441	82	102.939
HOU	1297	15.817	15.227	8518	82	103.878
BOS	1268	15.463	15.398	8235	82	100.427
NO	1414	17.244	15.617	9054	82	110.415
BKN	1417	17.280	15.661	9048	82	110.341
ORL	1401	17.085	15.788	8874	82	108.220
LAC	1428	17.415	15.984	8934	82	108.951
NY	1424	17.366	16.076	8858	82	108.024
WAS	1409	17.183	16.207	8694	82	106.024
MEM	1421	17.329	16.420	8654	82	105.537
PHO	1526	18.610	16.426	9290	82	113.293
ATL	1467	17.890	16.443	8922	82	108.805
UTA	1347	16.427	16.453	8187	82	99.841
LAL	1494	18.220	16.620	8989	82	109.622
GS	1520	18.537	17.245	8814	82	107.488
DEN	1537	18.744	17.272	8899	82	108.524
PHI	1511	18.427	17.499	8635	82	105.305
TOTALS	161312	16.393	15.417	1046320	9840	106.333

WILLIE CAULEY-STIEN

2017-18 NBA ATTENDANCE

	HOME GAMES			ROAD GAMES		
TEAM	G	TOTAL	AVG	G	TOTAL	AVG
Atlanta Hawks	41	590,769	14,409	41	729,839	17,801
Boston Celtics	41	763,584	18,624	41	760,822	18,557
Brooklyn Nets	41	639,510	15,598	41	725,099	17,685
Charlotte Hornets	41	671,404	16,376	41	722,558	17,623
Chicago Bulls	41	851,824	20,776	41	739,242	18,030
Cleveland Cavaliers	41	843,042	20,562	41	781,477	19,060
Dallas Mavericks	41	811,453	19,792	41	712,566	17,380
Denver Nuggets	41	702,796	17,141	41	732,712	17,871
Detroit Pistons	41	713,945	17,413	41	736,330	17,959
Golden State Warriors	41	803,436	19,596	41	774,248	18,884
Houston Rockets	41	732,722	17,871	41	753,134	18,369
Indiana Pacers	41	658,119	16,052	41	727,547	17,745
Los Angeles Clippers	41	697,812	17,020	41	729,030	17,781
Los Angeles Lakers	41	776,328	18,935	41	766,568	18,697
Memphis Grizzlies	41	653,863	15,948	41	711,289	17,349
Miami Heat	41	804,910	19,632	41	745,274	18,177
Milwaukee Bucks	41	685,303	16,715	41	753,614	18,381
Minnesota Timberwolves	41	699,308	17,056	41	731,886	17,851
New Orleans Pelicans	41	673,920	16,437	41	734,378	17,912
New York Knickerbockers	41	792,608	19,332	41	745,965	18,194
Oklahoma City Thunder	41	746,323	18,203	41	773,542	18,867
Orlando Magic	41	734,531	17,915	41	723,704	17,651
Philadelphia 76ers	41	833,503	20,329	41	737,198	17,980
Phoenix Suns	41	690,576	16,843	41	722,045	17,611
Portland Trail Blazers	41	795,328	19,398	41	719,823	17,557
Sacramento Kings	41	719,903	17,559	41	716,618	17,478
San Antonio Spurs	41	754,562	18,404	41	755,528	18,428
Toronto Raptors	41	813,431	19,840	41	724,603	17,673
Utah Jazz	41	734,806	17,922	41	717,311	17,495
Washington Wizards	41	739,302	18,032	41	724,971	17,682
TOTALS	1230	22,128,921	17,991	1230	22,128,921	17,991



DID YOU KNOW ... The Kings sold out every home game for 20 of the 30 seasons in Sacramento. Sacramento has two of the top 10 all-time longest sellout streaks in NBA history.

SINGLE-GAME HIGHS / PLAYERS
Minutes -- 52, (3 times, most recently) Cousins, NO vs. CHI, 1/22 (2 OT)
Minutes -- 48, Harrison, DAL vs. PHO, 4/10
Field Goals -- 23, James, CLE at WAS, 11/3
FG Attempts -- 37, Beal, WAS at POR, 12/5
3-Pt. Field Goals -- 10, Curry, GS vs. MEM, 12/30
3-Pt. Field Goals -- 10, Walker, CHA vs. MEM, 3/22
3-Pt. FG Attempts -- 18, Crabbe, BKN vs. NO, 2/10 (2 OT)
3-Pt. FG Attempts -- 18, Prince, ATL vs. PHI, 4/10
Free Throws -- 21, Davis, NO vs. PHO, 2/26
FT Attempts -- 29, Simmons, PHI vs. WAS, 11/29
Off. Rebounds -- 12, Jordan, LAC vs. MIN, 12/6
Off. Rebounds -- 12, Adams, OKC vs. CLE, 2/13
Def. Rebounds -- 22, Howard, CHA at DAL, 3/24
Rebounds -- 30, Howard, CHA at BKN, 3/21
Assists -- 25, Rondo, NO vs. BKN, 12/27
Steals -- 10, L. Williams, LAC at UTA, 1/20
Turnovers -- 11, James, CLE vs. IND, 1/26
Blocks -- 10, Davis, NO vs. UTA, 3/11
Points -- 60, Harden, HOU vs. ORL, 1/30

SINGLE-GAME HIGHS AND LOWS / TEAMS
Field Goals -- 58, Oklahoma City, at CLE, 1/20
Fewest Field Goals -- 22, Chicago, vs. OKC, 10/28
FG Attempts -- 114, Brooklyn, vs. NO, 2/10 (2 OT)
FG Attempts -- 109, L.A. Lakers, vs. PHI, 11/15
Fewest FG Attempts -- 66, Miami, at MEM, 12/11
Field Goal Pct. -- .667, Indiana, at MIN, 10/24
Lowest Field Goal Pct. -- .282, Chicago, vs. OKC, 10/28
3-Pt. Field Goals -- 24, Denver, at MIL, 2/15
3-Pt. Field Goals -- 24, Brooklyn, at CHI, 4/7
3-Pt. FG Attempts -- 59, Brooklyn, vs. NO, 2/10 (2 OT)
3-Pt. FG Attempts -- 57, Houston, at CHA, 10/27
3-Pt. FG Attempts -- 57, Houston, vs. CHI, 3/27
3-Pt. FG Pct. -- .714, Memphis, at GS, 12/30
Free Throws -- 41, Philadelphia, vs. WAS, 11/29
Fewest Free Throws -- 1, Detroit, at LAL, 10/31
Fewest Free Throws -- 1, Atlanta, vs. ORL, 4/1
FT Attempts -- 64, Philadelphia, vs. WAS, 11/29
Fewest FT Attempts -- 1, Atlanta, vs. ORL, 4/1
Free Throw Pct. -- 1.000, New York, at CHA, 3/26 (OT)
Free Throw Pct. -- 1.000, (30 times, most recently) New York, vs. MIL, 4/7
Lowest Free Throw Pct. -- .143, L.A. Lakers, vs. IND, 1/19
Off. Rebounds -- 23, Philadelphia, vs. MIA, 2/14
Off. Rebounds -- 23, Charlotte, at BKN, 3/21
Fewest Off. Rebounds -- 0, Phoenix, at TOR, 12/5
Def. Rebounds -- 56, Phoenix, at BKN, 10/31
Fewest Def. Rebounds -- 18, Minnesota, vs. IND, 10/24
Fewest Def. Rebounds -- 18, Sacramento, at ATL, 11/15
Rebounds -- 68, Charlotte, at BKN, 3/21
Fewest Rebounds -- 22, Dallas, at MIA, 12/22
Assists -- 46, Golden State, at ORL, 12/1
Fewest Assists -- 9, (3 times, most recently) Milwaukee, at MIA, 1/14
Personal Fouls -- 42, Washington, at PHI, 11/29
Fewest Personal Fouls -- 8, Charlotte, at IND, 4/10
Steals -- 17, New Orleans, at NY, 1/14 (OT)
Steals -- 17, (5 times, most recently) Oklahoma City, vs. LAC, 3/16
Turnovers -- 29, Phoenix, vs. MIL, 11/22 (OT)
Turnovers -- 27, Phoenix, at MIN, 12/16
Turnovers -- 27, Memphis, at ATL, 2/6
Fewest Turnovers -- 3, Charlotte, at SAC, 1/2
Fewest Turnovers -- 3, Sacramento, at DEN, 3/11
Blocks -- 16, (3 times, most recently) Toronto, vs. DEN, 3/27
Points -- 149, Miami, vs. DEN, 3/19 (2 OT)
Points -- 148, Oklahoma City, at CLE, 1/20
Fewest Points -- 69, Chicago, vs. OKC, 10/28
Fewest Points -- 69, Washington, at UTA, 12/4

2017-18 NBA AWARD WINNERS

Kia NBA Finals Most Valuable Player Award: Kevin Durant, Golden State Warriors
KIA NBA Most Valuable Player Award: James Harden, Houston Rockets
Kia NBA Rookie of the Year Award: Ben Simmons, Philadelphia 76ers
Kia NBA Defensive Player of the Year Award: Rudy Gobert, Utah Jazz
Coach of the Year: Dwayne Casey, Toronto Raptors
Kia NBA Sixth Man Award: Lou Williams, LA Clippers
Kia NBA Most Improved Player: Victor Oladipo, Indiana Pacers
NBA Executive Of the Year: Daryl Morey, Houston Rockets
NBA Sportsmanship Award: Kemba Walker, Charlotte Hornets
NBA Kennedy Citizenship Award: J.J. Barea, Dallas Mavericks
Twyman-Stokes Teammate of the Year: Jamal Crawford, Minnesota Timberwolves

ALL NBA TEAM

2017-18 ALL-NBA FIRST TEAM

Position	Player, Team (1st Team Votes)	Points	All-NBA Selections
Forward	LeBron James, Cleveland (100)	500	14 (12 1st, two 2nd)
Forward	Kevin Durant, Golden State (63)	426	8 (six 1st, two 2nd)
Center	Anthony Davis, New Orleans (96)	492	3 (three 1st)
Guard	James Harden, Houston (100)	500	5 (four 1st, one 3rd)
Guard	Damian Lillard, Portland (71)	432	3 (one 1st, 2nd and 3rd)

2017-18 ALL-NBA SECOND TEAM

Position	Player, Team (1st Team Votes)	Points	All-NBA Selections
Forward	Giannis Antetokounmpo, Milwaukee (28)	354	2 (two 2nd)
Forward	LaMarcus Aldridge, San Antonio (2)	236	5 (two 2nd, three 3rd)
Center	Joel Embiid, Philadelphia (11)	294	1
Guard	Russell Westbrook, Oklahoma City (24)	322	7 (two 1st, five 2nd)
Guard	DeMar DeRozan, Toronto (2)	165	2 (one 2nd, one 3rd)

2017-18 ALL-NBA THIRD TEAM

Position	Player, Team (1st Team Votes)	Points	All-NBA Selections
Forward	Jimmy Butler, Minnesota (1)	81	2 (two 3rd)
Forward	Paul George, Oklahoma City	54	4 (four 3rd)
Center	Karl-Anthony Towns, Minnesota	99	1
Guard	Stephen Curry, Golden State (2)	105	5 (two 1st, two 2nd, one 3rd)
Guard	Victor Oladipo, Indiana	164	1

ALL NBA DEFENSIVE TEAM

2017-18 NBA ALL-DEFENSIVE FIRST TEAM

Position	Player, Team	1st Team Votes (2 pts)	2nd Team Votes (1 pt)	Total Points
Forward	Anthony Davis, New Orleans	73	17	163
Forward	Robert Covington, Philadelphia	27	36	90
Center	Rudy Gobert, Utah	94	4	192
Guard	Victor Oladipo, Indiana	58	20	136
Guard	Jrue Holiday, New Orleans	39	27	105

2017-18 NBA ALL-DEFENSIVE SECOND TEAM

Position	Player, Team	1st Team Votes (2 pts)	2nd Team Votes (1 pt)	Total Points
Forward	Draymond Green, Golden State	4	82	86
Forward	Al Horford, Boston	26	34	85
Center	Joel Embiid, Philadelphia	24	37	90
Guard	Dejounte Murray, San Antonio	32	16	80
Guard	Jimmy Butler, Minnesota	20	39	79

NBA ALL-ROOKIE TEAM

2017-18 NBA ALL-ROOKIE FIRST TEAM

Player	Team	First (2 pt)	Second (1 Pt)	Total	
Donovan Mitchell	Utah	100	--	200	
Ben Simmons	Philadelphia	100	--	200	
Jayson Tatum	Boston	99	1	199	
Kyle Kuzma	Los Angeles Lakers		93	7	193
Lauri Markkanen	Chicago	76	21	173	

2017-18 NBA ALL-ROOKIE SECOND TEAM

Player	Team	First (2 pt)	Second (1 Pt)	Total	
Dennis Smith Jr.	Dallas	9	78	96	
Lonzo Ball	Los Angeles Lakers		7	73	87
John Collins	Atlanta	5	66	76	
Bogdan Bogdanovic		Sacramento	6	61	75
Josh Jackson	Phoenix	1	43	45	

2017-18 NBA AWARD WINNERS

2017-18 MONTHLY AWARD WINNERS

Players of the Month
March/April: LeBron James, Cleveland Cavaliers (Eastern); Anthony Davis, New Orleans Pelicans (Western)
February: LeBron James, Cleveland Cavaliers (Eastern); Anthony Davis, New Orleans Pelicans (Western)
January: DeMar DeRozan, Toronto Raptors (Eastern); Stephen Curry, Golden State Warriors (Western)
December: LeBron James, Cleveland Cavaliers (Eastern); Russell Westbrook, Oklahoma City Thunder (Western)
October/November: LeBron James, Cleveland Cavaliers (Eastern); James Harden, Houston Rockets (Western)

Coaches of the Month
March/April: Brett Brown, Philadelphia 76ers (Eastern); Quin Snyder, Utah Jazz (Western)
February: Scott Brooks, Washington Wizards (Eastern); Mike D'Antoni, Houston Rockets (Western)
January: Erik Spoelstra, Miami Heat (Eastern); Terry Stotts, Portland Trail Blazers (Western)
December: Dwane Casey, Toronto Raptors (Eastern); Steve Kerr, Golden State Warriors (Western)
October/November: Brad Stevens, Boston Celtics (Eastern); Mike D'Antoni, Houston Rockets (Western)

Rookies of the Month
March/April: Ben Simmons, Philadelphia 76ers (Eastern); Donovan Mitchell, Utah Jazz (Western)
February: Ben Simmons, Philadelphia 76ers (Eastern); Donovan Mitchell, Utah Jazz (Western)
January: Ben Simmons, Philadelphia 76ers (Eastern); Donovan Mitchell, Utah Jazz (Western)
December: Jayson Tatum, Boston Celtics (Eastern); Donovan Mitchell, Utah Jazz (Western)
October/November: Ben Simmons, Philadelphia 76ers (Eastern); Kyle Kuzma, Los Angeles Lakers (Western)

Community Assist Award
Season Long Award: Kevin Durant, Golden State Warriors
March: Dwyane Wade, Miami Heat
February: CJ McCollum, Portland Trail Blazers
January: Kevin Durant, Golden State Warriors
December: LeBron James, Cleveland Cavaliers
November: Ricky Rubio, Utah Jazz
October: J.J. Barea, Dallas Mavericks

2017-18 WEEKLY AWARD WINNERS

Week 26: April 9-15
No Players of the Week

Week 25: April 2-8
Eastern Conference: Ben Simmons, Philadelphia 76ers
Western Conference: Nikola Jokic, Denver Nuggets

Week 24: March 26-April 1
Eastern Conference: Victor Oladipo, Indiana Pacers
Western Conference: Damian Lillard, Portland Trail Blazers

Week 23: March 19-25
Eastern Conference: LeBron James, Cleveland Cavaliers
Western Conference: LaMarcus Aldridge, San Antonio Spurs

Week 22: March 12-18
Eastern Conference: LeBron James, Cleveland Cavaliers
Western Conference: Russell Westbrook, Oklahoma City Thunder

Week 21: March 5-11
Eastern Conference: DeMar DeRozan, Toronto Raptors
Western Conference: Damian Lillard, Portland Trail Blazers

Week 20: Feb. 26-March 4
Eastern Conference: DeMar DeRozan, Toronto Raptors
Western Conference: Anthony Davis, New Orleans Pelicans

Week 19: Feb. 19-25
No Players of the Week

Week 18: Feb. 12-18
No Players of the Week

Week 17: Feb. 5-11
Eastern Conference: Joel Embiid, Philadelphia 76ers
Western Conference: James Harden, Houston Rockets

Week 16: Jan. 29-Feb. 4
Eastern Conference: Andre Drummond, Detroit Pistons
Western Conference: James Harden, Houston Rockets

Week 15: Jan. 22-28
Eastern Conference: Khris Middleton, Milwaukee Bucks
Western Conference: Stephen Curry, Golden State Warriors

Week 14: Jan. 15-21
Eastern Conference: Joel Embiid, Philadelphia 76ers
Western Conference: Damian Lillard, Portland Trail Blazers

Week 13: Jan. 8-14
Eastern Conference: Goran Dragic, Miami Heat
Western Conference: Lou Williams, LA Clippers

Week 12: Jan. 1-7
Eastern Conference: DeMar DeRozan, Toronto Raptors
Western Conference: Stephen Curry, Golden State Warriors

Week 11: Dec. 25-31
Eastern Conference: Bradley Beal, Washington Wizards
Western Conference: Lou Williams, LA Clippers

Week 10: Dec. 18-24
Eastern Conference: DeMar DeRozan, Toronto Raptors
Western Conference: Russell Westbrook, Oklahoma City Thunder

Week 9: Dec. 11-17
Eastern Conference: LeBron James, Cleveland Cavaliers
Western Conference: Chris Paul, Houston Rockets

Week 8: Dec. 4-10
Eastern Conference: Victor Oladipo, Indiana Pacers
Western Conference: Kevin Durant, Golden State Warriors

Week 7: Nov. 27-Dec. 3
Eastern Conference: LeBron James, Cleveland Cavaliers
Western Conference: James Harden, Houston Rockets

Week 6: Nov. 20-26
Eastern Conference: Goran Dragic, Miami Heat
Western Conference: Anthony Davis, New Orleans Pelicans

Week 5: Nov. 13-19
Eastern Conference: DeMar DeRozan, Toronto Raptors
Western Conference: Karl-Anthony Towns, Minnesota Timberwolves

Week 4: Nov. 6-12
Eastern Conference: Tobias Harris, Detroit Pistons
Western Conference: Nikola Jokic, Denver Nuggets

Week 3: Oct. 30-Nov. 5
Eastern Conference: Kristaps Porzingis, New York Knicks
Western Conference: James Harden, Houston Rockets

Week 2: Oct. 23-29
Eastern Conference: Victor Oladipo, Indiana Pacers
Western Conference: DeMarcus Cousins, New Orleans Pelicans

Week 1: Oct. 16-22
Eastern Conference: Giannis Antetokounmpo, Milwaukee Bucks
Western Conference: James Harden, Houston Rockets

2018 NBA PLAYOFFS

2017 NBA PLAYOFFS FIRST ROUND

EASTERN CONFERENCE

TORONTO vs. WASHINGTON (Toronto won 4-2)

Apr 14	WAS 106 @ TOR 114
Apr 17	WAS 119 @ TOR 130
Apr 20	TOR 103 @ WAS 122
Apr 22	TOR 98 @ WAS 106
Apr 25	WAS 98 @ TOR 108
Apr 27	TOR 102 @ WAS 92

BOSTON vs. MILWAUKEE (Boston won 4-3)

Apr 15	MIL 107 @ BOS 113^{OT}
Apr 17	MIL 106 @ BOS 120
Apr 20	BOS 92 @ MIL 116
Apr 22	CLE 106 @ IND 102
Apr 24	MIL 87 @ BOS 92
APR 26	BOS 86 @ MIL 97
APR 28	MIL 96 @ BOS 112

PHILADELPHIA vs. MIAMI (Philadelphia won 4-1)

Apr 14	MIA 103 @ PHI 130
Apr 16	MIA 113 @ PHI 103
Apr 19	PHI 128 @ MIA 108
Apr 21	PHI 106 @ MIA 102
Apr 24	MIA 91 @ PHI 104

CLEVELAND vs. INDIANA (Cleveland won 4-3)

Apr 15	IND 98 @ CLE 80
Apr 18	IND 97 @ ATL 100
Apr 20	CLE 90 @ IND 92
Apr 22	CLE 104 @ IND 100
Apr 25	IND 95 @ CLE 98
Apr 27	CLE 87 @ IND 121
Apr 29	IND 101 @ CLE 105

WESTERN CONFERENCE

HOUSTON vs. MINNESOTA (Houston won 4-1)

Apr 15	MIN 101 @ HOU 104
Apr 18	MIN 82 @ HOU 102
Apr 21	HOU 105 @ MIN 121
Apr 23	HOU 119 @ MIN 100
Apr 25	MIN 104 @ HOU 122

GOLDEN STATE vs. SAN ANTONIO (Golden State won 4-1)

Apr 14	SA 92 @ GS 113
Apr 16	SA 101 @ GS 116
Apr 19	GS 110 @ SA 97
Apr 22	GS 90 @ SA 103
Apr 24	SA 91 @ GS 99

PORTLAND vs. NEW ORLEANS (NEW ORLEANS won 4-0)

Apr 14	NOP 97 @ POR 95
Apr 17	NOP 111 @ POR 102
Apr 19	POR 102 @ NOP 119
Apr 21	POR 123 @ NOP 131

OKLAHOMA CITY vs. UTAH (Utah won 4-2)

Apr 15	UTA 108 @ OKC 116
Apr 18	UTA 102 @ LAC 95
Apr 21	OKC 102 @ UTA 115
Apr 23	OKC 96 @ UTA 113
Apr 25	UTA 99 @ OKC 107
Apr 27	OKC 91 @ UTA 96

CONFERENCE SEMIFINALS

TORONTO vs. CLEVELAND (4-0)

May 1	CLE 113 @ TOR 112^{OT}
May 3	CLE 128 @ TOR 110
May 5	TOR 103 @ CLE 105
May 7	TOR 93 @ CLE 128

BOSTON vs. PHILADELPHIA (4-1)

Apr 30	PHI 101 @ BOS 117
May 3	PHI 103 @ BOS 108
May 5	BOS 101 @ PHI 98^{OT}
May 7	BOS 92 @ PHI 103
May 9	PHI 112 @ BOS 114

HOUSTON vs. UTAH (4-1)

Apr 29	UTA 96 @ HOU 110
May 2	UTA 116 @ HOU 108
May 4	HOU 113 @ UTA 92
May 6	HOU 100 @ UTA 87
May 8	UTA 102 @ HOU 112

GOLDEN STATE vs. NEW ORLEANS (4-1)

Apr 28	NOP 101 @ GS 123
May 1	NOP 116 @ GS 121
May 4	GS 100 @ NOP 119
May 6	GS 118 @ NOP 92
May 8	NOP 104 @ GS 113

CONFERENCE FINALS

BOSTON vs. CLEVELAND (Cleveland won 4-3)

May 13	CLE 83 @ BOS 108
May 15	CLE 94 @ BOS 107
May 19	BOS 86 @ CLE 108
May 21	BOS 102 @ CLE 111
May 23	CLE 83 @ BOS 96
May 25	BOS 99 @ CLE 109
May 27	CLE 87 @ BOS 79

HOUSTON vs. GOLDEN STATE (Golden State won 4-3)

May 14	GS 119 @ HOU 106
May 16	GS 105 @ HOU 127
May 20	HOU 85 @ GS 126
May 22	HOU 95 @ GS 92
May 24	GS 94 @ HOU 98
May 26	HOU 86 @ GS 115
May 28	GS 101 @ HOU 92

GOLDEN STATE vs. CLEVELAND (Golden State won 4-0)

May 31	CLE 114 @ GS 124^{OT}
June 3	CLE 103 @ GS 122
June 6	GS 110 @ CLE 102
June 8	GS 108 @ CLE 85

2018 NBA PLAYOFF INDIVIDUAL LEADERS

SCORING AVERAGE

Player, Team	G	FG	FT	PTS	AVG
James, Cle.	22	275	159	748	34.0
Davis, N.O.	9	106	53	271	30.1
Westbrook, OKC.	6	64	33	176	29.3
Durant, G.S.	21	212	137	608	29.0
Harden, Hou.	17	158	118	486	28.6
Wall,Was.	6	56	40	156	26.0
Antetokounmpo, Mil.	7	69	38	180	25.7
Curry, G.S.	15	137	45	383	25.5
McCollum, Por.	4	40	10	101	25.3
Middleton, Mil.	7	67	14	173	24.7
George, OKC.	6	49	31	148	24.7
Mitchell, Utah	11	102	39	268	24.4
Holiday, N.O.	9	88	21	213	23.7
Aldridge, S.A.	5	37	41	118	23.6
Beal, Was.	6	49	20	139	23.2
Oladipo, Ind.	7	53	30	159	22.7
DeRozan, Tor.	10	87	43	227	22.7
Embiid, Phi.	8	60	43	171	21.4
Paul, Hou.	15	118	44	317	21.1
Thompson, G.S.	21	159	27	412	19.6

3-PT FIELD GOAL PCT.

Player, Team	3FG	3FGA	PCT
Rose, Min.	7	10	.700
Scott, Was.	7	11	.636
Middleton, Mil.	25	41	.610
T. Johnson, Mia.	6	10	.600
J. Johnson, Mia.	7	13	.538
Felton, OKC.	7	14	.500
Butler, Min.	8	17	.471
Beal, Was.	21	45	.467
Tucker, Hou.	35	75	.467
Abrines, OKC.	6	13	.462

STEALS PER GAME

Player, Team	G	STL	AVG
Oladipo, Ind.	7	17	2.43
Wall, Was.	6	14	2.33
Harden, Hou.	17	38	2.24
Richardson, Mia.	5	11	2.20
Davis, N.O.	9	18	2.00
Paul, Hou.	15	30	2.00
Green, G.S.	21	41	1.95
Curry, G.S.	15	26	1.73
Smart, Bos.	15	26	1.73
T. Young, Ind.	7	12	1.71

REBOUNDS PER GAME

Player, Team	G	OFF	DEF	TOT	AVG
Davis, N.O.	9	24	97	121	13.4
Towns, Min.	5	15	52	67	13.4
Embiid, Phi.	8	23	78	101	12.6
Westbrook, OKC.	6	11	61	72	12.0
Capela, Hou.	17	61	136	197	11.6
Gobert, Utah	11	43	75	118	10.7
Green, G.S.	21	42	180	222	10.6
Valanciunas, Tor.	10	30	75	105	10.5
Love, Cle.	21	49	166	215	10.2
Antetokounmpo, Mil.	7	8	59	67	9.6
Mirotic, N.O.	9	9	77	86	9.6
Simmons, Phi.	10	16	78	94	9.4
Aldridge, S.A.	5	13	33	46	9.2
James, Cle.	22	31	169	200	9.1
Aminu, Por.	4	12	24	36	9.0
Oladipo, Ind.	7	3	55	58	8.3
Horford, Bos.	19	32	125	157	8.3
Davis, Por.	4	5	27	32	8.0
Nurkic, Por.	4	12	20	32	8.0
Durant, G.S.	21	13	150	163	7.8

MINUTES PER GAME

Player, Team	G	MIN	AVG
James, Cle.	22	922	41.9
George, OKC.	6	251	41.9
Lillard,Por.	4	162	40.6
Antetokounmpo, Mil.	7	280	40.0
Davis, N.O.	9	358	39.8
Middleton, Mil.	7	275	39.3
Westbrook, OKC.	6	235	39.2
Wall, Was.	6	234	39.1
Green, G.S.	21	818	39.0
McCollum, Por.	4	155	38.9

BLOCKS PER GAME

Player, Team	G	BLK	AVG
Davis, N.O.	9	21	2.33
Gobert, Utah	11	25	2.27
Capela, Hou.	17	36	2.12
Maker, Mil.	6	11	1.83
Embiid, Phi.	8	14	1.75
Valanciunas, Tor.	10	15	1.50
Green, G.S.	21	31	1.48
Mirotic, N.O.	9	12	1.33
Wall, Was.	6	8	1.33
Ibaka, Tor.	10	13	1.30

ASSISTS PER GAME

Player, Team	G	AST	AVG
Rondo, N.O.	9	110	12.2
Wall, Was.	6	69	11.5
James, Cle.	22	198	9.0
Lowry, Tor.	10	85	8.5
Green, G.S.	21	171	8.1
Simmons, Phi.	10	77	7.7
Westbrook, OKC.	6	45	7.5
Harden, Hou.	17	116	6.8
Holiday, N.O.	9	57	6.3
Antetokounmpo, Mil.	7	44	6.3
Oladipo, Ind.	7	42	6.0
Paul, Hou.	15	87	5.8
Teague, Min.	5	29	5.8

FIELD GOAL PCT.

Player, Team	FG	FGA	PCT
Capela, Hou.	95	144	.660
Gobert,Utah	55	84	.655
Scott, Was.	26	41	.634
Favors, Utah	42	68	.618
Turner, Ind.	33	54	.611
T. Young, Ind.	36	60	.600
Middleton, Mil.	67	112	.598
Adams, OKC.	27	46	.587
Sabonis, Ind.	36	62	.581
Antetokounmpo, Mil.	69	121	.570

FREE THROW PCT.

Player, Team	FT	FTA	PCT
Aldridge, S.A.	41	42	.976
Curry, G.S.	45	47	.957
Mahinmi, Was.	10	11	.909
Mitchell, Utah	39	43	.907
Durant, G.S.	137	152	.901
Gasol, S.A.	9	10	.900
Oubre, Was.	16	18	.889
Harden, Hou.	118	133	.887
Lillard, Por.	15	17	.882

TEAMS' STATISTICS (TOTALS)

		FIELD GOALS		3-POINT FGs		FREE THROWS		REBOUNDS			MISCELLANEOUS							
TEAM	G	MADE	ATT.	MADE	ATT.	MADE	ATT.	OFF.	DEF.	TOT.	AST	PF	DQ	STL	TO	BLK	PTS.	AVG.
G.S.	21	866	1806	235	659	352	428	192	753	945	547	414	1	165	270	122	2319	110.4
N.O.	9	386	808	89	243	129	165	71	339	410	242	174	1	73	130	45	990	110.0
Phil.	10	387	885	99	293	215	283	134	361	495	258	228	1	78	146	41	1088	108.8
Tor.	10	389	823	104	267	191	239	94	307	401	218	226	2	57	140	61	1073	107.3
Wash.	6	238	511	48	131	119	140	51	189	240	140	126	1	47	81	31	643	107.2
Port.	4	165	364	43	129	49	63	45	129	174	76	82	1	33	58	15	422	105.5
Hou.	17	632	1450	228	676	292	378	149	582	731	320	325	1	138	205	93	1784	104.9
Miami	5	183	414	54	138	97	143	48	157	205	119	146	1	44	80	32	517	103.4
Utah	11	415	912	118	329	178	259	103	392	495	223	226	1	83	171	55	1126	102.4
Milw.	7	274	548	67	180	98	139	39	231	270	154	160	3	46	92	47	713	101.9
Minn.	5	190	413	45	109	83	114	43	183	226	112	91	0	25	63	16	508	101.6
Bos.	19	692	1582	199	581	343	447	168	624	792	403	388	2	130	221	77	1926	101.4
OKC.	6	223	519	63	173	98	127	56	208	264	98	130	1	53	84	25	607	101.2
Clev.	22	811	1801	221	667	382	508	215	695	910	423	430	1	131	279	97	2225	101.1
Ind.	7	270	561	68	190	96	135	57	223	280	148	153	2	57	92	19	704	100.6
S.A.	5	173	419	42	141	96	115	42	146	188	95	102	0	38	55	15	484	96.8

OPPONENTS' STATISTICS (TOTALS)

	FIELD GOALS		3-POINT FGs		FREE THROWS		REBOUNDS			MISCELLANEOUS								
TEAM	MADE	ATT.	MADE	ATT.	MADE	ATT.	OFF.	DEF.	TOT.	AST	PF	DQ	STL	TO	BLK	PTS.	AVG.	DIFF.
Ind.	232	534	73	227	127	167	64	207	271	120	142	1	46	101	25	664	94.9	+5.7
G.S.	777	1836	214	683	341	442	217	687	904	429	408	1	157	285	76	2109	100.4	+10.0
Bos.	713	1546	175	522	312	425	161	655	816	401	406	4	113	256	106	1913	100.7	+0.7
Milw.	259	585	71	203	128	170	75	227	302	151	136	0	46	91	29	717	102.4	-0.6
Clev.	843	1805	225	649	352	454	180	701	881	493	481	4	143	260	96	2263	102.9	-1.7
Hou.	654	1405	181	474	264	352	145	596	741	363	332	1	115	238	74	1753	103.1	+1.8
Utah	417	953	129	355	187	232	93	393	486	200	230	1	103	139	61	1150	104.5	-2.2
Phil.	371	832	114	299	193	267	86	326	412	222	255	2	80	138	59	1049	104.9	+3.9
OKC.	229	505	68	189	107	156	68	213	281	120	124	0	52	91	33	633	105.5	-4.3
S.A.	198	414	47	140	85	102	52	185	237	134	99	0	30	68	25	528	105.6	-8.8
Wash.	235	497	66	161	119	149	53	190	243	133	128	1	45	85	37	655	109.2	-2.0
Minn.	196	440	75	217	85	114	45	171	216	104	88	1	34	42	31	552	110.4	-8.8
N.O.	381	832	94	287	141	178	91	330	421	230	171	2	83	124	44	997	110.8	-0.8
Tor.	418	860	94	243	187	229	81	311	392	237	203	1	73	113	48	1117	111.7	-4.4
Miami	196	437	57	157	122	159	66	184	250	133	120	0	45	80	21	571	114.2	-10.8
Port.	175	335	40	100	68	87	30	143	173	106	78	0	33	56	26	458	114.5	-9.0
AVG	393	864	108	307	176	230	94	345	439	224	213	1	75	135	49	1071	104.4	---
TOTAL	6294	13816	1723	4906	2818	3683	1507	5519	7026	3576	3401	19	1198	2167	791		17129	

TEAMS' STATISTICS (PER GAME)

		FIELD GOALS			3-POINT FGs			FREE THROWS			REBOUNDS			MISCELLANEOUS						
TEAM	G	MADE	ATT.	PCT.	MADE	ATT.	PCT.	MADE	ATT.	PCT.	OFF.	DEF.	TOT.	AST	PF	DQ	STL	TO	BLK	PTS.
Bos.	19	36.42	83.26	.437	10.47	30.58	.343	18.05	23.53	.767	8.84	32.84	41.68	21.21	20.42	0.11	6.84	11.63	4.05	101.4
Clev.	22	36.86	81.86	.450	10.05	30.32	.331	17.36	23.09	.752	9.77	31.59	41.36	19.23	19.55	0.05	5.95	12.68	4.41	101.1
G.S.	21	41.24	86.00	.480	11.19	31.38	.357	16.76	20.38	.822	9.14	35.86	45.00	26.05	19.71	0.05	7.86	12.86	5.81	110.4
Hou.	17	37.18	85.29	.436	13.41	39.76	.337	17.18	22.24	.772	8.76	34.24	43.00	18.82	19.12	0.06	8.12	12.06	5.47	104.9
Ind.	7	38.57	80.14	.481	9.71	27.14	.358	13.71	19.29	.711	8.14	31.86	40.00	21.14	21.86	0.29	8.14	13.14	2.71	100.6
Miami	5	36.60	82.80	.442	10.80	27.60	.391	19.40	28.60	.678	9.60	31.40	41.00	23.80	29.20	0.20	8.80	16.00	6.40	103.4
Milw.	7	39.14	78.29	.500	9.57	25.71	.372	14.00	19.86	.705	5.57	33.00	38.57	22.00	22.86	0.43	6.57	13.14	6.71	101.9
Minn.	5	38.00	82.60	.460	9.00	21.80	.413	16.60	22.80	.728	8.60	36.60	45.20	22.40	18.20	0.00	5.00	12.60	3.20	101.6
N.O.	9	42.89	89.78	.478	9.89	27.00	.366	14.33	18.33	.782	7.89	37.67	45.56	26.89	19.33	0.11	8.11	14.44	5.00	110.0
OKC.	6	37.17	86.50	.430	10.50	28.83	.364	16.33	21.17	.772	9.33	34.67	44.00	16.33	21.67	0.17	8.83	14.00	4.17	101.2
Phil.	10	38.70	88.50	.437	9.90	29.30	.338	21.50	28.30	.760	13.40	36.10	49.50	25.80	22.80	0.10	7.80	14.60	4.10	108.8
Port.	4	41.25	91.00	.453	10.75	32.25	.333	12.25	15.75	.778	11.25	32.25	43.50	19.00	20.50	0.25	8.25	14.50	3.75	105.5
S.A.	5	34.60	83.80	.413	8.40	28.20	.298	19.20	23.00	.835	8.40	29.20	37.60	19.00	20.40	0.00	7.60	11.00	3.00	96.8
Tor.	10	38.90	82.30	.473	10.40	26.70	.390	19.10	23.90	.799	9.40	30.70	40.10	21.80	22.60	0.20	5.70	14.00	6.10	107.3
Utah	11	37.73	82.91	.455	10.73	29.91	.359	16.18	23.55	.687	9.36	35.64	45.00	20.27	20.55	0.09	7.55	15.55	5.00	102.4
Wash.	6	39.67	85.17	.466	8.00	21.83	.366	19.83	23.33	.850	8.50	31.50	40.00	23.33	21.00	0.17	7.83	13.50	5.17	107.2

OPPONENTS' STATISTICS (PER GAME)

		FIELD GOALS			3-POINT FGs			FREE THROWS			REBOUNDS			MISCELLANEOUS						
TEAM	G	MADE	ATT.	PCT.	MADE	ATT.	PCT.	MADE	ATT.	PCT.	OFF.	DEF.	TOT.	AST	PF	DQ	STL	TO	BLK	PTS.
Bos.	19	37.53	81.37	.461	9.21	27.47	.335	16.42	22.37	.734	8.47	34.47	42.95	21.11	21.37	0.21	5.95	13.47	5.58	100.7
Clev.	22	38.32	82.05	.467	10.23	29.50	.347	16.00	20.64	.775	8.18	31.86	40.05	22.41	21.86	0.18	6.50	11.82	4.36	102.9
G.S.	21	37.00	87.43	.423	10.19	32.52	.313	16.24	21.05	.771	10.33	32.71	43.05	20.43	19.43	0.05	7.48	13.57	3.62	100.4
Hou.	17	38.47	82.65	.465	10.65	27.88	.382	15.53	20.71	.750	8.53	35.06	43.59	21.35	19.53	0.06	6.76	14.00	4.35	103.1
Ind.	7	33.14	76.29	.434	10.43	32.43	.322	18.14	23.86	.760	9.14	29.57	38.71	17.14	20.29	0.14	6.57	14.43	3.57	94.9
Miami	5	39.20	87.40	.449	11.40	31.40	.363	24.40	31.80	.767	13.20	36.80	50.00	26.60	24.00	0.00	9.00	16.00	4.20	114.2
Milw.	7	37.00	83.57	.443	10.14	29.00	.350	18.29	24.29	.753	10.71	32.43	43.14	21.57	19.43	0.00	6.57	13.00	4.14	102.4
Minn.	5	39.20	88.00	.445	15.00	43.40	.346	17.00	22.80	.746	9.00	34.20	43.20	20.80	17.60	0.20	6.80	8.40	6.20	110.4
N.O.	9	42.33	92.44	.458	10.44	31.89	.328	15.67	19.78	.792	10.11	36.67	46.78	25.56	19.00	0.22	9.22	13.78	4.89	110.8
OKC.	6	38.17	84.17	.453	11.33	31.50	.360	17.83	26.00	.686	11.33	35.50	46.83	20.00	20.67	0.00	8.67	15.17	5.50	105.5
Phil.	10	37.10	83.20	.446	11.40	29.90	.381	19.30	26.70	.723	8.60	32.60	41.20	22.20	25.50	0.20	8.00	13.80	5.90	104.9
Port.	4	43.75	83.75	.522	10.00	25.00	.400	17.00	21.75	.782	7.50	35.75	43.25	26.50	19.50	0.00	8.25	14.00	6.50	114.5
S.A.	5	39.60	82.80	.478	9.40	28.00	.336	17.00	20.40	.833	10.40	37.00	47.40	26.80	19.80	0.00	6.00	13.60	5.00	105.6
Tor.	10	41.80	86.00	.486	9.40	24.30	.387	18.70	22.90	.817	8.10	31.10	39.20	23.70	20.30	0.10	7.30	11.30	4.80	111.7
Utah	11	37.91	86.64	.438	11.73	32.27	.363	17.00	21.09	.806	8.45	35.73	44.18	18.18	20.91	0.09	9.36	12.64	5.55	104.5
Wash.	6	39.17	82.83	.473	11.00	26.83	.410	19.83	24.83	.799	8.83	31.67	40.50	22.17	21.33	0.17	7.50	14.17	6.17	109.2
ONE TEAM		38.38	84.24	.456	10.51	29.91	.351	17.18	22.46	.765	9.19	33.65	42.84	21.80	20.74	0.12	7.30	13.21	4.82	104.4
BOTH TEAMS		76.76	168.49	.456	21.01	59.83	.351	34.37	44.91	.765	18.38	67.30	85.68	43.61	41.48	0.23	14.61	26.43	9.65	

SACRAMENTO KINGS

RECORDS

SACRAMENTO-ERA RECORDS

SACRAMENTO INDIVIDUAL RECORDS
(Game records from Sacramento-era contests only — since 1985-86)

MOST POINTS				
Game (+ 2OT)	56	DeMarcus Cousins	vs. Charlotte	Jan. 25, 2016
Game	48	Kevin Martin	vs. Minnesota	Mar. 7, 2008
Half (2nd)	32	Wayman Tisdale	at Detroit	Mar. 6, 1990
Quarter (4th)	25	Mitch Richmond	at Houston	Dec. 15, 1995
Overtime	12	Peja Stojakovic	vs. New York	Mar. 27, 2001

MOST FIELD GOALS MADE				
Game (+ 1OT)	24	Chris Webber	vs. Indiana	Jan. 5, 2001
Game	19	Wayman Tisdale	vs. LA Clippers	Mar. 23, 1993
Game	19	Wayman Tisdale	at Detroit	Mar. 6, 1990
Half (2nd)	15	Wayman Tisdale	at Detroit	Mar. 6, 1990
Quarter	9	several times		
Overtime	4	three times		

MOST FIELD GOALS ATTEMPTED				
Game (+ 1OT)	47	Chris Webber	vs. Indiana	Jan. 5, 2001
Game	37	Chris Webber	vs. Portland	Feb. 20, 2000
Half (2nd)	23	Chris Webber	vs. Indiana	Jan. 5, 2001
Half (2nd)	23	Mitch Richmond	vs. LA Clippers	Apr. 8, 1995
Quarter (4th)	14	Mitch Richmond	vs. LA Clippers	Apr. 8, 1995
Overtime	6	several times		

MOST FREE THROWS MADE				
Game (+ 1OT)	23	Kevin Martin	at. Golden State	Apr. 1, 2009
Game	22	Kevin Martin	vs. Minnesota	Mar. 7, 2008
Half (2nd)	15	Kevin Martin	vs. Minnesota	Mar. 7, 2008
Half (2nd)	15	Reggie Theus	at Utah	Jan. 31, 1986
Quarter (4th)	13	Mitch Richmond	vs. Detroit	Jan. 22, 1997
Overtime	7	Danny Ainge	vs. Boston	Dec. 27, 1989

MOST FREE THROWS ATTEMPTED				
Game (+ 1OT)	26	Kevin Martin	at Golden State	Apr. 1, 2009
Game	24	Kevin Martin	vs. Minnesota	Mar. 7, 2008
Half (2nd)	18	Reggie Theus	at Utah	Jan. 31, 1986
Quarter (4th)	14	Mitch Richmond	vs. Phoenix	Apr. 17, 1996
Overtime	8	Brian Grant	vs. Cleveland	Mar. 31, 1996

MOST REBOUNDS				
Game (+ 1OT)	26	Chris Webber	vs. Indiana	Jan. 5, 2001
Game	22	Chris Webber	vs. New Jersey	Nov. 23, 1999
Game	22	LaSalle Thompson	at LA Clippers	Nov. 16, 1988
Half (1st)	15	DeMarcus Cousins	at Philadelphia	Mar. 13, 2015
Half (1st)	15	Scot Pollard	at Dallas	Nov. 29, 2001
Half (2nd)	15	LaSalle Thompson	at Indiana	Jan. 8, 1986
Quarter (3rd)	11	Vlade Divac	vs. Atlanta	Feb. 20, 2001
Quarter (3rd)	11	Michael Stewart	vs. Portland	Dec. 16, 1997
Overtime	5	Otis Thorpe	vs. Golden State	Apr. 11, 1987

MOST OFFENSIVE REBOUNDS				
Game	14	Olden Polynice	at Milwaukee	Mar. 11, 1994
Half	10	DeMarcus Cousins	vs. Indiana	Jan. 18, 2012
Quarter (3rd)	7	Vlade Divac	vs. Atlanta	Feb. 20, 2001
Overtime	4	Otis Thorpe	vs. Golden State	Apr. 11, 1987

MOST DEFENSIVE REBOUNDS				
Game	19	DeMarcus Cousins	vs. Denver	Feb. 19, 2016
Game	18	Brad Miller	vs. Charlotte	Jan. 30, 2008
Half (2nd)	14	DeMarcus Cousins	vs. New Orleans	Apr. 3, 2015
Quarter (4th)	9	Chris Webber	vs. New Jersey	Nov. 23, 1999
Overtime	4	Chris Webber	at Orlando	Mar. 13, 2001
Overtime	4	Chris Webber	at Golden State	Nov. 10, 2000

MOST ASSISTS				
Game (+ 1OT)	20	Rajon Rondo	vs. Charlotte	Jan. 25, 2016
Game (+ 2OT)	20	Rajon Rondo	at Charlotte	Nov. 23, 2015
Game	19	Rajon Rondo	at Oklahoma City	Jan. 4, 2016
Half (2nd)	13	Rajon Rondo	at Oklahoma City	Jan. 4, 2016
Half (1st)	13	Mike Bibby	at Portland	Nov. 13, 2003
Half (2nd)	13	Reggie Theus	at Seattle	Feb. 25, 1986
Quarter (1st)	10	Kenny Smith	vs. Portland	Feb. 11, 1988
Overtime	3	three times		

SACRAMENTO-ERA RECORDS

MOST THREE-POINT FIELD GOALS MADE				
Game	9	Omri Casspi	at Golden State	Dec. 28, 2015
Game	9	Mike Bibby	vs. Phoenix	Mar. 25, 2007
Half (1st)	7	Omri Casspi	at Golden State	Dec. 28, 2015
Quarter (2nd)	6	Omri Casspi	at Golden State	Dec. 28, 2015
Overtime	3	Mahmoud Abdul-Rauf	at Golden State	Apr. 19, 1997

MOST THREE-POINT FIELD GOALS ATTEMPTED				
Game	15	Nick Anderson	vs. Detroit	Mar. 24, 2000
Half (2nd)	12	Jason Williams	vs. Minnesota	Apr. 23, 1999
Quarter (3rd)	8	Jason Williams	vs. Minnesota	Apr. 23, 1999
Overtime	3	several times		

MOST PERSONAL FOULS				
Game	6	several times		
Half	6	several times		
Quarter (4th)	6	Duane Causwell	vs. Minnesota	Jan. 23, 1993
Overtime	3	several times		

MOST STEALS				
Game	8	Doug Christie	at San Antonio	Dec. 8, 2002
Game	8	Chris Webber	vs. Utah	Mar. 11, 2001
Game	8	Danny Ainge	vs. LA Clippers	Apr. 22, 1989
Half	6	three times		
Quarter (3rd)	6	Randy Brown	at Milwaukee	Jan. 11, 1992
Overtime	3	Doug Christie	vs. LA Clippers	Feb. 27, 2001

MOST BLOCKED SHOTS				
Game	9	Chris Webber	vs. Vancouver	Feb. 7, 1999
Game	9	Michael Stewart	vs. LA Clippers	Jan. 6, 1998
Game	9	Duane Causwell	vs. Denver	Apr. 18, 1991
Half (2nd)	8	Michael Stewart	vs. LA Clippers	Jan. 6, 1998
Quarter (3rd)	6	Michael Stewart	vs. LA Clippers	Jan. 6, 1998
Quarter (3rd)	6	Duane Causwell	vs. Denver	Apr. 18, 1991
Overtime	2	Ed Pinckney	vs. Philadelphia	Nov. 28, 1987

MOST TURNOVERS				
Game (+ 1 OT)	11	Mitch Richmond	at Golden State	Dec. 13, 1997
Game	10	Wayman Tisdale	at Denver	Nov. 8, 1989
Half (2nd)	8	Mitch Richmond	at Golden State	Dec. 13, 1997
Quarter (4th)	6	Mitch Richmond	at Golden State	Dec. 13, 1997
Overtime	2	several times		

SACRAMENTO TEAM RECORDS

MOST POINTS			
Game	154	vs. Philadelphia	Jan. 2, 1993
Half (2nd)	84	vs. Philadelphia	Jan. 2, 1993
Quarter	46	several times	
Overtime	24	vs. Utah	Mar. 17, 1990

MOST FIELD GOALS MADE			
Game	61	vs. Philadelphia	Jan. 2, 1993
Half (1st)	35	vs. San Antonio	Mar. 11, 1986
Quarter	19	several times	
Overtime	6	several times	

MOST FIELD GOALS ATTEMPTED			
Game	111	at Golden State	Apr. 21, 1993
Half (1st)	61	at Houston	Mar. 3, 2010
Quarter (4th)	36	vs. LA Clippers	Mar. 29, 1986
Overtime	14	vs. Indiana	Jan. 5, 2001
Overtime	14	vs. Golden State	Apr. 11, 1987

MOST FREE THROWS MADE			
Game	44	vs. Golden State	Apr. 10, 1988
Half (2nd)	30	at Detroit	Dec. 7, 1985
Quarter (4th)	22	vs. Utah	Feb. 18, 1994
Overtime	14	vs. Utah	Mar. 17, 1990

MOST FREE THROWS ATTEMPTED			
Game (+ 1OT)	58	vs. LA Lakers	Jan. 4, 2007
Game	57	vs. Utah	Apr. 20, 1997
Half (2nd)	40	at Detroit	Dec. 7, 1985
Quarter (4th)	27	vs. Utah	Feb. 18, 1994
Quarter (4th)	27	vs. Indiana	Nov. 19, 1988
Overtime	16	at Golden State	Nov. 10, 2000

SACRAMENTO-ERA RECORDS

MOST REBOUNDS

Game	68	vs. Golden State	Jan. 26, 2010
Half (2nd)	40	vs. Washington	Feb. 14, 1987
Quarter (2nd)	25	vs. Golden State	Mar. 5, 1989
Overtime	9	several times	

MOST OFFENSIVE REBOUNDS

Game	32	vs. Portland	Jan. 25, 1986
Half (2nd)	22	vs. Portland	Jan. 25, 1986
Quarter (3rd)	15	vs. LA Clippers	Mar. 29, 1986
Overtime	7	at Golden State	Apr. 3, 1992

MOST DEFENSIVE REBOUNDS

Game	49	vs. Golden State	Jan. 26, 2010
Half (2nd)	28	vs. Washington	Feb. 14, 1987
Quarter (3rd)	18	vs. Washington	Feb. 14, 1987
Overtime	7	vs. Memphis	Nov. 2, 2009
Overtime	7	at Charlotte	Feb. 22, 2008

MOST ASSISTS

Game	42	vs. Boston	Dec. 28, 1996
Game	42	vs. San Antonio	Mar. 11, 1986
Half (1st)	26	vs. San Antonio	Mar. 11, 1986
Quarter (4th)	16	at Portland	Jan. 26, 1986
Overtime	5	at Seattle	Feb. 17, 1999
Overtime	5	vs. Golden State	Mar. 31, 1992

MOST THREE-POINT FIELD GOALS MADE

Game	18	vs. Atlanta	Feb. 10, 2017
Game	16	vs. Golden State	Feb. 9, 1989
Half (1st)	12	vs. Chicago	Nov. 23, 2003
Quarter (3rd)	7	three times	
Overtime	3	at Golden State	Apr. 19, 1997

MOST THREE-POINT FIELD GOALS ATTEMPTED

Game	37	at Milwaukee	Jan. 26, 2000
Half (1st)	22	at Houston	Apr. 13, 2016
Quarter (4th)	16	vs. LA Clippers	Mar. 30, 2007
Overtime	6	vs. Portland	Jan. 6, 2007

MOST PERSONAL FOULS

Game	41	at Golden State	Nov. 17, 1990
Half (2nd)	26	at Golden State	Jan. 26, 1996
Quarter (2nd)	15	at San Antonio	Dec. 16, 1995
Overtime	8	vs. LA Lakers	Jan. 4, 2007

MOST DISQUALIFICATIONS

—Game	3	several times

MOST STEALS

Game	22	vs. Philadelphia	Jan. 2, 1993
Half (1st)	13	vs. Philadelphia	Jan. 2, 1993
Quarter (2nd)	8	at Oklahoma City	Nov. 9, 2014
Quarter (3rd)	8	vs. Houston	Nov. 2, 1997
Quarter (2nd)	8	vs. LA Clippers	Nov. 5, 1995
Overtime	4	vs. LA Lakers	Apr. 10, 2001

MOST BLOCKED SHOTS

Game	17	vs. LA Clippers	Jan. 6, 1998
Half (1st)	11	vs. Orlando	Apr. 11, 1991
Quarter (3rd)	8	vs. Chicago	Nov. 27, 2010
Quarter (3rd)	8	vs. Denver	Apr. 18, 1991
Overtime	2	three times	

MOST TURNOVERS

Game	34	at LA Clippers	Dec. 4, 1987
Half (2nd)	20	at Denver	Nov. 8, 1989
Quarter (4th)	16	at Denver	Nov. 8, 1989
Overtime	5	vs. Golden State	Mar. 31, 1992

HIGHEST FIELD GOAL PERCENTAGE

Game	.654 (51-78)	vs. Houston	Mar. 20, 2001

HIGHEST FREE THROW PERCENTAGE

Game	1.000	several times

OPPONENT INDIVIDUAL RECORDS

MOST POINTS

Game (+ 1OT)	53	Tony Delk	vs. Phoenix	Jan. 2, 2001
Game	52	Klay Thompson	at Golden State	Jan. 23, 2015
Half (2nd)	39	Klay Thompson	at Golden State	Jan. 23, 2015
Quarter (3rd)	*37	Klay Thompson	at Golden State	Jan. 23, 2015
Overtime	12	Derek Anderson	vs. Portland	Jan. 20, 2004
Overtime	12	Steve Nash	vs. Dallas	Mar. 16, 2003

MOST FIELD GOALS MADE

Game (+ 1OT)	20	Tony Delk	vs. Phoenix	Jan. 2, 2001
Game	20	Allen Iverson	at Philadelphia	Feb. 6, 2000
Game	20	Dale Ellis	at Seattle	Jan. 5, 1989
Game	20	Dominique Wilkins	at Atlanta	Feb. 16, 1988
Half (2nd)	14	Dominique Wilkins	at Atlanta	Feb. 16, 1988
Quarter (3rd)	+13	Klay Thompson	at Golden State	Jan. 23, 2015
Overtime	4	several times		

MOST FIELD GOALS ATTEMPTED

Game	40	Allen Iverson	at Philadelphia	Feb. 6, 2000
Half (2nd)	23	Larry Hughes	vs. Golden State	Apr. 13, 2000
Quarter (2nd)	14	LaMarcus Aldridge	vs. Portland	Mar. 2, 2011
Quarter (3rd)	14	Larry Hughes	vs. Golden State	Apr. 13, 2000
Quarter (4th)	14	Alex English	vs. Denver	Mar. 18, 1986
Overtime	7	Dwyane Wade	vs. Miami	Dec. 7, 2006
Overtime	7	Kobe Bryant	vs. LA Lakers	Jan. 19, 2006

MOST FREE THROWS MADE

Game (+ 1OT)	20	Russell Westbrook	vs. Oklahoma City	Feb. 1, 2009
Game	18	Christian Laettner	at Minnesota	Feb. 18, 1993
Half (2nd)	17	Adrian Dantley	at Detroit	Dec. 10, 1986
Quarter (4th)	14	Adrian Dantley	at Detroit	Dec. 10, 1986
Overtime	7	Monta Ellis	vs. Golden State	Dec. 21, 2010

MOST FREE THROWS ATTEMPTED

Game (+ 1OT)	24	Dwyane Wade	vs. Miami	Jan. 9, 2009
Game	20	Tracy McGrady	at Orlando	Nov. 9, 2001
Game	20	Christian Laettner	at Minnesota	Feb. 18, 1993
Half (2nd)	19	Adrian Dantley	at Detroit	Dec. 10, 1986
Quarter (4th)	15	Adrian Dantley	at Detroit	Dec. 10, 1986
Overtime	8	Monta Ellis	vs. Golden State	Dec. 21, 2010

MOST REBOUNDS

Game	31	Dennis Rodman	vs. Detroit	Mar. 14, 1992
Half (1st)	20	Lorenzen Wright	at LA Clippers	Mar. 11, 1999
Quarter (1st)	13	Lorenzen Wright	at LA Clippers	Mar. 11, 1999
Overtime	7	Brian Grant	vs. Portland	Mar. 3, 1999

MOST OFFENSIVE REBOUNDS

Game	13	Clifford Rozier	at Golden State	Apr. 20, 1995
Half (1st)	10	Will Perdue	vs. San Antonio	Apr. 14, 1997
Half (1st)	10	David Robinson	vs. San Antonio	Dec. 3, 1991
Quarter (1st)	10	Moses Malone	at Milwaukee	Jan. 11, 1992
Overtime	4	Mark Madsen	at Minnesota	Nov. 5, 2003

MOST DEFENSIVE REBOUNDS

Game (+ 1OT)	23	Kevin Garnett	vs. Minnesota	Dec. 5, 2003
Game	22	Kevin Garnett	at Minnesota	Feb. 19, 2004
Game	22	Ervin Johnson	at Denver	Dec. 18, 1996
Game	22	Dennis Rodman	vs. Detroit	Mar. 14, 1992
Half (1st)	16	Lorenzen Wright	at LA Clippers	Mar. 11, 1999
Quarter (3rd)	11	Kwame Brown	vs. Charlotte	Jan. 25, 2011
Overtime	4	several times		

MOST ASSISTS

Game	21	Sherman Douglas	at Boston	Dec. 8, 1993
Game	21	Nate McMillan	at Seattle	Mar. 31, 1987
Half (1st)	15	Magic Johnson	at LA Lakers	Feb. 4, 1987
Quarter (1st)	11	Baron Davis	at Golden State	Nov. 16, 2006
Overtime	5	John Stockton	at Utah	Feb. 15, 1999

MOST THREE-POINT FIELD GOALS MADE

Game	11	Klay Thompson	at Golden State	Jan. 23, 2015
Game	11	J.R. Smith	at Denver	Apr. 13, 2009
Half (2nd)	9	Klay Thompson	at Golden State	Jan. 23, 2015
Quarter (3rd)	*9	Klay Thompson	at Golden State	Jan. 23, 2015
Overtime	3	Zydrunas Ilgauskas	vs. Cleveland	Dec. 23, 2009

SACRAMENTO-ERA RECORDS

MOST THREE-POINT FIELD GOALS ATTEMPTED

Game	18	J.R. Smith	at Denver	Apr. 13, 2009
Half (2nd)	11	J.R. Smith	at Denver	Apr. 13, 2009
Quarter (3rd)	9	Klay Thompson	at Golden State	Jan. 23, 2015
Overtime	5	Kobe Bryant	vs. LA Lakers	Jan. 19, 2006

MOST PERSONAL FOULS

Game	6	several times		
Half (2nd)	6	Rashard Lewis	vs. Orlando	Jan. 8, 2008
Half (2nd)	6	Kyle Korver	at Philadelphia	Dec. 14, 2007
Half (2nd)	6	Bryant Reeves	at Vancouver	Mar. 2, 1999
Half (2nd)	6	Ben McDonald	vs. Golden State	Jan. 20, 1987
Quarter	5	several times		
Overtime	4	Nate Robinson	vs. New York	Nov. 16, 2007

MOST STEALS

Game	10	Clyde Drexler	at Houston	Nov. 1, 1996
Half (2nd)	8	Clyde Drexler	at Houston	Nov. 1, 1996
Quarter	5	three times		
Overtime	2	several times		

MOST BLOCKED SHOTS

Game	11	David Robinson	at San Antonio	Dec. 28, 1990
Half	7	three times		
Quarter (3rd)	7	Manute Bol	vs. Philadelphia	Feb. 14, 1991
Quarter (4th)	7	Hakeem Olajuwon	vs. Houston	Jan. 19, 1988
Overtime	3	Elton Brand	at Philadelphia	Mar. 27, 2011

MOST TURNOVERS

Game	10(3)	James Harden	vs. Houston	Apr. 10, 2017
Half (1st)	8	Devin Booker	vs. Phoenix	Mar. 25, 2016
Half (1st)	8	Damon Stoudamire	vs. Toronto	Jan. 30, 1996
Half (2nd)	8	Ron Harper	vs. LA Clippers	Dec. 12, 1993
Quarter (4th)	7	Shaquille O'Neal	at LA Lakers	Apr. 14, 2000
Overtime	3	Michael Jordan	vs. Chicago	Mar. 23, 1986

* NBA record + ties NBA record

OPPONENT TEAM RECORDS

MOST POINTS

Game	155	at Golden State	Mar. 4, 1989
Half (1st)	88	at Golden State	Nov. 2, 1991
Quarter (3rd)	57	at Golden State	Mar. 4, 1989
Overtime (2nd)	19	at LA Clippers	Mar. 5, 2008
Overtime	19	at New Orleans	Jan. 8, 2005
Overtime	19	vs. Houston	Mar. 4, 1987

MOST FIELD GOALS MADE

Game	60	at Denver	Dec. 2, 1987
Half (2nd)	35	vs. Golden State	Jan. 21, 1989
Quarter (1st)	21	at Golden State	Nov. 2, 1991
Quarter (3rd)	21	vs. Golden State	Jan. 21, 1989
Overtime	8	at Golden State	Apr. 3, 1992

MOST FIELD GOALS ATTEMPTED

Game	118	vs. Portland	Apr. 18, 1989
Game (+ 1OT)	118	vs. Philadelphia	Nov. 28, 1987
Half (2nd)	63	at LA Clippers	Apr. 2, 1987
Quarter (1st)	36	vs. Portland	Apr. 18, 1989
Overtime	16	at Minnesota	Nov. 5, 2003

MOST FREE THROWS MADE

Game	46	at Milwaukee	Feb. 1, 1991
Half (2nd)	33	at Golden State	Jan. 26, 1996
Quarter (4th)	20	at Utah	Feb. 3, 2006
Quarter (4th)	20	at Milwaukee	Feb. 1, 1991
Quarter (4th)	20	at Dallas	Nov. 2, 1985
Overtime	12	vs. Seattle	Apr. 19, 1990

MOST FREE THROWS ATTEMPTED

Game	58	at Golden State	Jan. 26, 1996
Game	58	at Milwaukee	Feb. 1, 1991
Half (2nd)	43	at Golden State	Jan. 26, 1996
Quarter (4th)	25	at Miami	Mar. 6, 2004
Quarter (4th)	25	vs. Orlando	Feb. 1, 1993
Quarter (4th)	25	at Milwaukee	Feb. 1, 1991
Overtime	14	at Golden State	Dec. 13, 1997
Overtime	14	vs. Seattle	Apr. 19, 1990

SACRAMENTO-ERA RECORDS

MOST REBOUNDS

Game	66	vs. Portland	Apr.23, 1993
Game	66	at Dallas	Nov.12, 1988
Half (1st)	40	at Denver	Nov. 8, 1989
Quarter (2nd)	23	at Denver	Nov. 8, 1989
Overtime	10	three times	

MOST OFFENSIVE REBOUNDS

Game	30	vs. Portland	Apr.23, 1993
Game	30	vs. Portland	Apr.18, 1989
Half	19	several times	
Quarter (3rd)	15	at Washington	Jan.12, 1987
Overtime	7	at Minnesota	Nov. 5, 2003
Overtime	7	at Utah	Mar. 7, 2003

MOST DEFENSIVE REBOUNDS

Game	49(2)	at Houston	Jan.31, 2017
Half (1st)	27(2)	at Houston	Jan.31, 2017
Quarter (1st)	17	at Dallas	Nov.12, 1988
Overtime	7	vs. LA Lakers	Apr.13, 2011
Overtime	7	vs. Cleveland	Dec.23, 2009
Overtime	7	vs. Portland	Mar. 3, 1999

MOST ASSISTS

Game	47	at Denver	Dec. 2, 1987
Half (1st)	25	vs. Atlanta	Mar. 9, 2015
Half (2nd)	25	at LA Clippers	Mar.15, 1992
Half (1st)	25	at Indiana	Feb.19, 1992
Quarter (3rd)	17	at Boston	Feb. 4, 1990
Overtime	6	at Golden State	Apr. 3, 1992
Overtime	6	vs. Golden State	Mar.31, 1992

MOST THREE-POINT FIELD GOALS MADE

Game	23	vs. Orlando (NBA record)	Jan.13, 2009
Half (2nd)	13	vs. Charlotte	Jan.25, 2016
Half (1st)	13	vs. Orlando	Jan.13, 2009
Quarter (3rd)	9	at Golden State	Jan.23, 2015
Overtime	4	at New Orleans	Jan. 8, 2005
Overtime	4	vs. Charlotte	Mar.29, 1996

MOST THREE-POINT FIELD GOALS ATTEMPTED

Game	50	vs. Houston	Nov.25, 2016
Half (1st)	28	vs. Houston	Nov.25, 2016
Quarter (1st)	17	vs. Houston	Nov.25, 2016
Overtime	8	vs. LA Lakers	Jan.19, 2006
Overtime	8	at Indiana	Dec.11, 2004

MOST PERSONAL FOULS

Game (+ 1OT)	42	vs. LA Lakers	Jan. 4, 2007
Game	40	vs. Seattle	Nov. 9, 1985
Half (2nd)	25	vs. Golden State	Dec. 7, 1997
Quarter (4th)	15	vs. Golden State	Dec. 7, 1997
Overtime	10	vs. Utah	Mar.17, 1990

MOST DISQUALIFICATIONS

Game	3	several times	

MOST STEALS

Game	23	vs. Seattle	Feb.26, 1993
Half	13	several times	
Quarter (4th)	10	at LA Clippers	Apr. 7, 2012
Overtime	3	at Golden State	Jan.21, 2011
Overtime (2nd)	3	vs. New York	Nov.16, 2007

MOST BLOCKED SHOTS

Game	17	Oklahoma City vs. Kings	Feb. 9, 2012
Game	17	at LA Clippers	Feb.23, 1993
Half	10	three times	
Quarter (4th)	9	vs. Atlanta	Feb.20, 2008
Overtime	3	at Philadelphia	Mar.27, 2011
Overtime	3	vs. Indiana	Jan. 5, 2001

MOST TURNOVERS

Game	32	vs. Phoenix	Apr. 5, 1986
Half (2nd)	19	vs. Indiana	Nov. 6, 1991

Half (2nd)	19	vs. San Antonio	Jan.29, 1987
Quarter (1st)	13	at Portland	Jan. 8, 1988
Quarter (4th)	13	vs. San Antonio	Jan.29, 1987
Overtime	5	at Utah	Feb.13, 2001

HIGHEST FIELD GOAL PERCENTAGE

Game	.667 (54-81)	at Milwaukee	Dec.15, 1985

DID YOU KNOW ... Sacramento made its first 14 field-goal attempts to open the game versus Houston on March 20, 2001. The Kings shot .895 (17-of-19) from the field in the first quarter and finished the game shooting a Sacramento-era record .654 (51-of-78).

KINGS-ROYALS INDIVIDUAL RECORDS

(Records set over 59-year franchise history)

MOST POINTS

Game	59	Jack Twyman	vs. Minneapolis	Jan. 15, 1960
Half (2nd)	34	Jack Twyman	vs. Minneapolis	Jan. 15, 1960
Quarter (4th)	25	Mitch Richmond	at Houston	Dec. 15, 1995

MOST FIELD GOALS MADE

Game (+ 1OT)	24	Chris Webber	vs. Indiana	Jan. 5, 2001
Game	22	Mike Woodson	vs. Houston	Feb. 20, 1983
Game	22	Nate Archibald	vs. Houston	Feb. 13, 1973
Half (2nd)	15	Wayman Tisdale	at Detroit	Mar. 6, 1990
Quarter	9	several times		

MOST FIELD GOALS ATTEMPTED

Game (+ 1OT)	47	Chris Webber	vs. Indiana	Jan. 5, 2001
Game (+ 1OT)	47	Jack Twyman	vs. St. Louis	Feb. 28, 1959
Game	44	Jack Twyman	vs. Minneapolis	Jan. 15, 1960
Half	23	three times		
Quarter (2nd)	15	Jack Twyman	vs. St. Louis	Feb. 28, 1959

MOST FREE THROWS MADE

Game (+ 1OT)	23	Kevin Martin	at Golden State	Apr. 1, 2009
Game	23	Nate Archibald	vs. Portland	Jan. 21, 1975
Game (+ 1OT)	23	Nate Archibald	vs. Detroit	Feb. 5, 1972
Half (2nd)	19	Oscar Robertson	at Baltimore	Dec. 27, 1964
Quarter (4th)	13	Mitch Richmond	vs. Detroit	Jan. 22, 1997
Quarter (4th)	13	Oscar Robertson	at Baltimore	Dec. 27, 1964

MOST FREE THROWS ATTEMPTED

Game (+ 1OT)	26	Kevin Martin	at Golden State	Apr. 1, 2009
Game	26	Oscar Robertson	at Baltimore	Dec. 27, 1964
Half (2nd)	22	Oscar Robertson	at Baltimore	Dec. 27, 1964
Quarter (4th)	16	Oscar Robertson	at Baltimore	Dec. 27, 1964*

MOST REBOUNDS

Game	40	Jerry Lucas	at Philadelphia	Feb. 29, 1964
Half (2nd)	27	Jerry Lucas	vs. San Francisco	Jan. 28, 1969
Quarter	14	three times		

MOST OFFENSIVE REBOUNDS (not an official NBA statistic until 1973-74)

Game	14	Olden Polynice	at Milwaukee	Mar. 11, 1994
Half (1st)	10	DeMarcus Cousins	vs. Indiana	Jan. 18, 2012
Quarter	7	Vlade Divac	vs. Atlanta	Feb. 20, 2001

MOST DEFENSIVE REBOUNDS (not an official NBA statistic until 1973-74)

Game	19	DeMarcus Cousins	vs. Denver	Feb. 19, 2016
Game	19	Sam Lacey	vs. Milwaukee	Oct. 30, 1974
Half (2nd)	12	Chris Webber	vs. New Jersey	Nov. 23, 1999
Quarter (4th)	9	Chris Webber	vs. New Jersey	Nov. 23, 1999

MOST ASSISTS

Game	22	Phil Ford	vs. Milwaukee	Feb. 21, 1979
Game	22	Oscar Robertson	vs. Syracuse	Oct. 29, 1961
Game (+ 1OT)	22	Oscar Robertson	vs. New York	Mar. 5, 1966
Half	14	Oscar Robertson	three times	
Quarter (1st)	10	Kenny Smith	vs. Portland	Feb. 11, 1988

MOST THREE-POINT FIELD GOALS MADE (not an official NBA statistic until 1979-80)

Game	9	Omri Casspi	at Golden State	Dec. 28, 2015—
Game	9	Mike Bibby	vs. Phoenix	Mar. 25, 2007
Half (1st)	7	Omri Casspi	at Golden State	Dec. 28, 2015
Quarter (2nd)	6	Omri Casspi	at Golden State	Dec. 28, 2015

MOST THREE-POINT FIELD GOALS ATTEMPTED (not an official NBA statistic until 1979-80)

Game	15	Nick Anderson	vs. Detroit	Mar. 24, 2000
Half (2nd)	12	Jason Williams	vs. Minnesota	Apr. 23, 1999
Quarter (3rd)	8	Jason Williams	vs. Minnesota	Apr. 23, 1999

MOST PERSONAL FOULS

Game	6	several times		
Half	6	several times		
Quarter (4th)	6	Duane Causwell	vs. Minnesota	Jan. 23, 1993

FRANCHISE RECORDS

MOST STEALS (not an official NBA statistic until 1973-74)

Game	8	Doug Christie	at San Antonio	Dec. 8, 2002
Game	8	Chris Webber	vs. Utah	Mar. 11, 2001
Game	8	Danny Ainge	vs. LA Clippers	Apr. 22, 1989
Game	8	Sam Lacey	vs. Portland	Feb. 5, 1975
Half (2nd)	6	Randy Brown	at Milwaukee	Jan. 11, 1992
Half (2nd)	6	Kenny Smith	vs. Houston	Mar. 19, 1988
Quarter (3rd)	6	Randy Brown	at Milwaukee	Jan. 11, 1992

MOST BLOCKED SHOTS (not an official NBA statistic until 1973-74)

Game	9	Chris Webber	vs. Vancouver	Feb. 7, 1999
Game	9	Michael Stewart	vs. LA Clippers	Jan. 6, 1998
Game	9	Duane Causwell	vs. Denver	Apr. 18, 1991
Half (2nd)	8	Michael Stewart	vs. LA Clippers	Jan. 6, 1998
Quarter (3rd)	6	Michael Stewart	vs. LA Clippers	Jan. 6, 1998
Quarter (3rd)	6	Duane Causwell	vs. Denver	Apr. 18, 1991

MOST TURNOVERS (not an official NBA statistic until 1977-78)

Game (+ 1OT)	11	Mitch Richmond	at Golden State	Dec. 13, 1997
Game	10	Wayman Tisdale	at Denver	Nov. 8, 1989
Half (2nd)	8	Mitch Richmond	at Golden State	Dec. 13, 1997
Quarter (4th)	6	Mitch Richmond	at Golden State	Dec. 13, 1997

HIGHEST FIELD GOAL PERCENTAGE (minimum of 20 attempts)

Game	.917 (22-24)	Mike Woodson	vs. Houston	Feb. 20, 1983

HIGHEST FREE THROW PERCENTAGE (minimum of 13 attempts)

Game	1.000 (18-18)	Danny Ainge	vs. Boston	Dec. 27, 1989

KINGS-ROYALS TEAM RECORDS (MOST)

MOST POINTS

Game	165	vs. San Diego	Mar. 12, 1970
Half (1st)	89	vs. San Diego	Mar. 12, 1970
Quarter (1st)	49	vs. Boston	Jan. 23, 1963
Overtime	24	vs. Utah	Mar. 17, 1990

MOST FIELD GOALS MADE

Game	67	vs. San Diego	Mar. 12, 1970
Half (1st)	36	vs. Philadelphia	Feb. 13, 1962
Quarter (1st)	21	vs. Boston	Jan. 23, 1963

MOST FIELD GOALS ATTEMPTED

Game	134	at Philadelphia	Dec. 29 1960
Half (1st)	70	vs. San Diego	Mar. 12, 1970
Quarter (1st)	39	vs. San Diego	Mar. 12, 1970

MOST FREE THROWS MADE

Game	47	at Milwaukee	Nov. 30, 1952
Half (2nd)	30	at Detroit	Dec. 7, 1985
Quarter (4th)	24	at Baltimore	Dec. 27, 1964

MOST FREE THROWS ATTEMPTED

Game	59	vs. Boston	Jan. 22, 1970
Game	59	vs. New York	Nov. 29, 1967
Game	59	vs. Boston	Feb. 9, 1965
Half (2nd)	40	at Detroit	Dec. 7, 1985
Quarter (4th)	29	at Baltimore	Dec. 27, 1964

MOST REBOUNDS

Game (+ 1OT)	108	at St. Louis	Nov. 23, 1955
Half (2nd)	56	vs. Boston	Nov. 8, 1957
Quarter (1st)	30	vs. Syracuse	Oct. 27, 1960

MOST OFFENSIVE REBOUNDS (not an official NBA statistic until 1973-74)

Game	37	at Denver	Jan. 4, 1983
Half (2nd)	22	vs. Portland	Jan. 25, 1986
Quarter (3rd)	15	vs. LA Clippers	Mar. 29, 1986

MOST DEFENSIVE REBOUNDS (not an official NBA statistic until 1973-74)

Game	50	at Chicago	Mar. 12, 1976
Half (2nd)	28	vs. Washington	Feb. 14, 1987
Quarter (3rd)	18	vs. Washington	Feb. 14, 1987

FRANCHISE RECORDS

MOST ASSISTS

Game	49	vs. Baltimore	Feb. 24, 1952
Half (1st)	26	vs. San Antonio	Mar. 11, 1986
Quarter (4th)	16	at Portland	Jan. 26, 1986

MOST THREE-POINT FIELD GOALS MADE (not an official NBA statistic until 1979-80)

Game	18	vs. Atlanta	Feb. 10, 2017
Game	16	vs. Golden State	Feb. 9, 1989
Half (1st)	12	vs. Chicago	Nov. 23, 2003
Quarter (3rd)	7	three times	

MOST THREE-POINT FIELD GOALS ATTEMPTED (not an official NBA statistic until 1979-80)

Game	37	at Milwaukee	Jan. 26, 2000
Half (1st)	22	at Houston	Apr. 13, 2016
Quarter (4th)	16	vs. LA Clippers	Mar. 30, 2007

MOST PERSONAL FOULS

Game	49	at Ft. Wayne	Nov. 15, 1953
Half (1st)	30	at Syracuse	Jan. 15, 1953*
Quarter (1st)	16	at Syracuse	Jan. 15, 1953

MOST DISQUALIFICATIONS

Game	5	at Denver	Nov. 11, 1978
Game	5	at Philadelphia	Dec. 11, 1952

MOST STEALS (not an official NBA statistic until 1973-74)

Game	22	vs. Philadelphia	Jan. 2, 1993
Half (1st)	13	vs. Philadelphia	Jan. 2, 1993
Quarter (3rd)	8	vs. Houston	Nov. 2, 1997
Quarter (2nd)	8	vs. LA Clippers	Nov. 5, 1995

MOST BLOCKED SHOTS (not an official NBA statistic until 1973-74)

Game	17	vs. LA Clippers	Jan. 6, 1998
Half (1st)	11	vs. Orlando	Apr. 11, 1991
Quarter (3rd)	8	vs. Chicago	Nov. 27, 2010
Quarter (3rd)	8	vs. Denver	Apr. 18, 1991

MOST TURNOVERS

Game	40	at Detroit	Feb. 18, 1973
Half (1st)	22	at Detroit	Feb. 18, 1973
Quarter (4th)	16	at Denver	Nov. 8, 1989

HIGHEST FIELD GOAL PERCENTAGE

Game	.654 (51-78)	vs. Houston	Mar. 20, 2001

KINGS-ROYALS TEAM RECORDS (FEWEST)

FEWEST POINTS

Game	53	at Milwaukee	Mar. 14, 1954
Half (1st)	23	at San Antonio	Nov. 2, 2007
Quarter (1st)	4	at LA Lakers	Feb. 4, 1987

FEWEST FIELD GOALS MADE

Game	19	vs. Boston	Dec. 28, 2008
Half (1st)	7	at San Antonio	Nov. 2, 2007
Quarter (4th)	0	at Utah	Feb. 3, 2006
Quarter (1st)	0	at LA Lakers	Feb. 4, 1987

FEWEST FIELD GOALS ATTEMPTED

Game	60	vs. Utah	Apr. 20, 1997
Half (2nd)	25	vs. Charlotte	Mar. 29, 1996
Quarter	10	three times	Apr. 21, 1995

FEWEST FREE THROWS MADE

Game	4	vs. Detroit	Mar. 19, 2018
Game	4	at Vancouver	Feb. 26, 2000
Game	4	at Portland	Nov. 19, 1996
Half	0	several times	
Quarter	0	several times	

FEWEST FREE THROWS ATTEMPTED

Game	6	vs. Dallas	Feb. 3, 2018
Game	6	vs. Charlotte	Jan. 12, 1997
Half (1st)	0	at Golden State	Mar. 17, 2005
Quarter	0	several times	

FEWEST REBOUNDS

Game	23	at New York	Nov. 15, 1997
Half (1st)	8	at LA Lakers	Feb. 4, 1989
Quarter	3	several times	

FEWEST OFFENSIVE REBOUNDS (not an official NBA statistic until 1973-74)

Game	2	vs. Denver	Mar. 8, 2008

Game	2	at Houston	Apr. 4, 2004

FEWEST DEFENSIVE REBOUNDS (not an official NBA statistic until 1973-74)

Game	14	vs. LA Lakers	Dec. 28, 1985

FEWEST ASSISTS

Game	3	vs. Chicago (@ Evansville, IN)	Dec. 5, 1967

FEWEST PERSONAL FOULS

Game (+ 6OT)	9	vs. Indianapolis	Jan. 6, 1951
Half (2nd)	0	vs. Indianapolis	Jan. 6, 1951

FEWEST STEALS (not an official NBA statistic until 1973-74)

Game	0	vs. Portland	Apr. 23, 1988
Game	0	at Houston	Jan. 23, 1986

FEWEST BLOCKED SHOTS (not an official NBA statistic until 1973-74)

Game	0	several times	

FEWEST TURNOVERS

Game	3	at San Antonio	Dec. 8, 2002*
Half	1	several times	

LOWEST FIELD GOAL PERCENTAGE

Game	.250 (—)	at St. Louis	Nov. 23, 1955

LOWEST FREE THROW PERCENTAGE

Game	.357 (5-14)	at LA Clippers	Apr. 18, 1998

OPPONENT INDIVIDUAL RECORDS

MOST POINTS

Game	65	Wilt Chamberlain	vs. Philadelphia	Feb. 13, 1962
Half (2nd)	40	Wilt Chamberlain	vs. San Francisco	Feb. 7, 1963
Quarter (3rd)	37	Klay Thompson	at Golden State	Jan. 23, 2015

MOST FIELD GOALS MADE

Game	27	Wilt Chamberlain	at San Francisco	Nov. 21, 1962
Half (2nd)	16	Wilt Chamberlain	vs. San Francisco	Feb. 7, 1963
Quarter (3rd)	13	Klay Thompson	at Golden State	Jan. 23, 2015

MOST FIELD GOALS ATTEMPTED

Game (+ 1OT)	60	Wilt Chamberlain	vs. San Francisco	Oct. 28, 1962
Half (1st)	30	Wilt Chamberlain	vs. San Francisco	Oct. 28, 1962
Quarter	15	three times		

MOST FREE THROWS MADE

Game	21	Jack Sikma	at Seattle	Nov. 14, 1980
Game	21	Spencer Haywood	at Seattle	Jan. 3, 1973
Half (2nd)	17	Adrian Dantley	at Detroit	Dec. 10, 1986
Quarter (4th)	14	Adrian Dantley	at Detroit	Dec. 10, 1986

MOST FREE THROWS ATTEMPTED

Game	30	Wilt Chamberlain	vs. Philadelphia	Feb. 13, 1962
Half (2nd)	19	Adrian Dantley	at Detroit	Dec. 10, 1986
Quarter (4th)	15	Adrian Dantley	at Detroit	Dec. 10, 1986
Quarter (1st)	15	Wilt Chamberlain	vs. Philadelphia	Feb. 13, 1962

MOST REBOUNDS

Game	40	Bill Russell	at Boston	Dec. 12, 1958
Half (2nd)	23	Wilt Chamberlain	vs. Philadelphia	Jan. 24, 1960
Quarter (1st)	17	Bill Russell	at Boston	Dec. 12, 1958

MOST OFFENSIVE REBOUNDS (not an official NBA statistic until 1973-74)

Game	13	Clifford Rozier	at Golden State	Apr. 20, 1995
Half (1st)	10	Will Perdue	vs. San Antonio	Apr. 14, 1997
Half (1st)	10	David Robinson	vs. San Antonio	Dec. 3, 1991
Quarter (1st)	10	Moses Malone	at Milwaukee	Jan. 11, 1992

MOST DEFENSIVE REBOUNDS (not an official NBA statistic until 1973-74)

Game (+ 1OT)	23	Kevin Garnett	vs. Minnesota	Dec. 4, 2003
Game	23	Swen Nater	vs. San Diego	Jan. 8, 1980
Half (1st)	16	Lorenzen Wright	at LA Clippers	Mar. 11, 1999
Quarter (3rd)	11	Kwame Brown	vs. Charlotte	Jan. 25, 2011

MOST ASSISTS

Game	21	Sherman Douglas	at Boston	Dec. 8, 1993
Game	21	Nate McMillan	at Seattle	Mar. 31, 1987
Game	21	Isiah Thomas	vs. Detroit	Dec. 22, 1984
Half (1st)	15	Magic Johnson	at LA Lakers	Feb. 4, 1987
Quarter (1st)	11	Baron Davis	at Golden State	Nov. 16, 2006

MOST THREE-POINT FIELD GOALS MADE (not an official NBA statistic until 1979-80)

Game	11	J.R. Smith	at Denver	Apr. 13, 2009
Half (2nd)	9	Klay Thompson	at Golden State	Jan. 23, 2015

Quarter (3rd)	9	Klay Thompson	at Golden State	Jan. 23, 2015

MOST THREE-POINT FIELD GOALS ATTEMPTED (not an official NBA statistic until 1979-80)

Game	18	J.R. Smith	at Denver	Apr. 13, 2009
Half (2nd)	11	J.R. Smith	at Denver	Apr. 13, 2009
Quarter (3rd)	9	Klay Thompson	at Golden State	Jan. 23, 2015

MOST PERSONAL FOULS

Game	6	several times		
Half	6	several times		
Quarter (1st)	6	Connie Dierking	vs. Syracuse (@ NY)	Nov. 17, 1959

MOST STEALS (not an official NBA statistic until 1973-74)

Game	11	Larry Kenon	vs. San Antonio	Dec. 26, 1976
Half (2nd)	8	Clyde Drexler	at Houston	Nov. 1, 1996
Quarter	5	three times		

MOST BLOCKED SHOTS (not an official NBA statistic until 1973-74)

Game	11	David Robinson	at San Antonio	Dec. 28, 1990
Game	11	Kareem Abdul-Jabbar	at Los Angeles	Nov. 25, 1979
Half	7	three times		
Quarter (3rd)	7	Manute Bol	vs. Philadelphia	Feb. 14, 1991
Quarter (4th)	7	Hakeem Olajuwon	vs. Houston	Jan. 19, 1988

MOST TURNOVERS

Game	10	Kevin Durant	at Oklahoma City	Dec. 6, 2015
Game	10	Mychal Thompson	vs. Portland	Mar. 27, 1983
Half (1st)	8	Devin Booker	vs. Phoenix	Mar. 25, 2016
Half (1st)	8	Damon Stoudamire	vs. Toronto	Jan. 30, 1996
Half (2nd)	8	Ron Harper	vs. LA Clippers	Dec. 12, 1993
Quarter (4th)	7	Shaquille O'Neal	at LA Lakers	Apr. 14, 2000

OPPONENT TEAM RECORDS (MOST)

MOST POINTS

Game	155	at Golden State	Mar. 4, 1989
Half (2nd)	91	vs. Boston	Nov. 11, 1959
Quarter (3rd)	57	at Golden State	Mar. 4, 1989

MOST FIELD GOALS MADE

Game	67	vs. San Diego	Mar. 12, 1970
Half (1st)	37	vs. San Diego	Mar. 12, 1970
Quarter	22	three times	

MOST FIELD GOALS ATTEMPTED

Game	144	at Boston	Dec. 8, 1960
Half (2nd)	73	vs. Philadelphia	Nov. 15, 1960
Quarter (4th)	40	vs. Philadelphia	Nov. 15, 1960

MOST FREE THROWS MADE

Game	51	at Syracuse	Jan. 15, 1953
Half (2nd)	33	at Golden State	Jan. 26, 1996
Quarter (4th)	20	at Utah	Feb. 3, 2006
Quarter (4th)	20	at Milwaukee	Feb. 1, 1991
Quarter (4th)	20	at Dallas	Nov. 2, 1985

MOST FREE THROWS ATTEMPTED

Game	66	at New York	Dec. 3, 1957
Half (2nd)	43	at Golden State	Jan. 26, 1996
Quarter	25	three times	

MOST REBOUNDS

Game (+ 1OT)	109	at St. Louis	Nov. 23, 1955
Game	107	at Boston	Jan. 12, 1962
Half (1st)	65	at Boston	Jan. 12, 1962
Quarter (1st)	35	at Philadelphia	Nov. 8, 1959

MOST OFFENSIVE REBOUNDS (not an official NBA statistic until 1973-74)

Game	30	vs. Portland	Apr. 23, 1993
Game	30	vs. Portland	Apr. 18, 1989
Half	19	several times	
Quarter (3rd)	15	at Washington	Jan. 12, 1987

MOST DEFENSIVE REBOUNDS (not an official NBA statistic until 1973-74)

Game (+ 1OT)	51	vs. Seattle	Feb. 28, 1978
Game	51	vs. Portland	Jan. 17, 1976
Half (1st)	27	vs. San Antonio	Feb. 24, 2016
Quarter	17	several times	

MOST ASSISTS

Game	47	at Denver	Dec. 2, 1987
Half (2nd)	25	at LA Clippers	Mar. 15, 1992
Half (1st)	25	at Indiana	Feb. 19, 1992

Quarter (3rd)	17	at Boston	Feb. 4, 1990

MOST THREE-POINT FIELD GOALS MADE (not an official NBA statistic until 1979-80)

Game	23	vs. Orlando (NBA record)	Jan. 13, 2009
Half (13)	13	vs. Charotte	Jan. 25, 2016
Half (1st)	13	vs. Orlando	Jan. 13, 2009
Quarter	7	several times	

MOST THREE-POINT FIELD GOALS ATTEMPTED (not an official NBA statistic until 1979-80)

—Game (+ 2OT)	44	vs. Charlotte	Jan. 25, 2016
—Game (+ 1OT)	44	vs. Houston	Dec. 11, 2014
—Game	50	vs. Houston	Nov. 25, 2016
—Half (2nd)	28	Houston	Nov. 25, 2016
—Quarter (4th)	16	vs. L.A. Clippers	Mar. 30, 2007

MOST PERSONAL FOULS

Game	47	at Philadelphia	Dec. 11, 1952
Half (1st)	27	at Philadelphia	Dec. 11, 1952
Quarter (4th)	15	vs. Golden State	Dec. 7, 1997

MOST DISQUALIFICATIONS

Game	4	three times	

MOST STEALS (not an official NBA statistic until 1973-74)

Game	23	vs. Seattle	Feb. 26, 1993
Game	23	at Los Angeles	Nov. 9, 1982
Half	13	several times	
Quarter (4th)	10	at LA Clippers	Apr. 7, 2012

MOST BLOCKED SHOTS
(not an official NBA statistic until 1973-74)

Game	18	at New Orleans	Jan. 23, 1979
Half	10	three times	
Quarter (4th)	9	vs. Atlanta	Feb. 20, 2008

MOST TURNOVERS (not an official NBA statistic until 1977-78)

Game	37	vs. Golden State	Feb. 9, 1983
Half	19	three times	
Quarter	13	three times	

HIGHEST FIELD GOAL PERCENTAGE

Game	.667 (54-81)	at Milwaukee	Dec. 15, 1985

OPPONENT TEAM RECORDS (FEWEST)

FEWEST POINTS

Game	53	vs. Philadelphia	Nov. 5, 1949
Game	53	at Indianapolis	Feb. 18, 1949
Half (1st)	25	at Phoenix	Mar. 7, 2001
Quarter (3rd)	2	at Ft. Wayne	Dec. 19, 1948

FEWEST FIELD GOALS MADE

Game	11	at Ft. Wayne	Nov. 15, 1953
Half (1st)	4	at Ft. Wayne	Nov. 15, 1953
Quarter (4th)	1	at Cleveland	Nov. 26, 2002
Quarter (4th)	1	at New Jersey	Dec. 17, 2000

FEWEST FIELD GOALS ATTEMPTED

Game	47	at Ft. Wayne	Nov. 15, 1953
Half (1st)	20	at Ft. Wayne	Nov. 15, 1953
Quarter (1st)	8	at Ft. Wayne	Nov. 15, 1953

FEWEST FREE THROWS MADE

Game	3	at Dallas	Feb. 16, 2011
Half (1st)	0	several times	
Quarter	0	several times	

FEWEST FREE THROWS ATTEMPTED

Game	4	vs. Milwaukee	Feb. 25, 1975
Half (1st)	0	at Minnesota	Jan. 10, 2003
Half (1st)	0	vs. Indianapolis	Jan. 6, 1951
Quarter	0	several times	

FEWEST REBOUNDS

Game	23	at New York	Nov. 15, 1997
Half (2nd)	7	vs. Phoenix	Jan. 2, 2016
Quarter	0	several times	

FEWEST OFFENSIVE REBOUNDS (not an official NBA statistic until 1973-74)

Game	2	at Memphis	Jan. 30, 2016
Game	2	vs. Atlanta	Mar. 18, 1975

FEWEST DEFENSIVE REBOUNDS (not an official NBA statistic until 1973-74)

FRANCHISE RECORDS

Game	15	vs. LA Clippers	Apr. 11, 1995

FEWEST ASSISTS

Game	9	vs. Detroit	Nov. 11, 2003

FEWEST PERSONAL FOULS

Game	7	vs. Houston	Dec. 1, 2002
Half (1st)	2	several times	

FEWEST STEALS

Game	0	vs. Denver	Jan. 6, 2011
Game	0	vs. Portland	Mar. 22, 2005
Game	0	at Utah	Apr. 16, 1991

FEWEST BLOCKED SHOTS

Game	0	several times	

FEWEST TURNOVERS

Game	4	at Houston	Nov. 26, 2014
Game	4	at Dallas	Jan. 31, 2014
Game	4	at San Antonio	Dec. 29, 2013
Game	4	at Dallas	Nov. 26, 1986
Game	4	at Houston	Nov. 8, 1986

LOWEST FIELD GOAL PERCENTAGE

Game (+ 1OT)	.270 (—)	at St. Louis	Nov. 23, 1955

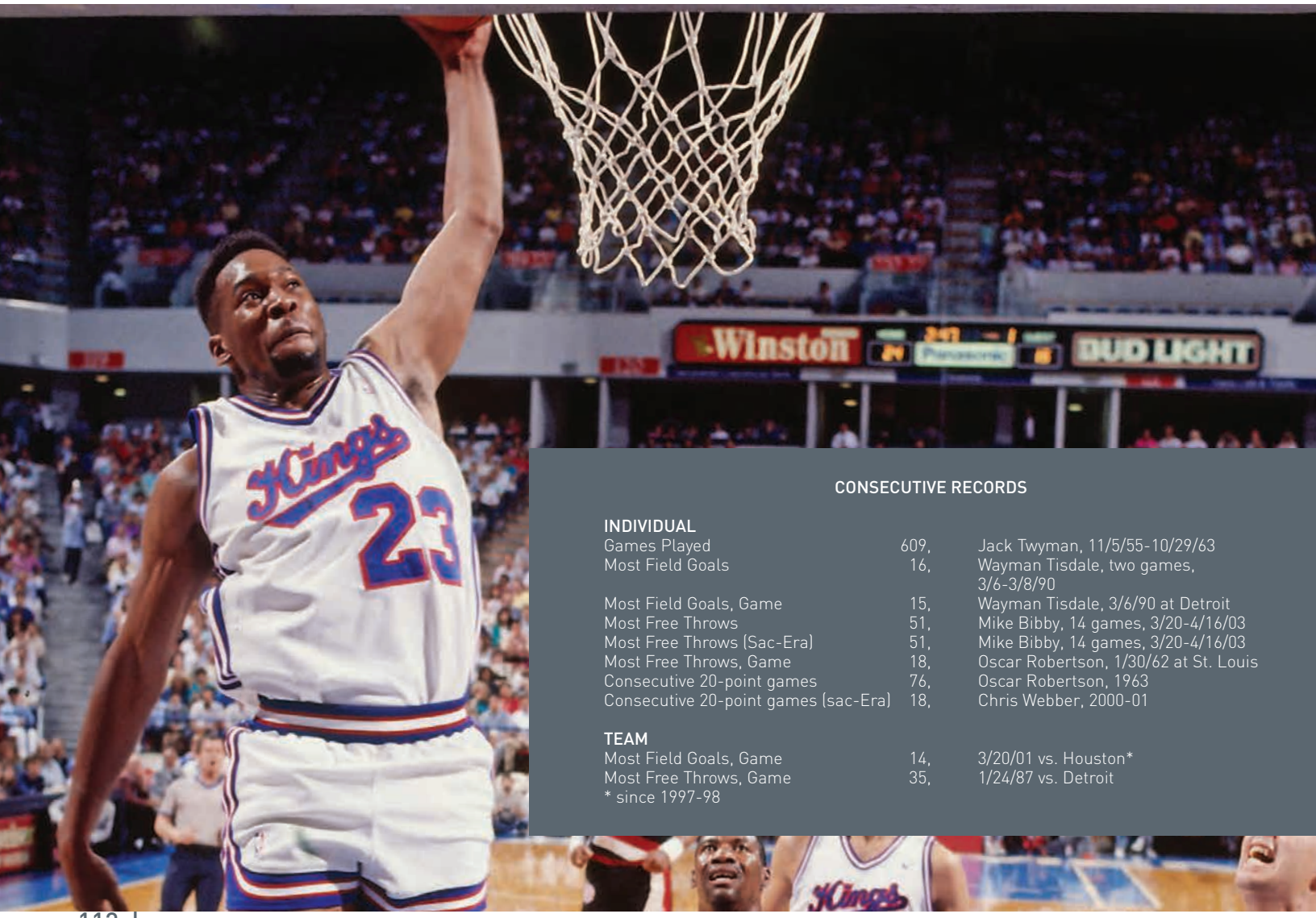

CONSECUTIVE RECORDS

INDIVIDUAL

Games Played	609,	Jack Twyman, 11/5/55-10/29/63
Most Field Goals	16,	Wayman Tisdale, two games, 3/6-3/8/90
Most Field Goals, Game	15,	Wayman Tisdale, 3/6/90 at Detroit
Most Free Throws	51,	Mike Bibby, 14 games, 3/20-4/16/03
Most Free Throws (Sac-Era)	51,	Mike Bibby, 14 games, 3/20-4/16/03
Most Free Throws, Game	18,	Oscar Robertson, 1/30/62 at St. Louis
Consecutive 20-point games	76,	Oscar Robertson, 1963
Consecutive 20-point games (sac-Era)	18,	Chris Webber, 2000-01

TEAM

Most Field Goals, Game	14,	3/20/01 vs. Houston*
Most Free Throws, Game	35,	1/24/87 vs. Detroit

* since 1997-98

SUNDRY RECORDS

LARGEST WIN MARGINS

Kansas City-Sacramento Era

58	139-81	vs.	Dallas, 12/29/92
56	154-98	vs.	Philadelphia, 1/2/93
44	124-80	vs.	Cleveland, 1/12/14
44	146-102	vs.	Denver, 12/22/82
42	121-79	vs.	Chicago, 3/13/13
39	119-80	vs.	Chicago, 2/8/00
39	108-69	vs.	Miami, 4/10/89
39	144-105	vs.	San Diego, 3/6/83
39	124-85	vs.	Portland, 12/12/79

Rochester-Cincinnati Era

40	134-94	vs.	New York, 12/10/61
34	146-112	vs.	LA Lakers, 1/5/71
34	125-91	vs.	N.Y. (@ Cleveland), 2/16/68
34	130-96	vs.	Detroit, 12/31/57
33	104-71	vs.	Fort Wayne, 1/26/52
33	108-75	vs.	Sheboygan, 11/1/49

LARGEST LOSS MARGINS

Kansas City-Sacramento Era

62	91-153	at	Golden State, 11/2/91
58	82-140	at	Milwaukee, 12/15/85
55	85-140	at	Phoenix, 4/17/89
48	81-129	at	Phoenix, 2/2/09
47	82-129	at	Chicago, 2/22/91

Rochester-Cincinnati Era

44	102-146	at	Los Angeles, 2/6/68
43	92-135	vs.	New York, 2/6/70
43	108-151	at	Baltimore, 3/3/65
40	91-131	at	Detroit, 12/26/58
39	88-127	at	St. Louis, 2/1/58

HIGHEST SCORING GAMES

Kansas City-Sacramento Era

154-98	vs.	Philadelphia, 1/2/93
146-102	vs.	Denver, 12/22/82
145-129	at	New York, 12/8/79
144-105	vs.	San Diego, 3/6/83
143-155	at	Golden State, 3/4/89
143-132	vs.	Chicago, 12/1/82
142-117	vs.	Golden State, 2/9/89
142-147	at	Portland, 1/6/89 (2 OT)
142-140	vs.	Denver, 3/7/85
142-137	vs.	Cleveland, 2/28/84 (2 OT)
142-128	vs.	Washington, 1/26/79

Rochester-Cincinnati Era

165-151	vs.	San Diego, 3/12/70 (1 OT)
156-127	vs.	Atlanta, 12/5/69
153-133	vs.	Seattle (@ Cleveland), 11/24/67
153-125	at	Chicago, 2/21/62
152-132	vs.	Philadelphia, 2/13/62
151-133	at	Philadelphia, 1/18/62
149-145	vs.	New York, 3/5/66 (1 OT)
148-121	vs.	San Francisco, 1/16/68
147-130	vs.	Detroit (@ Cleveland), 12/15/67
147-119	vs.	Chicago, 3/11/67
147-121	vs.	Detroit (@ Lima, OH), 2/12/64

LOWEST SCORING GAMES

Kansas City-Sacramento Era

59-101	at	Charlotte, 1/10/91
60-99	at	Dallas, 1/14/12
63-108	vs.	Boston, 12/28/08
66-92	at	Portland, 4/14/98
66-95	at	Detroit, 12/1/96
67-93	at	New Orl./Okla. City, 11/1/05
67-109	at	San Antonio, 1/10/98
67-89	at	Chicago, 3/19/96

Rochester-Cincinnati Era

53-91	at	Milwaukee, 3/14/54
57-69	at	Minneapolis, 1/7/51
58-69	at	Minneapolis, 2/8/51
58-67	at	Minneapolis, 12/12/48
59-70	at	Indianapolis, 1/20/53
61-98	at	Chicago, 3/20/49
62-61	at	Milwaukee, 2/10/54
62-73	at	Indianapolis, 1/6/49

OVERALL WIN STREAKS

Roch.-Cin. Era

15	2/17/50	to	3/19/50
13	2/10/49	to	3/12/49
12	1/30/64	to	2/17/64
10	1/10/49	to	2/1/49

KC-Sac. Era

12	12/23/01	to	1/21/02
11	3/26/02	to	4/12/02
8	11/14/03	to	11/30/03
8	11/12/99	to	11/26/99
8	12/2/79	to	12/19/79

OVERALL LOSING STREAKS

Roch.-Cin. Era

14	12/12/71	to	1/9/72
14	1/16/60	to	2/10/60
11	1/10/57	to	1/30/57
9	three times, last		
	11/8/59	to	11/21/60

KC-Sac. Era

12	3/9/98	to	4/3/98
11	2/5/96	to	2/26/96
11	12/13/75	to	1/3/76
11	11/16/73	to	12/1/73

HOME WIN STREAKS

Roch.-Cin. Era

23	11/1/49	to	2/7/50
14	1/11/49	to	3/12/49
13	12/14/65	to	3/1/66
12	1/23/51	to	3/8/51
10	2/19/50	to	3/19/50

KC-Sac. Era

20	12/4/01	to	2/14/02
15	1/4/79	to	2/25/79
14	1/15/06	to	3/21/06
13	10/29/02	to	12/17/02
12	1/21/75	to	3/6/75

HOME LOSING STREAKS

Roch.-Cin. Era

8	12/12/71	to	1/8/72
6	10/30/59	to	11/21/59
5	1/20/60	to	2/16/60
5	1/5/57	to	1/26/57
4	several times		

KC-Sac. Era

8	11/11/08	to	12/6/08
8	11/24/93	to	12/19/93
7	3/31/90	to	4/21/90
7	2/14/89	to	3/1/89
6	three times, last		

ROAD WIN STREAKS

Roch.-Cin. Era

5	2/2/64	to	2/22/64
5	11/24/61	to	12/26/61
5	2/10/49	to	3/10/49
5	1/10/49	to	2/1/49
4	several times		

KC-Sac. Era

9	3/17/02	to	4/12/02
5	1/28/04	to	2/11/04
4	five times, last		
	11/13/04	to	12/1/04

ROAD LOSING STREAKS

Roch.-Cin. Era

15	12/26/58	to	3/8/59
14	1/22/71	to	2/28/71
11	12/13/59	to	2/7/60
10	1/21/66	to	2/19/66
10	1/21/51	to	2/22/51

KC-Sac. Era

37	11/21/90	to	4/19/91
14	11/12/77	to	1/17/78
13	11/23/08	to	1/6/09
13	3/5/88	to	4/17/88
12	11/22/10	to	1/12/11
12	12/5/72	to	1/12/73

FRANCHISE CAREER LEADERS

GAMES PLAYED

1.	Sam Lacey	888
2.	Jack Twyman	823
3.	Oscar Robertson	752
4.	Adrian Smith	653
5.	Wayne Embry	603
6.	Bobby Wanzer	568
7.	Scott Wedman	546
8.	Jason Thompson	541
9.	Peja Stojakovic	518
10.	Mitch Richmond	517

MINUTES

1.	Oscar Robertson	33,088
2.	Sam Lacey	29,991
3.	Jack Twyman	26,147
4.	Jerry Lucas	20,024
5.	Mitch Richmond	19,532
6.	Scott Wedman	18,973
7.	Peja Stojakovic	17,723
8.	Wayne Embry	17,591
9.	Nate Archibald	17,520
10.	Adrian Smith	17,443



OSCAR ROBERTSON

POINTS

1.	Oscar Robertson	22,009
2.	Jack Twyman	15,840
3.	Mitch Richmond	12,070
4.	Nate Archibald	10,894
5.	Sam Lacey	9,895
6.	DeMarcus Cousins	9,894
7.	Peja Stojakovic	9,498
8.	Jerry Lucas	9,107
9.	Eddie Johnson	9,027
10.	Scott Wedman	9,002

REBOUNDS

1.	Sam Lacey	9,353
2.	Jerry Lucas	8,876
3.	Oscar Robertson	6,380
4.	Wayne Embry	6,257
5.	Jack Twyman	5,424
6.	DeMarcus Cousins	5,057
7.	LaSalle Thompson	4,214
8.	Chris Webber	4,006
9.	Arnie Risen	3,812
10.	Jason Thompson	3,746

FIELD GOALS MADE

1.	Oscar Robertson	7,713
2.	Jack Twyman	6,237
3.	Mitch Richmond	4,230
4.	Sam Lacey	4,101
5.	Nate Archibald	3,946
6.	Scott Wedman	3,856
7.	Eddie Johnson	3,723
8.	Chris Webber	3,691
9.	Jerry Lucas	3,650
10.	DeMarcus Cousins	3,557

FIELD GOALS ATTEMPTED

1.	Oscar Robertson	15,785
2.	Jack Twyman	13,873
3.	Mitch Richmond	9,338
4.	Sam Lacey	9,280
5.	Nate Archibald	8,451
6.	Scott Wedman	7,911
7.	Chris Webber	7,807
8.	Eddie Johnson	7,750
9.	DeMarcus Cousins	7,746
10.	Jerry Lucas	7,339

FIELD GOAL PERCENTAGE (min. 1500 att.)

1.	Steve Johnson	.604 (955-1581)
2.	Johnny Green	.575 (1504-2614)
3.	Otis Thorpe	.542 (1978-3647)
4.	Joe Meriweather	.527 (825-1565)
5.	Reggie King	.519 (1216-2343)
6.	Duane Causwell	.516 (920-1783)
7.	Otis Birdsong	.513 (2702-5263)
8.	Wayman Tisdale	.509 (2853-5610)
9.	Lawrence Funderburke	.506 (809-1600)
10.	Mark Olberding	.505 (808-1600)

FREE THROWS MADE

1.	Oscar Robertson	6,583
2.	Jack Twyman	3,366
3.	Nate Archibald	3,002
4.	Mitch Richmond	2,617
5.	DeMarcus Cousins	2,604
6.	Bobby Wanzer	2,388
7.	Adrian Smith	2,173
8.	Arnie Risen	2,023
9.	Bob Davies	2,010
10.	Wayne Embry	1,944

FREE THROWS ATTEMPTED

1.	Oscar Robertson	7,867
2.	Jack Twyman	4,325
3.	Nate Archibald	3,635
4.	DeMarcus Cousins	3,546
5.	Mitch Richmond	3,088
6.	Wayne Embry	3,022
7.	Bobby Wanzer	2,976
8.	Arnie Risen	2,888
9.	Bob Davies	2,647
10.	Adrian Smith	2,611

FREE THROW PERCENTAGE (min 500 att.)

1.	Peja Stojakovic	.893 (1724-1931)
2.	Doug Christie	.863 (825-956)
3.	Spud Webb	.862 (971-1126)
4.	Kevin Martin	.850 (1791-2107)
5.	Ron Boone	.849 (646-761)
6.	Mitch Richmond	.847 (2617-3088)
7.	Jimmy Walker	.846 (751-888)
8.	Beno Udrih	.845 (563-666)
9.	Reggie Theus	.838 (1618-1930)
10.	Oscar Robertson	.837 (6583-7867)

KINGS LEAGUE LEADERS

In 1972-73, Nate Archibald became the first player in NBA history to lead the league in points (34.0) and assists (11.4). Nearly three decades later, he remains the sole individual to claim this achievement. Following is a list of Kings-Royals players who have led the NBA in a statistical category at season's end.

Year	Individual	Category	Stat
1948-49	Arnie Risen	FG%	.423
	Bob Davies	assists	5.4
1951-52	Bobby Wanzer	FT%	.904
1956-57	Maurice Stokes	rebounds	17.4
1957-58	Jack Twyman	FG%	.452
1960-61	Oscar Robertson	assists	9.7
1961-62	Oscar Robertson	assists	11.4
1963-64	Oscar Robertson	assists	11.0
	Jerry Lucas	FG%	.527
1964-65	Oscar Robertson	assists	11.5
1965-66	Oscar Robertson	assists	11.1
1966-67	Adrian Smith	FT%	.903
1967-68	Oscar Robertson	FT%	.873
1968-69	Oscar Robertson	assists	9.8
1969-70	Johnny Green	FG%	.559
1970-71	Johnny Green	FG%	.587
	Norm Van Lier	assists	10.1
1972-73	Nate Archibald	points	34.0
		assists	11.4
1989-90	Rodney McCray	minutes	3238
1990-91	Jim Les	3pt FG%	.461
1994-95	Spud Webb	FT%	.934
1998-99	Chris Webber	rebounds	13.0
2003-04	Peja Stojakovic	FT%	.927
2003-04	Anthony Peeler	3pt FG%	.482
2015-16	Rajon Rondo	assists	11.7

FRANCHISE CAREER LEADERS

ASSISTS

1.	Oscar Robertson	7,731
2.	Sam Lacey	3,563
3.	Nate Archibald	3,499
4.	Reggie Theus	2,809
5.	Mike Bibby	2,580
6.	Larry Drew	2,409
7.	Phil Ford	2,322
8.	Bob Davies	2,250
9.	Mitch Richmond	2,128
10.	Spud Webb	2,024

NATE ARCHIBALD


JERRY LUCAS

JACK TWYMAN

STEALS

1.	Sam Lacey	950
2.	Doug Christie	717
3.	Mitch Richmond	670
4.	DeMarcus Cousins	661
5.	Scott Wedman	640
6.	Mike Bibby	584
7.	Chris Webber	568
8.	Mike Woodson	564
9.	Peja Stojakovic	543
10.	Larry Drew	516

BLOCKED SHOTS

1.	Sam Lacey	1,098
2.	LaSalle Thompson	697
3.	Duane Causwell	695
4.	DeMarcus Cousins	558
5.	Chris Webber	553
6.	Vlade Divac	523
7.	Jason Thompson	394
8.	Lionel Simmons	361
9.	Brad Miller	353
10.	Wayman Tisdale	280

SAM LACEY

PERSONAL FOULS

1.	Sam Lacey	3,127
2.	Jack Twyman	2,782
3.	Oscar Robertson	2,313
4.	Wayne Embry	2,225
5.	DeMarcus Cousins	1,809
6.	LaSalle Thompson	1,796
7.	Arnie Risen	1,791
8.	Scott Wedman	1,781
9.	Jason Thompson	1,671
10.	Adrian Smith	1,650

DISQUALIFICATIONS

1.	Sam Lacey	74
2.	Wayne Embry	56
	Jack Twyman	56
4.	Bill Robinzine	52
5.	DeMarcus Cousins	46
6.	Steve Johnson	41
	Arnie Risen	41
8.	Arlen Bockhorn	39
9.	Alex Hannum	37
10.	four players with	34

3-POINT FIELD GOALS MADE

1.	Peja Stojakovic	1,070
2.	Mitch Richmond	993
3.	Mike Bibby	775
4.	Francisco Garcia	475
5.	Kevin Martin	459
6.	Bobby Jackson	381
7.	Marcus Thornton	358
8.	Jason Williams	343
9.	Isaiah Thomas	325
10.	Doug Christie	316

3-POINT FIELD GOALS ATTEMPTED

1.	Peja Stojakovic	2,687
2.	Mitch Richmond	2,460
3.	Mike Bibby	2,056
4.	Francisco Garcia	1,319
5.	Jason Williams	1,139
6.	Kevin Martin	1,190
7.	Bobby Jackson	1,070
8.	Marcus Thornton	1,015
9.	Isaiah Thomas	904
10.	Doug Christie	872

3-POINT FG PERCENTAGE (min. 200 att.)

1.	Cuttino Mobley	.424	(92-217)
2.	Jim Les	.416	(190-457)
3.	Mitch Richmond	.404	(993-2460)
4.	Jimmer Fredette	.402	(179-445)
5.	Peja Stojakovic	.398	(1070-2687)
6.	Omri Casspi	.387	(314-811)
7.	Kevin Martin	.386	(459-1190)
8.	Danny Ainge	.378	(166-439)
9.	Mike Bibby	.377	(775-2056)
10.	Jon Barry	.373	(136-365)

LONGEST TENURES

Following is a list of players with the longest tenures in Kings-Royals franchise history.

# Yrs.	Player (years)
12	Sam Lacey (1970-71 thru 1981-82)
11	Jack Twyman (1955-56 thru 1965-66)
10	Oscar Robertson (1960-61 thru 1969-70)
9	Adrian Smith (1961-62 thru 1969-70)
9	Bobby Wanzer (1948-49 thru 1956-57)
8	Francisco Garcia (2005-06 thru 2012-13)
8	Corliss Williamson (1995-96 thru 1990-00, 2004-05 thru 2006-07)
8	Wayne Embry (1958-59 thru 1965-66)
7	Jason Thompson (2008-09 thru 2014-15)
7	Mike Bibby (2001-02 thru 2007-08)

# Yrs.	Player (years)
7	Arlen Bockhorn (1958-59 thru 1964-65)
7	Duane Causwell (1990-91 thru 1996-97)
7	Bob Davies (1948-49 thru 1954-55)
7	Jerry Lucas (1963-64 thru 1969-70)
7	Mitch Richmond (1991-92 thru 1997-98)
7	Arnie Risen (1948-49 thru 1954-55)
7	Lionel Simmons (1990-91 thru 1996-97)
7	Peja Stojakovic (1998-99 thru 2004-05)
7	LaSalle Thompson (1982-83 thru 1988-89)
7	Scott Wedman (1974-75 thru 1980-81)
7	DeMarcus Cousins (2010-11 thru 2015-16)

SAC-ERA CAREER LEADERS

POINTS

1.	Mitch Richmond	12,070
2.	DeMarcus Cousins	9,894
3.	Peja Stojakovic	9,498
4.	Chris Webber	8,843
5.	Mike Bibby	8,384
6.	Wayman Tisdale	6,808
7.	Lionel Simmons	5,833
8.	Kevin Martin	5,660
9.	Vlade Divac	5,176
10.	Brad Miller	5,117

REBOUNDS

1.	DeMarcus Cousins	5,057
2.	Chris Webber	4,006
3.	Vlade Divac	3,538
4.	Brad Miller	3,305
5.	Jason Thompson	3,746
6.	Olden Polynice	3,053
7.	Lionel Simmons	2,833
8.	Wayman Tisdale	2,676
9.	Peja Stojakovic	2,581
10.	LaSalle Thompson	2,276

ASSISTS

1.	Mike Bibby	2,580
2.	Mitch Richmond	2,128
3.	Spud Webb	2,024
4.	Reggie Theus	1,943
5.	Chris Webber	1,791
6.	Vlade Divac	1,693
7.	Brad Miller	1,542
8.	Doug Christie	1,505
9.	Lionel Simmons	1,498
10.	DeMarcus Cousins	1,402

FIELD GOALS MADE

1.	Mitch Richmond	4,230
2.	Chris Webber	3,691
3.	DeMarcus Cousins	3,557
4.	Peja Stojakovic	3,352
5.	Mike Bibby	3,008
6.	Wayman Tisdale	2,853
7.	Lionel Simmons	2,242
8.	Jason Thompson	2,060
9.	Corliss Williamson	1,995
10.	Vlade Divac	1,967

FIELD GOALS ATTEMPTED

1.	Mitch Richmond	9,338
2.	Chris Webber	7,807
3.	DeMarcus Cousins	7,746
4.	Peja Stojakovic	7,269
5.	Mike Bibby	6,859
6.	Wayman Tisdale	5,610
7.	Lionel Simmons	5,179
8.	Jason Thompson	4,147
9.	Vlade Divac	4,115
10.	Corliss Williamson	4,057

FIELD GOAL PERCENTAGE (min. 1000 att.)

1.	Michael Smith	.548	(592-1080)
2.	Otis Thorpe	.529	(1567-2962)
3.	Duane Causwell	.516	(920-1783)
4.	Scot Pollard	.510	(604-1184)
5.	Wayman Tisdale	.509	(2853-5610)
6.	Carl Landry	.508	(656-1292)
7.	Lawrence Funderburke	.506	(809-1600)
8.	Antoine Carr	.503	(856-1701)
9.	Brian Grant	.501	(931-1858)
10.	Jason Thompson	.497	(2060-4147)

FREE THROWS MADE

1.	Mitch Richmond	2,617
2.	DeMarcus Cousins	2,604
3.	Kevin Martin	1,791
4.	Peja Stojakovic	1,724
5.	Mike Bibby	1,593
6.	Chris Webber	1,406
7.	Lionel Simmons	1,306
8.	Brad Miller	1,271
9.	Vlade Divac	1,209
10.	Reggie Theus	1,154

FREE THROWS ATTEMPTED

1.	DeMarcus Cousins	3,546
2.	Mitch Richmond	3,088
3.	Chris Webber	2,034
4.	Kevin Martin	2,017
5.	Mike Bibby	1,947
6.	Peja Stojakovic	1,931
7.	Vlade Divac	1,789
8.	Lionel Simmons	1,694
9.	Brad Miller	1,568
10.	Corliss Williamson	1,513

FREE THROW PERCENTAGE (min 250 att.)

1.	Peja Stojakovic	.893	(1724-1931)
2.	Doug Christie	.863	(825-956)
3.	Vinny Del Negro	.863	(220-255)
4.	Spud Webb	.862	(971-1126)
5.	Isaiah Thomas	.857	(753-879)
6.	Kevin Martin	.850	(1791-2107)
7.	Marcus Thornton	.847	(389-459)
	Mitch Richmond	.847	(2617-3088)
9.	Beno Udrih	.845	(563-666)
10.	Reggie Theus	.842	(1154-1370

SACRAMENTO-ERA CAREER LEADERS

DOUG CHRISTIE

DUANE CAUSWELL

PEJA STOJAKOVIC

STEALS

1.	Doug Christie	717
2.	Mitch Richmond	670
3.	DeMarcus Cousins	661
4.	Mike Bibby	584
5.	Chris Webber	568
6.	Peja Stojakovic	543
7.	Lionel Simmons	514
8.	Vlade Divac	453
9.	Spud Webb	397
10.	Francisco Garcia	391

BLOCKED SHOTS

1.	Duane Causwell	695
2.	DeMarcus Cousins	558
3.	Chris Webber	553
4.	Vlade Divac	523
5.	Jason Thompson	394
6.	LaSalle Thompson	363
7.	Lionel Simmons	361
8.	Brad Miller	353
9.	Francisco Garcia	343
10.	Wayman Tisdale	280

MINUTES

1.	Mitch Richmond	19,532
2.	Peja Stojakovic	17,723
3.	Mike Bibby	16,982
4.	DeMarcus Cousins	14,996
5.	Chris Webber	14,627
6.	Jason Thompson	14,348
7.	Vlade Divac	13,676
8.	Lionel Simmons	13,472
9.	Brad Miller	13,283
10.	Wayman Tisdale	12,522

3-POINT FIELD GOALS MADE

1.	Peja Stojakovic	1,070
2.	Mitch Richmond	993
3.	Mike Bibby	775
4.	Francisco Garcia	475
5.	Kevin Martin	459
6.	Bobby Jackson	381
7.	Marcus Thornton	358
8.	Jason Williams	343
9.	Isaiah Thomas	325
10.	Doug Christie	316

3-POINT FIELD GOALS ATTEMPTED

1.	Peja Stojakovic	2,687
2.	Mitch Richmond	2,460
3.	Mike Bibby	2,056
4.	Francisco Garcia	1,319
5.	Jason Williams	1,139
6.	Kevin Martin	1,190
7.	Bobby Jackson	1,070
8.	Marcus Thornton	1,015
9.	Isaiah Thomas	904

3-POINT FG PERCENTAGE (min. 200 att.)

1.	Cuttino Mobley	.424	(92-217)
2.	Jim Les	.416	(190-457)
3.	Mitch Richmond	.404	(993-2460)
4.	Jimmer Fredette	.402	(179-445)
5.	Peja Stojakovic	.398	(1070-2687)
6.	Omri Casspi	.387	(314-811)
7.	Kevin Martin	.386	(459-1190)
8.	Danny Ainge	.378	(166-439)
9.	Mike Bibby	.377	(775-2056)
10.	Jon Barry	.373	(136-365)

GAMES PLAYED

1.	Jason Thompson	541
2.	Peja Stojakovic	518
3.	Mitch Richmond	517
4.	Mike Bibby	476
5.	DeMarcus Cousins	470
6.	Corliss Williamson	466
7.	Francisco Garcia	462
8.	Vlade Divac	454
	Lionel Simmons	454
10.	Duane Causwell	429

PERSONAL FOULS

1.	DeMarcus Cousins	1,809
2.	Jason Thompson	1,671
3.	Mitch Richmond	1,404
4.	Vlade Divac	1,349
5.	Wayman Tisdale	1,274
6.	Duane Causwell	1,257
7.	Corliss Williamson	1,253
8.	Chris Webber	1,240
9.	Brad Miller	1,199
10.	Lionel Simmons	1,106

DISQUALIFICATIONS

1.	DeMarcus Cousins	46
2.	Jason Thompson	28
	Duane Causwell	28
4.	LaSalle Thompson	21
5.	Wayman Tisdale	20
6.	Otis Thorpe	18
7.	Brad Miller	17
8.	Antoine Carr	16
	Mitch Richmond	16
10.	Walt Williams	15

TOP SINGLE-GAME PERFORMANCES

KINGS-ROYALS 40-PLUS POINT PERFORMANCES

Rochester-Cincinnati-Kansas City-Sacramento (Sacramento in bold)

59	Jack Twyman	1/15/60 vs. Minneapolis
56	DeMarcus Cousins	1/25/16 vs. Charlotte (2OT)
56	Oscar Robertson	12/18/64 vs. Los Angeles
55	DeMarcus Cousins	12/20/16 vs. Portland
55	Nate Archibald	2/23/72 vs. Portland
52	Nate Archibald	1/27/73 @ Atlanta
52	Nate Archibald	1/9/73 vs. New York
51	Chris Webber	1/5/01 vs. Indiana (1 OT)
51	Nate Archibald	11/18/72 vs. Houston
50	Kevin Martin	4/1/09 @ Golden State (1 OT)
50	Oscar Robertson	2/6/65 vs. Phila. (Syracuse)
50	Jack Twyman	2/28/59 vs. St. Louis
49	Otis Birdsong	1/29/80 @ Denver
49	Nate Archibald	2/13/73 vs. Houston
49	Nate Archibald	2/2/72 vs. New York
49	Oscar Robertson	11/15/61 @ Philadelphia
49	Jack Twyman	11/11/59 @ Boston
48	DeMarcus Cousins	1/23/16 vs. Indiana
48	Kevin Martin	11/2/09 vs. Memphis
48	Kevin Martin	3/7/08 vs. Minnesota
48	Mike Woodson	2/20/83 vs. Houston
48	Nate Archibald	1/16/73 vs. Seattle
48	Oscar Robertson	11/10/66 vs. Boston
48	Oscar Robertson	12/3/65 @ Los Angeles
48	Oscar Robertson	12/27/64 @ Baltimore
48	Oscar Robertson	3/14/64 @ St. Louis
48	Oscar Robertson	2/2/64 @ Boston (1 OT)
48	Oscar Robertson	12/5/63 vs. Boston
47	Mitch Richmond	12/15/95 @ Houston
47	Nate Archibald	11/15/72 vs. Seattle
47	Nate Archibald	3/13/71 vs. Atlanta
47	Oscar Robertson	2/6/62 vs. Detroit
47	Jack Twyman	10/30/59 vs. Syracuse
46	DeMarcus Cousins	1/30/17 @ Philadelphia
46	Nate Archibald	3/22/72 vs. Detroit
46	Nate Archibald	3/12/72 vs. Golden State
46	Oscar Robertson	2/15/67 vs. New York
46	Jack Twyman	3/4/59 vs. Minneapolis
45	Scott Wedman	1/2/80 @ Utah (1 OT)
45	Kevin Martin	1/3/09 @ Indiana
45	Danny Ainge	3/4/89 @ Golden State
45	Nate Archibald	12/30/72 @ Golden State
45	Nate Archibald	3/26/72 @ Cleveland
45	Nate Archibald	3/19/72 vs. Buffalo
45	Nate Archibald	2/5/72 vs. Detroit
45	Connie Dierking	2/22/70 vs. Philadelphia
45	Oscar Robertson	2/17/64 vs. San Francisco
45	Oscar Robertson	12/14/61 @ Los Angeles
45	Oscar Robertson	12/27/60 vs. Syracuse
45	Jack Twyman	3/8/59 @ Boston
45	Jack Twyman	11/19/58 vs. Boston
44	Mike Bibby	1/24/06 @ Philadelphia
44	Mitch Richmond	4/8/95 vs. LA Clippers (1 OT)
44	Nate Archibald	3/20/73 vs. Buffalo
44	Tom Van Arsdale	2/13/72 @ Houston
44	Oscar Robertson	12/11/69 @ Detroit (1 OT)
44	Oscar Robertson	3/5/66 vs. New York (1 OT)
44	Oscar Robertson	2/18/66 @ Baltimore
44	Oscar Robertson	2/2/66 @ Los Angeles
44	Oscar Robertson	11/27/65 @ New York
44	Oscar Robertson	2/3/65 vs. Los Angeles
44	Oscar Robertson	2/15/64 @ New York
44	Oscar Robertson	1/19/64 @ St. Louis
44	Oscar Robertson	11/15/60 vs. Philadelphia
43	Kevin Martin	11/16/07 vs. New York (2 OT)
43	Ron Boone	3/29/77 vs. New York
43	Nate Archibald	2/22/73 vs. Milwaukee (1 OT)
43	Nate Archibald	10/21/72 vs. Atlanta
43	Nate Archibald	1/14/72 vs. Atlanta
43	Oscar Robertson	1/5/68 @ Detroit
43	Oscar Robertson	3/13/67 @ Chicago
43	Oscar Robertson	3/4/67 vs. Baltimore
43	Oscar Robertson	1/6/67 vs. Chicago
43	Oscar Robertson	12/22/65 @ Baltimore (1 OT)
43	Oscar Robertson	2/29/64 @ Philadelphia
43	Oscar Robertson	3/10/63 @ Boston (Playoffs)
43	Oscar Robertson	1/23/63 vs. Boston
43	Oscar Robertson	2/19/61 vs. Los Angeles
43	Oscar Robertson	12/26/60 @ Detroit
43	Jack Twyman	1/8/60 vs. St. Louis
42	DeMarcus Cousins	1/21/17 @ Chicago
42	Marcus Thornton	1/24/14 vs. Indiana
42	Marcus Thornton	3/14/11 vs. Golden State
42	Mike Bibby	1/29/06 @ Toronto (1 OT)
42	Mike Bibby	1/15/06 vs. Orlando
42	Lionel Simmons	3/23/91 vs. Phoenix
42	Otis Birdsong	12/5/80 vs. Houston
42	Nate Archibald	10/10/73 vs. Chicago
42	Nate Archibald	3/13/73 @ Baltimore
42	Nate Archibald	2/10/73 vs. Chicago
42	Nate Archibald	1/11/73 vs. Golden State
42	Nate Archibald	1/26/72 @ Philadelphia
42	Nate Archibald	12/1/71 vs. Chicago
42	Tom Van Arsdale	3/16/70 vs. Chi. (1 OT, Omaha)
42	Oscar Robertson	1/3/69 vs. Baltimore
42	Oscar Robertson	1/31/68 vs. New York
42	Oscar Robertson	2/19/66 @ New York
42	Oscar Robertson	2/9/65 vs. Boston
42	Oscar Robertson	1/9/65 @ Baltimore
42	Oscar Robertson	2/7/64 vs. Philadelphia
42	Oscar Robertson	12/8/62 vs. Los Angeles
42	Oscar Robertson	11/7/62 vs. Boston
42	Oscar Robertson	2/13/62 vs. Philadelphia
42	Oscar Robertson	1/2/61 vs. Syracuse (Utica)
42	Oscar Robertson	11/27/60 vs. New York
42	Jack Twyman	2/23/60 vs. Syracuse
42	Jack Twyman	1/2/60 vs. New York
42	Jack Twyman	12/27/59 vs. Boston
41	Rudy Gay	1/21/14 @ New Orleans
41	DeMarcus Cousins	4/3/12 vs. Phoenix
41	Peja Stojakovic	12/23/03 vs. Memphis
41	Chris Webber	3/9/01 vs. Denver
41	Chris Webber	3/7/01 at Phoenix
41	Chris Webber	2/2/01 vs. Vancouver
41	Mitch Richmond	2/13/97 vs. LA Clippers
41	Mitch Richmond	1/4/96 vs. Denver
41	Antoine Carr	2/20/91 vs. Cleveland
41	Scott Wedman	3/18/81 vs. Denver
41	Nate Archibald	1/21/75 vs. Portland
41	Nate Archibald	2/28/73 @ Phoenix
41	Nate Archibald	12/15/72 vs. Detroit (1 OT)
41	Nate Archibald	12/12/72 vs. Cleveland
41	Nate Archibald	12/10/72 vs. Atlanta
41	Nate Archibald	1/16/72 vs. Cle. (Las Cruces)
41	Nate Archibald	1/7/72 @ Detroit
41	Oscar Robertson	1/25/70 vs. Baltimore
41	Oscar Robertson	11/21/69 vs. Chicago
41	Tom Van Arsdale	11/2/69 @ Los Angeles
41	Oscar Robertson	12/28/67 vs. S.F. (Cleveland)
41	Connie Dierking	3/19/68 @ Philadelphia
41	Connie Dierking	3/3/68 @ Seattle
41	Jerry Lucas	11/9/67 @ New York
41	Oscar Robertson	10/18/67 vs. San Francisco
41	Oscar Robertson	11/30/65 vs. Los Angeles
41	Oscar Robertson	11/10/65 vs. New York
41	Oscar Robertson	1/4/64 @ New York
41	Oscar Robertson	1/10/63 vs. Boston
41	Oscar Robertson	3/2/62 vs. Det. (Fort Wayne)
41	Oscar Robertson	2/28/62 vs. Boston
41	Jack Twyman	1/30/61 vs. Boston
41	Oscar Robertson	12/1/60 vs. Syracuse
41	Jack Twyman	1/8/59 vs. Syracuse (3 OT)
40	DeMarcus Cousins	2/14/17 @ LA Lakers
40	DeMarcus Cousins	3/7/16 at New Orleans
40	DeMarcus Cousins	11/13/15 vs. Brooklyn
40	Rudy Gay	10/31/14 vs. Portland
40	Kevin Martin	12/21/06 vs. Washington
40	Mike Bibby	1/19/06 vs. LA Lakers (1 OT)
40	Mike Bibby	2/4/05 vs. New York
40	Corliss Williamson	3/4/98 vs. Detroit
40	Mitch Richmond	12/30/96 @ Phoenix
40	Mitch Richmond	12/27/93 @ Orlando
40	Wayman Tisdale	3/23/93 vs. LA Clippers
40	Walt Williams	1/2/93 vs. Philadelphia
40	Wayman Tisdale	3/6/90 @ Detroit
40	Wayman Tisdale	12/8/89 @ Golden State
40	Eddie Johnson	3/3/85 @ LA Clippers (1 OT)
40	Eddie Johnson	10/30/83 vs. Seattle
40	Ron Boone	3/18/78 @ Boston
40	Nate Archibald	3/28/75 @ Los Angeles
40	Nate Archibald	3/25/75 @ New Orleans
40	Nate Archibald	1/25/75 @ New York
40	Nate Archibald	11/17/72 vs. Cleveland
40	Nate Archibald	12/22/71 vs. Atlanta
40	Tom Van Arsdale	2/12/71 @ San Francisco
40	Oscar Robertson	1/22/70 vs. Boston
40	Oscar Robertson	3/1/66 vs. Philadelphia
40	Oscar Robertson	2/21/66 vs. Phila. (Dayton)
40	Oscar Robertson	12/29/65 vs. Los Angeles
40	Oscar Robertson	3/26/65 @ Phila. (Playoffs)
40	Oscar Robertson	2/21/65 @ New York
40	Oscar Robertson	11/25/64 @ Baltimore
40	Oscar Robertson	1/18/64 vs. St. Louis
40	Oscar Robertson	12/6/63 @ Boston
40	Oscar Robertson	2/13/61 vs. L.A. (Dayton)
40	Jack Twyman	2/20/60 vs. Detroit
40	Jack Twyman	1/1/60 vs. Boston (Detroit)
40	Jack Twyman	1/28/56 vs. Boston

TOP SINGLE-GAME PERFORMANCES

KINGS 40-PLUS POINT PERFORMANCES IN THE SACRAMENTO KINGS ERA (1985-86 - PRESENT)

POINTS

56	DeMarcus Cousins	1/25/16 vs. Charlotte (2OT)
55	DeMarcus Cousins	12/20/16 vs. Portland
51	Chris Webber	1/5/01 vs. Indiana (1 OT)
50	Kevin Martin	4/1/09 @ Golden State (1 OT)
48	DeMarcus Cousins	1/23/16 vs. Indiana
48	Kevin Martin	11/2/09 vs. Memphis
48	Kevin Martin	3/7/08 vs. Minnesota
47	Mitch Richmond	12/15/95 @ Houston
46	DeMarcus Cousins	1/30/17 @ Philadelphia
45	Kevin Martin	1/3/09 @ Indiana
45	Danny Ainge	3/4/89 @ Golden State
44	Mike Bibby	1/24/06 @ Philadelphia
44	Mitch Richmond	4/8/95 vs. LA Clippers (1 OT)
43	Kevin Martin	11/16/07 vs. New York (2 OT)
42	DeMarcus Cousins	1/21/17 @ Chicago
42	Marcus Thornton	1/24/14 vs. Indiana
42	Marcus Thornton	3/14/11 vs. Golden State
42	Mike Bibby	1/29/06 @ Toronto (1 OT)
42	Mike Bibby	1/15/06 vs. Orlando
42	Lionel Simmons	3/23/91 vs. Phoenix
41	Rudy Gay	1/21/14 @ New Orleans
41	DeMarcus Cousins	4/3/12 vs. Phoenix
41	Peja Stojakovic	12/23/03 vs. Memphis
41	Chris Webber	3/9/01 vs. Denver
41	Chris Webber	3/7/01 at Phoenix
41	Chris Webber	2/2/01 vs. Vancouver
41	Mitch Richmond	2/13/97 vs. LA Clippers
41	Mitch Richmond	1/4/96 vs. Denver
41	Antoine Carr	2/20/91 vs. Cleveland
40	DeMarcus Cousins	2/14/17 @ LA Lakers
40	DeMarcus Cousins	3/7/16 at New Orleans
40	DeMarcus Cousins	11/13/15 vs. Brooklyn
40	Rudy Gay	10/31/14 vs. Portland
40	Kevin Martin	12/21/06 vs. Washington
40	Mike Bibby	1/19/06 vs. LA Lakers (1 OT)
40	Mike Bibby	2/4/05 vs. New York
40	Corliss Williamson	3/4/98 vs. Detroit
40	Mitch Richmond	12/30/96 @ Phoenix
40	Mitch Richmond	12/27/93 @ Orlando
40	Wayman Tisdale	3/23/93 vs. LA Clippers
40	Walt Williams	1/2/93 vs. Philadelphia
40	Wayman Tisdale	3/6/90 @ Detroit
40	Wayman Tisdale	12/8/89 @ Golden State

REBOUNDS

26	Chris Webber	1/5/01 vs. Indiana
24	DeMarcus Cousins	3/13/15 @ Philadelphia
22	DeMarcus Cousins	4/17/13 vs. LA Clippers
22	Brad Miller	1/14/09 @ Golden State (3 OT)
22	Chris Webber	11/23/99 vs. New Jersey
22	LaSalle Thompson	11/16/88 @ LA Clippers
21	DeMarcus Cousins	4/1/15 @ Houston
21	Brad Miller	1/30/08 vs. Charlotte
21	Chris Webber	4/15/99 vs. Seattle
21	Olden Polynice	2/18/97 vs. Minnesota
21	Olden Polynice	3/11/94 @ Milwaukee
21	LaSalle Thompson	1/8/86 @ Indiana

ASSISTS

20	Rajon Rondo	1/25/16 vs. Charlotte (2 OT)
20	Rajon Rondo	11/23/15 @ Charlotte (1 OT)
19	Rajon Rondo	1/4/16 @ Oklahoma City
19	Rajon Rondo	12/5/15 @ Houston
18	Rajon Rondo	2/24/16 vs. San Antonio
18	Rajon Rondo	11/19/15 @ Miami
18	Jason Williams	1/4/00 @ Cleveland
18	Reggie Theus	4/5/86 vs. Phoenix
18	Reggie Theus	3/11/86 vs. San Antonio
18	Reggie Theus	2/25/86 @ Seattle
17	Rajon Rondo	3/2/16 @ Memphis
17	Rajon Rondo	1/20/16 @ L.A. Lakers
17	Rajon Rondo	12/23/15 @ Indiana
17	Beno Udrih	3/21/10 at LA Clippers
17	Bobby Hurley	3/3/95 @ LA Lakers (2 OT)
17	Spud Webb	3/23/93 vs. LA Clippers
17	Jim Les	3/2/91 @ Seattle
17	Reggie Theus	3/25/86 vs. Portland

DeMARCUS COUSINS

CHRIS WEBBER

RAJON RONDO

TOP SINGLE-GAME PERFORMANCES

TOP REBOUNDING PERFORMANCES

Rochester-Cincinnati Royals Era

40	Jerry Lucas	2/29/64 @ Philadelphia
38	Maurice Stokes	1/14/56 vs. Syracuse
37	Jerry Lucas	1/20/65 @ Detroit
35	Jerry Lucas	11/13/65 vs. Baltimore
34	Jerry Lucas	2/12/68 vs. Chicago (Cleveland)
34	Maurice Stokes	1/21/56 vs. St. L (Saratoga Spr.)
33	Jerry Lucas	11/11/66 @ Baltimore
33	Maurice Stokes	1/16/57 vs. St. Louis
32	Jerry Lucas	10/21/67 vs. Chicago
32	Jerry Lucas	2/15/66 vs. Boston
32	Jerry Lucas	1/25/66 vs. Boston
31	Jerry Lucas	2/12/69 vs. San Diego
31	Jerry Lucas	1/2/69 @ San Francisco
31	Jerry Lucas	11/23/66 vs. Philadelphia
31	Jerry Lucas	10/28/65 vs. Boston
31	Jerry Lucas	3/6/65 @ San Francisco
31	Jerry Lucas	11/7/64 @ Philadelphia
30	Jerry Lucas	11/23/65 vs. Detroit (New York)
30	Jerry Lucas	3/21/65 @ Boston
30	Maurice Stokes	11/8/57 vs. Boston
30	Maurice Stokes	2/1/57 vs. Ft. Wayne (Cincinnati)
30	Maurice Stokes	2/1/56 vs. Syracuse

Kansas City-Sacramento Kings Era

26	Chris Webber	1/5/01 vs. Indiana
26	Sam Lacey	11/25/73 vs. Seattle
25	Sam Lacey	11/10/74 vs. Boston
25	Sam Lacey	2/2/71 @ New York
24	DeMarcus Cousins	3/13/15 @ Philadelphia
24	Sam Lacey	1972-73, date n/a
23	Sam Lacey	3/8/78 vs. New Jersey
23	Sam Lacey	11/21/75 vs. Chicago
23	Sam Lacey	10/30/74 vs. Milwaukee
23	Sam Lacey	2/15/74 @ Philadelphia
22	DeMarcus Cousins	4/17/13 vs. LA Clippers
22	Brad Miller	1/14/09 @ Golden State (3 OT)
22	Chris Webber	11/23/99 vs. New Jersey
22	LaSalle Thompson	11/16/88 @ LA Clippers
22	Sam Lacey	11/24/74 vs. Cleveland
22	Sam Lacey	2/19/74 vs. Los Angeles
22	Sam Lacey	12/1/73 @ Golden State
22	Ron Riley	11/2/73 vs. Seattle
21	DeMarcus Cousins	4/1/15 @ Houston
21	Brad Miller	1/30/08 vs. Charlotte
21	Chris Webber	4/15/99 vs. Seattle
21	Olden Polynice	2/18/97 vs. Minnesota
21	Olden Polynice	3/11/94 @ Milwaukee
21	LaSalle Thompson	1/8/86 @ Indiana
21	Sam Lacey	12/26/79 vs. Los Angeles
21	Sam Lacey	11/13/74 @ Washington
21	John Block	1972-73, date n/a
20	29 times	(Sam Lacey 13 times)

TOP ASSIST PERFORMANCES

Rochester-Cincinnati Royals Era

22	Oscar Robertson	3/5/66 vs. New York
22	Oscar Robertson	10/29/61 vs. Syracuse
21	Oscar Robertson	2/14/64 vs. New York
20	Oscar Robertson	3/4/69 @ Phoenix
20	Oscar Robertson	2/28/65 vs. New York (Dayton)
20	Oscar Robertson	12/28/64 vs. San Francisco
20	Oscar Robertson	12/11/61 vs. Chicago (Dayton)
20	Oscar Robertson	2/19/61 vs. Los Angeles
20	Bob Davies	1/22/55 vs. Boston
19	Oscar Robertson	12/6/67 vs. Philadelphia
19	Oscar Robertson	1/18/68 vs. S.D. (Cleveland)
19	Oscar Robertson	12/14/66 @ Los Angeles
19	Oscar Robertson	3/18/65 vs. Baltimore
19	Oscar Robertson	12/1/64 vs. Detroit (Indianapolis)
19	Oscar Robertson	1/5/64 vs. Baltimore
19	Oscar Robertson	1/4/63 vs. San Francisco
19	Oscar Robertson	12/13/62 vs. Chicago (Indianapolis)
19	Oscar Robertson	1/11/62 vs. Philadelphia
19	Oscar Robertson	12/8/61 vs. St. Louis
18	15 times	(Oscar Robertson 9 times)

Kansas City-Sacramento Kings Era

22	Phil Ford	2/21/79 vs. Milwaukee
21	Phil Ford	2/23/79 vs. Phoenix
21	Nate Archibald	12/15/72 vs. Detroit (1OT)
20	Rajon Rondo	1/25/16 vs. Charlotte (2 OT)
20	Rajon Rondo	11/23/15 @ Charlotte (1 OT)
20	Nate Archibald	3/2/73 @ Golden State
20	Nate Archibald	2/9/73 @ Houston
19	Rajon Rondo	1/4/16 @ Oklahoma City
19	Rajon Rondo	12/5/15 @ Houston
19	Nate Archibald	2/6/73 @ Chicago
19	Nate Archibald	11/10/72 @ Seattle
18	Rajon Rondo	2/24/16 vs. San Antonio
18	Rajon Rondo	11/19/15 @ Miami
18	Jason Williams	1/4/00 @ Cleveland
18	Reggie Theus	4/5/86 vs. Phoenix
18	Reggie Theus	3/11/86 vs. San Antonio
18	Reggie Theus	2/25/86 @ Seattle
18	Nate Archibald	12/25/72 vs. Milwaukee
18	Nate Archibald	12/2/72 @ Houston
18	Nate Archibald	11/8/72 vs. Philadelphia
17	Rajon Rondo	3/2/16 @ Memphis
17	Rajon Rondo	1/20/16 @ L.A. Lakers

TOP OPPONENT PERFORMANCES

Points

65	Wilt Chamberlain	2/13/62 vs. Philadelphia
62	Wilt Chamberlain	11/15/64 vs. San Francisco
61	Wilt Chamberlain	11/21/62 @ San Francisco
61	George Mikan	1/20/52 @ Minneapolis
60	Wilt Chamberlain	1/26/69 vs. L.A. (Cleveland)
59	Wilt Chamberlain	11/18/62 vs. San Francisco
58	Wilt Chamberlain	2/13/67 @ Philadelphia
58	Wilt Chamberlain	2/25/61 vs. Philadelphia
57	Rick Barry	10/29/66 vs. San Francisco
57	Wilt Chamberlain	12/19/61 vs. Philadelphia
	Most in KC Kings Era	
53	Gail Goodrich	3/28/75 @ Los Angeles
	Most in Sac Kings Era	
53	Tony Delk	1/2/01 vs. Phoenix

Rebounds

40	Bill Russell	12/12/58 @ Boston (1 OT)
39	Wilt Chamberlain	12/28/59 vs. Phila. (St. Louis)
38	Wilt Chamberlain	12/18/60 vs. Philadelphia
37	Wilt Chamberlain	1/24/60 vs. Philadelphia
36	Wilt Chamberlain	2/28/67 vs. Phila. (Syracuse)
36	Bill Russell	3/21/65 @ Boston
36	George Mikan	1/20/52 @ Minneapolis
35	Bill Russell	4/9/64 @ Boston (Playoffs)
35	Bill Russell	1/12/62 @ Boston
35	Wilt Chamberlain	11/8/59 @ Philadelphia
35	Bob Pettit	3/2/58 @ St. Louis
	Most in KC-Sac Kings Era	
31	Dennis Rodman	3/14/92 vs. Detroit

Assists

21	Sherman Douglas	12/8/93 @ Boston
21	Nate McMillan	3/31/87 @ Seattle
21	Isiah Thomas	12/22/84 vs. Detroit
20	Steve Nash	12/5/06 @ Phoenix
20	John Lucas	12/23/83 vs. San Antonio
20	Kevin Porter	1/22/78 @ New Jersey
20	Guy Rodgers	3/1/63 @ San Francisco
19	Chris Paul	2/1/08 vs. New Orleans
19	Chauncey Billups	12/14/05 @ Detroit
19	Steve Nash	4/1/04 @ Dallas
19	Michael Adams	2/12/92 vs. Washington
19	John Stockton	1/5/91 vs. Utah
19	John Stockton	3/24/88 @ Utah
19	John Stockton	2/29/88 vs. Utah
19	John Stockton	1/2/88 vs. Utah
19	Magic Johnson	3/22/87 @ LA Lakers
19	Magic Johnson	3/21/84 vs. LA Lakers
19	Guy Rodgers	3/3/63 @ San Francisco
19	Bob Cousy	2/19/63 @ Boston

TOP SINGLE-GAME PERFORMANCES

TRIPLE-DOUBLE PERFORMANCES IN THE SACRAMENTO ERA

Name	Date	Opponent	PTS	REB	AST
DeMarcus Cousins	2/3/17	vs. Phoenix	22	11	12
DeMarcus Cousins	1/18/17	vs. Indiana	25	12	10
Rajon Rondo	4/5/16	vs. Portland	27	10	12
DeMarcus Cousins	2/5/16	@ Brooklyn	24	10	10
Rajon Rondo	1/23/16	vs. Indiana	11	10	10
Rajon Rondo	11/18/15	@ Atlanta	12	12	10
Rajon Rondo	11/13/15	vs. Brooklyn	23	10	14
Rajon Rondo	11/11/15	vs. Detroit	14	11	15
Rajon Rondo	11/7/15	vs. Golden State	14	12	15
DeMarcus Cousins	4/3/15	vs. New Orleans	24	20	13
DeMarcus Cousins	4/1/15	@ Houston	24	21	10
Isaiah Thomas	3/18/14	vs. Washington	24	11	10
DeMarcus Cousins	12/30/12	vs. Boston	12	10	10
Beno Udrih	3/28/10	@ Cleveland	18	10	15
Tyreke Evans*	3/10/10	vs. Toronto	19	10	10
Brad Miller	4/10/07	@ Memphis	17	10	11
John Salmons	12/22/06	@ Denver	21	11	10
Kenny Thomas	1/19/06	vs. LA Lakers	16	12	10
Chris Webber	2/13/05	@ Boston	14	17	12
Chris Webber	2/8/05	vs. Phoenix	24	10	12
Chris Webber	2/5/05	@ Portland	20	13	10
Mike Bibby	1/20/05	vs. Cleveland	15	10	11
Chris Webber	11/9/04	vs. Toronto	21	11	11
Vlade Divac	2/17/04	vs. Boston	14	11	11
Brad Miller	12/7/03	vs. Indiana	18	15	10
Brad Miller	11/21/03	vs. Orlando	22	14	10
Chris Webber	1/26/03	@ Toronto	24	19	10
Chris Webber	1/15/03	vs. Dallas	29	15	11
Chris Webber	12/21/02	@ Phoenix	29	15	11
Vlade Divac	2/6/02	@ Boston	15	14	10
Chris Webber	3/20/01	vs. Houston	28	10	12
Chris Webber	4/18/00	vs. Seattle	23	10	13
Vlade Divac	4/2/00	vs. Philadelphia	14	11	11
Chris Webber	3/28/00	vs. New York	21	10	11
Chris Webber	3/6/00	vs. Dallas	22	10	11
Chris Webber	12/4/99	@ Washington	25	11	10
Chris Webber	11/23/99	vs. New Jersey	26	17	10
Vlade Divac	4/6/99	@ Seattle	11	14	10
Chris Webber	2/25/99	@ Washington	17	10	10
Mitch Richmond	1/22/97	vs. Detroit	38	10	10
Mitch Richmond	2/16/94	vs. Philadelphia	31	12	10
Lionel Simmons	1/7/94	@ Seattle	14	12	13
Mitch Richmond	1/2/92	vs. Philadelphia	29	10	10
Lionel Simmons	11/26/91	vs. Phoenix	10	14	10
Danny Ainge	12/5/89	vs. Milwaukee	27	11	13
Rodney McCray	1/11/89	@ LA Clippers	18	10	10
Rodney McCray	12/1/88	vs. Denver	20	12	10
Reggie Theus	3/12/86	@ Dallas	32	14	15

* first triple-double by a rookie in Sacramento era

TOP 20-POINT, 20-REBOUND PERFORMANCES IN THE SACRAMENTO ERA

POINTS	REBOUNDS	PLAYER	GAME
36	20	DeMarcus Cousins	11/28/16 @ Washington
24	20	DeMarcus Cousins	3/20/16 @ New York
37	20	DeMarcus Cousins	2/19/16 vs. Denver
24	20	DeMarcus Cousins*	4/3/15 vs. New Orleans
24	21	DeMarcus Cousins*	4/1/15 @ Houston
39	20	DeMarcus Cousins	3/27/15 @ New Orleans
39	24	DeMarcus Cousins	3/13/15 @ Philadelphia
28	20	DeMarcus Cousins	3/9/14 @ Brooklyn
36	22	DeMarcus Cousins	4/17/13 vs. L.A. Clippers
31	20	DeMarcus Cousins	1/4/13 @ Toronto
21	20	DeMarcus Cousins	2/4/12 vs. Golden State
30	22	Brad Miller	1/14/09 @ Golden State
22	20	Brad Miller	2/2/08 vs. Chicago
22	21	Brad Miller	1/30/08 vs. Charlotte
51	26	Chris Webber	1/5/01 vs. Indiana
28	20	Chris Webber	2/23/00 vs. Atlanta
26	22	Chris Webber	11/23/99 vs. New Jersey
26	21	Chris Webber	4/15/99 vs. Seattle
28	20	Chris Webber	2/9/99 @ Phoenix
23	21	Olden Polynice	3/11/94 @ Milwaukee
24	22	LaSalle Thompson	11/16/88 @ L.A. Clippers

* triple-double

SEASON BEST PERFORMANCES

INDIVIDUAL

MINUTES

No.	Season	Player	G	MIN	AVG	NBA RK
1.	1972-73	Nate Archibald	80	3681	46.0	1
2.	1965-66	Oscar Robertson	76	3493	46.0	3
3.	1964-65	Oscar Robertson	75	3421	45.6	2
4.	1963-64	Oscar Robertson	79	3559	45.1	2
5.	1965-66	Jerry Lucas	79	3517	44.5	2
6.	1961-62	Oscar Robertson	79	3503	44.3	2
7.	1967-68	Jerry Lucas	82	3619	44.1	2
8.	1962-63	Oscar Robertson	80	3521	44.0	2
9.	1966-67	Oscar Robertson	79	3468	43.9	3
10.	1968-69	Oscar Robertson	79	3461	43.8	4

SCORING

No.	Season	Player	G	PTS	AVG	NBA RK
1.	1972-73	Nate Archibald	80	2719	34.0	1
2.	1963-64	Oscar Robertson	79	2480	31.4	2
3.	1965-66	Oscar Robertson	76	2378	31.3	3
4.	1959-60	Jack Twyman	75	2338	31.2	2
5.	1961-62	Oscar Robertson	79	2432	30.8	3
6.	1966-67	Oscar Robertson	79	2412	30.5	2
7.	1960-61	Oscar Robertson	71	2165	30.5	3
8.	1964-65	Oscar Robertson	75	2279	30.4	3
9.	1967-68	Oscar Robertson	65	1896	29.2	6
10.	1962-63	Oscar Robertson	80	2264	28.3	3

REBOUNDS

No.	Season	Player	G	REB	AVG	NBA RK
1.	1965-66	Jerry Lucas	79	1668	21.1	3
2.	1964-65	Jerry Lucas	66	1321	20.0	4
3.	1966-67	Jerry Lucas	81	1547	19.1	3
4.	1967-68	Jerry Lucas	82	1560	19.0	2
5.	1968-69	Jerry Lucas	74	1360	18.4	6
6.	1957-58	Maurice Stokes	63	1142	18.1	3
7.	1956-57	Maurice Stokes	72	1256	17.4	1
8.	1963-64	Jerry Lucas	79	1375	17.4	3
9.	1955-56	Maurice Stokes	67	1094	16.3	2
10.	1974-75	Sam Lacey	81	1149	14.2	3

ASSISTS

No.	Season	Player	G	AST	AVG	NBA RK
1.	2015-16	Rajon Rondo	72	839	11.7	1
2.	1964-65	Oscar Robertson	75	861	11.5	1
3.	1961-62	Oscar Robertson	79	899	11.4	1
4.	1972-73	Nate Archibald	80	910	11.4	1
5.	1965-66	Oscar Robertson	76	847	11.1	1
6.	1963-64	Oscar Robertson	79	868	11.0	1
7.	1966-67	Oscar Robertson	79	845	10.7	2
8.	1970-71	Norm Van Lier	82	832	10.1	1
9.	1968-69	Oscar Robertson	79	772	9.8	1
10.	1967-68	Oscar Robertson	65	633	9.7	3
	1960-61	Oscar Robertson	71	690	9.7	1

FIELD GOAL PERCENTAGE (Minimum 500 FGA)

No.	Season	Player	FGM	FGA	PCT	NBA RK
1.	1982-83	Steve Johnson	371	595	.624	2
2.	1981-82	Steve Johnson	395	644	.613	2
3.	1984-85	Otis Thorpe	411	685	.600	3
4.	1970-71	Johnny Green	502	855	.587	1
5.	1972-73	Matt Guokas	322	565	.570	2
6.	1971-72	Johnny Green	331	582	.569	—
7.	1969-70	Johnny Green	481	860	.559	1
8.	1968-69	Jerry Lucas	555	1007	.551	2
9.	1978-79	Bill Robinzine	459	837	.548	9
10.	1980-81	Reggie King	472	867	.544	—

TEAM

SCORING

No.	Season	PTS	AVG	NBA RK
1.	1961-62	9848	123.1	2
2.	1962-63	9520	119.0	2
3.	1960-61	9314	117.9	6
4.	1965-66	9424	117.8	3
5.	1969-70	9619	117.3	7
6.	1966-67	9485	117.1	5
7.	1967-68	9561	116.6	7
8.	1970-71	9511	116.0	3
9.	1984-85	9413	114.8	5
10.	1963-64	9176	114.7	1

FIELD GOAL PERCENTAGE

No.	Season	FGM	FGA	PCT	NBA RK
1.	1984-85	3664	7275	.504	4
2.	1980-81	3572	7151	.500	5
3.	1982-83	3719	7485	.497	4
4.	1981-82	3604	7284	.495	10
5.	1978-79	3764	7644	.492	6
6.	1985-86	3538	7220	.490	8
7.	1983-84	3516	7230	.486	16
8.	1972-73	3621	7581	.478	2
9.	1986-87	3522	7413	.475	13
10.	1987-88	3458	7337	.471	17

FREE THROW PERCENTAGE

No.	Season	FTM	FTA	PCT	NBA RK
1.	1974-75	1797	2190	.821	1
2.	2008-09	1682	2107	.798	6
3.	2007-08	1812	2272	.798	3
4.	1976-77	1706	2140	.797	1
5.	1986-87	1974	2479	.796	2
6.	2003-04	1626	2044	.795	2
7.	2004-05	1577	2004	.787	6
8.	1977-78	1775	2262	.785	2
9.	2005-06	1704	2173	.784	5
10.	1984-85	2022	2595	.779	7

REBOUNDING

No.	Season	REB	AVG	NBA RK
1.	1961-62	5665	70.8	5
2.	1960-61	5581	70.6	7
3.	1959-60	5251	70.0	5
4.	1962-63	5561	69.5	2
5.	1965-66	5559	69.5	4
6.	1957-58	4959	68.9	6
7.	1958-59	4887	67.9	6
8.	1963-64	5400	67.5	9
9.	1964-65	5387	67.3	4
10.	1966-67	5198	64.2	9

ASSISTS

No.	Season	AST	AVG	NBA RK
1.	1984-85	2342	28.6	2
2.	1985-86	2304	28.1	5
3.	1980-81	2271	27.7	4
4.	1978-79	2239	27.3	7
5.	1983-84	2229	27.2	7
6.	1961-62	2154	26.9	1
7.	1960-61	2107	26.7	2
8.	1986-87	2185	26.6	9
9.	1982-83	2155	26.3	9
10.	2003-04	2152	26.2	1

SEASON BEST PERFORMANCES

INDIVIDUAL

FREE THROW PERCENTAGE (Minimum 250 FTA)

No.	Season	Player	FTM	FTA	PCT	NBA RK
1.	1994-95	Spud Webb	226	242	.934	1
2.	2003-04	Peja Stojakovic	394	425	.927	1
3.	2004-05	Peja Stojakovic	253	275	.920	3
4.	1951-52	Bobby Wanzer	377	417	.904	1
5.	1966-67	Adrian Smith	343	380	.903	1
6.	2000-01	Doug Christie	280	312	.897	3
7.	2001-02	Peja Stojakovic	283	323	.876	T9
8.	2002-03	Peja Stojakovic	231	264	.875	12
9.	1966-67	Oscar Robertson	736	843	.873	4
10.	1967-68	Oscar Robertson	576	660	.873	1

STEALS

No.	Season	Player	G	STL	AVG	NBA RK
1.	1976-77	Brian Taylor	72	199	2.76	2
2.	2007-08	Ron Artest	57	133	2.33	2
3.	2000-01	Doug Christie	81	183	2.26	3
4.	2002-03	Doug Christie	80	180	2.25	4
5.	1978-79	Phil Ford	79	174	2.20	5
6.	2006-07	Ron Artest	70	149	2.13	2
7.	2001-02	Doug Christie	81	160	1.98	5
8.	2015-16	Rajon Rondo	72	141	1.96	7
9.	1998-99	Jason Williams	50	95	1.90	15
10.	2003-04	Doug Christie	82	151	1.84	5

BLOCKED SHOTS

No.	Season	Player	G	BLK	AVG	NBA RK
1.	1991-92	Duane Causwell	80	215	2.69	7
2.	1997-98	Michael Stewart	81	195	2.41	7
3.	1973-74	Sam Lacey	79	184	2.33	8
4.	1998-99	Chris Webber	42	89	2.12	11
5.	1974-75	Sam Lacey	81	168	2.07	4
6.	1987-88	Jawann Oldham	54	110	2.04	7
7.	1990-91	Duane Causwell	76	148	1.95	15
8.	2002-03	Keon Clark	80	150	1.88	T11
9.	1983-84	LaSalle Thompson	80	145	1.81	7
10.	2014-15	DeMarcus Cousins	59	103	1.75	T10

TEAM

STEALS

No.	Season	STL	AVG	NBA RK
1.	1979-80	863	10.52	5
2.	1976-77	849	10.35	8
3.	1978-79	825	10.06	7
4.	1973-74	796	9.71	2
5.	1977-78	794	9.68	14
6.	2000-01	793	9.67	1
7.	1999-00	787	9.60	3
8.	1982-83	765	9.33	8
9.	1975-76	751	9.16	7
10.	1981-82	743	9.06	7

BLOCKED SHOTS

No.	Season	BLK	AVG	NBA RK
1.	1991-92	618	7.54	2
2.	1990-91	513	6.26	5
3.	1987-88	493	6.01	7
4.	2002-03	457	5.57	12
	1994-95	457	5.57	8
6.	1995-96	436	5.32	11
7.	2000-01	432	5.27	14
8.	1997-98	420	5.12	14
9.	1982-83	409	4.99	15
	1988-89	409	4.99	17

DID YOU KNOW ... NBA Hall of Famer Oscar Robertson became the only player in NBA history to average a triple-double (points, rebounds, and assists) for an entire season. The Cincinnati Royals All-Star averaged 30.8 points, 12.5 rebounds, and a league-high 11.4 assists per game during the 1961-62 season.

DID YOU KNOW ... NBA Hall of Famer 6-foot-1 Nate "Tiny" Archibald was the only player in NBA history to lead the league in scoring (34.0 ppg) and assists (11.4 apg) in a single season (1972-73).

KINGS' STATISTICS YEAR-BY-YEAR

TEAM'S STATISTICS

	PPG	RPG	APG	SPG	BPG	TPG	FG%	3pt%	FT%	ORPG	DRPG
1970-71	116.0	50.6	24.7	---	---	19.26	.454	---	.725	---	---
1971-72	107.8	45.8	24.6	---	---	20.39	.459	---	.756	---	---
1972-73	107.6	44.2	25.8	---	---	20.95	.478	---	.776	---	---
1973-74	102.0	44.7	21.3	9.71	4.68	21.84	.459	---	.774	13.6	31.1
1974-75	101.4	45.6	22.6	8.83	4.23	18.88	.449	---	.821	12.1	33.5
1975-76	103.3	46.4	22.7	9.16	3.95	19.27	.453	---	.767	13.8	32.5
1976-77	107.7	46.5	24.2	10.35	4.71	18.93	.460	---	.797	14.9	31.6
1977-78	109.5	46.8	24.3	9.68	4.51	20.61	.466	---	.785	14.7	32.1
1978-79	113.1	43.8	27.3	10.06	4.76	19.89	.492	---	.730	14.5	29.3
1979-80	108.0	44.1	25.9	10.52	4.34	17.55	.478	.219	.743	14.5	29.6
1980-81	106.9	42.5	27.7	8.77	4.70	17.66	.500	.292	.714	12.6	29.9
1981-82	107.1	41.0	25.1	9.06	4.90	18.38	.495	.200	.719	13.2	27.8
1982-83	113.8	44.7	26.3	9.33	4.99	20.62	.497	.237	.727	15.3	29.4
1983-84	110.0	41.7	27.2	8.72	4.67	18.34	.486	.275	.777	14.0	27.7
1984-85	114.8	42.6	28.6	8.06	3.66	19.43	.504	.265	.779	14.2	28.4
1985-86	108.8	42.8	28.1	7.34	4.73	18.70	.490	.224	.778	13.8	29.0
1986-87	110.9	45.4	26.6	6.26	4.84	17.11	.475	.251	.796	15.6	29.8
1987-88	108.0	45.0	25.8	7.10	6.01	17.77	.471	.320	.772	15.0	30.0
1988-89	105.5	43.8	24.0	7.61	4.99	16.71	.457	.373	.770	13.9	29.9
1989-90	101.7	40.4	25.0	6.66	4.78	15.11	.468	.333	.771	11.6	28.8
1990-91	96.7	39.6	24.3	7.70	6.26	15.51	.453	.374	.732	12.5	27.0
1991-92	104.3	41.6	23.9	8.87	7.54	16.59	.466	.353	.747	12.9	28.7
1992-93	107.9	41.7	25.3	9.37	4.24	16.63	.463	.332	.762	13.9	27.8
1993-94	101.1	42.3	24.7	8.16	4.33	16.26	.452	.353	.731	13.7	28.6
1994-95	98.2	41.4	22.2	7.93	5.57	17.67	.468	.346	.711	13.1	28.4
1995-96	99.5	42.2	22.3	7.84	5.32	17.59	.457	.387	.731	13.6	28.6
1996-97	96.4	41.5	21.9	7.17	4.41	16.24	.454	.391	.723	13.4	28.1
1997-98	93.1	41.4	22.4	7.27	5.12	15.50	.442	.351	.687	13.3	28.1
1998-99	100.2	45.6	22.6	8.88	4.64	16.84	.445	.308	.683	14.1	31.5
1999-00	105.0	45.0	23.8	9.60	4.65	16.16	.450	.322	.754	12.9	32.1
2000-01	101.7	45.0	22.6	9.67	5.27	14.89	.449	.354	.771	12.0	33.0
2001-02	104.6	45.3	23.9	9.04	4.57	13.76	.467	.367	.751	12.4	33.0
2002-03	101.7	44.5	24.8	8.98	5.57	14.54	.464	.381	.746	11.0	33.5
2003-04	102.8	41.2	26.2	8.66	3.96	13.87	.462	.401	.795	10.8	30.4
2004-05	103.7	42.4	24.5	8.22	3.85	13.09	.459	.374	.787	12.5	29.9
2005-06	98.9	40.5	22.3	7.41	3.65	14.62	.454	.351	.784	10.4	30.2
2006-07	101.3	38.9	20.3	8.18	3.23	14.56	.450	.350	.765	9.7	29.2
2007-08	102.5	40.1	19.1	7.94	4.07	16.06	.464	.373	.798	10.1	30.0
2008-09	100.6	39.1	19.7	6.94	4.26	15.44	.447	.368	.798	10.2	28.9
2009-10	100.0	42.6	20.5	6.88	4.46	14.95	.456	.349	.726	11.9	30.7
2010-11	99.4	43.9	20.4	7.41	4.77	16.15	.449	.335	.734	13.1	30.8
2011-12	98.8	42.9	19.3	8.50	4.89	14.42	.436	.316	.736	13.4	29.5
2012-13	100.2	40.6	20.8	8.18	4.17	14.62	.447	.363	.769	11.5	29.1
2013-14	100.5	44.5	18.9	7.16	3.88	15.23	.447	.333	.759	12.1	32.4
2014-15	101.3	44.2	20.3	6.71	3.95	16.26	.455	.341	.762	10.9	33.3
2015-16	106.6	44.2	24.5	8.94	4.49	16.17	.464	.359	.725	10.6	33.7
2016-17	102.8	41.1	22.5	7.64	3.95	14.64	.461	.376	.775	8.7	32.3
2017-18	98.8	40.9	21.6	7.84	4.15	13.72	.450	.375	.735	9.5	31.4

OPPONENTS' STATISTICS

	PPG	RPG	APG	SPG	BPG	TPG	FG%	3pt%	FT%	ORPG	DRPG
1970-71	119.2	57.0	25.0	---	---	20.55	.467	---	.730	---	---
1971-72	111.8	51.6	24.7	---	---	19.93	.466	---	.740	---	---
1972-73	110.5	48.3	23.0	---	---	22.21	.484	---	.766	---	---
1973-74	105.8	47.1	23.4	8.82	4.55	21.52	.476	---	.775	14.8	32.3
1974-75	101.6	47.2	22.4	7.39	3.80	19.57	.461	---	.768	12.9	34.3
1975-76	106.2	47.9	22.3	8.29	3.91	19.76	.466	---	.759	14.1	33.9
1976-77	106.8	46.8	21.3	8.80	4.78	21.11	.472	---	.761	13.4	33.4
1977-78	111.4	47.8	23.5	9.71	4.98	20.66	.474	---	.761	15.0	32.7
1978-79	110.2	45.2	21.7	8.27	5.30	22.91	.486	---	.749	14.1	31.1
1979-80	104.9	46.1	21.7	8.48	5.18	21.49	.476	.238	.763	13.9	32.2
1980-81	106.9	44.5	22.6	8.74	4.67	18.54	.481	.203	.756	13.9	30.6
1981-82	110.2	45.4	22.6	8.62	5.49	19.61	.500	.304	.756	14.3	31.1
1982-83	112.3	44.5	24.4	9.87	5.35	20.93	.487	.213	.730	15.2	29.3
1983-84	111.5	42.8	25.7	8.05	6.01	19.32	.502	.201	.761	13.7	29.1
1984-85	117.5	41.9	28.6	9.28	6.24	17.37	.510	.251	.769	14.2	27.6
1985-86	111.9	42.5	25.8	9.16	5.83	17.18	.494	.260	.755	13.9	28.5
1986-87	114.1	42.9	26.3	8.62	5.94	14.76	.489	.316	.769	14.1	28.7
1987-88	113.7	43.6	26.5	9.56	6.50	14.57	.498	.324	.761	14.1	29.6
1988-89	111.0	46.0	25.7	9.26	5.39	15.66	.484	.316	.759	14.3	31.8
1989-90	106.8	44.8	24.7	8.59	4.77	14.24	.473	.316	.787	14.0	30.9
1990-91	103.5	45.2	23.3	8.52	5.46	16.00	.470	.316	.761	14.2	31.0
1991-92	110.3	48.2	26.0	9.95	6.46	16.56	.479	.331	.752	16.0	32.2
1992-93	111.1	45.1	25.3	9.35	6.72	17.88	.487	.313	.758	13.9	31.2
1993-94	106.9	45.9	25.0	9.10	6.07	16.35	.479	.359	.722	14.5	31.4
1994-95	99.2	41.6	22.2	9.22	6.28	16.44	.453	.304	.741	14.0	27.7
1995-96	102.3	41.1	22.0	9.35	6.16	16.54	.462	.379	.751	12.9	28.2
1996-97	99.8	41.5	21.7	8.73	5.23	15.33	.462	.352	.737	13.0	28.5
1997-98	98.7	45.0	22.2	8.46	5.68	15.32	.457	.356	.742	14.1	30.9
1998-99	100.6	47.0	23.3	9.80	4.42	15.80	.446	.336	.712	15.0	32.0
1999-00	102.0	47.6	23.8	9.18	4.93	17.52	.452	.353	.751	13.9	33.7
2000-01	95.9	45.9	22.1	8.12	5.80	16.27	.432	.355	.749	13.7	32.2
2001-02	97.0	44.9	22.4	7.72	4.72	15.20	.440	.337	.744	13.0	31.9
2002-03	95.2	45.8	21.5	8.34	4.34	15.39	.420	.320	.741	14.0	31.9
2003-04	97.8	43.9	21.3	7.94	5.04	14.94	.454	.339	.749	13.2	30.7
2004-05	101.6	44.3	21.5	7.59	4.45	14.68	.459	.357	.738	13.4	30.9
2005-06	97.3	42.1	21.1	8.00	4.91	14.62	.454	.351	.747	11.6	30.5
2006-07	103.1	43.4	22.4	6.98	4.94	16.28	.472	.365	.757	11.1	32.3
2007-08	104.8	41.9	22.9	8.06	5.51	15.24	.466	.373	.753	11.8	30.1
2008-09	109.3	44.0	21.9	8.59	5.16	14.37	.483	.406	.756	12.4	31.6
2009-10	104.4	42.0	20.5	7.15	5.71	13.66	.469	.357	.774	11.1	31.0
2010-11	104.7	41.2	21.7	8.12	5.66	14.68	.478	.355	.762	10.6	30.6
2011-12	104.4	45.0	23.8	7.85	6.41	15.36	.476	.355	.762	12.4	32.6
2012-13	105.1	43.6	25.1	7.61	6.30	14.73	.472	.355	.783	11.9	31.7
2013-14	103.4	41.2	23.5	7.77	5.60	13.61	.461	.380	.737	9.9	31.3
2014-15	105.0	41.2	23.3	8.68	6.20	12.91	.456	.349	.748	11.0	30.2
2015-16	109.1	45.0	24.2	8.80	5.33	15.95	.462	.366	.762	11.3	33.7
2016-17	106.7	42.9	23.7	8.46	5.12	13.96	.462	.364	.778	10.1	32.8
2017-18	105.8	43.8	23.6	7.76	4.74	14.33	.470	.377	.765	9.1	34.7

KINGS' RANKING WITHIN LEAUGE

TEAM'S STATISTICS, RANKING WITHIN LEAGUE

	PTS/G	FG%	FT%	3PT%	OR	DR	REB	AST/G	STL/G	TO/G	BLK/G
1970-71	3	5	14	---	---	---	14	8	---	---	---
1971-72	12	5	7	---	---	---	17	7	---	---	---
1972-73	8	3	6	---	---	---	17	6	---	---	---
1973-74	13	10	6	---	14	16	16	17	2	12	8
1974-75	11	13	1	---	17	8	13	14	9	5	12
1975-76	12	13	6	---	10	12	9	9	8	6	14
1976-77	9	13	1	---	13	13	13	11	8	3t	15
1977-78	9	13	3	---	12	10	12	12	14	15	17
1978-79	7	6	18	---	15	15	17	7	6	13	17
1979-80	15	13	18	17	15t	12	15	12	5	3	16
1980-81	14	5	23	2	22	8	16	4	14	7	17
1981-82	13	10	21	21	21	19	21	12	7	17	14
1982-83	4	4	17	11	10	16	11	9	8	21	15
1983-84	12	16	5	5	11	18	16	7	8	13	16
1984-85	5	5	7	14	11	17	16	2	16	21	21
1985-86	15	9	6	18	14	16	16	5	23	19	14
1986-87	10	13	2	18	6	9	4	9	23	12t	15t
1987-88	12	17	10	10	6	7	4	11	23	19	7
1988-89	20	24	13	2	16	10	14	22	22	14	17
1989-90	23	20	9	11	25	18	24	13	25	9	15
1990-91	27	24	24	2	21t	23	25	17	23	8	5
1991-92	15	17	15	5	26	19	24	18	12	21	2
1992-93	6	20	11	14	14	23	23	13	8	22	24
1993-94	14	22	16	6	16	20	16	15	22	16	23
1994-95	19	12	23	20	12	14	14	18	17	26	8
1995-96	14	20	20	5	7	16	10	16	17t	28	11
1996-97	16	16	20	2	6	15	11	14	27	20	19
1997-98	22	21	28	13	10	19	14	13	27	17	14
1998-99	1	12	27	24	6	2	2	4	6t	28	18
1999-00	1	16	14	28	10	3t	4	5	3	22t	21t
2000-01	1	10	5	13	14	2	3	10	1	13	14
2001-02	2	2	16	9	15	1	2	4	3	8	21
2002-03	3	3	18	4	25	1	3	3	2	12t	12
2003-04	2	1	2	1	24	12t	21	1	7	6t	26
2004-05	2	7	6	4	11	13t	11	1	7	1	26
2005-06	10	14	5	16	22	13	18	5	8	20	26
2006-07	8	21	12	19	27	20	30	22	3	10	28
2007-08	8	10	3	9	24	20	29	29	7	30	26
2008-09	12	25	6	14	25	25t	29	27	23	26	25
2009-10	18	19	28	16	3	14	10	20	21t	23	23
2010-11	15	23	28	26	2	14	4	23	12	28	15
2011-12	6	26	24	29	2	24t	10	26	5	13	17
2012-13	10	19	11	12	13	29	25	25	13	15	28
2013-14	17	18	15	27	5	11	9	30	22	23	27
2014-15	14	13	10	20	14	9	9	26	26	27	28
2015-16	3	8	26	10	13	14	11	4	5	28	20
2016-17	24	13	16	5	28	25	28	16	17	21	26
2017-18	30	22	28	3	19	29	28	25	11	9	25

OPPONENTS' STATISTICS, RANKING WITHIN LEAGUE

	PTS/G	FG%	FT%	3PT%	OR	DR	REB	AST/G	STL/G	TO/G	BLK/G
1970-71	16	15	1	---	---	---	16	12	---	---	---
1971-72	13	14	3	---	---	---	17	7	---	---	---
1972-73	11	17	14	---	---	---	4	3	---	---	---
1973-74	8	15	11	---	11	5	6	5	9	6	7
1974-75	7	13	11	---	3T	14	9	6	3	10	7
1975-76	13	12	14	---	9	13	12	7	5	8	3
1976-77	13	18	21	---	2	18	8	2	5	11	9
1977-78	19	15	18	---	12	16	14	4	14	9	11t
1978-79	11	12	7	---	6t	17	12	1	7	2	12
1979-80	4t	9	10	2	3	21	16t	2	3	1	12
1980-81	10	9	18	2	5	21	16	1	11	12	5
1981-82	12	14	3	3	3	5	3	12	17	7	9
1982-83	16	13	8	3	15	13	14t	6	20	3	10t
1983-84	15	18	13	2	10	12	12t	10	8	6	19
1984-85	21	21	16	2	13	6	7	23	18	15t	21
1985-86	14	18	10	6	9	9	9	12	15	15	20
1986-87	19	16	17	17	6	10t	9	14	11	22	19
1987-88	21	21	9	16	8t	15	15	16	21	22	22
1988-89	17	14	6	11	11	22	21	14	16	18	16
1989-90	14	11	27	8	17	22	21	12	16	26	10
1990-91	8	12	11	14	18	26	24	6	12	12	17
1991-92	25	17	10	10	25t	27	27	20	26t	7	24
1992-93	26	23	15	4	17	25	24	17	22	3	27
1993-94	25	23	6	25	20	25	23	14	16	10	23
1994-95	8t	2	19	1	22	8	14	9	25	10	27
1995-96	20	17	24	22	18	11	14	10	29	8	27
1996-97	23	18	14	11	18	17	18	12	21	20t	20
1997-98	23	19	17	21	26	27	27	17	16	14	23
1998-99	29	21	5	13	29	29	29	27	28t	10	7
1999-00	27	16	18	14	28	29	28	24	28	3	10t
2000-01	13	7	17	17	29	26	29	17	19	5	21t
2001-02	19	9	6	3	24t	27	26	17	16	9	8
2002-03	17	1	2	1	28	27	29	13	21	10	6
2003-04	25	25	14	10	28	20t	25	14	15	16	14
2004-05	26	23	1	15	28	25	27	18	17	14	7
2005-06	17	16	20	9	20	23	25	18	26	11	18t
2006-07	24	26	20	23	15	29	29	24	11	4	19
2007-08	24	22	14	25	25	9t	18	22	26	8	27
2008-09	29	30	5	30	29	26	26	24	29	12	20
2009-10	25	20	28	19	16	19	16	12	18	21	27
2010-11	25	28	13	11	12t	18	16	19	28	8	24
2011-12	30	30	23	21	28	26	28	30	16t	7	29
2012-13	30	28	30	13	26	22	24	29	11t	15	27
2013-14	24	20	3	29	3	9	6	26	18	27	24t
2014-15	28	24	13	16	15t	3	4	22	28	25	30
2015-16	30	24	21	23	23	17	23	26	28	6	19
2016-17	18	22	22	19	11	10	9	24	23	15	21
2017-18	14	25	13	29	7	23	20	18	17	12	14

FRANCHISE WON-LOST RECORDS

YEAR	COACH	Regular Season W-L	Regular Season Pct.	Playoffs W-L	Playoffs Pct.
1948-49	Les Harrison	45-15	.750	2-2	.500
1949-50	Les Harrison	51-17	.750	0-2	.000
1950-51	Les Harrison	41-27	.603	9-5	.643
1951-52	Les Harrison	41-25	.621	3-3	.500
1952-53	Les Harrison	44-26	.629	1-2	.333
1953-54	Les Harrison	44-28	.611	3-3	.500
1954-55	Les Harrison	29-43	.403	1-2	.333
1955-56	Bob Wanzer	31-41	.431	—	—
1956-57	Bob Wanzer	31-41	.431	—	—
1957-58*	Bob Wanzer	33-39	.458	0-2	.000
1958-59	Bob Wanzer	3-15	.167	—	—
	Tom Marshall	16-38	.296	—	—
1959-60	Tom Marshall	19-56	.253	—	—
1960-61	Charles Wolf	33-46	.418	—	—
1961-62	Charles Wolf	43-37	.538	1-3	.250
1962-63	Charles Wolf	42-38	.525	6-6	.500
1963-64	Jack McMahon	55-25	.687	4-6	.400
1964-65	Jack McMahon	48-32	.600	1-3	.250
1965-66	Jack McMahon	45-35	.563	2-3	.400
1966-67	Jack McMahon	39-42	.482	1-3	.250
1967-68	Ed Jucker	39-43	.476	—	—
1968-69	Ed Jucker	41-41	.500	—	—
1969-70	Bob Cousy	36-46	.439	—	—
1970-71	Bob Cousy	33-49	.402	—	—
1971-72	Bob Cousy	30-52	.366	—	—
1972-73**	Bob Cousy	36-46	.439	—	—
1973-74	Bob Cousy	6-16	.272	—	—
	Draff Young	0-3	.000	—	—
	Phil Johnson	27-30	.473	—	—
1974-75	Phil Johnson	44-38	.537	2-4	.333
1975-76***	Phil Johnson	31-51	.387	—	—
1976-77	Phil Johnson	40-42	.488	—	—
1977-78	Phil Johnson	13-24	.351	—	—
	Larry Staverman	18-27	.400	—	—
1978-79	Lowell Fitzsimmons	48-34	.585	1-4	.200
1979-80	Lowell Fitzsimmons	47-35	.573	1-2	.333
1980-81	Lowell Fitzsimmons	40-42	.488	7-8	.467
1981-82	Lowell Fitzsimmons	30-52	.366	—	—
1982-83	Lowell Fitzsimmons	45-37	.549	—	—
1983-84	Lowell Fitzsimmons	38-44	.463	0-3	.000
1984-85	Jack McKinney	1-8	.111	—	—
	Phil Johnson	30-43	.411	—	—
1985-86#	Phil Johnson	37-45	.451	0-3	.000
1986-87	Phil Johnson	14-32	.304	—	—
	Jerry Reynolds	15-21	.417	—	—
1987-88	Bill Russell	17-41	.293	—	—
	Jerry Reynolds	7-17	.292	—	—
1988-89	Jerry Reynolds	27-55	.329	—	—
1989-90	Jerry Reynolds	7-21	.250	—	—
	Dick Motta	16-38	.296	—	—
1990-91	Dick Motta	25-57	.305	—	—
1991-92	Dick Motta	7-18	.280	—	—
	Rex Hughes	22-35	.386	—	—
1992-93	Garry St. Jean	25-57	.305	—	—
1993-94	Garry St. Jean	28-54	.341	—	—
1994-95	Garry St. Jean	39-43	.476	—	—
1995-96	Garry St. Jean	39-43	.476	1-3	.250
1996-97	Garry St. Jean	28-39	.418	—	—
	Eddie Jordan	6-9	.400	—	—
1997-98	Eddie Jordan	27-55	.329	—	—
1998-99	Rick Adelman	27-23	.540	2-3	.400
1999-00	Rick Adelman	44-38	.537	2-3	.400
2000-01	Rick Adelman	55-27	.671	3-5	.375
2001-02	Rick Adelman	61-21	.744	10-6	.625
2002-03	Rick Adelman	59-23	.720	7-5	.583
2003-04	Rick Adelman	55-27	.671	7-5	.583
2004-05	Rick Adelman	50-32	.610	1-4	.200
2005-06	Rick Adelman	44-38	.537	2-4	.333
2006-07	Eric Musselman	33-49	.402	--	--
2007-08	Reggie Theus	38-44	.463	--	--
2008-09	Reggie Theus	6-18	.250	--	--
	Kenny Natt	11-47	.190	--	--
2009-10	Paul Westphal	25-57	.305	--	--
2010-11	Paul Westphal	24-58	.293	--	--
2011-12	Paul Westphal	2-5	.286	--	--
	Keith Smart	20-39	.339	--	--
2012-13	Keith Smart	28-54	.341	--	--
2013-14	Michael Malone	28-54	.341	--	--
2014-15	Michael Malone	11-13	.458	--	--
	Tyrone Corbin	7-21	.250	--	--
	George Karl	11-19	.367	--	--
2015-16	George Karl	33-49	.402	--	--
2016-17	Dave Joerger	32-50	.390	--	--
2017-18	Dave Joerger	27-55	.329	--	--
Totals		2523-3010	.456	80-107	.428

* Team moved from Rochester to Cincinnati
** Team moved to Kansas City-Omaha
*** Team moved to Kansas City, MO
\# Team moved to Sacramento

KINGS RECORD MONTH-BY-MONTH

	OCT	NOV	DEC	JAN	FEB	MAR	APR	MAY
1948-49	---	8-2	8-6	11-2	12-2	6-3	---	---
1949-50	---	8-4	11-4	12-5	12-4	8-0	---	---
1950-51	1-0	5-7	12-3	9-7	8-8	6-2	---	---
1951-52	---	9-4	11-4	7-7	9-5	5-5	---	---
1952-53	---	11-4	11-4	7-9	10-5	5-4	---	---
1953-54	1-0	7-8	9-4	9-7	10-8	8-2	---	---
1954-55	1-0	3-7	6-8	11-9	5-15	3-4	---	---
1955-56	---	4-7	8-10	8-11	9-9	2-4	---	---
1956-57	1-1	9-8	7-7	3-12	8-9	3-4	---	---
1957-58	1-0	7-7	5-13	11-5	4-12	5-2	---	---
1958-59	1-2	2-13	4-10	6-13	5-10	1-5	---	---
1959-60	2-3	3-12	5-12	4-14	5-11	0-4	---	---
1960-61	5-2	4-13	9-8	6-12	6-9	3-2	---	---
1961-62	2-3	11-7	7-8	11-5	9-11	3-3	---	---
1962-63	3-2	10-6	6-8	9-9	9-9	5-4	---	---
1963-64	5-3	10-6	9-4	11-6	14-3	6-3	---	---
1964-65	4-2	9-7	10-3	11-7	7-7	7-6	---	---
1965-66	4-4	11-2	8-7	11-4	7-10	4-8	---	---
1966-67	2-4	7-7	4-11	10-5	8-12	8-3	---	---
1967-68	5-3	4-8	7-9	9-7	7-12	7-4	---	---
1968-69	4-2	9-6	9-6	5-11	7-10	7-6	---	---
1969-70	2-6	8-7	9-8	7-10	5-8	5-7	---	---
1970-71	3-6	6-7	7-8	7-10	3-13	7-5	---	---
1971-72	1-6	7-6	2-14	6-9	6-12	8-5	---	---
1972-73	3-6	11-4	6-12	5-9	8-8	3-7	---	---
1973-74	4-6	2-14	8-7	7-8	6-8	6-6	---	---
1974-75	5-1	7-9	8-8	5-8	10-2	8-8	1-2	---
1975-76	0-3	7-5	3-14	8-9	4-8	8-7	2-4	---
1976-77	2-3	9-7	5-10	9-9	5-6	10-5	0-6	---
1977-78	3-4	4-9	6-8	3-13	8-4	7-8	0-5	---
1978-79	4-5	8-3	8-6	10-6	10-4	5-10	3-0	---
1979-80	5-5	8-9	9-4	13-5	6-4	6-8	---	---
1980-81	5-7	5-9	7-8	7-6	9-5	7-7	---	---
1981-82	0-2	4-8	7-8	3-11	4-11	8-7	4-5	---
1982-83	1-0	7-5	9-5	6-12	5-6	9-7	8-2	---
1983-84	0-2	8-6	5-8	4-10	8-6	10-8	3-4	---
1984-85	0-2	3-11	8-5	4-12	4-9	11-6	1-6	---
1985-86	1-2	4-10	4-10	9-8	9-2	6-10	4-3	---
1986-87	1-0	4-10	3-10	6-9	4-9	5-11	6-4	---
1987-88	---	4-7	3-14	5-7	4-11	4-11	4-8	---
1988-89	---	2-9	4-10	6-10	3-10	6-10	6-6	---
1989-90	---	4-9	3-11	5-10	3-10	7-10	1-9	---
1990-91	---	1-12	5-9	6-8	3-10	4-12	6-6	---
1991-92	---	5-11	3-9	6-10	6-7	4-12	5-4	---
1992-93	---	5-8	5-8	6-9	2-12	3-11	4-9	---
1993-94	---	4-9	4-10	4-10	7-6	4-12	5-7	---
1994-95	---	6-6	9-6	9-6	4-7	6-12	5-6	---
1995-96	---	11-4	6-5	6-7	2-13	7-9	7-5	---
1996-97	---	5-11	8-7	6-8	6-6	4-11	5-5	---
1997-98	---	5-11	6-9	8-6	5-9	2-12	1-8	---
1998-99	---	---	---	---	6-7	8-11	10-5	3-0
1999-00	---	10-2	7-8	10-6	5-8	9-6	3-8	---
2000-01	1-0	9-4	10-4	9-4	8-6	11-4	6-5	---
2001-02	1-0	12-4	10-5	11-1	7-5	12-4	8-2	---
2002-03	2-0	11-5	10-4	10-6	8-3	11-4	7-1	---
2003-04	2-0	10-4	9-4	12-4	10-3	9-7	3-5	---
2004-05	---	9-5	9-4	12-4	6-8	8-8	6-3	---
2005-06	---	7-8	5-9	7-9	7-4	11-6	7-2	---
2006-07	---	8-5	5-10	5-11	7-6	5-9	3-8	---
2007-08	0-1	5-9	6-8	9-6	6-8	7-8	5-4	---
2008-09	0-2	5-12	3-10	2-14	3-10	3-9	1-8	---
2009-10	0-3	8-5	6-9	2-13	4-9	4-13	1-5	---
2010-11	2-1	2-11	2-11	6-10	3-10	6-10	3-4	---
2011-12	---	---	1-3	5-12	6-7	6-12	4-10	---
2012-13	0-1	4-10	7-8	6-11	3-9	7-8	1-7	---
2013-14	1-0	3-10	6-10	5-11	5-7	6-10	2-6	---
2014-15	1-1	8-7	4-11	4-10	3-7	6-11	3-6	---
2015-16	1-2	6-10	5-8	8-7	4-7	6-11	3-4	---
2016-17	2-2	5-9	7-8	5-11	6-5	4-12	3-3	---
2017-18	1-6	5-9	6-9	4-10	2-9	6-10	3-2	---

SAC-ERA WON-LOST STREAKS YEAR-BY-YEAR

WINNING STREAKS

Season	Longest Overall W Streak	Longest Home W Streak	Longest Road W Streak
1985-86	6, 2/18-2/28	5, 12/17-1/21	2, 2/21-2/25
1986-87	6, 11/26-12/6, 1/29-2/10	6, 11/28-12/16	10, 1/2-2/4
1987-88	8, 12/1-12/13, 2/18-3/2	4, three times	13, 3/5-4/17
1988-89	7, 11/5-11/16	7, 2/14-3/1	11, 12/9-1/16
1989-90	2, three times	2, three times	2, 3/1-3/3
1990-91	3, three times	5, 3/28-4/11	1, 11/20
1991-92	4, 4/9-4/14	5, 1/28-2/12	3, 3/20-3/29
1992-93	6, 12/22-1/5	5, 12/27-1/9	2, 12/22-12/23, 4/16-4/17
1993-94	3, 12/29-1/2	5, 12/23-1/13, 2/9-2/14	2, 12/29-12/30, 3/9-3/11
1994-95	4, 12/3-12/10	5, 1/5-1/24	1, several times
1995-96	5, 11/3-11/10, 11/24-12/2	6, 12/18-1/18	3, 11/7-11/10
1996-97	5, 12/19-12/28	5, 12/19-12/28	3, 1/28-2/3
1997-98	4,1/2-1/8, 2/12-2/17	8, 12/28-1/30	1, several times
1998-99	5, 4/17-4/24, 4/27-5/5	8, 4/17-5/5	3, 4/6-4/19
1999-00	8, 11/12-11/26	9, 12/21-1/20	2, three times
2000-01	5, 11/6-11/14	9, 11/22-12/28	4, 3/28-4/12
2001-02	12, 12/23-1/21	20, 12/4-2/14	9, 3/17-4/12
2002-03	6, three times	13, 10/29-12/17	4, 4/1-4/6
2003-04	8, 11/14-12/14	10, 10/29-11/30	5, 1/28-2/11
2004-05	7, 11/13-11/26	6, 11/9-11/23	4, 12/11-1/4
2005-06	5, 3/6-3/14	14, 3/15-3/21	3, 4/5-4/18
2006-07	5, 1/31-2/10	5, 1/22-2/8	2, 1/31-2/10
2007-08	4, 1/27-2/2 3/30-4/5	5, 1/14-2/2	3, 12/18-1/2
2008-09	3, 11/5-11/11	3, 11/5-11/11	1, five times
2009-10	4, 11/7-11/13	4, 11/25-12/2	2, 12/19-12/21, 2/9-2/10
2010-11	4, 3/23-3/29	2, 12/29-1/2	3, 3/23-3/27
2011-12	3, 2/2-2/6, 3/16-3/20	3, 2/2-2/9, 3/16-3/20	1, six times
2012-13	3, 12/5-12/8	4, 12/19-12/30	2, 1/2-1/4
2013-14	3, 1/7-1/12	3, 1/7-1/12	2, 2/12-2/23
2014-15	5, 10/31-11/7	3, 10/31-11/15	3, 11/2-11/7
2015-16	5, 1/14-1/23	3, 11/11-11/15	3, 1/14-1/20
2016-17	4, 12/20-12/26, 2/8-2/14	4, 2/8-2/23	2, 12/21-12/23, 1/23-1/25
2017-18	2, four times	3, 11/7-11/17	9, 10/21-11/18

LOSING STREAKS

Season	Longest Overall L Streak	Longest Home L Streak	Longest Road L Streak
1985-86	5, 12/19-12/30	3, 11/16-11/24, 12/21-12/30	4, 10/26-11/12, 11/23-12/4
1986-87	4, 4/2-4/8	6, 1/6-1/27	3, 4/2-4/8
1987-88	2, four times	3, 1/10-1/23, 2/1-2/11	1, five times
1988-89	3, 4/10-4/15	7, 3/25-4/22	1, six times
1989-90	10, 12/9-12/27	7, 3/31-4/21	10, 12/15-1/26
1990-91	9, 2/17-3/2	5, 11/3-11/27	37, 11/21-4/19
1991-92	10, 3/2-3/18	6, 3/2-3/14	8, 11/27-12/2, 1/13-2/21
1992-93	8, 12/4-12/20	5, 2/13-3/3, 3/25-4/13	10, 11/11-12/20
1993-94	8, 11/24-12/8	8, 11/24-12/19	9, 11/7-12/8, 1/4-2/8
1994-95	7, 2/20-3/3	3, 3/7-3/14	8, 2/4-3/10
1995-96	11, 2/6-2/26	5, 2/1-2/26	9, 2/5-3/8
1996-97	7, 3/7-3/19	3, 3/11-3/16	10, 3/7-4/17
1997-98	12, 3/9-4/3	6, 3/9-4/3	10, 3/11-4/18
1998-99	4, 3/16-3/22	2, three times	3, 2/21-2/24
1999-00	4, 2/20-2/26	3, 4/7-4/11	6, 2/4-3/2
2000-01	3, 4/1-4/3	2, 4/1-4/3	3, 11/29-12/13, 2/4-2/7
2001-02	2, three times	1, five times	4, 11/7-11/26, 12/12-12/22
2002-03	3, 11/3-11/6, 1/24-1/28	2, 1/28-1/31	3, 11/3-11/6
2003-04	2, six times	1, seven times	3, three times
2004-05	4, 2/5-2/11	2, 2/8-2/11	4, 3/1-3/17
2005-06	5, 11/30-12/8	4, 12/2-12/8	4, 1/13-1/24
2006-07	7, 1/4-1/17	4, 1/4-1/13	4, 12/29-1/17
2007-08	4, 12/23-12/30	4, 12/23-12/30	9, 10/31-12/12
2008-09	8, three times	8, 11/11-12/6	13, 11/23-1/6
2009-10	8, 3/22-4/6	5, 3/16-4/6	11, 1/1-2/7
2010-11	8, 12/11-12/27	5, 12/11-12/27	12, 11/22-1/12
2011-12	7, 4/3-4/13	3, 4/3-4/8	6, 2/7-2/21
2012-13	6, 2/12-2/26	5, 3/24-4/7	9, 1/30-2/26
2013-14	7, 1/22-2/1	4, 11/29-12/6	7, 1/22-2/11
2014-15	8, 1/13-1/30	6, 1/13-2/5	6, 11/26-12/31
2015-16	6, 10/31-11/9	7, 2/24-3/16	6, 1/26-2/8
2016-17	8, 2/25-3/11	6, 2/25-3/11	4, 10/31-11/5
2017-18	8, 1/8-1-22	5, 1/8-2//3	2, three times

FRANCHISE COACHING RECORDS

COACH	Regular Season W-L	Regular Season Pct.	Playoffs W-L	Playoffs Pct.
Rick Adelman	395-229	.633	34-35	.493
Les Harrison	295-181	.620	19-20	.487
Jack McMahon	187-134	.583	8-15	.348
Lowell "Cotton" Fitzsimmons	248-244	.504	9-17	.346
Charles Wolf	118-121	.494	7-9	.438
Ed Jucker	80-84	.488	0-0	–
Phil Johnson	236-305	.436	2-7	.222
Bob Wanzer	98-136	.419	0-2	.000
Reggie Theus	44-62	.415	0-0	–
Bob Cousy	141-209	.403	0-0	–
Eric Musselman	33-49	.402	0-0	–
Garry St. Jean	159-236	.402	1-3	.250
Larry Staverman	18-27	.400	0-0	–
George Karl	44-68	.393	0-0	–
Rex Hughes	22-35	.386	0-0	–
Michael Malone	39-67	.368	0-0	–
Dave Joerger	59-105	.359	0-0	–
Eddie Jordan	33-64	.340	0-0	–
Keith Smart	48-93	.340	0-0	–
Jerry Reynolds	56-114	.330	0-0	–
Paul Westphal	51-119	.300	0-0	–
Dick Motta	48-113	.298	0-0	–

RICK ADELMAN

COACHING STAFF YEAR-BY-YEAR

YEAR	COACH	ASSISTANT COACHES				W-L
1985-86	Phil Johnson	Frank Hamblen	Jerry Reynolds			37-45
1986-87	Phil Johnson	Frank Hamblen				14-32
	Jerry Reynolds	Don Buse				15-21
1987-88	Bill Russell	Jerry Reynolds				17-41
	Jerry Reynolds	Phil Johnson				7-17
1988-89	Jerry Reynolds	Herman Kull				27-55
1989-90	Jerry Reynolds	Herman Kull				7-21
	Dick Motta	Herman Kull				16-38
1990-91	Dick Motta	Rex Hughes	Bill Berry			25-57
1991-92	Dick Motta	Rex Hughes				7-18
	Rex Hughes	Mike Bratz				22-35
1992-93	Garry St. Jean	Mike Schuler	Dave Wohl			25-57
1993-94	Garry St. Jean	Mike Schuler	Eddie Jordan	Mike Bratz		28-54
1994-95	Garry St. Jean	Eddie Jordan	Mike Bratz			39-43
1995-96	Garry St. Jean	Eddie Jordan	Mike Bratz			39-43
1996-97	Garry St. Jean	Mike Bratz	Eddie Jordan	Pete Carril		28-39
	Eddie Jordan	Mike Bratz	Pete Carril			6-9
1997-98	Eddie Jordan	Mike Bratz	Ralph Lewis	Pete Carril		27-55
1998-99	Rick Adelman	John Wetzel	Byron Scott	Pete Carril		27-23
1999-00	Rick Adelman	John Wetzel	Byron Scott	Pete Carril		44-38
2000-01	Rick Adelman	John Wetzel	Elston Turner	Pete Carril		55-27
2001-02	Rick Adelman	John Wetzel	Elston Turner	Pete Carril		61-21
2002-03	Rick Adelman	John Wetzel	Elston Turner	Pete Carril	Terry Porter	59-23
2003-04	Rick Adelman	John Wetzel	Elston Turner	Pete Carril	Bubba Burrage	55-27
2004-05	Rick Adelman	Elston Turner	T.R. Dunn	Pete Carril	Bubba Burrage	50-32
2005-06	Rick Adelman	Elston Turner	T.R. Dunn	Pete Carril	Bubba Burrage	44-38
2006-07	Eric Musselman	Scott Brooks	T.R. Dunn	Brendan O'Connor		33-49
			Mark Hughes	Jason Hamm		
2007-08	Reggie Theus	Kenny Natt	Chuck Person	Rex Kalamian	Jason Hamm	38-44
			Randy Brown	Bubba Burrage		
2008-09	Reggie Theus	Kenny Natt	Chuck Person	Rex Kalamian	Jason Hamm	6-18
			Randy Brown	Bubba Burrage		
	Kenny Natt	Rex Kalamian	Jason Hamm	Randy Brown	Bubba Burrage	11-47
2009-10	Paul Westphal	Jim Eyen	Mario Elie	Truck Robinson	Bryan Gates	25-57
			Pete Carril	Shareef Abdur-Rahim		
2010-11	Paul Westphal	Jim Eyen	Mario Elie	Truck Robinson	Otis Hughley	24-58
			Pete Carril			
2011-12	Paul Westphal	Jim Eyen	Bobby Jackson	Jim Todd		2-5
	Keith Smart	Jim Eyen	Bobby Jackson	Jim Todd	Alex English	20-39
2012-13	Keith Smart	Jim Eyen	Alex English	Bobby Jackson	Clifford Ray	28-54
2013-14	Michael Malone	Chris Jent	Corliss Williamson	Micah Nori	Dee Brown	28-54
					Ryan Bowen	
2014-15	Michael Malone	Chris Jent	Corliss Williamson	Micah Nori	Dee Brown	11-13
					Ryan Bowen	
	Tyrone Corbin	Corliss Williamson	Micah Nori	Dee Brown	Ryan Bowen	7-21
	George Karl	Corliss Williamson	Micah Nori	Vance Walberg	Dee Brown	11-19
					Ryan Bowen	
2015-16	George Karl	Chad Iske	Corliss Williamson	John Welch	Anthony Carter	33-49
		Nancy Lieberman	Vance Walberg			
2016-17	Dave Joerger	Elston Turner	Bryan Gates	Duane Ticknor	Bob Thornton	32-50
		Jason March	Larry Lewis	Dan Hartfield		
2017-18	Dave Joerger	Elston Turner	Bryan Gates	Duane Ticknor	Bob Thornton	27-55
		Jason March	Larry Lewis	Jenny Boucek	Dan Hartfield	

KINGS HOME ATTENDANCE HISTORY

Season	Attendance	Average
2017-18	719,903	17,55
2016-17	721,928	17,608
2015-16	707,526	17,257
2014-15	762,855	18,606
2013-14	667,949	16,291
2012-13	563,743	13,750
2011-12	478,764	14,508
2010-11	569,496	13,890
2009-10	543,416	13,254
2008-09	520,169	12,687
2007-08	580,181	14,151
2006-07	709,997	17,317
2005-06	709,997	17,317
2004-05	709,997	17,317
2003-04	709,997	17,317
2002-03	709,997	17,317
2001-02	709,997	17,317
2000-01	709,997	17,317
1999-00	720,033	17,562
1998-99	418,751	16,750

Season	Attendance	Average
1997-98	605,443	14,767
1996-97	709,997	17,317
1995-96	709,997	17,317
1994-95	709,997	17,317
1993-94	709,997	17,317
1992-93	709,997	17,317
1991-92	697,574	17,014
1990-91	697,574	17,014
1989-90	697,574	17,014
1988-89	677,197	16,517
1987-88	423,653	10,333
1986-87	423,653	10,333
1985-86	423,653	10,333
1984-85	262,812	6,410
1983-84	370,270	9,031
1982-83	340,359	8,301
1981-82	280,564	6,843
1980-81	336,585	8,209
1979-80	375,387	9,156
1978-79	442,354	10,789

Season	Attendance	Average
1977-78	315,722	7,701
1976-77	330,526	8,062
1975-76	272,675	6,651
1974-75	308,906	7,534
1973-74	232,692	5,675
1972-73	261,860	6,387
1971-72	151,186	3,688
1970-71	131,734	3,991
1969-70	155,818	4,869
1968-69	113,822	4,065
1967-68	124,668	4,155
1966-67	156,931	4,755
1965-66	208,865	6,329
1964-65	169,570	5,299
1963-64	228,012	6,909
1962-63	137,739	4,173
1961-62	146,468	4,724
1960-61	194,017	6,258
1959-60	58,244	1,878
1958-59	68,470	2,445

ALL-TIME NBA CONSECUTIVE SELLOUT STREAKS

Sacramento has two of the highest consecutive sellout streaks in NBA history. The Kings sold out 497 games beginning with the first game in Sacramento until the 1996-97 season. ARCO Arena hosted 354 consecutive sellouts from the 1999-00 season until the final regular season game of the 2006-07 season.

	Team	Sellouts	Dates
1.	Portland Trail Blazers	814	4/9/77 - 11/16/95
2.	Boston Celtics	662	12/80 - 5/5/95
3.	Chicago Bulls	610	10/20/97 - 11/7/00
4.	**SACRAMENTO KINGS**	**497**	**10/25/85 - 11/4/97**
5.	New York Knicks	433	2/4/93 - 11/2/02
6.	Phoenix Suns	390	2/3/90 - 2/7/99
7.	Charlotte Hornets	371	12/23/88 - 11/21/97
8.	**SACRAMENTO KINGS**	**354**	**11/26/99 - 4/18/07**

DID YOU KNOW ... Upon moving from Kansas City to Sacramento, the Kings played their first three seasons (1985-86 - 1987-88) at ARCO Arena I dubbed "The Madhouse on Market Street." The first Kings game played in current building, ARCO Arena II, was on November 8, 1988, against the Seattle SuperSonics. NBA Commissioner David Stern was among the sold-out crowd of 16,517 that witnessed the Kings fall, 97-75.

HOME/ROAD RECORD BREAKDOWNS IN SAC AREA

					vs. West			vs. East			vs. Division		
Year	Overall	Home	Road	Neutral	Overall	H	A	Overall	H	A	Overall	H	A
1985-86	37-45	25-16	12-29		28-32	19-11	9-21	9-13	6-5	3-8	15-15	11-4	4-11
1986-87	29-53	20-21	9-32		22-38	15-15	7-23	7-15	5-6	2-9	10-20	5-10	5-10
1987-88	24-58	19-22	5-36		19-41	15-15	4-26	5-17	4-7	1-10	9-21	8-7	1-14
1988-89	27-55	21-20	6-35		23-35	19-10	4-25	4-20	2-10	2-10	12-22	9-8	3-14
1989-90	23-59	16-25	7-34		14-42	9-19	5-23	9-17	7-6	2-11	7-21	4-10	3-11
1990-91	25-57	24-17	1-40		18-38	18-10	0-28	7-19	6-7	1-12	9-19	9-5	0-15
1991-92	29-53	21-20	8-33		17-37	12-15	5-22	12-16	9-5	3-11	6-24	5-10	
1-14													
1992-93	25-57	16-25	9-32		18-36	11-16	7-20	7-21	5-9	2-12	6-24	4-11	2-13
1993-94	28-54	20-21	8-33		17-37	13-14	4-23	11-17	7-7	4-10	9-21	8-7	1-14
1994-95	39-43	27-14	12-29		25-29	16-11	9-18	14-14	11-3	3-11	17-13	11-4	6-9
1995-96	39-43	26-15	13-28		23-29	16-10	7-19	16-14	10-5	6-9	11-13	8-4	3-9
1996-97	34-48	22-19	12-29		23-29	15-11	8-18	11-19	7-8	4-11	8-16	7-5	1-11
1997-98	27-55	21-20	6-35		18-34	13-13	5-21	9-21	8-7	1-14	6-18	5-7	1-11
1998-99	27-23	16-9	11-14		23-21	13-9	10-12	4-2	3-0	1-2	11-9	4-5	7-4
1999-00	44-38	29-11	14-26	1-1	25-27	17-9	8-18	19-11	13-2	6-9	9-15	6-6	3-9
2000-01	55-27	33-8	22-19		35-17	21-5	14-12	20-10	12-3	8-7	16-8	10-2	6-6
2001-02	61-21	36-5	25-16		37-15	22-4	15-11	24-6	14-1	10-5	15-9	10-2	5-7
2002-03	59-23	35-6	24-17		36-16	20-6	16-10	23-7	15-0	8-7	17-7	10-2	7-5
2003-04	55-27	34-7	21-20		31-21	20-6	11-15	24-6	14-1	10-5	16-8	11-1	5-7
2004-05	50-32	30-11	20-21		28-24	16-10	12-14	22-8	14-1	8-7	10-6	4-4	6-2
2005-06	44-38	27-14	17-24		30-22	19-7	11-15	14-16	8-7	6-9	10-6	6-2	4-4
2006-07	33-49	20-21	13-28		18-34	9-17	9-17	15-15	11-4	4-11	5-11	3-5	2-6
2007-08	38-44	26-15	12-29		21-31	16-10	5-21	17-13	10-5	7-8	3-13	2-6	1-7
2008-09	17-65	11-30	6-35		16-36	11-15	5-21	1-29	0-15	1-14	7-9	5-3	2-6
2009-10	25-57	18-23	7-34		16-36	13-13	3-23	9-21	5-10	4-11	5-11	4-4	1-7
2010-11	24-58	11-29	13-28		15-36	8-17	7-19	9-21	3-12	6-9	7-8	4-3	3-5
2011-12	22-44	16-17	6-27		16-32	13-11	3-21	6-12	3-6	3-6	3-10	3-5	0-5
2012-13	28-54	20-21	8-33		14-38	11-15	3-23	14-16	9-6	5-10	7-9	5-3	2-6
2013-14	28-54	17-24	11-30		15-37	8-18	7-19	13-17	9-6	4-11	3-13	2-6	1-7
2014-15	29-53	18-23	11-30		18-34	10-16	8-18	11-19	8-7	3-12	7-9	3-5	4-4
2015-16	33-49	18-22	15-26	0-1	19-33	10-16	9-17	14-16	8-7	6-9	8-8	4-4	4-4
2016-17	32-50	17-24	15-26		21-31	11-15	10-16	11-19	6-9	5-10	7-9	3-5	4-4
2017-18	27-55	14-27	13-28		14-38	6-20	8-18	13-17	8-7	5-10	5-11	2-6	3-5

* Sacramento was in the Midwest Division from 1985-86 to 1987-88 before playing in the Pacific Division

FRANCHISE HOME/ROAD RECORDS

YEAR	Overall	Home	Road	Neutral
1948-49	45-15	24-5	20-10	1-0
1949-50	51-17	33-1	17-16	1-0
1950-51	41-27	29-5	12-22	0-0
1951-52	41-25	28-5	12-18	1-2
1952-53	44-26	24-8	13-16	7-2
1953-54	44-28	18-10	12-15	14-3
1954-55	29-43	17-11	4-19	8-13
1955-56	31-41	15-14	7-21	9-6
1956-57	31-41	19-12	9-22	3-7
1957-58	33-39	17-12	10-19	6-8
1958-59	19-53	9-19	2-25	8-9
1959-60	19-56	9-22	2-20	8-14
1960-61	33-46	18-13	8-19	7-14
1961-62	43-37	18-13	14-16	11-8
1962-63	42-38	23-10	15-19	4-9
1963-64	55-25	26-7	18-18	11-0
1964-65	48-32	25-7	17-21	6-4
1965-66	45-35	25-6	11-23	9-6
1966-67	39-42	20-11	12-24	7-7
1967-68	39-43	18-12	13-23	8-8
1968-69	41-41	15-13	16-21	10-7
1969-70	36-46	19-13	14-25	3-8
1970-71	33-49	17-16	11-28	5-5
1971-72	30-52	20-18	8-32	2-2
1972-73	36-46	24-17	12-29	
1973-74	33-49	20-21	13-28	
1974-75	44-38	29-12	15-26	
1975-76	31-51	25-16	6-35	
1976-77	40-42	28-14	12-28	
1977-78	31-51	22-19	9-32	
1978-79	48-34	32-9	16-25	
1979-80	47-35	30-11	17-24	
1980-81	40-42	24-17	16-25	
1981-82	30-52	23-18	7-34	
1982-83	45-37	30-11	15-26	
1983-84	38-44	26-15	12-29	
1984-85	31-51	23-18	8-33	
1985-86	37-45	25-16	12-29	
1986-87	29-53	20-21	9-32	
1987-88	24-58	19-22	5-36	
1988-89	27-55	21-20	6-35	
1989-90	23-59	16-25	7-34	
1990-91	25-57	24-17	1-40	
1991-92	29-53	21-20	8-33	
1992-93	25-57	16-25	9-32	
1993-94	28-54	20-21	8-33	
1994-95	39-43	27-14	12-29	
1995-96	39-43	26-15	13-28	
1996-97	34-48	22-19	12-29	
1997-98	27-55	21-20	6-35	
1998-99	27-23	16-9	11-14	
1999-00	44-38	29-11	14-26	1-1
2000-01	55-27	33-8	22-19	
2001-02	61-21	36-5	25-16	
2002-03	59-23	35-6	24-17	
2003-04	55-27	34-7	21-20	
2004-05	50-32	30-11	20-21	
2005-06	44-38	27-14	17-24	
2006-07	33-49	20-21	13-28	
2007-08	38-44	26-15	12-29	
2008-09	17-65	11-30	6-35	
2009-10	25-57	18-23	7-34	
2010-11	24-58	11-29	13-28	
2011-12	22-44	16-17	6-27	
2012-13	28-54	20-21	8-33	
2013-14	28-54	17-24	11-30	
2014-15	29-53	18-23	11-30	
2015-16	33-49	18-22	15-26	0-1
2016-17	32-50	17-24	15-26	
2017-18	27-55	14-27	13-28	
	2523-3010	1546-1063	857-1802	150-144
	.457	.596	.322	.510

KINGS SEASON OPENERS

HOME OPENERS (in Sacramento, 22-7)

Year	Opponent	W/L	Score	+/-
1985-86*	LA Clippers[S]	L	104-108	-4
1986-87*	LA Clippers[S]	W	107-106	+1
1987-88*	Golden State[S]	W	134-106	+28
1988-89	Seattle[S]	L	75-97	-22
1989-90	Seattle[S]	W	107-100	+7
1990-91	Portland[S]	L	93-95 OT	-2
1991-92*	LA Clippers[S]	W	94-90	+4
1992-93*	San Antonio[S]	W	114-106	+8
1993-94*	Denver[S]	W	1-9-100	+9
1994-95*	Phoenix[S]	W	107-89	+18
1995-96*	Minnesota[S]	W	95-86	+9
1996-97	Houston[S]	L	80-102	-22
1997-98	Houston[S]	L	77-93	-16
1998-99	Vancouver[S]	W	109-87	+22
1999-00*	Minnesota (J)	W	100-95	+5
	Utah[S]	W	105-92	+13
2000-01	Portland[S]	W	79-75	+4
2001-02*	Seattle[S]	W	101-95	+6
2002-03*	Cleveland[S]	W	94-67	+27
2003-04*	Cleveland[S]	W	106-92	+14
2004-05	Toronto[S]	W	108-92	+16
2005-06	Detroit[S]	L	88-102	-14
2006-07	Minnesota[S]	W	93-81	+12
2007-08	Seattle	W	104-98	+6
2008-09	Memphis	W	100-95	+5
2009-10	Memphis[S]	W	127-116 OT	+11
2010-11	Toronto[S]	W	111-108	+3
2011-12*	LA Lakers[S]	W	100-91	+9
2012-13	Golden State[S]	W	94-92	+2
2013-14*	Denver[S]	W	90-88	+2
2014-15*	Golden State[S]	L	77-95	-18
2015-16*	LA Clippers[S]	L	104-111	-7
2016-17	San Antonio[S]	L	94-102	-8
2017-18*	Houston[S]	L	105-100	-5

* Season-opening games (16-17)
(J) 1999 NBA Japan Games
[S] denotes home sellout

ROAD OPENERS (7-20)

Year	Opponent	W/L	Score	+/-
1985-86	at Denver	L	112-123	-11
1986-87	at Seattle	L	103-114	-11
1987-88	at Utah	L	100-121	-21
1988-89*	at Portland	L	103-121	-18
1989-90*	at Portland	L	96-114	-18
1990-91*	at LA Clippers	L	80-90	-10
1991-92	at Golden State	L	91-153	-62
1992-93	at LA Lakers	W	124-114	+10
1993-94	at Phoenix	L	110-132	-22
1994-95	at Seattle	W	108-100	+8
1995-96	at Philadelphia	W	109-106	+3
1996-97*	at Houston	L	85-96	-11
1997-98*	at Vancouver	L	96-97	-1
1998-99*	at San Antonio	L	83-101	-18
1999-00	Minnesota (J)	L	101-114	-13
	at Houston	W	128-110	+18
2000-01*	at Chicago	W	100-81	+19
2001-02	at Denver	W	106-94	+12
2002-03	at Memphis	W	116-99	+17
2003-04	at Denver	L	88-109	-21
2004-05*	at Dallas	L	98-107	-9
2005-06*	at NO/OK City	L	67-93	-26
2006-07*	at Minnesota	L	83-92	-9
2007-08*	at New Orleans	L	90-104	-14
2008-09*	at Minnesota	L	96-98	-2
2009-10*	at Okla. City	L	89-102	-13
2010-11*	at Minnesota	W	117-116	+1
2011-12	at Portland	L	79-101	-22
2012-13*	at Chicago	L	87-93	-6
2013-14	at Golden State	L	87-98	-11
2014-15	at LA Clippers	W	98-92	+6
2015-16	at LA Clippers	L	109-114	-5
2016-17*	at Phoenix	W	113-94	+19
2017-18	at Dallas	W	93-88	+5

SACRAMENTO ERA ROOKIE SINGLE-GAME RECORDS

Category	No.	Date/Opponent		Player
FGM	16	03/23/91	vs. PHO	Lionel Simmons
FGA	31	03/23/91	vs. PHO	Lionel Simmons
FG3M	7	02/09/89	vs. GS	Ricky Berry
FG3A	14	02/09/89	vs. GS	Ricky Berry
FT	18	04/11/11	vs. OKC	DeMarcus Cousins
FTA	21	04/11/11	vs. OKC	DeMarcus Cousins
OffR	10	12/06/08	vs. DEN	Jason Thompson
DefR	16	02/06/91	vs. POR	Lionel Simmons
REB	19	04/01/09	at GS (OT)	Jason Thompson
	19	01/12/98	vs. PHO	Michael Stewart
	19	02/06/91	vs. POR	Lionel Simmons
AST	15	02/15/88	at CLE	Kenny Smith
	15	02/11/88	vs. POR	Kenny Smith
STL	7	03/19/88	vs. HOU	Kenny Smith
TO	8	03/21/11	at CHI	DeMarcus Cousins
	8	03/19/10	vs. MIL	Tyreke Evans
	8	02/01/91	at MIL	Lionel Simmons
BLK	9	04/18/91	vs. DEN	Duane Causwell
	9	01/06/98	vs. LAC	Michael Stewart
PTS	42	03/23/91	vs. PHO	Lionel Simmons

LIONEL SIMMONS

DeMARCUS COUSINS

DID YOU KNOW ... En route to setting a Sacramento-era rookie record for most free throws attempted in a game, DeMarcus Cousins matched the Sleep Train Arena mark for most free-throw attempts in a half with 17 coming in the second half against Oklahoma City on April 11, 2011.

FRANCHISE OVERTIME RECORDS

(All-Time Overall: 137-184, Home: 72-92, Road: 59-82, Neutral: 7-9)

2017-18 (3-0)
W at New Orleans 116 - 109
W Brooklyn 116 - 111
W Miami 123 - 119

2016-17 (2-6)
L at Miami 96 - 108
L at Portland 120 - 122
L at Washington 95 - 101
W at Cleveland 116 - 112
L at Indiana 111 - 115
W Golden State 109 - 106
L Utah 109 - 110
L Washington 122 - 130

2015-16 (0-3)
L at Charlotte 122 - 127
L at Dallas 116 - 117**
L Charlotte 128 - 129**

2014-15 (3-3)
W at Phoenix 114 - 112**
W Indiana 102 - 101
L Houston 109 - 113
W New York 135 - 129
L Dallas 104 - 108
L at Miami 109 - 114

2013-14 (4-2)
L L.A. Clippers 98 - 104
W at Utah 112 - 102
W Miami 108 - 103
L Indiana 111 - 116
W at New York 106 - 101
W Washington 117 - 111

2012-13 (0-4)
L at Indiana 98 - 106**
L Dallas 112 - 117
L at Utah 91 - 98
L at Miami 129 - 141**

2011-12 (1-2)
W Golden State 114 - 106
L at Denver 116 - 119
L at Houston 106 - 113

2010-11 (1-6)
L Golden State 109 - 117
L at Washington 133 - 136
L Portland 90 - 94
L at Golden State 112 - 119
L at Utah 102 - 109
W at Philadelphia 114 - 111
L LA Lakers 108 - 116

2009-10 (2-4)
W Memphis 127 - 116
L Cleveland 104 - 117
L LA Lakers 109 - 112**
L at Denver 109 - 112
W at New York 118 - 114
L Milwaukee 108 - 114

2008-09 (2-5)
L Phoenix 95 - 97
L New Jersey 114 - 116
L Miami 115 - 119
W at Golden State 135 - 133***
W Oklahoma City 122 - 118
L Cleveland 123 - 126
L at Golden State 141 - 143

2007-08 (3-1)
W New York 123 - 118**
W at Charlotte 116 - 115
L at LA Clippers 109 - 116**
W Memphis 107 - 106

2006-07 (0-5)
L Miami 91 - 93
L LA Lakers 128 - 132
L Portland 105 - 110
L Houston 111 - 115
L at Houston 104 - 109

2005-06 (3-3)
L at Charlotte 103 - 106
W LA Lakers 118 - 109
L at Orlando 78 - 83
W at New York 106 - 102
L at Toronto 123 - 124
W at Chicago 105 - 101

2004-05 (5-2)
L at Houston 101 - 104
W at Indiana 97 - 92
L at New Orleans 117 - 121
W Portland 113 - 107
W at Houston 117 - 111
W at Golden State 111 - 107
W at LA Clippers 111 - 107

2003-04 (1-3)
W at Minnesota 125 - 121
L at Portland 110 - 112
L Minnesota 109 - 112
L Portland 104 - 109

2002-03 (3-3)
L Portland 113 - 119
L at Minnesota 109 - 115
W at Dallas 126 - 124
W Minnesota 96 - 95
W at Utah 108 - 105
L Dallas 123 - 129

2001-02 (1-2)
W at San Antonio 109 - 106
L Dallas 114 - 120
L at Portland 110 - 116

2000-01 (9-4)
Kings' 9 wins - most in NBA history
Kings' 13 games - tied 2nd most in NBA history
L at Cleveland 100 - 102**
W at Golden State 114 - 107
L LA Lakers 110 - 112
L Philadelphia 104 - 107
W Phoenix 121 - 117
L Indiana 91 - 93
W at Utah 97 - 94
W at Toronto 119 - 118***
W LA Clippers 106 - 93
W at Orlando 114 - 108
W New York 124 - 117
W LA Clippers 116 - 109
W at San Antonio 107 - 105

1999-00 (1-4)
L Portland 103 - 108
L at Denver 117 - 123
W at San Antonio 108 - 103
L San Antonio 92 - 98
L Seattle 112 - 119

1998-99 (4-4)
L at Utah 112 - 120
W at Seattle 109 - 106
L Portland 93 - 97
W Utah 104 - 101
W at Seattle 112 - 106
L Utah 100 - 105
L Seattle 98 - 99
W San Antonio 104 - 100

1997-98 (0-2)
L at Golden State 91 - 95
L Vancouver 108 - 112

1996-97 (4-2)
L at Portland 90 - 92
L Miami 108 - 111**
W Portland 101 - 99
W Indiana 105 - 98
W San Antonio 114 - 110
W at Golden State 122 - 120

1995-96 (2-1)
L at Houston 111 - 118
W Charlotte 107 - 101
W Cleveland 105 - 100

1994-95 (2-3)
W Denver 108 - 105
W Dallas 110 - 109**
L at LA Lakers 104 - 109**
L Utah 102 - 95
L LA Clippers 112 - 105

1993-94 (1-2)
L Cleveland 119 - 109
W Philadelphia 94 - 92
L at LA Lakers 128 - 123

1992-93 (3-1)
W at Millwaukee 102 - 99
W at Minnesota 102 - 96
L Portland 113 - 111
W Dallas 108 - 107

1991-92 (2-3)
L Seattle 115 - 106
W at Milwaukee 106 - 105
W New York 110 - 109
L Golden State 148 - 136**
L at Golden State 124 - 116

1990-91 (0-1)
L Portland 95 - 93

1989-90 (1-2)
L Boston 115 - 112
W Utah 122 - 109
L Seattle 130 - 118

1988-89 (0-3)
L Denver 133 - 126
L at Portland 147 - 142**
L at Portland 126 - 120

1987-88 (2-2)
L Milwaukee 117 - 113
W Philadelphia 115 - 114
L LA Lakers 125 - 120
W Denver 116 - 114

1986-87 (1-3)
L LA Lakers 127 - 117
W at Chicago 124 - 120
L Houston 108 - 102
L Golden State 124 - 118

1985-86 (2-1)
W Seattle 98 - 96
L at LA Lakers 122 - 121**
W at Dallas 127 - 120

1984-85 (2-1)
L Dallas 117 - 110
W at LA Clippers 126 - 122
W at Philadelphia 118 - 117

1983-84 (1-1)
L Milwaukee 112 - 110
W Cleveland 142 - 137**

1982-83 (0-4)
L San Antonio 102 - 101
L at Utah 119 - 117
L at Houston 116 - 115
L Seattle 120 - 115

1981-82 (2-5)
L Detroit 129 - 122
W Dallas 113 - 109
L Boston 124 - 119
L at Portland 127 - 116
L Washington 109 - 106
L at Detroit 127 - 119
W Chicago 124 - 122**

FRANCHISE OVERTIME RECORDS

1980-81 (0-5)

L	Los Angeles	112 - 107
L	at Milwaukee	118 - 112
L	at Portland	129 - 123
L	Denver	126 - 124**
L	San Antonio	114 - 111

1979-80 (2-3)

L	Seattle	107 - 102
L	at San Antonio	127 - 125
W	at Utah	128 - 121
L	at Chicago	113 - 107
W	Washington	108 - 106

1978-79 (3-4)

W	at Milwaukee	122 - 117
L	at San Antonio	129 - 125†
L	at Golden State	111 - 110†
L	at Atlanta	122 - 120†
L	at Golden State	132 - 122
W	Los Angeles	115 - 111
W	New Jersey	117 - 114

1977-78 (3-3)

L	Washington	131 - 125
W	New Jersey	118 - 115
L	Golden State	97 - 92
W	Los Angeles	127 - 122
L	Seattle	114 - 107
W	at Washington	108 - 105

1976-77 (1-5)

W	Los Angeles	117 - 115
L	at Houston	127 - 126
L	Cleveland	98 - 91
L	Boston	126 - 125
L	at New Orleans	100 - 94
L	at Philadelphia	111 - 105

1975-76 (2-1)

W	at Phoenix	120 - 117
W	Atlanta	114 - 113
L	at Boston	120 - 117

1974-75 (0-2)

L	at Cleveland	92 - 91
L	at New Orleans	114 - 107

1973-74 (1-0)

W	Houston	118 - 116

1972-73 (1-3)

L	Chicago	106 - 97
W	Detroit	140 - 132
L	New York	116 - 115
L	Milwaukee	116 - 113

1971-72 (3-1)

W	at Philadelphia	113 - 106
L	at Chicago	108 - 104
W	at Buffalo	109 - 107
W	Detroit	133 - 132

1970-71 (3-2)

L	Det. at Omaha	136 - 135**
W	Portland	133 - 128
L	at Seattle	132 - 131
W	at Baltimore	133 - 132
W	New York	120 - 118

1969-70 (2-4)

L	at Baltimore	131 - 126
L	at Detroit	119 - 116
W	at Phoenix	137 - 130**
L	San Francisco	124 - 120
W	Milwaukee	112 - 110
L	Chi. at Omaha	142 - 140

1968-69 (3-2)

L	Boston	117 - 114
W	Phoenix at Cle.	130 - 123
W	at San Francisco	113 - 107
L	Baltimore	130 - 128
W	Los Angeles	136 - 128

1967-68 (1-3)

L	at Detroit	142 - 141
L	Sea. at Phoenix	132 - 129
L	Chi. at Cleveland	112 - 104
W	at Philadelphia	131 - 130

1966-67 (0-3)

L	at St. Louis	133 - 123
L	Boston	113 - 112
L	at San Francisco	123 - 120

1965-66 (1-2)

L	Phi. at Syracuse	135 - 132
L	at Baltimore	129 - 127
W	New York	149 - 145

1964-65 (2-2)

W	St. Louis	130 - 125
W	at New York	125 - 116
L	at Los Angeles	137 - 133**
L	NY at Detroit	115 - 112

1963-64 (1-0)

W	at Boston	119 - 117

1962-63 (2-3)

W	San Francisco	131 - 130
L	Boston	128 - 127
L	Los Angeles	131 - 128
W	New York	112 - 106
L	Los Angeles	120 - 119

1961-62 (1-2)

L	LA at WV+	134 - 128
W	LA at Dayton, OH	113 - 109
L	Boston	129 - 123

+ Morgantown

1960-61 (2-1)

W	Syracuse	143 - 140
W	St. Louis	129 - 128
L	New York	122 - 118

1959-60 (0-1)

L	Minneapolis	99 - 93

1958-59 (3-2)

W	Minn. at St.Louis	132 - 128***
L	at Boston	125 - 115
W	at Syracuse	121 - 120
L	Syracuse	145 - 138***
W	St. Louis	124 - 122

1957-58 (1-1)

L	Boston	122 - 110
W	Detroit	99 - 96

1956-57 (2-2)

L	at Fort Wayne	104 - 102
W	at Fort Wayne	101 - 100
W	St. Louis	102 - 101
L	St. Louis	108 - 106

1955-56 (1-3)

L	New York	100 - 98
L	at Fort Wayne	90 - 88
W	Fort Wayne	117 - 116
L	St. Louis at Milw.	100 - 97

1954-55 (2-1)

W	at Milwaukee	90 - 87
W	Minn. at Buffalo	99 - 97
L	Minneapolis	107 - 104

1953-54 (3-2)

W	Minneapolis	98 - 91***
W	at New York	80 - 75
L	at New York	95 - 90
W	Fort Wayne	77 - 76
L	Syracuse	93 - 95***

1952-53 (5-7)

W	Indianapolis	99 - 96****
W	at Baltimore	99 - 97
L	New York	99 - 97
L	Boston	83 - 81
L	at Minneapolis	83 - 80
L	Boston at NY	88 - 85
L	at Milwaukee	83 - 79**
W	Fort Wayne at Mil.	70 - 68
W	Mil. at Buffalo	80 - 78
L	at Syracuse	83 - 79
L	at Milwaukee	85 - 82
W	NY at Boston	79 - 71

1951-52 (2-4)

W	at Fort Wayne	76 - 71†
L	at Indianapolis	69 - 65**†
L	at Minneapolis	70 - 65**†
L	at Minneapolis	91 - 81
L	at New York	92 - 90
W	Minneapolis	94 - 92

1950-51 (4-5)

L	at Tri-Cities	82 - 79
L	Minneapolis	86 - 77**
L	Syracuse	79 - 75
W	New York	91 - 88
L	Indianapolis	75 - 73 6OT*
W	at Baltimore	80 - 78
L	at New York	88 - 83
W	New York	102 - 92****
W	at Boston	111 - 107

1949-50 (2-1)

L	at Chicago	75 - 72
W	at New York	83 - 80
W	at St. Louis	75 - 73**

1948-49 (5-1)

W	Chicago	105 - 103**
W	Philadelphia	105 - 101
W	at Fort Wayne	83 - 78
W	New York	103 - 98**
W	at Fort Wayne	81 - 80
L	at Washington	99 - 94**

**	Two overtime periods
***	Three overtime periods
****	Four overtime periods
******	Six overtime periods
†	Ties NBA record for most consecutive OT games

KINGS NATIONALLY TELEVISED GAMES

1985-1986 (1-0)

Date	Opponent	TV	W/L
12/3/85	vs. Chicago	WTBS	W

1986-1987 (0-2)

Date	Opponent	TV	W/L
11/4/86	vs. Houston	WTBS	L
2/10/87	vs. LA Lakers	WTBS	L

1987-1988 (0-1)

Date	Opponent	TV	W/L
12/8/87	at Houston	TBS	L

1988-1989 (1-0)

Date	Opponent	TV	W/L
1/10/89	vs. LA Lakers	TBS	W

1989-1990 (0-1)

Date	Opponent	TV	W/L
11/10/89	at Phoenix	TNT	L

1990-1991 (0-1)

Date	Opponent	TV	W/L
11/6/90	vs. Atlanta	TNT	L

1991-1992 (1-0)

Date	Opponent	TV	W/L
1/31/92	vs. LA Clippers	TNT	W

1992-1993 (0-1)

Date	Opponent	TV	W/L
11/20/92	vs. Portland	TNT	L

1993-1994 (1-0)

Date	Opponent	TV	W/L
11/12/93	vs. San Antonio	TNT	W

1994-1995

No National TV Games

1995-1996 (0-1)

Date	Opponent	TV	W/L
12/22/95	at LA Lakers	TNT	L

1996-1997 (1-1)

Date	Opponent	TV	W/L
12/6/96	vs. Phoenix	TNT	L
1/22/97	vs. Detroit	TBS	W

1997-1998 (0-1)

Date	Opponent	TV	W/L
11/26/97	at LA Clippers	TBS	L

1998-1999 (1-1)

Date	Opponent	TV	W/L
3/26/99	at LA Lakers	TNT	W
4/13/99	vs. Utah	TNT	L

1999-2000 (9-15)

Date	Opponent	TV	W/L
11/5/99	vs. Minnesota (J)	TNT	W
11/12/99	vs. Utah	TNT	W
12/8/99	vs. L.A. Lakers	TBS	W
12/28/99	vs. Boston	TNT	W
1/22/00	vs. Utah	NBC	L
1/25/00	at Charlotte	TNT	W
1/30/00	at New York	NBC	L
2/4/00	at Indiana	TNT	L
2/6/00	at Philadelphia	NBC	L
2/15/00	vs. Phoenix	TNT	L
2/18/00	vs. Seattle	TNT	W
2/20/00	vs. Portland	NBC	L
3/4/00	at San Antonio	NBC	W
3/14/00	at Portland	TNT	L
3/26/00	vs. L.A. Lakers	NBC	L
3/28/00	vs. New York	TNT	W
4/2/00	vs. Philadelphia	NBC	W
4/7/00	vs. Minnesota	TNT	L
4/9/00	vs. Phoenix	NBC	L
4/11/00	vs. San Antonio	TNT	L
4/14/00	at L.A. Lakers	TNT	L
4/16/00	at Portland	NBC	L
4/18/00	vs. Seattle	TNT	L
4/19/00	at Utah	TBS	L

(J) Japan Games

2000-01 (10-11)

Date	Opponent	TV	W/L
11/14/00	vs. Orlando	TBS	W
11/16/00	vs. L.A. Lakers	TNT	L
12/5/00	vs. San Antonio	TBS	W
12/12/00	at Atlanta	TBS	L
12/30/00	vs. Philadelphia	NBC	L
1/20/01	at Portland	NBC	W
1/25/01	vs. San Antonio	TNT	L
2/4/01	at L.A. Lakers	NBC	L
2/6/01	at Milwaukee	TBS	L
2/7/01	at Minnesota	TNT	L
2/13/01	at Utah	TBS	W
2/18/01	vs. Utah	NBC	L
2/25/01	at New York	NBC	L
3/6/01	vs. Toronto	TBS	W
3/7/01	at Phoenix	TNT	W
3/13/01	at Orlando	TBS	W
3/25/01	vs. L.A. Lakers	NBC	L
3/28/01	at L.A. Lakers	TNT	W
4/5/01	at Utah	TNT	W
4/8/01	vs. Portland	NBC	W
4/15/01	at Phoenix	NBC	L

2001-02 (11-6)

Date	Opponent	TV	W/L
11/13/01	vs. Toronto	TBS	W
11/27/01	at Houston	TBS	W
12/4/01	vs. Philadelphia	TBS	W
1/16/02	at Denver	TNT	W
1/22/02	at Portland	TBS	L
1/24/02	vs. Utah	TNT	W
1/26/02	at Utah	NBC	W
2/14/02	vs. Washington	TNT	W
2/21/02	at San Antonio	TNT	L
2/23/02	at Dallas	NBC	L
2/26/02	vs. Utah	TBS	W
3/3/02	vs. Indiana	NBC	L
3/13/02	at Philadelphia	TNT	W
3/24/02	vs. L.A. Lakers	NBC	L
3/26/02	vs. L.A. Clippers	TBS	W
4/9/02	vs. Minnesota	TBS	W
4/17/02	at L.A. Lakers	TNT	L

2002-03 (19-9)

Date	Opponent	TV	W/L
10/31/02	vs. Portland	TNT	W
11/6/02	at New York	ESPN	L
11/8/02	vs. Memphis	ESPN	W
11/13/02	at Golden State	ESPN	W
12/19/02	vs. San Antonio	TNT	L
12/25/02	at L.A. Lakers	ABC	W
1/7/03	at Milwaukee	NBATV	W
1/9/03	at New Jersey	TNT	W
1/15/03	vs. Dallas	ESPN	W
1/30/03	at Seattle	TNT	W
1/31/03	vs. L.A. Lakers	ESPN	L
2/2/03	at Houston	NBATV	L
2/11/03	vs. Washington	NBATV	W
2/16/03	vs. San Antonio	ABC	L
2/20/03	vs. Boston	TNT	W
2/25/03	vs. Detroit	NBATV	W
2/27/03	at Dallas	TNT	W
3/1/03	at San Antonio	ESPN	L
3/5/03	vs. Minnesota	ESPN	W
3/13/03	at Phoenix	TNT	L
3/16/03	vs. Dallas	ABC	L
3/20/03	vs. L.A. Lakers	TNT	W
4/1/03	at Indiana	NBATV	W
4/2/03	at Washington	ESPN	W
4/4/03	at Boston	ESPN	W
4/6/03	at Philadelphia	ABC	W
4/10/03	at L.A. Lakers	TNT	L
4/16/03	vs. Utah	ESPN	W

2003-04 (19-14)

Date	Opponent	TV	W/L
10/29/03	vs. Cleveland	ESPN	W
10/31/03	vs. Philadelphia	ESPN	W
11/9/03	at Boston	NBATV	L
11/13/03	at Portland	TNT	L
11/16/03	vs. Golden State	NBATV	W
11/25/03	vs. Memphis	NBATV	W
12/5/03	vs. Minnesota	ESPN	L
12/25/03	vs. Dallas	ABC	L
1/3/04	at L.A. Clippers	NBATV	W
1/9/04	at Phoenix	ESPN	W
1/16/04	vs. L.A. Lakers	ESPN	W
1/20/04	vs. Portland	NBATV	L
1/22/04	at Cleveland	TNT	W
1/25/04	at Dallas	ABC	L
1/28/04	at Houston	ESPN	W
1/29/04	at San Antonio	TNT	W
2/3/04	vs. Seattle	NBATV	W
2/6/04	vs. San Antonio	ESPN	L
2/19/04	at Minnesota	TNT	L
2/26/04	at L.A. Lakers	TNT	W
3/2/04	vs. L.A. Clippers	NBATV	W
3/4/04	at Philadelphia	TNT	W
3/11/04	vs. Dallas	TNT	W
3/14/04	vs. San Antonio	ABC	W
3/21/04	vs. Houston	ESPN	W
3/24/04	at L.A. Lakers	ESPN	L
3/31/04	at San Antonio	NBATV	L
4/1/04	at Dallas	TNT	L
4/4/04	at Houston	ABC	W
4/8/04	vs. Minnesota	TNT	L
4/9/04	at Phoenix	ESPN	L
4/11/04	vs. L.A. Lakers	ABC	W
4/12/04	at Denver	NBATV	L

DID YOU KNOW ... The Kings had 16 nationally televised games in the first 14 seasons in Sacramento. In each of the next five seasons, the Kings had 15 or more national TV appearances, including a high of 33 during the 2003-04 season.

KINGS NATIONALLY TELEVISED GAMES

2004-05 (15-15)

Date	Opponent	TV	W/L
11/6/04	at Houston	NBATV	L
11/10/04	at Seattle	ESPN	L
11/14/04	vs. Denver	NBATV	W
11/19/04	vs. Memphis	ESPN	W
11/26/04	at L.A. Lakers	ESPN	W
12/3/04	vs. Indiana	ESPN	W
12/11/04	at Indiana	NBATV	W
12/16/04	vs. L.A. Lakers	TNT	L
12/21/04	vs. Washington	NBATV	W
12/23/04	vs. Miami	TNT	L
1/18/05	vs. Portland	NBATV	W
1/20/05	vs. Cleveland	TNT	W
1/27/05	at San Antonio	TNT	L
1/28/05	at Houston	ESPN	W
2/8/05	vs. Phoenix	NBATV	L
2/10/05	at Seattle	TNT	L
2/11/05	vs. Dallas	ESPN	L
2/24/05	at Dallas	TNT	L
3/1/05	at Charlotte	NBATV	L
3/4/05	at Miami	ESPN	L
3/6/05	vs. Detroit	ABC	W
3/13/05	vs. Houston	ABC	L
3/17/05	at Golden State	TNT	L
3/24/05	vs. Dallas	NBATV	W
4/1/05	at Cleveland	ESPN	W
4/3/05	vs. Minnesota	ABC	L
4/10/05	vs. L.A. Lakers	ABC	W
4/15/05	at L.A. Lakers	ESPN	W
4/16/05	at Phoenix	NBATV	L
4/20/05	vs. Phoenix	ESPN	W

2005-06 (8-9)

Date	Opponent	TV	W/L
11/8/05	vs. Detroit	NBATV	L
11/9/05	at Denver	ESPN	L
11/30/05	at Golden State	NBATV	L
12/8/05	vs. Houston	TNT	L
12/22/05	vs. Dallas	TNT	L
1/17/06	vs. Phoenix	NBATV	W
1/19/06	vs. L.A. Lakers	TNT	W
1/22/06	at Miami	NBATV	L
1/24/06	at Philadelphia	NBATV	L
2/9/06	vs. Chicago	TNT	W
2/23/06	at L.A. Lakers	TNT	L
3/10/06	vs. Memphis	NBATV	W
3/12/06	vs. Dallas	NBATV	W
3/17/06	at Indiana	NBATV	L
4/5/06	at San Antonio	ESPN	W
4/15/06	at Denver	NBATV	W

2006-07 (5-12)

Date	Opponent	TV	W/L
11/8/06	vs. Detroit	ESPN	W
11/15/06	vs. Memphis	ESPN	W
11/16/06	at Golden State	TNT	L
12/1/06	at Dallas	ESPN	L
12/7/06	vs. Miami	TNT	L
12/12/06	at Golden State	NBATV	L
12/18/06	vs. Dallas	NBATV	L
12/21/06	vs. Washington	TNT	L
1/4/07	vs. L.A. Lakers	TNT	L
2/8/07	vs. Chicago	TNT	W
2/25/07	at Indiana	ESPN	W
3/8/07	vs. San Antonio	TNT	L
3/11/07	vs. Denver	ABC	L
3/19/07	at Atlanta	NBATV	L
3/25/07	vs. Phoenix	ABC	W
4/4/07	at Denver	ESPN	L
4/8/07	vs. Houston	NBATV	L

2007-08 (1-2)

Date	Opponent	TV	W/L
11/9/07	vs. Cleveland	ESPN	L
1/12/08	vs. Indiana	NBATV	L
1/22/08	vs. New Jersey	NBATV	W

2008-09 (0-1)

Date	Opponent	TV	W/L
12/13/08	vs. New York	NBATV	L

2009-10 (2-2)

Date	Opponent	TV	W/L
11/8/09	vs. Golden State	NBATV	W
12/16/09	vs. Washington	ESPN	W
4/6/10	vs. San Antonio	NBATV	L
4/10/10	vs. Dallas	NBATV	L

2010-11 (2-6)

Date	Opponent	TV	W/L
11/3/10	vs. LA Lakers	ESPN	L
11/21/10	vs. New Orleans	NBATV	L
11/25/10	at LA Clippers	TNT	L
1/6/11	vs. Denver	TNT	W
1/17/11	at Atlanta	NBATV	L
1/24/11	at Portland	NBATV	W
2/12/11	vs. Oklahoma City	NBATV	L
4/11/11	vs. Oklahoma City	NBATV	L

2011-12 (2-5)

Date	Opponent	TV	W/L
1/28/12	at Utah	NBATV	L
2/9/12	vs. Oklahoma City	TNT	W
2/11/12	vs. Phoenix	NBATV	L
3/9/12	vs. Dallas	NBATV	W
3/24/12	at Golden State	NBATV	L
3/31/12	vs. New Jersey	NBATV	L
4/8/12	vs. Houston	NBATV	L

2012-13 (3-1)

Date	Opponent	TV	W/L
11/24/12	vs. Utah	NBATV	W
12/1/12	at LA Clippers	NBATV	L
12/8/12	at Portland	NBATV	W
2/9/13	vs. Utah	NBATV	W

2013-14 (3-5)

Date	Opponent	TV	W/L
11/8/13	at Portland	NBATV	L
11/15/13	vs. Detroit	ESPN	L
12/23/13	vs. New Orleans	NBATV	L
1/14/14	at Indiana	NBATV	L
2/11/14	at Cleveland	NBATV	L
2/12/14	at New York	NBATV	W
2/22/14	vs. Boston	NBATV	W
3/3/14	vs. New Orleans	NBATV	W

2014-15 (4-6)

Date	Opponent	TV	W/L
11/18/14	vs. New Orleans	NBATV	L
11/20/14	vs. Chicago	TNT	W
12/2/14	vs. Toronto	NBATV	L
12/5/14	vs. Indiana	NBATV	W
12/9/14	vs. L.A. Lakers	NBATV	L
12/11/14	vs. Houston	TNT	L
12/13/14	vs. Detroit	NBATV	L
12/16/14	vs. Oklahoma City		
ESPN	L		
12/27/14	vs. New York	NBATV	W
1/11/15	vs. Cleveland	NBATV	W

2015-16 (8-5)

Date	Opponent	TV	W/L
10/31/15	at L.A. Clippers	NBATV	L
11/3/15	vs. Memphis	NBATV	L
11/6/15	vs. Houston	ESPN	L
11/13/15	vs. Brooklyn	NBATV	W
12/8/15	vs. Utah	NBATV	W
12/10/15	vs. New York	TNT	W
12/15/15	vs. Houston	NBATV	W
1/2/16	vs. Phoenix	NBATV	W
1/7/16	vs. L.A. Lakers	TNT	W
2/1/16	vs. Milwaukee	NBATV	W
2/24/16	vs. San Antonio	ESPN	L
3/1/16	vs. Oklahoma City	NBATV	L
3/20/16	at New York	NBATV	W

2016-17 (4-6)

Date	Opponent	TV	W/L
10/29/16	vs. Minnesota	NBATV	W
11/8/16	vs. New Orleans	NBATV	W
11/10/16	vs. L.A. Lakers	TNT	L
11/18/16	vs. LA Clippers	ESPN	L
12/18/16	at Dallas	NBATV	L
2/12/17	vs. New Orleans	TNT	W
2/14/17	at L.A. Lakers	NBATV	W
2/25/17	vs. Charlotte	NBATV	L
3/5/17	vs. Utah	NBATV	L
3/10/17	vs. Washington	NBATV	L

2017-18 (3-8)

Date	Opponent	TV	W/L
10/26/17	vs. New Orleans	TNT	L
11/7/17	vs. Oklahoma City	NBATV	W
11/13/17	@ Washington	NBATV	L
11/22/17	vs. L.A. Lakers	ESPN	W
12/26/17	at LA Clippers	NBATV	L
12/29/17	vs. Phoenix	NBATV	L
1/9/18	at L.A. Lakers	NBATV	L
2/2/18	vs. Golden State	ESPN	L
2/9/18	vs. Portland	ESPN	L
2/26/18	vs. Minnesota	NBATV	L
4/1/18	@ L.A. Lakers	NBATV	W

KINGS' NATIONAL TELEVISION APPEARANCES

Season	App.	Rec	H	A
85-86	1	1-0	1-0	
86-87	2	0-2	0-2	
87-88	1	0-1		0-1
88-89	1	1-0	1-0	
89-90	1	0-1		0-1
90-91	1	0-1	0-1	
91-92	1	1-0	1-0	
92-93	1	0-1	0-1	
93-94	1	1-0	1-0	
94-95				
95-96	1	0-1		0-1
96-97	2	1-1	1-1	
97-98	1	0-1		0-1
98-99	2	1-1	0-1	1-0
99-00*	24	8-15	6-8	2-7
00-01	21	10-11	4-5	6-6
01-02	17	11-6	7-2	4-4
02-03	28	19-9	9-4	10-5
03-04	33	19-14	11-5	8-9
04-05	30	15-15	10-6	5-9
05-06	16	8-9	5-3	2-6
06-07	17	5-12	4-7	1-5
07-08	3	1-2	1-2	----
08-09	1	0-1	0-1	----
09-10	4	2-2	2-2	----
10-11	8	2-6	1-4	1-2
11-12	7	2-5	2-3	0-2
12-13	4	3-1	2-0	1-1
13-14	8	3-5	2-2	1-3
14-15	10	4-6	4-6	----
15-16	13	8-5	7-4	1-1
16-17	10	4-6	3-5	1-1
17-18	11	3-8	1-5	2-3
TOTALS	281	133-148	86-80	46-68

*Kings 1-0 at neutral site

SACRAMENTO KINGS

HISTORY

HISTORY OF OWNERSHIP

THE SACRAMENTO KINGS begin their fourth season under a group led by Owner Vivek Ranadivé. The group succeeds the Maloof family, who sold the franchise in Spring 2013.

The latest chapter in the franchise's ownership history began to take shape in April 2013 when the NBA's Relocation Committee unanimously recommended that the league's Board of Governors deny the application of the team to relocate to Seattle, Washington. The passion, will and vision that Ranadive's group expressed for the future of the Kings in Sacramento led the league's Board of Governors to unanimously approve the sale of the team on May 28, 2013.

The Maloof family had owned the team for 14 seasons after taking control of the Kings and ARCO Arena on July 1, 1999. The Maloofs succeeded Jim Thomas, who had owned the franchise since April 6, 1992.

The Maloof family's interest in purchasing the Kings, Monarchs (WNBA) and ARCO Arena originated in 1997 when they contacted Thomas regarding the availability of the teams and arena. On January 14, 1998, the Maloofs completed the purchase of a minority limited partnership in the organization's franchises and ARCO Arena. On January 15, 1999, the Maloofs subsequently purchased controlling interest, effective July 1, 1999. The NBA Board of Governors unanimously approved the ownership transfer on May 7, 1999, in New York, at which time the Board of Governors appointed Joe Maloof to the Board.

The Kings franchise made its NBA debut in 1948 as the Rochester Royals under the ownership of Les Harrison. Harrison also served as the club's head coach for the first seven seasons, and in 1951 he guided the Royals to the first and only NBA World Championship title in franchise history. The team was moved to Cincinnati in 1957, where one year later it became a public corporation. In 1966, brothers Max and Jeremy Jacobs purchased the club and maintained ownership through the team's move to Kansas City in 1972-73.

LES HARRISON

A group of 10 Kansas City-based businessmen purchased the club in 1973 for an excess of $5 million. The same group held proprietorship through May of 1982 when ownership was restructured so that only three partners remained, Leon Karosen, H. Paul Rosenberg, and Robert J. Margolin. Three months later, three New York-based businessmen joined the Kansas City ownership group.

On June 8, 1983, the Kings were sold to a local business group that is responsible for bringing NBA basketball to the Capitol City, as Joseph Benvenuti, Frank and Gregg Lukenbill, Bob A. Cook, Frank McCormick, and Stephen H. Cippa purchased the Kansas City Kings for approximately $10.5 million. In January of 1985, the group petitioned the NBA Board of Governors for permission to move the franchise to Sacramento. Nine months later, the Kings' Sacramento-era began as the club played its first-ever contest before a sold out crowd at the temporary ARCO Arena site.

LES HARRISON — BASKETBALL PIONEER

The Sacramento Kings organization would like to pay tribute to the late Les Harrison, who passed away in December of 1997, at the age of 93. As owner, general manager, and coach, Harrison was the driving force behind the Rochester Royals in the early days of the National Basketball League (NBL). In three seasons in the NBL, Harrison led the Royals to a 99-43 record, three NBL finals, and league titles in 1946 and 1947. With the signing of Dolly King in 1946, Harrison played a role in breaking the minority barrier in professional basketball. Following the 1948-49 season, in which the Royals played in the Basketball Association of America (BAA), Harrison led the effort to merge the NBL and BAA into the current National Basketball Association (NBA). Under Harrison's direction, the Royals won the franchise's lone NBA title in 1951, defeating the New York Knickerbockers 4-3 in the Finals. Harrison posted a .620 winning percentage (295-181) in seven NBA seasons, which ranks14th all-time in the league entering this season for coaches with 100+ games. In a crowning achievement to his career, Harrison was elected to the Basketball Hall of Fame in 1979.

NICKNAME & LOGO TRANSITION

The Rochester National Basketball League franchise was originally nicknamed the Royals in 1946 after 15-year-old Richard Paeth's entry beat out 500 other suggestions in a name the team contest. For his winning entry, Paeth, a native of Rochester, received a $100 Victory Bond from team president/manager Les Harrison. When the franchise moved to Cincinnati before the 1957-58 campaign, the ownership decided to maintain the Royals moniker. However, when the franchise moved to Kansas City prior to the 1972-73 season, it needed a new nickname because the name Royals was already being used by the city's Major League Baseball team. Wanting to keep the "Royal" theme, the club decided on the nickname of Kings.

On May 22, 1994, the Sacramento Kings unveiled a new primary logo, home and road uniforms, and team colors. The changes marked the first major alteration from the crown and ball logo which had been the franchise's trademark since the club resided in Cincinnati.

On April 26, 2016, the Kings shared a new brand identity with fans during a special preview of Golden 1 Center, the team's future downtown home currently under construction.

"When the Kings moved to Sacramento in 1985, the city was transformed. Today, we aim to do it again," said Owner and Chairman Vivek Ranadivé. "This brand kicks off a new era for our franchise as we move into the most technologically-advanced, most environmentally-friendly arena in the world. As Sacramento becomes the next great American city, this identity honors our heritage while moving us forward."

The new primary emblem is inspired by the Kings classic logo. It is reimagined to reflect the civic and franchise pride that has lasted and grown for a generation. Now, with a clean, modern look – a reshaped crown, refined basketball and new typeface that puts Sacramento front and center – the new identity draws from the team's ambitious beginnings and reminds our region and the world that Sacramento is undergoing a transformation.

Each of the team's new insignia are designed to connect to the elements that define the Sacramento Kings: Our City. Our Pride. Our Foundation.

The secondary logo featuring the lion, pays tribute to the unmatched pride and loyalty of the NBA's best fans. The "Sac" badge is dedicated to the bold and unwavering devotion the Kings organization has for its city. A new crown logo reflects the rich tradition of the team dating back to its origins, reminding the fanbase and the community of Sacramento that, "we are all Kings." The heralding lion crest represents leadership and strength and will be used as the Kings work to make basketball the premier global sport of the 21st century.

THE EVOLUTION OF THE KINGS' PRIMARY LOGO

A chronological look at the evolution of the Kings' primary logo over the franchise's 68-season history.

Rochester Royals
1948-49 — 1956-57

Cincinnati Royals
1957-58 — 1970-71

Cincinnati Royals
1971-72

K.C.-Omaha Kings
1972-73 — 1974-75

Kansas City Kings
1975-76 — 1984-85

Sacramento Kings
1985-86 — 1993-94

Sacramento Kings
1994-95 — 2015-16

Sacramento Kings
Unveiled April 26, 2016

SACRAMENTO
KINGS

1948-49 ROCHESTER ROYALS

1948-1957

45-15
WESTERN DIVISION CHAMPIONS

Front row — from left to right, Arnitz Johnson, Andrew Levane, Bob Davies, William Holzman, Arnie Risen. Back row — Francis Curran, Andrew Duncan, Michael Novak, Lionel Malamed, William Calhoun, Bobby Wanzer.

G	DATE	SCORE	OPPONENT	W/L	REC.	ATT.
1	11/6	69-58	Indianapolis	W	1-0	4200
2	11/10	66-73	@Washington	L	1-1	2115
3	11/11	83-75	@Philadelphia	W	2-1	3112
4	11/13	95-63	Boston	W	3-1	4200
5	11/14	92-75	Minneapolis	W	4-1	4200
6	11/16	75-63	New York	W	5-1	4000
7	11/18	103-74	@Providence	W	6-1	2015
8	11/21	77-80	Washington	L	6-2	4200
9	11/23	108-90	Baltimore	W	7-2	4000
10	11/27	105-103**	Chicago	W	8-2	4200
11	12/1	73-72	@New York	W	9-2	13,859
12	12/4	105-101*	Philadelphia	W	10-2	4200
13	12/6	87-79	@Boston	W	11-2	5313
14	12/7	89-90	Providence	L	11-3	3560
15	12/10	75-96	Minneapolis	L	11-4	4200
16	12/12	58-67	@Minneapolis	L	11-5	5534
17	12/14	85-78	@Chicago	W	12-5	4140
18	12/18	84-64	Fort Wayne	W	13-5	4260
19	12/19	83-78*	@Fort Wayne	W	14-5	3600
20	12/21	84-71	@Indianapolis	W	15-5	3788
21	12/25	90-82	St. Louis	W	16-5	4260
22	12/26	90-99	@Minneapolis	L	16-6	7635
23	12/29	74-77	@New York	L	16-7	14,915
24	12/30	89-100	@Baltimore	L	16-8	4000
25	1/1	106-83	St. Louis	W	17-8	4200
26	1/2	89-64	@St. Louis	W	18-8	2160
27	1/6	62-73	@Indianapolis	L	18-9	3785
28	1/9	88-91	Chicago	L	18-10	4240
29	1/10	90-75	@Chicago	W	19-10	6561
30	1/11	83-71	Philadelphia	W	20-10	4200
31	1/13	102-85	@Baltimore	W	21-10	2879
32	1/15	73-62	Fort Wayne	W	22-10	4240
33	1/19	70-66	Ind. (Chicago)	W	23-10	331
34	1/20	84-74	@St. Louis	W	24-10	1364
35	1/22	103-98**	New York	W	25-10	4200
36	1/23	81-80*	@Fort Wayne	W	26-10	3800
37	1/29	90-86	Baltimore	W	27-10	4200
38	2/1	76-68	@Boston	W	28-10	10,091
39	2/3	80-88	@Providence	L	28-11	2755
40	2/5	80-61	Fort Wayne	W	29-11	4200
41	2/6	85-74	@Minneapolis	W	30-11	9024
42	2/8	97-65	Providence	W	31-11	4211
43	2/9	94-99**	@Washington	L	31-12	3435
44	2/10	90-76	@Baltimore	W	32-12	2000
45	2/12	87-73	Chicago	W	33-12	4200
46	2/15	91-79	Washington	W	34-12	4300
47	2/17	68-63	@St. Louis	W	35-12	1266
48	2/18	65-53	@Indianapolis	W	36-12	1862
49	2/19	87-73	Indianapolis	W	37-12	4200
50	2/22	92-86	Philadelphia	W	38-12	4200
51	2/26	64-59	Boston	W	39-12	4300
52	3/1	67-64	Washington	W	40-12	4289
53	3/5	81-64	Providence	W	41-12	4278
54	3/6	78-66	@Fort Wayne	W	42-12	3650
55	3/10	73-71	@Philadelphia	W	43-12	4500
56	3/12	104-74	St. Louis	W	44-12	4250
57	3/15	83-86	@Boston	L	44-13	3565
58	3/16	94-89	@New York	W	45-13	13,195
59	3/19	85-99	Minneapolis	L	45-14	4311
60	3/20	61-98	@Chicago	L	45-15	14,451

* = OT

1948-49 PLAYOFFS

Quarter finals (2-0)
March 22 Rochester 93 vs. St. Louis 64

Semifinals (0-2)
March 27 Rochester 79 vs. Minneapolis 80
March 29 Rochester 55 @ Minneapolis 67

FINAL STATISTICS

PLAYER	G.	FGM	FGA	PCT.	FTM	FTA	PCT.	AST.	PF	PTS.	AVG.
Arnie Risen	60	345	816	.423	305	462	.660	100	216	995	16.6
Bob Davies	60	317	871	.364	270	348	.776	321	197	904	15.1
Bobby Wanzer	60	202	533	.379	209	254	.823	186	132	613	10.2
William Holzman	60	225	691	.326	96	157	.611	149	93	546	9.1
Arnitz Johnson	60	156	375	.416	199	284	.701	80	247	511	8.5
Andrew Duncan	55	162	391	.414	83	135	.615	51	179	407	7.4
William Calhoun	56	146	408	.358	75	131	.573	125	97	367	6.6
Michael Novak	60	124	363	.342	72	124	.581	112	188	320	5.3
Francis Curran	57	61	168	.363	85	126	.675	78	118	207	3.6
Andrew Levane	36	55	193	.285	13	21	.619	39	37	123	3.4
Lionel Malamed (Roch. only)	9	12	31	.387	6	8	.750	6	9	30	3.3
Robert Fitzgerald	18	6	29	.207	7	10	.700	12	26	19	1.1
Royals	60	1811	4869	.372	1420	2060	.689	1259	1539	5042	84.0

1949-50 ROCHESTER ROYALS

1948-1957

51-17
TIED MINNEAPOLIS FOR THE CENTRAL DIVISION TITLE

Front row — from left to right, Bob Davies, Bobby Wanzer, Francis Curran, William Holzman, Frank Saul. Back row — William Calhoun, Arnitz Johnson, Michael Novak, Arnie Risen, Jack Coleman, Andrew Duncan.

G	DATE	SCORE	OPPONENT	W/L	REC.	ATT.
1	11/1	108-75	Sheboygan	W	1-0	3500
2	11/5	85-53	Philadelphia	W	2-0	4000
3	11/9	72-75*	@Chicago	L	2-1	5191
4	11/10	87-97	@Sheboygan	L	2-2	3000
5	11/12	94-73	New York	W	3-2	4200
6	11/15	93-81	Tri City	W	4-2	3200
7	11/19	96-64	Denver	W	5-2	3000
8	11/20	74-95	@St. Louis	L	5-3	2976
9	11/22	74-80	@Indianapolis	L	5-4	4500
10	11/23	90-71	@Waterloo	W	6-4	3045
11	11/26	120-95	Waterloo	W	7-4	3100
12	11/30	86-84	@Washington	W	8-4	2205
13	12/1	64-70	@Baltimore	L	8-5	1645
14	12/2	82-79	@Philadelphia	W	9-5	4000
15	12/3	99-77	Indianapolis	W	10-5	4500
16	12/4	80-95	@Minneapolis	L	10-6	6686
17	12/10	69-63	Syracuse	W	11-6	4100
18	12/13	81-65	@Denver	W	12-6	1300
19	12/15	66-69	@Fort Wayne	L	12-7	3340
20	12/16	71-80	@Chicago	L	12-8	3601
21	12/17	85-63	Chicago	W	13-8	4200
22	12/20	87-62	Minneapolis	W	14-8	4200
23	12/25	88-79	Boston	W	15-8	4054
24	12/26	83-80*	@New York	W	16-8	16,000
25	12/27	96-72	Washington	W	17-8	4190
26	12/29	97-79	Fort Wayne	W	18-8	4200
27	12/31	87-68	St. Louis	W	19-8	4055
28	1/3	83-79	Washington	W	20-8	4150
29	1/4	72-63	@Washington	W	21-8	1641
30	1/5	71-74	@Baltimore	L	21-9	1600
31	1/6	73-91	@Philadelphia	L	21-10	2500
32	1/7	85-68	Philadelphia	W	22-10	3880
33	1/8	75-73**	@St. Louis	W	23-10	2048
34	1/10	85-67	Baltimore	W	24-10	3500
35	1/14	83-77	Minneapolis	W	25-10	4210
36	1/15	73-85	@Minneapolis	L	25-11	6040
37	1/18	70-65	@Tri City	W	26-11	4856
38	1/19	81-78	@Anderson Duffey	W	27-11	4000
39	1/21	95-79	Anderson Duffey	W	28-11	4000
40	1/22	71-81	@New York	L	28-12	16,000
41	1/24	70-56	Baltimore	W	29-12	3500
42	1/26	72-76	@Syracuse	L	29-13	8731
43	1/28	82-75	Boston	W	30-13	3750
44	1/31	85-72	@Boston	W	31-13	2490
45	2/1	82-68	@Philadelphia	W	32-13	4467
46	2/2	69-79	@Baltimore	L	32-14	1300
47	2/4	82-78	Chicago	W	33-14	
48	2/5	73-65	@New York	W	34-14	16,000
49	2/7	90-84	St. Louis	W	35-14	3500
50	2/11	84-92	Fort Wayne	L	35-15	3700
51	2/12	74-76	@Fort Wayne	L	35-16	3800
52	2/14	83-74	@Chicago	W	36-16	5028
53	2/15	70-92	@Minneapolis	L	36-17	8456
54	2/17	81-73	@Boston	W	37-17	2386
55	2/18	94-73	Boston (Providence)	W	38-17	1753
56	2/19	105-92	New York	W	39-17	4000
57	2/21	84-76	Washington	W	40-17	3400
58	2/25	66-64	Minneapolis	W	41-17	4210
59	2/26	81-79	@St. Louis	W	42-17	1602
60	2/28	74-69	Chicago	W	43-17	3535
61	3/4	73-70	Fort Wayne	W	44-17	4000
62	3/5	65-60	@Fort Wayne	W	45-17	3800
63	3/9	78-59	Boston	W	46-17	3660
64	3/11	90-72	Philadelphia	W	47-17	3499
65	3/12	99-72	St. Louis	W	48-17	
66	3/15	93-64	@Washington	W	49-17	511
67	3/18	77-74	New York	W	50-17	3998
68	3/19	97-66	Baltimore	W	51-17	3750

* = OT

1949-50 PLAYOFFS

Semifinals (0-2)

March 23	Rochester	84	vs.	Fort Wayne	90
March 25	Rochester	78	@	Fort Wayne	79 (1 OT)

FINAL STATISTICS

PLAYER	G.	FGM	FGA	PCT.	FTM	FTA	PCT.	AST.	PF	PTS.	AVG.
Bob Davies	64	317	887	.357	261	347	.752	294	187	895	14.0
Bobby Wanzer	67	254	614	.414	283	351	.806	214	102	791	11.8
Arnie Risen	62	206	598	.344	213	321	.664	92	228	625	10.1
Jack Coleman	68	250	663	.377	90	121	.744	153	223	590	8.7
William Calhoun	62	207	549	.377	146	203	.719	115	100	560	9.0
William Holzman	68	206	625	.330	144	210	.686	200	67	556	8.2
Arnitz Johnson	68	149	376	.396	200	294	.680	141	260	498	7.3
Francis Curran	66	98	235	.417	199	241	.826	71	113	395	6.0
Andrew Duncan	67	125	289	.433	60	108	.556	42	160	310	4.6
Frank Saul	49	74	183	.404	34	47	.723	28	33	182	3.7
Edward Mikan (Roch. only)	44	58	194	.299	47	62	.758	28	95	163	3.7
Price Brookfield	7	11	23	.478	12	13	.923	1	7	34	4.9
Mike Novak* (Roch. only)	5	1	11	.091	1	1	1.000	4	10	3	0.6
Royals	68	1956	5247	.373	1690	2319	.729	1383	1585	5599	82.4

* Did not finish season with team

1950-51 ROCHESTER ROYALS

1948-1957

41-27
2ND - WESTERN DIVISION
NBA CHAMPIONS

Coach Lester Harrison at bottom right with, front row — from left to right, Bob Davies, Bobby Wanzer, William Holzman, Paul Noel, Frank (Pep) Saul. Back Row — from left to right Bill Calhoun, Joe McNamee, Arnie Risen, Jack Coleman, Arnitz Johnson.

G	DATE	SCORE	OPPONENT	W/L	REC.	ATT.
1	10/31	78-70	Washington	W	1-0	2184
2	11/4	95-71	Fort Wayne	W	2-0	2783
3	11/11	86-77	Tri Cities	W	3-0	2811
4	11/12	79-82*	@Tri Cities	L	3-1	3220
5	11/15	85-89	@Fort Wayne	L	3-2	3200
6	11/18	77-86**	Minneapolis	L	3-3	3555
7	11/19	77-90	@Minneapolis	L	3-4	6777
8	11/21	79-91	@Indianapolis	L	3-5	4051
9	11/23	71-89	@Philadelphia	L	3-6	5154
10	11/25	90-82	Boston	W	4-6	2790
11	11/28	87-71	Washington	W	5-6	1900
12	11/29	72-71	@Washington	W	6-6	675
13	11/30	74-79	@New York	L	6-7	4500
14	12/2	94-72	Indianapolis	W	7-7	3433
15	12/3	79-80	@Fort Wayne	L	7-8	3800
16	12/6	74-70	@Baltimore	W	8-8	1450
17	12/7	76-69	@Syracuse	W	9-8	4550
18	12/10	99-84	Philadelphia	W	10-8	3600
19	12/12	102-87	Baltimore	W	11-8	1923
20	12/13	82-72	@Minneapolis	W	12-8	5109
21	12/16	75-79*	Syracuse	L	12-9	4044
22	12/17	75-88	@Boston	L	12-10	5542
23	12/20	94-76	@Washington	W	13-10	715
24	12/23	77-65	Fort Wayne	W	14-10	3140
25	12/25	90-77	Boston	W	15-10	2972
26	12/27	74-68	@Fort Wayne	W	16-10	3600
27	12/28	75-67	Minneapolis	W	17-10	4195
28	12/30	91-77	Washington	W	18-10	2100
29	1/1	91-88*	New York	W	19-10	3400
30	1/6	73-75 5OT	Indianapolis	L	19-11	3790
31	1/7	57-69	@Minneapolis	L	19-12	7346
32	1/9	77-59	@Indianapolis	W	20-12	4908
33	1/10	80-78*	@Baltimore	W	21-12	1400
34	1/11	79-82	@Philadelphia	L	21-13	3500
35	1/13	99-78	Fort Wayne	W	22-13	3100
36	1/14	63-92	@Syracuse	L	22-14	7273
37	1/16	97-89	Tri Cities	W	23-14	2000
38	1/18	96-87	@Syracuse	W	24-14	5384
39	1/20	87-101	Philadelphia	L	24-15	3400
40	1/21	83-88*	@New York	L	24-16	6986
41	1/23	102-92 4OT	New York	W	25-16	3222
42	1/27	85-83	Syracuse	W	26-16	4200
43	1/28	88-93	@Fort Wayne	L	26-17	3600
44	1/30	95-90	Baltimore	W	27-17	1909
45	2/1	63-68	@Indianapolis	L	27-18	2074
46	2/3	65-61	Philadelphia	W	28-18	3258
47	2/4	81-84	@Tri Cities	L	28-19	3350
48	2/6	76-78	@Indianapolis	L	28-20	2617
49	2/8	58-69	@Minneapolis	L	28-21	6112
50	2/10	98-90	Tri Cities	W	29-21	1729
51	2/11	77-93	@Boston	L	29-22	6006
52	2/14	65-81	@New York	L	29-23	500
53	2/17	87-82	Minneapolis	W	30-23	4206
54	2/18	83-89	@Tri Cities	L	30-24	3550
55	2/20	105-89	Baltimore	W	31-24	2210
56	2/22	90-98	@Philadelphia	L	31-25	
57	2/24	99-89	Tri Cities	W	32-25	1866
58	2/25	82-78	@Tri Cities	W	33-25	3810
59	2/27	100-90	New York	W	34-25	2210
60	2/28	89-79	Fort Wayne	W	35-25	
61	3/6	90-79	Minneapolis	W	36-25	3780
62	3/7	91-84	@Indianapolis	W	37-25	2461
63	3/8	107-86	Syracuse	W	38-25	3500
64	3/10	88-95	Indianapolis	L	38-26	2000
65	3/13	111-107**	@Boston	W	39-26	4361
66	3/15	87-93	@Baltimore	L	39-27	1225
67	3/17	114-89	Boston	W	40-27	
68	3/18	91-79	Indianapolis	W	41-27	

* = OT

1954-55 PLAYOFFS

Semifinals - Royals defeat Fort Wayne, 2-1

March 20	Rochester	110	vs.	Fort Wayne	81
March 22	Rochester	78	@	Fort Wayne	83
March 24	Rochester	97	vs.	Fort Wayne	78

Division Finals - Rochester defeats Minneapolis, 3-1

March 29	Rochester	73	@	Minneapolis	76
March 31	Rochester	70	@	Minneapolis	66
April 1	Rochester	83	vs.	Minneapolis	70
April 3	Rochester	80	vs.	Minneapolis	75

Championship - Rochester defeats New York, 4-3

April 7	Rochester	92	vs.	New York	65
April 8	Rochester	99	vs.	New York	84
April 11	Rochester	78	@	New York	71
April 13	Rochester	73	@	New York	79
April 15	Rochester	89	vs.	New York	92
April 18	Rochester	73	@	New York	80
April 21	Rochester	79	vs.	New York	75

FINAL STATISTICS

PLAYER	G.	FGM	FGA	PCT.	FTM	FTA	PCT.	REB.	AST.	PF	DQ	PTS.	AVG.
Arnie Risen	66	377	940	.401	323	440	.734	795	158	278	9	1077	16.3
Bob Davies	63	326	877	.372	303	381	.795	197	287	208	7	955	15.2
Jack Coleman	67	315	749	.421	134	172	.779	584	197	193	4	764	11.4
Bobby Wanzer	68	252	628	.401	232	273	.850	232	181	129	0	736	10.8
Arnitz Johnson	68	185	403	.459	269	371	.725	449	175	290	11	639	9.4
William Calhoun	66	175	506	.346	161	228	.706	199	99	87	1	511	7.7
William Holzman	68	183	561	.326	130	179	.726	152	147	94	0	496	7.3
Frank Saul	65	105	310	.339	72	105	.686	84	68	85	0	282	4.3
Paul Noel	52	49	174	.282	32	45	.711	81	34	61	1	130	2.5
Joseph McNamee	60	48	167	.287	27	42	.643	101	18	88	2	123	2.1
Ed Mikan*(Roch. only)	10	17	62	.274	9	12	.750	60	2	21	0	43	4.3
Royals	68	2032	5377	.378	1692	2248	.753	3015	1368	1534	35	5746	84.6

*Did not finish season with team

1951-52 ROCHESTER ROYALS

1948-1957

41-25
WESTERN DIVISION CHAMPIONS

Front Row — from left to right, Sam Ranzino, Bob Davies, Ray Ragelis, William Holzman, Bobby Wanzer. Back Row — from left to right, Arnitz Johnson, Joe McNamee, Arnie Risen Jack Coleman, Marion Spears.

G	DATE	SCORE	OPPONENT	W/L	REC.	ATT.
1	11/1	101-97	Baltimore	W	1-0	2316
2	11/3	74-93	Minneapolis	L	1-1	3306
3	11/10	100-89	Indianapolis	W	2-1	2403
4	11/11	80-78	New York	W	3-1	2980
5	11/13	91-75	@Milwaukee	W	4-1	2875
6	11/17	86-72	Philadelphia	W	5-1	2688
7	11/18	76-71*	@Fort Wayne	W	6-1	3500
8	11/20	65-69**	@Indianapolis	L	6-2	3350
9	11/22	65-70**	@Minneapolis	L	6-3	8912
10	11/24	74-63	Fort Wayne	W	7-3	2332
11	11/25	73-75	@Milwaukee	L	7-4	10,251
12	11/27	77-73	Milwaukee	W	8-4	1766
13	11/29	78-74	@New York	W	9-4	6837
14	12/1	71-66	Milwaukee	W	10-4	2895
15	12/2	81-79	@Syracuse	W	11-4	7438
16	12/3	77-70	@Baltimore	W	12-4	1375
17	12/4	80-96	@Philadelphia	L	12-5	2500
18	12/8	75-95	Syracuse	L	12-6	4022
19	12/9	84-86	@Fort Wayne	L	12-7	3700
20	12/15	75-66	Indianapolis	W	13-7	2909
21	12/16	99-95	Baltimore	W	14-7	
22	12/18	94-68	@Milwaukee	W	15-7	4221
23	12/20	69-54	@Fort Wayne	W	16-7	2500
24	12/22	105-89	Philadelphia	W	17-7	2770
25	12/25	87-78	Indianapolis	W	18-7	1712
26	12/27	98-85	New York	W	19-7	1450
27	12/29	75-61	Fort Wayne	W	20-7	3030
28	12/31	73-77	Indianapolis (NY)	L	20-8	14,189
29	1/1	106-91	Boston	W	21-8	3328
30	1/5	103-94	Philadelphia	W	22-8	2190
31	1/6	80-91	@Boston	L	22-9	6883
32	1/8	74-107	@New York	L	22-10	5247
33	1/11	83-85	@Philadelphia	L	22-11	2000
34	1/12	76-88	Fort Wayne	L	22-12	
35	1/13	97-70	New York	W	23-12	1680
36	1/19	96-85	Minneapolis	W	24-12	4206
37	1/20	81-91**	@Minneapolis	L	24-13	8972
38	1/21	78-76	Milw. (Moline, IL)	W	25-13	300
39	1/22	65-68	@Indianapolis	L	25-14	4417
40	1/24	90-94	@Fort Wayne	L	25-15	3000
41	1/26	104-71	Fort Wayne	W	26-15	
42	1/27	102-95	Indianapolis	W	27-15	3180
43	2/2	100-79	Milwaukee	W	28-15	2220
44	2/3	75-77	@Minneapolis	L	28-16	9189
45	2/7	75-86	@Minneapolis	L	28-17	9136
46	2/9	104-100	Boston	W	29-17	3366
47	2/10	111-97	@Boston	W	30-17	5622
48	2/12	86-75	@Philadelphia	W	31-17	2500
49	2/13	91-96	@Baltimore	L	31-18	1550
50	2/14	78-76	@Syracuse	W	32-18	6502
51	2/16	92-84	Syracuse	W	33-18	4200
52	2/17	100-92	Indianapolis	W	34-18	2033
53	2/23	73-83	Minneapolis	L	34-19	4208
54	2/24	124-100	Baltimore	W	35-19	1816
55	2/26	99-67	Milwaukee	W	36-19	1400
56	2/28	72-91	Bos. (Raleigh, NC)	L	36-20	12,500
57	3/1	98-83	Syracuse	W	37-20	4150
58	3/2	72-76	@Syracuse	L	37-21	7529
59	3/3	96-99	@Baltimore	L	37-22	
60	3/4	90-92*	@New York	L	37-23	13,430
61	3/6	77-74	Milwaukee	W	38-23	3000
62	3/8	94-92*	Minneapolis	W	39-23	4200
63	3/9	90-96	@Minneapolis	L	39-24	8291
64	3/11	82-81	@Indianapolis	W	40-24	3627
65	3/13	86-84	@Fort Wayne	W	41-24	3440
66	3/15	106-118	Boston	L	41-25	4040

* = OT

1951-52 PLAYOFFS

Semifinals (2-0)

March 18	Rochester	95	vs.	Fort Wayne	78
March 20	Rochester	92	@	Fort Wayne	86

Division Finals (1-3)

March 29	Rochester	88	vs.	Minneapolis	78
March 30	Rochester	78	vs.	Minneapolis	83
April 5	Rochester	67	@	Minneapolis	77
April 6	Rochester	80	@	Minneapolis	82

FINAL STATISTICS

PLAYER	G.	FGM	FGA	PCT.	FTM	FTA	PCT.	AST.	PF	PTS.	AVG.
Bob Davies	64	317	887	.357	261	347	.752	294	187	895	14.0
Bobby Wanzer	67	254	614	.414	283	351	.806	214	102	791	11.8
Arnie Risen	62	206	598	.344	213	321	.664	92	228	625	10.1
Jack Coleman	68	250	663	.377	90	121	.744	153	223	590	8.7
William Calhoun	62	207	549	.377	146	203	.719	115	100	560	9.0
William Holzman	68	206	625	.330	144	210	.686	200	67	556	8.2
Arnitz Johnson	68	149	376	.396	200	294	.680	141	260	498	7.3
Francis Curran	66	98	235	.417	199	241	.826	71	113	395	6.0
Andrew Duncan	67	125	289	.433	60	108	.556	42	160	310	4.6
Frank Saul	49	74	183	.404	34	47	.723	28	33	182	3.7
Edward Mikan (Roch. only)	44	58	194	.299	47	62	.758	28	95	163	3.7
Price Brookfield	7	11	23	.478	12	13	.923	1	7	34	4.9
Mike Novak* (Roch. only)	5	1	11	.091	1	1	1.000	4	10	3	0.6
Royals	68	1956	5247	.373	1690	2319	.729	1383	1585	5599	82.4

* Did not finish season with team

1952-53 ROCHESTER ROYALS

1948-1957

44-26
WESTERN DIVISION RUNNER-UP

Front row — from left to right, Bob Davies, Jack McMahon, Marion Spears, Bobby Wanzer, William Holzman. Back row — from left to right, Cal Christensen, Alex Hannum, Arnie Risen, Jack Coleman, Arnitz Johnson.

G	DATE	SCORE	OPPONENT	W/L	REC.	ATT.
1	11/1	94-82	Fort Wayne	W	1-0	2779
2	11/6	84-64	@Fort Wayne	W	2-0	3300
3	11/7	65-63	@Indianapolis	W	3-0	3403
4	11/8	99-96****	Indianapolis	W	4-0	2100
5	11/9	75-78	@Milwaukee	L	4-1	3216
6	11/11	104-94	New York	W	5-1	1800
7	11/13	97-79	Milwaukee (NY)	W	6-1	11,213
8	11/15	97-89	Minneapolis	W	7-1	3836
9	11/16	87-96	@Boston	L	7-2	2723
10	11/22	69-65	Milwaukee	W	8-2	1178
11	11/23	100-102	Boston	L	8-3	2507
12	11/25	106-89	Baltimore	W	9-3	1155
13	11/27	79-86	@Syracuse	L	9-4	6035
14	11/29	83-71	Minneapolis	W	10-4	3742
15	11/30	91-88	@Milwaukee	W	11-4	
16	12/2	76-85	@Indianapolis	L	11-5	2238
17	12/6	82-79	Indianapolis	W	12-5	1566
18	12/7	94-92	Philadelphia	W	13-5	1889
19	12/9	77-75	@New York	W	14-5	7850
20	12/10	99-97*	@Baltimore	W	15-5	
21	12/11	86-98	@Philadelphia	L	15-6	
22	12/13	97-99*	New York	L	15-7	2100
23	12/14	77-95	@Minneapolis	L	15-8	4530
24	12/16	84-71	@Indianapolis	W	16-8	2470
25	12/20	92-89	Fort Wayne	W	17-8	1908
26	12/21	83-65	Indianapolis (NY)	W	18-8	7846
27	12/25	93-78	@Philadelphia	W	19-8	6000
28	12/27	94-73	Indianapolis	W	20-8	2514
29	12/30	106-93	Syracuse	W	21-8	3603
30	12/31	82-74	Mil. (Fort Wayne)	W	22-8	
31	1/1	81-83*	Boston	L	22-9	2890
32	1/3	106-101	Fort Wayne	W	23-9	2617
33	1/4	80-83*	@Minneapolis	L	23-10	5107
34	1/6	85-69	Minneapolis (Mil.)	W	24-10	3663
35	1/8	85-88*	Boston (NY)	L	24-11	9806
36	1/10	89-81	Milwaukee	W	25-11	2562
37	1/11	79-83**	@Milwaukee	L	25-12	2800
38	1/15	85-109	@Syracuse	L	25-13	4496
39	1/17	109-101	Minneapolis	W	26-13	3983
40	1/18	87-90	@Fort Wayne	L	26-14	5892
41	1/20	59-70	@Indianapolis	L	26-15	3403
42	1/21	89-82	@Baltimore	W	27-15	2149
43	1/24	82-107	Syracuse	L	27-16	3998
44	1/27	72-74	New York	L	27-17	2369
45	1/30	70-68*	Fort Wayne (Mil.)	W	28-17	6651
46	1/31	103-83	Philadelphia	W	29-17	1700
47	2/1	109-86	@Boston	W	30-17	9736
48	2/2	80-78*	Mil. (Buffalo)	W	31-17	2000
49	2/3	109-82	Baltimore	W	32-17	1111
50	2/5	79-83*	@Syracuse	L	32-18	3312
51	2/7	87-72	Minneapolis	W	33-18	3860
52	2/8	82-85*	@Milwaukee	L	33-19	4045
53	2/10	101-85	Philadelphia	W	34-19	1000
54	2/14	81-72	Milwaukee	W	35-19	2113
55	2/15	84-72	@Fort Wayne	W	36-19	6005
56	2/17	78-88	Fort Wayne	L	36-20	1746
57	2/19	87-107	@Minneapolis	L	36-21	6121
58	2/21	84-73	Syracuse	W	37-21	3012
59	2/24	80-91	Fort Wayne	L	37-22	1000
60	2/25	79-71*	NY (Boston)	W	38-22	6000
61	2/28	92-85	Boston	W	39-22	4061
62	3/3	88-109	@New York	L	39-23	10,027
63	3/4	81-77	@Baltimore	W	39-23	2320
64	3/5	69-78	Phi. (Trenton, NJ)	L	40-24	3600
65	3/7	84-82	Minneapolis	W	41-24	3563
66	3/8	71-69	@Fort Wayne	W	42-24	
67	3/10	61-59	@Indianapolis	W	43-24	3782
68	3/12	77-89	@Minneapolis	L	43-25	6745
69	3/14	82-90	Indianapolis	L	43-26	3160
70	3/17	105-87	Baltimore	W	44-26	1863

* = OT

1952-53 PLAYOFFS

Semifinals (1-2)

March 20	Rochester	77	vs.	Fort Wayne	84
March 22	Rochester	83	@	Fort Wayne	71
March 24	Rochester	65	vs.	Fort Wayne	67

FINAL STATISTICS

PLAYER	G.	MIN.	FGM	FGA	PCT.	FTM	FTA	PCT.	REB.	AST.	PF	DQ	PTS.	AVG.
Bob Davies	66	2216	339	880	.385	351	466	.753	195	280	261	7	1029	15.6
Bobby Wanzer	70	2577	318	866	.367	384	473	.812	351	252	206	7	1020	14.6
Arnie Risen	68	2288	295	802	.368	294	429	.685	745	135	274	10	884	13.0
Jack Coleman	70	2625	314	748	.420	135	208	.649	774	231	245	12	763	10.9
Marion Spears	62	1414	198	494	.401	199	243	.819	251	113	227	15	595	9.6
Arnitz Johnson	70	1984	140	369	.379	303	405	.748	419	153	282	14	583	8.3
Jack McMahon	70	1665	176	534	.330	155	236	.657	183	186	253	16	507	7.2
Alex Hannum	68	1288	129	360	.358	88	133	.662	279	81	258	18	346	5.1
Cal Christensen	59	777	72	230	.313	68	114	.596	199	54	148	6	212	3.6
William Holzman	46	392	38	149	.255	27	38	.711	40	35	56	2	103	2.2
Royals	70	14966	2019	5432	.372	2005	2747	.730	3625	1520	2210	107	6043	86.3

1953-54 ROCHESTER ROYALS

1948-1957

44-28
2ND - WESTERN DIVISION

Front row — from left to right, Jack McMahon, Bob Davies, Bobby Wanzer, Al Masino, Cal Christensen. Back row — from left to right, Marion Spears, Jack Coleman, Arnie Risen, Alex Hannum, Norman Swanson.

G	DATE	SCORE	OPPONENT	W/L	REC.	ATT.
1	10/31	72-68	Baltimore (NY)	W	1-0	16,128
2	11/1	80-72	@Baltimore	W	2-0	1841
3	11/7	91-76	Fort Wayne	W	3-0	1459
4	11/8	66-85	@Syracuse	L	3-1	2708
5	11/10	64-66	Philadelphia	L	3-2	1100
6	11/14	98-91***	Minneapolis	W	4-2	
7	11/15	65-68	@Fort Wayne	L	4-3	4377
8	11/17	92-73	Boston (Buffalo)	W	5-3	6200
9	11/19	79-69	Mil. (Syracuse)	W	6-3	2536
10	11/20	81-63	@Milwaukee	W	7-3	2316
11	11/21	70-76	@Minneapolis	L	7-4	4782
12	11/22	82-83	@Fort Wayne	L	7-5	7295
13	11/24	80-89	Syracuse	L	7-6	1700
14	11/26	80-75*	@New York	W	8-6	
15	11/28	90-95*	@New York	L	8-7	16,543
16	11/29	64-69	New York	L	8-8	1486
17	12/1	92-69	Fort Wayne	W	9-8	1630
18	12/5	72-65	Baltimore	W	10-8	1100
19	12/8	97-79	Boston	W	11-8	1282
20	12/12	90-85	Syracuse	W	12-8	1660
21	12/13	87-70	Min. (Fort Wayne)	W	13-8	9306
22	12/15	76-64	Milwaukee	W	14-8	1000
23	12/17	91-79	Phi. (Cleveland)	W	15-8	7500
24	12/19	78-91	Minneapolis	L	15-9	
25	12/25	73-65	@Philadelphia	W	16-9	
26	12/26	77-78	New York	L	16-10	
27	12/27	72-98	@Boston	L	16-11	5491
28	12/29	96-77	Baltimore	W	17-11	2000
29	12/31	81-86	@Syracuse	L	17-12	
30	1/1	79-76	Philadelphia	W	18-12	1379
31	1/2	77-76*	Fort Wayne	W	19-12	
32	1/5	85-84	Min. (Chicago)	W	20-12	16,792
33	1/7	71-89	@Minneapolis	L	20-13	5077
34	1/9	87-88	New York	L	20-14	
35	1/10	69-81	@New York	L	20-15	9452
36	1/12	78-73	Milwaukee	W	21-15	990
37	1/16	93-95***	Syracuse	L	21-16	
38	1/17	81-84	@Syracuse	L	21-17	
39	1/19	73-67	Fort Wayne (Mil.)	W	22-17	3010
40	1/23	71-61	Philadelphia	W	23-17	2000
41	1/24	93-85	@Boston	W	24-17	6093
42	1/26	71-74	NY (Buffalo)	L	24-18	4012
43	1/28	82-79	@Philadelphia	W	25-18	
44	1/30	95-70	Fort Wayne	W	26-18	2300
45	1/31	69-83	@Fort Wayne	L	26-19	5009
46	2/2	78-87	Minneapolis	L	26-20	2800
47	2/3	81-88	@Boston	L	26-21	8487
48	2/5	89-70	Fort Wayne (Mil.)	W	27-21	4227
49	2/6	81-104	Boston	L	27-22	3095
50	2/7	73-75	@Baltimore	L	27-23	3439
51	2/9	81-70	Milwaukee	W	28-23	800
52	2/10	62-61	@Milwaukee	W	29-23	2944
53	2/11	79-68	Mil. (St. Paul,MN)	W	30-23	4151
54	2/13	81-78	Syracuse	W	31-23	1706
55	2/14	77-105	@Minneapolis	L	31-24	5301
56	2/16	79-85	Min. (Hibbing, MN)	L	31-25	5500
57	2/20	66-64	Milwaukee	W	32-25	1503
58	2/23	93-77	Boston (NY)	W	33-25	16,923
59	2/24	79-64	@Baltimore	W	34-25	1200
60	2/25	102-86	Baltimore (Phi.)	W	35-25	3662
61	2/27	74-75	Boston	L	35-26	3110
62	2/28	91-85	@Syracuse	W	36-26	3109
63	3/2	71-64	Fort Wayne (NY)	W	37-26	14,048
64	3/4	85-78	@Philadelphia	W	38-26	2500
65	3/5	66-70	New York (Boston)	L	38-27	13,909
66	3/6	74-59	Minneapolis	W	39-27	3700
67	3/7	91-88	@New York	W	40-27	8727
68	3/9	70-61	Min. (Indianapolis)	W	41-27	4106
69	3/10	84-69	Mil. (Omaha)	W	42-27	1500
70	3/11	95-80	@Fort Wayne	W	43-27	4385
71	3/13	77-76	Philadelphia	W	44-27	1800
72	3/14	53-91	@Milwaukee	L	44-28	6642

* = OT

1953-54 PLAYOFFS

Division
March 16 Rochester 82 vs. Fort Wayne 75
Round Robin (2-1)
March 17 Rochester 88 @ Minneapolis 109
March 21 Rochester 89 @ Fort Wayne 71

Division Finals (1-2)
March 24 Rochester 76 @ Minneapolis 89
March 27 Rochester 74 vs. Minneapolis 73
March 28 Rochester 72 @ Minneapolis 82

FINAL STATISTICS

PLAYER	G.	MIN.	FGM	FGA	PCT.	FTM	FTA	PCT.	REB.	AST.	PF	DQ	PTS.	AVG.
Bobby Wanzer	72	2538	322	835	.386	314	428	.734	392	254	171	2	958	13.3
Arnie Risen	72	2385	321	872	.368	307	430	.714	728	120	284	9	949	13.2
Bob Davies	72	2137	288	777	.371	311	433	.718	194	323	224	4	887	12.3
Jack McMahon	71	1891	250	691	.362	211	303	.696	211	238	221	6	711	10.0
Jack Coleman	71	2377	289	714	.405	108	181	.597	589	158	201	3	686	9.7
Marion Spears	72	1633	184	505	.364	183	238	.769	310	109	211	5	551	7.7
Alex Hannum	72	1707	175	503	.348	102	164	.622	350	105	279	11	452	6.3
Cal Christensen	70	1654	137	395	.347	138	261	.529	395	107	196	1	412	5.9
Norman Swanson	63	611	31	137	.226	38	64	.594	110	33	91	3	100	1.6
Al Masino* (Roch. only)	11	80	12	30	.400	13	25	.520	12	10	20	0	37	3.4
Frank Reddout	7	18	5	6	.833	3	4	.750	9	0	6	0	13	1.9
Royals	72	17325	2010	5451	.369	1722	2518	.684	3494	1454	1904	44	5735	79.8

*Did not finish season with team

1954-55 ROCHESTER ROYALS

1948-1957

29-43
3RD - WESTERN DIVISION

Front row — from left to right, Marion Spears, Bob Davies, Jack McMahon, Bobby Wanzer, Boris Nachamkin. Back row — Cal Christensen, Jack Coleman, Arnie Risen, Art Spoelstra, Thomas Marshall, Head Coach Les Harrison

G	DATE	SCORE	OPPONENT	W/L	REC.	ATT.
1	10/30	98-95	Boston	W	1-0	
2	11/7	84-109	@Fort Wayne	L	1-1	3057
3	11/10	90-86	Milwaukee	W	2-1	995
4	11/11	78-79	@New York	L	2-2	11,480
5	11/13	98-103	Fort Wayne	L	2-3	2100
6	11/16	98-99	@Boston	L	2-4	12,796
7	11/20	79-80	Syracuse	L	2-5	
8	11/21	78-89	@Fort Wayne	L	2-6	3211
9	11/24	90-87*	@Milwaukee	W	3-6	3026
10	11/25	84-95	@Minneapolis	L	3-7	3542
11	11/27	107-101	Boston	W	4-7	2600
12	12/1	96-101	Fort Wayne	L	4-8	1433
13	12/2	78-82	@Syracuse	L	4-9	2028
14	12/4	102-110	@Boston	L	4-10	6210
15	12/5	97-96	@Fort Wayne	W	5-10	4500
16	12/7	93-95	Boston (New York)	L	5-11	10,825
17	12/8	105-78	Syracuse	W	6-11	905
18	12/11	83-91	Minneapolis	L	6-12	1900
19	12/12	74-86	Mil. (Endicott, NY)	L	6-13	1700
20	12/15	99-97*	Min. (Buffalo)	W	7-13	958
21	12/18	86-87	Fort Wayne	L	7-14	2300
22	12/19	92-79	Phi. (New York)	W	8-14	12,846
23	12/25	80-73	Fort Wayne	W	9-14	2103
24	12/26	82-84	Syracuse (NY)	L	9-15	14,813
25	12/29	93-89	New York	W	10-15	2600
26	1/1	96-92	Philadelphia	W	11-15	2098
27	1/2	102-100	@Minneapolis	W	12-15	2391
28	1/4	80-92	@Milwaukee	L	12-16	7762
29	1/5	103-85	New York	W	13-16	1878
30	1/6	83-90	Fort Wayne (NY)	L	13-17	10,845
31	1/8	91-88	Milwaukee	W	14-17	2678
32	1/9	92-98	@Boston	L	14-18	
33	1/11	90-93	Mil. (Fort Wayne)	L	14-19	5500
34	1/12	88-102	Minneapolis	L	14-20	1700
35	1/15	93-90	Minneapolis	W	15-20	2200
36	1/16	85-90	@Syracuse	L	15-21	2696
37	1/20	83-98	NY (Hershey, PA)	L	15-22	4000
38	1/22	121-110	Boston	W	16-22	
39	1/23	84-105	@Fort Wayne	L	16-23	6653
40	1/24	97-86	Mil. (Louisville)	W	17-23	5051
41	1/25	107-104	NY (Buffalo)	W	18-23	1874
42	1/26	96-94	New York	W	19-23	1584
43	1/29	98-92	Boston (Phi.)	W	20-23	5000
44	1/30	87-85	Philadelphia	W	21-23	
45	1/31	80-100	@Milwaukee	L	21-24	8169
46	2/2	84-74	Fort Wayne	W	22-24	2123
47	2/3	88-87	Mil. (Fort Wayne)	W	23-24	
48	2/4	101-109	@Philadelphia	L	23-25	2011
49	2/5	88-94	Syracuse	L	23-26	
50	2/6	75-92	@Fort Wayne	L	23-27	3003
51	2/9	74-75	Milwaukee	L	23-28	1367
52	2/11	91-83	Fort Wayne (Phi.)	W	24-28	
53	2/12	95-96	Minneapolis	L	24-29	1904
54	2/13	87-88	@Syracuse	L	24-30	4172
55	2/15	72-79	Phi. (Toledo)	L	24-31	1525
56	2/16	113-114	Phi. (Buffalo)	L	24-32	2568
57	2/17	96-98	Phi. (Saratoga Spr., NY)	L	24-33	
58	2/18	73-78	Phi. (New Haven, CT)	L	24-34	2000
59	2/19	78-84	Milwaukee	L	24-35	
60	2/20	92-105	@Minneapolis	L	24-36	4841
61	2/21	110-112	Min. (Spencer, IA)	L	24-37	1500
62	2/22	87-71	@Milwaukee	W	25-37	2790
63	2/24	83-97	@Syracuse	L	25-38	3207
64	2/26	88-80	Philadelphia	W	26-38	2178
65	2/27	84-93	@Minneapolis	L	26-39	4808
66	3/3	83-76	Min. (Fort Wayne)	W	27-39	6787
67	3/4	92-95	NY (White Plains, NY)	L	27-40	
68	3/5	104-107*	Minneapolis	L	27-41	1500
69	3/6	96-101	@New York	L	27-42	8161
70	3/9	96-99	NY (White Plains, NY)	L	27-43	
71	3/12	100-97	Syracuse	W	28-43	2214
72	3/13	105-103	Boston	W	29-43	2932

* = OT

1954-55 PLAYOFFS

	Semifinals (1-2)				
March 16	Rochester	78	@	Minneapolis	82
March 18	Rochester	94	vs.	Minneapolis	92
March 19	Rochester	110	@	Minneapolis	119

FINAL STATISTICS

PLAYER	G.	MIN.	FGM	FGA	PCT.	FTM	FTA	PCT.	REB.	AST.	PF	DQ	PTS.	AVG.
Bobby Wanzer	72	2376	324	820	.395	294	374	.786	374	247	163	2	942	13.1
Jack Coleman	72	2482	400	866	.462	124	183	.678	729	232	201	1	924	12.8
Bob Davies	72	1870	326	785	.415	220	293	.751	205	355	220	2	872	12.1
Arnie Risen	69	1970	259	699	.371	279	375	.744	703	112	253	10	797	11.6
Marion Spears	71	1888	226	585	.386	220	271	.812	299	148	252	6	672	9.5
Jack McMahon	72	1807	251	721	.348	143	225	.636	211	246	179	1	645	9.0
Thomas Marshall	72	1337	223	505	.442	131	194	.675	256	111	99	0	577	8.0
Art Spoelstra	70	1127	159	399	.398	108	156	.692	285	58	170	2	426	6.1
Cal Christensen	71	1204	114	305	.374	124	206	.602	388	104	174	2	352	5.0
Don Henriksen (Roch. only)	56	1175	111	315	.352	86	130	.662	435	79	118	2	308	5.5
Boris Nachamkin	6	59	6	20	.300	8	13	.615	19	3	6	0	20	3.3
Royals	72	17280	2399	6020	.399	1737	2420	.718	3904	1695	1865	26	6535	90.8

1955-56 ROCHESTER ROYALS

1948-1957

29-43
3RD - WESTERN DIVISION

(ON LEFT) Forward MAURICE STOKES earned NBA Rookie of the Year honors in 1955-56, averaging a team-leading 16.8 ppg and 16.3 rpg (2nd in NBA).

(ON RIGHT) In only the fifth trade in franchise history, the Royals acquired forward DICK RICKETTS from the St. Louis Hawks midway through the 1955-56 campaign.

G	DATE	SCORE	OPPONENT	W/L	REC.
1	11/5	98-100*	New York	L	0-1
2	11/6	83-80	Syracuse	W	1-1
3	11/10	84-89	Phi. (New York)	L	1-2
4	11/12	84-79	Ft. Wayne (St. Louis)	W	2-2
5	11/13	91-94	NY (Fort Wayne)	L	2-3
6	11/19	90-91	Minneapolis	L	2-4
7	11/20	104-96	@Minneapolis	W	3-4
8	11/23	88-90*	@St. Louis	L	3-5
9	11/24	93-104	@Fort Wayne	L	3-6
10	11/27	103-104	Boston	L	3-7
11	11/30	87-76	Fort Wayne	W	4-7
12	12/3	78-89	St. Louis	L	4-8
13	12/4	107-84	Philadelphia	W	5-8
14	12/6	105-116	@New York	L	5-9
15	12/7	92-79	Minneapolis	W	6-9
16	12/9	109-108	Boston (Phi.)	W	7-9
17	12/10	117-116*	Fort Wayne	W	8-9
18	12/11	93-91	St. Louis	W	9-9
19	12/13	117-109	St. Louis (PA)	W	10-9
20	12/16	97-100*	St. Louis (Mil.)	L	10-10
21	12/17	92-94	@Minneapolis	L	10-11
22	12/18	85-86	@St. Louis	L	10-12
23	12/20	92-96	Philadelphia	L	10-13
24	12/25	96-111	@Syracuse	L	10-14
25	12/26	93-91	Syracuse	W	11-14
26	12/27	91-80	Syracuse (NY)	W	12-14
27	12/28	91-113	New York	L	12-15
28	12/29	75-83	@Fort Wayne	L	12-16
29	12/31	100-112	Boston	L	12-17
30	1/1	101-92	@New York	W	13-17
31	1/3	100-130	Phi. (New Haven, CT)	L	13-18
32	1/4	86-88	Fort Wayne	L	13-19
33	1/7	103-98	Minneapolis	W	14-19
34	1/8	111-109	@Boston	W	15-19
35	1/11	94-97	Philadelphia	L	15-20
36	1/12	94-123	@Philadelphia	L	15-21
37	1/13	98-90	St. Louis (Boston)	W	16-21
38	1/14	102-93	Syracuse	W	17-21
39	1/15	88-99	@Syracuse	L	17-22
40	1/17	107-112	@New York	L	17-23
41	1/19	108-103	New York	W	18-23
42	1/20	97-90	St. Louis (NY)	W	19-23
43	1/22	93-111	@Fort Wayne	L	19-24
44	1/25	106-114	@St. Louis	L	19-25
45	1/27	111-93	NY (Boston)	W	20-25
46	1/28	119-126	Boston	L	20-26
47	1/29	103-112	@Boston	L	20-27
48	1/31	86-92	Min. (St. Louis)	L	20-28
49	2/1	83-77	Syracuse	W	21-28
50	2/2	89-97	@Syracuse	W	21-29
51	2/3	105-96	@Philadelphia	W	22-29
52	2/4	83-69	Boston	W	23-29
53	2/5	121-109	@Minneapolis	W	24-29
54	2/8	97-102	New York	L	24-30
55	2/11	97-93	Fort Wayne	W	25-30
56	2/12	74-101	@Syracuse	L	25-31
57	2/14	79-110	Min. (St. Louis)	L	25-32
58	2/17	81-93	@Fort Wayne	L	25-33
59	2/18	99-119	Minneapolis	L	25-34
60	2/19	93-100	@Minneapolis	L	25-35
61	2/21	106-102	Fort Wayne (NY)	W	26-35
62	2/22	110-109	St. Louis	W	27-35
63	2/25	72-97	Fort Wayne	L	27-36
64	2/26	100-111	@Boston	L	27-37
65	2/28	113-97	Boston (NY)	W	28-37
66	2/29	81-86	@Philadelphia	L	28-38
67	3/1	95-94	@St. Louis	W	29-38
68	3/3	94-90	Minneapolis	L	29-39
69	3/4	88-103	@Fort Wayne	L	30-39
70	3/7	89-96	St. Louis	L	30-40
71	3/10	111-96	Philadelphia	W	31-40
72	3/11	98-126	@Minneapolis	L	31-41

* = OT

1954-55 PLAYOFFS

	Semifinals (1-2)				
March 16	Rochester	78	@	Minneapolis	82
March 18	Rochester	94	vs.	Minneapolis	92
March 19	Rochester	110	@	Minneapolis	119

FINAL STATISTICS

PLAYER	G.	MIN.	FGM	FGA	PCT.	FTM	FTA	PCT.	REB.	AST.	PF	DQ	PTS.	AVG.
Maurice Stokes	67	2323	403	1137	.354	319	447	.714	1094	328	276	11	1125	16.8
Jack Twyman	72	2186	417	987	.422	204	298	.685	466	171	239	4	1038	14.4
Ed Fleming	71	2028	306	824	.371	277	372	.745	489	197	178	1	889	12.5
Bobby Wanzer	72	1980	245	651	.376	259	360	.719	272	225	151	0	749	10.4
Art Spoelstra	72	1640	226	576	.392	163	238	.685	436	95	248	11	615	8.5
Richie Regan	72	1746	240	681	.352	85	133	.639	174	222	179	4	565	7.8
Don Meineke	69	1248	154	414	.372	181	232	.780	316	102	191	4	489	7.1
Jack Coleman* (Roch. only)	34	1369	195	473	.412	89	125	.712	344	147	121	1	479	14.1
Connie Simmons	68	903	144	428	.336	78	129	.605	235	82	142	2	366	5.4
Dick Ricketts (Roch. only)	39	1166	141	451	.313	83	117	.709	294	124	172	8	365	9.4
Jack McMahon* (Roch. only)	34	856	100	307	.326	55	90	.611	85	115	85	0	255	7.5
Chris Harris (Roch. only)	26	252	22	89	.247	16	27	.593	26	26	26	0	60	2.3
James Davis	3	16	0	6	.000	2	2	1.000	4	1	2	0	2	0.7
Royals	72	16433	2551	6890	.370	1798	2567	.700	4449	1747	1990	46	6900	95.8

*Did not finish season with team

1956-57 ROCHESTER ROYALS

1948-1957

31-41
4TH IN WESTERN DIVISION

(ON LEFT) Forward JACK TWYMAN made his first of six All-Star game appearances in 1957, registering three points and one assist in 17 minutes for the West squad.

(ON RIGHT) Guard JOHN McCARTHY averaged 6.6 ppg, 2.8 rpg, and 1.5 apg in playing all 72 games as a rookie with the Royals in 1956-57.

G	DATE	SCORE	OPPONENT	W/L	REC.	ATT.
1	10/27	88-85	Fort Wayne	W	1-0	3394
2	10/28	75-91	@Syracuse	L	1-1	3000
3	11/1	88-97	Min. (Johnstown, PA)	L	1-2	2506
4	11/3	85-95	Minneapolis	L	1-3	2764
5	11/4	87-88	@Minneapolis	L	1-4	5723
6	11/7	81-80	Philadelphia	W	2-4	5132
7	11/9	95-93	@Philadelphia	W	3-4	2211
8	11/10	90-76	Syracuse	W	4-4	
9	11/11	94-82	Min. (New York)	W	5-4	16,781
10	11/13	105-118	@St. Louis	L	5-5	3682
11	11/14	90-87	New York	W	6-5	4500
12	11/15	83-92	Phi. (Hershey, PA)	L	6-6	
13	11/17	86-108	@Boston	L	6-7	
14	11/18	87-101	Boston	L	6-8	2380
15	11/21	85-76	St. Louis	W	7-8	1865
16	11/22	102-104*	@Fort Wayne	L	7-9	4373
17	11/24	96-87	@New York	W	8-9	9805
18	11/25	95-93	New York	W	9-9	1897
19	11/27	90-82	Syracuse (NY)	W	10-9	8532
20	12/1	95-83	Minneapolis	W	11-9	2346
21	12/6	92-95	NY (Fort Wayne)	L	11-10	4108
22	12/8	92-91	Philadelphia	W	12-10	2531
23	12/9	101-100*	@Fort Wayne	W	13-10	3006
24	12/12	103-93	@Boston	W	14-10	6065
25	12/15	76-91	New York	L	14-11	7584
26	12/16	97-101	@Minneapolis	L	14-12	1984
27	12/20	103-105	Min. (NY)	L	14-13	1350
28	12/22	115-101	Minneapolis	W	15-13	2612
29	12/25	98-93	Syracuse	W	16-13	3169
30	12/26	93-99	Ft. Wayne (Boston)	L	16-14	12,500
31	12/27	92-97	Boston (Phi.)	L	16-15	11,000
32	12/29	95-88	Fort Wayne	W	17-15	2763
33	12/30	88-96	@New York	L	17-16	18,255
34	1/1	102-101*	St. Louis	W	18-16	1546
35	1/5	78-81	Philadelphia	L	18-17	2807
36	1/6	93-86	@St. Louis	W	19-17	5326
37	1/8	95-94	Phi. (New York)	W	20-17	15,128
38	1/10	93-112	@Philadelphia	L	20-18	4342
39	1/12	88-97	Syracuse	L	20-19	2849
40	1/13	85-91	@Syracuse	L	20-20	
41	1/16	106-108*	St. Louis	L	20-21	3573
42	1/19	83-97	Boston	L	20-22	6027
43	1/20	107-114	@Minneapolis	L	20-23	2734
44	1/23	99-107	Min. (Louisville)	L	20-24	
45	1/25	99-100	St. Louis (Boston)	L	20-25	9175
46	1/26	95-99	Syracuse	L	20-26	2688
47	1/27	83-107	@St. Louis	L	20-27	6748
48	1/30	80-92	NY (Boston)	L	20-28	7383
49	2/1	96-80	Ft. Wayne (Cincinn.)	W	21-28	6335
50	2/2	93-79	Fort Wayne	W	22-28	2192
51	2/3	108-110	Phi. (Camden, NJ)	L	22-29	3123
52	2/5	91-88	@New York	W	23-29	12,000
53	2/6	103-100	St. Louis	W	24-29	1837
54	2/9	103-102	Boston	W	25-29	4088
55	2/10	93-117	@St. Louis	L	25-30	10,452
56	2/13	82-85	New York	L	25-31	2316
57	2/14	104-95	@Syracuse	W	26-31	5221
58	2/16	84-87	Fort Wayne	L	26-32	2139
59	2/17	85-104	@Fort Wayne	L	26-33	3511
60	2/20	103-111	@Minneapolis	L	26-34	2008
61	2/22	105-110	Fort Wayne (Phi.)	L	26-35	9824
62	2/23	101-86	St. Louis	W	27-35	1949
63	2/24	93-109	@Syracuse	L	27-36	5664
64	2/26	77-92	Boston (NY)	L	27-37	10,546
65	2/27	90-76	Fort Wayne	W	28-37	2494
66	3/1	117-125	Min. (Boston)	L	28-38	10,448
67	3/2	96-87	Boston	W	29-38	2938
68	3/3	102-111	@Boston	L	29-39	9562
69	3/6	82-79	Philadelphia	W	30-39	2881
70	3/8	92-100	St. Louis (Ft. Wayne)	L	30-40	4322
71	3/10	96-100	@Fort Wayne	L	30-41	2358
72	3/13	104-99	St. Louis (Mil.)	W	31-41	5500

* = OT

FINAL STATISTICS

PLAYER	G.	MIN.	FGM	FGA	PCT.	FTM	FTA	PCT.	REB.	AST.	PF	DQ	PTS.	AVG.
Jack Twyman	72	2338	449	1023	.439	276	363	.760	354	123	251	4	1174	16.3
Maurice Stokes	72	2761	434	1249	.347	256	385	.665	1256	331	287	12	1124	15.6
Richard Ricketts	72	2114	299	869	.344	206	297	.694	437	127	307	12	804	11.2
Richie Regan	71	2100	257	780	.329	182	235	.774	205	222	179	1	696	9.8
David Piontek	71	1759	257	637	.403	122	183	.667	351	108	141	1	636	9.0
Art Spoelstra	69	1176	217	559	.388	88	120	.733	220	56	168	5	522	7.6
John McCarthy	72	1560	173	460	.376	130	193	.674	201	107	130	0	476	6.6
Robert Burrow	67	1028	137	366	.374	130	211	.616	293	41	165	2	404	6.0
Ed Fleming	51	927	109	364	.299	139	191	.728	183	81	94	0	357	7.0
Thomas Marshall	40	460	56	163	.344	47	58	.810	83	31	33	0	159	4.0
Sihugo Green	13	423	50	143	.350	49	69	.710	67	47	36	1	149	11.5
Bobby Wanzer	21	159	23	49	.469	36	46	.783	25	9	20	0	82	3.9
Royals	72	16805	2515	6807	.369	1698	2402	.707	4171	1298	1866	38	6728	93.4

1957-58 CINCINNATI ROYALS

1957-1972

33-39
3RD - WESTERN DIVISION

Front row — from left to right, Richie Regan, George King, Dick Duckett, Chet Forte, Jerry Paulson, John Maglio. Back row — from left to right, Head Coach Bobby Wanzer, Tom Marshall, Dave Piontek, Dick Ricketts, Clyde Lovellette, Maurice Stokes, Jim Paxson

G	DATE	SCORE	OPPONENT	W/L	REC.	ATT.
1	10/26	110-100	Syracuse	W	1-0	5122
2	11/1	99-92	St. Louis	W	2-0	7328
3	11/2	93-102	@St. Louis	L	2-1	3866
4	11/3	88-94	Detroit	L	2-2	3000
5	11/8	110-122*	Boston	L	2-3	5378
6	11/10	101-106	Philadelphia	L	2-4	2950
7	11/15	101-99	New York	W	3-4	2903
8	11/17	97-98	St. Louis	L	3-5	3061
9	11/19	92-75	Detroit (St. Louis)	W	4-5	6107
10	11/20	99-89	@Philadelphia	W	5-5	4195
11	11/22	102-98	@Syracuse	W	6-5	
12	11/27	107-106	Min. (Detroit)	W	7-5	6566
13	11/28	96-112	@ St. Louis	L	7-6	10,048
14	11/29	99-96*	Detroit	W	8-6	4103
15	11/30	96-100	@Detroit	L	8-7	4743
16	12/1	90-89	Minneapolis	W	9-7	3388
17	12/3	104-110	@New York	L	9-8	7184
18	12/4	109-99	Detroit (Phi.)	W	10-8	
19	12/6	97-112	New York	L	10-9	6596
20	12/7	105-109	@Detroit	L	10-10	
21	12/8	99-88	Philadelphia	W	11-10	2611
22	12/10	90-102	St. Louis (NY)	L	11-11	
23	12/11	104-116	@Boston	L	11-12	7813
24	12/14	100-104	Syracuse (Rochester)	L	11-13	4898
25	12/15	83-109	@Syracuse	L	11-14	2196
26	12/20	113-122	Syracuse	L	11-15	2053
27	12/21	101-112	@Detroit	L	11-16	6029
28	12/22	98-115	Boston	L	11-17	5352
29	12/26	100-104	Syracuse (St. Louis)	L	11-18	
30	12/27	96-97	St. Louis	L	11-19	3373
31	12/28	112-101	@Minneapolis	W	12-19	
32	12/29	103-111	Minneapolis	L	12-20	2278
33	12/31	130-96	Detroit	W	13-20	1248
34	1/3	106-94	Philadelphia	W	14-20	2709
35	1/5	101-100	@New York	W	15-20	8030
36	1/7	114-99	Detroit (NY)	W	16-20	
37	1/8	105-123	New York (Detroit)	L	16-21	2818
38	1/10	107-104	New York	W	17-21	2541
39	1/11	105-100	Syracuse	W	18-21	3251
40	1/12	115-97	Boston	W	19-21	7321
41	1/14	117-111	NY (St. Louis)	W	20-21	
42	1/16	124-108	Minneapolis	W	21-21	2175
43	1/17	94-115	@Detroit	L	21-22	
44	1/19	90-108	@St. Louis	L	21-23	
45	1/22	115-109	@Syracuse	W	22-23	
46	1/24	92-102	Philadelphia	L	22-24	
47	1/26	107-103	Detroit	W	23-24	2397
48	1/30	104-105	@Minneapolis	L	23-25	
49	1/31	100-92	St. Louis	W	24-25	3717
50	2/1	88-127	@St. Louis	L	24-26	
51	2/2	95-106	@Minneapolis	L	24-27	3225
52	2/4	87-107	Boston (NY)	L	24-28	15,000
53	2/5	89-116	@Boston	L	24-29	4590
54	2/7	103-100	@Philadelphia	W	25-29	6612
55	2/8	91-109	Boston (Rochester)	L	25-30	
56	2/9	121-104	Minneapolis	W	26-30	2310
57	2/11	106-103	Min. (St. Louis)	W	27-30	9228
58	2/14	92-103	New York	L	27-31	3807
59	2/15	97-99	@New York	L	27-32	
60	2/16	105-113	@Syracuse	L	27-33	2523
61	2/20	92-94	@Boston	L	27-34	5773
62	2/21	107-109	Detroit	L	27-35	3140
63	2/22	81-100	@Minneapolis	L	27-36	
64	2/23	111-93	Minneapolis	W	28-36	4740
65	2/26	103-105	St. Louis (Detroit)	L	28-37	7500
66	3/1	101-88	@Phi. (Camden, NJ)	W	29-37	
67	3/2	93-103	@St. Louis	L	29-38	8026
68	3/4	91-97	Philadelphia (NY)	L	29-39	
69	3/6	110-108	@Philadelphia	W	30-39	
70	3/9	121-107	@Boston	W	31-39	10,028
71	3/10	122-94	St. Louis	W	32-39	3386
72	3/12	96-89	@Minneapolis	W	33-39	2300

* = OT

1957-58 PLAYOFFS

Semifinals (0-2)

March 15	Cincinnati	93	@	Detroit	100	March 16	Cincinnati	104	vs.	Detroit	124

FINAL STATISTICS

PLAYER	G.	MIN.	FGM	FGA	PCT.	FTM	FTA	PCT.	REB.	AST.	PF	DQ	PTS.	AVG.
Clyde Lovellette	71	2589	679	1540	.441	301	405	.743	862	134	236	3	1659	23.4
Jack Twyman	72	2178	465	1028	.452	307	396	.775	464	110	224	3	1237	17.2
Maurice Stokes	63	2460	414	1181	.351	238	333	.715	1142	403	226	9	1066	16.9
Jim Paxson	67	1795	225	639	.352	209	285	.733	350	139	183	2	659	9.8
George King	63	2272	235	645	.364	140	227	.617	306	337	124	0	610	9.7
Dick Ricketts	72	1620	215	664	.324	132	196	.673	410	114	277	8	562	7.8
Richie Regan	72	1648	202	569	.355	120	172	.698	175	185	174	0	524	7.3
Dave Piontek	71	1032	150	397	.378	95	151	.629	254	52	134	2	395	5.6
Don Meineke	67	792	125	351	.356	77	119	.647	226	38	155	3	327	4.9
Dick Duckett	34	424	54	158	.342	24	27	.889	56	47	60	0	132	3.9
Thomas Marshall (Cin. only)	29	418	44	144	.306	43	55	.782	93	15	37	0	131	4.5
Jerry Paulson	6	68	8	23	.348	4	6	.667	10	4	5	0	20	3.3
Royals	72	17396	2817	7339	.384	1688	2372	.712	4959	1578	1835	30	7373	101.7

1958-59 CINCINNATI ROYALS

1957-1972

19-53
4TH IN WESTERN DIVISION

(ON LEFT) Swingman ARLEN BOCKHORN averaged 10.2 ppg, 6.5 rpg, and 2.9 apg in 71 games as a rookie starter with the Royals in 1958-59.

(ON RIGHT) LARRY STAVERMAN, who would serve a number of administrative posts with the Kings including head coach in 1977-78, averaged 4.3 ppg and 3.8 rpg as a rookie.

G	DATE	SCORE	OPPONENT	W/L	REC.	ATT.
1	10/22	79-99	@Minneapolis	L	0-1	4723
2	10/25	110-94	Minneapolis	W	1-1	3178
3	10/31	113-120	@Detroit	L	1-2	2652
4	11/1	108-130	@Syracuse	L	1-3	
5	11/2	90-97	St. Louis	L	1-4	1152
6	11/5	97-108	New York	L	1-5	989
7	11/9	92-106	Philadelphia	L	1-6	2145
8	11/12	115-116	Syracuse	L	1-7	1235
9	11/15	105-130	@Boston	L	1-8	6427
10	11/19	119-103	Boston	W	2-8	2597
11	11/21	90-108	@Philadelphia	L	2-9	
12	11/22	86-103	@Detroit	L	2-10	2891
13	11/23	89-100	St. Louis	L	2-11	2150
14	11/25	116-113	@New York	W	3-11	
15	11/26	95-112	Detroit	L	3-12	
16	11/28	93-114	@Minneapolis	L	3-13	
17	11/29	86-98	@St. Louis	L	3-14	9000
18	11/30	77-84	Minneapolis	L	3-15	1265
19	12/2	81-105	St. Louis (NY)	L	3-16	
20	12/3	110-108	New York	W	4-16	756
21	12/6	132-128 3OT	Min. (St. Louis)	W	5-16	
22	12/7	90-103	Philadelphia	L	5-17	
23	12/10	94-97	Syracuse	L	5-18	1083
24	12/12	115-125*	@Boston	L	5-19	6873
25	12/16	106-118	@New York	L	5-20	
26	12/18	90-104	Boston	L	5-21	1227
27	12/20	121-120*	@Syracuse	W	6-21	
28	12/25	92-100	St. Louis	L	6-22	3303
29	12/26	91-131	@Detroit	L	6-23	7484
30	12/28	120-116	Minneapolis	W	7-23	1512
31	12/29	112-124	@St. Louis	L	7-24	
32	12/30	104-119	St. Louis	L	7-25	7853
33	1/2	111-104	Detroit (Phi.)	W	8-25	
34	1/4	108-111	Boston	L	8-26	2553
35	1/6	95-109	Boston (Phi.)	L	8-27	
36	1/8	138-145 3OT	Syracuse	L	8-28	1547
37	1/9	101-112	St. Louis (Detroit)	L	8-29	
38	1/10	69-101	Detroit	L	8-30	1198
39	1/11	110-127	@Syracuse	L	8-31	
40	1/13	92-112	Detroit (St. Louis)	L	8-32	
41	1/16	95-91	Min. (WV)	W	9-32	2356
42	1/17	105-117	@New York	L	9-33	
43	1/18	107-88	Detroit	W	10-33	1196
44	1/19	114-108	NY (St. Louis)	W	11-33	
45	1/21	109-130	New York	L	11-34	906
46	1/24	102-123	@Syracuse	L	11-35	
47	1/25	109-104	Syracuse	W	12-35	7136
48	1/27	100-92	Phi. (New York)	W	13-35	
49	1/28	84-94	@Philadelphia	L	13-36	
50	1/30	87-118	@St. Louis	L	13-37	11,023
51	1/31	88-103	@Detroit	L	13-38	4721
52	2/3	120-103	Philadelphia	W	14-38	1636
53	2/8	117-136	@Boston	L	14-39	11,233
54	2/9	97-122	Det. (Ft. Wayne)	L	14-40	2176
55	2/10	100-118	Min. (Houston)	L	14-41	
56	2/11	105-106	Min. (San Francisco)	L	14-42	2723
57	2/12	119-114	Min. (Portland)	W	15-42	5594
58	2/14	94-106	Phi. (Camden, NJ)	L	15-43	
59	2/15	97-124	@New York	L	15-44	7245
60	2/18	116-118	New York	L	15-45	
61	2/21	120-121	@St. Louis	L	15-46	
62	2/22	112-129	Boston	L	15-47	3312
63	2/24	113-109	Syracuse (NY)	W	16-47	
64	2/25	96-116	Min. (Detroit)	L	15-48	
65	2/26	106-101	Det. (Louisville)	W	17-48	
66	2/28	124-122*	St. Louis	W	18-48	4191
67	3/1	101-117	@Detroit	L	18-49	1200
68	3/3	102-113	@St. Louis	L	18-50	
69	3/4	128-122	Minneapolis	W	18-51	2607
70	3/7	86-93	@Philadelphia	L	19-51	
71	3/8	131-141	@Boston	L	19-52	13,909
72	3/10	96-102	Philadelphia	L	19-53	1172

* = OT

FINAL STATISTICS

PLAYER	G.	MIN.	FGM	FGA	PCT.	FTM	FTA	PCT.	REB.	AST.	PF	DQ	PTS.	AVG.
Jack Twyman	72	2713	710	1691	.420	437	558	.783	653	209	277	6	1857	25.8
Dave Piontek	72	1974	305	813	.375	156	227	.687	385	124	162	3	766	10.6
Wayne Embry	66	1590	272	702	.387	206	314	.656	597	96	232	9	750	11.4
Arlen Bockhorn	71	2251	294	771	.381	138	196	.704	460	206	215	6	726	10.2
Jim Palmer	67	1624	256	633	.404	178	246	.724	472	65	211	7	690	10.3
John McCarthy	47	1827	245	657	.373	116	174	.667	227	225	158	4	606	12.9
Archie Dees	68	1252	200	562	.356	159	204	.779	339	56	114	0	559	8.2
Med Park (Cin. only)	33	615	80	185	.432	60	80	.750	95	54	48	0	220	6.7
Jack Parr	66	1037	109	307	.355	44	73	.603	278	51	138	1	262	4.0
Larry Staverman	57	681	101	215	.470	45	59	.763	218	54	103	0	247	4.3
Sihugo Green* (Cin. only)	20	490	70	200	.350	40	65	.615	117	52	61	0	180	9.0
Vern Hatton* (Cin. only)	22	657	66	207	.319	34	51	.667	81	30	55	0	166	7.5
Phil Rollins (Cin. only)	21	440	54	144	.375	35	45	.778	87	58	30	0	143	6.8
Thomas Marshall	18	272	23	79	.291	18	29	.621	52	27	22	0	64	3.6
Royals	72	17038	2854	7340	.389	1713	2375	.721	4887	1369	1855	36	7161	103.1

*Did not finish season with team

1959-60 CINCINNATI ROYALS

1957-1972

19-56
4TH - WESTERN DIVISION

(ON LEFT) Forward WAYNE EMBRY, former president and chief operating officer, team division of the Cavaliers, averaged 10.6 ppg and 9.5 rpg with the Royals in 1959-60.

(ON RIGHT) Center PHIL JORDON averaged 13.4 ppg and 8.3 rpg in 75 games as a rookie with the Royals in 1959-60

G	DATE	SCORE	OPPONENT	W/L	REC.	ATT.
1	10/17	125-129	@Boston	L	0-1	3431
2	10/24	108-103	Detroit	W	1-1	2007
3	10/25	103-102	Minneapolis	W	2-1	2290
4	10/30	127-136	Syracuse	L	2-2	2005
5	10/31	102-109	@St. Louis	L	2-3	7626
6	11/1	109-124	Boston	L	2-4	2800
7	11/7	103-101	Syracuse (Rochester)	W	3-4	
8	11/8	106-134	@Philadelphia	L	3-5	3490
9	11/11	118-151	@Boston	L	3-6	6788
10	11/12	116-124	Philadelphia	L	3-7	3490
11	11/14	103-111	@Detroit	L	3-8	4414
12	11/15	128-134	Boston	L	3-9	2156
13	11/17	116-121	Syracuse (NY)	L	3-10	9265
14	11/18	93-110	Det. (Indianapolis)	L	3-11	3323
15	11/19	109-130	New York	L	3-12	1003
16	11/21	93-99*	Minneapolis	L	3-13	1628
17	11/22	106-100	St. Louis Hawks	W	4-13	1308
18	11/24	91-104	Detroit (NY)	L	4-14	7550
19	11/26	114-95	Minneapolis	W	5-14	2371
20	11/28	105-111	Syracuse	L	5-15	2043
21	12/2	135-118	NY (Syracuse)	W	6-15	2707
22	12/3	111-114	Boston (Phi.)	L	6-16	9000
23	12/6	104-118	St. Louis	L	6-17	1170
24	12/8	105-101	St. Louis (NY)	W	7-17	14,364
25	12/9	121-119	Detroit (Boston)	W	8-17	10,000
26	12/10	112-131	@Philadelphia	L	8-18	
27	12/12	107-97	@Minneapolis	W	9-18	1512
28	12/13	98-118	@St. Louis	L	9-19	
29	12/15	107-131	Phi. (New York)	L	9-20	12,572
30	12/16	105-114	Philadelphia	L	9-21	2386
31	12/19	113-131	Minneapolis	L	9-22	952
32	12/20	118-132	@New York	L	9-23	5428
33	12/22	119-127	NY (Detroit)	L	9-24	
34	12/25	121-103	Detroit	W	10-24	2185
35	12/27	111-122	Boston	L	10-25	2502
36	12/28	104-109	Phi. (St. Louis)	L	10-26	9326
37	12/30	127-131	Syracuse	L	10-27	741
38	1/1	128-115	Boston (Detroit)	W	11-27	
39	1/2	118-126	New York	L	11-28	6349
40	1/3	112-114	@Detroit	L	11-29	4177
41	1/6	129-113	New York (Phil.)	W	12-29	6427
42	1/7	114-132	@Syracuse	L	12-30	3686
43	1/8	112-102	St. Louis	W	13-30	1774
44	1/9	91-121	@Minneapolis	L	13-31	
45	1/10	106-112	Minneapolis	L	13-32	1420
46	1/12	123-141	New York	L	13-33	1007
47	1/15	122-118	Minneapolis	W	14-33	1679
48	1/16	106-132	@New York	L	14-34	
49	1/17	110-115	@Detroit	L	14-35	4619
50	1/20	108-119	St. Louis	L	14-36	1273
51	1/23	100-108	@St. Louis	L	14-37	8725
52	1/24	95-104	Philadelphia	L	14-38	4178
53	1/27	112-116	Min. (Detroit)	L	14-39	5217
54	1/29	113-128	New York (Phi.)	L	14-40	12,559
55	1/30	107-129	Boston (Prov.)	L	14-41	4229
56	2/2	107-109	@Philadelphia	L	14-42	
57	2/3	105-117	@Detroit	L	14-43	
58	2/4	102-121	Detroit	L	14-44	1022
59	2/7	112-135	@Syracuse	L	14-45	
60	2/9	111-117	Syracuse (Detroit)	L	14-46	6500
61	2/10	110-120	St. Louis	L	14-47	1192
62	2/11	111-108	@Minneapolis	W	15-47	
63	2/12	133-101	Det.(Dayton, OH)	W	16-47	2939
64	2/14	105-107	@St. Louis	L	16-48	10,316
65	2/16	112-117	Philadelphia	L	16-49	2156
66	2/20	110-107	Detroit	W	17-49	2292
67	2/21	108-115	Boston	L	17-50	2647
68	2/23	135-133	Syracuse	W	18-50	1377
69	2/24	124-122	St. Louis (Det.)	W	19-50	
70	2/25	95-105	Min. (Prov., RI)	L	19-51	
71	2/28	105-122	@St. Louis	L	19-52	6634
72	3/1	106-108	Detroit (St. Louis)	L	19-53	
73	3/3	114-117	Min. (Phi.)	L	19-54	
74	3/6	105-114	@Minneapolis	L	19-55	
75	3/9	116-123	St. Louis	L	19-56	579

* = OT

FINAL STATISTICS

PLAYER	G.	MIN.	FGM	FGA	PCT.	FTM	FTA	PCT.	REB.	AST.	PF	DQ	PTS.	AVG.
Jack Twyman	75	3023	870	2063	.422	598	762	.785	664	260	275	10	2338	31.2
Phil Jordon	75	2066	381	970	.393	242	338	.716	624	207	227	7	1004	13.4
Arlen Bockhorn	75	2103	323	812	.398	145	194	.747	382	256	249	8	791	10.5
Wayne Embry	73	1594	303	690	.439	167	325	.514	692	83	226	1	773	10.6
Win Wilfong	72	1992	283	764	.370	161	207	.778	352	265	229	1	727	10.1
Hub Reed (Cin. only)	69	1803	269	598	.450	134	184	.728	612	69	228	6	672	9.7
Med Park	74	1849	226	582	.388	189	260	.727	301	214	186	2	641	8.7
Dave Piontek* (Cin. only)	52	1111	217	531	.409	84	122	.688	341	84	143	2	518	10.0
Phil Rollins	72	1235	158	386	.409	77	127	.606	180	233	150	1	393	5.5
Larry Staverman	49	479	70	149	.470	47	64	.734	180	36	98	0	187	3.8
Jim Palmer* (Cin. only)	20	400	71	155	.458	39	55	.709	111	17	65	1	181	9.1
Dave Gambee (Cin. only)	19	211	36	93	.387	23	35	.657	74	9	21	0	95	5.0
Wayne Stevens	8	49	3	19	.158	7	10	.700	16	4	4	0	13	1.6
Royals	75	18377	3210	7786	.412	1913	2672	.716	5251`	1747	2097	38	8333	111.1

*Did not finish season with team

1960-61 CINCINNATI ROYALS

1957-1972

33-46
4TH - WESTERN DIVISION

Front row — from left to right, Hub Reed, Bob Boozer, Phil Jordon, Wayne Embry, Larry Staverman. Back row — from left to right, Phil Rollins, Oscar Robertson, Jack Twyman, Ralph Davis, Arlen Bockhorn, Win Wilfong, Head Coach Charley Wolf.

G	DATE	SCORE	OPPONENT	W/L	REC.	ATT.
1	10/19	140-123	LA Lakers	W	1-0	8176
2	10/20	113-105	@New York	W	2-0	7148
3	10/22	119-117	New York	W	3-0	2392
4	10/23	114-103	St. Louis	W	4-0	8609
5	10/26	117-131	@Detroit	L	4-1	6926
6	10/27	143-140*	Syracuse	W	5-1	5987
7	10/29	97-113	@St. Louis	L	5-2	12,862
8	11/1	113-131	Philadelphia	L	5-3	10,077
9	11/5	113-104	@Boston	W	6-3	13,258
10	11/8	120-136	Boston	L	6-4	9202
11	11/11	110-128	Boston (NY)	L	6-5	18,499
12	11/12	112-116	@Detroit	L	6-6	
13	11/13	113-125	Detroit	L	6-7	5117
14	11/15	124-115	Philadelphia	W	7-7	5279
15	11/16	87-124	@Syracuse	L	7-8	
16	11/18	129-128*	St. Louis	W	8-8	7363
17	11/19	120-121	@St. Louis	L	8-9	
18	11/20	103-120	Boston	L	8-10	8897
19	11/22	118-133	LA Lakers (NY)	L	8-11	15,126
20	11/23	122-118	LA Lakers	W	9-11	7191
21	11/24	100-108	LA Lakers (St. Louis)	L	9-12	9328
22	11/26	108-138	@Philadelphia	L	9-13	9072
23	11/27	118-122*	New York	L	9-14	4843
24	11/29	105-129	Syracuse (St. Louis)	L	9-15	9228
25	12/1	126-137	Syracuse	L	9-16	
26	12/4	115-116	Det. (Indianapolis)	L	9-17	3052
27	12/6	117-112	@New York	W	10-17	14,847
28	12/7	114-112	LA Lakers	W	11-17	
29	12/8	118-115	Boston (Phi.)	W	12-17	5201
30	12/9	123-146	@Boston	L	12-18	6172
31	12/13	105-107	Syracuse (NY)	L	12-19	8122
32	12/14	121-114	New York	W	13-19	2769
33	12/16	130-116	LA Lakers	W	14-19	4919
34	12/18	112-128	Philadelphia	L	14-20	7317
35	12/20	112-115	Boston (NY)	L	14-21	10,137
36	12/25	126-119	Detroit	W	15-21	5103
37	12/26	132-137	@Detroit	L	15-22	6347
38	12/27	129-124	Syracuse	W	16-22	
39	12/28	114-104	NY (Syracuse)	W	17-22	
40	12/29	124-128	@Philadelphia	L	17-23	
41	12/30	136-130	Phi. (Hershey, PA)	W	18-23	5788
42	1/1	114-112	St. Louis	W	19-23	10,289
43	1/2	126-125	Syracuse (Utica, NY)	W	20-23	3442
44	1/4	134-126	@Syracuse	W	21-23	1642
45	1/5	107-125	Boston	L	21-24	9461
46	1/10	110-119	@St. Louis	L	21-25	
47	1/11	122-126	@Detroit	L	21-26	5437
48	1/12	112-124	Det. (Fort Wayne)	L	21-27	6216
49	1/14	114-123	@LA Lakers	L	21-28	4457
50	1/15	109-105	@LA Lakers	W	22-28	6690
51	1/18	128-144	Det. (Dayton, OH)	L	22-29	
52	1/19	122-129	New York	L	22-30	2841
53	1/21	106-130	Det. (St. Louis)	L	22-31	12,344
54	1/22	115-108	St. Louis	W	23-31	4292
55	1/24	104-106	Detroit	L	23-32	3380
56	1/25	125-138	@Detroit	L	23-33	5323
57	1/27	126-138	Syracuse	L	23-34	5177
58	1/28	116-136	@St. Louis	L	23-35	7818
59	1/30	116-88	Boston	W	24-35	6630
60	2/2	118-133	@Philadelphia	L	24-36	6684
61	2/3	135-136	Phi. (Boston)	L	24-37	9200
62	2/5	115-129	@Syracuse	L	24-38	1813
63	2/6	101-110	LA Lakers (MD)	L	24-39	12,500
64	2/9	119-115	New York (Phi.)	W	25-39	3139
65	2/11	122-123	@St. Louis	L	25-40	7181
66	2/12	105-104	@New York	W	26-40	10,469
67	2/13	104-100	LA Lakers (OH)	W	27-40	5808
68	2/16	133-107	St. Louis	W	28-40	8184
69	2/19	112-106	LA Lakers	W	29-40	8576
70	2/21	114-126	@St. Louis	L	29-41	6713
71	2/22	131-132	Phi. (Detroit)	L	29-42	5715
72	2/25	120-129	Philadelphia	L	29-43	5406
73	2/26	122-148	St. Louis	L	29-44	7692
74	2/28	131-105	St. Louis (NY)	W	30-44	13,563
75	3/1	137-122	Detroit	W	31-44	5871
76	3/5	124-118	@New York	W	32-44	7963
77	3/7	121-124	Boston (Prov.)	L	32-45	4430
78	3/11	108-105	@LA Lakers	W	33-45	4737
79	3/12	122-123	@LA Lakers	L	33-46	5645

* = OT

FINAL STATISTICS

PLAYER	G.	MIN.	FGM	FGA	PCT.	FTM	FTA	PCT.	REB.	AST.	PF	DQ	PTS.	AVG.
Oscar Robertson	71	3032	756	1600	.473	653	794	.822	716	690	219	3	2165	30.5
Jack Twyman	79	2920	796	1632	.488	405	554	.731	672	225	279	5	1997	25.3
Wayne Embry	79	2233	458	1015	.451	221	331	.668	864	127	286	7	1137	14.4
Arlen Bockhorn	79	2669	420	1059	.397	152	208	.731	434	338	282	9	992	12.6
Phil Jordon* (Cin. only)	48	1140	202	511	.395	117	160	.731	424	107	150	3	521	10.9
Bob Boozer	79	1573	250	603	.415	166	247	.672	488	109	193	1	666	8.4
Mike Farmer (Cin. only)	57	1295	180	460	.391	69	94	.734	378	81	128	1	429	7.5
Hub Reed	75	1216	156	364	.429	85	122	.697	367	69	199	7	397	5.3
Ralph Davis	73	1210	181	451	.401	34	52	.654	86	177	127	1	396	5.4
Larry Staverman	66	944	111	249	.446	79	93	.849	287	86	164	4	301	4.6
Win Wilfong	62	717	106	305	.348	72	89	.809	147	87	119	1	284	4.6
Phil Rollins (Cin. only)	14	86	10	32	.313	5	7	.714	9	11	13	0	25	1.8
Royals	79	18921	3626	8281	.438	2060	2761	.746	5581	2107	2159	40	9312	117.9

*Did not finish the season with team

1961-62 CINCINNATI ROYALS

1957-1972

43-37
2ND - WESTERN DIVISION

Royals 1961-62 starters. Front row — from left to right, Oscar Robertson, Arlen Bockhorn. Back row — from left to right, Jack Twyman, Wayne Embry, Bob Boozer.

G	DATE	SCORE	OPPONENT	W/L	REC.	ATT.
1	10/21	138-129	@St. Louis	W	1-0	8674
2	10/24	122-124	LA Lakers (NY)	L	1-1	9127
3	10/26	117-120	@New York	L	1-2	7168
4	10/29	139-132	Syracuse	W	2-2	6136
5	10/31	127-131	NY (St. Louis)	L	2-3	5636
6	11/1	115-120	@LA Lakers	L	2-4	3385
7	11/3	132-114	@LA Lakers	W	3-4	6223
8	11/7	123-98	New York	W	4-4	4460
9	11/10	122-117	Chicago	W	5-4	4751
10	11/11	117-107	@Chicago	W	6-4	3621
11	11/12	136-126	St. Louis	W	7-4	6025
12	11/14	119-115	Syracuse (NY)	W	8-4	9367
13	11/15	133-145	@Philadelphia	L	8-5	4011
14	11/16	121-127	Boston	L	8-6	5671
15	11/18	133-136	@St. Louis	L	8-7	8328
16	11/19	128-112	Detroit (Chicago)	W	9-7	6492
17	11/21	118-125	Philadelphia	L	9-8	5141
18	11/23	99-117	Syracuse (Rochester)	L	9-9	3790
19	11/24	127-125	@Syracuse	W	10-9	3036
20	11/26	117-102	LA Lakers	W	11-9	6276
21	11/28	131-117	@New York	W	12-9	9837
22	11/29	122-136	Syracuse	L	12-10	3156
23	11/30	133-130	Boston (Prov.)	W	13-10	3408
24	12/3	96-119	Boston	L	13-11	7653
25	12/6	102-103	Boston (Phi.)	L	13-12	
26	12/8	128-123	St. Louis	W	14-12	3709
27	12/10	134-94	New York	W	15-12	3676
28	12/11	133-117	Chicago (Dayton)	W	16-12	3013
29	12/13	136-126	@Syracuse	W	17-12	1777
30	12/14	103-107	Detroit	L	17-13	3067
31	12/16	121-110	@Detroit	W	18-13	5672
32	12/19	110-117	Philadelphia	L	18-14	4080
33	12/23	125-134	Detroit (St. Louis)	L	18-15	8348
34	12/25	127-141	LA Lakers	L	18-16	6447
35	12/26	129-118	@St. Louis	W	19-16	6198
36	12/27	142-117	St. Louis	W	20-16	4780
37	12/29	116-131	Detroit	L	20-17	3654
38	12/30	119-123	New York (Phi.)	L	20-18	9537
39	1/1	106-110	Syracuse	L	20-19	2596
40	1/3	122-111	New York (Det.)	W	21-19	5043
41	1/5	103-124	Boston	L	21-20	6169
42	1/7	123-113	Chi. (Louisville)	W	22-20	2146
43	1/9	113-106	Chi. (Indianapolis)	W	23-20	4815
44	1/11	145-128	Philadelphia	W	24-20	3723
45	1/12	125-141	@Boston	L	24-21	10,223
46	1/13	119-112	@Detroit	W	25-21	4084
47	1/14	119-114	St. Louis	W	26-21	5606
48	1/18	151-133	@Philadelphia	W	27-21	3176
49	1/20	125-124	LA Lakers	W	28-21	7373
50	1/22	115-106	Det. (Dayton, OH)	W	29-21	2654
51	1/24	123-136	@LA Lakers	L	29-22	7275
52	1/26	112-116	@LA Lakers	L	29-23	12,962
53	1/28	139-131	Syracuse	W	30-23	5061
54	1/30	131-121	@St. Louis	W	31-23	5380
55	2/1	109-130	@Philadelphia	L	31-24	4211
56	2/2	124-143	@Boston	L	31-25	8789
57	2/3	110-121	@New York	L	31-26	6747
58	2/5	128-134*	LA Lakers (WV)	L	31-27	6800
59	2/6	118-119	Detroit	L	31-28	2528
60	2/7	107-113	@Detroit	L	31-29	4981
61	2/8	113-109*	LA Lakers (OH)	W	32-29	5561
62	2/10	134-118	St. Louis	W	33-29	5238
63	2/11	109-129	@St. Louis	L	33-30	7315
64	2/13	152-132	Philadelphia	W	34-30	7909
65	2/14	121-125	Chicago (Detroit)	L	34-31	5109
66	2/16	132-136	@Philadelphia	L	34-32	6437
67	2/17	113-123	Detroit	L	34-33	4835
68	2/18	138-121	Chi. (Syracuse)	W	35-33	4503
69	2/20	129-109	St. Louis	W	36-33	3189
70	2/21	153-125	@Chicago	W	37-33	2891
71	2/23	134-120	@Detroit	W	38-33	5171
72	2/24	118-114	LA Lakers	W	39-33	2234
73	2/25	108-105	Chicago	W	40-33	3686
74	2/28	123-129*	Boston	L	40-34	5133
75	3/1	108-137	@Syracuse	L	40-35	1770
76	3/2	120-112	Det. (Fort Wayne)	W	41-35	5409
77	3/3	126-119	@Chicago	W	42-35	3000
78	3/10	110-116	@St. Louis	L	42-36	8456
79	3/13	111-120	@LA Lakers	L	42-37	4756
80	3/14	136-134	New York	W	43-37	3058

* = OT

1954-55 PLAYOFFS

Semifinals (1-3)

March 16	Cincinnati	122	@	Detroit	123	March 18	Cincinnati	107	@	Detroit	118
March 17	Cincinnati	129	vs.	Detroit	107	March 20	Cincinnati	111	vs.	Detroit	112

FINAL STATISTICS

PLAYER	G.	MIN.	FGM	FGA	PCT.	FTM	FTA	PCT.	REB.	AST.	PF	DQ	PTS.	AVG.
Oscar Robertson	79	3503	866	1810	.478	700	872	.803	985	899	258	1	2432	30.8
Jack Twyman	80	2991	739	1542	.479	353	435	.811	638	215	323	5	1831	22.9
Wayne Embry	75	2623	564	1210	.466	356	516	.690	977	182	286	6	1484	19.8
Arlen Bockhorn	80	3062	531	1234	.430	198	251	.789	376	366	280	5	1260	15.8
Bob Boozer	79	2488	410	936	.438	263	372	.707	804	130	275	3	1083	13.7
Adrian Smith	80	1462	202	499	.405	172	222	.775	151	167	101	0	576	7.2
Hub Reed	80	1446	203	460	.441	60	82	.732	440	53	262	9	466	5.8
Joe Buckhalter	63	728	153	334	.458	67	108	.620	262	43	123	1	373	5.9
Robert Nordmann	58	344	51	126	.405	29	57	.509	128	18	81	1	131	2.3
Bob Wiesehahn	60	326	51	161	.317	17	30	.567	112	23	50	0	119	2.0
Dave Zeller	61	278	36	102	.353	18	24	.750	27	58	37	0	90	1.5
Royals	80	19281	3806	8414	.452	2233	2969	.752	5665	2154	2081	31	9845	123.1

1962-63 CINCINNATI ROYALS

1957-1972



42-38
3RD - EASTERN DIVISION

(ON LEFT) Guard OSCAR ROBERTSON earned first-team All-NBA honors for the third straight season in 1962-63, averaging 28.3 ppg, 10.4 rpg, and 9.5 apg.

(ON RIGHT) Forward TOM HAWKINS averaged 9.4 ppg and 6.9 rpg in his first season with the Royals (1962-63) after being acquired in a trade from the LA Lakers.

G	DATE	SCORE	OPPONENT	W/L	REC.	ATT.
1	10/20	109-113	@Chicago	L	0-1	6780
2	10/23	116-115	LA Lakers	W	1-1	3461
3	10/24	114-121	@St. Louis	L	1-2	4479
4	10/26	118-102	St. Louis	W	2-2	3543
5	10/28	131-130*	San Francisco	W	3-2	3852
6	11/3	111-130	@Syracuse	L	3-3	4524
7	11/7	105-106	Boston	L	3-4	5210
8	11/8	114-116	@Detroit	L	3-5	6533
9	11/9	122-119	@New York	W	4-5	10,897
10	11/10	135-124	Detroit	W	5-5	5307
11	11/12	126-137	Boston	L	5-6	6446
12	11/13	127-109	Detroit (NY)	W	6-6	8249
13	11/14	125-120	Syracuse	W	7-6	3146
14	11/16	120-111	St. Louis	W	8-6	4028
15	11/18	132-120	San Francisco	W	9-6	6701
16	11/21	143-139	@San Francisco	W	10-6	3764
17	11/22	110-134	@LA Lakers	L	10-7	8302
18	11/24	123-129	@LA Lakers	L	10-8	10,092
19	11/25	128-115	@San Francisco	W	11-8	2419
20	11/27	139-129	@New York	W	12-8	8793
21	11/30	130-117	Syracuse	W	13-8	4876
22	12/1	131-121	@Chicago	W	14-8	4870
23	12/2	127-128*	Boston	L	14-9	8719
24	12/6	96-99	New York	L	14-10	2527
25	12/8	128-131*	LA Lakers	L	14-11	4850
26	12/11	121-124	LA Lakers (NY)	L	14-12	15,237
27	12/12	102-105	Chicago (Boston)	L	14-13	4891
28	12/13	142-123	Chi. (Indianapolis)	W	15-13	5478
29	12/15	124-120	@Boston	W	16-13	5066
30	12/18	102-103	@New York	L	16-14	7421
31	12/19	129-120	Syracuse	W	17-14	2360
32	12/21	129-116	Chicago	W	18-14	2886
33	12/25	131-120	Detroit	W	19-14	3304
34	12/28	113-121	Boston	L	19-15	9337
35	12/29	104-108	@Chicago	L	19-16	4432
36	1/1	112-106*	New York	W	20-16	1559
37	1/2	118-138	@Detroit	L	20-17	1221
38	1/4	130-129	San Francisco	W	21-17	4543
39	1/5	117-136	Syracuse (Utica, NY)	L	21-18	4200
40	1/6	119-120*	LA Lakers	L	21-19	4252
41	1/8	116-119	Syracuse (OH)	L	21-20	3418
42	1/9	116-112	@Syracuse	W	22-20	3142
43	1/10	130-121	Boston	W	23-20	3802
44	1/12	109-115	@St. Louis	L	23-21	8131
45	1/13	104-105	St. Louis	L	23-22	3507
46	1/18	114-122	@Boston	L	23-23	5192
47	1/19	114-108	New York	W	24-23	10,011
48	1/20	93-113	@Chicago	L	24-24	3016
49	1/23	138-133	Boston	W	25-24	2411
50	1/25	114-112	@New York	W	26-24	13,076
51	1/26	142-116	Chicago	W	27-24	2304
52	1/27	143-126	Chicago (OH)	W	28-24	4183
53	1/31	125-128	Boston (MD)	L	28-25	13,210
54	2/1	126-133	San Fran. (Bos.)	L	28-26	12,413
55	2/2	113-117	Syracuse (Rochester)	L	28-27	3224
56	2/3	125-115	@Syracuse	W	29-27	3956
57	2/5	96-106	Boston	L	29-28	6112
58	2/7	134-129	San Francisco	W	30-28	3304
59	2/8	116-112	@St. Louis	W	31-28	8117
60	2/10	124-107	LA Lakers	W	32-28	4510
61	2/13	124-122	Syracuse (Ind.)	W	33-28	5100
62	2/15	96-99	St. Louis	L	33-29	4202
63	2/16	110-99	@Detroit	W	34-29	4101
64	2/17	109-98	@New York	W	35-29	8349
65	2/19	126-129	@Boston	L	35-30	12,000
66	2/20	109-128	@Syracuse	L	35-31	3208
67	2/21	115-96	New York	W	36-31	2129
68	2/23	102-105	Detroit	L	36-32	4037
69	2/24	110-119	Det. (Baltimore)	L	36-33	2500
70	2/26	107-114	@St. Louis	L	36-34	5821
71	2/27	119-107	New York	W	37-34	2072
72	3/1	125-132	@San Francisco	L	37-35	3721
73	3/3	122-123	@San Francisco	L	37-36	4425
74	3/4	114-111	@LA Lakers	W	38-36	4427
75	3/6	97-106	@LA Lakers	L	38-37	8803
76	3/10	117-149	@Boston	L	38-38	10,069
77	3/12	110-96	@New York	W	39-38	4167
78	3/13	128-114	Syracuse	W	40-38	2338
79	3/16	126-117	@Chicago	W	41-38	3400
80	3/17	116-109	New York	W	42-38	2539

* = OT

1962-63 PLAYOFFS

Semifinals - Cincinnati defeats Syracuse, 3-2

March 19	Cincinnati	120	@	Syracuse	123
March 21	Cincinnati	133	vs.	Syracuse	115
March 23	Cincinnati	117	@	Syracuse	121
March 24	Cincinnati	125	vs.	Syracuse	118
March 26	Cincinnati	131	@	Syracuse	127 (OT)

Division Finals - Cincinnati falls to Boston, 3-4

March 28	Cincinnati	135	@	Boston	132
March 29	Cincinnati	102	vs.	Boston	125
March 31	Cincinnati	121	@	Boston	116
April 3	Cincinnati	110	vs.	Boston	128
April 6	Cincinnati	120	@	Boston	125
April 7	Cincinnati	109	vs.	Boston	99
April 10	Cincinnati	131	@	Boston	142

FINAL STATISTICS

PLAYER	G.	MIN.	FGM	FGA	PCT.	FTM	FTA	PCT.	REB.	AST.	PF	DQ	PTS.	AVG.
Oscar Robertson	80	3521	825	1593	.518	614	758	.810	835	758	293	1	2264	28.3
Jack Twyman	80	2623	641	1325	.480	304	375	.811	598	214	286	7	1586	19.8
Wayne Embry	76	2511	534	1165	.458	343	514	.667	936	177	286	7	1411	18.6
Bob Boozer	79	2488	440	992	.444	252	353	.714	878	102	299	8	1132	14.3
Arlen Bockhorn	80	2612	375	954	.393	183	242	.756	322	261	260	6	933	11.7
Tom Hawkins	79	1721	299	635	.471	147	241	.610	543	100	197	2	745	9.4
Adrian Smith	79	1522	241	544	.443	223	275	.811	174	141	157	1	705	8.9
Hub Reed	80	1299	199	427	.466	74	98	.755	398	83	261	7	472	5.9
Dave Piontek	48	457	60	158	.380	10	16	.625	96	26	67	0	130	2.7
Enoch Olsen	52	373	43	133	.323	27	39	.692	105	42	78	0	113	2.2
Daniel Tieman	29	176	15	57	.263	4	10	.400	22	27	18	0	34	1.2
Joe Buckhalter	2	12	0	5	.000	2	2	1.000	3	0	1	0	2	1.0
Royals	80	19118	3672	7998	.459	2183	2923	.747	5561	1931	2203	39	9527	119.0

1963-64 CINCINNATI ROYALS

1957-1972

(ON LEFT) The Royals' Dynamic Duo of OSCAR ROBERTSON & JERRY LUCAS combined to average 49.1 ppg, 27.3 rpg, and 13.6 apg in their first season together ('63-64).

(ON RIGHT) Guard ADRIAN SMITH was a Royals fan-favorite, averaging 9.4 ppg, 2.2 rpg, and 2.2 apg in his third season with the Royals (1963-64).

G	DATE	SCORE	OPPONENT	W/L	REC.	ATT.
1	10/16	112-93	@St. Louis	W	1-0	8816
2	10/17	92-93	Boston	L	1-1	10,012
3	10/19	121-97	New York	W	2-1	6417
4	10/22	103-97	San Francisco	W	3-1	7784
5	10/25	109-122	LA Lakers	L	3-2	8970
6	10/26	99-102	@San Francisco	L	3-3	5106
7	10/29	108-101	@San Francisco	W	4-3	3106
8	10/30	115-107	@LA Lakers	W	5-3	14,533
9	11/1	112-122	@LA Lakers	L	5-4	11,469
10	11/3	95-93	Phi. (Dayton, OH)	W	6-4	5174
11	11/6	121-139	@Boston	L	6-5	8904
12	11/8	116-115	Boston	W	7-5	9195
13	11/9	118-109	Detroit	W	8-5	7367
14	11/13	92-98	San Francisco	L	8-6	5480
15	11/16	114-122	@New York	L	8-7	10,139
16	11/17	110-109	Baltimore	W	9-7	4967
17	11/19	127-102	Detroit (New York)	W	10-7	12,339
18	11/20	118-124	@Detroit	L	10-8	3682
19	11/23	121-133	@St. Louis	L	10-9	9122
20	11/24	122-113	St. Louis	W	11-9	5650
21	11/26	123-112	San Fran. (NY)	W	12-9	14,595
22	11/27	122-119	@Baltimore	W	13-9	3461
23	11/28	125-110	@Philadelphia	W	14-9	4567
24	11/29	135-110	New York	W	15-9	6308
25	12/1	109-114	LA Lakers	L	15-10	8346
26	12/5	118-108	Boston	W	16-10	7205
27	12/6	107-112	@Boston	L	16-11	9531
28	12/7	116-105	@New York	W	17-11	8247
29	12/8	116-126	Philadelphia	L	17-12	4255
30	12/11	127-107	@Detroit	W	18-12	3902
31	12/12	112-102	New York	W	19-12	2419
32	12/14	108-105	@Boston	W	20-12	8061
33	12/20	103-96	Baltimore	W	21-12	3013
34	12/21	106-108	@Baltimore	L	21-13	4085
35	12/25	113-107	St. Louis	W	22-13	5926
36	12/27	91-87	Boston	W	23-13	14,141
37	12/29	105-99	New York	W	24-13	6421
38	1/2	112-111	Det. (Dayton, OH)	W	25-13	3214
39	1/3	110-132	@Philadelphia	L	25-14	5650
40	1/4	125-116	@New York	W	26-14	9137
41	1/5	111-106	Baltimore	W	27-14	5244
42	1/7	130-110	Phi. (OH)	W	28-14	6963
43	1/8	126-110	Phi. (Syracuse)	W	29-14	5384
44	1/10	92-109	@Boston	L	29-15	12,870
45	1/12	120-88	Detroit	W	30-15	1350
46	1/16	108-95	LA Lakers	W	31-15	7283
47	1/18	120-121	St. Louis	L	31-16	7505
48	1/19	109-114	@St. Louis	L	31-17	6618
49	1/21	139-124	@New York	W	32-17	10,563
50	1/22	109-92	Boston	W	33-17	10,722
51	1/24	111-139	@Philadelphia	L	33-18	3190
52	1/25	99-115	@Baltimore	L	33-19	7893
53	1/30	133-110	NY (Detroit)	W	34-19	8649
54	1/31	118-106	Baltimore (OH)	W	35-19	5808
55	2/2	119-117*	@Boston	W	36-19	8265
56	2/4	118-100	LA Lakers	W	37-19	6251
57	2/7	126-114	Philadelphia	W	38-19	6205
58	2/8	109-105	@Baltimore	W	39-19	10,258
59	2/9	135-107	Detroit	W	40-19	5161
60	2/12	147-121	Det. (Lima, OH)	W	41-19	3507
61	2/14	126-114	New York	W	42-19	6705
62	2/15	130-124	@New York	W	43-19	10,839
63	2/16	114-97	Philadelphia	W	44-19	7160
64	2/17	129-113	San Fran. (Cle.)	W	45-19	11,995
65	2/19	101-108	San Francisco	L	45-20	8568
66	2/21	101-93	@San Francisco	W	46-20	5421
67	2/22	107-105	@LA Lakers	W	47-20	14,924
68	2/25	108-117	@San Francisco	L	47-21	4041
69	2/26	97-103	@LA Lakers	L	47-22	12,395
70	2/28	134-132	Phi. (Scranton, PA)	W	48-22	4022
71	2/29	117-114	@Philadelphia	W	49-22	2166
72	3/1	122-111	@Baltimore	W	50-22	8829
73	3/3	117-108	@New York	W	51-22	4253
74	3/4	108-112	@Boston	L	51-23	13,909
75	3/5	111-101	Boston	W	52-23	11,855
76	3/7	104-101	Baltimore	W	53-23	8008
77	3/10	103-114	@Detroit	L	53-24	2116
78	3/12	128-111	Philadelphia	W	54-24	4630
79	3/14	110-118	@St. Louis	L	54-25	10,650
80	3/15	124-101	St. Louis	W	55-25	7359

* = OT

1963-64 PLAYOFFS

Semifinals - Cincinnati defeats Philadelphia, 3-2

March 22	Cincinnati	127	vs.	Philadelphia	102
March 24	Cincinnati	114	@	Philadelphia	122
March 25	Cincinnati	101	vs.	Philadelphia	89
March 28	Cincinnati	120	@	Philadelphia	129
March 29	Cincinnati	130	vs.	Philadelphia	124

Division Finals - Cincinnati falls to Boston, 1-4

March 31	Cincinnati	87	@	Boston	103
April 2	Cincinnati	90	@	Boston	101
April 5	Cincinnati	92	vs.	Boston	102
April 7	Cincinnati	102	vs.	Boston	93
April 9	Cincinnati	95	@	Boston	109

FINAL STATISTICS

PLAYER	G.	MIN.	FGM	FGA	PCT.	FTM	FTA	PCT.	REB.	AST.	PF	DQ	PTS.	AVG.
Oscar Robertson	79	3559	840	1740	.483	800	938	.853	783	868	280	3	2480	31.4
Jerry Lucas	79	3273	545	1035	.527	310	398	.779	1375	204	300	6	1400	17.7
Wayne Embry	80	2915	556	1213	.458	271	417	.650	925	113	325	7	1383	17.3
Jack Twyman	68	1996	447	993	.450	189	228	.829	364	137	267	7	1083	15.9
Tom Hawkins	73	1770	256	580	.441	113	188	.601	435	74	198	4	625	8.6
Adrian Smith	66	1524	234	576	.406	154	197	.782	147	145	164	1	622	9.4
Arlen Bockhorn	70	1670	242	587	.412	96	126	.762	205	173	227	4	580	8.3
Bob Boozer* (Cin. only)	32	727	139	334	.416	74	119	.662	178	33	83	0	352	11.0
Enoch Olsen	49	513	85	210	.405	32	57	.561	149	29	78	0	202	4.1
Jay Arnette	48	501	71	196	.362	42	54	.778	54	71	105	2	184	3.8
Larry Staverman (Cin. only)	33	280	48	118	.407	39	53	.736	94	18	61	1	135	4.0
Tom Thacker	48	457	53	181	.293	26	53	.491	115	51	51	0	132	2.8
Royals	80	19579	3516	7761	.453	2146	2828	.759	5400	1916	2139	35	9180	114.7

*Did not finish season with team

1964-65 CINCINNATI ROYALS

1957-1972



48-32
2ND - EASTERN DIVISION

(ON LEFT) Forward JERRY LUCAS earned first-team All-NBA honors after averaging 21.4 ppg and 20.0 rpg (4th in NBA) in 1964-65.

(ON RIGHT) Forward HAROLD "HAPPY" HAIRSTON averaged 6.1 ppg and 4.8 rpg in 1964-65 in his first of four seasons with the Royals.

G	DATE	SCORE	OPPONENT	W/L	REC.	ATT.
1	10/17	91-94	@St. Louis	L	0-1	10,120
2	10/18	117-108	San Francisco	W	1-1	4550
3	10/20	121-113	LA Lakers	W	2-1	4275
4	10/25	109-107	Philadelphia	W	3-1	5973
5	10/30	119-118	St. Louis	W	4-1	4437
6	10/31	93-122	@Boston	L	4-2	10,341
7	11/1	114-101	Detroit	W	5-2	3142
8	11/6	106-111	Baltimore	L	5-3	3788
9	11/7	103-105	@Philadelphia	L	5-4	2433
10	11/8	103-106	Boston	L	5-5	5840
11	11/11	118-116	@St. Louis	W	6-5	5690
12	11/13	123-106	St. Louis	W	7-5	4679
13	11/14	111-110	@New York	W	8-5	9255
14	11/15	106-122	San Francisco	L	8-6	4710
15	11/17	114-108	@San Francisco	W	9-6	3872
16	11/18	92-90	@LA Lakers	W	10-6	14,829
17	11/20	121-131	@LA Lakers	L	10-7	13,180
18	11/21	111-104	@San Francisco	W	11-7	4091
19	11/25	116-125	@Baltimore	L	11-8	4816
20	11/27	133-112	Philadelphia	W	12-8	7009
21	11/28	98-129	@Boston	L	12-9	10,169
22	11/29	105-95	New York	W	13-9	3840
23	12/1	129-107	Det. (Indianapolis)	W	14-9	6590
24	12/2	115-125	@Detroit	L	14-10	2942
25	12/4	104-90	LA Lakers	W	15-10	4548
26	12/6	124-113	Baltimore (OH)	W	16-10	4261
27	12/9	122-114	@Detroit	W	17-10	2853
28	12/10	101-116	Boston	L	17-11	7391
29	12/12	115-109	@St. Louis	W	18-11	6812
30	12/18	111-107	LA Lakers	W	19-11	4469
31	12/19	133-105	@New York	W	20-11	6059
32	12/25	130-125*	St. Louis	W	21-11	6411
33	12/26	135-125	@Philadelphia	W	22-11	5197
34	12/27	119-126	@Baltimore	L	22-12	3499
35	12/28	113-108	San Francisco	W	23-12	7348
36	1/1	140-124	Baltimore (Cle.)	W	24-12	6071
37	1/3	85-89	Boston	L	24-13	7187
38	1/5	125-116*	@New York	W	25-13	9985
39	1/6	116-102	New York	W	26-13	3205
40	1/8	114-107	Phi. (Dayton, OH)	W	27-13	4585
41	1/9	128-119	@Baltimore	W	28-13	6516
42	1/10	140-114	Detroit	W	29-13	3521
43	1/15	124-106	LA Lakers	W	30-13	4742
44	1/17	98-101	@Boston	L	30-14	7163
45	1/19	103-99	St. Louis	W	31-14	4600
46	1/20	102-90	@Detroit	W	32-14	3513
47	1/23	102-105	Detroit	L	32-15	4817
48	1/24	124-103	San Francisco	W	33-15	6497
49	1/26	115-107	@San Francisco	W	34-15	2739
50	1/27	112-119	@LA Lakers	L	34-16	10,294
51	1/28	90-105	@San Francisco	L	34-17	3335
52	1/29	133-137**	@LA Lakers	L	34-18	13,800
53	1/31	122-127	@Philadelphia	L	34-19	9886
54	2/3	130-99	LA Lakers	W	35-19	3341
55	2/5	113-114	@Boston	L	35-20	7858
56	2/6	122-127	Phi. (Syracuse)	L	35-21	7395
57	2/9	134-121	Boston	W	36-21	7532
58	2/10	112-115*	NY (Detroit)	L	36-22	6793
59	2/11	130-109	Det. (Fort Wayne)	W	37-22	4210
60	2/13	108-106	Philadelphia	W	38-22	9328
61	2/14	99-92	@St. Louis	W	39-22	8185
62	2/16	111-103	St. Louis	W	40-22	6377
63	2/17	114-125	@Baltimore	L	40-23	2953
64	2/21	104-109	@New York	L	40-24	9204
65	2/23	127-131	Baltimore (NY)	L	40-25	12,261
66	2/27	115-117	@Detroit	L	40-26	3120
67	2/28	126-117	NY (Dayton, OH)	W	41-26	4217
68	3/1	110-130	Det. (Columbus, OH)	L	41-27	4131
69	3/2	121-105	San Francisco	W	42-27	2262
70	3/3	108-151	@Baltimore	L	42-28	4157
71	3/5	109-110	Philadelphia	L	42-29	7162
72	3/6	97-93	@San Francisco	W	43-29	2868
73	3/7	104-106	@LA Lakers	L	43-30	11,765
74	3/10	113-137	@St. Louis	L	43-31	5386
75	3/12	118-108	Boston	W	44-31	9261
76	3/14	113-103	@New York	W	45-31	6204
77	3/16	111-102	New York	W	46-31	2912
78	3/18	113-110	Baltimore	W	47-31	4050
79	3/20	125-122	@Philadelphia	W	48-31	4067
80	3/21	99-116	@Boston	L	48-32	9154

* = OT

1962-63 PLAYOFFS

Semifinals (1-3)

March 24	Cincinnati	117	vs.	Philadelphia	119	March 28	Cincinnati	94	vs.	Philadelphia	108
March 26	Cincinnati	121	@	Philadelphia	120	March 31	Cincinnati	112	@	Philadelphia	119

FINAL STATISTICS

PLAYER	G.	MIN.	FGM	FGA	PCT.	FTM	FTA	PCT.	REB.	AST.	PF	DQ	PTS.	AVG.
Oscar Robertson	75	3421	807	1681	.480	665	793	.839	674	861	205	2	2279	30.4
Jerry Lucas	66	2864	558	1121	.498	298	366	.814	1321	157	214	1	1414	21.4
Adrian Smith	80	2745	463	1016	.456	284	342	.830	220	240	199	2	1210	15.1
Jack Twyman	80	2236	479	1081	.443	198	239	.828	383	137	239	4	1156	14.5
Wayne Embry	74	2243	352	772	.456	239	371	.644	741	92	297	10	943	12.7
Enoch Olsen	79	1372	224	512	.438	144	195	.738	333	84	203	5	592	7.5
Tom Hawkins	79	1864	220	538	.409	116	204	.569	475	80	240	4	556	7.0
Harold Hairston	61	736	131	351	.373	110	165	.667	293	27	95	0	372	6.1
Jay Arnette	63	662	91	245	.371	56	75	.747	62	68	125	1	238	3.8
Arlen Bockhorn	19	424	60	157	.382	28	39	.718	55	45	52	1	148	7.8
Tom Thacker	55	470	56	168	.333	23	47	.489	127	41	64	0	135	2.5
George Wilson	39	288	41	155	.265	9	30	.300	102	11	59	0	91	2.3
Royals	80	19325	3482	7797	.447	2170	2866	.757	5387	1843	1992	30	9134	114.2

1965-66 CINCINNATI ROYALS

1957-1972

45-35
3RD - EASTERN DIVISION

Front row — from left to right, Head Coach Jack McMahon, Wayne Embry, Enoch Olsen, Jay Arnett, Oscar Robertson, Flynn Robinson, Nate Bowman. Back Row — from left to right, Jack Twyman, George Wilson, Adrian Smith, Jon McGlocklin, Harold Hairston, Tom Thacker, Jerry Lucas, Tom Hawkins.

G	DATE	SCORE	OPPONENT	W/L	REC.	ATT.
1	10/15	100-111	St. Louis	L	0-1	4645
2	10/16	98-102	@Boston	L	0-2	12,044
3	10/17	144-124	Baltimore	W	1-2	2951
4	10/19	99-100	San Francisco	L	1-3	3750
5	10/28	113-108	Boston	W	2-3	5995
6	10/29	131-121	@Baltimore	W	3-3	2551
7	10/30	114-134	@Philadelphia	L	3-4	7212
8	10/31	113-107	Detroit	W	4-4	3105
9	11/3	122-108	San Francisco	W	5-4	3389
10	11/5	120-114	@Detroit	W	6-4	4525
11	11/6	114-103	@New York	W	7-4	11,502
12	11/10	124-119	New York	W	8-4	4503
13	11/13	135-132	Baltimore	W	9-4	7068
14	11/17	131-115	Philadelphia	W	10-4	7391
15	11/19	103-129	@Boston	L	10-5	8572
16	11/21	120-114	Baltimore (Ind.)	W	11-5	6817
17	11/23	115-118	Detroit (NY)	L	11-6	12,003
18	11/24	112-108	St. Louis	W	12-6	5703
19	11/26	117-113	New York	W	13-6	7851
20	11/27	132-129	@New York	W	14-6	9345
21	11/30	126-120	LA Lakers	W	15-6	5387
22	12/1	105-121	@LA Lakers	L	15-7	9942
23	12/2	119-125	@San Francisco	L	15-8	4862
24	12/3	122-118	@LA Lakers	W	16-8	11,320
25	12/5	108-99	Boston	W	17-8	10,453
26	12/9	109-110	San Fran. (OH)	L	17-9	2270
27	12/10	110-129	LA Lakers	L	17-10	5670
28	12/11	132-135*	Phi. (Syracuse)	L	17-11	6100
29	12/14	112-109	Philadelphia	W	18-11	4601
30	12/15	117-110	@Boston	W	19-11	5097
31	12/18	114-122	@New York	L	19-12	8349
32	12/22	127-129*	@Baltimore	L	19-13	3860
33	12/25	119-113	San Francisco	W	20-13	6752
34	12/26	117-115	@St. Louis	W	21-13	6845
35	12/27	138-116	New York	W	22-13	5130
36	12/29	111-109	LA Lakers	W	23-13	10,004
37	1/1	122-147	@New York	L	23-14	3238
38	1/2	138-107	Baltimore	W	24-14	2660
39	1/3	130-114	St. Louis (Mem.)	W	25-14	6284
40	1/5	117-103	Det. (Dayton, OH)	W	26-14	2038
41	1/6	109-97	Det. (Toledo, OH)	W	27-14	3726
42	1/8	126-115	@Baltimore	W	28-14	5566
43	1/13	107-102	St. Louis (Ind.)	W	29-14	5781
44	1/16	108-106	Detroit	W	30-14	4106
45	1/18	119-108	LA Lakers	W	31-14	4137
46	1/21	96-113	@Boston	L	31-15	11,250
47	1/24	135-112	San Fran. (IN)	W	32-15	5601
48	1/25	113-101	Boston	W	33-15	8719
49	1/28	103-125	@Philadelphia	L	33-16	8110
50	1/29	116-115	St. Louis	W	34-16	4838
51	1/30	98-115	@St. Louis	L	34-17	9719
52	2/1	125-127	@San Francisco	L	34-18	5172
53	2/2	118-119	@LA Lakers	L	34-19	11,432
54	2/4	125-132	@LA Lakers	L	34-20	15,056
55	2/6	117-116	San Fran. (Phoenix)	W	35-20	10,120
56	2/7	118-124	Detroit (Ind.)	L	35-21	4585
57	2/8	128-113	Baltimore	W	36-21	3795
58	2/11	94-113	@Philadelphia	L	36-22	5864
59	2/12	143-116	Detroit	W	37-22	7155
60	2/13	102-104	@St. Louis	L	37-23	7278
61	2/15	136-123	Boston	W	38-23	7811
62	2/18	114-118	@Baltimore	L	38-24	6045
63	2/19	113-124	@New York	L	38-25	9002
64	2/20	133-129	@Detroit	W	39-25	7165
65	2/21	113-107	Phi. (Dayton, OH)	W	40-25	5000
66	2/23	133-140	@LA Lakers	L	40-26	9329
67	2/25	119-125	@San Francisco	L	40-27	4092
68	2/26	112-103	@San Francisco	W	41-27	4627
69	3/1	102-100	Philadelphia	W	42-27	6103
70	3/4	103-107	Philadelphia	L	42-28	8221
71	3/5	149-145*	New York	W	43-28	10,023
72	3/6	137-125	@Detroit	W	44-28	5655
73	3/9	116-119	LA Lakers (Ind.)	L	44-29	6310
74	3/10	120-124	Boston	L	44-30	7434
75	3/12	113-114	St. Louis	L	44-31	7290
76	3/13	106-115	@St. Louis	L	44-32	6857
77	3/15	125-107	NY (Dayton, OH)	W	45-32	2263
78	3/18	105-125	@Baltimore	L	45-33	4547
79	3/19	121-127	@Philadelphia	L	45-34	10,570
80	3/20	104-121	@Boston	L	45-35	13,284

* = OT

1965-66 PLAYOFFS

Semifinals (2-3)

March 23	Cincinnati	107	@	Boston	103	March 27	Cincinnati	113	@	Boston	107
March 26	Cincinnati	125	vs.	Boston	132	March 30	Cincinnati	103	vs.	Boston	120
						April 1	Cincinnati	103	@	Boston	112

FINAL STATISTICS

PLAYER	G.	MIN.	FGM	FGA	PCT.	FTM	FTA	PCT.	REB.	AST.	PF	DQ	PTS.	AVG.
Oscar Robertson	76	3493	818	1723	.475	742	881	.842	586	847	227	1	2378	31.3
Jerry Lucas	79	3517	690	1523	.453	317	403	.787	1668	213	274	5	1697	21.5
Adrian Smith	80	2982	531	1310	.405	408	480	.850	287	256	276	1	1470	18.4
Harold Hairston	72	1794	398	814	.489	220	321	.685	546	44	216	3	1016	14.1
Tom Hawkins	79	2126	273	604	.452	116	209	.555	575	99	274	4	662	8.4
Wayne Embry	80	1882	232	564	.411	141	234	.603	525	81	287	9	605	7.6
Jack Twyman	73	943	224	498	.450	95	117	.812	168	60	122	1	543	7.4
Jon McGlocklin	72	852	153	363	.421	62	79	.785	133	88	77	0	368	5.1
Connie Dierking	57	782	134	322	.416	50	82	.610	245	43	113	0	318	5.6
Tom Thacker	50	478	84	207	.406	15	38	.395	119	61	85	0	183	3.7
George Wilson	47	276	54	138	.391	27	42	.643	98	17	56	0	135	2.9
Art Heyman* (Cin. only)	11	100	15	43	.349	10	17	.588	13	7	19	0	40	3.6
Enoch Olsen* (Cin. only)	4	36	3	8	.375	1	3	.333	13	2	4	0	7	1.8
Jay Arnette* (Cin. only)	3	14	1	6	.167	0	0	.000	0	0	3	0	2	0.7
Royals	80	19272	3610	8123	.444	2204	2906	.758	5599	1818	2033	24	9424	117.8

*Did not finish season with team

1966-67 CINCINNATI ROYALS

1957-1972

39-42
3RD - EASTERN DIVISION

Coach Jack McMahon with, from left to right, Flynn Robinson, Jon McGlocklin, Harold Hairston, Bob Love, Jerry Lucas, Walt Wesley, Connie Dierking, George Wilson, James Ware, Oscar Robertson, Adrian Smith, Freddie Lewis.

G	DATE	SCORE	OPPONENT	W/L	REC.	ATT.
1	10/15	103-99	Detroit	W	1-0	10,060
2	10/18	112-114	@Detroit	L	1-1	5802
3	10/22	123-133*	@St. Louis	L	1-2	4759
4	10/26	116-122	@Baltimore	L	1-3	2639
5	10/27	121-118	St. Louis	W	2-3	4126
6	10/29	115-127	San Francisco	L	2-4	6021
7	11/2	131-129	New York	W	3-4	1309
8	11/4	120-115	@Detroit	W	4-4	8251
9	11/5	99-113	Chicago	L	4-5	4260
10	11/10	112-113*	Boston	L	4-6	5415
11	11/11	119-104	@Baltimore	W	5-6	4009
12	11/12	98-112	Philadelphia	L	5-7	8109
13	11/16	112-124	LA Lakers (OH)	L	5-8	4100
14	11/19	110-134	@Philadelphia	L	5-9	9509
15	11/20	125-123	Baltimore	W	6-9	3553
16	11/22	121-118	@New York	W	7-9	16,995
17	11/23	111-106	Philadelphia	W	8-9	7322
18	11/25	115-109	NY (Cleveland)	W	9-9	9088
19	11/26	87-118	@Boston	L	9-10	12,674
20	11/30	115-119	New York	L	9-11	2870
21	12/3	118-130	LA Lakers	L	9-12	5279
22	12/7	91-119	@Boston	L	9-13	12,513
23	12/9	99-117	Boston	L	9-14	4624
24	12/10	120-123*	@San Francisco	L	9-15	6893
25	12/11	118-119	@LA Lakers	L	9-16	6534
26	12/13	126-112	@San Francisco	W	10-16	3942
27	12/14	126-124	@LA Lakers	W	11-16	6823
28	12/16	120-128	Chicago (Cle.)	L	11-17	4640
29	12/18	138-114	Baltimore	W	12-17	3976
30	12/25	112-124	San Francisco	L	12-18	6172
31	12/26	118-134	@Philadelphia	L	12-19	6017
32	12/27	131-123	Detroit	W	13-19	5114
33	12/29	114-125	LA Lakers	L	13-20	6216
34	12/30	102-107	San Fran. (Cle.)	L	13-21	7853
35	12/31	103-107	@New York	L	13-22	4315
36	1/3	111-116	@Chicago	L	13-23	3037
37	1/7	125-112	Chicago	W	14-23	4161
38	1/8	126-94	@Baltimore	W	15-23	2363
39	1/11	106-102	@Chicago	W	16-23	2807
40	1/13	125-115	LA Lakers (Cle.)	W	17-23	8401
41	1/14	116-105	St. Louis	W	18-23	5236
G	**DATE**	**SCORE**	**OPPONENT**	**W/L**	**REC.**	**ATT.**
42	1/18	106-119	Boston	L	17-24	4331
43	1/19	118-122	@Baltimore	L	17-25	4266
44	1/21	122-108	Detroit	W	19-25	6079
45	1/24	126-118	@New York	W	20-25	7227
46	1/25	132-125	New York	W	21-25	2834
47	1/26	110-118	Detroit (Cle.)	L	21-26	4323
48	1/27	107-110	@Philadelphia	L	21-27	9863
49	1/28	113-112	St. Louis	W	22-27	3503
50	1/29	121-118	San Francisco	W	23-27	9612
51	2/2	131-125	Baltimore (Cle.)	W	24-27	5634
52	2/3	113-118	@Chicago	L	24-28	4175
53	2/4	99-109	@Baltimore	L	24-29	5178
54	2/5	121-137	@Boston	L	24-30	8552
55	2/7	123-138	Boston (Cle.)	L	24-31	10,444
56	2/8	106-118	Philadelphia	L	24-32	4268
57	2/10	133-104	Detroit	W	25-32	4012
58	2/11	132-117	@Detroit	W	26-32	6139
59	2/12	115-118	@St. Louis	L	26-33	7606
60	2/13	123-131	@Philadelphia	L	26-34	7602
61	2/15	127-118	New York	W	27-34	3223
62	2/16	122-110	Detroit (NY)	W	28-34	11,779
63	2/17	118-127	Phi. (Cleveland)	L	28-35	11,036
64	2/18	123-124	@New York	L	28-36	16,627
65	2/20	112-104	St. Louis (K.C.)	W	29-36	6697
66	2/22	102-103	@LA Lakers	L	29-37	9096
67	2/24	137-122	@San Francisco	W	30-37	7051
68	2/25	129-116	@San Francisco	W	31-37	7111
69	2/26	127-141	@LA Lakers	L	31-38	11,411
70	2/28	107-127	Phi. (Syracuse)	L	31-39	7479
71	3/1	122-116	LA Lakers	W	32-39	3529
72	3/3	104-111	@Boston	L	32-40	13,337
73	3/4	109-102	Baltimore	W	33-40	3303
74	3/5	106-113	@Chicago	L	33-41	6513
75	3/6	129-122	St. Louis (Mem.)	W	34-41	3598
76	3/11	147-119	Chicago	W	35-41	4665
77	3/12	119-120	@St. Louis	L	35-42	4235
78	3/13	133-117	@Chicago	W	36-42	4025
79	3/15	112-108	Boston	W	37-42	4848
80	3/16	114-111	St. Louis (Cle.)	W	38-42	5082
81	3/18	127-112	San Francisco	W	39-42	6045

* = OT

1966-67 PLAYOFFS

Semifinals (1-3)

March 21	Cincinnati	120	@	Philadelphia	116	March 24	Cincinnati	106	@	Philadelphia	121
March 22	Cincinnati	102	vs.	Philadelphia	123	March 25	Cincinnati	94	vs.	Philadelphia	112

FINAL STATISTICS

PLAYER	G.	MIN.	FGM	FGA	PCT.	FTM	FTA	PCT.	REB.	AST.	PF	DQ	PTS.	AVG.
Oscar Robertson	79	3468	838	1699	.493	736	843	.873	486	845	226	2	2412	30.5
Jerry Lucas	81	3558	577	1257	.459	284	359	.791	1547	268	280	2	1438	17.8
Adrian Smith	81	2636	502	1147	.438	343	380	.903	205	187	272	0	1347	16.6
Harold Hairston	79	2442	461	962	.479	252	382	.660	631	62	273	5	1174	14.9
Connie Dierking	77	1905	291	729	.399	134	180	.744	603	158	251	7	716	9.3
Flynn Robinson	76	1140	274	599	.457	120	154	.779	133	110	197	3	668	8.8
Jon McGlocklin	60	1194	217	493	.440	74	104	.712	164	93	84	0	508	8.5
Bob Love	66	1074	173	403	.429	93	147	.633	257	49	153	3	439	6.7
Walt Wesley	64	909	131	333	.393	52	123	.423	329	19	161	2	314	4.9
Len Chappell (Cin. only)	54	529	92	224	.411	39	60	.650	151	21	73	0	223	4.1
Freddie Lewis	32	334	60	153	.392	29	41	.707	44	40	49	1	149	4.7
Jim Ware	33	201	30	97	.309	10	17	.588	69	6	35	0	70	2.1
George Wilson* (Cin. only)	12	125	8	41	.195	13	16	.813	43	0	19	0	29	2.4
Royals	81	20223	3654	8137	.449	2179	2806	.777	5198	1858	2073	25	9487	117.4

*Did not finish season with team

1967-68 CINCINNATI ROYALS

1957-1972

39-43
5TH - EASTERN DIVISION

Coach Ed Jucker with ball with — front row, from left to right, Adrian Smith, Oscar Robertson. Back Row — from left to right, John Tresvant, Connie Dierking, Jerry Lucas.

G	DATE	SCORE	OPPONENT	W/L	REC.	ATT.
1	10/17	108-131	@Detroit	L	0-1	6997
2	10/18	122-118	San Francisco	W	1-1	5928
3	10/21	109-107	Chicago	W	2-1	4858
4	10/22	106-94	@Seattle	W	3-1	4116
5	10/24	106-116	@San Francisco	L	3-2	2411
6	10/25	116-132	@LA Lakers	L	3-3	7355
7	10/27	116-113	@San Diego	W	4-3	4632
8	10/29	108-99	@San Diego	W	5-3	2642
9	11/1	96-101	St. Louis	L	5-4	2652
10	11/4	104-106	LA Lakers	L	5-5	5498
11	11/7	103-113	Boston	L	5-6	4086
12	11/8	100-122	@Baltimore	L	5-7	2649
13	11/9	106-123	@New York	L	5-8	14,126
14	11/11	109-108	San Diego	W	6-8	3592
15	11/14	102-122	@Philadelphia	L	6-9	8413
16	11/17	120-119	@Boston	W	7-9	8562
17	11/22	123-122	New York	W	8-9	3047
18	11/24	153-133	Seattle (Cleveland)	W	9-9	3455
19	11/25	123-133	Detroit	L	9-10	5827
20	11/29	99-119	New York	L	9-11	2545
21	12/1	109-123	@Baltimore	L	9-12	2194
22	12/2	110-126	Chicago	L	9-13	2311
23	12/5	104-105	Chi. (Evansville, IN)	L	9-14	3200
24	12/6	107-108	Philadelphia	L	9-15	3005
25	12/8	95-101	@St. Louis	L	9-16	8416
26	12/9	108-104	Boston	W	10-16	4046
27	12/13	136-108	Baltimore	W	11-16	2761
28	12/15	147-130	Detroit (Cle.)	W	12-16	3485
29	12/16	122-110	@Detroit	W	13-16	10,632
30	12/19	118-133	@New York	L	13-17	14,338
31	12/22	117-120	@Boston	L	13-18	10,868
32	12/25	118-112	Seattle	W	14-18	3323
33	12/26	121-126	@Philadelphia	L	14-19	15,003
34	12/27	132-127	LA Lakers	W	15-19	5546
35	12/28	126-122	San Fran. (Cle.)	W	16-19	4199
36	12/29	113-130	@Baltimore	L	16-20	4330
37	1/2	125-119	@New York	W	17-20	12,865
38	1/5	141-142*	@Detroit	L	17-21	8239
39	1/6	109-114	Chicago	L	17-22	2602
40	1/7	134-118	Philadelphia	W	18-22	5610
41	1/9	118-121	Baltimore (NC)	L	18-23	3000
42	1/10	133-117	Baltimore	W	19-23	2136
43	1/11	120-116	Boston (Cle.)	W	20-23	8116
44	1/13	122-116	San Diego	W	21-23	2847
45	1/16	148-121	San Francisco	W	22-23	2411
46	1/18	129-126	San Diego (Cle.)	W	23-23	2506
47	1/20	128-120	Detroit	W	24-23	4811
48	1/25	116-118	LA Lakers (Cle.)	L	24-24	6005
49	1/26	113-123	@Philadelphia	L	24-25	12,337
50	1/27	111-120	St. Louis	L	24-26	6402
51	1/30	121-101	Detroit (NY)	W	25-26	18,499
52	1/31	126-128	New York	L	25-27	2702
53	2/2	125-113	@Chicago	W	26-27	13,575
54	2/3	111-125	St. Louis	L	26-28	4505
55	2/4	100-106	@St. Louis	L	26-29	6108
56	2/5	129-132*	Seattle (Phoenix)	L	26-30	4680
57	2/6	102-146	@LA Lakers	L	26-31	8119
58	2/8	109-126	@San Francisco	L	26-32	3725
59	2/10	101-99	@San Diego	W	27-32	4653
60	2/12	104-112*	Chicago (Cle.)	L	27-33	2425
61	2/13	111-123	St. Louis (Syracuse)	L	27-34	2583
62	2/15	132-119	Seattle	W	28-34	2306
63	2/16	125-91	New York (Cle.)	W	29-34	5308
64	2/17	117-115	Baltimore	W	30-34	5125
65	2/18	107-100	Boston	W	31-34	10,275
66	2/20	110-126	@Boston	L	31-35	12,092
67	2/22	99-112	Baltimore (Cle.)	L	31-36	3844
68	2/23	115-131	@LA Lakers	L	31-37	15,217
69	2/24	114-127	@San Francisco	L	31-38	4942
70	2/27	106-117	@LA Lakers	L	31-39	9060
71	2/29	120-114	@San Diego	W	32-39	3284
72	3/1	122-101	@San Francisco	W	33-39	4760
73	3/3	138-128	@Seattle	W	34-39	8894
74	3/6	108-106	Philadelphia	W	35-39	5022
75	3/7	117-125	Philadelphia (Cle.)	L	35-40	9851
76	3/8	118-129	Detroit	L	35-41	8849
77	3/10	137-111	@Boston	W	36-41	12,290
78	3/11	98-104	@Chicago	L	36-42	5163
79	3/13	142-123	Seattle	W	37-42	4958
80	3/14	102-96	St. Louis (Cle.)	W	38-42	3715
81	3/19	131-130*	@Philadelphia	W	39-42	4601
82	3/20	106-108	@New York	L	39-43	11,862

* = OT

1954-55 PLAYOFFS

Semifinals (1-2)
March 16 Rochester 78 @ Minneapolis 82
March 18 Rochester 94 vs. Minneapolis 92
March 19 Rochester 110 @ Minneapolis 119

FINAL STATISTICS

PLAYER	G.	MIN.	FGM	FGA	PCT.	FTM	FTA	PCT.	REB.	AST.	PF	DQ	PTS.	AVG.
Oscar Robertson	65	2765	660	1321	.500	576	660	.873	391	633	199	2	1896	29.2
Jerry Lucas	82	3619	707	1361	.519	346	445	.778	1560	251	243	3	1760	21.5
Connie Dierking	81	2637	544	1164	.467	237	310	.765	766	191	315	6	1325	16.4
Adrian Smith	82	2783	480	1035	.464	320	386	.829	185	272	259	6	1280	15.6
Harold Hairston* (Cin. only)	48	1625	317	630	.503	203	296	.686	355	58	127	1	837	17.4
Bob Love	72	1068	193	455	.424	78	114	.684	209	55	141	1	464	6.4
Walt Wesley	66	918	188	404	.465	76	152	.500	281	34	168	2	452	6.8
Guy Rodgers (Cin. only)	75	1417	132	372	.355	98	122	.803	136	352	156	1	362	4.8
Bill Dinwiddie	67	871	141	358	.394	62	102	.608	237	31	122	2	344	5.1
John Tresvant (Cin. only)	30	802	121	270	.448	67	106	.632	169	46	105	3	309	10.3
Tom Van Arsdale (Cin.only)	27	682	97	238	.408	87	116	.750	93	76	83	2	281	10.4
Gary Gray	44	276	49	134	.366	7	10	.700	23	26	48	0	105	2.4
Jim Fox* (Cin. only)	31	244	32	79	.405	36	56	.643	95	12	34	0	100	3.2
Len Chappell* (Cin. only)	10	65	15	30	.500	8	10	.800	15	5	6	0	38	3.8
Flynn Robinson* (Cin. only)	2	16	3	10	.300	3	7	.429	4	5	4	0	9	4.5
Al Jackson	2	17	0	3	.000	0	0	.000	0	1	6	0	0	0.0
Royals	82	25338	3679	7864	.468	2204	2892	.762	5129	2048	2016	29	9562	116.6

* Did not finish season with team

1968-69 CINCINNATI ROYALS

1957-1972

41-41
6TH - EASTERN DIVISION

(ON LEFT) Swingman TOM VAN ARSDALE, who would later represent the Royals in the 1970 All-Star Game, averaged 19.4 ppg and 4.6 rpg in 1968-69.

(ON RIGHT) On May 9, 1969, Boston Celtics Hall of Famer BOB COUSY became the seventh head coach in franchise history, replacing Ed Jucker.

G	DATE	SCORE	OPPONENT	W/L	REC.	ATT.
1	10/16	125-110	@Atlanta	W	1-0	5606
2	10/19	127-115	Detroit	W	2-0	5130
3	10/22	107-103	LA Lakers	W	3-0	4310
4	10/23	101-108	@Boston	L	3-1	10,036
5	10/26	92-98	@New York	L	3-2	9986
6	10/30	118-114	New York	W	4-2	3739
7	11/1	132-114	Milwaukee	W	5-2	2324
8	11/2	119-113	@Philadelphia	W	6-2	10,199
9	11/6	133-122	Chicago Bulls	W	7-2	2328
10	11/9	110-104	@Chicago Bulls	W	8-2	6312
11	11/12	126-115	@Baltimore	W	9-2	5525
12	11/13	111-115	Baltimore	L	9-3	5497
13	11/14	110-101	@New York	W	10-3	9214
14	11/15	105-116	@Boston	L	10-4	9318
15	11/16	130-125	Atlanta	W	11-4	5027
16	11/19	107-121	@Detroit	L	11-5	5438
17	11/20	113-107	San Francisco	W	12-5	2557
18	11/23	105-120	Philadelphia	L	12-6	7103
19	11/27	91-94	@Atlanta	L	12-7	3393
20	11/29	122-112	Detroit (Cle.)	W	13-7	5318
21	11/30	109-126	Atlanta	L	13-8	3706
22	12/3	129-127	@Baltimore	W	14-8	3725
23	12/7	114-117*	Boston	L	14-9	5744
24	12/8	120-115	New York (Cle.)	W	15-9	3501
25	12/10	107-96	@Milwaukee	W	16-9	3780
26	12/11	116-110	San Diego	W	17-9	3571
27	12/13	130-123*	Phoenix (Cle.)	W	18-9	2114
28	12/14	121-115	Milwaukee	W	19-9	2002
29	12/15	119-101	Phoenix (Omaha)	W	20-9	5886
30	12/17	108-112	@LA Lakers	L	20-10	9092
31	12/18	114-123	@Phoenix	L	20-11	3462
32	12/21	124-132	@San Diego	L	20-12	4596
33	12/25	103-98	Chicago Bulls	W	21-12	4502
34	12/26	96-104	@Chicago Bulls	L	21-13	2617
35	12/28	123-128	Philadelphia	L	21-14	3397
36	12/31	114-112	@Boston	W	22-14	7069
37	1/1	101-106	San Fran. (Cle.)	L	22-15	2505
38	1/2	113-109	Mil. (Madison, WI)	W	23-15	3116
39	1/3	125-130	Baltimore	L	23-16	5572
40	1/6	106-104	Chicago (Omaha)	W	24-16	8295
41	1/7	101-116	Milwaukee	L	24-17	1652
42	1/9	110-119	Seattle (Cle.)	L	24-18	2017
43	1/11	115-118	@Detroit	L	24-19	5651
44	1/12	111-113	Detroit	L	24-20	5041
45	1/16	120-109	San Diego (Cle.)	W	25-20	4281
46	1/17	107-128	@LA Lakers	L	25-21	15,157
47	1/19	117-132	@LA Lakers	L	25-22	13,469
48	1/21	113-107*	@San Francisco	W	26-22	3381
49	1/26	113-126	LA Lakers (Cle.)	L	26-23	9765
50	1/28	100-107	San Francisco	L	26-24	2827
51	1/30	116-115	Phi. (Syracuse)	W	27-24	6128
52	1/31	101-116	@Boston	L	27-25	8463
53	2/1	111-96	Seattle	W	28-25	6114
54	1/4	125-114	Detroit (Houston)	W	29-25	41,163
55	2/5	93-110	@San Diego	L	29-26	4685
56	2/6	124-103	Phoenix (Tucson, AZ)	W	30-26	3849
57	2/7	97-102	@Seattle	L	30-27	7350
58	2/8	117-116	@San Francisco	W	31-27	14,112
59	2/11	112-129	Phi. (Cleveland)	L	31-28	3737
60	2/12	114-118	San Diego	L	31-29	3733
61	2/15	111-101	@Chicago Bulls	W	32-29	7117
62	2/16	113-125	Phoenix	L	32-30	3922
63	2/17	117-112	@Baltimore	W	33-30	7456
64	2/18	123-124	Atlanta (Cle.)	L	33-31	6287
65	2/19	110-100	New York	W	34-31	4109
66	2/23	109-126	Baltimore	L	34-32	7145
67	2/25	119-120	Philadelphia	L	34-33	3820
68	2/27	112-127	@San Diego	L	34-34	6463
69	2/28	115-131	@San Francisco	L	34-35	4144
70	3/1	122-134	@Seattle	L	34-36	9477
71	3/3	113-107	@Seattle	W	35-36	4028
72	3/4	141-122	@Phoenix	W	36-36	3165
73	3/6	112-110	@Milwaukee	W	37-36	9242
74	3/7	105-114	@Detroit	L	37-37	4850
75	3/9	107-134	@Atlanta	L	37-38	6254
76	3/13	120-110	Boston	W	38-38	4531
77	3/14	128-130*	Baltimore (Cle.)	L	38-39	11,082
78	3/15	108-121	@New York	L	38-40	19,500
79	3/19	136-128*	LA Lakers	W	39-40	4376
80	3/21	119-145	Boston (Cle.)	L	39-41	6765
81	3/22	134-127	Seattle	W	40-41	2534
82	3/24	125-119	@Philadelphia	W	41-41	12,131

* = OT

FINAL STATISTICS

PLAYER	G.	MIN.	FGM	FGA	PCT.	FTM	FTA	PCT.	REB.	AST.	PF	DQ	PTS.	AVG.
Oscar Robertson	79	3461	656	1351	.486	643	767	.838	502	772	231	2	1955	24.7
Tom Van Arsdale	77	3059	547	1233	.444	398	533	.747	356	208	300	6	1492	19.4
Jerry Lucas	74	3075	555	1007	.551	247	327	.755	1360	306	206	0	1357	18.3
Connie Dierking	82	2540	546	1232	.443	243	319	.762	739	222	305	9	1335	16.3
Adrian Smith	73	1336	243	562	.432	217	269	.807	105	127	166	1	703	9.6
Walt Wesley	82	1334	245	534	.459	134	207	.647	403	47	191	0	624	7.6
John Tresvant* (Cin. only)	51	1681	239	531	.450	130	223	.583	419	103	193	5	608	11.9
Fred Hetzel (Cin. only)	31	685	140	287	.488	88	105	.838	140	29	94	3	368	11.9
Al Tucker (Cin. only)	28	626	126	265	.475	49	73	.671	122	19	75	2	301	10.8
Bill Dinwiddie	69	1028	124	352	.352	45	87	.517	242	55	146	0	293	4.2
Fred Foster	56	497	74	193	.383	43	66	.652	61	36	49	0	191	3.4
Pat Frink	48	363	50	147	.340	23	29	.793	41	55	54	1	123	2.6
Don Smith* (Cin. only)	20	108	18	43	.419	2	7	.286	31	4	17	0	38	1.9
Doug Sims	4	12	2	5	.400	0	0	.000	4	0	4	0	4	1.0
Royals	82	24357	3565	7742	.460	2262	3012	.751	4525	1983	2031	29	9392	114.5

* Did not finish season with team

1969-70 CINCINNATI ROYALS

1957-1972

36-46
5TH - EASTERN DIVISION

Head Coach Bob Cousy (kneeling) with, from left to right, Connie Dierking, Johnny Green, Tom Van Arsdale.

G	DATE	SCORE	OPPONENT	W/L	REC.	ATT.
1	10/15	89-94	New York	L	0-1	5299
2	10/17	110-108	@Boston	W	1-1	13,755
3	10/18	123-134	Philadelphia	L	1-2	4744
4	10/22	109-116	LA Lakers	L	1-3	4713
5	10/24	126-131*	@Baltimore	L	1-4	5720
6	10/25	109-98	@Philadelphia	W	2-4	7509
7	10/30	104-106	@Phoenix	L	2-5	6699
8	10/31	121-129	@Seattle	L	2-6	4016
9	11/1	97-120	@San Francisco	L	2-7	7851
10	11/2	124-116	@LA Lakers	W	3-7	9947
11	11/5	133-120	San Diego	W	4-7	3281
12	11/6	109-130	San Francisco	L	4-8	3365
13	11/8	130-121	Baltimore	W	5-8	5532
14	11/12	116-107	Boston	W	6-8	4044
15	11/15	104-105	Detroit	L	6-9	4331
16	11/18	94-112	@New York	L	6-10	19,500
17	11/19	103-116	LA Lakers	L	6-11	3412
18	11/21	133-119	Chicago	W	7-11	3450
19	11/23	137-123	Phoenix	W	8-11	2866
20	11/24	129-104	@Milwaukee	W	9-11	7027
21	11/28	105-106	New York (Cle.)	L	9-12	10,438
22	11/29	111-128	@Atlanta	L	9-13	5482
23	11/30	115-107	Philadelphia	W	10-13	4774
24	12/2	107-129	@Baltimore	L	10-14	3662
25	12/3	117-118	Seattle	L	10-15	2456
26	12/5	156-127	Atlanta	W	11-15	3428
27	12/6	102-120	@Philadelphia	L	11-16	8128
28	12/9	103-101	@New York	W	12-16	18,877
29	12/10	122-121	Philadelphia	W	13-16	3102
30	12/11	116-119*	@Detroit	L	13-17	2888
31	12/13	110-126	@Phoenix	L	13-18	5786
32	12/14	137-130**	@Phoenix	W	14-18	7075
33	12/17	104-117	@Seattle	L	14-19	4472
34	12/19	117-109	@LA Lakers	W	15-19	11,193
35	12/20	111-126	@San Diego	L	15-20	4622
36	12/25	120-124*	San Francisco	L	15-21	4548
37	12/26	130-110	Atlanta (Cle.)	W	16-21	5629
38	12/27	112-110*	Milwaukee	W	17-21	11,665
39	12/29	110-103	@Detroit	W	18-21	5501
40	12/30	125-120	San Diego	W	19-21	5315
41	1/2	116-118	@Baltimore	L	19-22	4613
42	1/3	104-102	@Atlanta	W	20-22	5043
43	1/4	129-128	Baltimore	W	21-22	2861
44	1/6	128-124	Phoenix	W	22-22	3426
45	1/7	119-138	@Milwaukee	L	22-23	8058
46	1/11	118-125	Phoenix (Omaha)	L	22-24	6129
47	1/13	92-112	Milwaukee (Cle.)	L	22-25	11,197
48	1/15	120-130	@Chicago	L	22-26	7512
49	1/16	100-117	Atl. (Columbia, SC)	L	22-27	5204
50	1/18	116-141	@Philadelphia	L	22-28	6915
51	1/22	111-104	Boston	W	23-28	4045
52	1/24	109-125	@Milwaukee	L	23-29	10,746
53	1/25	129-122	Baltimore	W	24-29	3838
54	1/26	116-115	Chicago	W	25-29	6125
55	1/28	114-126	Milwaukee	L	25-30	8187
56	1/30	103-108	@Boston	L	25-31	6696
57	1/31	117-115	Detroit	W	26-31	4313
58	2/1	108-115	@Chicago	L	26-32	11,107
59	2/3	114-124	LA Lakers (Cle.)	L	26-33	6001
60	2/4	115-121	Seattle	L	26-34	2805
61	2/6	92-135	New York	L	26-35	7083
62	2/7	114-121	@New York	L	26-36	19,500
63	2/8	117-130	@Boston	L	26-37	9134
64	2/10	117-115	@Detroit	W	27-37	2158
65	2/11	124-113	Detroit (Omaha)	W	28-37	3546
66	2/13	128-110	@San Francisco	W	28-37	4632
67	2/15	123-150	@San Diego	L	28-38	4152
68	2/18	125-139	Atlanta (Mem.)	L	28-39	5711
69	2/21	127-119	Chicago	W	29-39	9551
70	2/22	136-116	Philadelphia	W	30-39	3913
71	3/1	114-120	@Milwaukee	L	30-40	10,746
72	3/2	110-118	Baltimore (Mem.)	L	30-41	4858
73	3/4	127-125	@San Diego	W	31-41	3428
74	3/6	122-126	@Seattle	L	31-42	13,102
75	3/7	121-119	@San Francisco	W	32-42	6128
76	3/8	116-144	@LA Lakers	L	33-43	14,229
77	3/11	127-144	Boston	L	33-44	3354
78	3/12	165-151	San Diego	W	34-44	2695
79	3/15	116-113	Seattle	W	35-44	9640
80	3/16	140-142*	Chicago (Omaha)	L	35-45	3652
81	3/20	111-118	San Francisco	L	35-46	8416
82	3/21	136-120	@New York	W	36-46	19,500

* = OT

FINAL STATISTICS

PLAYER	G.	MIN.	FGM	FGA	PCT.	FTM	FTA	PCT.	REB.	AST.	PF	DQ	PTS.	AVG.
Oscar Robertson	69	2865	647	1267	.511	454	561	.809	422	558	175	1	1748	25.3
Tom Van Arsdale	71	2544	620	1376	.451	381	492	.774	463	155	247	3	1621	22.8
Connie Dierking	76	2448	521	1243	.419	230	306	.752	624	169	275	7	1272	16.7
Johnny Green	78	2278	481	860	.559	254	429	.592	841	112	268	6	1216	15.6
Fred Foster	73	2077	461	1026	.449	176	243	.724	310	107	209	2	1098	14.8
Jerry Lucas* (Cin. only)	4	118	18	35	.514	5	7	.714	45	9	5	0	41	10.3
Norm Van Lier	81	2895	302	749	.403	166	224	.741	409	500	329	18	770	9.5
Luther Rackley	66	1256	190	423	.449	124	195	.636	378	56	204	5	504	7.6
Herm Gilliam	57	1161	179	441	.406	68	91	.747	215	178	163	6	426	7.5
Bill Turner (Cin. only)	69	1095	188	451	.417	118	157	.752	290	42	187	3	494	7.2
Adrian Smith* (Cin. only)	32	453	60	148	.405	52	60	.867	33	45	56	0	172	5.4
Wally Anderzunas	44	370	65	166	.392	29	46	.630	82	9	47	1	159	3.9
Jim King (Cin. only)	31	286	34	83	.410	22	27	.815	46	42	39	0	90	2.9
Bob Cousy	7	34	1	3	.333	3	3	1.000	5	10	11	0	5	0.7
Royals	82	20662	3767	8271	.455	2082	2841	.733	4163	1992	2215	52	9616	117.3

*Did not finish season with team

1970-71 CINCINNATI ROYALS

1957-1972

33-49
3RD - CENTRAL DIVISION

Front row — from left to right, Connie Dierking, Charles Paulk, Assistant Coach Draff Young, Executive Vice President and General Manager Joe Axelson, Head Coach Bob Cousy, Greg Hyder, Sam Lacey. Back row — from left to right, Trainer Joe Keefe, Norm Van Lier, Johnny Green, Nate Williams, Tom Van Arsdale, Darrell Imhoff, Moe Barr, Nate Archibald, Equipment Manager Richard Morgan.

G	Date	Score	Opponent	W/L	Rec.	Att.
1	10/14	104-128	New York	L	0-1	4658
2	10/17	105-123	Philadelphia	L	0-2	2482
3	10/21	105-117	Baltimore	L	0-3	2114
4	10/23	126-131	@Boston	L	0-4	4910
5	10/24	103-115	@New York	L	0-5	17,222
6	10/26	126-107	Atlanta	W	1-5	2278
7	10/28	131-118	Seattle	W	2-5	1623
8	10/30	125-110	@Cleveland	W	3-5	3199
9	10/31	100-121	Milwaukee	L	3-6	9634
10	11/3	112-115	@Detroit	L	3-7	5354
11	11/4	115-133	Phoenix	L	3-8	2091
12	11/7	122-140	Boston	L	3-9	3538
13	11/10	138-121	@Portland	W	4-9	5166
14	11/11	120-127	@San Diego	L	4-10	4453
15	11/12	121-107	@San Francisco	W	5-10	2388
16	11/13	109-115	@Phoenix	L	5-11	9802
17	11/18	107-128	Chicago	L	5-12	6128
18	11/19	106-98	@New York	W	6-12	16,073
19	11/21	114-102	Detroit	W	7-12	3312
20	11/25	120-138	San Diego	L	7-13	2790
21	11/27	113-109	@Philadelphia	W	8-13	10,394
22	11/28	105-86	Cleveland	W	9-13	2614
23	12/2	111-119	Seattle	L	9-14	1823
24	12/5	106-131	Philadelphia	L	9-15	2821
25	12/6	118-126	@Baltimore	L	9-16	2645
26	12/7	124-113	San Fran. (Omaha)	W	10-16	2765
27	12/9	118-106	Atlanta	W	11-16	2770
28	12/12	114-95	Cleveland	W	12-16	1833
29	12/16	102-118	LA Lakers	L	12-17	9141
30	12/18	122-137	@Chicago	L	12-18	10,293
31	12/19	119-110	Milwaukee	W	13-18	5071
32	12/20	135-136**	Detroit (Omaha)	L	13-19	2734
33	12/23	120-115	Baltimore	W	14-19	2614
34	12/25	117-100	Cleveland	W	15-19	2713
35	12/26	130-118	@Atlanta	W	16-19	5320
36	12/28	114-137	@Mil. (Madison, WI)	L	16-20	8485
37	12/30	115-119	Detroit	L	16-21	5284
38	1/2	115-103	@Buffalo	W	17-21	3198
39	1/5	146-112	LA Lakers (Omaha)	W	18-21	8156
40	1/6	133-128*	Portland	W	19-21	2279
41	1/8	109-115	@Detroit	L	19-22	4978
42	1/9	110-114	Seattle	L	19-23	3879
43	1/14	120-126	LA Lakers (Toronto)	L	19-24	11,589
44	1/15	116-135	@Milwaukee	L	19-25	10,746
45	1/16	114-113	Buffalo	W	20-25	2397
46	1/18	99-118	Phoenix (Omaha)	L	20-26	3149
47	1/19	108-116	@San Francisco	L	20-27	2816
48	1/20	126-114	@Phoenix	W	21-27	5586
49	1/22	131-132*	@Seattle	L	21-28	12,657
50	1/24	131-142	@LA Lakers	L	21-29	12,543
51	1/27	115-113	Baltimore	W	22-29	3608
52	1/29	118-145	@Baltimore	L	22-30	4693
53	1/30	116-110	San Diego	W	23-30	3176
54	1/31	99-131	@Chicago	L	23-31	10,096
55	2/2	108-115	@New York	L	23-32	18,338
56	2/3	134-115	Boston	W	24-32	2456
57	2/5	110-114	@Boston	L	24-33	4012
58	2/6	109-118	Philadelphia	L	24-34	5022
59	2/7	118-121	@Atlanta	L	24-35	6053
60	2/11	101-119	@Seattle	L	24-36	13,012
61	2/12	119-133	@San Francisco	L	24-37	4799
62	2/13	116-120	@San Diego	L	24-38	4258
63	2/14	113-125	@LA Lakers	L	24-39	13,523
64	2/16	109-102	Port. (Eugene, OR)	W	25-39	9300
65	2/17	117-133	@Phoenix	L	25-40	8006
66	2/19	109-125	@Cleveland	L	25-41	3896
67	2/20	120-94	Buffalo	W	26-41	4161
68	2/24	105-125	New York	L	26-42	5142
69	2/26	111-135	@Milwaukee	L	26-43	10,746
70	2/28	121-131	@Philadelphia	L	26-44	10,109
71	3/1	94-98	Chi. (Las Cruces, NM)	L	26-44	9097
72	3/3	133-132*	@Baltimore	W	27-45	4501
73	3/5	117-111	Portland (Omaha)	W	28-45	2098
74	3/7	112-122	@Atlanta	L	28-46	7192
75	3/10	120-118*	New York	W	29-46	6613
76	3/12	124-108	Boston (Omaha)	W	30-46	6158
77	3/13	136-127	Atlanta	W	31-46	12,530
78	3/14	115-103	@Cleveland	W	32-46	3261
79	3/16	113-102	@Buffalo	W	33-46	11,248
80	3/17	92-110	San Francisco	L	33-47	5064
81	3/19	127-147	@Philadelphia	L	33-48	15,244
82	3/21	110-135	@Boston	L	33-49	6550

* = OT

FINAL STATISTICS

PLAYER	G.	MIN.	FGM	FGA	PCT.	FTM	FTA	PCT.	REB.	AST.	PF	DQ	PTS.	AVG.
Tom Van Arsdale	82	3146	749	1642	.456	377	523	.721	499	181	294	3	1875	22.9
Johnny Green	75	2147	502	855	.587	248	402	.617	656	89	233	7	1252	16.7
Norm Van Lier	82	3324	478	1138	.420	359	440	.816	583	832	343	12	1315	16.0
Nate Archibald	82	2867	486	1095	.444	336	444	.757	242	450	218	2	1308	16.0
Sam Lacey	81	2648	467	1117	.418	156	227	.687	913	117	270	8	1090	13.5
Flynn Robinson	71	1368	374	817	.458	195	228	.855	143	138	161	0	943	13.3
Charles Paulk	68	1213	274	637	.430	79	131	.603	320	27	186	6	627	9.2
Darrall Imhoff	34	826	119	258	.461	37	73	.507	233	79	120	5	275	8.1
Fred Foster* (Cin. only)	1	21	3	8	.375	1	3	.333	4	0	2	0	7	7.0
Connie Dierking* (Cin. only)	1	23	3	16	.188	0	0	.000	7	1	5	0	6	6.0
Bob Arnzen	55	594	128	277	.462	45	52	.865	152	24	54	0	301	5.5
Greg Hyder	77	1359	183	409	.477	51	71	.718	332	48	187	2	417	5.4
Moe Barr	31	145	25	62	.403	11	13	.846	20	28	27	0	61	2.0
Tom Black (Cin. only)	16	100	10	33	.303	6	15	.400	34	2	20	0	26	1.6
Willie Williams (Cin. only)	9	49	4	10	.400	0	0	.000	13	6	6	0	8	0.9
Royals	82	20040	3805	8374	.454	1901	2622	.725	4151	2022	2126	45	9511	116.0
Opponents	82	20040	3795	8130	.467	2184	2991	.730	4675	2050	1979	37	9774	119.2

* Did not finish season with team

1971-72 CINCINNATI ROYALS

30-52
3RD - CENTRAL DIVISION

Front row — from left to right, Sam Lacey, Darrell Imhoff. Back row — from left to right, Matt Guokas, Johnny Green, Ken Durrett, Nate Williams.

G	Date	Score	Opponent	W/L	Rec.	Att.
1	10/12	127-113	Atlanta	W	1-0	5124
2	10/19	100-101	Seattle	L	1-1	2967
3	10/23	100-104	@Portland	L	1-2	6603
4	10/24	101-119	@Seattle	L	1-3	10,318
5	10/26	99-126	@Phoenix	L	1-4	6901
6	10/29	107-119	@LA Lakers	L	1-5	12,442
7	10/30	112-116	@Golden State	L	1-6	3178
8	11/3	124-100	Philadelphia	W	2-6	2549
9	11/6	110-95	Phoenix	W	3-6	3076
10	11/8	109-120	Boston (Omaha)	L	3-7	6035
11	11/10	99-85	New York	W	4-7	3483
12	11/13	110-101	Golden State	W	5-7	4058
13	11/16	98-102	@Buffalo	L	5-8	4507
14	11/17	103-113	Baltimore	L	5-9	2240
15	11/19	110-106	@Boston	W	6-9	9415
16	11/23	110-125	@New York	L	6-10	18,778
17	11/24	114-112	Portland	W	7-10	2621
18	11/26	114-128	@Cleveland	L	7-11	6219
19	11/27	81-114	Milwaukee	L	7-12	8858
20	11/30	118-103	@Baltimore	W	8-12	2379
21	12/1	101-109	Chicago	L	8-13	2207
22	12/3	82-120	@Milwaukee	L	8-14	9169
23	12/4	98-100	Seattle	L	8-15	2643
24	12/7	91-115	@Buffalo	L	8-16	4619
25	12/8	109-115	Philadelphia	L	8-17	1827
26	12/10	113-106*	@Philadelphia	W	9-17	8252
27	12/11	103-95	Cleveland	W	10-17	2196
28	12/12	83-96	Boston	L	10-18	1885
29	12/15	108-127	Phoenix	L	10-19	2038
30	12/16	101-107	@Detroit	L	10-20	1931
31	12/18	116-126	Houston	L	10-21	1722
32	12/19	99-101	@Atlanta	L	10-22	7192
33	12/22	103-106	Atlanta	L	10-23	3059
34	12/25	94-99	Boston	L	10-24	3321
35	12/28	87-119	@Baltimore	L	10-25	4502
36	12/29	102-107	Golden State	L	10-26	8543
37	1/1	94-104	@New York	L	10-27	18,865
38	1/5	106-115	Milwaukee	L	10-28	4007
39	1/7	132-151	@Detroit	L	10-29	3548
40	1/8	87-97	Buffalo	L	10-30	2459
41	1/9	104-108*	@Chicago	L	10-31	5845
42	1/11	109-107*	@Buffalo	W	11-31	5866
43	1/12	108-107	LA Lakers	W	12-31	5231
44	1/14	126-102	Atlanta	W	13-31	3908
45	1/16	128-108	Cle. (Las Cruces, NM)	W	14-31	3980
46	1/20	87-104	Houston	L	14-32	3057
47	1/22	113-96	Cleveland	W	15-32	2597
48	1/23	101-132	@Baltimore	L	15-33	2779
49	1/26	102-113	@Philadelphia	L	15-34	4320
50	1/28	124-132	Baltimore	L	15-35	3792
51	1/29	120-118	@Cleveland	W	16-35	4222
52	2/2	116-105	New York	W	17-35	3666
53	2/4	109-122	@Boston	L	17-36	7608
54	2/5	133-132*	Detroit	W	18-36	2999
55	2/6	94-119	@Chicago	L	18-37	15,130
56	2/8	100-104	@Portland	L	18-38	8334
57	2/10	96-118	@Seattle	L	18-39	7523
58	2/12	95-117	@Phoenix	L	18-40	10,766
59	2/13	111-112	@Houston	L	18-41	2933
60	2/15	118-125	@LA Lakers	L	18-42	15,161
61	2/17	97-111	Milwaukee	L	18-43	4480
62	2/18	109-133	@Cleveland	L	18-44	4623
63	2/19	112-92	Cleveland	W	19-45	2730
64	2/20	101-92	@Atlanta	W	20-45	6067
65	2/23	110-106	Portland	W	21-45	2327
66	2/24	108-97	Buffalo (Dayton, OH)	W	22-45	2422
67	2/25	88-109	@LA Lakers	L	22-46	17,036
68	2/26	106-122	@Seattle	L	22-46	13,089
69	2/29	120-128	@Golden State	L	22-47	5670
70	3/1	96-108	Houston (El Paso, TX)	L	22-48	8259
71	3/5	125-114	@Boston	W	23-48	5630
72	3/8	122-105	Phoenix	W	24-48	2387
73	3/10	104-100	Chicago	W	25-48	8487
74	3/12	117-106	Golden State	W	26-48	2416
75	3/15	116-121	LA Lakers	L	26-49	5516
76	3/18	106-115	@Atlanta	L	26-50	6831
77	3/19	136-105	Buffalo	W	27-50	3120
78	3/21	117-120	@Detroit	L	27-51	3035
79	3/22	135-130	Detroit	W	28-51	3459
80	3/24	132-114	Baltimore	W	29-51	4022
81	3/25	95-119	@Milaukee	L	29-52	10,746
82	3/26	135-122	@Cleveland	W	30-52	10,289

* = OT

FINAL STATISTICS

PLAYER	G.	MIN.	FGM	FGA	PCT.	FTM	FTA	PCT.	REB.	AST.	PF	DQ	PTS.	AVG.
Nate Archibald	76	3272	734	1511	.486	677	824	.822	222	701	198	3	2145	28.2
Tom Van Arsdale	73	2598	550	1205	.456	299	396	.755	350	198	241	1	1399	19.2
Jim Fox (Cin. only)	71	2047	334	735	.454	207	269	.770	659	80	236	8	875	12.3
Nate Williams	81	2173	418	968	.432	127	172	.738	372	174	300	11	963	11.9
Sam Lacey	81	2832	410	972	.422	119	169	.704	968	173	284	6	939	11.6
John Mengelt	78	1438	287	605	.474	208	252	.825	148	146	163	0	782	10.0
Johnny Green	82	1914	331	582	.569	141	250	.564	560	120	238	5	803	9.8
Matt Guokas	61	1975	191	385	.496	64	83	.771	142	321	150	0	446	7.3
Norm Van Lier* (Cin. only)	10	275	28	90	.311	17	22	.773	58	51	32	1	73	7.3
Jake Jones (Cin. only)	11	161	22	54	.407	13	21	.619	20	10	19	0	57	5.2
Ken Durrett	19	233	31	79	.392	21	28	.750	39	14	41	0	83	4.4
Gil McGregor	42	532	66	182	.363	39	56	.696	148	18	120	4	171	4.1
Fred Taylor (Cin. only)	21	214	30	90	.333	11	19	.579	37	11	32	0	71	3.4
Darrall Imhoff* (Cin. only)	9	76	10	29	.345	3	8	.375	27	2	22	1	23	2.6
Sid Catlett	9	40	2	9	.222	2	9	.222	4	1	3	0	6	0.7
Royals	82	19780	3444	7496	.459	1948	2578	.756	3754	2020	2079	40	8836	107.8
Opponents	82	19780	3537	7588	.466	2093	2829	.740	4228	2028	1971	36	9167	111.8

* Did not finish season with team

1972-73 KANSAS CITY-OMAHA KINGS



36-46
4TH - MIDWEST DIVISION

(ON LEFT) Hall of Fame guard NATE "TINY" ARCHIBALD became the first player in NBA history to lead the league in scoring (34.0 ppg) and assists (11.4 apg) in 1972-73.

(ON RIGHT) Center SAM LACEY, who would play a franchise-record 888 games over an 11-year career with the Royals-Kings, averaged 13.5 ppg and 11.8 rpg in 1972-73.

G	DATE	SCORE	OPPONENT	W/L	REC.	ATT.
1	10/11	94-129	LA Lakers (Omaha)	L	0-1	8373
2	10/14	113-101	Detroit	W	1-1	5810
3	10/19	83-94	Baltimore	L	1-2	4064
4	10/21	108-101	Atlanta	W	2-2	6249
5	10/24	94-114	LA Lakers	L	2-3	8440
6	10/26	107-114	Milwaukee	L	2-4	7776
7	10/28	113-102	@Buffalo	W	3-4	6164
8	10/29	97-115	@Cleveland	L	3-5	2822
9	10/31	95-104	@Chicago	L	3-6	6844
10	11/1	85-122	New York (Omaha)	L	3-7	5866
11	11/3	114-101	@Philadelphia	W	4-7	3792
12	11/4	118-107	@Boston	W	5-7	8836
13	11/8	125-107	Phi. (Omaha)	W	6-7	2416
14	11/10	111-106	@Seattle	W	7-7	8156
15	11/12	100-102	@Portland	L	7-8	8698
16	11/14	106-100	Buffalo (Omaha)	W	8-8	2009
17	11/15	106-97	Seattle	W	9-8	4464
18	11/17	115-96	Cleveland	W	10-8	5080
19	11/18	127-117	Houston (Omaha)	W	11-8	2964
20	11/21	101-96	Phoenix	W	12-8	5075
21	11/24	106-115	@Milwaukee	L	12-9	10,746
22	11/25	114-133	Golden State	L	12-10	7843
23	11/28	92-91	@Chicago	W	13-10	8484
24	11/29	110-102	Portland	W	14-10	5518
25	12/1	97-106*	Chicago	L	14-11	6289
26	12/2	114-109	@Houston	W	15-11	3572
27	12/5	103-125	@New York	L	15-12	19,694
28	12/6	117-122	@Philadelphia	L	15-13	2897
29	12/8	100-113	@Detroit	L	15-14	5506
30	12/9	112-120	@Baltimore	L	15-15	1828
31	12/10	130-115	Atlanta	W	16-15	7002
32	12/12	100-99	Cleveland (Omaha)	W	17-15	2487
33	12/15	140-132*	Detroit (Omaha)	W	18-15	3816
34	12/17	102-112	@Phoenix	L	18-16	6537
35	12/18	113-95	Portland	W	19-16	4099
36	12/19	102-119	@Atlanta	L	19-17	5418
37	12/20	121-110	Seattle (Omaha)	W	20-17	3745
38	12/22	90-118	Boston	L	20-18	9705
39	12/25	99-104	Milwaukee	L	20-19	8605
40	12/26	103-117	@Chicago	L	20-20	9218
41	12/29	92-123	@LA Lakers	L	20-21	17,162
42	12/30	107-113	@Golden State	L	20-22	6183
43	1/2	87-104	@Portland	L	20-23	5549
44	1/3	100-107	@Seattle	L	20-24	10,266
45	1/5	103-100	Detroit	W	21-24	4425
46	1/6	112-118	Phoenix (Omaha)	L	21-25	5331
47	1/9	115-116*	New York	L	21-26	7268
48	1/10	102-100	Chicago (Omaha)	W	22-26	3479
49	1/11	109-108	Golden State	W	23-26	4425
50	1/12	98-117	@Milwaukee	L	23-27	10,725
51	1/15	135-108	Philadelphia	W	24-27	4470
52	1/16	122-125	Seattle	L	24-28	4468
53	1/18	119-96	@Phoenix	W	25-28	8117
54	1/21	102-123	@LA Lakers	L	25-29	15,187
55	1/25	115-129	@Golden State	L	25-30	6115
56	1/27	126-129	@Atlanta	L	25-31	7163
57	2/1	98-96	Golden St. (Omaha)	W	26-31	6931
58	2/3	105-97	@Portland	W	27-31	9394
59	2/4	120-98	@Seattle	W	28-31	11,140
60	2/6	107-114	@Chicago	L	28-32	12,091
61	2/7	105-98	Milwaukee	W	29-32	10,242
62	2/9	121-116	@Houston	W	30-32	5123
63	2/10	101-102	Chicago	L	30-33	10,020
64	2/13	132-118	Houston	W	31-33	10,359
65	2/14	101-104	Boston (Omaha)	L	31-34	9736
66	2/17	104-111	@Milwaukee	L	31-35	10,746
67	2/18	100-144	@Detroit	L	31-36	6705
68	2/20	106-113	@Buffalo	L	31-37	5235
69	2/22	113-116*	Mil. (Omaha)	L	31-38	9536
70	2/25	109-111	Phoenix	L	31-39	10,007
71	2/27	107-103	@LA Lakers	W	32-39	15,343
72	2/28	109-107	@Phoenix	W	33-39	7230
73	3/2	112-117	@Golden State	L	33-40	8047
74	3/8	105-93	Baltimore (Omaha)	W	34-40	7896
75	3/10	102-125	@New York	L	34-41	19,694
76	3/13	99-103	@Baltimore	L	34-42	4952
77	3/16	99-114	@Cleveland	L	34-43	6223
78	3/18	105-109	@Boston	L	34-44	14,481
79	3/19	106-105	Portland (Omaha)	W	35-44	8057
80	3/20	119-115	Buffalo	W	36-44	7238
81	3/21	118-124	LA Lakers	L	36-45	10,277
82	3/24	98-110	@Detroit	L	36-46	6272

* = OT

FINAL STATISTICS

PLAYER	G.	MIN.	FGM	FGA	PCT.	FTM	FTA	PCT.	REB.	AST.	PF	DQ	PTS.	AVG.
Nate Archibald	80	3681	1028	2106	.488	663	783	.847	223	910	207	2	2719	34.0
Sam Lacey	79	2930	471	994	.474	126	178	.708	933	189	283	6	1068	13.5
Tom Van Arsdale* (KC-O only)	49	1282	250	547	.457	110	140	.786	173	90	123	1	610	12.4
Nate Williams	80	1979	417	874	.477	106	133	.797	339	128	272	9	940	11.8
Matt Guokas	79	2846	322	565	.570	74	90	.822	245	403	190	0	718	9.1
John Block (KC-O only)	25	483	80	180	.444	64	76	.842	120	19	69	1	224	9.0
Don Kojis	77	1240	276	575	.480	106	137	.774	198	80	128	0	658	8.5
Ron Riley	74	1634	273	634	.431	79	116	.681	507	76	226	3	625	8.4
Johnny Green	66	1245	190	317	.599	89	131	.679	361	59	185	7	469	7.1
John Mengelt* (KC-O only)	12	212	26	68	.382	11	19	.579	22	25	24	0	63	5.3
Mike Ratliff	58	681	98	235	.417	45	84	.536	194	38	111	1	241	4.2
Toby Kimball	67	743	96	220	.436	44	67	.657	191	27	86	2	236	3.5
Dick Gibbs (KC-O only)	66	733	80	221	.362	47	63	.746	94	61	113	1	207	3.1
Ken Durrett	8	65	8	21	.381	6	8	.750	14	3	16	0	22	2.8
Sam Sibert	5	26	4	13	.308	4	5	.800	4	0	4	0	12	2.4
Frank Schade	9	76	2	7	.286	6	6	1.000	6	10	12	0	10	1.1
Pete Cross* (KC-O only)	3	24	0	4	.000	0	0	.000	4	0	5	0	0	0.0
Kings	82	19780	3621	7581	.478	1580	2036	.776	3628	2118	2054	33	8822	107.6
Opponents	82	19780	3698	7640	.484	1665	2174	.766	3961	1885	1816	9	9061	110.5

* Did not finish season with team

1973-74 KANSAS CITY-OMAHA KINGS

33-49
4TH - MIDWEST DIVISION

Front row — from left to right, Mike D'Antoni, Jimmy Walker, Don Kojis, Sam Lacey, Nate Archibald, Nate Williams, Ken Durrett, Howard Komives. Back row — from left to right, Trainer Bill Jones, Team Physician Dr. Howard Ellfeldt, Equipment Manager Bob Van Houten, Larry McNeill, John Block, Otto Moore, Ron Behagan, Head Coach Phil Johnson, Executive Vice President H. Paul Rosenberg, President and General Manager Joe Axelson.

G	DATE	SCORE	OPPONENT	W/L	REC.	ATT.
1	10/10	90-105	Chicago	L	0-1	5681
2	10/12	88-84	Chicago (Omaha)	W	1-1	4277
3	10/13	117-102	@Atlanta	W	2-1	11,476
4	10/17	108-106	@Seattle	W	3-1	9618
5	10/19	99-111	@Portland	L	3-2	8717
6	10/20	81-100	@Golden State	L	3-3	4224
7	10/24	91-92	LA Lakers (Omaha)	L	3-4	5346
8	10/26	98-93	Phoenix	W	4-4	4915
9	10/28	100-112	Buffalo	L	4-5	5218
10	10/30	78-112	Milwaukee	L	4-6	5710
11	11/2	109-115	Seattle	L	4-7	5209
12	11/4	91-92	Golden State	L	4-8	4640
13	11/9	96-109	Capital (Omaha)	L	4-9	4182
14	11/10	83-84	@Milwaukee	L	4-10	8725
15	11/11	103-93	@Cleveland	W	5-10	2802
16	11/14	118-116*	Houston	W	6-10	4566
17	11/16	98-125	@Detroit	L	6-11	5589
18	11/17	110-123	Boston	L	6-12	8202
19	11/20	103-109	Philadelphia	L	6-13	4617
20	11/21	90-103	Phi. (Omaha)	L	6-14	3494
21	11/23	102-119	@Boston	L	6-15	13,192
22	11/24	131-143	@Buffalo	L	6-16	16,063
23	11/25	99-104	Seattle	L	6-17	4618
24	11/27	110-129	Atlanta	L	6-18	8119
25	11/29	99-119	@Phoenix	L	6-19	6386
26	11/30	107-123	@LA Lakers	L	6-20	13,831
27	12/1	108-120	@Golden State	L	6-21	9023
28	12/5	117-105	Atlanta (Omaha)	W	7-21	5227
29	12/7	113-102	@Philadelphia	W	8-21	2889
30	12/9	80-86	Detroit (Omaha)	L	8-22	3264
31	12/11	104-105	@Chicago	L	8-23	5012
32	12/15	107-116	@New York	L	8-24	19,166
33	12/16	105-104	Detroit	W	9-24	4747
34	12/19	106-92	Cle. (Omaha)	W	10-24	6047
35	12/20	92-98	Capital	L	10-25	5096
36	12/22	122-112	Buffalo	W	11-25	7547
37	12/23	101-93	Golden State	W	12-25	5232
38	12/26	95-110	@Houston	L	12-26	2452
39	12/27	110-100	@Cleveland	W	13-26	5417
40	12/29	106-102	@Capital	W	14-26	9140
41	12/30	85-102	New York	L	14-27	6645
42	1/2	109-97	Boston	W	15-27	5464
43	1/3	105-120	@Milwaukee	L	15-28	8936
44	1/4	112-97	Phoenix	W	16-28	5524
45	1/6	105-109	@LA Lakers	L	16-29	13,437
46	1/8	110-129	@Portland	L	16-30	6423
47	1/9	96-100	@Seattle	L	16-31	10,048
48	1/11	117-100	@Phoenix	W	17-31	6747
49	1/13	103-99	Portland (Omaha)	W	18-31	3586
50	1/18	115-116	LA Lakers	L	18-32	8423
51	1/19	111-108	Cleveland	W	19-32	5647
52	1/20	79-105	@Detroit	L	19-33	8906
53	1/22	103-96	Portland	W	20-33	5156
54	1/25	118-113	@Buffalo	W	21-33	10,297
55	1/27	98-119	@Boston	L	21-34	7280
56	1/30	88-108	NY (Omaha)	L	21-35	9067
57	2/1	88-99	@Chicago	L	21-36	6133
58	2/6	95-112	Chicago (Omaha)	L	21-37	5392
59	2/8	104-99	@Portland	W	22-37	5140
60	2/9	121-120	@Golden State	W	23-37	5597
61	2/10	103-119	@Seattle	L	23-38	13,608
62	2/12	106-113	@Detroit	L	23-39	4545
63	2/13	87-89	@Capital	L	23-40	5842
64	2/15	89-92	@Philadelphia	L	23-41	5274
65	2/19	92-86	LA Lakers	W	24-41	5935
66	2/20	116-97	Golden St. (Omaha)	W	25-41	4743
67	2/22	119-104	Phoenix	W	26-41	8309
68	2/24	93-100	Milwaukee	L	26-42	9128
69	2/26	101-118	@Houston	L	26-43	2076
70	2/27	85-76	@Atlanta	W	27-43	6859
71	3/1	100-107	@LA Lakers	L	27-44	12,715
72	3/3	100-113	@Phoenix	L	27-45	4780
73	3/4	103-109	@Milwaukee	L	27-46	9012
74	3/6	99-111	Mil. (Omaha)	L	27-47	7182
75	3/9	106-96	Seattle (Omaha)	W	28-47	4070
76	3/12	93-91	@Chicago	W	29-47	6103
77	3/17	125-114	Houston (Omaha)	W	30-47	5077
78	3/18	114-105	Portland	W	31-47	5104
79	3/20	86-87	Chicago	L	31-48	5896
80	3/22	107-105	Detroit	W	32-48	6390
81	3/23	107-106	@New York	W	33-48	19,694
82	3/26	98-118	@Milwaukee	L	33-49	10,938

* = OT

FINAL STATISTICS

PLAYER	G.	MIN.	FGM	FGA	PCT.	FTM	FTA	PCT.	OFF.	DEF.	TOT.	AST.	PF	DQ	STL.	BLK.	PTS.	AVG.
Jimmy Walker (KC-O)	72	2920	575	1228	.468	273	332	.822	39	163	202	303	166	0	81	9	1423	19.8
Nate Archibald	35	1272	222	492	.451	173	211	.820	21	64	85	266	76	0	56	7	617	17.6
Nate Williams	82	2513	538	1165	.462	193	236	.818	118	226	344	182	290	5	149	34	1269	15.5
Sam Lacey	79	3107	467	982	.476	185	247	.749	293	762	1055	299	254	3	126	184	1119	14.2
Don Kojis	77	2091	400	836	.478	210	272	.772	126	257	383	110	157	2	77	15	1010	13.1
Ron Behagen	80	2059	357	827	.432	162	212	.764	188	379	567	134	291	9	56	37	876	11.0
Matt Guokas* (KC-O)	9	315	41	83	.494	8	12	.667	2	19	21	36	21	1	8	1	90	10.0
John Block	82	1777	275	634	.434	164	206	.796	129	260	389	94	229	2	68	35	714	8.7
Larry McNeill	54	516	106	220	.482	99	140	.707	60	86	146	24	76	0	35	6	311	5.8
Ron Riley* (KC-O)	12	170	24	57	.421	14	24	.583	13	43	56	8	27	0	3	2	62	5.2
Mike D'Antoni	52	989	107	266	.402	33	47	.702	24	69	93	123	112	0	75	15	247	4.8
Ken Durrett	45	462	86	176	.489	42	69	.609	28	50	78	19	68	0	13	5	214	4.8
Howard Komives	44	830	78	192	.406	33	38	.868	10	33	43	97	83	0	32	3	189	4.3
Otto Moore (KC-O)	65	633	88	171	.515	35	54	.648	60	140	200	47	62	0	16	31	211	3.2
Ted Manakas	5	45	4	10	.400	4	4	1.000	0	3	3	2	4	0	1	0	12	2.4
Justus Thigpen	1	2	1	3	.333	0	0	.000	1	0	1	0	0	0	0	0	2	2.0
Mike Ratliff	2	4	0	0	.000	0	0	.000	0	0	0	0	0	0	0	0	0	0.0
Kings	82	19705	3369	7342	.459	1628	2104	.774	1112	2554	3666	1744	1916	22	796	384	8366	102.0
Opponents	82	19705	3580	7514	.476	1512	1950	.775	1210	2650	3860	1916	1907	22	723	373	8672	105.8

*Did not finish season with team

1974-75 KANSAS CITY-OMAHA KINGS

44-38
2nd - Midwest Division

Front row — from left to right, Don May, Scott Wedman, Jimmy Walker, Sam Lacey, Nate Archibald, Mike D'Antoni, Rick Adelman. Back row — from left to right, Trainer Bill Jones, Team Physician Dr. Howard Ellfeldt, Assistant Coach Dan Sparks, Ollie Johnson, Len Kosmalski, Ron Behagan, Larry McNeill, Assistant General Manager Larry Staverman, Head Coach Phil Johnson, President and General Manager Joe Axelson, Managing Director H. Paul Rosenberg.

G	DATE	SCORE	OPPONENT	W/L	REC.	ATT.
1	10/19	94-91	@Phoenix	W	1-0	5377
2	10/20	105-95	@LA Lakers	W	2-0	11,128
3	10/22	121-123	Washington	L	2-1	5385
4	10/23	99-98	Chicago (Omaha)	W	3-1	4622
5	10/25	112-91	@Chicago	W	4-1	6942
6	10/30	99-97	Milwaukee	W	5-1	5213
7	11/2	97-120	@Houston	L	5-2	3457
8	11/3	79-86	Chicago	L	5-3	4421
9	11/5	115-97	New Orl. (Omaha)	W	6-3	3588
10	11/6	104-118	@Detroit	L	6-4	7202
11	11/10	99-102	Boston	L	6-5	8231
12	11/12	99-103	Houston (Omaha)	L	6-6	3038
13	11/13	81-118	@Washington	L	6-7	5521
14	11/15	110-109	@Boston	W	7-7	13,192
15	11/16	96-101	@Buffalo	L	7-8	8274
16	11/19	97-87	Detroit	W	8-8	4847
17	11/21	96-106	Milwaukee	L	8-9	5553
18	11/23	103-100	@Atlanta	W	9-9	3960
19	11/24	109-94	Cleveland	W	10-9	4573
20	11/26	93-90	@Chicago	W	11-9	7321
21	11/27	107-89	LA Lakers	W	12-9	6465
22	11/29	99-102	@Milwaukee	L	12-10	10,938
23	12/2	106-110	Seattle (Omaha)	L	12-11	4551
24	12/4	105-109	@Philadelphia	L	12-12	7027
25	12/5	91-124	@Cleveland	L	12-13	4493
26	12/8	96-92	@Detroit	W	13-13	5134
27	12/10	102-106	@New York	L	13-14	16,366
28	12/12	113-105	@Milwaukee	W	14-14	10,938
29	12/13	88-84	Detroit (Omaha)	W	15-14	4702
30	12/14	84-123	@Houston	L	15-15	2026
31	12/17	111-110	Buffalo	W	16-15	5188
32	12/19	113-117	New York	L	16-16	6617
33	12/20	73-96	@Chicago	L	16-17	5021
34	12/21	107-84	Golden State	W	17-17	5751
35	12/23	97-87	Chicago	W	18-17	6454
36	12/27	108-98	@Seattle	W	19-17	13,216
37	12/29	103-99	@Portland	W	20-17	11,620
38	12/30	102-110	@Golden State	L	20-18	7374
39	1/1	97-102	Atlanta	L	20-19	6376
40	1/3	95-107	Philadelphia	L	20-20	6035
41	1/4	88-100	@Chicago	L	20-21	8771
42	1/5	106-115	Houston	L	20-22	8138
43	1/7	108-99	Milwaukee	W	21-22	6506
44	1/10	94-102	@Philadelphia	L	21-23	6125
45	1/17	107-90	New York	W	22-23	1002
46	1/19	97-109	Phoenix	L	22-24	13,155
47	1/21	109-106	Portland	W	23-24	5856
48	1/22	88-97	@Washington	L	23-25	4719
49	1/24	87-96	@Boston	L	23-26	10,952
50	1/25	112-103	@New York	W	24-26	19,694
51	1/29	106-102	Mil. (Omaha)	W	25-26	9185
52	2/2	127-101	Golden State	W	26-26	9365
53	2/3	100-87	Phi. (Omaha)	W	27-26	7128
54	2/5	90-82	Portland	W	28-26	6434
55	2/6	95-94	Mil. (Madison, WI)	W	29-26	8108
56	2/8	91-92*	@Cleveland	L	29-27	4761
57	2/12	103-102	Boston (Omaha)	W	30-27	9728
58	2/14	132-112	@Buffalo	W	31-27	12,107
59	2/15	93-81	@Detroit	W	32-27	7175
60	2/16	102-99	Detroit	W	33-27	13,981
61	2/19	115-92	LA Lakers	W	34-27	8329
62	2/25	93-90	Milwaukee	W	35-27	11,762
63	2/28	107-114*	@New Orleans	L	35-28	5370
64	3/1	95-108	@Atlanta	L	35-29	3831
65	3/2	122-112	Detroit	W	36-29	14,843
66	3/4	103-99	Phoenix (Omaha)	W	37-29	4127
67	3/6	111-110	Buffalo	W	38-29	8644
68	3/8	99-103	Seattle	L	38-30	12,389
69	3/9	99-106	@Detroit	L	38-31	7979
70	3/10	96-103	@Milwaukee	L	38-32	10,938
71	3/14	103-102	Wash. (Omaha)	W	39-32	8524
72	3/18	105-101	Atlanta	W	40-32	7242
73	3/20	101-95	New Orleans	W	41-32	6138
74	3/21	98-104	@Chicago	L	41-33	14,792
75	3/23	103-101	Chicago	W	42-33	16,805
76	3/25	110-112	@New Orleans	L	42-34	3388
77	3/27	103-111	@Golden State	L	42-35	12,787
78	3/28	103-114	@LA Lakers	L	42-36	11,243
79	3/29	104-100	@Phoenix	W	43-36	6450
80	4/2	96-99	@Seattle	L	43-37	13,628
81	4/4	110-116	@Portland	L	43-38	11,122
82	4/6	95-94	Cle. (Omaha)	W	44-38	8895

* = OT

1974-75 PLAYOFFS

Semifinals (2-4)

April 9	KC-Omaha	89	@	Chicago	95	April 18	KC-Omaha	104	vs.	Chicago	100 (OT)
April 13	KC-Omaha	102	vs.	Chicago	95	April 20	KC-Omaha	77	@	Chicago	104
April 16	KC-Omaha	90	@	Chicago	93	April 23	KC-Omaha	89	vs.	Chicago	101

FINAL STATISTICS

PLAYER	G.	MIN.	FGM	FGA	PCT.	FTM	FTA	PCT.	OFF.	DEF.	TOT.	AST.	PF	DQ	STL.	BLK.	PTS.	AVG.
Nate Archibald	82	3244	759	1664	.456	652	748	.872	48	174	222	557	187	0	119	7	2170	26.5
Jimmy Walker	81	3122	553	1164	.475	247	289	.855	51	188	239	226	222	2	85	13	1353	16.7
Nate Williams* (KC-O)	50	1131	265	584	.454	97	118	.822	58	121	179	78	152	2	53	24	627	12.5
Sam Lacey	81	3378	392	917	.427	144	191	.754	228	921	1149	428	274	4	139	168	928	11.5
Scott Wedman	80	2554	375	806	.465	139	170	.818	202	288	490	129	270	2	81	27	889	11.1
Ron Behagen	81	2205	333	834	.399	199	264	.754	146	446	592	153	301	8	60	42	865	10.7
Larry McNeill	80	1749	296	645	.459	189	241	.784	149	348	497	73	229	1	69	27	781	9.8
Ollie Johnson (KC-O)	30	508	64	130	.492	33	37	.892	27	39	66	30	69	0	17	13	161	5.4
Don Kojis	21	232	46	98	.469	20	30	.667	14	25	39	10	31	0	12	1	112	5.3
Ken Durrett* (KC-O)	21	175	32	78	.410	11	20	.550	14	26	40	8	30	0	5	4	75	3.6
Mike D'Antoni	67	759	69	173	.399	28	36	.778	13	64	77	107	106	0	67	12	166	2.5
Don May	29	139	27	54	.500	10	12	.833	4	9	13	5	21	0	4	2	64	2.2
Rick Adelman (KC-O)	18	121	13	28	.464	4	5	.800	6	8	14	8	12	0	7	1	30	1.7
Len Kosmalski	67	413	33	83	.398	24	29	.828	31	88	119	41	64	0	6	6	90	1.3
Kings	82	19705	3257	7258	.449	1797	2190	.821	991	2745	3736	1853	1968	19	724	347	8311	101.4
Opponents	82	19705	3410	7400	.461	1515	1972	.768	1060	2812	3872	1840	2029	25	606	312	8335	101.6

*Did not finish season with team

1975-76 KANSAS CITY KINGS

1975-1985

31-51
3RD - MIDWEST DIVISION

Front row — from left to right, Assistant Coach Dan Sparks, Lee Winfield, Jimmy Walker, Nate Archibald, Sam Lacey, Glenn Hansen, Ollie Johnson, Head Coach Phil Johnson. Back row — from left to right, Trainer Bill Jones, Assistant General Manager Larry Staverman, Scott Wedman, Rick Roberson, Larry McNeill, Bob Bigelow, Bill Robinzine, Matt Guokas, President and General Manager Joe Axelson, Managing Director H. Paul Rosenberg.

G	DATE	SCORE	OPPONENT	W/L	REC.	ATT.
1	10/23	95-107	@Washington	L	0-1	14,882
2	10/29	91-92	Seattle	L	0-2	9464
3	10/30	113-117	@New York	L	0-3	14,164
4	11/1	106-100	Phoenix	W	1-3	6632
5	11/4	116-98	LA Lakers	W	2-3	8476
6	11/7	88-92	@Portland	L	2-4	9448
7	11/9	112-125	@LA Lakers	L	2-5	12,525
8	11/12	107-92	@Seattle	W	3-5	11,213
9	11/15	92-123	@Golden State	L	3-6	12,787
10	11/19	103-113	@Philadelphia	L	3-7	10,729
11	11/21	107-98	Chicago (Omaha)	W	4-7	5482
12	11/26	104-120	@Detroit	L	4-8	7966
13	11/27	95-91	@Cleveland	W	5-8	7898
14	11/28	98-97	New Orleans	W	6-8	8075
15	11/30	110-98	New York	W	7-8	6385
16	12/2	90-101	Seattle	L	7-9	7670
17	12/4	105-101	Cleveland	W	8-9	7711
18	12/5	95-103	@Milwaukee	L	8-10	10,938
19	12/6	84-98	Philadelphia	L	8-11	9101
20	12/9	107-126	@Buffalo	L	8-12	7403
21	12/10	100-94	Atlanta	W	9-12	4820
22	12/12	109-99	Chicago	W	10-12	7138
23	12/13	101-115	@Atlanta	L	10-13	4403
24	12/14	105-115	Golden State	L	10-14	4946
25	12/16	100-111	Houston	L	10-15	4654
26	12/17	104-118	@Bos. (Hartford, CT)	L	10-16	11,243
27	12/20	110-117	Buffalo	L	10-17	6256
28	12/23	97-111	@LA Lakers	L	10-18	11,696
29	12/25	111-122	@Phoenix	L	10-19	11,114
30	12/26	87-90	@Seattle	L	10-20	13,673
31	12/28	87-103	Detroit (Omaha)	L	10-21	5112
32	12/30	106-110	@Cleveland	L	10-22	15,387
33	1/3	95-120	@New Orleans	L	10-23	11,117
34	1/4	98-86	Phoenix	W	11-23	5040
35	1/6	98-103	Washington	L	11-24	5131
36	1/7	108-106	@Houston	W	12-24	5147
37	1/8	97-107	New Orleans	L	12-25	5435
38	1/10	84-111	@Chicago	L	12-26	7236
39	1/11	105-99	Detroit	W	13-26	6284
40	1/14	106-101	Boston	W	14-26	7199
41	1/16	90-102	New York	L	14-27	7632
42	1/17	94-102	Portland (Omaha)	L	14-28	7347
43	1/20	103-116	Golden State	L	14-29	7129
44	1/23	97-113	@Milwaukee	L	14-30	10,938
45	1/25	118-110	Chicago	W	15-30	6857
46	1/27	107-89	Milwaukee	W	16-30	5887
47	1/29	119-86	Houston	W	17-30	5207
48	1/30	94-101	@Detroit	L	17-31	4770
49	1/31	104-96	@Chicago	W	18-31	6215
50	2/5	117-109	LA Lakers	W	19-31	6048
51	2/6	101-108	@New Orleans	L	19-32	17,624
52	2/8	93-94	Detroit	L	19-33	6232
53	2/9	86-105	@Houston	L	19-34	3588
54	2/10	89-111	@Atlanta	L	19-35	3076
55	2/13	96-101	Buffalo	L	19-36	6747
56	2/17	125-107	Philadelphia	W	20-36	5699
57	2/18	103-91	Golden St. (Omaha)	W	21-36	8173
58	2/21	97-116	Portland	L	21-37	7361
59	2/24	120-117*	@Phoenix	W	22-37	6416
60	2/27	90-97	@LA Lakers	L	22-38	13,870
61	2/28	105-119	@Portland	L	22-39	9452
62	3/2	127-113	Detroit	W	23-39	6586
63	3/4	95-99	@Milwaukee	W	23-40	10,209
64	3/5	111-93	Seattle	W	24-40	5852
65	3/7	113-97	Milwaukee	W	25-40	6666
66	3/12	95-73	@Chicago	W	26-40	5019
67	3/13	118-121	Mil. (Omaha)	L	26-41	6666
68	3/14	114-113*	Atlanta	W	27-41	7014
69	3/18	102-110	@Washington	L	27-42	10,520
70	3/19	117-120*	@Boston	L	27-43	15,320
71	3/21	112-101	Chicago	W	28-43	7256
72	3/23	106-101	Washington	W	29-43	7476
73	3/24	117-130	@Detroit	L	29-44	5456
74	3/27	100-117	@Phoenix	L	29-45	9386
75	3/28	117-134	@Golden State	L	29-46	12,035
76	3/30	113-114	@Portland	L	29-47	8205
77	4/2	107-120	@Milwaukee	L	29-48	10,579
78	4/3	104-101	Cle. (Omaha)	W	30-48	5827
79	4/4	95-115	@New York	L	30-49	13,117
80	4/8	131-104	Boston	W	31-49	8002
81	4/9	108-112	@Philadelphia	L	31-50	11,652
82	4/11	98-99	@Buffalo	L	31-51	11,088

* = OT

FINAL STATISTICS

PLAYER	G.	MIN.	FGM	FGA	PCT.	FTM	FTA	PCT.	OFF.	DEF.	TOT.	AST.	PF	DQ	STL.	BLK.	PTS.	AVG.
Nate Archibald	78	3184	717	1583	.453	501	625	.802	67	146	213	615	169	0	126	15	1935	24.8
Jimmy Walker	73	2490	459	950	.483	231	267	.865	49	128	177	176	186	2	87	14	1149	15.7
Scott Wedman	82	2968	538	1181	.456	191	245	.780	199	407	606	199	280	8	103	36	1267	15.5
Sam Lacey	81	3083	409	1019	.401	217	286	.759	218	806	1024	378	286	7	132	134	1035	12.8
Ollie Johnson	81	2150	348	678	.513	125	149	.839	116	241	357	146	217	4	67	42	821	10.1
Larry McNeill	82	1613	295	610	.484	207	273	.758	157	353	510	72	244	2	51	32	797	9.7
Bill Robinzine	75	1327	229	499	.459	145	198	.732	128	227	355	60	290	19	80	8	603	8.0
Glenn Hansen	66	1145	173	420	.412	85	117	.726	77	110	187	67	144	1	47	13	431	6.5
Lee Winfield	22	214	32	66	.485	9	14	.643	8	16	24	19	14	0	10	6	73	3.3
Matt Guokas (KC)	38	515	37	99	.374	9	16	.563	18	29	47	42	53	0	13	2	83	2.2
Rick Roberson	74	709	73	180	.406	42	103	.408	74	159	233	53	126	1	18	17	188	2.5
Len Kosmalski	9	93	8	20	.400	4	7	.571	9	16	25	12	11	0	3	4	20	2.2
Bob Bigelow	31	163	16	47	.340	24	33	.727	9	20	29	9	18	0	4	1	56	1.8
Mike D'Antoni	9	101	7	27	.259	2	2	1.000	4	10	14	16	18	0	10	0	16	1.8
Kings	82	19755	3341	7379	.453	1792	2335	.767	1133	2668	3801	1864	2056	44	751	324	8474	103.3
Opponents	82	19755	3477	7454	.466	1753	2310	.759	1153	2778	3931	1825	2124	26	680	321	8707	106.2

1976-77 KANSAS CITY KINGS

1975-1985

40-42
4TH - MIDWEST DIVISION

Front row — from left to right, Ollie Johnson, Mike Barr, Sam Lacey, Scott Wedman, Ron Boone, Brian Taylor. Back row — from left to right, Team Physician Dr. Howard Ellfeldt, Assistant Coach Dan Sparks, Glenn Hansen, Bob Bigelow, Richard Washington, Jim Eakins, Bill Robinzine, Andre McCarter, Head Coach Phil Johnson, Trainer Bill Jones.

G	DATE	SCORE	OPPONENT	W/L	REC.	ATT.
1	10/22	96-99	Detroit	L	0-1	10,577
2	10/23	99-120	@Denver	L	0-2	15,683
3	10/26	117-115*	LA Lakers	W	1-2	6418
4	10/29	130-102	San Antonio	W	2-2	8832
5	10/30	102-112	@Indiana	L	2-3	9424
6	11/1	105-101	New York	W	3-3	5203
7	11/3	126-106	Seattle	W	4-3	6309
8	11/5	112-103	Indiana	W	5-3	6563
9	11/7	96-107	@LA Lakers	L	5-4	9707
10	11/9	102-119	@Portland	L	5-5	12,103
11	11/11	94-86	@Golden State	W	6-5	8528
12	11/12	97-102	@Seattle	L	6-6	11,532
13	11/13	96-128	@Denver	L	6-7	17,783
14	11/16	100-91	Mil. (Omaha)	W	7-7	4248
15	11/18	104-129	@San Antonio	L	7-8	7776
16	11/20	126-127*	@Houston	L	7-9	5821
17	11/21	106-83	@Atlanta	W	8-9	1067
18	11/23	100-98	@New York	W	9-9	12,338
19	11/24	111-133	@Boston	L	9-10	12,295
20	11/26	120-110	Denver	W	10-10	8986
21	11/28	101-89	Philadelphia	W	11-10	15,543
22	12/1	91-98*	Cleveland	L	11-11	7659
23	12/3	115-124	@Detroit	L	11-12	4617
24	12/5	102-96	Boston	W	12-12	6904
25	12/9	100-102	Atlanta	L	12-13	5589
26	12/12	104-110	Detroit (Omaha)	L	12-14	4342
27	12/14	117-120	@New Orleans	L	12-15	6129
28	12/15	100-104	@Washington	L	12-16	7052
29	12/16	100-90	New York	W	13-16	6080
30	12/18	90-89	@Phoenix	W	14-16	9842
31	12/19	92-103	@LA Lakers	L	14-17	10,522
32	12/21	94-99	@Portland	L	14-18	11,455
33	12/25	91-96	Chicago	L	14-19	9576
34	12/26	105-110	San Ant. (Omaha)	L	14-20	5342
35	12/28	113-106	@Cleveland	W	15-20	11,754
36	12/29	113-103	@Buffalo	W	16-20	6434
37	1/2	89-88	Phoenix (Omaha)	W	17-20	4226
38	1/8	106-94	Houston	W	18-20	8155
39	1/11	115-117	Philadelphia	L	18-21	12,162
40	1/13	116-114	Golden State	W	19-21	5895
41	1/14	106-111	@Philadelphia	L	19-22	11,012
42	1/15	115-90	@Atlanta	W	20-22	2576
43	1/18	111-113	LA Lakers	L	20-23	6410
44	1/20	123-92	New York	W	21-23	5844
45	1/22	132-104	Buffalo	W	22-23	12,134
46	1/23	111-119	@Milwaukee	L	22-24	9989
47	1/26	101-95	New Orleans	W	23-24	7595
48	1/28	105-94	Chicago	W	24-24	6329
49	1/29	112-105	@New York	W	25-24	15,492
50	1/30	98-112	@Washington	L	25-25	9403
51	2/1	97-86	@Chicago	W	26-25	5723
52	2/2	119-107	Portland	W	27-25	8037
53	2/4	101-102	Cleveland	L	27-26	9333
54	2/6	111-130	@Detroit	L	27-27	5666
55	2/10	102-112	@Milwaukee	L	27-28	7968
56	2/11	120-106	Washington	W	28-28	8192
57	2/15	102-96	Phoenix	W	29-28	7313
58	2/17	125-126*	Boston	L	29-29	7712
59	2/19	115-109	Houston	W	30-29	8841
60	2/23	93-94	Seattle	L	30-30	9416
61	2/25	128-130	Denver	L	30-31	9476
62	3/1	126-104	New Orleans	W	31-31	8282
63	3/2	112-100	@New York	W	32-31	4865
64	3/6	109-108	Milwaukee	W	33-31	11,882
65	3/11	114-112	Portland (Omaha)	W	34-31	8637
66	3/13	103-98	@Indiana	W	35-31	8648
67	3/15	101-99	Washington	W	36-31	7973
68	3/17	125-104	Buffalo	W	37-31	8947
69	3/18	112-114	@Chicago	L	37-32	18,129
70	3/20	110-118	@Boston	L	37-33	15,040
71	3/22	126-113	Golden State	W	38-33	8788
72	3/23	107-96	@New York	W	39-33	4376
73	3/25	94-100*	@New Orleans	L	39-34	8249
74	3/26	97-107	@Houston	L	39-35	12,526
75	3/27	129-139	@San Antonio	L	39-36	8549
76	3/29	132-126	New York	W	40-36	10,744
77	4/1	105-111*	@Philadelphia	L	40-37	12,649
78	4/3	107-113	@Cleveland	L	40-38	12,963
79	4/5	82-87	Indiana (Omaha)	L	40-39	10,031
80	4/7	110-121	@Phoenix	L	40-40	8462
81	4/8	105-112	@Seattle	L	40-41	13,465
82	4/9	102-118	@Golden State	L	40-42	11,557

* = OT

FINAL STATISTICS

PLAYER	G.	MIN.	FGM	FGA	PCT.	FTM	FTA	PCT.	OFF.	DEF.	TOT.	AST.	PF	DQ	STL.	BLK.	PTS.	AVG.
Ron Boone	82	3021	747	1577	.474	324	384	.844	128	193	321	338	258	1	119	19	1818	22.2
Brian Taylor	72	2488	501	995	.504	225	275	.818	88	150	238	320	206	1	199	16	1227	17.0
Scott Wedman	81	2743	521	1133	.460	206	241	.855	187	319	506	227	226	3	100	23	1248	15.4
Richard Washington	82	2265	446	1034	.431	177	254	.697	201	497	698	85	324	13	63	90	1069	13.0
Sam Lacey	82	2595	327	774	.422	215	282	.762	189	545	734	386	292	9	119	133	869	10.6
Bill Robinzine	75	1594	307	677	.453	159	216	.736	164	310	474	95	283	7	86	13	773	10.3
Ollie Johnson	81	1386	218	446	.489	101	115	.878	68	144	212	105	169	1	43	21	537	6.6
Jim Eakins	82	1338	151	336	.449	188	222	.847	112	249	361	119	195	1	29	49	490	6.0
Andre McCarter	59	725	119	257	.463	32	45	.711	16	39	55	99	63	0	23	0	270	4.6
Mike Barr	73	1224	122	279	.437	41	57	.719	33	97	130	175	96	0	52	18	285	3.9
Glenn Hansen	41	289	67	155	.432	23	32	.719	28	31	59	25	44	0	13	3	157	3.8
Bob Bigelow	29	162	35	70	.500	15	17	.882	8	19	27	8	17	0	3	1	85	2.9
Kings	82	19830	3561	7733	.460	1706	2140	.797	1222	2593	3815	1982	2173	36	849	386	8828	107.7
Opponents	82	19830	3422	7244	.472	1912	2513	.761	1097	2739	3836	1744	2030	35	722	392	8756	106.8

1977-78 KANSAS CITY KINGS

1975-1985

31-51
6TH - MIDWEST DIVISION

Front row — from left to right, Kevin Restani, Lucius Allen, John Kuester, Sam Lacey, Bill Robinzine, Scott Wedman, Otis Birdsong. Back row — from left to right, Trainer Bill Jones, Head Coach Larry Staverman, Bob Nash, Tom Burleson, Richard Washington, Ron Boone, President and General Manager Joe Axelson.

G	DATE	SCORE	OPPONENT	W/L	REC.	ATT.
1	10/18	113-120	@New York	L	0-1	14,312
2	10/19	108-112	@Buffalo	L	0-2	4198
3	10/21	95-94	Houston	W	1-2	9883
4	10/22	101-106	@Indiana	L	1-3	12,664
5	10/25	104-112	@Philadelphia	L	1-4	10,318
6	10/27	119-104	@Cleveland	W	2-4	7832
7	10/29	120-106	Washington	W	3-4	9220
8	11/1	95-115	@Milwaukee	L	3-5	9271
9	11/2	104-102	New Orleans	W	4-5	7433
10	11/4	110-111	Atlanta	L	4-6	8344
11	11/6	99-83	@Seattle	W	5-6	11,276
12	11/8	104-130	@Portland	L	5-7	12,666
13	11/11	106-105	@Golden State	W	6-7	11,890
14	11/12	114-119	@Denver	L	6-8	15,497
15	11/15	107-113	@San Antonio	L	6-9	8251
16	11/19	125-131*	Wash. (Omaha)	L	6-10	6534
17	11/23	116-122	Milwaukee	L	6-11	9748
18	11/26	110-108	Boston	W	7-11	7923
19	11/27	106-115	@New Orleans	L	7-12	7491
20	11/30	84-86	Seattle	L	7-13	7692
21	12/2	108-97	Detroit	W	8-13	7151
22	12/3	118-115*	NJ (Omaha)	W	9-13	5032
23	12/6	92-103	Phoenix	L	9-14	5976
24	12/7	109-113	@Boston	L	9-15	9590
25	12/9	114-122	@New Jersey	L	9-16	3024
26	12/10	92-97*	Golden State	L	9-17	7630
27	12/14	124-98	Denver	W	10-17	6410
28	12/17	115-93	New Orl. (Omaha)	W	11-17	6280
29	12/18	115-114	Indiana	W	12-17	6598
30	12/22	113-110	Chicago	W	13-17	7590
31	12/25	122-131	Milwaukee	L	13-18	7652
32	12/26	99-113	@Houston	L	13-19	10,206
33	12/29	104-110	@Phoenix	L	13-20	12,660
34	12/30	109-119	@LA Lakers	L	13-21	17,505
35	1/1	102-107	@Portland	L	13-22	12,666
36	1/4	110-116	@Seattle	L	13-23	9979
37	1/7	93-100	New York	L	13-24	9690
38	1/8	123-133	@Milwaukee	L	13-25	10,938
39	1/10	115-123	@Washington	L	13-26	7700
40	1/11	102-94	LA Lakers	W	14-26	8004
41	1/13	106-108	@Indiana	L	14-27	10,658
42	1/14	110-101	Atlanta	W	15-27	9205
43	1/17	90-111	@Atlanta	L	15-28	2709
44	1/18	106-126	Philadelphia	L	15-29	12,184
45	1/22	105-97	@New Jersey	W	16-29	2632
46	1/24	97-120	Portland	L	16-30	8544
47	1/26	105-112	@New York	L	16-31	13,392
48	1/27	117-134	@New Orleans	L	16-32	9116
49	1/29	113-127	San Antonio	L	16-33	8227
50	1/31	102-112	Phoenix (Omaha)	L	16-34	5182
51	2/2	113-101	Detroit	W	17-34	5484
52	2/8	104-100	Boston	W	18-34	7091
53	2/10	106-93	Chicago	W	19-34	8460
54	2/11	95-90	@Chicago	W	20-34	12,209
55	2/12	101-88	Cleveland	W	21-34	6275
56	2/14	125-102	Houston	W	22-34	4492
57	2/17	108-100	@Buffalo	W	23-34	5092
58	2/18	101-105	@Cleveland	L	23-35	13,824
59	2/19	107-110	@Detroit	L	23-36	4876
60	2/22	127-122*	LA Lakers	W	24-36	10,580
61	2/24	96-107	Portland	L	24-37	12,011
62	2/28	107-114*	Seattle (Omaha)	L	24-38	5371
63	3/4	114-123	@Denver	L	24-39	16,642
64	3/6	98-88	Indiana	W	25-39	4280
65	3/8	121-123	New Jersey	L	25-40	10,360
66	3/10	126-120	Denver	W	26-40	8089
67	3/12	106-113	Golden State	L	26-41	6212
68	3/17	112-123	@Philadelphia	L	26-42	13,092
69	3/18	110-117	@Boston	L	26-43	8894
70	3/19	122-108	Buffalo	W	27-43	10,237
71	3/21	116-111	@Detroit	W	28-43	3674
72	3/22	120-108	Philadelphia	W	29-43	10,157
73	3/24	103-107	@Houston	L	29-44	10,015
74	3/25	130-132	San Ant. (Omaha)	L	29-45	6954
75	3/28	128-105	@Chicago	W	30-45	9186
76	3/29	108-105*	@Washington	W	31-45	6717
77	3/31	112-136	@Phoenix	L	31-46	10,590
78	4/3	127-133	@LA Lakers	L	31-47	20,547
79	4/4	119-130	@Golden State	L	31-48	11,505
80	4/6	116-123	@San Antonio	L	31-49	9234
81	4/7	112-125	New York	L	31-50	6853
82	4/9	117-120	Cleveland	L	31-51	4684

* = OT

FINAL STATISTICS

PLAYER	G.	MIN.	FGM	FGA	PCT.	FTM	FTA	PCT.	OFF.	DEF.	TOT.	AST.	PF	DQ	STL.	BLK.	PTS.	AVG.
Scott Wedman	81	2961	607	1192	.509	221	254	.870	144	319	463	201	242	2	99	22	1435	17.7
Ron Boone	82	2653	563	1271	.443	322	377	.854	112	157	269	311	233	3	105	11	1448	17.7
Otis Birdsong	73	1878	470	955	.492	216	310	.697	70	105	175	174	179	1	74	12	1156	15.8
Richard Washington	78	2231	425	891	.477	150	199	.754	188	466	654	118	324	12	74	73	1000	12.8
Lucius Allen	77	2147	373	846	.441	174	220	.791	66	163	229	360	180	0	93	28	920	11.9
Bill Robinzine	82	1748	305	677	.451	206	271	.760	173	366	539	72	281	5	74	11	816	10.0
Sam Lacey	77	2131	265	590	.449	134	187	.717	155	487	642	300	264	7	120	108	664	8.6
Tom Burleson	76	1525	228	525	.434	197	248	.794	170	312	482	131	259	6	62	81	653	8.6
Bob Nash	66	800	157	304	.516	50	69	.725	75	94	169	46	75	0	27	18	364	5.5
John Kuester	78	1215	145	319	.455	87	105	.829	19	95	114	252	143	1	58	1	377	4.8
Kevin Restani (KC)	46	463	59	139	.424	9	11	.818	32	62	94	21	37	0	5	4	127	2.8
Bob Bigelow* (KC)	1	7	1	1	1.000	0	0	—	2	3	5	0	2	0	0	0	2	2.0
Louie Nelson* (KC)	8	53	3	14	.214	9	11	.818	1	2	3	5	5	0	2	1	15	1.9
Andre McCarter	1	9	0	2	.000	0	0	—	0	1	1	0	1	0	0	0	0	0.0
Glenn Hansen (KC)	3	9	0	5	.000	0	0	—	1	0	1	1	3	0	1	0	0	0.0
Kings	82	19830	3601	7731	.466	1775	2262	.785	1208	2632	3840	1992	2228	37	794	370	8977	109.5
Opponents	82	19830	3564	7521	.474	2004	2635	.761	1232	2684	3916	1928	2088	18	796	408	9132	111.4

*Did not finish season with team

1978-79 KANSAS CITY KINGS

1975-1985

48-34
1ST - MIDWEST DIVISION

(ON LEFT) Second-year guard OTIS BIRDSONG scored a team-high 21.7 ppg with 4.3 rpg and 3.4 apg in 1978-79.

(ON RIGHT) Forward SCOTT WEDMAN averaged 18.3 ppg with 5.3 rpg and 2.0 apg in 1978-79, shooting 53.4% from the field.

G	DATE	SCORE	OPPONENT	W/L	REC.	ATT.
1	10/15	105-115	@Seattle	L	0-1	11,609
2	10/17	112-115	@Portland	L	0-2	12,666
3	10/19	108-103	Houston	W	1-2	8178
4	10/21	99-103	Milwaukee	L	1-3	7959
5	10/24	123-117	@Chicago	W	2-3	7263
6	10/25	114-109	New Orleans	W	3-3	6525
7	10/27	102-107	@Detroit	L	3-4	7204
8	10/28	112-102	Phoenix	W	4-4	9534
9	10/31	112-114	@Milwaukee	L	4-5	10,467
10	11/1	122-107	Cleveland	W	5-5	6150
11	11/3	108-115	@Indiana	L	5-6	8063
12	11/4	109-107	Denver	W	6-6	10,830
13	11/8	105-97	@Golden State	W	7-6	10,451
14	11/10	127-136	@LA Lakers	L	7-7	8974
15	11/11	117-113	@Denver	W	8-7	14,407
16	11/15	109-100	Atlanta	W	9-7	4837
17	11/18	114-100	New Jersey	W	10-7	8572
18	11/22	115-96	Portland	W	11-7	10,884
19	11/25	86-87	San Diego	L	11-8	11,320
20	11/30	108-94	Boston	W	12-8	10,435
21	12/2	110-109	@Washington	W	13-8	14,297
22	12/5	105-92	@New York	W	14-8	11,605
23	12/6	106-114	Philadelphia	L	14-9	15,156
24	12/9	132-108	Detroit	W	15-9	10,453
25	12/13	100-120	@Philadelphia	L	15-10	10,329
26	12/15	105-101	@Boston	W	16-10	10,171
27	12/16	128-100	New Orleans	W	17-10	8695
28	12/20	114-95	Seattle	W	18-10	8552
29	12/22	103-123	@Phoenix	L	18-11	10,552
30	12/23	122-117*	@Milwaukee	W	19-11	10,253
31	12/26	102-109	Houston	L	19-12	11,754
32	12/27	103-112	Boston (St. Louis)	L	19-13	14,442
33	12/29	137-126	@New Jersey	W	20-13	5480
34	12/30	108-112	@New York	L	20-14	13,393
35	1/2	97-99	Denver	L	20-15	11,445
36	1/3	108-101	@Denver	W	21-15	14,336
37	1/4	108-99	San Diego	W	22-15	6647
38	1/6	120-99	Indiana	W	23-15	13,298
39	1/9	110-126	@Houston	L	23-16	7357
40	1/11	94-89	Golden State	W	24-16	7880
41	1/14	124-104	New York	W	25-16	7164
42	1/16	86-79	@Cleveland	W	26-16	6274
43	1/17	120-99	@Boston	W	27-16	6583
44	1/19	115-113	San Antonio	W	28-16	12,334
45	1/20	110-122	@Detroit	L	28-17	7237
46	1/23	116-118	@New Orleans	L	28-18	12,123
47	1/24	95-124	@San Antonio	L	28-19	11,903
48	1/26	142-128	Washington	W	29-19	10,301
49	1/28	137-109	Cleveland	W	30-19	8450
50	1/31	118-130	@Atlanta	L	30-20	5321
51	2/2	130-114	Detroit	W	31-20	10,814
52	2/7	124-108	Atlanta	W	32-20	8741
53	2/9	124-114	@Chicago	W	33-20	10,972
54	2/11	104-103	LA Lakers	W	34-20	14,541
55	2/13	102-111	@New Jersey	L	34-21	3367
56	2/14	108-106	@Philadelphia	W	35-21	9720
57	2/16	119-104	Phi. (St. Louis)	W	36-21	19,606
58	2/18	130-107	Chicago	W	37-21	14,193
59	2/21	133-117	Milwaukee	W	38-21	9350
60	2/22	107-111	@Cleveland	L	38-22	6255
61	2/23	121-112	Phoenix	W	39-22	10,768
62	2/25	114-106	Seattle	W	40-22	14,059
63	2/27	114-122	@LA Lakers	L	40-23	12,909
64	2/28	120-122	@San Diego	L	40-24	9015
65	3/2	125-129*	@San Antonio	L	40-25	14,067
66	3/4	110-111*	Golden State	L	40-26	12,556
67	3/7	120-122*	@Atlanta	L	40-27	6761
68	3/9	121-116	Washington	W	41-27	13,681
69	3/11	100-115	Portland	L	41-28	12,373
70	3/14	107-129	@Houston	L	41-29	11,488
71	3/16	120-112	@New Orleans	W	42-29	7102
72	3/18	114-103	Chicago	W	43-29	9298
73	3/21	116-123	San Antonio	L	43-30	11,313
74	3/23	107-126	@Phoenix	L	43-31	12,660
75	3/24	98-100	@Portland	L	43-32	12,666
76	3/25	101-111	@Seattle	L	43-33	21,497
77	3/28	122-132*	@Golden State	L	43-34	10,230
78	3/29	116-111	@San Diego	W	44-34	13,189
79	3/31	126-101	Indiana (St. Louis)	W	45-34	10,114
80	4/4	115-111*	LA Lakers	W	46-34	14,185
81	4/6	117-114*	New Jersey	W	47-34	14,947
82	4/8	107-101	@Indiana	W	48-34	13,191

* = OT

1978-79 PLAYOFFS

Semifinals (1-4)

April 17	Kansas City	99	@	Phoenix	102	April 22	Kansas City	93	@	Phoenix	108
April 20	Kansas City	111	vs.	Phoenix	91	April 25	Kansas City	94	vs.	Phoenix	108
						April 27	Kansas City	99	@	Phoenix	120

FINAL STATISTICS

PLAYER	G.	MIN.	FGM	FGA	PCT.	FTM	FTA	PCT.	OFF.	DEF.	TOT.	AST.	PF	DQ	STL.	BLK.	PTS.	AVG.
Otis Birdsong	82	2839	741	1456	.509	296	408	.725	176	178	354	281	255	2	125	17	1778	21.7
Scott Wedman	73	2498	561	1050	.534	216	271	.797	135	251	386	144	239	4	76	30	1338	18.3
Phil Ford	79	2723	467	1004	.465	326	401	.813	33	149	182	681	245	3	174	6	1260	15.9
Bill Robinzine	82	2179	459	837	.548	180	246	.732	218	420	638	104	367	16	105	15	1098	13.4
Sam Lacey	82	2627	350	697	.502	167	226	.739	179	523	702	430	309	11	106	141	867	10.6
Billy McKinney	78	1242	240	477	.503	129	162	.796	20	65	85	253	121	0	58	3	609	7.8
Tom Burleson	56	927	157	342	.459	121	169	.716	84	197	281	50	183	3	26	58	435	7.8
Marlon Redmond* (KC)	49	736	162	375	.432	31	50	.620	57	51	108	57	93	2	28	16	355	7.2
Darnell Hillman	78	1618	211	428	.493	125	224	.558	138	293	431	91	288	11	50	66	547	7.0
Bob Nash	82	1307	227	522	.435	69	86	.802	76	130	206	71	135	0	29	15	523	6.4
Ron Behagen (KC)	9	126	23	50	.460	8	11	.727	11	20	31	5	27	0	2	1	54	6.0
Lucius Allen	31	413	69	174	.397	19	33	.576	14	32	46	44	52	0	21	6	157	5.1
Gus Gerard (KC)	56	459	83	191	.435	49	89	.551	39	58	97	21	74	1	18	13	215	3.8
Richard Washington	18	161	14	41	.341	10	16	.625	11	37	48	7	31	0	7	3	38	2.1
Kings	82	19855	3764	7644	.492	1746	2392	.730	1191	2404	3595	2239	2419	53	825	390	9274	113.1
Opponents	82	19855	3434	7061	.486	2170	2897	.749	1156	2547	3703	1776	2223	41	678	435	9038	110.2

*Did not finish season with team

1979-80 KANSAS CITY KINGS

1975-1985

47-35
2ND - MIDWEST DIVISION

Front row — from left to right, Billy McKinney, Otis Bridsong, Scott Wedman, Bill Robinzine, Ernie Grunfeld, Phil Ford. Back Row — from left to right, Head Coach Cotton Fitzsimmons, Vice President and General Manager John Begzos, Assistant Coach Frank Hamblen, Reggie King, Len Elmore, Tom Burleson, Sam Lacey, Gus Gerard, Managing Director H. Paul Rosenberg, Trainer Bill Jones.

G	DATE	SCORE	OPPONENT	W/L	REC.	ATT.
1	10/12	105-103	Milwaukee	W	1-0	7625
2	10/17	94-107	Golden State	L	1-1	6005
3	10/19	107-84	@Denver	W	2-1	13,036
4	10/21	122-85	Phoenix	W	3-1	6648
5	10/23	88-90	@Portland	L	3-2	12,666
6	10/24	92-105	@Seattle	L	3-3	12,800
7	10/26	104-116	@LA Lakers	L	3-4	11,854
8	10/27	95-101	@Golden State	L	3-5	6328
9	10/28	106-101	@San Diego	W	4-5	7018
10	10/31	125-108	Utah	W	5-5	5912
11	11/2	111-112	New York	L	5-6	8440
12	11/3	110-123	@Cleveland	L	5-7	10,056
13	11/4	98-101	@New Jersey	L	5-8	4521
14	11/7	102-110	@Philadelphia	L	5-9	8512
15	11/9	119-127	@Boston	L	5-10	15,320
16	11/11	109-112	Portland	L	5-11	7131
17	11/13	110-103	Philadelphia	W	6-11	9180
18	11/15	114-108	LA Lakers	W	7-11	9041
19	11/16	103-97	Chicago (St. Louis)	W	8-11	7865
20	11/18	109-92	@Denver	W	9-11	11,236
21	11/20	112-109	Golden State	W	10-11	7507
22	11/21	120-128	@Phoenix	L	10-12	10,704
23	11/23	107-91	@San Diego	W	11-12	6940
24	11/25	110-111	@LA Lakers	L	11-13	10,985
25	11/27	117-115	Houston	W	12-13	7457
26	11/29	105-95	@Detroit	W	13-13	6097
27	11/30	102-107*	Seattle	L	13-14	7077
28	12/2	94-88	Boston	W	14-14	9442
29	12/5	109-93	Detroit	W	15-14	7630
30	12/8	145-129	@New York	W	16-14	11,523
31	12/12	124-85	Portland	W	17-14	7302
32	12/14	103-87	Utah	W	18-14	7093
33	12/16	107-105	Indiana	W	19-14	7911
34	12/18	110-96	San Diego	W	20-14	6935
35	12/19	107-97	@Washington	W	21-14	7629
36	12/20	109-120	@Milwaukee	L	21-15	10,938
37	12/22	111-115	Phoenix	L	21-16	8868
38	12/26	118-111	LA Lakers	W	22-16	9442
39	12/28	112-118	@Phoenix	L	22-17	12,666
40	12/29	125-127*	@San Antonio	L	22-18	9102
41	1/2	128-121*	@Utah	W	23-18	5911
42	1/4	115-106	San Antonio	W	24-18	9442
43	1/5	112-107	@Atlanta	W	25-18	10,948
44	1/6	120-101	Denver	W	26-18	8262
45	1/8	116-124	San Diego	L	26-19	7387
46	1/10	104-83	Chicago	W	27-19	7189
47	1/11	112-99	Denver (St. Louis)	W	28-19	10,826
48	1/13	120-101	New Jersey	W	29-19	5176
49	1/15	109-111	@Chicago	L	29-20	8042
50	1/16	112-108	@Milwaukee	W	30-20	10,938
51	1/19	103-108	@Indiana	L	30-21	11,014
52	1/22	101-89	Atlanta	W	31-21	8933
53	1/24	110-88	@Utah	W	32-21	7236
54	1/25	107-113*	@Chicago	L	32-22	6668
55	1/26	112-107	Utah	W	33-22	9056
56	1/29	121-111	@Denver	W	34-22	11,016
57	1/30	99-97	@Seattle	W	35-22	21,771
58	1/31	93-94	@Portland	L	35-23	12,666
59	2/5	99-105	Portland	L	35-24	7998
60	2/6	95-97	@Phoenix	L	35-25	12,310
61	2/8	107-100	@Golden State	W	36-25	8370
62	2/10	108-106*	Washington	W	37-25	8049
63	2/15	100-114	@LA Lakers	L	37-26	15,299
64	2/17	108-107	@San Diego	W	38-26	9114
65	2/20	107-105	Seattle	W	39-26	16,886
66	2/24	72-94	Milwaukee	L	39-27	14,546
67	2/26	117-99	Golden State	W	40-27	10,615
68	2/29	98-93	San Diego (St. Louis)	W	41-27	10,561
69	3/2	94-91	@Houston	W	42-27	11,520
70	3/5	101-117	LA Lakers	L	42-28	13,003
71	3/7	104-111	Cleveland	L	42-29	13,375
72	3/9	113-93	Seattle	W	43-29	12,262
73	3/11	98-100	@Chicago	L	43-30	5542
74	3/16	121-128	@Milwaukee	L	43-31	10,938
75	3/18	109-112	Phoenix	L	43-32	11,448
76	3/20	121-105	Denver	W	44-32	10,750
77	3/21	102-98	@Utah	W	45-32	7514
78	3/23	90-112	@Seattle	L	45-33	21,150
79	3/25	102-106	@Portland	L	45-34	12,666
80	3/26	100-106	@Golden State	L	45-35	6088
81	3/28	116-114	Mil. (St. Louis)	W	46-35	10,103
82	3/30	114-110	Chicago	W	47-35	12,143

* = OT

1954-55 PLAYOFFS

Midwest Division Runner-up / Mini-Series (1-2)

April 2	Kansas City	93	@	Phoenix	96	April 4	Kansas City	106	vs.	Phoenix	96
						April 6	Kansas City	99	@	Phoenix	114

FINAL STATISTICS

PLAYER	G.	MIN.	FGM	FGA	PCT.	FTM	FTA	PCT.	OFF.	DEF.	TOT.	AST.	PF	DQ	STL.	BLK.	PTS.	AVG.
Otis Birdsong	82	2885	781	1546	.505	286	412	.694	170	161	331	202	226	2	136	22	1858	22.7
Scott Wedman	68	2347	569	1112	.512	145	181	.801	114	272	386	145	230	1	84	45	1290	19.0
Phil Ford	82	2621	489	1058	.462	346	423	.818	29	143	172	610	208	0	136	4	1328	16.2
Bill Robinzine	81	1917	362	723	.501	200	274	.730	184	342	526	62	311	5	106	23	925	11.4
Sam Lacey	81	2412	303	677	.448	137	185	.741	172	473	645	460	307	8	111	109	743	9.2
Reggie King	82	2052	257	499	.515	159	219	.726	184	382	566	106	230	2	69	31	673	8.2
Mike Green	21	459	69	159	.434	24	42	.571	35	78	113	28	55	0	13	21	162	7.7
Billy McKinney	76	1333	206	459	.449	107	133	.805	20	66	86	248	87	0	58	5	520	6.8
Ernie Grunfeld	80	1397	186	420	.443	101	131	.771	87	145	232	109	151	1	56	9	474	5.9
Marlon Redmond	24	298	59	138	.428	24	34	.706	18	34	52	19	27	0	4	9	142	5.9
Gus Gerard	73	869	159	348	.457	66	100	.660	77	100	177	43	96	1	41	26	385	5.3
Len Elmore	58	915	104	242	.430	51	74	.689	74	183	257	64	154	0	41	39	259	4.5
Tom Burleson	37	272	36	104	.346	23	40	.575	23	49	72	20	49	0	8	13	95	2.6
Terry Crosby	4	28	2	4	.500	2	2	1.000	0	1	1	7	4	0	0	0	6	1.5
Kings	82	19805	3582	7489	.478	1671	2250	.743	1187	2429	3616	2123	2135	20	863	356	8860	108.0
Opponents	82	19805	3328	6992	.476	1906	2497	.763	1140	2644	3784	1778	2072	17	695	425	8603	104.9

3-Pt. FG: Kansas City 25-114 (.219); Grunfeld 1-2 (.500); Robinzine 1-2 (.500); Gerard 1-3 (.333); Wedman 7-22 (.318); Birdsong 10-36 (.278); Ford 4-23 (.174); McKinney 1-10 (.100); Redmond 0-9; Burleson 0-3; Green 0-2; King 0-1; Lacey 0-1. Opponents 41-172 (.238).

1980-81 KANSAS CITY KINGS

1975-1985

40-42
TIED 2ND - WESTERN DIVISION

Front row — from left to right, Scott Wedman, Leon Douglas, John Lambert, Sam Lacey, Joe Meriweather, Reggie King. Back row — from left to right, Head Coach Cotton Fitzsimmons, Managing Director H. Paul Rosenberg, Phil Ford, Otis Birdsong, Frankie Sanders, Ernie Grunfeld, Jo Jo White, Assistant Coach Frank Hamblen, Trainer Bill Jones. Pictured separately at top right, Charles Whitney.

G	DATE	SCORE	OPPONENT	W/L	REC.	ATT.
1	10/11	98-91	Utah	W	1-0	7342
2	10/12	100-109	@Phoenix	L	1-1	10,131
3	10/14	103-109	@San Antonio	L	1-2	9876
4	10/15	107-112*	LA Lakers	L	1-3	5753
5	10/17	103-91	@Dallas	W	2-3	7017
6	10/18	122-127	Seattle	L	2-4	6414
7	10/21	111-116	Golden State	L	2-5	5097
8	10/23	105-96	@Houston	W	3-5	7227
9	10/25	125-122	Denver	W	4-5	6988
10	10/28	109-119	@Atlanta	L	4-6	6786
11	10/29	115-98	Portland	W	5-6	6648
12	10/31	110-115	@Boston	L	5-7	14,035
13	11/1	100-127	Phoenix	L	5-8	7792
14	11/4	104-107	@Utah	L	5-9	6251
15	11/5	111-102	New York	W	6-9	6141
16	11/7	100-117	@Philadelphia	L	6-10	11,390
17	11/8	111-106	Cleveland	W	7-10	7514
18	11/11	102-101	@Portland	W	8-10	12,666
19	11/12	101-111	@Golden State	L	8-11	9572
20	11/14	125-127	@Seattle	L	8-12	13,334
21	11/15	96-94	@San Diego	W	9-12	5211
22	11/18	94-107	@LA Lakers	L	9-13	10,169
23	11/21	121-134	@Denver	L	9-14	10,811
24	11/26	118-100	New Jersey	W	10-14	6213
25	11/28	94-104	@Detroit	L	10-15	6671
26	11/29	104-106	San Antonio	L	10-16	8380
27	12/2	103-107	@Washington	L	10-17	5981
28	12/3	103-100	Phoenix	W	11-17	7719
29	12/5	108-100	Houston	W	12-17	6982
30	12/6	88-107	@Indiana	L	12-18	7099
31	12/10	112-100	San Diego	W	13-18	6018
32	12/11	104-122	@San Antonio	L	13-19	7491
33	12/13	114-107	Dallas	W	14-19	5578
34	12/16	133-118	@Denver	W	15-19	6909
35	12/17	94-101	@Seattle	L	15-20	14,749
36	12/20	103-107	Indiana	L	15-21	5910
37	12/23	102-100	@Cleveland	W	16-21	3627
38	12/26	103-113	Philadelphia	L	16-22	16,006
39	12/27	99-100	@New York	L	16-23	11,500
40	12/28	102-99	@New Jersey	W	17-23	7229
41	12/30	104-106	Golden State	L	17-24	11,742
42	1/2	101-95	Utah	W	18-24	8167
43	1/7	114-108	@Houston	W	19-24	8220
44	1/8	136-118	Washington	W	20-24	7324
45	1/10	99-92	@Utah	W	21-24	9553
46	1/11	105-115	San Diego	L	21-25	7493
47	1/14	91-110	Portland	L	21-26	6791
48	1/16	112-118*	@Milwaukee	L	21-27	11,052
49	1/17	122-123	Denver	L	21-28	7297
50	1/20	104-91	@Dallas	W	22-28	5899
51	1/21	115-108	San Antonio	W	23-28	7627
52	1/23	113-107	Houston	W	24-28	7290
53	1/27	114-119	@San Diego	L	24-29	4382
54	1/29	104-118	@LA Lakers	L	24-30	11,059
55	2/3	121-100	@Dallas	W	25-30	5335
56	2/4	91-90	Detroit	W	26-30	11,009
57	2/6	102-92	@Seattle	W	27-30	14,228
58	2/8	123-129*	@Portland	L	27-31	12,666
59	2/10	115-116	@Chicago	L	27-32	4647
60	2/11	99-87	Utah	W	28-32	8145
61	2/13	113-106	Atlanta	W	29-32	8065
62	2/15	107-105	Seattle	W	30-32	9116
63	2/18	114-113	Boston	W	31-32	11,810
64	2/20	112-109	Milwaukee	W	32-32	11,046
65	2/21	109-129	@Denver	L	32-33	13,691
66	2/22	96-104	@Golden State	L	32-34	9533
67	2/26	105-102	Dallas	W	33-34	8701
68	2/28	101-110	Golden State	L	33-35	8498
69	3/3	98-99	LA Lakers	L	33-36	12,208
70	3/4	111-97	@San Antonio	W	34-36	9208
71	3/5	106-100	Portland	W	35-36	6822
72	3/8	105-68	Phoenix	W	36-36	8260
73	3/10	107-100	@San Diego	W	37-36	4154
74	3/13	101-116	@LA Lakers	L	37-37	17,505
75	3/15	87-97	Chicago	L	37-38	14,560
76	3/18	124-126**	Denver	L	37-39	8266
77	3/20	111-114*	San Antonio	L	37-40	8740
78	3/22	108-114	Houston	L	37-41	7942
79	3/24	105-92	@Utah	W	38-41	7603
80	3/25	110-101	@Phoenix	W	39-41	12,665
81	3/27	84-91	@Houston	L	39-42	15,676
82	3/29	113-104	Dallas	W	40-42	7171

1954-55 PLAYOFFS

First Round - Kansas City defeats Portland, 2-1

April 1	Kansas City 98	@	Portland	97 (OT)
April 3	Kansas City 119	vs.	Portland	124 (OT)
April 5	Kansas City 104	@	Portland	95

Semifinals - Kansas City defeats Phoenix, 4-3

April 7	Kansas City 80	@	Phoenix	102
April 8	Kansas City 88	@	Phoenix	83
April 10	Kansas City 93	vs.	Phoenix	92
April 12	Kansas City 102	vs.	Phoenix	95
April 15	Kansas City 89	@	Phoenix	101
April 17	Kansas City 76	vs.	Phoenix	81
April 19	Kansas City 95	@	Phoenix	88

Conference Finals - Kansas City falls to Houston, 1-4

April 21	Kansas City 78	vs.	Houston	97
April 22	Kansas City 88	vs.	Houston	79
April 24	Kansas City 88	@	Houston	92
April 26	Kansas City 89	@	Houston	100
April 29	Kansas City 88	vs.	Houston	97

* = OT

FINAL STATISTICS

PLAYER	G.	MIN.	FGM	FGA	PCT.	FTM	FTA	PCT.	OFF.	DEF.	TOT.	AST.	PF	DQ	STL.	BLK.	PTS.	AVG.
Otis Birdsong	71	2593	710	1306	.544	317	455	.697	119	139	258	233	172	2	93	18	1747	24.6
Scott Wedman	81	2902	685	1437	.477	140	204	.686	128	305	433	226	294	4	97	46	1535	19.0
Phil Ford	66	2287	424	887	.478	294	354	.831	26	102	128	580	190	3	99	6	1153	17.5
Reggie King	81	2743	472	867	.544	264	386	.684	235	551	786	122	227	2	102	41	1208	14.9
Joe Meriweather	74	1514	206	415	.496	148	213	.695	126	267	393	77	219	4	27	80	560	7.6
Ernie Grunfeld	79	1584	260	486	.535	75	101	.743	31	175	206	205	155	1	60	15	595	7.5
Charles Whitney	47	782	149	306	.487	50	65	.769	29	77	106	68	98	0	47	6	350	7.4
Sam Lacey	82	2228	237	536	.442	92	117	.786	131	453	584	399	302	5	95	120	567	6.9
JoJo White*	13	236	36	82	.439	11	18	.611	3	18	21	37	21	0	11	1	83	6.4
Leon Douglas	79	1356	185	323	.573	102	186	.548	150	234	384	69	251	2	25	38	472	6.0
Frankie Sanders	23	186	34	77	.442	20	22	.909	6	15	21	17	20	0	16	1	88	3.8
Gus Gerard* (KC)	16	123	19	51	.373	19	29	.655	13	16	29	6	24	0	3	6	57	3.6
Lloyd Walton	61	821	90	218	.413	26	33	.788	13	35	48	208	45	0	32	2	206	3.4
John Lambert (KC)	43	475	65	160	.406	18	23	.783	27	63	90	24	74	0	12	5	148	3.4
Kings	82	19830	3572	7151	.500	1576	2206	.714	1037	2450	3487	2271	2092	23	719	385	8769	106.9
Opponents	82	19830	3424	7117	.481	1889	2500	.756	1138	2510	3648	1857	2015	20	717	383	8768	106.9

3-Pt. FG: Kansas City 49-168 (.292); Whitney 2-6 (.333); Wedman 25-77 (.325); Ford 11-36 (.306); Birdsong 10-35 (.286); Lacey 1-5 (.200); Douglas 0-3; *Gerard 0-3; Sanders 0-3; Lambert (K.C.) 0-2; Walton 0-1. Opponents 31-153 (.203). * Did not finish season with team

1981-82 KANSAS CITY KINGS

1975-1985

30-52
4TH - MIDWEST DIVISION

Front row — from left to right, Reggie King, Ken Dennard, Steve Johnson, Leon Douglas, Reggie Johnson, Eddie Johnson. Back row — from left to right, Trainer Bill Jones, Team Physican Dr. Howard Elfeldt, General Manager Jeff Cohen, Phil Ford, Charles Whitney, Ernie Grunfeld, Kevin Loder, Mike Woodson, Larry Drew, Assistant Coach Frank Hamblen, Head Coach Cotton Fitzsimmons.

G	DATE	SCORE	OPPONENT	W/L	REC.	ATT.
1	10/30	102-113	San Antonio	L	0-1	10,262
2	10/31	89-95	@Dallas	L	0-2	7865
3	11/4	129-128	San Diego	W	1-2	5954
4	11/6	90-86	Houston	W	2-2	6187
5	11/10	107-119	@Chicago	L	2-3	6697
6	11/11	100-115	@Boston	L	2-4	15,320
7	11/13	85-105	@Philadelphia	L	2-5	10,289
8	11/14	92-103	@New Jersey	L	2-6	12,015
9	11/17	124-110	@New York	W	3-6	8824
10	11/19	99-102	@Indiana	L	3-7	5786
11	11/21	121-128	@Denver	L	3-8	12,015
12	11/25	122-129*	Detroit	L	3-9	8024
13	11/27	115-123	Denver	L	3-10	6317
14	11/29	104-100	Golden State	W	4-10	6151
15	12/1	106-104	@Houston	W	5-10	10,027
16	12/2	107-112	Portland	L	5-11	7380
17	12/4	112-109	Seattle	W	6-11	6428
18	12/6	106-119	@LA Lakers	L	6-12	15,321
19	12/9	113-109*	Dallas	W	7-12	5964
20	12/11	102-122	@Utah	L	7-13	6336
21	12/12	96-98	@Golden State	L	7-14	8973
22	12/16	97-81	Phoenix	W	8-14	5199
23	12/18	100-95	Utah	W	9-14	8294
24	12/19	87-95	@Phoenix	L	9-15	11,257
25	12/22	106-101	@Milwaukee	W	10-15	10,988
26	12/23	95-114	@Cleveland	L	10-16	2843
27	12/26	119-124*	Boston	L	10-17	13,599
28	12/29	92-104	@Dallas	L	10-18	9231
29	12/30	120-116	Denver	W	11-18	7659
30	1/1	93-125	@Golden State	L	11-19	7355
31	1/3	116-127*	@Portland	L	11-20	12,666
32	1/5	104-112	@San Diego	L	11-21	3422
33	1/7	107-103	New York	W	12-21	5808
34	1/9	100-113	@San Antonio	L	12-22	10,656
35	1/12	126-139	@Denver	L	12-23	9849
36	1/13	117-104	Cleveland	W	13-23	6384
37	1/15	114-104	New Jersey	W	14-23	6529
38	1/17	97-109	LA Lakers	L	14-24	8679
39	1/19	112-120	@Houston	L	14-25	9187
40	1/21	94-110	Dallas	L	14-26	6881
41	1/23	106-109*	Washington	L	14-27	5859
42	1/27	103-110	Seattle	L	14-28	8125
43	1/28	115-126	@San Antonio	L	14-29	9339
44	2/2	97-102	@Portland	L	14-30	12,666
45	2/3	87-97	@Seattle	L	14-31	14,188
46	2/5	109-102	San Antonio	W	15-31	6005
47	2/7	110-126	Houston	L	15-32	6172
48	2/10	125-102	LA Lakers	W	16-32	8180
49	2/12	114-129	Utah	L	16-33	6263
50	2/14	93-103	Golden State	L	16-34	6114
51	2/16	106-119	@Denver	L	16-35	7203
52	2/17	110-107	Phoenix	W	17-35	5676
53	2/19	113-97	San Diego	W	18-35	6284
54	2/21	104-110	Milwaukee	L	18-36	6078
55	2/23	94-103	@Atlanta	L	18-37	7452
56	2/24	111-123	Portland	L	18-38	6222
57	2/26	98-100	@Washington	L	18-39	7492
58	2/27	119-127*	@Detroit	L	18-40	25,012
59	3/2	125-117	@Utah	W	19-40	7256
60	3/3	120-82	Indiana	W	20-40	6326
61	3/5	98-110	@Phoenix	L	20-41	11,912
62	3/7	124-122**	Chicago	W	21-41	6140
63	3/9	99-105	@LA Lakers	L	21-42	11,614
64	3/11	113-107	@San Diego	W	22-42	3545
65	3/14	114-128	Philadelphia	L	22-43	10,510
66	3/17	117-116	@Golden State	W	23-43	7552
67	3/19	103-109	Seattle	L	23-44	5751
68	3/21	118-97	San Diego	W	24-44	5668
69	3/24	110-106	Atlanta	W	25-44	5248
70	3/26	87-96	@Dallas	L	25-45	7896
71	3/28	111-116	LA Lakers	L	25-46	8270
72	3/30	99-109	@Portland	L	25-47	12,666
73	3/31	116-109	@Seattle	W	26-47	16,097
74	4/2	118-127	@Utah	L	26-48	6605
75	4/4	95-104	@Phoenix	L	26-49	10,916
76	4/7	113-118	@San Antonio	L	26-50	8759
77	4/9	115-99	Utah	W	27-50	4960
78	4/11	121-126	San Antonio	L	27-51	4929
79	4/13	95-99	@Houston	L	27-52	11,133
80	4/14	114-95	Dallas	W	28-52	7164
81	4/16	123-121	Denver	W	29-52	6013
82	4/18	106-104	Houston	W	30-52	6908

* = OT

FINAL STATISTICS

PLAYER	G.	MIN.	FGM	FGA	PCT.	FTM	FTA	PCT.	OFF.	DEF.	TOT.	AST.	PF	DQ	STL.	BLK.	PTS.	AVG.
Cliff Robinson* (KC)	38	1229	322	708	.455	125	180	.694	83	239	322	71	120	1	46	60	769	20.2
Mike Woodson (KC)	76	2186	508	1001	.507	198	254	.780	97	137	234	206	199	2	135	33	1221	16.1
Steve Johnson	78	1741	395	644	.613	212	330	.642	152	307	459	91	372	25	39	89	1002	12.8
Ernie Grunfeld	81	1892	420	822	.511	188	229	.821	55	127	182	276	191	0	72	39	1030	12.7
Reggie Johnson (KC)	31	783	163	293	.556	51	72	.708	54	135	189	31	117	4	20	27	377	12.2
Reggie King	80	2609	383	752	.509	201	285	.705	162	361	523	173	221	6	84	29	967	12.1
Larry Drew	81	1973	358	757	.473	150	189	.794	30	119	149	419	150	0	110	1	874	10.8
Phil Ford	72	1952	285	649	.439	136	166	.819	24	81	105	451	160	0	63	1	713	9.9
Eddie Johnson	74	1517	295	643	.459	99	149	.664	128	194	322	109	210	6	50	14	690	9.3
Joe Meriweather	18	380	47	91	.516	31	40	.775	25	63	88	17	68	1	13	21	125	6.9
Kevin Loder	71	1139	208	448	.464	77	107	.720	69	126	195	88	147	0	35	30	493	6.9
Ken Dennard	30	607	62	121	.512	26	40	.650	47	86	133	42	81	0	35	8	150	5.0
John Lambert* (KC)	42	493	60	139	.432	21	28	.750	36	91	127	24	80	0	12	10	142	3.4
Sam Lacey* (KC)	2	20	3	5	.600	0	2	.000	0	4	4	4	2	0	2	1	6	3.0
Leon Douglas	63	1093	70	140	.500	32	80	.400	111	179	290	35	210	5	15	38	172	2.7
Charles Whitney	23	266	25	71	.352	4	7	.571	13	27	40	19	31	0	12	1	54	2.3
Kings	82	19715	3604	7284	.495	1551	2158	.719	1086	2276	3362	2056	2359	50	743	402	8785	107.1
Opponents	82	19715	3493	6984	.500	2005	2653	.756	1171	2552	3723	1853	2136	30	707	450	9039	110.2

3-Pt. FG: Kansas City 26-130 (.200); Drew 8-27 (.296); Woodson (K.C.) 7-24 (.292); Ford 7-32 (.219); Grunfeld 2-14 (.143); *Lambert 1-6 (.167); E. Johnson 1-11 (.091); Loder 0-11; *Robinson 0-3; R. Johnson (K.C.) 0-1; Whitney 0-1. Opponents 48-158 (.304).

* Did not finish season with team

1982-83 KANSAS CITY KINGS

1975-1985

45-37
3RD - MIDWEST DIVISION

Front row — from left to right, LaSalle Thompson, Joe Meriweather, Ken Dennard, Steve Johnson, Eddie Nealy, Reggie King. Back row — from left to right, President and General Manager Joe Axelson, Trainer Bill Jones, Larry Drew, Ray Williams, Eddie Johnson, Kevin Loder, Mike Woodson, Brook Steppe, Assistant Coach Frank Hamblen, Head Coach Cotton Fitzsimmons.

G	DATE	SCORE	OPPONENT	W/L	REC.	ATT.
1	10/29	113-111	Portland	W	1-0	12,492
2	11/2	119-112	Milwaukee	W	2-0	7442
3	11/5	113-118	Dallas	L	2-1	7357
4	11/9	117-139	@LA Lakers	L	2-2	12,402
5	11/10	100-106	@Phoenix	L	2-3	10,148
6	11/13	112-111	@San Diego	W	3-3	6437
7	11/16	105-102	@San Antonio	W	4-3	8943
8	11/20	127-120	@Dallas	W	5-3	9911
9	11/24	122-112	Detroit	W	6-3	8225
10	11/25	88-79	@Houston	W	7-3	8583
11	11/27	105-99	Phoenix	W	8-3	8107
12	11/28	110-118	@Cleveland	L	8-4	1989
13	11/30	103-112	@New Jersey	L	8-5	9662
14	12/1	143-132	Chicago	W	9-5	5425
15	12/3	107-123	Golden State	L	9-6	5882
16	12/5	106-103	Seattle (St. Louis)	W	10-6	8180
17	12/8	101-102*	San Antonio	L	10-7	6211
18	12/10	118-106	San Diego	W	11-7	5435
19	12/11	122-110	@San Antonio	W	12-7	9044
20	12/15	119-118	New Jersey	W	13-7	7440
21	12/17	90-93	@Seattle	L	13-8	11,263
22	12/18	106-90	@Golden State	W	14-8	7268
23	12/20	117-119*	@Utah	L	14-9	7082
24	12/22	146-102	Denver	W	15-9	6439
25	12/26	120-118	Utah	W	16-9	6059
26	12/28	129-124	Boston	W	17-9	16,482
27	12/30	107-113	Portland	L	17-10	9704
28	1/2	108-104	@Atlanta	W	18-10	4558
29	1/4	121-137	@Denver	L	18-11	7989
30	1/5	138-118	Denver	W	19-11	7222
31	1/7	139-117	Utah	W	20-11	7818
32	1/8	113-125	@Philadelphia	L	20-12	16,522
33	1/11	98-106	@Utah	L	20-13	8595
34	1/12	118-113	San Antonio	W	21-13	8719
35	1/14	120-127	@San Diego	L	21-14	3012
36	1/15	110-121	@Portland	L	21-15	12,666
37	1/16	96-111	@Seattle	L	21-16	14,253
38	1/19	91-88	New York	W	22-16	11,565
39	1/21	115-108	Houston	W	23-16	7129
40	1/23	92-102	Phoenix	L	23-17	7065
41	1/25	112-119	@Denver	L	23-18	8133
42	1/26	115-125	Dallas	L	23-19	5156
43	1/28	99-114	Philadelphia	L	23-20	16,896
44	1/29	122-133	@Indiana	L	23-21	5161
45	1/31	97-114	@New York	L	23-22	8046
46	2/2	117-115	@Washington	W	24-22	4827
47	2/4	125-143	LA Lakers (St. Louis)	L	24-23	19,206
48	2/6	106-116	@LA Lakers	L	24-24	17,505
49	2/8	115-116*	@Houston	L	24-25	6506
50	2/9	103-98	Golden State	W	25-25	6084
51	2/16	102-111	Phoenix (St. Louis)	L	25-26	6078
52	2/18	124-118	LA Lakers	W	26-26	15,116
53	2/20	128-106	Houston	W	27-26	5737
54	2/23	113-107	Washington	W	28-26	5525
55	2/25	125-131	San Antonio	L	28-27	9079
56	2/26	107-118	@Dallas	L	28-28	14,039
57	3/1	111-129	@Boston	L	28-29	15,320
58	3/3	125-118	@Detroit	W	29-29	7258
59	3/4	120-103	Indiana	W	30-29	6414
60	3/6	144-105	San Diego	W	31-29	5566
61	3/9	129-113	Dallas	W	32-29	11,556
62	3/11	100-108	@Milwaukee	L	32-30	11,052
63	3/13	115-120*	Seattle	L	32-31	7754
64	3/15	98-115	@Portland	L	32-32	12,666
65	3/16	102-110	@Seattle	L	32-33	10,981
66	3/18	96-109	@LA Lakers	L	32-34	15,817
67	3/20	128-114	Golden State	W	33-34	5773
68	3/22	117-94	Cleveland	W	34-34	4924
69	3/24	95-112	@Phoenix	L	34-35	10,087
70	3/26	114-111	@Dallas	W	35-35	14,574
71	3/27	110-95	Portland	W	36-35	6495
72	3/29	111-95	@Houston	W	37-35	6291
73	4/1	135-119	@San Diego	W	38-35	3267
74	4/2	122-112	@Golden State	W	39-35	5232
75	4/5	113-130	@San Antonio	L	39-36	7887
76	4/6	130-113	Denver	W	40-36	7130
77	4/8	112-97	Utah	W	41-36	8664
78	4/9	108-102	@Utah	W	42-36	8968
79	4/12	112-102	@Chicago	W	43-36	3936
80	4/13	114-103	Atlanta	W	44-36	8429
81	4/15	117-102	Houston	W	45-36	8379
82	4/17	116-125	@Denver	L	45-37	17,619

* = OT

FINAL STATISTICS

PLAYER	G.	MIN.	FGM	FGA	PCT.	FTM	FTA	PCT.	OFF.	DEF.	TOT.	AST.	PF	DQ	STL.	BLK.	PTS.	AVG.
Larry Drew	75	2690	599	1218	.492	310	378	.820	44	163	207	610	207	1	126	10	1510	20.1
Eddie Johnson	82	2933	677	1370	.494	247	317	.779	191	310	501	216	259	3	70	20	1621	19.8
Mike Woodson	81	2426	584	1154	.506	298	377	.790	84	164	248	254	203	0	137	59	1473	18.2
Ray Williams	72	2170	419	1068	.392	256	333	.769	93	234	327	569	248	3	120	26	1109	15.4
Steve Johnson	79	1544	371	595	.624	186	324	.574	140	258	398	95	323	9	40	83	928	11.7
Reggie Johnson* (KC)	50	992	178	355	.501	73	100	.730	75	126	201	48	150	2	18	26	430	8.6
Joe Meriweather	78	1706	258	453	.570	102	163	.626	150	274	424	64	285	4	47	86	618	7.9
LaSalle Thompson	71	987	147	287	.512	89	137	.650	133	242	375	33	186	1	40	61	383	5.4
Kevin Loder	66	818	138	300	.460	53	80	.663	37	88	125	72	98	0	29	8	334	5.1
Reggie King	58	995	104	225	.462	73	96	.760	91	149	240	58	94	1	28	11	281	4.8
Ed Nealy	82	1643	147	247	.595	70	114	.614	170	315	485	62	247	4	68	12	364	4.4
Brook Steppe	62	606	84	176	.477	76	100	.760	25	48	73	68	92	0	26	3	245	4.0
Ken Dennard	22	224	11	34	.324	6	9	.667	20	32	52	6	27	0	16	1	28	1.3
Leon Douglas*	5	46	2	3	.667	0	2	.000	3	4	7	0	13	0	0	3	4	0.8
Kings	82	19780	3719	7485	.497	1839	2530	.727	1256	2407	3663	2155	2432	28	765	409	9328	113.8
Opponents	82	19780	3531	7250	.487	2107	2885	.730	1250	2403	3653	1997	2245	37	809	439	9209	112.3

3-Pt. FG: Kansas City 51-215 (.237); Loder 5-9 (.556); E. Johnson 20-71 (.282); *R. Johnson 1-4 (.250); Woodson 7-33 (.212); Williams 15-74 (.203); Steppe 1-7 (.143); Drew 2-16 (.125); Thompson 0-1. Opponents 40-188 (.213).
* Did not finish season with team

1983-84 KANSAS CITY KINGS



1975-1985

38-44
TIED 3RD - MIDWEST DIVISION

Front row — from left to right, Eddie Johnson, Eddie Nealy, LaSalle Thompson, Dave Robisch, Joe Meriweather, Mark Olberding, Larry Micheaux. Back row — from left to right, Trainer Bill Jones, President and General Manager Joe Axelson, Dane Suttle, Mike Woodson, Billy Knight, Reggie Theus, Don Buse, Larry Drew, Assistant Coach Frank Hamblen, Head Coach Cotton Fitzsimmons.

G	DATE	SCORE	OPPONENT	W/L	REC.	ATT.
1	10/28	107-117	LA Lakers	L	0-1	15,782
2	10/30	116-121	Seattle	L	0-2	6479
3	11/1	116-114	Golden State	W	1-2	8140
4	11/3	128-131	Denver	L	1-3	6035
5	11/5	123-106	Houston	W	2-3	12,355
6	11/8	97-100	@Chicago	L	2-4	4647
7	11/9	93-95	@Milwaukee	L	2-5	9285
8	11/11	100-108	@Philadelphia	L	2-6	16,027
9	11/12	106-131	@Detroit	L	2-7	10,288
10	11/15	101-100	@Washington	W	3-7	4605
11	11/17	129-128	@San Antonio	W	4-7	7192
12	11/22	118-99	San Diego	W	5-7	5702
13	11/25	96-98	@Dallas	L	5-8	13,873
14	11/26	117-116	Utah	W	6-8	7424
15	11/28	113-104	Portland	W	7-8	5604
16	11/30	120-118	@Phoenix	W	8-8	8507
17	12/1	95-106	@Golden State	L	8-9	4463
18	12/3	107-112	@Utah	L	8-10	8314
19	12/6	112-103	Dallas	W	9-10	6033
20	12/8	106-129	@LA Lakers	L	9-11	11,911
21	12/10	119-103	Indiana	W	10-11	7241
22	12/14	105-99	@Seattle	W	11-11	8554
23	12/15	116-119	@Golden State	L	11-12	4971
24	12/17	99-119	@Phoenix	L	11-13	9338
25	12/20	131-114	Denver	W	12-13	4751
26	12/23	126-122	San Antonio	W	13-13	5356
27	12/27	109-112	Philadelphia	L	13-14	17,009
28	12/29	127-138	@San Antonio	L	13-15	8572
29	12/30	96-99	San Diego	L	13-16	6944
30	1/3	104-123	@Portland	L	13-17	12,666
31	1/4	121-122	@San Diego	L	13-18	3552
32	1/6	110-130	@Utah	L	13-19	10,898
33	1/7	100-98	Phoenix	W	14-19	9495
34	1/10	112-102	Dallas	W	15-19	5608
35	1/12	89-95	LA Lakers	L	15-20	9131
36	1/14	104-109	@Houston	L	15-21	9818
37	1/15	109-96	San Diego	W	16-21	7502
38	1/17	113-122	Boston	L	16-22	11,478
39	1/20	114-116	@Denver	L	16-23	10,997
40	1/21	94-114	@Portland	L	16-24	12,666
41	1/24	113-104	New Jersey	W	17-24	6090
42	1/26	106-114	Seattle	L	17-25	6921
43	1/31	107-122	Houston	L	17-26	7151
44	2/1	110-119	@Boston	L	17-27	14,890
45	2/3	114-112	@New Jersey	W	18-27	12,873
46	2/4	107-100	Denver	W	19-27	9053
47	2/7	110-112*	Milwaukee	L	19-28	6141
48	2/8	118-110	@San Antonio	W	20-28	7137
49	2/10	96-115	@Dallas	L	20-29	13,854
50	2/11	94-91	Washington	W	21-29	6667
51	2/14	100-106	New York	L	21-30	6193
52	2/16	121-99	Utah	W	22-30	5443
53	2/18	111-106	Atlanta Hawks	W	23-30	11,190
54	2/21	119-112	Detroit	W	24-30	8145
55	2/23	95-107	Phoenix	L	24-31	11,209
56	2/25	136-148	@Denver	L	24-32	13,808
57	2/28	142-137**	Cleveland	W	25-32	11,220
58	3/1	108-101	@Houston	W	26-32	7633
59	3/2	94-108	@Dallas	L	26-33	13,010
60	3/3	105-103	Dallas	W	27-33	9776
61	3/6	128-110	Portland	W	28-33	8889
62	3/8	115-110	Chicago	W	29-33	6396
63	3/11	109-115	Golden State	L	29-34	6607
64	3/14	101-93	@Atlanta Hawks	W	30-34	4899
65	3/15	108-107	@Indiana	W	31-34	7803
66	3/17	109-123	@New York	L	31-35	9440
67	3/18	108-97	@Cleveland	W	32-35	2796
68	3/20	115-102	@Houston	W	33-35	7143
69	3/21	116-123	LA Lakers	L	33-36	17,164
70	3/23	116-126	@Denver	L	33-37	11,952
71	3/24	125-118	San Antonio	W	34-37	13,747
72	3/27	106-110	@Utah	L	34-38	9110
73	3/28	94-111	@Seattle	L	34-39	9115
74	3/29	113-120	@Portland	L	34-40	12,666
75	3/31	105-103	Utah	W	35-40	13,546
76	4/3	109-113	@Phoenix	L	35-41	13,627
77	4/4	121-116	@San Diego	W	36-41	3203
78	4/6	97-112	@LA Lakers	L	36-42	17,505
79	4/7	89-98	@Golden State	L	36-43	9000
80	4/10	113-125	Seattle	L	36-44	11,512
81	4/12	114-102	San Antonio	W	37-44	12,994
82	4/14	108-96	Houston	W	38-44	16,147

* = OT

1983-84 PLAYOFFS

First Round (0-3)

April 18	Kansas City	105	@	Los Angeles	116	April 20	Kansas City	102	@ Los Angeles 109
						April 22	Kansas City	102	vs. Los Angeles 108

FINAL STATISTICS

PLAYER	G.	MIN.	FGM	FGA	PCT.	FTM	FTA	PCT.	OFF.	DEF.	TOT.	AST.	PF	DQ	STL.	BLK.	PTS.	AVG.
Eddie Johnson	82	2920	753	1552	.485	268	331	.810	165	290	455	296	266	4	76	21	1794	21.9
Larry Drew	73	2363	474	1026	.462	243	313	.776	33	113	146	558	170	0	121	10	1194	16.4
Reggie Theus (KC)	30	897	170	388	.438	130	173	.751	29	54	83	210	93	1	29	9	474	15.8
Mike Woodson	71	1838	389	816	.477	247	302	.818	62	113	175	175	174	2	83	28	1027	14.5
Billy Knight	75	1885	358	729	.491	243	283	.859	89	166	255	160	122	0	54	6	963	12.8
LaSalle Thompson	80	1915	333	637	.523	160	223	.717	260	449	709	86	327	8	71	145	826	10.3
Steve Johnson	50	893	189	342	.553	101	177	.571	94	158	252	63	188	7	22	48	479	9.6
Mark Olberding	81	2160	249	504	.494	261	318	.821	119	326	445	192	291	2	50	28	759	9.4
Joe Meriweather	73	1501	193	363	.532	94	123	.764	111	242	353	51	247	8	35	61	480	6.6
Dane Suttle	40	469	109	214	.509	40	47	.851	21	25	46	46	46	0	20	0	258	6.5
Dave Robisch (KC)	8	162	18	48	.375	11	13	.846	12	17	29	6	15	0	3	1	47	5.9
Don Buse	76	1327	150	352	.426	63	80	.788	29	87	116	303	62	0	86	1	381	5.0
Kevin Loder* (KC)	10	133	19	43	.442	9	13	.692	7	11	18	14	15	0	3	5	48	4.8
Larry Micheaux	39	332	49	90	.544	21	39	.538	40	73	113	19	46	0	21	11	119	3.1
Ed Nealy	71	960	63	126	.500	48	60	.800	73	149	222	50	138	1	41	9	174	2.5
Kings	82	19755	3516	7230	.486	1939	2495	.777	1144	2273	3417	2229	2200	33	715	383	9023	110.0
Opponents	82	19755	3601	7169	.502	1909	2510	.761	1126	2387	3513	2108	2191	30	660	493	9144	111.5

3-Pt. FG: Kansas City 52-189 (.275); *Loder 1-3 (.333); E. Johnson 20-64 (.313); Buse 18-59 (.305); Drew 3-10 (.300); Knight 4-14 (.286); Woodson 2-8 (.250); Theus (K.C.) 4-27 (.148); Suttle 0-3; Olberding 0-1. Opponents 33-164 (.201).

* Did not finish season with team

1984-85 KANSAS CITY KINGS

1975-1985



31-51
5TH - MIDWEST DIVISION

Front row — from left to right, Don Buse, Larry Drew, Eddie Johnson, LaSalle Thompson, Mark Olberding, Reggie Theus, Mike Woodson. Back row — from left to right, Assistant Coach Frank Hamblen, Head Coach Phil Johnson, Joe Meriweather, Mark McNamara, Otis Thorpe, Peter Verhoeven, David Pope, President and General Manager Joe Axelson, Trainer Bill Jones.

G	DATE	SCORE	OPPONENT	W/L	REC.	ATT.
1	10/27	119-140	Portland	L	0-1	11,321
2	10/30	104-109	Chicago	L	0-2	9391
3	11/1	106-109	Houston	L	0-3	11,640
4	11/3	114-128	Denver	L	0-4	6440
5	11/6	94-108	@Houston	L	0-5	13,590
6	11/9	101-99	@New Jersey	W	1-5	9492
7	11/10	100-113	@New York	L	1-6	9373
8	11/16	116-128	@LA Lakers	L	1-7	13,287
9	11/17	113-121	@LA Clippers	L	1-8	7335
10	11/20	129-122	Utah	W	2-8	7132
11	11/21	92-97	@Washington	L	2-9	4862
12	11/23	122-105	@Indiana	W	3-9	11,504
13	11/24	124-135	Boston	L	3-10	17,341
14	11/27	96-104	@Seattle	L	3-11	5160
15	11/29	107-110	@Golden State	L	3-12	3782
16	11/30	121-130	@LA Lakers	L	3-13	12,766
17	12/5	121-100	Atlanta	W	4-13	5355
18	12/7	113-121	@Phoenix	L	4-14	10,306
19	12/9	120-123	@Utah (Las Vegas)	L	4-15	4070
20	12/11	121-120	San Antonio	W	5-15	5687
21	12/12	107-116	@Dallas	L	5-16	14,226
22	12/14	123-117	@Denver	W	6-16	6497
23	12/15	110-105	Seattle	W	7-16	5732
24	12/18	127-116	Phoenix	W	8-16	4498
25	12/20	118-113	@Portland	W	9-16	12,666
26	12/22	129-123	Detroit	W	10-16	6190
27	12/26	122-133	@Utah	L	10-17	8790
28	12/27	96-92	Houston	W	11-17	12,986
29	12/29	115-123	Indiana	L	11-18	5961
30	1/2	107-115	Phoenix	L	11-19	5760
31	1/4	132-112	LA Clippers	W	12-19	5272
32	1/5	107-135	@Dallas	L	12-20	17,007
33	1/7	110-101	Golden State	W	13-20	4794
34	1/8	110-112	@Houston	L	13-21	13,406
35	1/10	110-117*	Dallas	L	13-22	4997
36	1/11	121-143	@Denver	L	13-23	7410
37	1/13	114-119	@Seattle	L	13-24	7814
38	1/15	112-116	Cleveland	L	13-25	4720
39	1/17	130-141	San Antonio	L	13-26	5995
40	1/19	103-98	Washington	W	14-26	6335
41	1/22	113-117	@San Antonio	L	14-27	7958
42	1/24	119-120	Milwaukee	L	14-28	6228
43	1/26	120-111	Golden State	W	15-28	4999
44	1/29	97-103	@Chicago	L	15-29	7216
45	1/30	116-120	@Detroit	L	15-30	9556
46	2/1	123-142	@Boston	L	15-31	14,890
47	2/2	106-124	@Cleveland	L	15-32	3775
48	2/5	135-116	San Antonio	W	16-32	3629
49	2/7	96-114	Utah	L	16-33	5153
50	2/12	109-127	@San Antonio	L	16-34	7155
51	2/14	123-138	Denver	L	16-35	6256
52	2/16	111-106	@Seattle	W	17-35	6685
53	2/17	96-115	@Portland	L	17-36	12,666
54	2/19	116-96	Portland	W	18-36	3424
55	2/21	117-123	LA Lakers	L	18-37	9606
56	2/23	98-121	Dallas	L	18-38	6193
57	2/26	110-103	Phoenix	W	19-38	3451
58	2/28	119-127	Philadelphia	L	19-39	11,638
59	3/2	111-114	@Phoenix	L	19-40	14,502
60	3/3	126-122*	@LA Clippers	W	20-40	7374
61	3/5	134-113	New Jersey	W	21-40	3558
62	3/7	142-140	Denver	W	22-40	3475
63	3/8	114-127	@Milwaukee	L	22-41	11,052
64	3/10	129-111	LA Clippers	W	23-41	4367
65	3/12	120-114	Portland	W	24-41	3482
66	3/13	100-118	@Dallas	L	24-42	16,963
67	3/15	112-115	@Utah	L	24-43	9703
68	3/17	107-101	Utah	W	25-43	3737
69	3/20	118-117*	@Philadelphia	W	26-43	8874
70	3/22	121-102	@Atlanta	W	27-43	13,890
71	3/23	113-105	New York	W	28-43	4554
72	3/25	121-106	Seattle	W	29-43	3787
73	3/26	93-115	@Houston	L	29-44	11,438
74	3/28	115-133	@Denver	L	29-45	10,449
75	3/30	137-121	Golden State	W	30-45	4999
76	4/3	122-124	@LA Clippers	L	30-46	7541
77	4/5	125-132	@LA Lakers	L	30-47	14,625
78	4/6	125-141	@Golden State	L	30-48	4836
79	4/9	117-105	Dallas	W	31-48	3862
80	4/11	123-125	Houston	L	31-49	7396
81	4/12	112-117	@San Antonio	L	31-50	7317
82	4/14	116-122	LA Lakers	L	31-51	11,371

* = OT

FINAL STATISTICS

PLAYER	G.	MIN.	FGM	FGA	PCT.	FTM	FTA	PCT.	OFF.	DEF.	TOT.	AST.	PF	DQ	STL.	BLK.	PTS.	AVG.
Eddie Johnson	82	3029	769	1565	.491	325	373	.871	151	256	407	273	237	2	83	22	1876	22.9
Mike Woodson	78	1998	530	1068	.496	264	330	.800	69	129	198	143	216	1	117	28	1329	17.0
Reggie Theus	82	2543	501	1029	.487	334	387	.863	106	164	270	656	250	0	95	18	1341	16.4
Larry Drew	72	2373	457	913	.501	154	194	.794	39	125	164	484	147	0	93	8	1075	14.9
Otis Thorpe	82	1918	411	685	.600	230	371	.620	187	369	556	111	256	2	34	37	1052	12.8
LaSalle Thompson	82	2458	369	695	.531	227	315	.721	274	580	854	130	328	4	98	128	965	11.8
Mike Olberding	81	2277	265	528	.502	293	352	.832	139	374	513	243	298	8	56	11	823	10.2
Billy Knight* (KC)	16	189	31	69	.449	13	16	.813	10	12	22	21	14	0	2	1	76	4.8
Joe Meriweather	76	1061	121	243	.498	96	124	.774	94	169	263	27	181	1	17	28	339	4.5
Don Buse	65	939	82	203	.404	23	30	.767	21	40	61	203	75	0	38	1	218	3.4
Ed Nealy	22	225	26	44	.591	10	19	.526	15	29	44	18	26	0	3	1	62	2.8
Mark McNamara (KC)	33	210	28	58	.483	23	44	.523	24	33	57	6	22	0	5	7	79	2.4
Peter Verhoeven	54	366	51	108	.472	21	25	.840	28	35	63	17	85	1	15	7	123	2.3
Dane Suttle*	6	24	6	13	.462	2	2	1.000	04	3	3	2	3	0	1	0	14	2.3
David Pope* (KC)	22	129	17	53	.321	7	13	.538	9	9	18	5	30	0	3	3	41	1.9
Kenny Natt* (KC)	4	16	0	1	.000	0	0	—	1	0	1	3	1	0	0	0	0	0.0
Kings	82	19755	3664	7275	.504	2022	2595	.779	1167	2327	3494	2342	2169	19	661	300	9413	114.8
Opponents	82	19755	3805	7461	.510	1957	2546	.769	1166	2267	3433	2344	2205	30	761	512	9632	117.5

3-Pt. FG: Kansas City 62-238 (.265); *Knight 1-1 (1.000); Meriweather 1-2 (.500); Buse 31-87 (.356); Drew 7-28 (.250); Johnson 13-54 (.241); Woodson 5-21 (.238); Theus 5-38 (.139); Olberding 0-3; Thorpe 0-2; *Pope 0-1; *Suttle 0-1; Verhoeven 0-1. Opponents 65-259 (.251).

* Did not finish season with team

1985-86 SACRAMENTO KINGS

Front row — from left to right, Reggie Theus, Mark Olberding, Otis Thorpe, Rich Kelley, Joe Kleine, LaSalle Thompson, Eddie Johnson. Back row — from left to right, Assistant Coach Jerry Reynolds, Assistant Coach Frank Hamblen, Head Coach Phil Johnson, Mike Bratz, Carl Henry, Terry Tyler, Mike Woodson, Larry Drew, President and General Manager Joe Axelson, Trainer Bill Jones.

FINAL STATISTICS

PLAYER	G.	MIN.	FGM	FGA	PCT.	FTM	FTA	PCT.	OFF.	DEF.	TOT.	AST.	PF	DQ	STL.	TO	BLK.	PTS.	AVG.
Eddie Johnson	82	2514	623	1311	.475	280	343	.816	173	246	419	214	237	0	54	191	17	1530	18.7
Reggie Theus	82	2919	546	1137	.480	405	490	.827	73	231	304	788	231	3	112	327	20	1503	18.3
Mike Woodson	81	2417	510	1073	.475	242	289	.837	94	132	226	197	215	1	92	145	37	1264	15.6
LaSalle Thompson	80	2377	411	794	.518	202	276	.732	252	518	770	168	295	8	71	184	109	1024	12.8
Larry Drew	75	1971	376	776	.485	128	161	.795	25	100	125	338	134	0	66	133	2	890	11.9
Otis Thorpe	75	1675	289	492	.587	164	248	.661	137	283	420	84	233	3	35	123	34	742	9.9
Terry Tyler	71	1651	295	649	.455	84	112	.750	109	204	313	94	159	0	64	94	108	674	9.5
Mark Olberding	81	2157	225	403	.558	162	210	.771	113	310	423	266	276	3	43	148	23	612	7.6
Joe Kleine	80	1180	160	344	.465	94	130	.723	113	260	373	46	224	1	24	107	34	414	5.2
Carl Henry	28	149	31	67	.463	12	17	.706	8	11	19	4	11	0	5	9	0	78	2.8
Michael Adams*	18	139	16	44	.364	8	12	.667	2	4	6	22	9	0	9	11	1	40	2.2
Mike Bratz	33	269	26	70	.371	14	18	.778	2	21	23	39	43	0	13	17	0	70	2.1
Rich Kelley	37	324	28	49	.571	18	22	.818	29	52	81	43	62	0	10	22	3	74	2.0
David Cooke*	6	38	2	11	.182	5	10	.500	5	5	10	1	5	0	4	2	0	9	1.5
Kings	82	19780	3538	7220	.490	1818	2338	.778	1135	2377	3512	2304	2134	19	602	1553	388	8924	108.8
Opponents	82	19780	3566	7225	.494	1971	2609	.755	1142	2339	3481	2118	2083	29	751	1409	478	9176	111.9

3-Pt. FG: Sacramento Kings 30-134 (.224); Henry 4-10 (.400); Drew 10-31 (.323); Bratz 4-14 (.286); Johnson 4-20 (.200); Theus 6-35 (.171); Woodson 2-13 (.154); *Adams 0-3; Tyler 0-3; Kelley 0-2; Olberding 0-2; Thompson 0-1.
Opponents 73-281 (.260).
* Did not finish season with team

1985-86 PLAYOFFS

Fifth Place in Midwest Division
First Round (0-3)

April 17	Sacramento 87	@	Houston	107
April 19	Sacramento 103	@	Houston	111
April 22	Sacramento 98	vs.	Houston	113

TEAM NOTES

- With the seventh overall pick in the 1985 NBA Draft (June 18), the Kings made Arkansas forward Joe Kleine the club's first draft selection in the Sacramento era.
- On August 20, 1985, the Atlantic Richfield Company (ARCO) and the Sacramento Sports Association, owners of the Kings and the Sacramento Sports Arena, agreed to a 10-year sponsorship contract which included naming the facility ARCO Arena.
- On October 25, 1985, the LA Clippers defeated the Kings, 108-104, before a sold out crowd of 10,333 at ARCO Arena in the first regular season professional basketball game played in Sacramento.
- Kings clinched a berth in the Western Conference playoffs on April 5, 1986 with a 119-110 victory versus Phoenix.
- On April 22, 1986, in the third game of a first round Western Conference playoff matchup, the Houston Rockets defeated the Kings, 113-98, before a standing room only crowd at ARCO Arena. The Rockets went on to defeat the Kings, 3-0, in the series and advance to the NBA Finals before losing, 4-2, to the Boston Celtics.

1985-86 GAME-BY-GAME

G	DATE	SCORE	W/L +/-	OPPONENT	W/L	REC	KINGS HI. SCORER	OPPONENT HI. SCORER	ATT
1	10/25	104-108	-4	LA Clippers	L	0-1	Theus-24	Smith-36	10,333
2	10/26	112-123	-11	@Denver	L	0-2	Thorpe-24	English-32	9309
3	10/31	122-116	+6	Houston	W	1-2	Johnson-37	Olajuwon-30	10,333
4	11/2	113-119	-6	@Dallas	L	1-3	Thorpe-24	Aguirre-42	16,373
5	11/7	94-95	-1	Cleveland	L	1-4	Drew-23	Free-29	10,333
6	11/9	98-93	+5	Seattle	W	2-4	Woodson-17	McDaniel-18	10,333
7	11/10	111-117	-6	@Golden State	L	2-5	Thorpe-24	Short/Smith-21	11,568
8	11/12	115-126	-11	@Portland	L	2-6	Johnson/Drew-26	Vandeweghe-26	12,666
9	11/14	112-103	+9	Golden State	W	3-6	Johnson-29	Short-32	10,333
10	11/16	96-100	-4	Utah	L	3-7	Drew-24	Dantley-36	10,333
11	11/19	103-99	+4	@San Antonio	W	4-7	Woodson-26	Mitchell-18	5486
12	11/21	97-131	-34	Milwaukee	L	4-8	Johnson-28	Lister/Breuer-19	10,333
13	11/23	118-122	-4	@Denver	L	4-9	Johnson-22	Natt-29	11,793
14	11/24	103-118	-15	New Jersey	L	4-10	Theus/Wood-16	Birdsong-21	10,333
15	11/26	111-107	+4	Phoenix	W	5-10	Theus-25	Edwards-30	10,333
16	11/29	111-133	-22	@Dallas	L	5-11	Theus-23	Aguirre/Perkins-27	17,007
17	11/30	114-131	-17	@Houston	L	5-12	Theus-27	Olajuwon/Leavell-21	14,840
18	12/3	131-118	+13	Chicago	W	6-12	Johnson-29	Wooldridge-23	10,333
19	12/4	103-128	-25	@LA Clippers	L	6-13	Theus/Wood-14	Johnson-31	5472
20	12/7	122-112	+10	@Detroit	W	7-13	Woodson-29	Thomas-27	12,467
21	12/8	89-111	-22	@Washington	L	7-14	Woodson-18	Ruland-25	4553
22	12/10	100-106	-6	@New Jersey	L	7-15	Johnson-23	Richardson-23	9018
23	12/11	101-118	-17	@Boston	L	7-16	Henry-18	Bird-24	14,890
24	12/14	108-103	+5	@Chicago	W	8-16	Theus-21	Green-21	8823
25	12/15	82-140	-58	@Milwaukee	L	8-17	Theus-18	Cummings-21	10,103
26	12/17	132-121	+11	Detroit	W	9-17	Theus-27	Thomas-28	10,333
27	12/19	106-107	-1	@Phoenix	L	9-18	Theus-26	Nance-30	9429
28	12/21	116-117	-1	LA Lakers	L	9-19	Johnson-31	Johnson-24	10,333
29	12/26	121-131	-10	@Golden State	L	9-20	Johnson/Theus-30	Short-41	10,431
30	12/28	111-133	-22	LA Lakers	L	9-21	Theus/Thompson-21	Worthy-31	10,333
31	12/30	84-87	-3	Philadelphia	L	9-22	Johnson-16	Barkley-26	10,333
32	1/2	114-106	+8	San Antonio	W	10-22	Woodson-24	Matthews-23	10,333
33	1/4	112-107	+5	Denver	W	11-22	Woodson-28	English-28	10,333
34	1/6	106-87	+19	Washington	W	12-22	Woodson-21	Williams-22	10,333
35	1/8	88-87	+1	@Indiana	W	13-22	Woodson-25	Williams-18	6557
36	1/10	102-113	-11	@Philadelphia	L	13-23	Theus-23	Malone-26	12,147
37	1/11	101-105	-4	@Cleveland	L	13-24	Woodson-23	Free-24	8495
38	1/13	97-115	-18	@New York	L	13-25	Woodson-21	Ewing-24	12,571
39	1/14	104-115	-11	@Atlanta	L	13-26	Tyler-20	Wilkins-25	4343
40	1/17	125-111	+14	@Golden State	W	14-26	Woodson-31	Short-28	11,409
41	1/18	98-96*	+2	Seattle	W	15-26	Johnson-24	Sikma-30	10,333
42	1/21	119-110	+9	Dallas	W	16-26	Johnson-27	Blackman-23	10,333
43	1/23	107-124	-17	@Houston	L	16-27	Thompson-22	Reid-23	13,215
44	1/25	125-129	-4	Portland	L	16-28	Theus-28	Vandeweghe-33	10,333
45	1/26	121-116	+5	@Portland	W	17-28	Johnson-38	Vandeweghe-29	12,666
46	1/28	125-120	+5	Denver	W	18-28	Tyler-26	English-36	10,333
47	1/30	109-111	-2	Houston	L	18-29	Woodson-26	Lloyd-26	10,333
48	1/31	101-113	-12	@Utah	L	18-30	Theus-37	Dantley-33	10,545
49	2/3	94-90	+4	New York	W	19-30	Woodson-24	Ewing-18	10,333
50	2/6	115-106	+9	Seattle	W	20-30	Theus-23	Henderson/Young-18	10,333
51	2/11	105-100	+5	Boston	W	21-30	Woodson-27	Bird-29	10,333
52	2/13	114-123	-9	Atlanta	L	21-31	Theus-28	Wilkins-43	10,333
53	2/16	94-113	-19	@San Antonio	L	21-32	Drew-18	Lamp-16	7342
54	2/18	115-105	+10	Houston	W	22-32	Theus/Wood-22	Sampson-24	10,333
55	2/20	107-105	+2	San Antonio	W	23-32	Jhsn/Theus/Wood-18	Robertson-21	10,333
56	2/21	118-110	+8	@Phoenix	W	24-32	Johnson-36	Davis-31	12,345
57	2/23	127-124	+3	Golden State	W	25-32	Johnson-23	Short-34	10,333
58	2/25	102-100	+2	@Seattle	W	26-32	Johnson-20	Henderson-22	5069
59	2/28	121-100	+21	Indiana	W	27-32	Theus-27	Williams-25	10,333
60	3/1	94-110	-16	@Utah	L	27-33	Theus-17	Dantley-25	12,452
61	3/4	94-92	+2	Utah	W	28-33	Theus/Johnson-19	Dantley-36	10,333
62	3/6	105-116	-11	@Houston	L	28-34	Woodson-34	Sampson-35	12,802
63	3/8	121-122**	-1	@LA Lakers	L	28-35	Thorpe-28	Johnson-33	17,505
64	3/9	102-117	-15	Dallas	L	28-36	Woodson-17	Blackman-27	10,333
65	3/11	132-120	+12	San Antonio	W	29-36	Theus-33	Mitchell-31	10,333
66	3/12	127-120*	+7	@Dallas	W	30-37	Theus-32	Blackman-46	16,890
67	3/14	104-105	-1	@LA Clippers	L	30-37	Johnson-29	Benjamin-26	7717
68	3/16	113-119	-6	@Denver	L	30-38	Johnson-29	English-36	14,366
69	3/18	117-113	+4	Denver	W	31-38	Johnson-24	English-29	10,333
70	3/19	104-108	-4	@Phoenix	L	31-39	Theus-25	Davis-26	10,676
71	3/22	113-115	-2	LA Lakers	L	31-40	Theus-20	Worthy-32	10,333
72	3/23	102-112	-10	@Portland	L	31-41	Woodson-39	Drexler-32	12,666
73	3/25	116-99	+17	Portland	W	32-41	Drew/Theus/Tyler-18	Vanderweghe-23	10,333
74	3/27	103-101	+2	@Seattle	W	33-41	Theus-24	Sikma-24	5093
75	3/29	103-112	-9	LA Clippers	L	33-42	Thompson-20	Benjamin/Cage-21	10,333
76	4/1	109-99	+10	@San Antonio	W	34-42	Woodson-21	Mitchell-24	5371
77	4/3	105-135	-30	@LA Lakers	L	34-43	Woodson-19	Scott-24	17,505
78	4/5	119-110	+9	Phoenix	W	35-43	Theus-21	Davis-20	10,333
79	4/7	122-115	+7	Dallas	W	36-43	Theus-19	Aguirre-24	10,333
80	4/9	113-108	+5	@Utah	W	37-43	Johnson-26	Dantley-45	12,230
81	4/10	108-119	-11	Utah	L	37-44	Thompson-24	Bailey-22	10,333
82	4/12	92-105	-13	LA Lakers	L	37-45	Thompson-25	Scott-22	10,333

* = OT

1986-87 SACRAMENTO KINGS

Front row — from left to right, Mark Olberding, Eddie Johnson, Joe Kleine, LaSalle Thompson, Johnny Rogers, Otis Thorpe. Back row — from left to right, Head Coach Jerry Reynolds, President and General Manager Joe Axelson, Othell Wilson, Terry Tyler, Reggie Theus, Harold Pressley, Derek Smith, Franklin Edwards, Assistant Coach Don Buse, Trainer Bill Jones.

FINAL STATISTICS

PLAYER	G.	MIN.	FGM	FGA	PCT.	FTM	FTA	PCT.	OFF.	DEF.	TOT.	AST.	PF	DQ	STL.	TO	BLK.	PTS.	AVG.
Reggie Theus	79	2872	577	1223	.472	429	495	.867	86	180	266	692	208	3	78	289	16	1600	20.3
Otis Thorpe	82	2956	567	1050	.540	413	543	.761	259	560	819	201	292	11	46	189	60	1547	18.9
Eddie Johnson	81	2457	606	1309	.463	267	322	.829	146	207	353	251	218	4	42	163	19	1516	18.7
Derek Smith	52	1658	338	757	.447	178	228	.781	60	122	182	204	184	3	46	126	23	863	16.6
LaSalle Thompson	82	2166	362	752	.481	188	255	.737	237	450	687	122	290	6	69	143	126	912	11.1
Terry Tyler	82	1930	329	664	.495	101	140	.721	116	212	328	73	151	1	55	78	78	760	9.3
Joe Kleine	79	1658	256	543	.471	110	140	.786	173	310	483	71	213	2	35	90	30	622	7.9
Brook Steppe*	34	665	95	199	.477	73	88	.830	21	40	61	81	56	0	18	54	3	266	7.8
Harold Pressley	67	913	134	317	.423	35	48	.729	68	108	176	120	96	1	40	63	21	310	4.6
Johnny Rogers	45	468	90	185	.486	9	15	.600	30	47	77	26	66	0	9	20	8	189	4.2
Othell Wilson	53	789	82	185	.443	43	54	.796	28	53	81	207	67	0	42	77	4	210	4.0
Franklin Edwards	8	122	9	32	.281	10	14	.714	2	8	10	29	7	0	5	17	0	28	3.5
Mark Olberding	76	1002	69	165	.418	116	131	.885	50	135	185	91	144	0	18	56	9	254	3.3
Bruce Douglas*	8	98	7	24	.292	0	4	.000	5	9	14	17	9	0	9	9	0	14	1.8
Jerry Eaves*	3	26	1	8	.125	2	2	1.000		1	0	1	0	6	0	1	2	0	4
1.3																			
Kings	82	19780	3522	7413	.475	1974	2479	.796	1282	2441	3723	2185	2007	31	513	1403	397	9095	110.9
Opponents	82	19780	3656	7469	.489	1922	2500	.769	1160	2355	3515	2154	2068	21	707	1210	487	9359	114.1

3-Pt. FG: Sacramento Kings 77-307 (.251); *Steppe 3-9 (.333); Tyler 1-3 (.333); Johnson 37-118 (.314); Smith 9-33 (.273); Pressley 7-28 (.250); Theus 17-78 (.218); Wilson 3-18 (.167); Rogers 0-5; Thompson 0-5; Edwards 0-4; Thorpe 0-3; *Douglas 0-1; Kleine 0-1; Olberding 0-1. Opponents 125-395 (.316).

* Did not finish season with team

1954-55 PLAYOFFS

Semifinals (1-2)

March 16	Rochester	78	@	Minneapolis	82
March 18	Rochester	94	vs.	Minneapolis	92
March 19	Rochester	110	@	Minneapolis	119

TEAM NOTES

- Prior to the 1986-87 campaign, Kings officials announced the franchise had achieved a season ticket base of 9,600.
- Second-year forward Otis Thorpe received EDGE/NBA Player of the Week honors (Jan. 11-18) after averaging 23.3 ppg on .685 field goal shooting in leading the team to victories over Portland (120-118) and Seattle (125-115).
- With a 14-32 record, Head Coach Phil Johnson and Assistant Coach Frank Hamblen were relieved of their duties on February 9, 1987. Assistant Coach Jerry Reynolds was named interim head coach and former Kings guard Don Buse was named interim assistant coach.
- On April 22, 1987, the NBA Board of Governors granted the Kings a one-year extension on their request to delay completion of ARCO Arena II until the 1988-89 season. A divisional realignment was also announced, moving the Kings from the Midwest Division into the Pacific Division, beginning in 1988-89.
- On April 27, 1987, the Kings named NBA Hall of Fame center Bill Russell as head coach, effective June 1, 1987. Willis Reed joined the staff as an assistant coach on May 23, 1986.
- On May 19, 1987, Sacramento Basketball Banquet I was held honoring local high school, junior college, and collegiate basketball players and coaches, including California standout guard and Sacramento High School graduate Kevin Johnson. Otis Thorpe was selected by the media as the Kings Player of the Year. Jim Pollard was chosen as the California Basketball Legend and Indiana University Head Coach Bobby Knight was the keynote speaker.
- With the sixth overall selection in the 1987 NBA Draft, the Kings selected North Carolina guard Kenny Smith.

1986-87 GAME-BY-GAME

G	DATE	SCORE	W/L +/-	OPPONENT	W/L	REC	KINGS HI. SCORER	OPPONENT HI. SCORER	ATT
1	10/31	107-106	+1	LA Clippers	W	1-0	Theus-32	Maxwell-21	10,333
2	11/1	103-114	-11	@Seattle	L	1-1	Theus-25	McDaniel-27	6296
3	11/4	84-100	-16	Houston	L	1-2	Smith-22	Olajuwon-26	10,333
4	11/6	95-106	-11	New York	L	1-3	Smith-26	Cartwright-21	10,333
5	11/8	90-102	-12	@Houston	L	1-4	Steppe-17	Olajuwon/Wiggins-25	16,016
6	11/11	119-114	+5	Cleveland	W	2-4	Smith-25	Harper-34	10,333
7	11/12	110-108	+2	@Denver	W	3-4	Tyler-20	Alarie-20	7225
8	11/16	111-113	-2	@LA Lakers	L	3-5	Smith-26	Johnson-34	13,421
9	11/18	105-119	-14	@Seattle	L	3-6	Smith-21	Ellis-28	5411
10	11/20	92-83	+9	Indiana	W	4-6	Thorpe-20	Person-21	10,333
11	11/22	99-107	-8	Milwaukee	L	4-7	Tyler-23	Cummings-24	10,333
12	11/25	123-102	+21	Phoenix	W	5-7	Thorpe-27	Davis-28	10,333
13	11/26	117-129	-12	@Dallas	L	5-8	Johnson-26	Aguirre-29	16,954
14	11/28	97-103	-6	Golden State	L	5-9	Theus-30	Carroll-23	10,333
15	11/30	109-113	-4	Atlanta	L	5-10	Theus-28	Wilkins-27	10,333
16	12/2	124-127	-3	Dallas	L	5-11	Thorpe-30	Aguirre-32	10,333
17	12/4	102-106	-4	Portland	L	5-12	Johnson-22	Drexler-31	10,333
18	12/6	111-114	-3	Utah	L	5-13	Thompson-26	Tripucka/Griffith-20	10,333
19	12/9	120-107	+13	@New Jersey	W	6-13	Theus-33	Woolridge/Washington-27	7521
20	12/10	101-108	-7	@Detroit	L	6-14	Thorpe-23	Dantley-33	10,344
21	12/12	120-130	-10	@Atlanta	L	6-15	Johnson-28	Wilkins-28	11,808
22	12/13	106-119	-13	@Houston	L	6-16	Theus-26	Olajuwon-28	16,016
23	12/16	119-120	-1	Denver	L	6-17	Smith-31	English-45	10,333
24	12/18	117-113	+4	@LA Clippers	W	7-17	Theus-26	Woodson-28	6825
25	12/20	122-114	+8	Phoenix	W	8-17	Smith-27	Davis-28	10,333
26	12/23	117-127*	-10	LA Lakers	L	8-18	Theus/Thompson-20	Johnson-46	10,333
27	12/27	95-99	-4	Philadelphia	L	8-19	Thorpe-26	Robinson-23	10,333
28	12/29	102-119	-17	Boston	L	8-20	Kleine-17	Bird-27	10,333
29	1/2	109-115	-6	@Golden State	L	8-21	Theus-30	Carroll-35	11,726
30	1/4	111-128	-17	@Portland	L	8-22	Smith-25	Drexler-26	12,666
31	1/6	112-104	+8	Denver	W	9-22	Thorpe-27	English-30	10,333
32	1/9	99-109	-10	@Boston	L	9-23	Steppe-22	Parish-28	14,890
33	1/10	115-119	-4	@New York	L	9-24	Thorpe-25	Ewing-34	12,423
34	1/12	109-113	-4	@Washington	L	9-25	Thorpe-26	M. Malone-41	6215
35	1/13	89-113	-24	@Milwaukee	L	9-26	Thompson-19	Cummings-23	10,765
36	1/15	120-118	+2	Portland	W	10-26	Theus/Thorpe-29	Vandeweghe-37	10,333
37	1/17	125-115	+10	Seattle	W	11-26	Theus-29	McDaniel-37	10,333
38	1/20	123-114	+9	Golden State	W	12-26	Theus-31	Floyd-24	10,333
39	1/23	89-109	-20	@Portland	L	12-27	Thorpe/Tyler-12	Carr-20	12,666
40	1/24	138-113	+25	Detroit	W	13-27	Johnson-27	Dumars-24	10,333
41	1/27	118-115	+3	New Jersey	W	14-27	Thorpe-21	Woolridge-22	10,333
42	1/29	107-113	-6	San Antonio	L	14-28	Smith-21	Berry-24	10,333
43	1/31	113-142	-29	@Denver	L	14-29	Johnson-23	English-33	11,354
44	2/1	113-121	-8	Utah	L	14-30	Johnson-29	Green-24	10,333
45	2/3	95-101	-6	@Utah	L	14-31	Theus-26	Bailey-25	11,826
46	2/4	92-128	-36	@LA Lakers	L	14-32	Theus-25	Scott-21	14,729
47	2/10	98-114	-16	LA Lakers	L	14-33	Thorpe-27	Scott-30	10,333
48	2/12	129-125	+4	Dallas	W	15-33	Theus-24	Aguirre-40	10,333
49	2/14	136-111	+25	Washington	W	16-33	Smith-21	Cook-21	10,333
50	2/16	124-120*	+4	@Chicago	W	17-33	Thorpe-29	Jordan-43	13,771
51	2/18	119-129	-10	@Cleveland	L	17-34	Theus/Johnson-27	Daughtery-33	6231
52	2/20	91-123	-32	@Philadelphia	L	17-35	Theus-22	Toney-32	15,344
53	2/22	101-103	-2	@Indiana	L	17-36	Theus-32	Tisdale-35	14,460
54	2/24	112-106	+6	@San Antonio	W	18-36	Johnson-31	Mitchell-25	7306
55	2/25	101-108	-7	@Dallas	L	18-37	Theus-28	Blackman-35	17,007
56	2/28	106-111	+5	@LA Clippers	L	18-38	Thorpe-26	Benjamin-20	8575
57	3/2	117-114	+3	@Denver	W	19-38	Johnson/Thorpe-24	English-26	8144
58	3/4	102-108*	-6	Houston	L	19-39	Thorpe-30	Petersen-28	10,333
59	3/6	119-130	-11	@San Antonio	L	19-40	Johnson-38	Mitchell/Robertson-27	5606
60	3/7	102-105	-3	@Phoenix	L	19-41	Thorpe-26	Davis-36	12,037
61	3/10	114-125	-11	@Golden State	L	19-42	Theus-30	Carroll-31	10,816
62	3/12	109-113	-4	Utah	L	19-43	Johnson-36	Malone-37	10,333
63	3/14	116-123	-7	@Utah	L	19-44	Theus-29	Malone-29	12,212
64	3/15	107-106	+1	Seattle	W	20-44	Thorpe-22	Elis-40	10,333
65	3/17	106-108	-2	San Antonio	L	20-45	Thorpe-27	Robertson-30	10,333
66	3/19	104-105	-1	Dallas	L	20-46	Theus-18	Aguirre-28	10,333
67	3/21	97-112	-15	Chicago	L	20-47	Johnson-29	Jordan-40	10,333
68	3/22	121-129	-8	@LA Lakers	L	20-48	Theus-33	Johnson-33	17,505
69	3/24	128-116	+12	Portland	W	21-48	Johnson-26	Drexler-32	10,333
70	3/26	124-115	+9	Phoenix	W	22-48	Thorpe-24	W. Davis-26	10,333
71	3/28	113-91	+22	LA Clippers	W	23-48	Johnson-20	Woodson-25	10,333
72	3/31	129-132	-3	@Seattle	L	23-49	Thorpe-34	Chambers-36	6095
73	4/2	125-115	+10	@LA Clippers	W	24-49	Theus-32	Woodson-29	6719
74	4/4	120-108	+12	Houston	W	25-49	Thorpe-28	Reid-22	10,333
75	4/6	110-104	+6	@Utah	W	26-49	Thorpe-24	Tripucka-19	12,212
76	4/8	111-110	+1	@San Antonio	W	27-49	Johnson/Theus-24	Berry/Greenwood-20	5276
77	4/9	102-112	-10	@Houston	L	27-50	Thrope-30	Reid-26	16,279
78	4/11	118-124*	-6	Golden State	L	27-51	Theus-25	Carroll-31	10,333
79	4/13	123-118	+5	San Antonio	W	28-51	Theus-28	Berry/Greenwood-27	10,333
80	4/14	123-132	-9	@Phoenix	L	28-52	Johnson-32	Nance-35	11,369
81	4/16	123-117	+6	Denver	W	29-52	Thorpe-28	English-30	10,333
82	4/18	121-125	-4	@Dallas	L	29-53	Johnson-30	Aguirre-24	17,007

* = OT

1987-88 SACRAMENTO KINGS

Front row — from left to right, Harold Pressley, Otis Thorpe, Joe Kleine, Joe Arlauckas, Ed Pinckney, Reggie Theus. Back row — from left to right, Assistant Coach Phil Johnson, Michael Jackson, Conner Henry, Terry Tyler, Derek Smith, Kenny Smith, Head Coach Jerry Reynolds, Trainer Bill Jones.

FINAL STATISTICS

PLAYER	G.	MIN.	FGM	FGA	PCT.	FTM	FTA	PCT.	OFF.	DEF.	TOT.	AST.	PF	DQ	STL.	TO	BLK.	PTS.	AVG.
Reggie Theus	73	2653	619	1318	.470	320	385	.831	72	160	232	463	173	0	59	234	16	1574	21.6
Otis Thorpe	82	3072	622	1226	.507	460	609	.755	279	558	837	266	264	3	62	228	56	1704	20.8
Kenny Smith	61	2170	331	694	.477	167	204	.819	40	98	138	434	140	1	92	184	8	841	13.8
Mike McGee (Tot)	48	1003	223	530	.421	76	102	.745	55	73	128	71	81	0	52	65	6	575	12.0
Mike McGee (Sac)	37	886	201	478	.421	74	96	.771	51	61	112	58	75	0	47	58	6	524	14.2
Derek Smith	35	899	174	364	.478	87	113	.770	35	68	103	89	108	2	21	48	17	443	12.7
Joe Kleine	82	1999	324	686	.472	153	188	.814	179	400	579	93	228	1	28	107	59	801	9.8
Harold Pressley	80	2029	318	702	.453	103	130	.792	139	230	369	185	211	4	84	135	55	775	9.7
Franklin Edwards	16	414	54	115	.470	24	32	.750	4	15	19	92	10	0	10	47	1	132	8.3
LaSalle Thompson	69	1257	215	456	.471	118	164	.720	138	289	427	68	217	1	54	109	73	550	8.0
Conner Henry (Tot)	39	433	62	150	.413	39	47	.830	13	36	49	67	37	0	12	39	5	183	4.7
Conner Henry (Sac)	15	207	38	81	.469	26	30	.867	6	14	20	26	15	0	7	16	3	117	7.8
Ed Pinckney	79	1177	179	343	.522	133	178	.747	94	136	230	66	118	0	39	77	32	491	6.2
Terry Tyler	74	1185	184	407	.452	41	64	.641	87	155	242	56	85	0	43	43	47	410	5.5
Jawann Oldham	54	946	119	250	.476	59	87	.678	82	222	304	33	143	2	12	62	110	297	5.5
Joe Arlauckas	9	85	14	43	.326	6	8	.750	6	7	13	8	16	0	3	4	4	34	3.8
Michael Jackson	58	760	64	171	.374	23	32	.719	17	42	59	179	81	0	20	58	5	157	2.7
M. Nessley (Tot)	44	336	20	52	.385	8	18	.444	23	59	82	16	89	1	8	23	12	48	1.1
M. Nessley (Sac)	9	41	2	3	.667	1	4	.250	3	6	9	0	11	0	1	2	1	5	0.6
Kings	82	19780	3458	7337	.471	1795	2324	.772	1232	2461	3693	2116	1895	14	582	1457	493	8855	108.0
Opponents	82	19780	3718	7465	.498	1771	2326	.761	1153	2424	3577	2176	1951	20	784	1195	533	9327	113.7

3-Pt. FG: Sacramento Kings 144-450 (.320); Henry 15-31 (.484); Thompson 2-5 (.400); D. Smith 8-23 (.348); McGee 48-141 (.340); Pressley 36-110 (.327); K. Smith 12-39 (.308); Theus 16-59 (.271); Jackson 6-25 (.240); Tyler 1-7 (.143); Thorpe 0-6; Edwards 0-2. Opponents 120-370 (.324).

TEAM NOTES

- In his Sacramento coaching debut (Nov. 6, 1987), Bill Russell guided the Kings to a 134-106 victory over the Golden State Warriors at ARCO Arena.
- On February 29, 1988, Assistant Coach Willis Reed resigned from his post with the Kings to accept the head coaching duties with the New Jersey Nets.
- Managing General Partner Gregg Lukenbill announced a reorganization of the Kings basketball staff on March 7, 1988. Head Coach Bill Russell, with a 17-41 record, was named vice president of basketball operations, Assistant Coach Jerry Reynolds was named head coach, and General Manager Joe Axelson was named vice president of business operations. Reynolds immediately chose former Kings coach Phil Johnson as his assistant. That evening, the Kings defeated the Denver Nuggets, 116-114, in overtime at ARCO Arena.
- Guard Kenny Smith earned All-Rookie honors after averaging 13.8 ppg, 2.3 rpg, and a team-leading 7.1 apg.
- In a Draft Day trade (June 28, 1988), the Kings acquired Atlanta's 1988 first-round draft choice (#18 overall) and guard Randy Wittman in exchange for guard Reggie Theus and the Kings' 1988 third-round choice. With the No. 18 pick, the Kings selected San Jose State guard Ricky Berry.

1987-88 GAME-BY-GAME

G	DATE	SCORE	W/L +/-	OPPONENT	W/L	REC	KINGS HI. SCORER	OPPONENT HI. SCORER	ATT
1	11/6	134-106	+28	Golden State	W	1-0	Thorpe-31	Floyd-29	10,333
2	11/7	100-121	-21	@Utah	L	1-1	Theus-28	Malone-22	12,212
3	11/10	134-123	+11	Denver	W	2-1	Theus-34	English-29	10,333
4	11/12	114-116	-2	Houston	L	2-2	Theus-34	Free-37	10,333
5	11/14	109-130	-21	@Denver	L	2-3	Thorpe/Arlauckas-17	English-29	11,007
6	11/17	111-126	-15	Indiana	L	2-4	Thorpe-29	Tisdale-23	10,333
7	11/19	113-117*	-4	Milwaukee	L	2-5	Thorpe-33	Cummings-34	10,333
8	11/21	96-103	-7	Dallas	L	2-6	K. Smith-25	Harper-27	10,333
9	11/24	94-98	-4	@Portland	L	2-7	Thorpe-21	Drexler-32	12,666
10	11/26	110-102	+8	New Jersey	W	3-7	Theus-25	Birdsong-26	10,333
11	11/28	115-114*	+1	Philadelphia	W	4-7	Thorpe-27	Barkley-37	10,333
12	12/1	120-125*	-5	LA Lakers	L	4-8	Thorpe-31	Abdul-Jabbar-27	10,333
13	12/2	120-147	-27	@Denver	L	4-9	Theus-35	Rasmussen-22	7779
14	12/4	84-98	-14	@LA Clippers	L	4-10	Thorpe-18	Benjamin/Dailey-19	3205
15	12/5	117-126	-9	Utah	L	4-11	Theus-33	Bailey-25	10,333
16	12/8	97-106	-9	@Houston	L	4-12	Theus-25	Olajuwon-26	16,611
17	12/9	98-125	-27	@Dallas	L	4-13	Thorpe-18	Aguirre-28	16,393
18	12/11	113-115	-2	Cleveland	L	4-14	Thorpe-30	Daughery-27	10,333
19	12/13	100-106	-6	Atlanta	L	4-15	Theus-35	Wilkins-28	10,333
20	12/15	128-108	+20	LA Clippers	W	5-15	Thorpe-31	Dailey-20	10,333
21	12/17	109-114	-5	@Seattle	L	5-16	Thorpe/McGee-21	Chambers-42	10,238
22	12/20	109-120	-11	Phoenix	L	5-17	K. Smith-27	Nance-45	10,333
23	12/22	120-96	+24	San Antonio	W	6-17	McGee-30	Robertson-29	10,333
24	12/23	103-117	-14	@LA Lakers	L	6-18	Theus/McGee-17	Johnson-26	17,505
25	12/26	112-110	+2	@Phoenix	W	7-18	Thorpe-28	Nance-27	10,328
26	12/27	102-114	-12	Boston	L	7-19	Thorpe-30	Bird-35	10,333
27	12/29	117-126	-9	@Dallas	L	7-20	Thorpe-25	Aguirre-31	17,007
28	12/30	108-140	-32	@San Antonio	L	7-21	Thmpsn/Pinckney-16	Dawkins-25	7294
29	1/2	107-105	+2	Utah	W	8-21	Theus-36	Malone-26	10,333
30	1/7	119-124	-5	San Antonio	L	8-22	Theus-24	Dawkins-30	10,333
31	1/8	91-98	-7	@Portland	L	8-23	McGee-27	Drexler-35	12,666
32	1/10	109-108	+1	Seattle	W	9-23	Theus-25	Ellis-30	10,333
33	1/14	87-90	-3	@New Jersey	L	9-24	Theus-20	Williams-21	7940
34	1/15	86-122	-36	@Boston	L	9-25	K. Smith-16	Ainge-29	14,890
35	1/17	113-130	-17	@Washington	L	9-26	Thorpe-33	King-28	3863
36	1/19	107-104	+3	Houston	W	10-26	McGee-28	Olajuwon-23	10,333
37	1/23	97-94	+3	New York	W	11-26	Theus-22	Walker-16	10,333
38	1/26	100-116	-16	Seattle	L	11-27	Thorpe-31	Ellis-42	10,333
39	1/28	94-115	-21	LA Lakers	L	11-28	Thorpe-23	Worthy-26	10,333
40	1/30	126-120	+6	@Phoenix	W	12-28	Thorpe-24	Davis-22	14,471
41	2/1	97-95	+2	Chicago	W	13-28	Theus-28	Jordan-37	10,333
42	2/3	91-123	-32	@Utah	L	13-29	Theus-21	Malone-25	12,212
43	2/4	118-101	+17	Dallas	W	14-29	Theus-23	Aguirre-35	10,333
44	2/9	99-117	-18	@Golden State	L	14-30	Thorpe-24	Sampson-34	11,358
45	2/11	123-113	+10	Portland	W	15-30	Thorpe-25	Drexler-28	10,333
46	2/13	114-116	-2	Phoenix	L	15-31	Thorpe-29	Johnson-25	10,333
47	2/15	95-104	-9	@Cleveland	L	15-32	Theus-29	Daugherty-30	13,342
48	2/16	118-115	+3	@Atlanta	W	16-32	K. Smith-24	Wilkins-51	9162
49	2/18	104-108	-4	@New York	L	16-33	Thorpe-30	Wilkins-39	11,702
50	2/19	90-111	-21	@Chicago	L	16-34	Kleine-15	Jordan-49	17,822
51	2/21	112-130	-18	@Indiana	L	16-35	McGee-27	Tisdale-26	13,201
52	2/23	105-121	-16	Detroit	L	16-36	McGee-29	Thomas-26	10,333
53	2/25	110-129	-19	Washington	L	16-37	D. Smith-16	J. Malone-35	10,333
54	2/26	130-133	-3	@Seattle	L	16-38	D. Smith/Thorpe-27	Ellis-37	11,632
55	2/29	110-115	-5	Utah	L	16-39	Theus-22	Malone-41	10,333
56	3/2	90-115	-25	@Dallas	L	16-40	McGee-17	Aguirre/Tarpley-18	17,007
57	3/4	134-132	+2	@San Antonio	W	17-40	Theus-30	Mitchell-28	6347
58	3/5	94-105	-11	@Houston	L	17-41	Thorpe-26	Olajuwon-24	16,611
59	3/7	116-114*	+2	Denver	W	18-41	Theus-33	Lever/Vincent-23	10,333
60	3/9	97-106	-9	Seattle	L	18-42	Thorpe-27	Ellis-24	10,333
61	3/11	118-124	-6	@Philadelphia	L	18-43	Thorpe-31	Barkley-34	8644
62	3/14	97-109	-12	@Detroit	L	18-44	D. Smith/Theus-20	Dantley-19	16,909
63	3/15	97-108	-11	@Milwaukee	L	18-45	D. Smith-26	Breuer/Pressey-17	11,052
64	3/19	121-104	+17	Houston	W	19-45	D. Smith-26	Olajuwon-29	10,333
65	3/20	112-116	-4	@LA Clippers	L	19-46	D. Smith-26	Woodson-36	4920
66	3/23	118-126	-8	@Golden State	L	19-47	D. Smith-30	Mullin-29	9391
67	3/24	97-117	-20	@Utah	L	19-48	K. Smith-22	Bailey-38	12,064
68	3/26	114-92	+22	LA Lakers	W	20-48	K. Smith-30	Scott-26	10,333
69	3/29	103-107	-4	Denver	L	20-49	Smith/Thrpe/Prsly-19	English-30	10,333
70	3/31	111-121	-10	@Denver	L	20-50	Thorpe-22	English-27	14,518
71	4/2	103-105	-2	LA Clippers	L	20-51	Kleine-23	Benjamin-30	10,333
72	4/3	104-108	-4	@LA Lakers	L	20-52	Pinckney-24	Worthy-24	17,505
73	4/6	115-109	+6	San Antonio	W	21-52	Pressley-29	Robertson-23	10,333
74	4/9	92-95	-3	@Phoenix	L	21-53	Theus-31	Gilliam/K. Johnson-16	10,575
75	4/10	121-115	+7	Golden State	W	22-53	Pressley-31	O. Smith-29	10,333
76	4/12	96-104	-8	Dallas	L	22-54	Theus-25	Blackman-32	10,333
77	4/14	105-123	-18	@Houston	L	22-55	Thorpe-20	Olajuwon-20	16,611
78	4/15	112-116	-4	@San Antonio	L	22-56	Pressley-25	Sundvold-25	5049
79	4/17	102-112	-10	@Portland	L	22-57	Thorpe-25	Drexler-27	12,666
80	4/19	120-105	+15	LA Clippers	W	23-57	Theus-33	White-20	10,333
81	4/22	117-109	+8	@Golden State	W	24-57	Theus-24	Mullin-24	10,577
82	4/23	110-124	-14	Portland	L	24-58	Thorpe-35	Drexler-33	10,333

* = OT

1988-89 SACRAMENTO KINGS



Front row — from left to right, Randy Allen, Wayman Tisdale, Jim Petersen, Brad Lohaus, Ben Gillery, Ricky Berry, Rodney McCray. Back row — from left to right, Head Coach Jerry Reynolds, Vice President of Basketball Operations Bill Russell, Kenny Smith, Danny Ainge, Harold Pressley, Vinny Del Negro, Michael Jackson, Assistant Coach Herman Kull, Trainer Bill Jones.

FINAL STATISTICS

PLAYER	G.	MIN.	FGM	FGA	PCT.	FTM	FTA	PCT.	OFF.	DEF.	TOT.	AST.	PF	DQ	STL.	TO	BLK.	PTS.	AVG.
Danny Ainge (Tot)	73	2377	480	1051	.457	205	240	.854	71	184	255	402	186	1	93	145	8	1281	17.5
Danny Ainge (Sac)	28	1028	209	462	.452	91	112	.813	34	67	101	187	78	1	41	63	7	567	20.3
W. Tisdale (Tot)	79	2434	532	1036	.514	317	410	.773	187	422	609	128	290	7	55	172	52	1381	17.5
W. Tisdale (Sac)	31	1108	247	472	.523	119	160	.744	88	211	299	53	109	2	20	65	20	613	19.8
Kenny Smith	81	3145	547	1183	.462	263	357	.737	49	177	226	621	173	0	102	249	7	1403	17.3
LaSalle Thompson*	43	1276	247	536	.461	152	188	.809	120	272	392	44	153	6	46	117	55	646	15.0
Rodney McCray	68	2435	340	729	.466	169	234	.722	143	371	514	293	121	0	57	168	36	854	12.6
Harold Pressley	80	2257	383	873	.439	96	123	.780	216	269	485	174	215	1	93	124	76	981	12.3
Ed Pinckney*	51	1334	224	446	.502	177	221	.801	106	195	301	74	125	1	54	81	43	625	12.3
Ricky Berry	64	1406	255	567	.450	131	166	.789	57	140	197	80	197	4	37	82	22	706	11.0
Jim Petersen	66	1633	278	606	.459	115	154	.747	121	292	413	81	236	8	47	147	68	671	10.2
Derek Smith	29	600	111	276	.402	64	95	.674	30	51	81	60	64	1	19	44	8	289	10.0
Vinny Del Negro	80	1556	239	503	.475	85	100	.850	48	123	171	206	160	2	65	77	14	569	7.1
Joe Kleine*	47	913	116	303	.383	81	88	.920	75	166	241	35	126	2	18	67	18	313	6.7
Brad Lohaus (Tot)	77	1214	210	486	.432	81	103	.786	84	172	256	66	161	1	30	77	56	502	6.5
Brad Lohaus (Sac)	29	476	93	216	.431	46	57	.807	37	77	114	17	60	0	9	28	30	233	8.0
Randy Wittman*	31	416	50	117	.427	16	22	.727	6	20	26	32	12	0	10	12	0	118	3.8
Randy Allen	7	43	8	19	.421	1	2	.500	3	4	7	0	7	0	1	2	1	17	2.4
Michael Jackson	14	70	9	24	.375	1	2	.500	1	3	4	11	12	0	3	4	0	21	1.5
Ben Gillery	24	84	6	19	.316	13	23	.565	7	16	23	2	29	0	2	5	4	25	1.0
Kings	82	19780	3362	7351	.457	1620	2104	.770	1141	2454	3595	1970	1877	28	624	1370	409	8651	105.5
Opponents	82	19780	3589	7420	.484	1747	2301	.759	1171	2604	3775	2107	1821	22	759	1284	442	9106	111.0

3-Pt. FG: Sacramento Kings 307-824 (.373); *Wittman 2-4 (.500); Berry 65-160 (.406); Pressley 119-295 (.403); Ainge 58-150 (.387); K. Smith 46-128 (.359); Jackson 2-6 (.333); Del Negro 6-20 (.300); McCray 5-22 (.227); D. Smith 3-15 (.200); Lohaus 1-7 (.143); Petersen 0-8; *Pinckney 0-6; Tisdale 0-4; Allen 0-1; *Kleine 0-1; *Thompson 0-1. Opponents 181-573 (.316).
* Did not finish season with team

TEAM NOTES

- On November 8, 1988, the long awaited debut of ARCO Arena II became a reality when the Kings hosted the Seattle SuperSonics, losing 97-75 before a sold-out crowd of 16,517. NBA Commissioner David Stern participated in the dedication cermony.

- Midway through the fourth quarter of the Kings-Trail Blazers contest on December 27, 1988, Head Coach Jerry Reynolds collapsed on the sidelines. He lay unconscious for several minutes before doctors revived him and immediately transported him to Sutter Memorial Hospital for further observation. Doctors dismissed cardiac problems, diagnosing the cause of the fainting and dizziness due to a sudden postural change. Reynolds missed the following night's game in Utah, but returned to practice two days later.

- On February 20, 1989, the Kings acquired Indiana forward Wayman Tisdale and the Pacers' 1990 second-round draft choice in exchange for forward LaSalle Thompson and guard Randy Wittman.

- On May 21, 1989, Sacramento won the NBA Lottery's grand prize by receiving the first overall pick in the 1989 NBA Draft. Approximately one month later (June 27), the Kings selected 6-10 Louisville center Pervis Ellison with the No. 1 choice.

1988-89 GAME-BY-GAME

G	DATE	SCORE	W/L +/-	OPPONENT	W/L	REC	KINGS HI. SCORER	OPPONENT HI. SCORER	ATT
1	11/5	103-121	-18	@Portland	L	0-1	K. Smith-22	Drexler-27	12,812
2	11/8	75-97	-22	Seattle	L	0-2	Thompson-16	Ellis-28	16,517
3	11/9	81-105	-24	@Utah	L	0-3	K. Smith-22	Malone-35	11,741
4	11/12	71-111	-40	@Dallas	L	0-4	Pinckney-15	Aguirre-22	17,007
5	11/13	127-129	-2	@Houston	L	0-5	McCray-29	Olajuwon-34	16,611
6	11/15	89-119	-30	Phoenix	L	0-6	K. Smith-23	E. Johnson-27	16,517
7	11/16	101-112	-11	@LA Clippers	L	0-7	D. Smith-27	Benjamin-25	8986
8	11/19	107-96	+11	Indiana	W	1-7	Pinckney-26	Person-22	16,517
9	11/22	98-114	-16	Chicago	L	1-8	Thompson-18	Jordan-32	16,517
10	11/26	97-98	-1	New Jersey	L	1-9	Thompson-22	McGee-29	16,517
11	11/29	123-95	+28	LA Clippers	W	2-9	Thompson-18	Williams-19	16,517
12	12/1	126-133*	-7	Denver	L	2-10	McCray-20	English-34	16,517
13	12/3	73-107	-34	Utah	L	2-11	McCray-14	Malone-26	16,517
14	12/6	113-123	-10	@Atlanta	L	2-12	Thompson-25	Wilkins-26	11,070
15	12/7	96-94	+2	@Miami	W	3-12	D. Smith-21	Sundvold-15	15,008
16	12/9	105-112	-7	@Indiana	L	3-13	K. Smith-33	Person/Williams-25	8210
17	12/10	111-124	-13	@New York	L	3-14	Kleine-19	Jackson/Ewing-26	14,820
18	12/13	108-89	+19	San Antonio	W	4-14	Pressley-26	Dawkins-21	16,517
19	12/15	94-90	+4	Miami	W	5-14	K. Smith-19	Sparrow-24	16,517
20	12/17	111-141	-30	@Seattle	L	5-15	Pressley-21	Ellis-27	9146
21	12/20	104-105	-1	@Houston	L	5-16	K. Smith-22	Olajuwon-20	16,611
22	12/21	107-125	-18	@San Antonio	L	5-17	Pressley-26	G. Anderson-17	8879
23	12/23	102-120	-18	@LA Lakers	L	5-18	K. Smith-20	Scott-27	17,505
24	12/27	112-111	+1	Portland	W	6-18	K. Smith-25	Drexler-27	16,517
25	12/28	80-96	-16	@Utah	L	6-19	Berry/Del Negro-15	Malone-21	12,444
26	1/3	123-96	+27	Dallas	W	7-19	Petersen-25	Blackman-20	16,517
27	1/5	106-120	-14	@Seattle	L	7-20	Petersen-23	Ellis-49	8299
28	1/6	142-147**	-5	@Portland	L	7-21	Thompson-31	Drexler-50	12,848
29	1/10	106-97	+9	LA Lakers	W	8-21	Thompson-23	Worthy/Johnson-22	16,517
30	1/11	106-104	+2	@LA Clippers	W	9-21	Smith-23	Dailey-26	8892
31	1/13	90-111	-21	@Phoenix	L	9-22	McCray-20	E. Johnson-32	13,420
32	1/14	93-102	-9	Seattle	L	9-23	McCray-19	Ellis-31	16,517
33	1/16	110-116	-6	@Denver	L	9-24	Pressley-17	English-29	13,672
34	1/17	123-109	+14	Houston	W	10-24	Pressley-24	Floyd-23	16,517
35	1/19	112-106	+6	New York	W	11-24	K. Smith-23	Ewing-38	16,517
36	1/21	111-136	-25	Golden State	L	11-25	McCray/Del Negro-17	Richmond-25	16,517
37	1/24	110-114	-4	Milwaukee	L	11-26	K. Smith-19	Cummings-31	16,517
38	1/26	112-109	+3	@New Jersey	W	12-26	K. Smith-24	B. Williams-21	8187
39	1/27	116-128	-12	@Boston	L	12-27	Berry-28	Parish-26	14,890
40	1/29	97-122	-25	@Detroit	L	12-28	K. Smith-21	Rodman-24	21,454
41	1/31	104-117	-13	@Milwaukee	L	12-29	Pinckney-21	Humphries-23	15,021
42	2/2	98-109	-11	@Chicago	L	12-30	Berry/K. Smith-18	Jordan-40	17,346
43	2/3	94-110	-16	@Cleveland	L	12-31	Berry-24	Harper-28	18,049
44	2/5	98-102	-4	@Miami	L	12-32	K. Smith-20	Cummings-24	15,008
45	2/7	114-99	+15	San Antonio	W	13-32	Berry-23	W. Anderson-26	16,517
46	2/9	142-117	+25	Golden State	W	14-32	Berry-34	L. Smith-18	16,517
47	2/14	99-107	-8	Washington	L	14-33	K. Smith-29	Catledge-19	16,517
48	2/16	84-95	-11	Detroit	L	14-34	Pinckney-16	John/Laimb/Dumars-20	16,517
49	2/18	101-120	-19	Phoenix	L	14-35	Del Negro-21	Chambers-28	16,517
50	2/20	97-100	-3	LA Lakers	L	14-36	Berry/Smith-15	Scott-33	16,517
51	2/22	91-99	-8	Boston	L	14-37	Pressley-19	McHale-25	16,517
52	2/24	103-115	-12	@LA Lakers	L	14-38	K. Smith-30	Scott-31	17,505
53	2/25	97-94	+3	@Seattle	W	15-38	K. Smith-24	McDaniel-26	11,780
54	2/27	107-116	-9	Seattle	L	15-39	Ainge-22	Ellis/McKey-27	16,517
55	3/1	111-114	-3	Philadelphia	L	15-40	K. Smith/Tisdale-25	Barkley-30	16,517
56	3/2	90-110	-20	@Phoenix	L	15-41	K. Smith/Tisdale-19	Chambers-32	10,369
57	3/4	143-155	-12	@Golden State	L	15-42	Ainge-45	Richmond-47	15,025
58	3/5	110-96	+14	Golden State	W	16-42	K. Smith-28	Richaond-26	16,517
59	3/7	95-105	-10	Cleveland	L	16-43	Ainge-19	Williams-24	16,517
60	3/9	96-106	-10	@Philadelphia	L	16-44	Tisdale-26	Barkley-25	14,134
61	3/10	97-114	-17	@Washington	L	16-45	Tisdale-27	J. Williams/Eackles-16	10,129
62	3/12	114-105	+9	@Charlotte	W	17-45	Tisdale-28	Chapman-37	23,388
63	3/14	95-90	+5	Houston	W	18-45	Ainge-29	Olajuwon-40	16,517
64	3/16	103-119	-16	Atlanta	L	18-46	Ainge-36	Wilkins-27	16,517
65	3/18	100-90	+10	Dallas	W	19-46	K. Smith-23	Dantley-30	16,517
66	3/20	110-117	-7	Charlotte	L	19-47	Tisdale-34	Chapman-25	16,517
67	3/23	92-115	-23	LA Lakers	L	19-48	K. Smith-21	Johnson-25	16,517
68	3/25	106-105	+1	Portland	W	20-48	Ainge-21	Porter-25	16,517
69	3/29	108-114	-6	@LA Clippers	L	20-49	Ainge-26	Dailey-29	8678
70	3/30	135-123	+12	Phoenix	W	21-49	Lohaus-29	Chambers-35	16,517
71	4/1	117-97	+20	Utah	W	22-49	Berry-33	Malone-27	16,517
72	4/4	124-128	-4	@Denver	L	22-50	Ainge/Pressley-24	Adams-25	10,785
73	4/6	116-122	-6	@San Antonio	L	22-51	Tisdale-23	Maxwell-28	10,850
74	4/7	102-115	-13	@Dallas	L	22-52	Berry-23	Harper-34	16,723
75	4/10	108-69	+39	Miami	W	23-52	K. Smith-23	Seikaly-18	16,517
76	4/13	121-112	+9	Denver	W	24-52	Berry-25	English-31	16,517
77	4/15	114-110	+4	@Golden State	W	25-52	Ainge-27	Richmond-28	15,025
78	4/17	85-140	-55	@Phoenix	L	25-53	Tisdale-14	E. Johnson-24	14,471
79	4/18	120-118	+2	Portland	W	26-53	Ainge-32	Drexler-34	16,517
80	4/20	115-118	-3	@LA Lakers	L	26-54	Tisdale-22	Worthy-38	17,505
81	4/22	104-89	+15	LA Clippers	W	27-54	Tisdale-27	C. Smith-22	16,517
82	4/23	120-126*	-6	@Portland	L	27-55	Tisdale-31	Drexler-40	12,880

* = OT

1989-90 SACRAMENTO KINGS

Front row — from left to right, Pervis Ellison, Wayman Tisdale, Danny Ainge, Ralph Sampson, Antoine Carr, Greg Kite. Back row — from left to right, Head Coach Dick Motta, Director of Player Personnel Jerry Reynolds, Michael Jackson, Randy Allen, Harold Pressley, Henry Turner, Rodney McCray, Vinny Del Negro, Sedric Toney, Assistant Coach Herman Kull, Trainer Bill Jones.

FINAL STATISTICS

PLAYER	G.	MIN.	FGM	FGA	PCT.	FTM	FTA	PCT.	OFF.	DEF.	TOT.	AST.	PF	DQ	STL.	TO	BLK.	PTS.	AVG.
Wayman Tisdale	79	2937	726	1383	.525	306	391	.783	185	410	595	108	251	3	54	153	54	1758	22.3
Antoine Carr (Tot)	77	1727	356	721	.494	237	298	.795	115	207	322	119	247	6	30	125	68	949	12.3
Antoine Carr (Sac)	33	924	228	473	.482	158	196	.806	65	108	173	66	119	2	15	71	34	614	18.6
Danny Ainge	75	2727	506	1154	.438	222	267	.831	69	257	326	453	238	2	113	185	18	1342	17.9
Rodney McCray	82	3238	537	1043	.515	273	348	.784	192	477	669	377	176	0	60	174	70	1358	16.6
Kenny Smith*	46	1747	280	607	.461	106	131	.809	11	109	120	303	98	0	57	122	7	688	15.0
Vinny Del Negro	76	1858	297	643	.462	135	155	.871	39	159	198	250	182	2	64	111	10	739	9.7
Harold Pressley	72	1603	240	566	.424	110	141	.780	94	215	309	149	148	0	58	88	36	636	8.8
Pervis Ellison	34	866	111	251	.442	49	78	.628	64	132	196	65	132	4	16	62	57	271	8.0
Sedric Toney (Tot)	64	968	87	250	.348	67	83	.807	14	46	60	174	106	1	33	73	0	264	4.1
Sedric Toney (Sac)	32	682	57	178	.320	46	58	.793	11	35	46	122	71	1	23	52	0	176	5.5
Henry Turner	36	315	58	122	.475	40	65	.615	22	28	50	22	40	0	17	26	7	156	4.3
Ralph Sampson	26	417	48	129	.372	12	23	.522	11	73	84	28	66	1	14	34	22	109	4.2
Randy Allen	63	746	106	239	.444	23	43	.535	49	89	138	23	102	0	16	28	19	235	3.7
Greg Kite	71	1515	101	234	.432	27	54	.500	131	246	377	76	201	2	31	76	51	230	3.2
Mike Williams*	16	88	6	14	.429	3	6	.500	5	17	22	2	28	0	3	3	7	15	0.9
Michael Jackson	17	58	3	11	.273	3	6	.500	2	5	7	8	3	0	5	4	0	10	0.6
Greg Stokes*	11	34	1	9	.111	2	2	1.000	2	3	5	0	8	0	0	3	0	4	0.4
Kings	82	19755	3305	7056	.468	1515	1964	.771	952	2363	3315	2052	1863	17	546	1239	392	8341	101.7
Opponents	82	19755	3384	7158	.473	1828	2324	.787	1146	2531	3677	2022	1740	14	704	1168	391	8756	106.8

3-Pt. FG: Sacramento Kings 216-649 (.333); Kite 1-1 (1.000); Jackson 1-2 (.500); Ainge 108-289 (.374); *Smith 22-59 (.373); Toney 16-50 (.320); Del Negro 10-32 (.313); Pressley 46-148 (.311); McCray 11-42 (.262); Sampson 1-4 (.250); Allen 0-7; Carr 0-3; Tisdale 0-6; Turner 0-3; Ellison 0-2; *Williams 0-1. Opponents 160-507 (.316).

* Did not finish season with team

TEAM NOTES

- On August 14, 1989, guard Ricky Berry was found dead in his home from a self-inflicted gunshot wound, just months after the conclusion of a rookie campaign in which he averaged 11.0 ppg, 3.1 rpg, and 1.3 apg.
- Managing General Partner Gregg Lukenbill announced a reorganization of the club's management and basketball staff on December 19, 1990. Executive Vice President of Business Operations Rick Benner was named president of the Kings and ARCO Arena. Head Coach Jerry Reynolds assumed the position of director of player personnel and would eventually relinquish his coaching position. Bill Russell was released from his position as vice president of basketball operations.
- On January 4, 1990, NBA veteran Dick Motta, the third-winningest head coach in NBA history, replaced Reynolds as the Kings head coach. Reynolds compiled a 56-114 (.330) record in three stints as Kings head coach.
- Kings guard Kenny Smith finished second to Atlanta's Dominique Wilkins in the Gatorade Slam Dunk contest during NBA All-Star Weekend in Miami. Smith's appearance marked only the second time since the club moved to Sacramento in 1985 a player represented the Kings in the All-Star festivities. (Terry Tyler in '86 slam dunk contest was the first).
- The Kings made NBA history at the 1990 NBA Draft (June 27, 1990), becoming the first team to select four first-round draft choices—LaSalle forward Lionel Simmons (#7 overall), Texas guard Travis Mays (#14 overall), Temple center Duane Causwell (#18 overall) and St. Louis forward Anthony Bonner (#23 overall).

1989-90 GAME-BY-GAME

G	DATE	SCORE	W/L +/-	OPPONENT	W/L	REC	KINGS HI. SCORER	OPPONENT HI. SCORER	ATT
1	11/3	96-114	-18	@Portland	L	0-1	McCray-30	Kersey-22	12,884
2	11/4	107-100	+7	Seattle	W	1-1	Tisdale-30	Cage-24	17,014
3	11/7	96-94	+2	Dallas	W	2-1	McCray-24	Blackman-22	17,014
4	11/8	84-102	-18	@Denver	L	2-2	Smith-24	English-21	6933
5	11/10	109-130	-21	@Phoenix	L	2-3	Tisdale-30	Chambers-24	13,590
6	11/14	94-96	-2	Chicago	L	2-4	Smith-22	Jordan-27	17,014
7	11/16	102-121	-19	New York	L	2-5	Tisdale-24	Ewing-32	17,014
8	11/18	107-102	+5	Indiana	W	3-5	McCray-25	Miller-32	17,014
9	11/21	113-115	-2	Orlando	L	3-6	McCray-27	Reynolds-28	17,014
10	11/22	109-133	-24	@Golden State	L	3-7	Tisdale-33	Mullin-37	15,025
11	11/25	112-98	+14	New Jersey	W	4-7	Tisdale-24	Bowie-23	17,014
12	11/28	81-93	-12	Detroit	L	4-8	Ainge-20	Dumars-16	17,014
13	11/30	93-109	-16	LA Lakers	L	4-9	Smith-19	Worthy-22	17,014
14	12/2	84-114	-30	@LA Clippers	L	4-10	McCray-19	Harper-19	10,530
15	12/5	118-103	+15	Milwaukee	W	5-10	Tisdale-34	Pierce-45	17,014
16	12/8	126-121	+5	@Golden State	W	6-10	Tisdale-40	Mullin-30	15,025
17	12/9	101-108	-7	Cleveland	L	6-11	Ainge-25	Price-23	17,014
18	12/12	103-118	-15	Golden State	L	6-12	Tisdale-26	Richmond-27	17,014
19	12/15	112-121	-9	@Denver	L	6-13	McCray/Ainge-24	Davis-35	9112
20	12/17	113-125	-12	Phoenix	L	6-14	Tisdale-25	E. Johnson-37	17,014
21	12/19	112-115	-3	@Atlanta	L	6-15	Tisdale-29	Wilkins-30	10,185
22	12/20	100-103	-3	@San Antonio	L	6-16	Tisdale-36	Cummings/Robinson-26	12,457
23	12/22	92-103	-11	@Houston	L	6-17	Tisdale/McCray-18	Olajuwon-29	15,077
24	12/23	95-102	-7	@Dallas	L	6-18	Ainge-23	Blackman-27	16,127
25	12/26	102-104	-2	@LA Lakers	L	6-19	Tisdale-33	E. Johnson-27	17,505
26	12/27	112-115*	-3	Boston	L	6-20	Ainge-39	Bird-37	17,014
27	12/29	105-95	+10	Philadelphia	W	7-20	Ainge-33	Barkley-28	17,014
28	1/4	98-112	-14	Denver	L	7-21	Tisdale-29	Davis-27	17,014
29	1/6	121-124	-3	Portland	L	7-22	Tisdale-30	Porter-25	17,014
30	1/8	96-108	-12	@Portland	L	7-23	Ainge-24	Duckworth-26	12,884
31	1/9	84-70	+14	Minnesota	W	8-23	McCray-21	Campbell-20	17,014
32	1/11	87-90	-3	Houston	L	8-24	Smith-23	Olajuwon-27	17,014
33	1/12	96-111	-15	@Phoenix	L	8-25	Ainge-16	Chambers-27	14,487
34	1/15	91-111	-20	@LA Lakers	L	8-26	Smith-20	Green/Divac-25	16,844
35	1/16	108-91	+17	Atlanta	W	9-26	Pressley/McCray-21	Wilkins-28	17,014
36	1/20	81-94	-13	Utah	L	9-27	Smith-16	Stockton-27	17,014
37	1/22	136-104	+32	LA Clippers	W	10-27	Smith-24	Norman-35	17,014
38	1/24	129-99	+30	Golden State	W	11-27	Tisdale-24	Higgins/Marciulionis-19	17,014
39	1/26	93-106	-13	@Dallas	L	11-28	McCray-22	Perkins-19	17,007
40	1/27	92-85	+7	@Charlotte	W	12-28	Tisdale-28	Curry-21	23,901
41	1/29	91-109	-18	@Minnesota	L	12-29	Tisdale-26	Campbell-25	17,250
42	1/30	102-109	-7	@Milwaukee	L	12-30	Tisdale-31	Sikma-23	13,682
43	2/1	89-96	-7	@New York	L	12-31	Tisdale-22	Ewing-31	16,621
44	2/2	99-108	-9	@Washington	L	12-32	McCray-26	Malone-40	7983
45	2/4	89-121	-32	@Boston	L	12-33	Smith-18	McHale-21	14,890
46	2/6	90-100	-10	Dallas	L	12-34	Tisdale-18	Black/Harper-20	17,014
47	2/13	106-98	+8	Washington	W	13-34	Ainge-33	Malone-27	17,014
48	2/15	92-101	-9	LA Lakers	L	13-35	Tisdale-23	Worthy-20	17,014
49	2/17	106-110	-4	@Utah	L	13-36	Carr-24	Malone-41	12,616
50	2/19	99-97	+2	@LA Clippers	W	14-36	Ainge-29	Smith-31	10,026
51	2/20	99-90	+9	LA Clippers	W	15-36	Ainge-30	Smith-30	17,014
52	2/22	98-104	-6	Phoenix	L	15-37	Tisdale-26	Hornacek-25	17,014
53	2/23	85-97	-12	@Seattle	L	15-38	Carr-20	McKey-24	13,023
54	2/26	96-105	-9	San Antonio	L	15-39	Ainge-33	Cummings-24	17,014
55	2/28	92-113	-21	@Miami	L	15-40	Carr-20	Edwards-32	15,008
56	3/1	114-100	+14	@Orlando	W	16-40	Tisdale-24	Catledge-27	15,077
57	3/3	104-103	+1	@Charlotte	W	17-40	Tisdale-25	Bogues-22	23,901
58	3/5	111-128	-17	@New Jersey	L	17-41	Tisdale-27	Morris-22	7860
59	3/6	91-101	-10	@Detroit	L	17-42	Tisdale-40	Dumars/Laimbeer-25	21,454
60	3/8	111-102	+9	Charlotte	W	18-42	Tisdale-33	Chapman-38	17,014
61	3/11	116-123	-7	@Golden State	L	18-43	Carr-27	Mullin-32	15,025
62	3/13	121-87	+34	Miami	W	19-43	Tisdale-23	Rice-18	17,014
63	3/15	86-92	-6	Houston	L	19-44	Ainge-32	Johnson-19	17,014
64	3/17	122-109*	+13	Utah	W	20-44	Carr-29	Malone-35	17,014
65	3/19	97-105	-8	@Utah	L	20-45	Tisdale-24	Malone-32	12,616
66	3/21	90-84	+6	Minnesota	W	21-45	McCray-19	Crbn/Mrphy/Cmpbl-20	17,014
67	3/23	99-115	-16	@Philadelphia	L	21-46	Tisdale-27	Hawkins-21	13,169
68	3/24	116-113	+3	@Chicago	W	22-46	Carr-32	Jordan-43	18,334
69	3/26	95-116	-21	@Cleveland	L	22-47	McCray-27	Daugherty-26	13,548
70	3/28	88-93	-5	@Minnesota	L	22-48	McCray/Tisdale-18	Campbell-32	22,713
71	3/29	101-111	-10	@Indiana	L	22-49	Carr-26	Person/Schrempf-25	10,305
72	3/31	103-115	-12	Charlotte	L	22-50	Tisdale-25	Gilliam-27	17,014
73	4/3	105-114	-9	LA Clippers	L	22-51	Ainge-30	C. Smith-24	17,014
74	4/5	103-110	-7	@LA Lakers	L	22-52	Carr-26	Johnson/Woolridge-21	17,505
75	4/7	93-111	-18	San Antonio	L	22-53	Del Negro-19	Cummings-28	17,014
76	4/9	106-105	+1	@Seattle	W	23-53	Tisdale/Carr-23	Ellis-33	11,678
77	4/10	113-121	-8	Denver	L	23-54	Ainge-22	Rasmussen-26	17,014
78	4/12	114-116	-2	Phoenix	L	23-55	Tisdale-29	K. Johnson-32	17,014
79	4/14	94-105	11	@San Antonio	L	23-56	Del Negro-22	Cummings-25	15,910
80	4/17	97-112	-15	@Houston	L	23-57	Ainge-27	Floyd-22	15,301
81	4/19	118-130*	-12	Seattle	L	23-58	Ellison-25	Ellis-43	17,014
82	4/21	110-118	-8	Portland	L	23-59	Del Negro-28	Petrovic-24	17,014=

* = OT

1990-91 SACRAMENTO KINGS

Front row — from left to right, Antoine Carr, Wayman Tisdale, Bill Wennington, Ralph Sampson, Duane Causwell, Anthony Bonner, Lionel Simmons. Back row — from left to right, Head Coach Dick Motta, Assistant Coach Rex Hughes, Rory Sparrow, Travis Mays, Bobby Hansen, Anthony Frederick, Rick Calloway, Steve Colter, Jim Les, Assistant Coach Bill Berry, Trainer Bill Jones.

FINAL STATISTICS

PLAYER	G.	MIN.	FGM	FGA	PCT.	FTM	FTA	PCT.	OFF.	DEF.	TOT.	AST.	PF	DQ	STL.	TO	BLK.	PTS.	AVG.
Antoine Carr	77	2527	628	1228	.511	295	389	.758	163	257	420	191	315	14	45	171	101	1551	20.1
Wayman Tisdale	33	1116	262	542	.483	136	170	.800	75	178	253	66	99	0	23	82	28	660	20.0
Lionel Simmons	79	2978	549	1301	.422	320	435	.736	193	504	697	315	249	0	113	230	85	1421	18.0
Travis Mays	64	2145	294	724	.406	255	331	.770	54	124	178	253	169	1	81	159	11	915	14.3
Rory Sparrow	80	2375	371	756	.491	58	83	.699	45	141	186	362	189	1	83	126	16	831	10.4
Anthony Bonner	34	750	103	230	.448	44	76	.579	59	102	161	49	62	0	39	41	5	250	7.4
Jim Les	55	1399	119	268	.444	86	103	.835	18	93	111	299	141	0	57	75	4	395	7.2
Duane Causwell	76	1719	210	413	.508	105	165	.636	141	250	391	69	225	4	49	96	148	525	6.9
Leon Wood	12	222	25	63	.397	19	21	.905	5	14	19	49	10	0	5	12	0	81	6.8
Bobby Hansen	36	811	96	256	.375	18	36	.500	33	63	96	90	72	1	20	34	5	229	6.4
Bill Wennington	77	1455	181	415	.436	74	94	.787	101	239	340	69	230	4	46	51	59	437	5.7
Anthony Frederick	35	475	67	168	.399	43	60	.717	36	48	84	44	50	0	22	40	13	177	5.1
Ricky Calloway	64	678	75	192	.391	55	79	.696	25	53	78	61	98	1	22	51	7	205	3.2
Steve Colter	19	251	23	56	.411	7	10	.700	5	21	26	37	27	0	11	11	1	58	3.1
Ralph Sampson	25	348	34	93	.366	5	19	.263	41	70	111	17	54	0	11	27	17	74	3.0
Eric Leckner*	32	378	39	96	.406	16	27	.593	27	60	87	18	69	1	4	25	11	94	2.9
Mike Higgins	7	61	6	10	.600	4	7	.571	4	1	5	2	16	1	0	4	2	16	2.3
Tony Dawson*	4	17	4	7	.571	0	0	.000	2	0	2	0	0	0	0	1	0	9	2.3
Kings	82	19705	3086	6818	.453	1540	2105	.732	1027	2218	3245	1991	2075	28	631	1272	513	7928	96.7
Opponents	82	19705	3142	6687	.470	2045	2686	.761	1164	2543	3707	1912	1847	17	699	1312	448	8484	103.5

3-Pt. FG: Sacramento Kings 216-578 (.374);*Dawson 1-1 (1.000); Les 71-154 (.461); Sparrow 31-78 (.397); Mays 72-197 (.365); Colter 5-14 (.357); Wood 12-38 (.316); Hansen 19-69 (.275); Simmons 3-11 (.273); Sampson 1-5 (.200); Wennington 1-5 (.200); Carr 0-3; Calloway 0-2; Tisdale 0-1; Opponents 155-491 (.316).
* Did not finish season with team

TEAM NOTES

- Forward Lionel Simmons was named Rookie of the Month for December, averaging 13.6 ppg, 7.4 rpg, and 4.6 apg for the month.
- On January 10, 1991, the Kings lost 101-59 at Charlotte, marking the lowest scoring output by a team since February 27, 1955 when Milwaukee scored 57 points at Boston.
- Simmons received the NBA Player of the Week award (Feb. 10-17) after leading the Kings to a 2-1 record for the week by averaging 33.3 ppg (.563 FG, .833 FT), 11.7 rpg, and 4.7 apg.
- Simmons was honored with his second Rookie of the Month award after averaging 24.1 ppg, 11.7 rpg, and 4.5 apg in 11 games in February.
- With a 112-94 loss at Minnesota on April 15, 1991, the Kings set an NBA record for consecutive road losses (35).
- Kings closed out the 1990-91 road schedule with a 127-105 loss at Portland on April 19, 1991, extending the club's NBA record for consecutive road losses to 37.
- Lionel Simmons finished second to New Jersey's Derrick Coleman in Rookie of the Year balloting. Simmons was a consensus first-team All-Rookie selection, while teammate Travis Mays was named to the second team.

1990-91 GAME-BY-GAME

G	DATE	SCORE	W/L +/-	OPPONENT	W/L	REC	KINGS HI. SCORER	OPPONENT HI. SCORER	ATT
1	11/2	80-90	-10	@LA Clippers	L	0-1	Tisdale-24	Norman-24	12,845
2	11/3	93-95*	-2	Portland	L	0-2	Tisdale-21	Porter-19	17,014
3	11/6	85-102	-17	Atlanta	L	0-3	Tisdale-26	Wilkins-24	17,014
4	11/9	86-100	-14	@LA Lakers	L	0-4	Hansen-18	Johnson-25	15,618
5	11/10	88-93	-5	New York	L	0-5	Tisdale-25	Ewing-24	17,014
6	11/15	93-122	-29	San Antonio	L	0-6	Simmons-25	Cummings-22	17,014
7	11/17	111-112	-1	@Golden State	L	0-7	Tisdale-29	Mullin-36	15,025
8	11/20	87-82	+5	@Washington	W	1-7	Tisdale-23	King-45	6105
9	11/21	99-101	-2	@Philadelphia	L	1-8	Carr-23	Barkley-31	15,627
10	11/23	105-115	-10	@Boston	L	1-9	Tisdale-28	McHale-21	14,890
11	11/25	92-105	-13	@Detroit	L	1-10	Tisdale-19	Edwards-26	21,454
12	11/27	80-89	-9	Minnesota	L	1-11	Tisdale-19	Corbin-17	17,014
13	11/29	128-136	-8	@Denver	L	1-12	Tisdale-33	Woolridge-32	6379
14	12/1	93-117	-24	@Houston	L	1-13	Tisdale/Mays-23	K. Smith-23	13,528
15	12/4	103-83	+20	Dallas	W	2-13	Carr-31	Harper-20	17,014
16	12/6	104-86	+18	Washington	W	3-13	Tisdale-27	King-25	17,014
17	12/8	93-104	-11	Detroit	L	3-14	Tisdale-24	Dumars-17	17,014
18	12/11	90-113	-23	@Phoenix	L	3-15	Tisdale-28	K. Johnson-26	14,487
19	12/13	100-88	+12	Portland	W	4-15	Carr-20	Kersey/Drexler-20	17,014
20	12/15	117-108	+9	Orlando	W	5-15	Tisdale-36	Reynolds-24	17,014
21	12/18	108-99	+9	Minnesota	W	6-15	Tisdale-25	Campbell-28	17,014
22	12/20	75-110	-35	Seattle	L	6-16	Carr-24	Johnson-22	17,014
23	12/22	93-121	-28	@Seattle	L	6-17	Simmons-18	Johnson-25	10,315
24	12/23	99-109	-10	@LA Clippers	L	6-18	Tisdale-27	Norman-34	11,440
25	12/26	112-128	-16	Denver	L	6-19	Mays-36	Adams-44	17,014
26	12/28	88-104	-16	@San Antonio	L	6-20	Mays-19	Robsinon-27	15,908
27	12/29	79-90	-11	@Dallas	L	6-21	Carr-17	Harper-26	17,007
28	1/3	131-113	+18	Golden State	W	7-21	Carr-32	Mullin-25	17,014
29	1/5	98-106	-8	Utah	L	7-22	Tisdale-22	K. Malone-26	17,014
30	1/7	83-111	-28	@Orlando	L	7-23	Tisdale-23	Reynolds-19	15,077
31	1/8	83-95	-12	@Miami	L	7-24	Mays-19	Rice-21	15,008
32	1/10	59-101	-42	@Charlotte	L	7-25	Carr-21	Newman-29	23,901
33	1/12	101-85	+16	Seattle	W	8-25	Mays-22	McKey-20	17,014
34	1/17	78-93	-15	LA Lakers	L	8-26	Carr-21	Worthy-36	17,014
35	1/19	101-97	+4	Phoenix	W	9-26	Carr-25	Chambers-23	17,014
36	1/21	97-94	+3	Houston	W	10-26	Mays-23	Thorpe/Smith-26	17,014
37	1/23	95-91	+4	Milwaukee	W	11-26	Carr-28	Pierce-22	17,014
38	1/25	93-105	-12	@Utah	L	11-27	Simmons-19	K. Malone-20	12,616
39	1/26	96-121	-25	@Portland	L	11-28	Carr-22	Robinson-17	12,884
40	1/28	101-83	+18	New Jersey	W	12-28	Simmons-27	Theus-18	17,014
41	1/30	86-95	-9	@Minnesota	L	12-29	Carr-25	Corbin-27	19,006
42	2/1	112-117	-5	@Milwaukee	L	12-30	Simmons-26	Pierce-33	18,075
43	2/2	78-92	-14	@New York	L	12-31	Carr-18	Vandeweghe-19	15,945
44	2/4	97-108	-11	Chicago	L	12-32	Carr-21	Jordan-24	17,014
45	2/6	97-93	+4	Portland	W	13-32	Mays-27	Porter-20	17,014
46	2/12	103-101	+2	LA Clippers	W	14-32	Simmons-33	Harper-21	17,014
47	2/14	98-81	+17	Philadelphia	W	15-32	Simmons-38	Anderson-20	17,014
48	2/17	110-113	-3	@Indiana	L	15-33	Carr-35	Smits/Williams-22	10,503
49	2/19	83-97	-14	@New Jersey	L	15-34	Carr-20	Coleman-27	7583
50	2/20	104-118	-14	@Cleveland	L	15-35	Carr-41	Daugherty-24	11,763
51	2/22	82-129	-47	@Chicago	L	15-36	Simmons-33	Jordan-34	18,413
52	2/24	90-120	-30	@Orlando	L	15-37	Carr-25	Reynolds-23	15,077
53	2/25	88-96	-8	@Atlanta	L	15-38	Mays-24	Wilkins-31	10,461
54	2/27	90-96	-6	Charlotte	L	15-39	Simmons-30	Newman/Reid-18	17,014
55	3/1	106-112	-6	@Phoenix	L	15-40	Carr/Mays-24	Hornacek-20	14,487
56	3/2	106-120	-14	@Seattle	L	15-41	Simmons-30	Johnson-31	12,182
57	3/5	100-92	+8	Golden State	W	16-41	Sparrow-32	Mullin-25	17,014
58	3/8	87-79	+8	Cleveland	W	17-41	Frederick-21	Daugherty-21	17,014
59	3/10	87-97	-10	@Golden State	L	17-42	Frederick-22	Mullin-34	15,025
60	3/12	95-110	-15	Boston	L	17-43	Carr-32	Lewis-27	17,014
61	3/14	103-107	-4	Indiana	L	17-44	Carr-26	Schrempf-23	17,014
62	3/16	92-85	+7	San Antonio	W	18-44	Carr-25	Robinson-25	17,014
63	3/18	86-104	-18	@Dallas	L	18-45	Simmons-19	Blackman-31	15,827
64	3/19	101-104	-3	@San Antonio	L	18-46	Carr-29	Robinson-30	15,908
65	3/21	87-98	-11	@Houston	L	18-47	Mays-17	Thorpe-28	16,337
66	3/23	95-100	-5	Phoenix	L	18-48	Simmons-42	Chambers-25	17,014
67	3/25	89-99	-10	LA Lakers	L	18-49	Simmons-25	Worthy-26	17,014
68	3/28	116-96	+20	Utah	W	19-49	Sparrow-27	Malone-33	17,014
69	3/29	122-140	-18	@Denver	L	19-50	Sparrow-24	Adams-37	9554
70	3/31	87-115	-28	@LA Lakers	L	19-51	Simmons-26	Teagle-35	16,522
71	4/2	96-90	+6	Miami	W	20-51	Mays-25	Douglas-22	17,014
72	4/3	91-106	-15	@Seattle	L	20-52	Carr-29	Johnson/Kemp-20	11,987
73	4/6	119-108	+11	Golden State	W	21-52	Simmons-31	Mullin/Richmond-28	17,014
74	4/7	109-119	-10	@LA Clippers	L	21-53	Carr-32	Smith/Harper-30	12,821
75	4/9	113-104	+9	Dallas	W	22-53	Simmons-35	Blackman-26	17,014
76	4/11	104-96	+8	Orlando	W	23-53	Mays-20	Skiles-21	17,014
77	4/13	94-95	-1	Houston	L	23-54	Carr-34	Johnson-26	17,014
78	4/15	94-112	-18	@Minnesota	L	23-55	Carr-24	Corbin-19	19,006
79	4/16	101-111	-10	@Utah	L	23-56	Carr-35	K. Malone-28	12,616
80	4/18	123-104	+19	Denver	W	24-56	Simmons-26	Williams-23	17,014
81	4/19	105-127	-22	@Portland	L	24-57	Carr-29	Duckworth-19	12,884
82	4/21	105-101	+4	LA Clippers	W	25-57	Carr-30	Smith-25	17,014

* = OT

1991-92 SACRAMENTO KINGS

Front row — from left to right, Pete Chilcutt, Wayman Tisdale, Les Jepsen, Dwayne Schintzius, Lionel Simmons, Anthony Bonner, Duane Causwell. Back row — from left to right, Assistant Coach Mike Bratz, Director of Player Personnel Jerry Reynolds, Trainer Bill Jones, Spud Webb, Jim Les, Dennis Hopson, Mitch Richmond, Stevie Thompson, Randy Brown, President Rick Benner, Interim Head Coach Rex Hughes.

FINAL STATISTICS

PLAYER	G.	MIN.	FGM	FGA	PCT.	FTM	FTA	PCT.	OFF.	DEF.	TOT.	AST.	PF	DQ	STL.	TO	BLK.	PTS.	AVG.
Mitch Richmond	80	3095	685	1465	.468	330	406	.813	62	257	319	411	231	1	92	247	34	1803	22.5
Lionel Simmons	78	2895	527	1162	.454	281	365	.770	149	485	634	337	205	0	135	218	132	1336	17.1
Wayman Tisdale	72	2521	522	1043	.500	151	198	.763	135	334	469	106	248	3	55	124	79	1195	16.6
Spud Webb	77	2724	448	1006	.445	262	305	.859	30	193	223	547	193	1	125	229	24	1231	16.0
Carl Thomas	1	31	5	12	.417	1	2	.500	0	0	0	1	3	0	1	1	0	12	12.0
D. Hopson (Tot)	71	1314	276	593	.465	179	253	.708	105	101	206	102	115	0	67	100	39	743	10.5
D. Hopson (Sac)	69	1304	275	591	.465	179	253	.708	105	101	206	102	113	0	66	100	39	741	10.7
Anthony Bonner	79	2287	294	658	.447	151	241	.627	192	293	485	125	194	0	94	133	26	740	9.4
Duane Causwell	80	2291	250	455	.549	136	222	.613	196	384	580	59	281	4	47	124	215	636	8.0
Bobby Hansen*	2	40	4	9	.444	0	0	—	2	2	4	1	6	0	1	0	0	8	4.0
Jim Les	62	712	74	192	.385	38	47	.809	11	52	63	143	58	0	31	42	3	231	3.7
Pete Chilcutt	69	817	113	250	.452	23	28	.821	78	109	187	38	70	0	32	41	17	251	3.6
Randy Brown	56	535	77	169	.456	38	58	.655	26	43	69	59	68	0	35	42	12	192	3.4
Dwayne Schintzius	33	400	50	117	.427	10	12	.833	43	75	118	20	67	1	6	19	28	110	3.3
Steve Scheffler*	4	15	2	2	1.000	5	6	.833	2	1	3	0	2	0	0	0	1	9	2.3
S. Thompson (Tot)	19	91	14	37	.378	3	8	.375	11	8	19	8	9	0	6	5	3	31	1.6
S. Thompson (Sac)	18	76	13	34	.382	3	8	.375	11	7	18	7	7	0	6	3	3	29	1.6
Les Jepsen	31	87	9	24	.375	7	11	.636	12	18	30	1	17	0	1	3	5	25	0.8
Kings	82	19830	3348	7189	.466	1615	2162	.747	1054	2354	3408	1957	1763	10	727	1360	618	8549	104.3
Opponents	82	19830	3557	7420	.479	1728	2297	.752	1311	2639	3950	2128	1816	14	816	1357	530	9046	110.3

3-Pt. FG: Sacramento Kings 238-675 (.353); Chilcutt 2-2 (1.000); Thomas 1-2 (.500); Richmond 103-268 (.384); Webb 73-199 (.367); Les 45-131 (.344); Hopson 12-47 (.255); Bonner 1-4 (.250); Simmons 1-5 (.200); Brown 0-6; Schintzius 0-4; Tisdale 0-2; *Hansen 0-2; Causwell 0-1; Jepsen 0-1; Thompson 0-1. Opponents 204-616 (.331).
*Did not finish season with team

TEAM NOTES

- On July 1, 1991, the Kings acquired 5-7 point guard Spud Webb and the Hawks' 1994 second-round draft pick in exchange for guard Travis Mays.
- On the eve of the 1991-92 season (Nov. 1), the Kings acquired Golden State guard Mitch Richmond, center Les Jepsen, and the Warriors' 1995 second-round draft choice in exchange for unsigned 1991 draft pick Billy Owens (#3 overall).
- On November 23, 1991, the Kings defeated Orlando, 95-93, ending an NBA record 43-game road losing streak.
- After opening the season with a 7-18 record, Head Coach Dick Motta was fired from his post on December 24, 1991. Assistant Coach Rex Hughes was named interim head coach and Kings regional scout and former player Mike Bratz was named interim assistant coach. Motta was 48-113 (.298) in his stay with the Kings.
- On April 6, 1992, a prominent group of Los Angeles based real estate developers purchased 53 percent of the franchise and ARCO Arena for $140 million. The group was headed by Jim Thomas of Maguire-Thomas Partners, one of the nation's largest investment builders, and included Eli Broad, Robert Maguire III, Ned Fox Jr. and Richard Gilchirst.
- On May 22, 1992, the club announced the promotion of Director of Player Personnel Jerry Reynolds to general manager and the hiring of Garry St. Jean as the 17th head coach in franchise history. Mike Schuler and Dave Wohl were named assistant coaches.

1991-92 GAME-BY-GAME

G	DATE	SCORE	W/L +/-	OPPONENT	W/L	REC	KINGS HI. SCORER	OPPONENT HI. SCORER	ATT
1	11/1	94-90	+4	LA Clippers	W	1-0	Webb-27	Grant-18	17,014
2	11/2	91-153	-62	@Golden State	L	1-1	Les-17	Mullin-32	15,025
3	11/5	87-98	-11	@Seattle	L	1-2	Richmond-18	McKey-20	9343
4	11/6	112-102	+10	Indiana	W	2-2	Richmond-35	Person-25	17,014
5	11/9	80-84	-4	Minnesota	L	2-3	Richmond-23	Mitchell-17	17,014
6	11/11	90-106	-16	@Utah	L	2-4	Simmons-33	K. Malone-29	18,700
7	11/12	103-126	-23	Boston	L	2-5	Simmns/Rchmnd-23	Bird-20	17,014
8	11/14	98-96	+2	Atlanta	W	3-5	Richmond-25	Wilkins-28	17,014
9	11/16	93-102	-9	Houston	L	3-6	Richmond-21	Olajuwon-23	17,014
10	11/19	118-122	-4	@New Jersey	L	3-7	Richmond-32	Bowie-27	6612
11	11/20	104-116	-12	@Atlanta	L	3-8	Richmond-31	Wilkins-32	8808
12	11/22	112-118	-6	@Miami	L	3-9	Richmond-32	Smith/Rice-23	15,008
13	11/23	95-93	+2	@Orlando	W	4-9	Simmons-27	Scott-25	15,151
14	11/26	104-89	+15	Phoenix	W	5-9	Richmond-26	Johnson-17	17,014
15	11/27	100-141	-41	@Phoenix	L	5-10	Hopson-17	Perry-25	14,496
16	11/30	102-118	-16	Chicago	L	5-11	Richmond-32	Jordan-30	17,014
17	12/3	99-94	+5	San Antonio	W	6-11	Richmond-24	Robinson-30	17,014
18	12/7	120-124	-4	@Golden State	L	6-12	Richmond-29	Mullin-35	15,025
19	12/10	90-92	-2	LA Lakers	L	6-13	Webb-23	Scott-26	17,014
20	12/12	106-100	+6	Orlando	W	7-13	Simmons-28	Catledge-27	17,014
21	12/14	110-115	-5	@Portland	L	7-14	Simmons-24	Drexler-28	12,888
22	12/15	94-110	-16	@LA Lakers	L	7-15	Richmond-23	Perkins-23	16,131
23	12/19	102-109	-7	@Houston	L	7-16	Richmond-24	Thorpe/Olajuwon-21	13,113
24	12/21	85-109	-24	@Dallas	L	7-17	Simmons-16	Harper-22	15,134
25	12/23	90-101	-11	@San Antonio	L	7-18	Richmond-35	Elliott-23	16,057
26	12/26	106-115*	-9	Seattle	L	7-19	Richmond-31	Pierce-27	17,014
27	12/28	118-127	-9	@Chicago	L	7-20	Richmond-33	Jordan-33	18,676
28	12/30	117-109	+8	@Minnesota	W	8-20	Richmond-27	Richardson-23	19,006
29	1/2	114-110	+4	Philadelphia	W	9-20	Richmond-29	Barkley-31	17,014
30	1/4	98-110	-12	Miami	L	9-21	Webb-24	Rice-22	17,014
31	1/6	108-110	-2	@Boston	L	9-22	Richmond-23	Gamble-34	14,890
32	1/8	95-114	-19	@Detroit	L	9-23	Hopson-16	Woolridge-23	21,454
33	1/9	96-109	-13	@Charlotte	L	9-24	Richmond-23	Gill-26	23,698
34	1/11	106-105*	+1	@Milwaukee	W	10-24	Tisdale/Simmons-24	Ellis-29	17,319
35	1/13	109-111	-2	@Denver	L	10-25	Simmons-31	Williams-26	13,536
36	1/15	111-128	-17	Phoenix	L	10-26	Simmons-22	Johnson-28	17,014
37	1/17	94-134	-40	@Phoenix	L	10-27	Richmond-16	Johnson-20	14,496
38	1/18	119-113	+6	Charlotte	W	11-27	Richmond-24	Gill-30	17,014
39	1/21	94-85	+9	Denver	W	12-27	Webb/Simmons-18	Mutombo-17	17,014
40	1/23	105-108	-3	LA Lakers	L	12-28	Simmons-24	Threatt-29	17,014
41	1/24	92-95	-3	@LA Lakers	L	12-29	Webb-21	Scott/Teagle-22	16,949
42	1/28	124-118	+6	New Jersey	W	13-29	Richmond-23	Coleman-33	17,014
43	1/29	105-124	-19	@Utah	L	13-30	Simmons-25	K. & J. Malone-26	19,911
44	1/31	112-109	+3	LA Clippers	W	14-30	Simmons-28	Smith-21	17,014
45	2/2	107-147	-40	@Portland	L	14-31	Webb-23	Porter-21	12,888
46	2/3	99-95	+4	Dallas	W	15-31	Richmond-22	Blackman-23	17,014
47	2/5	100-98	+2	Utah	W	16-31	Richmond-23	K. Malone-25	17,014
48	2/12	98-97	+1	Washington	W	17-31	Richmond-25	Grant-22	17,014
49	2/14	106-107	-1	Portland	L	17-32	Webb-22	Porter-22	17,014
50	2/16	106-112	-6	San Antonio	L	17-33	Richmond/Tisdale-24	Elliott-23	17,014
51	2/18	97-110	-13	@New York	L	17-34	Webb/Tisdale-18	Ewing-34	14,767
52	2/19	115-129	-14	@Indiana	L	17-35	Richmond-28	Person-41	9324
53	2/21	102-119	-17	@Cleveland	L	17-36	Tisdale-20	Daugherty-30	14,605
54	2/23	124-117	+5	@Washington	W	18-36	Hopson-26	Grant-25	8633
55	2/24	96-108	-12	@Philadelphia	L	18-37	Hopson-20	Gilliam-29	13,171
56	2/27	110-109*	+1	New York	W	19-37	Richmond-37	Vanderweghe-25	17,014
57	2/29	115-110	+4	Seattle	W	20-37	Simmons-27	Johnson-21	17,014
58	3/2	98-118	-20	Golden State	L	20-38	Webb-25	Hardaway-29	17,014
59	3/4	108-109	-1	Cleveland	L	20-39	Tisdale-27	Daugherty-21	17,014
60	3/6	106-114	-8	@Portland	L	20-40	Tisdale-23	Drexler-34	12,888
61	3/8	108-109	-1	Houston	L	20-41	Richmond-30	Olajuwon-25	17,014
62	3/10	109-120	-11	LA Clippers	L	20-42	Webb-28	Norman-21	17,014
63	3/12	103-114	-11	Utah	L	20-43	Richmond-26	K. Malone-40	17,014
64	3/14	83-89	-6	Detroit	L	20-44	Richmond-26	Dumars-28	17,014
65	3/15	105-131	-26	@LA Clippers	L	20-45	Richmond-26	Manning/Harper-20	11,785
66	3/17	100-118	-18	@Denver	L	20-46	Richmond-24	Williams-27	13,439
67	3/18	89-118	-29	@San Antonio	L	20-47	Richmond-20	Elliott-26	16,057
68	3/20	125-96	+29	@Dallas	W	21-47	Richmond-21	Blackman/Iuzzolino-21	16,118
69	3/21	100-97	+3	@Houston	W	22-47	Richmond-27	Thorpe-26	16,276
70	3/24	113-102	+11	Milwaukee	W	23-47	Tisdale-28	Robertson-22	17,014
71	3/26	106-128	-22	Portland	L	23-48	Richmond-23	Drexler-20	17,014
72	3/29	112-86	+26	@Minnesota	W	24-48	Tisdale-22	Bailey-21	19,006
73	3/31	136-148**	-12	Golden State	L	24-49	Richmond-33	Mullin-34	17,014
74	4/2	103-111	-8	Seattle	L	24-50	Richmond-29	Johnson-28	17,014
75	4/3	116-124*	-8	@Golden State	L	24-51	Webb-27	Marciulionis-32	15,025
76	4/5	103-89	+14	Dallas	W	25-51	Simmons-23	Hodge-24	17,014
77	4/7	101-103	-2	@Phoenix	L	25-52	Richmond-32	Chambers-22	14,496
78	4/9	124-107	+17	Denver	W	26-52	Simmons-32	Liberty-25	17,014
79	4/11	114-94	+20	Minnesota	W	27-52	Simmons-26	Richardson-21	17,014
80	4/14	103-97	+6	@LA Clippers	W	28-52	Tisdale-24	Manning-20	12,569
81	4/16	102-94	+8	LA Lakers	W	29-52	Tisdale-22	Teagle-27	17,014
82	4/17	106-130	-24	@Seattle	L	29-53	Hopson-18	Kemp-24	12,129

* = OT

1992-93 SACRAMENTO KINGS



Front row — from left to right, Pete Chilcutt, Wayman Tisdale, Walt Williams, Duane Causwell, Lionel Simmons, Anthony Bonner, Marty Conlon. Back row — from left to right, Head Coach Garry St. Jean, Assistant Coach Mike Schuler, Rod Higgins, Kurt Rambis, Randy Brown, Jim Les, Spud Webb, Trainer Bill Jones, Managing General Partner Jim Thomas, Assistant Coach Dave Wohl. Not pictured: Mitch Richmond.

FINAL STATISTICS

PLAYER	G.	MIN.	FGM	FGA	PCT.	FTM	FTA	PCT.	OFF.	DEF.	TOT.	AST.	PF	DQ	STL.	TO	BLK.	PTS.	AVG.
Mitch Richmond	45	1728	371	782	.474	197	233	.845	18	136	154	221	137	3	53	130	9	987	21.9
Lionel Simmons	69	2502	468	1055	.444	298	364	.819	156	339	495	312	197	4	95	196	38	1235	17.9
Walt Williams	59	1673	358	823	.435	224	302	.742	115	150	265	178	209	6	66	179	29	1001	17.0
Wayman Tisdale	76	2283	544	1068	.509	175	231	.758	127	373	500	108	277	8	52	117	47	1263	16.6
Spud Webb	69	2335	342	789	.433	279	328	.851	44	149	193	481	177	0	104	194	6	1000	14.5
Anthony Bonner	70	1764	229	497	.461	143	241	.593	188	267	455	96	183	1	86	105	17	601	8.6
Rod Higgins	69	1425	199	483	.412	130	151	.861	66	127	193	119	141	0	51	63	29	571	8.3
Duane Causwell	55	1211	175	321	.545	103	165	.624	112	191	303	35	192	7	32	58	87	453	8.2
Randy Brown	75	1726	225	486	.463	115	157	.732	75	137	212	196	206	4	108	120	34	567	7.6
Henry James*	8	79	20	45	.444	17	20	.850	6	4	10	1	9	0	3	7	0	60	7.5
Pete Chilcutt	59	834	165	340	.485	32	46	.696	80	114	194	64	102	2	22	54	21	362	6.1
Marty Conlon	46	467	81	171	.474	57	81	.704	48	75	123	37	43	0	13	28	5	219	4.8
Jim Les	73	881	110	259	.425	42	50	.840	20	69	89	169	81	0	40	48	7	328	4.5
Vincent Askew*	9	76	8	17	.471	11	15	.733	7	4	11	5	11	0	2	8	1	27	3.0
Kurt Rambis (Tot)	72	822	67	129	.519	43	65	.662	77	150	227	53	122	0	43	42	18	177	2.5
Kurt Rambis (Sac)	67	781	63	122	.516	42	63	.667	75	146	221	52	119	0	40	36	18	168	2.5
Stan Kimbrough*	3	15	2	6	.333	0	0	—	0	0	0	1	1	0	1	0	0	5	1.7
Kings	82	19780	3360	7264	.463	1865	2447	.762	1137	2281	3418	2075	2085	35	768	1364	348	8847	107.9
Opponents	82	19780	3420	7024	.487	2054	2711	.758	1138	2562	3700	2073	2010	22	767	1466	551	9107	111.1

3-Pt. FG: Sacramento Kings 262-788 (.332); *Kimbrough 1-2 (.500); Les 66-154 (.429); Richmond 48-130 (.369); Brown 2-6 (.333); Higgins 43-133 (.323); Williams 61-191 (.319); *James 3-10 (.300); Webb 37-135 (.274); Simmons 1-11 (.091); Bonner 0-7; Conlon 0-4; Rambis 0-2; Tisdale 0-2; Causwell 0-1. Opponents 213-680 (.313).
*Did not finish season with team

TEAM NOTES

- Kings closed out the 45th season in franchise history with a record of 25-57 (16-25 home, 9-32 away).
- Defeated San Antonio, 114-106, on Opening Night (11/6/92) at ARCO Arena in Garry St. Jean's head coaching debut.
- Snapped a 43-game regular season losing streak at the Great Western Forum that dated back to 1974 with a 124-114 win over the Lakers.
- Mitch Richmond became the first Kings player since 1981 to be named to an All-Star Game squad. However, Richmond was unable to participate in the contest due to a fractured right thumb suffered versus Atlanta (2/11/93).
- Guard-forward Walt Williams earned second-team All-Rookie honors after averaging 17.0 ppg, 4.5 rpg, 3.0 apg, and 1.12 spg.
- Club lost 150 player games to injury over the course of the campaign, including 115 in the final 50 games of the season. Of the 150 player games lost to injury, 95 came to Opening Night starters Mitch Richmond (37), Duane Causwell (26), Lionel Simmons (13), Spud Webb (13) and Wayman Tisdale (6).
- Defeated Dallas, 139-81, at ARCO Arena, marking the largest margin of victory (58 points) in franchise history (12/29/92). Just four nights later (1/2/93), the Kings defeated Philadelphia by 56 points, 154-98, at ARCO Arena to register the largest margins of victory in back-to-back games in NBA history.

1992-93 GAME-BY-GAME

G	DATE	SCORE	W/L	+/-	OPPONENT	W/L	REC	KINGS HI. SCORER/REBOUNDER		OPP.
HI. SCORER/REBOUNDER					ATT					
1	11/6	114-106		+8	San Antonio	W	1-0	Richmond-26/Simmons-10	Elliott-29/Carr-9	17,317
2	11/8	124-114		+10	@LA Lakers	W	2-0	Richmond-29/Tisdale-10	Worthy-30/Campbell-9	15,021
3	11/10	99-97		+2	LA Clippers	W	3-0	Brown-22/Simmons-11	Manning-28/Norman-11	17,317
4	11/11	101-109		-8	@LA Clippers	L	3-1	Williams-24/Simmons-8	Manning-21/Manning-15	9236
5	11/14	117-133		-16	@Seattle	L	3-2	Williams-24/Simmons,Causwell-9	Pierce-27/Kemp-9	10,588
6	11/15	109-107		+2	Cleveland	W	4-2	Richmond-31/Tisdale-10	Williams-27/Nance,Williams-11	17,317
7	11/17	109-116		-7	@Houston	L	4-3	Causwell-20/Simmons-13	Olajuwon-34/Olajuwon-10	10,158
8	11/18	111-127		-16	@Phoenix	L	4-4	Brown-18/Williams-8	Ceballos-30/Ceballos-13	19,023
9	11/20	99-104		-5	Portland	L	4-5	Tisdale-29/Simmons-14	Robinson-21/Kersey-11	17,317
10	11/23	103-99		+4	Seattle	W	5-5	Richmond-29/Tisdale-14	Benjamin-18/Cage-19	17,317
11	11/25	99-114		-15	@Denver	L	5-6	Richmond-20/Chilcutt,Bonner-7	Jackson-23/Mutombo-13	8467
12	11/28	89-94		-5	New Jersey	L	5-7	Richmond-26/Rambis-7	Petrovic-26/Bowie,Anderson-8	17,317
13	11/29	99-107		-8	@Portland	L	5-8	Simmons-29/Simmons-9	Drexler-24/Robinson-13	12,888
14	12/1	117-110		+7	LA Lakers	W	6-8	Simmons-26/Williams-9	Threatt-26/Divac-10	17,317
15	12/4	111-112		-1	Charlotte	L	6-9	Richmond-27/Causwell,Willms-10	Johnson-27/Mourning-7	17,317
16	12/8	106-114		-8	Washington	L	6-10	Richmond-35/Tisdale-11	Gugliotta-20/Ellison-14	17,317
17	12/10	99-106		-7	Indiana	L	6-11	Tisdale-32/Tisdale-14	Schrempf-25/Schrempf-12	17,317
18	12/12	120-124		-4	Golden State	L	6-12	Richmond-27/Causwell-8	Mullin,Hardaway-31/Hill-10	17,317
19	12/15	98-106		-8	@Miami	L	6-13	Richmond-23/Tisdale-8	Seikaly-27/Seikaly-15	14,892
20	12/17	91-112		-21	@Orlando	L	6-14	Richmond-19/Simmns,Causwll-6	Anderson-25/O'Neal-20	15,151
21	12/18	108-119		-11	@Cleveland	L	6-15	Richmond,Simmons-16/Rambis-8	Nance,Price-22/Nance-13	13,134
22	12/20	98-104		-6	@New Jersey	L	6-16	Richmond-18/Causwell-7	Anderson-21/Coleman-24	11,023
23	12/22	102-99*		+3	@Milwaukee	W	7-16	Simmons-23/Simmons-12	Murdock-30/Murdock-15	14,536
24	12/23	102-96*		+6	@Minnesota	W	8-16	Richmond-30/Simmons-10	West-26/Laettner,Person-11	18,091
25	12/27	118-102		+16	Boston	W	9-16	Tisdale-31/Tisdale,Simmons-8	Abdelnaby-26/Parish-13	17,317
26	12/29	139-81		+58	Dallas	W	10-16	Bonner-23/Bonner-11	White-15/Bond-7	17,317
27	1/2	154-98		+56	Philadelphia	W	11-16	Williams-40/Bonner,Webb-7	Weatherspoon-20/Payne-6	17,317
28	1/5	126-106		+20	Denver	W	12-16	Richmond-25/Simmons-9	Ellis-20/Mutombo-13	17,317
29	1/8	90-93		-3	@LA Lakers	L	12-17	Tisdale-19/Simmons-10	Worthy-25/Divac-16	15,066
30	1/9	108-94		+14	Miami	W	13-17	Richmond-32/Simmons-9	Seikaly-18/Seikaly-11	17,317
31	1/12	93-104		-11	New York	L	13-18	Richmond-21/Tisdale-13	Starks-33/Ewing-11	17,317
32	1/14	104-114		-10	Phoenix	L	13-19	Tisdale-21/Simmons,Bonner-11	Dumas,Majerle-23/Miller,Maj-9	17,317
33	1/16	107-108		-1	@Utah	L	13-20	Simmons-33/Bonner-10	K. Malone-30/K. Malne,Crbn-11	19,911
34	1/18	111-107		+4	@Golden State	W	14-20	Williams-24/Bonner-12	Mullin-27/Hill-23	15,025
35	1/19	96-102		-6	Houston	L	14-21	Richmond-21/Bonner-14	Olajuwon-27/Olajuwon-15	17,317
36	1/22	127-135		-8	@Portland	L	14-22	Richmond-27/Bonner-14	Porter,Robinson-27/Drexler-8	12,888
37	1/23	113-108		+5	Minnesota	W	15-22	Richmond-24/Bonner-8	West-25/Laettner-11	17,317
38	1/25	106-117		-11	@Atlanta	L	15-23	Simmons-26/Tisdale-9	Wilkins-38/Willis-17	7162
39	1/27	107-117		-10	@Charlotte	L	15-24	Simmons-26/Bonner-10	Mourning-23/Johnson-15	23,698
40	1/29	130-120		+10	@Dallas	W	16-24	Simmons-35/Rambis-10	Harper-28/Davis-17	11,410
41	1/30	124-129		-5	@San Antonio	L	16-25	Tisdale-29/Simmons-11	Ellis-27/Robinson-12	16,057
42	2/1	115-119		-4	Orlando	L	16-26	Richmond-28/Tisdale-11	Anderson-31/Anderson-14	17,317
43	2/3	88-107		-19	Chicago	L	16-27	Richmond-17/Simmons-8	Jordan-36/Grant-11	17,317
44	2/5	103-116		-13	@Denver	L	16-28	Webb-21/Chilcutt-8	Williams-29/Mutombo-8	14,409
45	2/6	110-119		-9	@LA Clippers	L	16-29	Tisdale-27/Simmons-7	Harper-31/Manning-12	12,903
46	2/9	114-119		-5	Utah	L	16-30	Tisdale-31/Simmons,Bonner-8	K. Malone-36/K. Malone-11	17,317
47	2/11	116-105		+11	Atlanta	W	17-30	Richmond-25/Bonner,Rambis-9	Willis-25/Willis-19	17,317
48	2/13	110-111		-1	Golden State	L	17-31	Simmons-30/3 players-6	Hardaway,Sprewell-23/Hill-14	17,317
49	2/15	101-119		-8	@Chicago	L	17-32	Tisdale,Bonner-18/Bonner-9	Jordan-32/Williams-12	18,237
50	2/17	99-125		-26	@Indiana	L	17-33	Simmons-23/Bonner-11	Miller-27/Davis-13	10,537
51	2/18	114-121		-7	@Minnesota	L	17-34	Simmons-24/Bonner-8	Laettner-28/Laettner-16	17,813
52	2/23	116-123		-7	@LA Clippers	L	17-35	Williams-24/Simmons-11	Harper-25/Roberts-16	10,206
53	2/24	99-104		-5	LA Lakers	L	17-36	Williams-31/Brown-8	Threatt-23/Green-15	17,317
54	2/26	120-141		-21	Seattle	L	17-37	Tisdale,Williams-17/Chilcutt-11	Kemp-26/Kemp-10	17,317
55	2/27	121-117		+4	@Utah	W	18-37	Williams-37/Bonner-17	J. & K. Malone-24/Krystk-9	19,911
56	3/3	86-89		-3	Houston	L	18-38	Williams-18/Simmons-13	Olajuwon-30/Olajuwon-13	17,317
57	3/5	122-130		-8	@Phoenix	L	18-39	Simmons-17/Bonner-9	Barkley-32/West-12	19,023
58	3/6	102-119		-17	@Houston	L	18-40	Simmons-20/Bonner-7	Olajuwon-27/Olajuwon-15	14,551
59	3/9	108-128		-20	Phoenix	L	18-41	Tisdale-32/Simmons-15	Ceballos-40/Ceballos-12	17,317
60	3/11	109-95		+14	Minnesota	W	19-41	Simmons-28/3 players-7	Maxey-24/Maxey-12	17,317
61	3/13	122-94		+28	Dallas	W	20-41	Simmons-24/Williams-10	Davis-21/Smith-7	17,317
62	3/16	110-113		-3	Detroit	L	20-42	Simmons-34/Tisdale,Bonner-10	Dumars-31/Rodman-22	17,317
63	3/18	111-131		-20	@Seattle	L	20-43	Chilcutt-19/Conlon-8	Kemp-27/Kemp-17	10,977
64	3/19	101-113		-12	Golden State	L	20-44	Tisdale-22/Bonner-13	Alexander-20/Hill-16	17,317
65	3/23	121-104		+17	LA Clippers	W	21-44	Tisdale-40/Tisdale-8	Manning-30/Norman-12	17,317
66	3/25	111-113*		-2	Portland	L	21-45	Williams-35/Tisdale-14	Robinson-26/Willms,Rbnsn-10	17,317
67	3/27	105-125		-20	Milwaukee	L	21-46	Williams-30/Chilcutt,Bonner-8	Lohaus-34/Lohaus,Murdock-8	17,317
68	3/29	89-110		-21	@Boston	L	21-47	Williams-22/Causwell-8	Gamble-28/Kleine-20	14,890
69	3/30	87-109		-22	@New York	L	21-48	Tisdale-17/Brown-7	Starks-20/Ewing-17	19,763
70	4/1	117-97		+20	@Washington	W	22-48	Webb-27/3 players-8	Gugliotta,Grant-19/Gugliotta-18	7910
71	4/2	100-109		-9	@Detroit	L	22-49	Williams-29/Bonner-9	Dumars-35/Rodman-24	21,454
72	4/4	102-112		-10	@Philadelphia	L	22-50	Williams-17/Bonner-12	Hawkins-33/Gilliam-13	8345
73	4/6	100-101		-1	Denver	L	22-51	Webb-20/Bonner-9	Jackson-23/Mutombo-18	17,317
74	4/8	114-123		-9	Phoenix	L	22-52	Higgins-26/Rambis-11	Ceballos-28/West-13	17,317
75	4/9	97-111		-14	@Seattle	L	22-53	Higgins-22/Conlon-9	Perkins-19/Kemp-7	14,023
76	4/13	100-110		-10	San Antonio	L	22-54	Williams-20/4 players-6	Anderson,Ellis-17/Robinson-14	17,317
77	4/16	100-93		+7	@San Antonio	W	23-54	Simmons-26/Simmons-10	Robinson-19/Robinson-12	16,057
78	4/17	108-107*		+1	@Dallas	W	24-54	Webb-24/Bonner-13	Harper-23/Davis,Rooks-11	15,973
79	4/20	101-92		+9	Utah	W	25-54	Simmons-24/Tisdale,Simmons-10	K. Malone-25/Benoit-13	17,317
80	4/21	105-132		-27	@Golden State	L	25-55	Webb-34/Chilcutt-8	Spencer-24/Hill-15	15,025
81	4/23	108-112		-4	Portland	L	25-56	Brown-27/Causwell-8	Strickland-24/Kersey,Wllms-10	17,317
82	4/24	107-125		-18	@LA Lakers	L	25-57	Webb-24/Simmons-10	Green-26/Green-11	16,482

* = OT

1993-94 SACRAMENTO KINGS

Front row — from left to right, Mike Peplowski, Wayman Tisdale, Walt Williams, Olden Polynice, Duane Causwell, Trevor Wilson, Lionel Simmons, Randy Breuer. Back row — from left to right, Managing General Partner Jim Thomas, Assistant Coach Eddie Jordan, Assistant Coach Mike Schuler, Head Coach Garry St. Jean, Mitch Richmond, Randy Brown, Bobby Hurley, Spud Webb, LaBradford Smith, Andre Spencer, Assistant Coach Mike Bratz, Assistant Trainer Pete Youngman, Trainer Bill Jones.

FINAL STATISTICS

PLAYER	G.	MIN.	FGM	FGA	PCT.	FTM	FTA	PCT.	OFF.	DEF.	TOT.	AST.	PF	DQ	STL.	TO	BLK.	PTS.	AVG.
Mitch Richmond	78	2897	635	1428	.445	426	511	.834	70	216	286	313	211	3	103	216	17	1823	23.4
Wayman Tisdale	79	2557	552	1102	.501	215	266	.808	159	401	560	139	290	4	37	124	52	1319	16.7
Lionel Simmons	75	2702	436	996	.438	251	323	.777	168	394	562	305	189	2	104	183	50	1129	15.1
Spud Webb	79	2567	373	810	.460	204	251	.813	44	178	222	528	182	1	93	168	23	1005	12.7
Walt Williams	57	1356	226	580	.390	148	233	.635	71	164	235	132	200	6	52	145	23	638	11.2
Olden Polynice (Tot)	68	2402	346	662	.523	97	191	.508	299	510	809	41	189	2	42	78	67	789	11.6
Olden Polynice (Sac)	31	1052	124	256	.484	55	99	.556	151	202	353	19	81	1	18	29	31	303	9.8
Trevor Wilson (Tot)	57	1221	187	388	.482	92	166	.554	120	153	273	72	123	0	38	93	11	466	8.2
Trevor Wilson (Sac)	52	1095	168	349	.481	79	141	.560	108	137	245	60	106	0	33	87	10	415	8.0
Pete Chilcutt*	46	974	152	328	.463	31	52	.596	100	171	271	71	116	2	43	56	28	335	7.3
Bobby Hurley	19	499	54	146	.370	24	30	.800	6	28	34	115	28	0	13	48	1	134	7.1
Andre Spencer (Tot)	28	349	52	118	.441	55	77	.714	30	43	73	22	43	0	19	21	7	159	5.7
Andre Spencer (Sac)	23	286	43	100	.430	52	73	.712	26	35	61	19	37	0	18	19	5	138	6.0
L. Smith (Tot)	66	877	124	306	.405	63	84	.750	34	50	84	109	96	2	40	50	5	332	5.0
L. Smith (Sac)	59	829	116	288	.403	48	64	.750	29	47	76	104	88	2	37	49	4	301	5.1
Randy Brown	61	1041	110	251	.438	53	87	.609	40	72	112	133	132	2	63	75	14	273	4.5
Duane Causwell	41	674	71	137	.518	40	68	.588	68	118	186	11	109	2	19	33	49	182	4.4
Mike Peplowski	55	667	76	141	.539	24	44	.545	49	120	169	24	131	2	17	34	25	176	3.2
Jim Les*	18	169	13	34	.382	11	13	.846	5	8	13	39	16	0	7	11	1	45	2.5
Evers Burns*	23	143	22	55	.400	12	23	.522	13	17	30	9	33	0	6	7	3	56	2.4
Randy Breuer	26	247	8	26	.308	3	14	.214	15	41	56	8	30	0	6	9	19	19	0.7
Kings	82	19755	3179	7027	.452	1676	2292	.731	1122	2349	3471	2029	1979	27	669	1333	355	8291	101.1
Opponents	82	19755	3360	7017	.479	1767	2448	.722	1189	2574	3763	2052	1895	14	746	1341	498	8764	106.9

3-Pt. FG: Sacramento Kings 257-729 (.353); *Les 8-18 (.444); Richmond 127-312 (.407); Simmons 6-17 (353); Smith 21-60 (.350); Webb 55-164 (.335); Williams 38-132 (.288); Hurley 2-16 (.125); Brown 0-4; Wilson 0-2; Breuer 0-1; Chilcutt 0-1; Peplowski 0-1; Polynice 0-1. Opponents 227-771 (.359).
* Did not finish season with team

TEAM NOTES

- Kings posted a 28-54 record in 1993-94, a three-game improvement over the 1992-93 campaign (25-57).
- Sacramento finished ahead of the Los Angeles Clippers (27-55) in the Pacific Division standings, marking the first time since 1988-89 that the Kings did not finish at the bottom of their division.
- Guard Mitch Richmond became the first Kings player since Otis Birdsong in 1980-81 to earn All-NBA honors when he was voted to the second team. Richmond ranked seventh in the NBA in scoring (23.4 ppg) in the regular season, while also avearging 3.7 rpg, 4.0 apg, and 1.32 spg.
- Richmond also became the first Kings player since Nate Archibald in 1975 and the eighth in franchise history to start in an NBA All-Star Game, tallying 10 points, two rebounds, and three assists in 24 minutes for the West squad in the 44th Annual affair in Minneapolis, MN.
- Kings were stricken by the injury bug throughout the season, losing 226 player games to injury or illness, the third highest total in the NBA in 1993-94 and the second most in the Sacramento-era. The rash of injuries forced Head Coach Garry St. Jean to utilize 20 different starting combinations over the course of the season.

1993-94 GAME-BY-GAME

G	DATE	SCORE	W/L	+/-	OPPONENT	W/L	REC	KINGS HI. SCORER/REBOUNDER		OPP.
HI. SCORER/REBOUNDER					ATT					
1	11/5	109-100		+9	Denver	W	1-0	Tisdale-21/Simmons-12	Abdul-Rauf-25/Mutombo-17	17,317
2	11/7	110-132		-22	@Phoenix	L	1-1	Richmond-25/Chilcutt-11	K. Johnson-32/Green-14	19,023
3	11/10	112-101		+11	LA Lakers	W	2-1	Simmons-33/Simmons-10	Worthy-20/Divac-15	17,317
4	11/12	93-91		+2	San Antonio	W	3-1	Tisdale-25/Chilcutt-8	Robinson-32/Rodman-24	17,317
5	11/14	102-132		-30	@New Jersey	L	3-2	Richmond-23/Tisdale-7	Anderson,Coleman-26/four-8	12,562
6	11/16	95-118		-23	@Atlanta	L	3-3	Tisdale-26/Tisdale-11	Wilkins-26/Willis,Koncak-8	6949
7	11/17	113-130		-17	@Charlotte	L	3-4	Richmond-26/Tisdale-10	Johnson-23/Mourning,Jhn-8	23,698
8	11/19	108-113		-5	@Minnesota	L	3-5	Richmond-30/Richmond-9	Laettner-27/Laettner-13	17,810
9	11/21	103-101		+2	Chicago	W	4-5	Richmond-28/Tisdale-9	Armstrong-23/Grant-18	17,317
10	11/24	93-120		-27	Seattle	L	4-6	Richmond-24/Chilcutt,Rchmnd-6	Payton-23/Kemp-15	17,317
11	11/26	89-92		-3	Houston	L	4-7	Richmond-32/Richmond-11	Olajuwon-36/Thorpe-14	17,317
12	11/28	109-120		-11	@Portland	L	4-8	Richmond-29/Peplowksi-11	Drexler-24/Kersey-14	12,888
13	11/29	103-105		-2	Indiana	L	4-9	Richmond-26/Williams-11	D. Davis-20/D. Davis-13	17,317
14	12/1	101-111		-10	Minnesota	L	4-10	Tisdale,Williams-25/Peplowski-8	West-23/Brown-12	17,317
15	12/4	101-123		-22	@New York	L	4-11	Simmons-22/Chilcutt-6	Ewing-31/Oakley-15	19,763
16	12/7	87-105		-18	@Indiana	L	4-12	Simmons-26/Chilcutt-9	Miller-22/D. Davis-9	9462
17	12/8	115-129		-14	@Boston	L	4-13	Richmond-34/Simmons-13	Gamble-23/Pinckney-13	14,890
18	12/10	109-103		+6	@Philadelphia	W	5-13	Richmond-26/Simmons-16	Bradley-17/Weatherspoon-14	8676
19	12/12	102-112		-10	LA Clippers	L	5-14	Tisdale-27/Simmons-12	Manning-28/Manning-12	17,317
20	12/15	95-96		-1	Milwaukee	L	5-15	Richmond-27/Simmons-15	Murdock-32/Brkswki,Nrmn-6	17,317
21	12/17	94-109		-15	Golden State	L	5-16	Simmons-22/Simmons-12	Mullin-23/Owens-10	17,317
22	12/19	91-97		-6	Orlando	L	5-17	Richmond-32/Tisdale-10	O'Neal-27/O'Neal-17	17,317
23	12/23	114-88		+26	Washington	W	6-17	Richmond-22/Tisdale-9	Gugliotta-18/4 players-6	17,317
24	12/26	95-109		-14	@Miami	L	6-18	Richmond-38/Simmons-9	Smith-23/Smith-4	15,200
25	12/27	110-122		-12	@Orlando	L	6-19	Richmond-40/Peplowski-9	O'Neal-32/O'Neal-17	15,291
26	12/29	103-97		+6	@Washington	W	7-19	Simmons-27/Tisdale-11	MacLean-25/Gugliotta-11	18,756
27	12/30	97-91		+6	@Detroit	W	8-19	Tisdale-21/Smith,Tisdale-12	Mills-22/Polynice-13	19,399
28	1/2	119-116		+3	Dallas	W	9-19	Simmons-25/Simmons-10	Mashburn-30/Jones-7	17,317
29	1/4	112-115		-3	@Golden State	L	9-20	Richmond-34/Tisdale-11	Webber-36/Webber-13	15,025
30	1/5	106-98		+8	LA Lakers	W	10-20	Richmond-23/Chilcutt-15	Threatt-20/Divac-19	17,317
31	1/7	93-102		-9	@Seattle	L	10-21	Richmond-27/Simmons-13	Schrempf-20/Payton-8	14,709
32	1/8	98-104		-6	@Denver	L	10-22	Richmond-28/Tisdale-11	Ellis-22/Mutombo-19	14,709
33	1/11	103-95		+8	Miami	W	11-22	Tisdale-23/Tisdale-11	Smith-26/Long-12	17,317
34	1/13	115-104		+11	Charlotte	W	12-22	Tisdale-22/Smith,Tisdale-13	Mourning-18,Mourning-14	17,317
35	1/15	103-119		-16	Phoenix	L	12-23	Wilson-25/Wilson,Simmons-10	Green-35/Green-19	17,317
36	1/19	95-114		-19	Seattle	L	12-24	Wilson-18/Wilson-9	Payton-24/Cage-9	17,317
37	1/21	83-112		-29	@Utah	L	12-25	Richmond-18/Chilcutt,Tisdale-6	K. Malone-20/Spencer-11	19,911
38	1/22	109-119*		-10	Cleveland	L	12-26	Simmons,Webb-22/Simmons-9	Daugherty-27/Daugherty-15	17,317
39	1/25	91-107		-16	@San Antonio	L	12-27	Richmond-15/Simmons-7	Robinson-31/Rodman-20	17,630
40	1/27	97-113		-16	@Houston	L	12-28	Tisdale,Richmond-15/Williams-9	Olajuwon-24/Thorpe-14	11,467
41	1/29	101-108		-7	@Dallas	L	12-29	Richmond-34/Wilson-10	Jackson-24/White-14	12,157
42	2/1	102-97		+5	Portland	W	13-29	Tisdale-30/Wilson-10	C. Robinson-30/Strickland-9	17,317
43	2/4	83-108		-25	Denver	L	13-30	Smith-14/Tisdale-10	Ellis-19/Ellis-12	17,317
44	2/5	110-122		-12	@LA Clippers	L	13-31	Richmond-30/Tisdale-11	Manning-27/Harper-10	10,773
45	2/8	100-124		-24	@Portland	L	13-32	Tisdale-26/Wilson-14	Drexler-21/Williams-15	12,888
46	2/9	105-95		+10	LA Clippers	W	14-32	Richmond-35/Simmons-11	Harper-26/Williams-8	17,317
47	2/10	103-84		+19	@LA Lakers	W	15-32	Simmons-32/Causwell-11	Van Exel-17/Lynch-16	10,785
48	2/15	113-123		-10	@Golden State	L	15-33	Williams-22/Simmons-6	Owens-29/Owens,Johnson-10	15,025
49	2/16	94-92*		+2	Philadelphia	W	16-33	Richmond-32/Williams-15	Weatherspoon-20/Perry-13	17,317
50	2/18	90-81		+9	Utah	W	17-33	Richmond-27/Simmons-13	K. Malone-19/Spencer-18	17,317
51	2/21	86-112		-26	@Phoenix	L	17-34	Tisdale-14/Causwell,Simmons-8	Barkley-23/Barkley-11	19,023
52	2/22	95-93		+2	Boston	W	18-34	Richmond-23/Simmons,Tisdale-8	McDaniel-22/Fox-15	17,317
53	2/24	102-90		+12	LA Lakers	W	19-34	Simmons-29/Polynice-12	Threatt-28/Divac-16	17,317
54	2/25	111-121		-10	@LA Clippers	L	19-35	Richmond-37/Polynice-20	Spencer-28/Spencer-14	8083
55	3/1	88-100		-12	New York	L	19-36	Richmond-29/Polynice,Tisdale-9	Ewing-28/Ewing-21	17,317
56	3/5	98-114		-16	@Seattle	L	19-37	Webb-21/Polynice-8	Kemp-25/Kemp-14	14,677
57	3/6	85-102		-17	Seattle	L	19-38	Spencer-18/Polynice-11	Payton-24/Kemp-11	17,317
58	3/8	82-103		-21	@Cleveland	L	19-39	Tisdale,Richmond-16/Polynice-13	Williams,Brandon-18/Hill-13	18,341
59	3/9	104-96		+8	@Minnesota	W	20-39	Richmond-35/Polynice-10	West,Person-28/Person-9	17,436
60	3/11	108-100		+8	@Milwaukee	W	21-39	Richmond-25/Polynice-21	Baker-22/Baker-11	17,508
61	3/12	94-111		-17	@Chicago	L	21-40	Richmond-22/Simmons-7	Pippen-20/3 players-8	18,676
62	3/14	102-108		-6	Detroit	L	21-41	Richmond-21/Polynice-13	Thomas-22/Chilcutt-12	17,317
63	3/16	132-111		+21	New Jersey	W	22-41	Richmond-25/Polynice-12	Coleman-29/Williams,Colmn-9	17,317
64	3/18	115-103		+12	@Denver	W	23-41	Richmond-29/Polynice-10	Pack-24/Williams-17	17,171
65	3/19	100-107		-7	@San Antonio	L	23-42	Richmond-27/Polynice-9	Robinson-48/Robinson-16	20,640
66	3/22	94-96		-2	Portland	L	23-43	Simmons-26/Tisdale-17	Drexler-28/Williams-15	17,317
67	3/24	91-107		-16	San Antonio	L	23-44	Richmond-24/Tisdale-7	Robinson-38/Rodman-18	17,317
68	3/25	91-100		-9	@Portland	L	23-45	Simmons-20/Polynice-8	Drexler-23/Williams-14	12,888
69	3/29	101-122		-21	Houston	L	23-46	Richmond-24/Tisdale-10	Thorpe-21/Thorpe-18	17,317
70	3/31	102-106		-4	Atlanta	L	23-47	Williams-32/Simmons-9	Willis-29/Willis-21	17,317
71	4/2	102-87		+15	Minnesota	W	24-47	Tisdale-24/Polynice-17	Laettner-19/Kings-12	17,317
72	4/5	80-88		-8	Dallas	L	24-48	Richmond-22/Polynice-16	Jackson-16/Rooks-10	17,317
73	4/6	123-128*		-5	@LA Lakers	L	24-49	Richmond-39/Polynice-15	Worthy-31/Divac-14	12,066
74	4/8	104-101		+3	Phoenix	W	25-49	Richmond-33/Polynice-11	Barkley-30/Barkley-16	17,317
75	4/11	118-97		+21	LA Clippers	W	26-49	Tisdale-26/Polynice-18	Vaught-21/Vaught-11	17,317
76	4/12	91-126		-35	@Utah	L	26-50	Richmond-20/Spencer-10	Malone-21/Malone-11	19,911
77	4/14	99-104		-5	@Houston	L	26-51	Richmond-26/Polynice-20	Olajuwon-34/Horry-14	13,127
78	4/16	106-98		+8	@Dallas	W	27-51	Tisdale-32/Polynice-10	Jackson-20/Jones-13	12,376
79	4/19	108-115		-7	Utah	L	27-52	Webb-28/Polynice-10	Malone-30/Malone-13	17,317
80	4/21	96-121		-25	@Golden State	L	27-53	Tisdale-17/Wilson-11	Grayer-19/Owens-12	15,025
81	4/23	100-101		-1	@Phoenix	L	27-54	Webb-32/Polynice-16	K. Johnson-20/Barkley-14	19,023
82	4/24	105-97		+8	Golden State	W	28-54	Webb-25/Polynice-14	Jennings-15/Gatling-13	17,317

* = OT

1994-95 SACRAMENTO KINGS

Front row — from left to right, Michael Smith, Brian Grant, Walt Williams, Duane Causwell, Olden Polynice, Lionel Simmons, Henry Turner. Back row — from left to right, Head Coach Garry St. Jean, Assistant Coach Eddie Jordan, Assistant Coach Mike Bratz, Mitch Richmond, Randy Brown, Spud Webb, Bobby Hurley, Doug Lee, Assistant Trainer Pete Youngman, Trainer Bill Jones.

FINAL STATISTICS

PLAYER	G.	MIN.	FGM	FGA	PCT.	FTM	FTA	PCT.	OFF.	DEF.	TOT.	AST.	PF	DQ	STL.	TO	BLK.	PTS.	AVG.
Mitch Richmond	82	3172	668	1497	.446	375	445	.843	69	288	357	311	227	2	91	234	29	1867	22.8
Walt Williams	77	2739	445	998	.446	266	364	.731	100	245	345	316	265	3	123	243	63	1259	16.4
Brian Grant	80	2289	413	809	.511	231	363	.636	207	391	598	99	276	4	49	163	116	1058	13.2
Spud Webb	76	2458	302	689	.438	226	242	.934	29	145	174	468	148	0	75	185	8	878	11.6
Olden Polynice	81	2534	376	691	.544	124	194	.639	277	448	725	62	238	0	48	113	52	877	10.8
Michael Smith	82	1736	220	406	.542	127	262	.485	174	312	486	67	235	1	61	106	49	567	6.9
Lionel Simmons	58	1064	131	312	.420	59	84	.702	61	135	196	89	118	0	28	70	23	327	5.6
Alaa Abdelnaby*	51	476	117	220	.532	20	35	.571	34	72	106	13	102	1	15	40	12	254	5.0
Randy Brown	67	1086	124	287	.432	55	82	.671	24	84	108	133	153	0	99	78	19	317	4.7
Bobby Hurley	68	1105	103	284	.363	58	76	.763	14	56	70	226	79	0	29	110	0	285	4.2
Duane Causwell	58	820	76	147	.517	57	98	.582	57	117	174	15	146	4	14	33	80	209	3.6
Trevor Wilson*	15	147	18	40	.450	11	14	.786	10	16	26	12	12	0	4	6	2	47	3.1
Henry Turner	30	149	23	57	.404	20	35	.571	17	11	28	7	20	0	8	12	1	68	2.3
Doug Lee	22	75	9	25	.360	18	21	.857	0	5	5	5	18	0	6	5	3	43	2.0
Derrick Phelps	3	5	0	1	.000	0	2	.000	0	0	0	1	3	0	0	0	0	0	0.0
Kings	82	19855	3025	6463	.468	1647	2317	.711	1073	2325	3398	1824	2040	15	650	1449	457	8056	98.2
Opponents	82	19855	2964	6549	.453	1833	2473	.741	1145	2268	3413	1820	2033	18	756	1348	515	8138	99.2

3-Pt. FG: Sacramento Kings 359-1037 (.346); Polynice 1-1 (1.000); Turner 2-5 (.400); Lee 7-18 (.389); Simmons 6-16 (.375); Richmond 156-424 (.368); Williams 103-296 (.348); Webb 48-145 (.331); Brown 14-47 (.298); Hurley 21-76 (.276); Grant 1-4 (.250); Smith 0-2; Causwell 0-1. Opponents 377-1240 (.304).

* Did not finish season with team

TEAM NOTES

- Kings registered a 39-43 regular-season record, marking the franchise's most victories in a season since 1982-83 (45-37). Sacramento finished fifth in the Pacific Division, and missed advancing to the NBA Playoffs by just one game after falling 102-89 at Denver (4/23/95) on the final day of the regular season in a winner-take-all battle for the eighth and final Western Conference Playoff berth.

- Guard Mitch Richmond earned Second-Team All-NBA honors after averaging 22.8 ppg, 4.4 rpg, 3.8 apg, and 1.11 spg. Richmond's 22.8 ppg led all guards in scoring and ranked eighth in the NBA.

- Richmond was named MVP of the 45th Annual All-Star Game in Phoenix, scoring a game-high 23 points (10-13 FG, 3-3 3pt, 0-0 FT) with four rebounds and two assists in only 22 minutes off the bench to lead the Western Conference to a 139-112 victory over the East. The 10-for-13 (.769) shooting performance is the third best in All-Star history.

- Forward Brian Grant was named to the NBA's First-Team All-Rookie squad, averaging 13.2 ppg (.511 FG%), 7.5 rpg, and 1.45 bpg. Grant earned Schick Rookie of the Month honors for January after averaging 15.8 ppg (.511 FG%), 9.7 rpg, and 2.13 bpg in helping lead the Kings to a 9-6 mark.

1994-95 GAME-BY-GAME

G	DATE	SCORE	W/L	+/-	OPPONENT	W/L	REC	KINGS HI. SCORER/REBOUNDER		OPP.
HI. SCORER/REBOUNDER					ATT					
1	11/4	107-89		+18	Phoenix	W	1-0	Richmond-20/Polynice,Grant-10	Tisdale-16/Green-12	17,317
2	11/9	108-100		+8	@Seattle	W	2-0	Richmond-28/Williams-7	Kemp-21/Kemp-9	16,352
3	11/10	84-104		-20	Portland	L	2-1	Richmond-23/Grant-9	C. Robinson-25/Dudley-17	17,317
4	11/12	105-97		+8	Atlanta	W	3-1	Richmond-32/Polynice-9	Norman-21/Long-9	17,317
5	11/15	99-105		-6	@Houston	L	3-2	Richmond-31/Polynice-11	Olajuwon-28/Olajuwon-14	14,656
6	11/17	94-96		-2	@Dallas	L	3-3	Richmond-21/Richmond-9	Mashburn-23/Taprley-9	13,516
7	11/20	96-88		+8	Cleveland	W	4-3	Grant-18/Grant-10	Hill-17/Hill-20	17,317
8	11/23	98-103		-5	New Jersey	L	4-4	Richmond-27/Causwell-11	Gilliam-24/Coleman-12	17,317
9	11/25	108-105*		+3	Denver	W	5-4	Richmond-33/Polynice-13	Pack-24/Mutombo-16	17,317
10	11/27	89-94		-5	Utah	L	5-5	Richmond-25/Polynice-11	Malone-25/Malone,Benoit-14	17,317
11	11/29	94-89		+5	@Miami	W	6-5	Williams-20/Grant-7	Coles-19/Rice,Willis-7	14,301
12	11/30	107-114		-7	@Orlando	L	6-6	Richmond-20/Grant-8	O'Neal-41/Grant-11	16,010
13	12/2	96-99		-3	@Philadelphia	L	6-7	Richmond-30/Polynice-9	Burton-25/Bradley,Williams-7	9336
14	12/3	94-89		+5	@New Jersey	W	7-7	Richmond-31/Smith-11	Gilliam-22/Williams-14	20,049
15	12/6	108-95		+13	Milwaukee	W	8-7	Polynice-22/Polynice-16	Robinson-31/Conlon-12	17,317
16	12/8	103-91		+12	Seattle	W	9-7	Richmond-26/Richmond-9	Askew-17/Kemp-19	17,317
17	12/10	106-94		+12	Golden State	W	10-7	Richmond-24/Grant-12	Hardaway-23/Rozier-11	17,317
18	12/11	88-93		-5	@Portland	L	10-8	Grant,Richmond-17/Williams-7	Strickland-24/Dudley-9	12,888
19	12/13	112-107		+5	@Golden State	W	11-8	Richmond-29/Smith-8	Hardaway-23/Seikaly-12	15,025
20	12/15	84-94		-10	New York	L	11-9	Richmond-21/Smith-9	Ewing-27/Ewing-18	17,317
21	12/17	98-109		-11	@Phoenix	L	11-10	Williams,Richmond-20/Polynice-7	Barkey-27/Barkley-14	19,023
22	12/20	105-102		+3	Washington	W	12-10	Richmond-28/Polynice-15	Webber,Dckwrth-19/Hwrd-12	17,317
23	12/22	109-89		+20	Minnesota	W	13-10	Williams,Polynice-17/Causwell-9	Rider-27/Foster-8	17,317
24	12/23	89-100		-11	@LA Lakers	L	13-11	Richmond-25/Polynice-18	Jones-27/Divac-10	12,637
25	12/26	103-123		-20	@Seattle	L	13-12	Grant-23/Smith-13	Perkins-26/Kemp-9	15,780
26	12/27	102-101		+1	Portland	W	14-12	Richmond-30/Simmons-10	Strickland-22/Dudley-10	17,317
27	12/30	85-82		+3	Philadelphia	W	15-12	Richmond-21/Polynice,Willms-11	Barros-23/Bradley-16	17,317
28	1/3	100-108		-8	Phoenix	L	15-13	Webb-23/Polynice-14	Barkley-26/Manning-10	17,317
29	1/5	94-88		+6	Detroit	W	16-13	Grant-24/Polynice-15	Dumars-24/Mills-11	17,317
30	1/7	96-95		+1	Miami	W	17-13	Williams,Richmnd-27/Grnt,Smth-7	Rice-23/Willis,Owens-9	17,317
31	1/10	98-85		+13	@Minnesota	W	18-13	Grant-18/Polynice-15	Laettner-26/Laettner-10	13,017
32	1/11	88-97		-9	@Milwaukee	L	18-14	Richmond-19/Polynice-14	Baker-26/Pinckney-15	13,279
33	1/13	89-79		+10	@Chicago	W	19-14	Polynice-25/Grant-14	Kukoc-19/Blount-8	22,243
34	1/15	97-98		-1	@Boston	L	19-15	Grant-25/Grant,Polynice-12	Wilkins-22/Montross-13	14,890
35	1/17	95-88		+7	Portland	W	20-15	Richmond-29/Grant-16	C. Robinson-22/Dudley-11	17,317
36	1/19	112-103		+9	Golden State	W	21-15	Richmond-26/Smith-11	Hardaway-29/Alexander-17	17,317
37	1/21	92-86		+6	@LA Clippers#	W	22-15	Richmond-21/Polynice-11	Vaught-21/Vaught-13	17,751
38	1/22	87-103		-16	@Portland	L	22-16	Richmond-18/Grant-9	C. Robinson-27/Dudley-10	12,888
39	1/24	110-109**		+1	Dallas	W	23-16	Richmond-32/Polynice-17	Mashburn-35/L. Williams-13	17,317
40	1/25	88-130		-42	@Utah	L	23-17	Richmond-18/Polynice,Grant-7	Malone-25/Malone-10	19,911
41	1/28	87-84		+3	@Dallas	W	24-17	Grant-23/Grant-11	Mashburn-21/Jones-17	17,502
42	1/31	96-97		-1	San Antonio	L	24-18	Richmond-33/Grant-12	Robinson-23/Rodman-19	17,317
43	2/2	88-68		+20	Chicago	W	25-18	Williams-20/Grant-10	Pippen-22/Pippen-11	17,317
44	2/4	96-97		-1	@San Antonio	L	25-19	Abdelnaby-24/Polynice-8	Robinson-34/Rodman-22	18,436
45	2/8	86-97		-11	Houston	L	25-20	Richmond-28/Smith-8	Olajuwon-31/Olajuwon-17	17,317
46	2/14	108-101		+7	Boston	W	26-20	Williams-25/Polynice,Grant-10	Wilkins-23/Radja-18	17,317
47	2/16	98-82		+16	LA Lakers	W	27-20	Williams-18/Polynice-16	Jones-18/Jones-10	17,317
48	2/18	109-92		+17	LA Clippers	W	28-20	Richmond-25/Polynice-11	Piatkowski-20/Outlaw-7	17,317
49	2/20	93-99		-6	@Detroit	L	28-21	Webb-24/Grant-10	Hill-20/West,Miller-10	15,148
50	2/22	89-100		-11	@Charlotte	L	28-22	Williams-28/Polynice-13	Mourning-29/Mourning-17	23,698
51	2/23	90-103		-13	@New York	L	28-23	Williams-20/Polynice-11	Ewing-38/Mason-12	19,763
52	2/25	98-102		-4	@Washington	L	28-24	Richmond-32/Polynice,Grant-9	Webber-25/Muresan-8	18,756
53	2/27	99-118		-19	@Atlanta	L	28-25	Richmond-20/Grant-9	Lang,Long-20/Long-10	10,539
54	3/1	87-98		-11	Minnesota	L	28-26	Richmond-21/Polynice-11	Rooks-28/Rooks-13	17,317
55	3/3	104-109**		-5	@LA Lakers	L	28-27	Grant-29/Polynice-10	Divac-27/Divac-19	12,040
56	3/5	88-80		+8	Charlotte	W	29-27	Williams,Richmond-20/Grant-10	Curry-21/Johnson-12	17,317
57	3/7	95-102*		-7	Utah	L	29-28	Williams-31/Grant-9	Malone-33/Malone-12	17,317
58	3/9	94-109		-15	Indiana	L	29-29	Richmond-21/3 players-6	Miller-30/Smits-12	17,317
59	3/10	93-110		-17	@Utah	L	29-30	Richmond-19/Polynice-10	Malone-22/Chambers-8	19,911
60	3/12	105-93		+12	@LA Clippers	W	30-30	Williams-25/Smith-10	Vaught-20/Vaught-8	8740
61	3/14	90-91		-1	Dallas	L	30-31	Grant-27/Polynice-18	Mashburn-27/Jones,Willms-12	17,317
62	3/16	101-123		-22	@Denver	L	30-32	Richmond-17/Polynice-8	Abdul-Rauf,Ellis-19/Mtmbo-12	17,171
63	3/17	128-110		+18	Golden State	W	31-32	Richmond-27/Polynice-11	Gatling-27/Rozier-13	17,317
64	3/19	116-121		-5	@LA Lakers	L	31-33	Richmond-38/Grant,Smith-10	Van Exel-35/Bowie-11	13,219
65	3/20	91-89		+2	Denver	W	32-33	Richmond-20/Polynice-12	Abdul-Rauf-27/Rose-8	17,317
66	3/22	89-101		-12	@Cleveland	L	32-34	Richmond-19/Grant-11	Price-23/Cage-14	20,562
67	3/24	96-103		-7	@Indiana	L	32-35	Richmond-30/Grant-9	Smits-31/Davis-16	16,482
68	3/26	104-98		+6	@Minnesota	W	33-35	Richmond-23/Polynice-9	Laettner-23/Rooks-10	15,553
69	3/28	117-106		+11	Orlando	W	34-35	Richmond-35/Grant-9	O'Neal-32/O'Neal-12	17,317
70	3/30	96-113		-17	Phoenix	L	34-36	Richmond-32/Grant-8	Barkley-27/Green-10	17,317
71	3/31	95-120		-25	@Seattle	L	34-37	Grant-21/Smith-11	Payton-27/Kemp-12	14,698
72	4/4	109-105		+4	Houston	W	35-37	Williams-30/Smith-11	Drexler-29/Drexler-8	17,317
73	4/6	94-96		-2	San Antonio	L	35-38	Richmond-24/Grant-11	Robinson-29/Cummings-15	17,317
74	4/8	105-112*		-7	LA Clippers	L	35-39	Richmond-44/Polynice-9	Massenburg-26/Riley-10	17,317
75	4/11	117-85		+32	@LA Clippers	W	36-39	Williams-25/Polynice-9	Dehere,Ptwski-14/Msbrg,Smith-5	8836
76	4/12	109-99		+10	LA Lakers	W	37-39	Polynice-27/Polynice-16	Divac-24/Divac-15	17,317
77	4/14	88-98		-10	@San Antonio	L	37-40	Richmond-22/Polynice-13	Robinson-32/Robinson-16	25,130
78	4/15	84-98		-14	@Houston	L	37-41	Williams,Richmond-19/Grant-9	Smith-18/Olajuwon-13	16,611
79	4/18	101-111		-10	@Phoenix	L	37-42	Richmond-28/Smith-8	Barkley-28/Barkley-11	19,023
80	4/20	112-98		+14	@Golden State	W	38-42	Richmond-30/Smith-11	Wood-18/Rozier-19	15,025
81	4/21	105-97		+8	Seattle	W	39-42	Williams-27/Polynice-14	Schrempf-26/Kemp-7	17,317
82	4/23	89-102		-13	@Denver	L	39-43	Richmond-32/Polynice,Grant-8	Williams-23/Mutombo-19	17,171

* = OT

1995-96 SACRAMENTO KINGS



Front row — from left to right, Michael Smith, Brian Grant, Walt Williams, Duane Causwell, Olden Polynice, Lionel Simmons, Tyrone Corbin. Back row — from left to right, Assistant Coach Eddie Jordan, Assistant Coach Mike Bratz, Head Coach Garry St. Jean, Byron Houston, Sarunas Marciulionis, Tyus Edney, Mitch Richmond, Bobby Hurley, Clint McDaniel, Corliss Williamson, Assistant Trainer Pete Youngman, Trainer Bill Jones.

FINAL STATISTICS

PLAYER	G.	MIN.	FGM	FGA	PCT.	FTM	FTA	PCT.	OFF.	DEF.	TOT.	AST.	PF	DQ	STL.	TO	BLK.	PTS.	AVG.
Mitch Richmond	81	2946	611	1368	.447	425	491	.866	54	215	269	255	233	6	125	220	19	1872	23.1
Walt Williams*	45	1381	235	540	.435	130	172	.756	62	145	207	165	151	0	53	103	42	658	14.6
Brian Grant	78	2398	427	842	.507	262	358	.732	175	370	545	127	269	9	40	185	103	1120	14.4
Billy Owens (Tot)	62	1982	323	673	.480	157	247	.636	143	268	411	204	192	2	49	164	38	808	13.0
Billy Owens (Sac)	22	594	84	200	.420	45	70	.643	49	76	125	70	60	1	19	51	16	218	9.9
Olden Polynice	81	2441	431	818	.527	122	203	.601	257	507	764	58	250	3	52	127	66	985	12.2
Sarunas Marciulionis	53	1039	176	389	.452	155	200	.775	20	57	77	118	112	1	52	96	4	571	10.8
Tyus Edney	80	2481	305	740	.412	197	252	.782	63	138	201	491	203	2	89	192	3	860	10.8
Tyrone Corbin*	49	930	117	259	.452	77	92	.837	55	124	179	61	96	1	47	50	17	312	6.4
Kevin Gamble (Tot)	65	1325	152	379	.401	38	48	.792	21	92	113	100	147	2	35	43	8	386	5.9
Kevin Gamble (Sac)	21	292	35	82	.427	5	10	.500	7	20	27	18	28	0	4	11	3	81	3.9
Corliss Williamson	53	609	125	268	.466	47	84	.560	56	58	114	23	115	2	11	76	9	297	5.6
Michael Smith	65	1384	144	238	.605	68	177	.384	143	246	389	110	166	0	47	72	46	357	5.5
Lionel Simmons	54	810	86	217	.396	55	75	.733	41	104	145	83	85	0	31	51	20	246	4.6
Byron Houston	25	276	32	64	.500	21	26	.808	31	53	84	7	59	2	13	17	7	86	3.4
Duane Causwell	73	1044	90	216	.417	70	96	.729	86	162	248	20	173	2	27	53	78	250	3.4
Bobby Hurley	72	1059	65	230	.283	68	85	.800	12	63	75	216	121	0	28	86	3	220	3.1
Clint McDaniel	12	71	8	23	.348	12	16	.750	3	7	10	7	10	0	5	2	0	30	2.5
Kings	82	19755	2971	6494	.458	1759	2407	.731	1114	2345	3459	1829	2131	29	643	1442	436	8163	99.5
Opponents	82	19755	2987	6461	.462	1950	2596	.751	1056	2312	3368	1805	2006	21	767	1356	505	8385	102.3

3-Pt. FG: Sacramento Kings 462-1194 (.387); Smith 1-1 (1.000); Richmond 225-515 (.437); Owens 5-12 (.417); Marciulionis 64-157 (.408); Simmons 19-51 (.373); Edney 53-144 (.368); Williams 58-170 (.341); McDaniel 2-6 (.333); Houston 1-3 (.333); Polynice 1-3 (.333); Hurley 22-76 (.289); Gamble 6-23 (.261); Grant 4-17 (.235); Corbin 1-12 (.083); Causwell 0-1; Williamson 0-3. Opponents 461-1215 (.379).

* Did not finish season with team

1995-96 PLAYOFFS

* = OT

First Round (1-3)

April 26	Sacramento 85	@	Seattle	97
April 28	Sacramento 90	@	Seattle	81
April 30	Sacramento 89	vs.	Seattle	96
May 2	Sacramento 87	vs.	Seattle	101

TEAM NOTES

- Kings registered a 39-43 regular-season record, marking the franchise's most victories in a season since 1982-83 (45-37). Sacramento finished fifth in the Pacific Division, and missed advancing to the NBA Playoffs by just one game after falling 102-89 at Denver (4/23/95) on the final day of the regular season in a winner-take-all battle for the eighth and final Western Conference Playoff berth.

- Guard Mitch Richmond earned Second-Team All-NBA honors after averaging 22.8 ppg, 4.4 rpg, 3.8 apg, and 1.11 spg. Richmond's 22.8 ppg led all guards in scoring and ranked eighth in the NBA.

- Richmond was named MVP of the 45th Annual All-Star Game in Phoenix, scoring a game-high 23 points (10-13 FG, 3-3 3pt, 0-0 FT) with four rebounds and two assists in only 22 minutes off the bench to lead the Western Conference to a 139-112 victory over the East. The 10-for-13 (.769) shooting performance is the third best in All-Star history.

- Forward Brian Grant was named to the NBA's First-Team All-Rookie squad, averaging 13.2 ppg (.511 FG%), 7.5 rpg, and 1.45 bpg. Grant earned Schick Rookie of the Month honors for January after averaging 15.8 ppg (.511 FG%), 9.7 rpg, and 2.13 bpg in helping lead the Kings to a 9-6 mark.

1995-96 GAME-BY-GAME

G	DATE	SCORE	W/L	+/-	OPPONENT	W/L	REC	KINGS HI. SCORER/REBOUNDER		OPP. HI. SCORER/REBOUNDER	ATT
1	11/3	95-86		+9	Minnesota	W	1-0	Williams-20/Grant-9	Porter-19/Gugliotta-12		17,317
2	11/5	99-82		+17	LA Clippers	W	2-0	Polynice-23/Smith-12	Vaught-20/Vaught-10		17,317
3	11/7	109-106		+3	@Philadelphia	W	3-0	Richmond-23/Smith-10	Stackhouse-34/Maxwell-11		8064
4	11/8	109-90		+19	@Toronto	W	4-0	Richmond-32/Polynice-8	Murray-22/Miller-11		16,793
5	11/10	119-95		+24	@Indiana	W	5-0	Williams-19/Grant,Polynice-6	Miller-19/A. Davis-10		15,947
6	11/11	84-86		-2	@New Jersey	L	5-1	Richmond-17/Grant-14	Edwards-24/Williams-14		11,205
7	11/14	100-106		-6	LA Lakers	L	5-2	Richmond-28/Houston-12	Ceballos-31/Campbell-12		17,317
8	11/16	105-102		+3	@Portland	W	6-2	Richmond-25/Polynice-9	Strickland-23/Dudley-11		21,401
9	11/17	105-96		+9	Phoenix	W	7-2	Grant-24/Grant-13	Barkley-31/Barkley-9		17,317
10	11/19	94-108		-14	Atlanta	L	7-3	Williams,Grant-15/Williams-8	Smith-32/Lang-11		17,317
11	11/22	95-116		-21	@Utah	L	7-4	Grant,Richmond-21/Grant-9	Malone-25/Malone,Keefe-7		19,911
12	11/24	99-98		+1	@LA Lakers	W	8-4	Grant-23/Polynice-14	Ceballos-23/Ceballos-11		16,343
13	11/26	99-92		+7	New Jersey	W	9-4	Marciulionis-25/Polynice-10	Edwards-24/Gilliam,Willms-10		17,317
14	11/28	91-85		+6	Denver	W	10-4	Richmond-22/Polynice-13	Abdul-Rauf-24/Mutombo-17		17,317
15	11/30	105-95		+10	Indiana	W	11-4	Polynice-21/Polynice-13	Miller-21/D. Davis-11		17,317
16	12/2	109-106		+3	Orlando	W	12-4	Grant-27/Polynice-12	Hardaway-22/Koncak-7		17,317
17	12/8	103-120		-17	Seattle	L	12-5	Richmond-26/Polynice-8	Hawkins-34/Kemp,Payton-7		17,317
18	12/10	110-90		+20	Miami	W	13-5	Richmond-15/Simmons-9	Thomas-29/Thomas-15		17,317
19	12/12	93-133		-40	Houston	L	13-6	Edney-17/Polynice-12	Olajuwon-31/Olajuwon-15		17,317
20	12/15	114-110		+4	@Houston	W	14-6	Richmond-47/Polynice-10	Olajuwon-37/3 players-7		16,611
21	12/16	106-122		-16	@San Antonio	L	14-7	Richmond-23/Polynice-11	Elliott-31/Perdue-15		15,675
22	12/18	92-85		+7	Vancouver	W	15-7	Grant-22/Simmons,Causwell-8	Reeves-23/Amaya-7		17,317
23	12/21	96-103		-7	@LA Clippers	L	15-8	Richmond-23/Grant-10	Vaught-22/Vaught-15		6020
24	12/22	83-116		-33	@LA Lakers	L	15-9	Richmond-24/3 players-7	Ceballos-27/Campbell-12		16,189
25	12/26	115-98		+17	San Antonio	W	16-9	Richmond-31/Smith-12	Robinson-25/Robinson-14		17,317
26	12/29	117-97		+20	Philadelphia	W	17-9	Richmond-20/Corbin-9	Stackhouse-22/Weathrspn-6		17,317
27	1/4	126-96		+30	Denver	W	18-9	Richmond-41/Polynice-12	Abdul-Rauf-26/McDyess-9		17,317
28	1/6	115-106		+9	Golden State	W	19-9	Williams-27/Polynice-10	Smith-25/Smith-8		17,317
29	1/9	88-104		-16	@Atlanta	L	19-10	Marciulionis,Rhmnd-19/Plynce-13	Long-20/Augmon-7		9004
30	1/10	104-113		-9	@Boston	L	19-11	Richmond-31/Polynice-6	Radja-25/Radja-10		17,156
31	1/12	88-117		-29	@Washington	L	19-12	Grant-17/Polynice-7	Howard-29/Muresan-16		18,756
32	1/13	119-111		+8	@New York	W	20-12	Richmond-32/Polynice-11	Ewing-29/Ewing-11		19,763
33	1/15	94-103		-9	@Minnesota	L	20-13	Grant-25/Polynice-8	Rider-29/Gugliotta-8		14,102
34	1/18	105-100		+5	Portland	W	21-13	Richmond-38/Polynice-16	McKie-18/McKie-8		17,317
35	1/20	115-110		+5	@Denver	W	22-13	Richmond-22/Polynice-13	Abdul-Rauf-36/McDyess-12		16,820
36	1/21	97-111		-14	@Phoenix	L	22-14	Richmond-21/Polynice-10	Barkley-22/Barkley-13		19,023
37	1/23	109-111		-2	Dallas	L	22-15	Richmond-36/Grant-16	Jackson-30/Meyer,Kidd-10		17,317
38	1/26	118-124		-6	@Golden State	L	22-16	Richmond-36/Polynice-8	Sprewell-26/Smith-14		15,025
39	1/30	102-75		+27	Toronto	W	23-16	Williams-29/Polynice,Smith-10	Miller-18/Massenburg-5		17,317
40	2/1	85-105		-20	Chicago	L	23-17	Richmond-30/Polynice-13	Jordan-27/Rodman-21		17,317
41	2/3	94-85		+9	@Detroit	W	24-17	Richmond-34/Polynice-14	Hill-22/Ratliff-13		17,350
42	2/5	92-103		-11	@Miami	L	24-18	Richmond-18/Polynice-7	Mourning-25/Willis-14		14,284
43	2/6	102-112		-10	@Orlando	L	24-19	Richmond-25/Smith-9	Hardaway-24/Grant-8		17,248
44	2/8	105-115		-10	@Charlotte	L	24-20	Richmond-29/Polynice-10	Rice-33/Johnson-11		24,042
45	2/13	90-94		-4	Minnesota	L	24-21	Richmond-32/Williams,Polynice-9	Rider-18/Gugliotta-11		17,317
46	2/14	86-93		+7	@Vancouver	L	24-22	Richmond-30/Smith-8	Anthony-21/Reeves-11		15,391
47	2/16	102-130		-28	Boston	L	24-23	Polynice-20/Polynice,Smith-8	Radja-31/Williams-8		17,317
48	2/19	111-118*		-7	@Houston	L	24-24	Richmond-31/Polynice-15	Olajuwon-40/Olajuwon-13		16,285
49	2/21	91-93		-2	@Dallas	L	24-25	Richmond-19/Grant-15	Jackson-21/Williams-20		14,980
50	2/23	105-112		-7	San Antonio	L	24-26	Polynice,Richmond-20/Plynce-12	Robinson-31/Robinson-14		17,317
51	2/24	91-104		-13	@Seattle	L	24-27	Richmond-22/Polynice-9	Kemp-30/Kemp-18		17,072
52	2/26	78-93		-15	Detroit	L	24-28	Owens-21/Grant-10	Hill-21/Thorpe-13		17,317
53	2/28	90-85		+5	New York	W	25-28	Richmond-22/Owens-18	Ewing-31/Ewing,Mason-13		17,317
54	2/29	110-122		-12	@LA Clippers	L	25-29	Richmond-29/Polynice-12	Vaught-23/Williams-12		8680
55	3/3	99-108		-9	Washington	L	25-30	Richmond-35/Edney-10	Cheaney-25/Howard-10		17,317
56	3/5	97-112		-15	Utah	L	25-31	Richmond-28/Causwell-9	Stockton-30/Malone-15		17,317
57	3/7	89-102		-13	LA Lakers	L	25-32	Polynice-21/Polynice-13	Campbell-29/Campbell-11		17,317
58	3/8	105-117		-12	@Portland	L	25-33	Richmond-30/Polynice-10	Sabonis-23/Sabonis-17		20,485
59	3/10	96-95		+1	@Golden State	W	26-33	Richmond-19/Polynice-10	Willis-21/Smith-11		15,025
60	3/11	92-88		+4	Vancouver	W	27-33	Richmond-29/Polynice-12	Reeves-26/Reeves-12		17,317
61	3/13	104-95		+9	Milwaukee	W	28-33	Richmond-25/Smith-11	Robinson-25/Benjamin-18		17,317
62	3/15	87-113		-26	@Minnesota	L	28-34	Richmond-26/Polynice-8	Mitchell-23/Garnett-9		13,277
63	3/17	84-115		-31	@Cleveland	L	28-35	Richmond-18/Owens-10	Brandon-26/Sura-7		17,821
64	3/19	67-89		-22	@Chicago	L	28-36	Richmond-23/Causwell-14	Jordan-20/Jordan-9		23,312
65	3/20	122-97		+25	@Milwaukee	W	29-36	Grant-30/Polynice-10	Newman-19/Baker-9		13,176
66	3/22	80-78		+2	Portland	W	30-36	Richmond-19/Grant-12	C. Robinson-15/Dudley-13		17,317
67	3/24	110-112		-2	Seattle	L	30-37	Polynice-24/Grant,Polynice-12	Payton-38/Kemp,Payton-11		17,317
68	3/26	98-102		-4	@Phoenix	L	30-38	Richmond-27/Polynice-13	Barkley-29/Barkley-12		19,023
69	3/29	107-101*		+6	Charlotte	W	31-38	Marciulionis-25/Grant-10	Anderson-24/Parish-13		17,317
70	3/31	105-100*		+5	Cleveland	W	32-38	Grant-32/Grant-10	Brandon-20/Cage-11		17,317
71	4/2	104-97		+7	@Dallas	W	33-38	Grant-25/Smith-10	McCloud-26/Williams-12		15,194
72	4/3	96-117		-21	@San Antonio	L	33-39	Polynice-27/Polynice-11	Del Negro-25/Robinson-9		13,910
73	4/5	96-91		+5	Houston	W	34-39	Richmond-28/Grant,Polynice-12	Drexler-23/Brown,Bryant-11		17,317
74	4/7	92-107		-15	Utah	L	34-40	Richmond-27/Grant-9	Malone-35/Keefe-9		17,317
75	4/9	95-86		+9	Dallas	W	35-40	Grant-25/Polynice-10	McCloud-37/Jones-11		17,317
76	4/10	89-108		-19	@Seattle	L	35-41	Simmons-19/Polynice-5	Schrempf-20/Johnson-12		17,072
77	4/12	98-99		-1	@Vancouver	L	35-42	Marciulionis-22/Polynice-9	Reeves-20/Amaya-13		18,619
78	4/14	101-96		+5	LA Clippers	W	36-42	Richmond-30/Polynice-18	Vaught-18/Vaught-10		17,317
79	4/15	90-86		+4	@Denver	W	37-42	Polynice-25/Polynice-17	McDyess-19/L. Ellis-9		15,415
80	4/17	103-102		+1	Phoenix	W	38-42	Richmond-32/Owens-9	Manning-22/Bennett-8		17,317
81	4/20	92-104		-12	@Utah	L	38-43	Polynice-21/Smith-10	Malone-18/Foster-9		19,911
82	4/21	107-100		+7	Golden State	W	39-43	Richmond-20/Smith-13	Armstrong-24/Smith-10		17,317

* = OT

1996-97 SACRAMENTO KINGS



Front row — from left to right, Vice President, Basketball Operations Geoff Petrie, Michael Smith, Brian Grant, Billy Owens, Olden Polynice, Kevin Salvadori, Lionel Simmons, Corliss Williamson, Managing General Partner Jim Thomas. Back row — from left to right, Assistant V.P., Basketball Operations Wayne Cooper, Assistant Coach Mike Bratz, Head Coach Eddie Jordan, Mahmoud Abdul-Rauf, Tyus Edney, Mitch Richmond, Bobby Hurley, Jeff Grayer, Kevin Gamble, Trainer Pete Youngman, Assistant Coach Pete Carril, Director, Player Personnel Jerry Reynolds.

FINAL STATISTICS

PLAYER	G.	MIN.	FGM	FGA	PCT.	FTM	FTA	PCT.	OFF.	DEF.	TOT.	AST.	PF	DQ	STL.	TO	BLK.	PTS.	AVG.
Mitch Richmond	81	3125	717	1578	.454	457	531	.861	59	260	319	338	211	1	118	237	24	2095	25.9
Mahmoud Abdul-Rauf	75	2131	411	924	.445	115	136	.846	16	106	122	189	174	3	56	119	6	1031	13.7
Olden Polynice	82	2893	442	967	.457	141	251	.562	272	500	772	178	298	4	46	166	80	1025	12.5
Corliss Williamson	79	1992	371	745	.498	173	251	.689	139	187	326	124	263	4	60	157	49	915	11.6
Billy Owens	66	1995	299	640	.467	101	145	.697	134	258	392	187	187	4	62	133	25	724	11.0
Brian Grant	24	607	91	207	.440	70	90	.778	49	93	142	28	75	0	19	44	25	252	10.5
Tyus Edney	70	1376	150	391	.384	177	215	.823	34	79	113	226	98	0	60	112	2	485	6.9
Michael Smith	81	2526	202	375	.539	128	258	.496	257	512	769	191	251	3	82	130	60	532	6.6
Kevin Gamble	62	953	123	286	.430	7	10	.700	13	94	107	77	76	0	21	27	17	307	5.0
Jeff Grayer	25	316	38	83	.458	11	20	.550	21	17	38	25	42	0	8	15	7	91	3.6
Lionel Simmons	41	521	45	136	.331	42	48	.875	30	74	104	57	63	0	8	34	13	139	3.4
Bobby Hurley	49	632	46	125	.368	37	53	.698	9	29	38	146	53	0	27	55	3	143	2.9
Devin Gray*	3	25	3	11	.273	2	4	.500	3	6	9	2	3	0	3	0	0	8	2.7
Duane Causwell	46	581	48	94	.511	20	37	.541	57	70	127	20	131	5	15	34	38	118	2.6
Kevin Salvadori	23	154	12	33	.364	13	18	.722	6	19	25	10	17	0	2	12	13	37	1.6
Lloyd Daniels*	5	28	2	16	.125	0	0	–	1	3	4	1	4	0	1	3	0	6	1.2
Kings	82	19855	3000	6611	.454	1494	2067	.723	1100	2307	3407	1799	1946	24	588	1332	362	7908	96.4
Opponents	82	19855	3010	6521	.462	1723	2337	.737	1063	2341	3404	1777	1789	18	716	1257	429	8185	99.8

3-Pt. FG: Sacramento Kings 414-1058 (.391); Causwell 2-3 (.667); Gamble 54-112 (.482); Richmond 204-477 (.428); Abdul-Rauf 94-246 (.382); Grayer 4-11 (.364); Owens 25-72 (.347); Hurley 14-45 (.311); Simmons 7-30 (.233); Edney 8-42 (.190); Daniels 2-11 (.182); Polynice 0-6; Williamson 0-3. Opponents 442-1254 (.352).
* Did not finish season with team* Did not finish season with team

TEAM NOTES

- Kings closed out the 49th season in franchise history and the 12th in the Sacramento-era with a regular-season record of 34-48, finishing sixth in the Pacific Division and ninth overall in the Western Conference. The 34 victories were the fourth most in the Sacramento-era. With a 22-19 mark at ARCO Arena, the Kings posted a winning record at home for the third straight season.

- Guard Mitch Richmond earned Second-Team All-NBA honors after averaging 25.9 ppg, 3.9 rpg, 4.2 apg, and 1.46 spg. Richmond ranked fourth in the NBA in scoring while also ranking 34th in assists, 34th in steals, fifth in three-point percentage, 14th in free throw percentage, and 22nd in minutes.

- Eddie Jordan took over the head coaching reins from Garry St. Jean on 3/20/97. The Kings posted a 6-9 mark under Jordan, including a late playoff run in which the club registered a 5-3 mark in the final eight games of the season. St. Jean compiled a 159-236 (.402) record in five seasons as Kings head coach (1992-93 — 1996-97).

- Kings accepted a $70 million dollar loan from the City of Sacramento and a revised signage and promotional package from ARCO Products Company to remain in Sacramento on 2/18/97.

1996-97 GAME-BY-GAME

G	DATE	SCORE	W/L	+/-	OPPONENT	W/L	REC	KINGS HI. SCORER/REBOUNDER		OPP.
HI. SCORER/REBOUNDER					ATT					
1	11/1	85-96		-11	@Houston	L	0-1	Abdul-Rauf-17/Smith-10	Drexler-25/Olajuwon-13	16,285
2	11/2	107-94		+13	@Dallas	W	1-1	Richmond-24/Grant-15	Jackson-26/Miller-11	18,042
3	11/5	80-102		-22	Houston	L	1-2	Abul-Rauf-16/Polynice-11	Olajuwon-34/Barkley-12	17,317
4	11/7	87-91		-4	Atlanta	L	1-3	Richmond-29/Polynice-15	Laettner-23/Mutombo-20	17,317
5	11/9	103-102		+1	Portland	W	2-3	Richmond-29/3 players-7	Sabonis-21/Sabonis-13	17,317
6	11/11	94-110		-16	Seattle	L	2-4	Richmond-28/Smith-17	Kem-31/Kemp-9	17,317
7	11/13	74-105		-31	@Utah	L	2-5	Richmond-16/Causwell-8	Malone-22/Ostertag-13	19,283
8	11/15	103-99		+4	Milwaukee	W	3-5	Richmond-30/Polynice-12	Robinson-29/Gilliam-13	17,317
9	11/16	96-108		-12	@Seattle	L	3-6	Richmond-27/Owens-8	Kemp-25/Kemp-12	17,072
10	11/18	84-83		+1	@Vancouver	W	4-6	Owens-17/Polynice-11	Reeves-19/Rogers-9	14,672
11	11/19	90-92*		-2	@Portland	L	4-7	Abdul-Rauf-31/Polynice-12	Robinson-23/Sabns,Dudly-10	20,245
12	11/22	108-111**		-3	Miami	L	4-8	Richmond-32/Smith-9	Hardaway-22/Mourning-14	17,317
13	11/24	74-103		-29	@Cleveland	L	4-9	Richmond-23/Simmons-9	Brandon-21/Mills-9	13,786
14	11/26	98-87		+11	@Toronto	W	5-9	Abdul-Rauf-18/Owens-8	Stoudamire-27/Jones-16	15,037
15	11/28	83-101		-18	@Indiana	L	5-10	Richmond-18/Owens-7	Miller-19/D. Davis-12	14,732
16	11/30	101-115		-14	@New York	L	5-11	Richmond-25/Polynice-8	Ewing-29/Ewing-14	19,763
17	12/1	66-95		-29	@Detroit	L	5-12	Williamson-15/Smith-9	Hill-23/Hill-14	14,063
18	12/3	96-89		+7	@Minnesota	W	6-12	Richmond-29/Owens-11	Gugliotta-22/Gugliotta-13	11,191
19	12/6	95-101		-6	Phoenix	L	6-13	Richmond-22/Owens-16	Manning-19/Williams-10	17,317
20	12/8	91-84		+7	Orlando	W	7-13	Richmond-22/Smith-13	Armstrong-17/Grant-9	17,317
21	12/10	90-92		-2	LA Lakers	L	7-14	Polynice-18/Polynice-12	O'Neal-27/O'Neal-13	17,317
22	12/12	93-86		+7	Dallas	W	8-14	Richmond-24/Smith-12	Gatling-21/Gatling-9	17,317
23	12/14	94-106		-12	@LA Clippers	L	8-15	Richmond-33/Polynice-10	Dehere-16/Vaught-18	7269
24	12/16	89-97		-8	Washington	L	8-16	Richmond-28/Smith-15	Webber-24/Webber-14	17,317
25	12/18	79-95		-16	@Denver	L	8-17	Richmond-32/Polynice-18	Johnson-18/Johnson-23	7682
26	12/19	112-105		+7	Minnesota	W	9-17	Richmond-31/Polynice-12	Gugliotta-33/Gugliotta-12	17,317
27	12/21	101-99*		+2	Portland	W	10-17	Richmond-37/Smith-13	Wallace-38/Sabonis-11	17,317
28	12/23	100-88		+12	LA Clippers	W	11-17	Richmond-23/Polynice-14	Rogers-20/Vaught-10	17,317
29	12/26	111-88		+23	Vancouver	W	12-17	Richmond,Polynice-18/Smith-12	Abdur-Rahim-20/Abdur-Rhm-9	17,317
30	12/28	126-96		+30	Boston	W	13-17	Richmond-27/Smith-10	Day-24/Walker-9	17,317
31	12/30	88-100		-12	@Phoenix	L	13-18	Richmond-40/Owens-12	Johnson-28/Williams-9	19,023
32	1/2	83-90		-7	LA Lakers	L	13-19	Richmond-32/Polynice-15	O'Neal-25/O'Neal-16	17,317
33	1/3	93-100		-7	@LA Lakers	L	13-20	Richmond-33/Polynice-9	Campbell-22/Campbell-15	17,505
34	1/5	107-106		+1	Philadelphia	W	14-20	Abdul-Rauf-25/Smith-12	Coleman-35/Coleman-16	17,317
35	1/7	96-109		-13	Denver	L	14-21	Richmond-19/Polynice-13	L. Ellis-33/Johnson-16	17,317
36	1/11	109-101		+8	@Vancouver	W	15-21	Richmond-32/Smith-11	Abdur-Rahim-37/Reeves-10	16,092
37	1/12	93-97		-4	Charlotte	L	15-22	Abdul-Rauf-22/Smith-14	Rice-26/Divac-15	17,317
38	1/14	105-98*		+7	Indiana	W	16-22	Richmond-37/Owens-11	A. Davis-30/A. Davis-11	17,317
39	1/16	80-89		-9	@Houston	L	16-23	Richmond-23/Polynice-16	Olajuwon-26/Barkley-10	16,285
40	1/17	76-96		-20	@San Antonio	L	16-24	Williamson-16/Smith,Causwell-12	Elliot-19/Perdue-11	13,938
41	1/22	97-92		+5	Detroit	W	17-24	Richmond-38/Smith-12	Hill-33/Thorpe-13	17,317
42	1/24	107-92		+15	@Philadelphia	W	18-24	Richmond-33/Polynice-14	Stackhouse-29/Weatherspn-11	13,428
43	1/25	105-113		-8	@Washington	L	18-25	Richmond-38/Smith-11	Webber-27/Howard-13	18,756
44	1/28	91-88		3	@Minnesota	W	19-25	Richmond-28/Smith-14	Gugliotta-25/Gugliotta-8	14,119
45	1/30	93-111		-18	Chicago	L	19-26	Richmond-28/Smith-11	Jordan-32/Longley-11	17,317
46	2/1	113-107		+6	@Denver	W	20-26	Richmond-35/Richmond-13	L. Ellis-27/L. Ellis-7	10,821
47	2/3	85-79		+6	@San Antonio	W	21-26	Richmond-26/Polynice-17	Maxwell-15/Anderson-12	12,764
48	2/4	96-104		-8	@Dallas	L	21-27	Richmond-31/Polynice-8	Cassell-20/McCloud-9	12,338
49	2/6	100-115		-15	@Charlotte	L	21-28	Richmond-37/Smith-11	Mason-22/Divac-10	24,042
50	2/11	98-120		-22	Utah	L	21-29	Richmond-34/Polynice-11	Malone-30/Malone-8	17,317
51	2/13	105-98		+7	LA Clippers	W	22-29	Richmond-41/Polynice-15	Sealy-20/Outlaw,Vaught-8	17,317
52	2/16	105-85		+20	Golden State	W	23-29	Polynice-23/Smith-16	Sprewell-20/Smith-9	17,317
53	2/18	95-84		+11	Minnesota	W	24-29	Richmond-20/Polynice-21	Gugliotta-28/Gugliotta-18	17,317
54	2/20	87-109		-22	New York	L	24-30	Richmond-25/Smith-9	Ewing-24/Oakley-12	17,317
55	2/25	90-97		-7	@New Jersey	L	24-31	Richmond-32/Smith-17	Gill-28/McDaniel-13	13,010
56	2/26	111-105		+6	@Boston	W	25-31	Richmond-38/Polynice-14	Fox-25/Walker-9	15,651
57	2/28	108-126		-18	@Chicago	L	25-32	Abdul-Rauf-26/Polynice-11	Jordan-35/Rodman-11	23,836
58	3/1	103-92		+11	@Milwaukee	W	26-32	Owens-31/Owens-17	Baker-20/Baker-15	16,987
59	3/3	108-95		+13	New Jersey	W	27-32	Abdul-Rauf-22/Smith-12	Cassell-24/Jackson-11	17,317
60	3/5	105-100		+5	Denver	W	28-32	Richmond-34/Owens-13	Stith-21/Johnson-18	17,317
61	3/7	87-104		-17	@Phoenix	L	28-33	Richmond-32/Polynice-14	Johnson-21/Williams-10	19,023
62	3/9	98-102		-4	@Golden State	L	28-34	Abdul-Rauf-24/Polynice-8	Sprewell-20/Smith-8	16,242
63	3/11	85-88		-3	Cleveland	L	28-35	Richmond-29/Smith-15	Mills-21/Hill-13	17,317
64	3/13	96-103		-7	Toronto	L	28-36	Richmond-26/Polynice,Smith-8	Stoudamire-31/Camby,Wilms-6	17,317
65	3/16	88-89		-1	Dallas	L	28-37	Richmond-26/Polynice-13	Strickland-21/Bradley-11	17,317
66	3/18	87-92		-5	@Portland	L	28-38	Richmond-29/Polynice-8	Anderson-22/Sabonis-9	21,029
67	3/19	98-108		-10	@LA Clippers	L	28-39	Richmond-29/Smith-13	Sealy-27/Vaught-12	6227
68	3/21	114-110*		+4	San Antonio	W	29-39	Richmond-28/Polynice,Smith-13	Wilkins-31/Perdue,Feick-7	17,317
69	3/22	99-113		-14	@Seattle	L	29-40	Richmond-25/Smith-11	Hawkins-22/Hawkins-8	17,072
70	3/25	103-114		-11	@Orlando	L	29-41	Richmond-34/Smith-12	Hardaway-30/Seikaly-14	17,248
71	3/26	88-101		-13	@Miami	L	29-42	Richmond-32/Smith-7	Mourning,Hardwy-26/Austin-9	14,973
72	3/29	74-88		-14	@Atlanta	L	29-43	Owens-15/Smith-12	Laettner-24/Mutombo-15	14,942
73	4/2	87-118		-31	@Utah	L	29-44	Richmond-18/Williamson-7	Malone-23/Ostertag-11	19,911
74	4/4	94-108		-14	Houston	L	29-45	Richmond-23/Grant-9	Olajuwon-25/Barkley-12	17,317
75	4/6	113-101		+12	Seattle	W	30-45	Richmond-27/Smith-12	Payton-19/Kemp,Schrempf-8	17,317
76	4/8	109-93		+16	Vancouver	W	31-45	Richmond-26/Smith-10	Reeves-28/Reeves-13	17,317
77	4/10	99-101		-2	Phoenix	L	31-46	Richmond-23/Polynice-12	Tisdale-19/Williams-13	17,317
78	4/11	97-87		+10	Golden State	W	32-46	Richmond-24/Williamson-13	Sprewell-24/Fuller-13	17,317
79	4/14	120-106		+14	San Antonio	W	33-46	Richmond-33/Grant-12	Del Negro-29/Perdue-18	17,317
80	4/17	99-108		-9	@LA Lakers	L	33-47	Richmond-23/Polynice-11	O'Neal-42/O'Neal-12	17,505
81	4/19	122-120*		+2	@Golden State	W	34-47	Abdul-Rauf-28/Smith-11	Marshall-24/Fuller-10	18,388
82	4/20	109-113		-4	Utah	L	34-48	Abdul-Rauf-34/Polynice-9	Malone-18/Malone-6	17,317

* = OT

1997-98 SACRAMENTO KINGS

Front row — from left to right, Corliss Williamson, Lawrence Funderburke, Olden Polynice, Michael Stewart, Otis Thorpe, Mark Hendrickson, Billy Owens. Back row — from left to right, Assistant Coach Ralph Lewis, Head Coach Eddie Jordan, Assistant Coach Pete Carril, Assistant Coach Mike Bratz, Mitch Richmond, Terry Dehere, Mahmoud Abdul-Rauf, Anthony Johnson, Chris Robinson, Tariq Abdul-Wahad, Trainer Pete Youngman, Assistant Trainer Chuck Tache, Equipment Manager Robert Pimental, Strength and Conditioning Coach Al Biancani.

FINAL STATISTICS

PLAYER	G.	MIN.	FGM	FGA	PCT.	FTM	FTA	PCT.	OFF.	DEF.	TOT.	AST.	PF	DQ	STL.	TO	BLK.	PTS.	AVG.
Mitch Richmond	70	2569	543	1220	.445	407	471	.864	50	179	229	279	154	0	88	181	15	1623	23.2
Corliss Williamson	79	2819	561	1134	.495	279	443	.630	162	284	446	230	252	4	76	199	48	1401	17.7
Billy Owens	78	2348	338	728	.464	116	197	.589	170	412	582	219	231	5	93	153	38	818	10.5
Otis Thorpe (TOT)	74	2197	294	624	.471	164	240	.683	151	386	537	222	238	4	48	152	30	752	10.2
Otis Thorpe (SAC)	27	623	89	194	.459	46	70	.657	51	115	166	61	80	1	18	37	7	224	8.3
L. Funderburke	52	1094	191	390	.490	110	162	.679	80	154	234	63	56	0	19	62	15	493	9.5
Olden Polynice	70	1458	249	542	.459	52	115	.452	173	266	439	107	158	0	37	98	45	550	7.9
Anthony Johnson	77	2266	226	609	.371	80	110	.727	51	120	171	329	188	1	64	120	6	574	7.5
M. Abdul-Rauf	31	530	103	273	.377	16	16	1.000	6	31	37	58	31	0	16	19	1	227	7.3
Tariq Abdul-Wahad	59	959	144	357	.403	84	125	.672	44	72	116	51	81	0	35	65	13	376	6.4
Terry Dehere	77	1410	180	451	.399	79	99	.798	21	85	106	196	150	0	52	96	4	489	6.4
Michael Stewart	81	1761	155	323	.480	65	142	.458	197	339	536	61	251	6	29	85	195	375	4.6
C. Robinson (TOT)	35	414	65	174	.374	8	16	.500	9	37	46	39	50	0	19	33	4	162	4.6
C. Robinson (SAC)	19	271	42	111	.378	7	14	.500	9	24	33	29	29	0	12	18	3	108	5.7
Michael Smith*	18	347	26	61	.426	17	30	.567	35	65	100	29	35	0	15	15	9	69	3.8
Bobby Hurley*	34	417	47	115	.409	30	37	.811	7	29	36	80	36	0	13	42	0	128	3.8
Mark Hendrickson	48	737	58	149	.389	47	57	.825	33	110	143	41	60	0	26	31	9	163	3.4
Derek Grimm*	9	34	4	14	.286	2	2	1.000	0	4	4	0	6	0	3	3	1	14	1.6
Kevin Salvadori*	16	87	1	13	.077	3	6	.500	5	15	20	3	12	0	0	5	11	5	0.3
Kings	82	19730	2957	6684	.442	1440	2096	.687	1094	2304	3398	1836	1810	17	596	1271	420	7637	93.1
Opponents	82	19730	3095	6776	.457	1560	2102	.742	1157	2533	3690	1824	1775	12	694	1256	466	8095	98.7

3-Pt. FG: Sacramento Kings 283-806 (.351); Robinson 17-42 (.405); Richmond 130-334 (.389); Dehere 50-132 (.379); Owens 26-70 (.371); Grimm 4-12 (.333); Johnson 42-128 (.328); Hurley 4-15 (.267); Abdul-Wahad 4-19 (.211); Abdul-Rauf 5-31 (.161); Funderburke 1-7 (.143); Williamson 0-9; Hendrickson 0-5; Thorpe 0-5; Polynice 0-1. Opponents 345-968 (.356).
* Did not finish season with team

TEAM NOTES

- Kings closed out the 50th season in franchise history and the 13th in the Sacramento-era with a regular-season record of 27-55, finishing fifth in the Pacific Division and ninth overall in the Western Conference. With a 21-20 mark at ARCO Arena, the Kings posted a winning record at home for the fourth straight season.
- Guard Mitch Richmond earned Third-Team All-NBA honors after averaging 23.2 ppg, 3.3 rpg, 4.0 apg, and 1.26 spg. Richmond ranked fourth in the NBA in scoring while also ranking 35th in assists, 28th in three-point percentage, 10th in free throw percentage, 40th in steals, and 30th in minutes.
- The Maloof family of Albuquerque, New Mexico acquired a minority limited partnership in the team and ARCO Arena on 1/14/98.

1997-98 GAME-BY-GAME

G	DATE	SCORE	W/L	+/-	OPPONENT	W/L	REC	KINGS HI. SCORER/REBOUNDER		OPP.
HI. SCORER/REBOUNDER					ATT					
1	11/1	96-97		-1	@Vancouver	L	0-1	Richmond-24/Smith-12	Abdur-Rahim-19/Thorpe-13	15,460
2	11/2	77-93		-16	Houston	L	0-2	Richmond-21/Smith-13	Olajuwon-18/Barkley-14	17,317
3	11/4	98-101		-3	LA Lakers	L	0-3	Richmond-24/Polynice-12	Jones-35/Blount-7	17,317
4	11/7	85-98		-13	LA Clippers	L	0-4	Richmond-25/Owens-8	Barry-17/Rogers-10	15,858
5	11/9	86-78		+8	New York	W	1-4	Richmond-23/Stewart,Willmsn-10	Ewing-21/Oakley-10	15,046
6	11/11	82-101		-19	@Miami	L	1-5	Richmond-17/Owens-7	Austin-24/Brown-18	14,603
7	11/12	115-89		+26	@Orlando	W	2-5	Richmond-25/Polynice-10	Strong-17/Strong-15	16,614
8	11/14	103-104		-1	@Atlanta	L	2-6	Richmond-23/3 players-8	Laettner-18/Laettner-12	21,529
9	11/15	87-114		-27	@New York	L	2-7	Richmond-18/Owens-5	Starks-19/Oakley,Dudley-10	19,763
10	11/18	102-95		+7	Dallas	W	3-7	Williamson-20/Polynice-13	Scott,Green-20/Green-13	12,665
11	11/20	97-95		+2	Utah	W	4-7	Richmond-22/Owens,Willimsn-9	Malone-32/Malone-9	14,648
12	11/23	88-103		-15	Chicago	L	4-8	Richmond-23/Stewart-10	Jordan-33/Rodman-14	17,317
13	11/25	97-93		+4	Denver	W	5-8	Williamson-24/Williamson-10	Newman-19/Garrett-21	12,950
14	11/26	97-99		-2	@LA Clippers	L	5-9	Richmond-31/Owens-18	Rogers-20/Rogers-12	8467
15	11/28	96-113		-17	@Seattle	L	5-10	Richmond-21/Funderburke-10	Baker-21/Baker-10	17,072
16	11/30	73-87		-14	New Jersey	L	5-11	Richmond-16/Owens-16	Gill-26/Williams-13	12,897
17	12/2	102-121		-19	@Charlotte	L	5-12	Richmond-25/Owens-11	Rice-30/Divac-8	21,166
18	12/4	96-118		-22	@Washington	L	5-13	Richmond-26/Stewart-8	Webber-26/Webber-14	18,230
19	12/5	90-101		-11	@Minnesota	L	5-14	Richmond-29/Polynice-11	Marbury-22/Garnett-12	16,151
20	12/7	99-84		+15	Golden State	W	6-14	Richmond,Wilmsn-24/Polynice-13	Smith-24/Marshall-10	12,226
21	12/9	113-101		+12	Utah	W	7-14	Williamson-27/Polynice-10	Malone-34/Malone-10	13,624
22	12/13	91-95*		-4	@Golden State	L	7-15	Richmond-30/Polynice-14	Smith-25/Marshall-12	10,087
23	12/14	89-93		-4	Atlanta	L	7-16	Williamson-20/Polynice-12	Blaylock-26/Mutombo-13	13,380
24	12/16	94-87		+7	Portland	W	8-16	Williamson-26/Stewart-15	Sabonis-23/Sabonis-8	13,039
25	12/19	98-116		-18	@Houston	L	8-17	Richmond-24/Stewart,Polynice-8	Willis-28/Barkley-16	16,285
26	12/20	89-88		+1	@Dallas	W	9-17	Williamson-27/Williamson-10	Scott-21/Green-10	12,888
27	12/22	89-79		+10	Minnesota	W	10-17	Richmond-27/Stewart-13	Gugliotta-19/Gugliotta-17	14,612
28	12/23	82-93		-11	@Portland	L	10-18	Richmond-30/Polynice-10	Sabonis-19/Sabonis,Grant-12	19,131
29	12/26	95-111		-16	Seattle	L	10-19	Richmond-25/Stewart-11	Baker-25/Baker-16	16,161
30	12/28	92-90		+2	Philadelphia	W	11-19	Richmond-29/Williamson-16	Iverson-17/Coleman-10	14,597
31	12/30	80-93		-13	@LA Lakers	L	11-20	Abdul-Wahad-19/Polynice-13	Campbell-23/Campbell-9	16,283
32	1/2	94-80		+14	Vancouver	W	12-20	Richmond-23/Polynice-12	Abdur-Rahim-30/Reeves-13	13,925
33	1/4	106-90		+16	Charlotte	W	13-20	Richmond-23/Stewart-10	Wesley-17/Mason-11	13,275
34	1/6	105-89		+16	LA Clippers	W	14-20	Williamson-24/Stewart-14	Rogers-18/Vrankovic-11	13,136
35	1/8	103-92		+11	@Dallas	W	15-20	Polynice-26/Polynice-16	Scott-23/Finley-10	9514
36	1/10	67-109		-42	@San Antonio	L	15-21	Williamson-17/Owens-11	Duncan-28/Duncan-16	17,720
37	1/12	96-90		+6	Phoenix	W	16-21	Richmond-35/Stewart-19	Robinson-23/McDyess-16	14,458
38	1/14	108-96		+12	Orlando	W	17-21	Richmond-23/Polynice-12	Seikaly-24/Outlaw-12	14,013
39	1/16	92-117		-25	@Indiana	L	17-22	Richmond-24/Polynice,Stewart-8	Rose-23/D. Davis-7	15,129
40	1/19	85-98		-13	@Philadelphia	L	17-23	Richmond-22/Polynice-11	Iverson-24/Iverson-10	18,092
41	1/21	98-99		-1	@Toronto	L	17-24	Richmond-27/Owens-12	Stoudamire-36/Camby-18	14,212
42	1/22	96-112		-16	@Cleveland	L	17-25	Richmond-31/Stewart-7	Kemp-29/Ilgauskas-13	13,092
43	1/24	97-101		-4	@Milwaukee	L	17-26	Richmond-32/Williamson-8	Robinson-26/Johnson-18	16,904
44	1/26	111-92		+19	Seattle	W	18-26	Richmond-24/Owens,Stewart-9	Baker-20/Schrempf-9	14,295
45	1/30	123-97		+26	Toronto	W	19-26	Richmond-27/Polynice-9	Wallace-18/Camby,Rogers-6	14,170
46	2/1	97-103		-6	San Antonio	L	19-27	Richmond-31/Owens-11	Robinson-33/Robinson-18	17,053
47	2/3	93-115		-22	Indiana	L	19-28	Richmond-24/Owens,Willmsn-9	Smits-18/D. Davis-9	15,095
48	2/4	101-99		+2	@Denver	W	20-28	Richmond-32/Owens-13	Ellis-23/Ellis-13	7904
49	2/10	86-88		-2	@Phoenix	L	20-29	Williamson-26/Owens-11	Kidd-21/McDyess-14	19,023
50	2/12	87-84		+3	Denver	W	21-29	Richmond-27/Owens-12	Goldwire-16/Ellis-14	13,616
51	2/13	109-92		+17	@Golden State	W	22-29	Richmond-35/Owens,Smith-9	Marshall-19/Dampier-11	10,594
52	2/15	88-86		+2	Washington	W	23-29	Richmond-29/Owens-12	Murray-29/Davis-11	17,317
53	2/17	102-99		+3	Boston	W	24-29	Richmond-23/Stewart-8	McCarty-20/Walker-17	13,721
54	2/20	77-91		-14	Miami	L	24-30	Richmond-22/Owens-6	Mourning-26/Mourning-15	17,317
55	2/22	95-113		-18	@Minnesota	L	24-31	Richmond-32/Owens-9	Mitchell-17/Garnett-11	17,977
56	2/23	85-111		-26	@Detroit	L	24-32	Dehere,Richmond-14/Polynice-9	Hill-28/Hill-13	16,228
57	2/25	94-111		-17	@Boston	L	24-33	Owens-20/Owens-11	Walker-25/Walker-10	18,624
58	2/26	99-102		-3	@New Jersey	L	24-34	Williamson-30/Thorpe-10	Cassell-25/Williams-16	14,118
59	2/28	94-109		-15	@Chicago	L	24-35	Richmond-34/Thorpe,Hndrcksn-6	Pippen-29/Rodman-18	23,914
60	3/2	95-116		-21	San Antonio	L	24-36	Richmond-21/Owens,Thorpe-6	Duncan-29/Duncan-17	14,108
61	3/4	109-89		+20	Detroit	W	25-36	Williamson-40/Funderburke-11	Hill-22/Williams-10	14,772
62	3/6	98-96		+2	@Vancouver	W	26-36	Richmond-32/Owens-15	Abdur-Rahim-30/Abdr-Rhm-10	14,605
63	3/9	88-93		-5	Golden State	L	26-37	Williamson-27/Williamson-11	Dampier-22/Mrshl,Wthrspn-13	14,944
64	3/11	95-110		-15	@Utah	L	26-38	Williamson,Richmond-21/Stwrt-5	Malone-25/Malone-9	19,911
65	3/12	86-97		-11	@San Antonio	L	26-39	Richmond-22/3 players-7	Robinson-29/Robinson-11	14,679
66	3/14	86-89		-3	@Houston	L	26-40	Richmond-18/Stewart-10	Olajuwon-23/Barkley,Oljwn-11	16,285
67	3/17	80-107		-27	@Phoenix	L	26-41	Richmond-19/Owens-6	McDyess-19/McDyess-7	19,203
68	3/19	85-90		-5	Cleveland	L	26-42	Williamson-21/Owens-9	Kemp-19/Kemp-14	13,722
69	3/22	93-96		-3	LA Lakers	L	26-43	Williamson-24/Owens-10	O'Neal-33/Horry-14	17,317
70	3/23	83-109		-26	@Seattle	L	26-44	Abdul-Wahad-18/Polynice-7	Payton-24/Schrempf-10	17,072
71	3/25	91-114		-23	@LA Lakers	L	26-45	Williamson-19/Stewart-7	O'Neal-25/O'Neal-14	16,634
72	3/27	73-90		-17	Portland	L	26-46	Williamson-16/Stwrt,Abdl-Wah-6	Rider-24/Grant-14	15,675
73	3/29	96-104		-8	Minnesota	L	26-47	Williamson-35/Stewart,Wilmsn-9	Garnett-32/Garnett-14	16,465
74	4/3	86-87		-1	Milwaukee	L	26-48	Richmond-23/Thorpe-18	Honeycutt-20/Gilliam-9	13,287
75	4/5	105-99		+6	Dallas	W	27-48	Thorpe,Robinson-22/Thorpe-15	Finley-23/Muursepp-14	14,861
76	4/7	97-103		-6	Phoenix	L	27-49	Williamson-27/Stewart-9	Robinson-33/Robinson-10	13,950
77	4/9	103-128		-25	@Denver	L	27-50	Williamson-19/Thorpe-8	Newman-35/Ellis-15	10,959
78	4/10	85-97		-12	Houston	L	27-51	Williamson-20/Stewart-9	Olajuwon-24/Olajuwon-12	15,968
79	4/14	66-92		-26	@Portland	L	27-52	Williamson-12/Stewart-7	Williams-19/Sabonis-9	20,269
80	4/16	86-99		-13	@Utah	L	27-53	Abdul-Wahad,Wlmsn-14/Owns-10	Malone-21/Malone-8	19,911
81	4/18	77-83		-6	@LA Clippers	L	27-54	Williamson-27/Stewart,Wilmsn-9	Robsinon-20/Austin-15	14,257
82	4/19	108-112*		-4	Vancouver	L	27-55	Abdul-Wahad-31/Plynce,Fndrke-8	Massenburg-34/Massnbrg-12	15,329

* = OT

1998-99 SACRAMENTO KINGS



Front row — from left to right, Oliver Miller, Jerome James, Corliss Williamson, Vlade Divac, Chris Webber, Peja Stojakovic, Lawrence Funderburke, Scot Pollard. Back row — from left to right, Head Coach Rick Adelman, Assistant Coach Byron Scott, Assistant Coach John Wetzel, Jon Barry, Michael Hawkins, Jason Williams, Vernon Maxwell, Tariq Abdul-Wahad, Trainer Pete Youngman, Owner Jim Thomas, Assistant Coach Pete Carril.

FINAL STATISTICS

PLAYER	G.	MIN.	FGM	FGA	PCT.	FTM	FTA	PCT.	OFF.	DEF.	TOT.	AST.	PF	DQ	STL.	TO	BLK.	PTS.	AVG.
Chris Webber	42	1719	378	778	.486	79	174	.454	149	396	545	173	145	1	60	148	89	839	20.0
Vlade Divac	50	1761	262	557	.470	179	255	.702	140	361	501	215	166	2	44	131	51	714	14.3
Corliss Williamson	50	1374	269	555	.485	120	188	.638	85	121	206	66	118	1	30	75	8	659	13.2
Jason Williams	50	1805	231	617	.374	79	105	.752	14	139	153	299	91	0	95	143	1	641	12.8
Vernon Maxwell	46	1007	164	421	.390	84	114	.737	13	72	85	76	111	1	30	67	3	492	10.7
T. Abdul-Wahad	49	1205	177	407	.435	94	136	.691	72	114	186	50	121	0	50	70	15	454	9.3
L. Funderburke	47	936	167	299	.559	85	120	.708	101	121	222	30	77	0	22	52	23	420	8.9
Predrag Stojakovic	48	1025	141	373	.378	63	74	.851	43	100	143	72	43	0	41	53	7	402	8.4
Scot Pollard (Tot)	16	259	33	61	.541	16	23	.696	38	44	82	4	41	0	8	5	18	82	5.1
Scot Pollard (Sac)	16	259	33	61	.541	16	23	.696	38	44	82	4	41	0	8	5	18	82	5.1
Jon Barry	43	736	59	138	.428	71	84	.845	25	71	96	112	61	1	53	47	5	213	5.0
Oliver Miller	4	35	5	11	.455	0	0	—	7	1	8	0	3	0	0	4	2	10	2.5
Terry Dehere*	4	20	4	11	.364	0	0	—	2	0	2	1	2	0	2	2	0	9	2.3
Kevin Ollie*	7	68	4	13	.308	4	5	.800	0	6	6	3	8	0	3	3	1	12	1.7
Michael Hawkins	24	203	14	40	.350	3	3	1.000	10	15	25	27	14	0	3	13	1	36	1.5
Jerome James	16	42	9	24	.375	6	12	.500	6	11	17	1	11	0	2	9	6	24	1.5
Peter Aluma*	2	5	1	2	.500	0	0	—	1	1	2	0	4	0	1	2	1	2	1.0
Kings	50	12200	1918	4307	.445	883	1293	.683	706	1573	2279	1129	1016	6	444	842	232	5009	100.2
Opponents	50	12200	2009	4500	.446	793	1113	.712	750	1598	2348	1165	1102	8	490	790	221	5030	100.6

3-Pt. FG: Sacramento Kings 290-943 (.308); Maxwell 80-231 (.346); Stojakovic 57-178 (.320); Williams 100-323 (.310); Barry 24-79 (.304); Abdul-Wahad 6-21 (.286); Hawkins 5-19 (.263); Divac 11-43 (.256); Dehere 1-5 (.200); Funderburke 1-5 (.200); Williamson 1-5 (.200); Webber 4-34 (.118). Opponents 219-652 (.336).

* Did not finish season with team

1998-99 PLAYOFFS

Third Place Tie in Pacific Division
First Round (2-3)

May 8	Sacramento 87	@	Utah	117
May 10	Sacramento 101	@	Utah	90
May 12	Sacramento 84	vs.	Utah	81 OT
May 14	Sacramento 89	vs.	Utah	90
May 16	Sacramento 92	@	Utah	99 OT

TEAM NOTES

- Rick Adelman was named head coach prior to the 1998-99 campaign (9/17/98) after Eddie Jordan was relieved of his head coaching duties on August 18, 1998. Jordan posted a 33-64 record (.340) as head coach of the Kings.
- The Maloof Family announced their controlling interest purchase of the Kings and ARCO Arena on January 15, 1999. The official ownership transaction took effect on July 1, 1999, after the NBA Board of Governors approved the sale on May 7, 1999.

1998-99 GAME-BY-GAME

G	DATE	SCORE	W/L	+/-	OPPONENT	W/L	REC	KINGS HI. SCORER/REBOUNDER		OPP.
HI. SCORER/REBOUNDER					ATT					
1	2/5	83-101		-18	@San Antonio	L	0-1	Williams-21/Webber-12	Duncan-19/Duncan-17	19,002
2	2/7	109-87		+22	Vancouver	W	1-1	Webber-25/Divac-16	Reeves-14/Reeves-9	17,317
3	2/9	112-95		+17	@Phoenix	W	2-1	Webber-28/Webber-20	Gugliotta-26/4 players-8	18,217
4	2/10	82-92		-10	@Houston	L	2-2	Webber-21/Webber-19	Olajuwon-19/Olajuwon-13	16,285
5	2/15	112-120*		-8	@Utah	L	2-3	Webber-26/Webber-11	Malone-26/Malone,Russell-9	19,911
6	2/16	101-98		+3	Boston	W	3-3	Webber,Williamson-22/Webr-15	Mercer-24/Walker-12	16,576
7	2/17	109-106*		+3	@Seattle	W	4-3	Webber-23/Webber,Divac-14	Payton-34/Polynice-15	17,072
8	2/19	106-95		+11	Charlotte	W	5-3	Williams-25/Divac-14	Reid,Wesley-21/Coleman-10	17,317
9	2/21	90-102		-12	@Minnesota	L	5-4	Webber-20/Funderburke-12	Smith-30/Garnett-19	16,848
10	2/22	96-107		-11	@Orlando	L	5-5	Webber-22/Webber-13	Anderson-30/Grant-14	16,542
11	2/24	81-94		-13	@Philadelphia	L	5-6	Webber-21/Webber-11	Iverson-36/Lynch-14	14,437
12	2/25	115-105		+10	@Washington	W	6-6	Divac-22/Divac-17	Howard,Jackson-17/Howard-8	16,813
13	2/27	90-97		-7	@Dallas	L	6-7	Divac-20/Webber-14	Trent-29/Trent-16	15,009
14	3/1	102-105		-3	Seattle	L	6-8	Webber-20/Webber-14	Baker-31/Polynice,Payton-10	16,786
15	3/2	111-101		+10	@Vancouver	W	7-8	Webber-36/Webber-17	Abdur-Rahim-29/Abdr-Rhm-12	13,252
16	3/3	93-97*		-4	Portland	L	7-9	Webber-20/Webber-14	Grant-20/Grant-18	15,160
17	3/6	111-99		+12	@Phoenix	W	8-9	Williams-24/Webber-14	Kidd-21/Kidd-9	19,023
18	3/7	94-89		+5	Dallas	W	9-9	Webber-18/Webber-13	Trent,Finley-18/Trent-14	14,715
19	3/9	98-103		-5	@Portland	L	9-10	Funderburke-18/Divac-16	Rider-21/Grant-11	18,147
20	3/11	92-106		-14	@LA Clippers	L	9-11	Divac-19/Webber-9	Martin-18/Wright-25	7884
21	3/12	95-101		-6	Minnesota	L	9-12	Williams-17/Webber-10	Garnett-26/Garnett-17	17,317
22	3/14	105-101		+4	LA Lakers	W	10-12	Williams-21/Webber-11	O'Neal-33/O'Neal-11	17,317
23	3/15	111-105		+6	@Golden State	W	11-12	Webber-20/Divac-8	Coles-23/Marshall-14	15,084
24	3/16	109-121		-12	San Antonio	L	11-13	Divac-18/Webber-14	Duncan-29/Duncan-12	14,570
25	3/18	78-88		-10	Portland	L	11-14	Webber-16/Webber-20	Wallace-25/Wallace-13	14,397
26	3/20	90-104		-14	@Dallas	L	11-15	Abdul-Wahad-16/Webber-16	3 players-22/Trent-11	16,161
27	3/22	100-110		-10	@Houston	L	11-16	Webber-29/Webber-11	Olajuwon-32/Barkley-16	16,285
28	3/24	92-91		+1	New York	W	12-16	Maxwell-19/Webber-9	Ewing-23/Ewing-14	17,023
29	3/26	111-109		+2	@LA Lakers	W	13-16	Webber-29/Webber,Divac-10	Bryant-26/Rodman-9	17,505
30	3/28	93-107		-14	Houston	L	13-17	Williams-21/Funderburke-15	Olajuwon-24/Barkley-11	17,317
31	3/30	104-101*		+3	Utah	W	14-17	Maxwell-33/Pollard-11	Malone-20/Russell,Keefe-9	17,317
32	3/31	86-100		-14	@Portland	L	14-18	Divac-20/Divac-12	Stoudamire-21/Grant-9	18,468
33	4/3	96-105		-9	@Minnesota	L	14-19	Divac-19/Webber-10	Garnett-24/Garnett-10	17,011
34	4/6	112-106*		+6	@Seattle	W	15-19	Williams-21/Divac-14	Payton-21/Schrempf,Polyce-10	17,072
35	4/7	89-104		-15	LA Lakers	L	15-20	Williamson-22/Webber-16	O'Neal-30/O'Neal-18	17,317
36	4/10	110-104		+6	Denver	W	16-20	Webber-23/Divac-15	Van Exel-29/Fortson-17	17,317
37	4/11	91-88		+3	@Vancouver	W	17-20	Webber-24/Webber-10	Abdur-Rahim-23/Smith-14	17,167
38	4/13	100-105*		-5	Utah	L	17-21	Williamson-22/Webber-16	Malone-30/Malone-10	17,317
39	4/15	98-99*		-1	Seattle	L	17-22	Webber-26/Webber-21	Schrempf-19/Polynice-16	17,317
40	4/17	119-97		+22	Denver	W	18-22	Williamson-29/Divac-14	McDyess-29/Fortson-16	16,285
41	4/19	102-98		+4	@LA Clippers	W	19-22	Williamson-23/Abdul-Wahad-9	Taylor-24/Olowokandi-10	10,878
42	4/21	103-94		+9	Golden State	W	20-22	Webber-25/Webber-16	Mills-19/Marshall-12	17,087
43	4/23	105-97		+8	Minnesota	W	21-22	Williams-27/Webber-19	Garnett-29/Garnett,Garrett-9	17,317
44	4/24	105-102		+3	Dallas	W	22-22	Divac-28/Divac-9	Trent-32/Trent-14	17,317
45	4/26	89-114		-25	@Golden State	L	22-23	Stojakovic,Fundrbke-17/Divac-10	Starks-25/Jamison-11	16,111
46	4/27	104-100*		+4	San Antonio	W	23-23	Divac-27/Divac-15	Duncan-32/Duncan-19	16,776
47	4/29	103-81		+22	LA Clippers	W	24-23	Abdul-Wahad-19/Divac,Pollard-11	Hudson-20/3 players-7	16,938
48	5/2	111-100		+11	Phoenix	W	25-23	Williams-24/Webber-13	Gugliotta-21/Longley,Kidd-9	17,317
49	5/3	112-104		+8	@Denver	W	26-23	Divac-25/Pollard-10	Billups-26/Fortson-18	14,653
50	5/5	99-95		+4	Vancouver	W	27-23	Divac-29/Divac-17	Abdur-Rahim-26/Smith-14	17,317

* = OT

1999-00 SACRAMENTO KINGS

Front row — from left to right, Bill Wennington, Tyrone Corbin, Corliss Williamson, Vlade Divac, Chris Webber, Peja Stojakovic, Lawrence Funderburke, Scot Pollard. Back row — from left to right, Assistant Coach Pete Carril, Head Coach Rick Adelman, Assistant Coach Byron Scott, Assistant Coach John Wetzel, Nick Anderson, Ryan Robertson, Darrick Martin, Jason Williams, Tony Delk, Jon Barry, Trainer Pete Youngman, Owner Joe Maloof, Owner Gavin Maloof, Vice President, Basketball Operations Geoff Petrie.

FINAL STATISTICS

PLAYER	G.	MIN.	FGM	FGA	PCT.	FTM	FTA	PCT.	OFF.	DEF.	TOT.	AST.	PF	DQ	STL.	TO	BLK.	PTS.	AVG.
Chris Webber	75	2880	748	1548	.483	311	414	.751	189	598	787	345	264	7	120	218	128	1834	24.5
Jason Williams	81	2760	363	973	.373	128	170	.753	22	208	230	589	140	0	117	296	8	999	12.3
Vlade Divac	82	2374	384	764	.503	230	333	.691	174	482	656	244	251	2	103	190	103	1005	12.3
Peja Stojakovic	74	1749	321	717	.448	135	153	.882	74	202	276	106	97	0	52	88	7	877	11.9
Nick Anderson	72	2094	306	782	.391	37	76	.487	83	256	339	123	118	0	94	95	16	781	10.8
Corliss Williamson	76	1707	311	622	.500	163	212	.769	122	168	290	82	192	0	38	110	19	785	10.3
Jon Barry	62	1281	161	346	.465	107	116	.922	38	121	159	150	104	1	75	85	7	495	8.0
Lawrence Funderburke	75	1026	184	352	.523	115	163	.706	98	136	234	33	91	0	32	40	20	483	6.4
Tony Delk	46	682	120	279	.430	47	59	.797	36	52	88	55	58	0	35	32	5	296	6.4
Darrick Martin	71	893	133	350	.380	98	119	.824	7	37	44	122	89	0	28	62	2	402	5.7
Scot Pollard	76	1336	149	283	.527	114	159	.717	168	236	404	43	213	3	55	50	59	412	5.4
Ryan Robertson	1	25	2	6	.333	1	1	1.000	0	0	0	0	0	0	0	0	0	5	5.0
Tyrone Corbin	54	941	88	247	.356	33	39	.846	40	125	165	60	99	2	36	29	5	219	4.1
Bill Wennington	7	57	6	19	.316	2	2	1.000	5	14	19	1	13	0	2	1	2	14	2.0
Kings	82	19805	3276	7288	.450	1521	2016	.754	1056	2635	3691	1953	1729	15	787	1325	381	8607	105.0
Opponents	82	19805	3269	7239	.452	1434	1910	.751	1143	2761	3904	1950	1943	19	753	1437	404	8368	102.0

3-Pt. FG: Sacramento Kings 534-1656 (.322); Barry 66-154 (.429); Stojakovic 100-267 (.375); Anderson 132-397 (.332); Martin 38-124 (.306); Williams 145-505 (.287); Webber 27-95 (.284); Divac 7-26 (.269); Corbin 10-44 (.227); Delk 9-40 (.225); Funderburke 0-2; Robertson 0-2. Opponents 396-1123 (.353).

1999-00 PLAYOFFS

Fifth Place in Pacific Division
First Round (2-3)

April 23	Sacramento 107	@	LA Lakers	117
April 27	Sacramento 89	@	LA Lakers	113
April 30	Sacramento 99	vs.	LA Lakers	91
May 2	Sacramento 101	vs.	LA Lakers	88
May 5	Sacramento 86	@	LA Lakers	113

TEAM NOTES

- The Kings closed out the 52nd season in franchise history and the 15th in the Sacramento-era with a regular-season record of 44-38 overall (30-11 home, 14-27 road), finishing fifth in the Pacific Division and securing the eighth seed in the Western Conference Playoffs.
- The team's 44 victories marked the most wins in the Sacramento era and the most since the 1982-83 Kansas City Kings posted a 45-37 record. The 14 road wins were also a Sacramento-era record, the most wins away from home since the 1982-83 Kings won 15 road contests.

1999-00 GAME-BY-GAME

G	DATE	SCOREW/L	+/-	OPPONENT	W/L	REC	KINGS HI. SCORER/REBOUNDER		OPP.
HI. SCORER/REBOUNDER				ATT					
1	11/5	100-95	+5	Minnesota (J)	W	1-0	Anderson-17/Webber-15	Garnett-34/Garnett-17	32,623
2	11/6	101-114	-13	@Minnesota (J)	L	1-1	Webber-22/Webber-10	Garnett-31/Garnett-12	34,013
3	11/12	105-92	+13	Utah	W	2-1	Webber-20/Webber-9	Malone-20/Ostertag-13	17,317
4	11/14	126-116	+10	Denver	W	3-1	Webber-32/Webber,Divac-12	Van Exel-26/LaFrentz-13	15,491
5	11/16	81-77	+4	Vancouver	W	4-1	Webber-19/Corbin-10	Abdur-Rahim-24/Abdr-Rhm-18	14,169
6	11/18	128-110	+18	@Houston	W	5-1	Williams 23/Pollard-9	Olajuwon-31/Barkley-16	14,898
7	11/19	103-94	+9	@Dallas	W	6-1	Webber-24/Pollard-12	Finley-24/Finley-12	15,507
8	11/21	110-105	+5	Houston	W	7-1	Webber-28/Webber-11	Francis-21/Olajuwon-15	17,317
9	11/23	105-92	+13	New Jersey	W	8-1	Webber-26/Webber-22	Marbury-31/Van Horn-17	17,021
10	11/26	124-95	+29	Golden State	W	9-1	Webber-20/Webber-9	Starks-16/Jamison-11	17,317
11	11/29	88-98	-10	@Miami	L	9-2	Webber-18/Webber-10	Mashburn-22/Mourning-11	14,723
12	11/30	111-102	+9	@Orlando	W	10-2	Webber-22/Webber,Anderson-11	Armstrong-29/Outlaw-9	14,439
13	12/2	100-110	-10	@Atlanta	L	10-3	Webber-26/Divac-11	Rider-32/Mutombo-18	14,537
14	12/4	114-104	+10	@Washington	W	11-3	Webber-25/Webber-11	Richmond-23/Smith-9	19,220
15	12/6	95-109	-14	@New Jersey	L	11-4	Webber-25/Webber-14	Van Horn-27/Feick-16	13,127
16	12/8	103-91	+12	LA Lakers	W	12-4	Webber-20/Webber-12	Bryant,O'Neal-27/O'Neal-9	17,317
17	12/10	97-107	-10	Miami	L	12-5	Webber-26/Webber-10	Mourning-37/Brown,Mourng-11	17,317
18	12/11	96-101	-5	Portland	L	12-6	Webber-36/Webber-12	Pipn,Walce-24/Walce,Sabns-11	17,317
19	12/15	109-106	+3	@Vancouver	W	13-6	Webber-21/Webber-13	Bibby-26/Abdur-Rahim-15	12,490
20	12/16	106-116	-10	@Denver	L	13-7	Webber-26/Divac-7	Van Exel-38/Clark-16	15,576
21	12/18	103-119	-16	@Phoenix	L	13-8	Williams-22/Divac-11	Robinson-33/Kidd-14	19,023
22	12/20	99-111	-12	@Golden State	L	13-9	Williamson-24/Delk-11	Caffey-26/Caffey-14	15,176
23	12/21	108-95	+13	Milwaukee	W	14-9	Williams-28/Divac-12	Cassell-20/Robinson,Williams-6	17,317
24	12/23	91-97	-6	@LA Clippers	L	14-10	Webber-33/Williamson-11	Hudson-16/Taylor-10	14,315
25	12/26	118-111	+7	Dallas	W	15-10	Webber-31/Divac-13	Finley-23/Finley-8	17,317
26	12/28	114-101	+13	Boston	W	16-10	Webber-23/Webber-11	Walker-23/Griffin-10	17,317
27	12/29	113-104	+9	@Seattle	W	17-10	Webber-31/Webber-10	Payton-25/Grant-10	17,072
28	1/4	111-107	+4	@Cleveland	W	18-10	Webber-36/Webber-10	Sura-26/Kemp-11	14,875
29	1/6	89-101	-12	@Toronto	L	18-11	Webber-27/Webber-19	Oakley-20/Oakley-16	19,800
30	1/7	93-101	-8	@Boston	L	18-12	Anderson-24/Webber-11	Pierce-19/3 players-10	18,624
31	1/9	116-113	+3	Indiana	W	19-12	Webber-31/Williamson-9	Croshere-22/Davis-12	17,317
32	1/11	110-93	+17	Houston	W	20-12	Webber-26/Webber-12	Francis-16/Miller-12	17,317
33	1/13	107-103	+4	San Antonio	W	21-12	Webber-34/Webber-19	Duncan-33/Duncan-20	17,317
34	1/15	114-99	+15	@Golden State	W	22-12	Webber-37/Webber-16	Jamison-23/Marshall-10	18,372
35	1/16	113-102	+11	Cleveland	W	23-12	Webber-25/Webber-11	Kemp-20/Bryant,Murray-11	17,317
36	1/18	104-98	+6	LA Clippers	W	24-12	Webber-30/Divac-11	Taylor-22/Olowokandi-15	17,317
37	1/20	111-103	+8	Orlando	W	25-12	Divac,Stojakovic-17/Divac-12	Maggette-18/Outlaw-8	17,317
38	1/22	101-104	-3	Utah	L	25-13	Williams-22/Divac-10	Malone,Russell-24/Malone-9	17,317
39	1/25	110-99	+11	@Charlotte	W	26-13	Webber-30/Divac-12	Coleman-24/Campbell-11	17,370
40	1/26	104-112	-8	@Milwaukee	L	26-14	Anderson-24/Divac-12	Allen-22/Johnson-15	16,931
41	1/28	102-90	+12	@Chicago	W	27-14	Webber-24/Webber-12	Brand-30/Brand-18	22,292
42	1/30	111-120	-9	@New York	L	27-15	Webber-26/Webber,Divac-6	Sprewell-32/Ewing-12	19,763
43	1/31	90-105	-15	@Minnesota	L	27-16	Webber-14/Webber-7	Garnett-31/Garnett-12	18,046
44	2/2	113-110	+3	@Detroit	W	28-16	Webber-39/Webber-11	Stackhouse-35/Williams-16	20,259
45	2/4	94-104	-10	@Indiana	L	28-17	Webber-26/Divac-14	Rose-22/Davis-13	18,345
46	2/6	108-119	-11	@Philadelphia	L	28-18	Webber-32/Webber-15	Iverson-50/Hill-14	20,718
47	2/8	119-80	+39	Chicago	W	29-18	Webber-22/Webber,Divac-10	Brand-25/Brand-10	17,317
48	2/10	96-84	+12	Denver	W	30-18	Webber-22/Webber-14	McDyess-21/Clark,LaFrentz-9	17,317
49	2/15	108-117	-9	Phoenix	L	30-19	Webber-27/Webber-9	Rogers-36/Kidd-11	17,317
50	2/17	108-119	-11	@Utah	L	30-20	Webber-22/Pollard-9	Malone-30/Malone-13	19,911
51	2/18	118-85	+33	Seattle	W	31-20	Stojakovic 21/Pollard-14	Barry-21/Baker-8	17,317
52	2/20	103-108*	-5	Portland	L	31-21	Webber-33/Webber-19	Wallace-24/Sabonis-14	17,317
53	2/21	117-123*	-6	@Denver	L	31-22	Stojakovic-30/Webber-15	McDyess-29/McDyess-13	18,527
54	2/23	94-100	-6	Atlanta	L	31-23	Webber-28/Webber-20	Rider-33/Jackson-12	17,317
55	2/26	90-102	-12	@Vancouver	L	31-24	Webber-36/Webber,Divac-10	Abdur-Rahim-22/Abdr-Rahm-11	17,856
56	2/29	112-87	+25	Vancouver	W	32-24	Webber-23/Pollard-10	Harrington-20/Long-10	17,317
57	3/2	99-102	-3	@Houston	L	32-25	Webber-29/Webber-11	Mobley-22/Thomas-9	15,754
58	3/4	108-103*	+5	@San Antonio	W	33-25	Webber-31/Pollard-9	Robinson-23/Duncan-15	35,113
59	3/6	130-109	+21	Dallas	W	34-25	Webber-22/Webber,Divac-10	Ceballos-27/Rodman-8	17,317
60	3/8	105-92	+13	Charlotte	W	35-25	Divac-27/Divac-11	Wesley-21/Campbell-13	17,317
61	3/10	103-88	+15	Toronto	W	36-25	Webber-25/Webber-12	Carter-25/Davis-15	17,317
62	3/12	106-109	-3	@LA Lakers	L	36-26	Webber-24/Divac-13	Bryant-40/O'Neal-20	18,997
63	3/14	91-96	-5	@Portland	L	36-27	Stojakovic-22/Webber-11	Sabonis-20/Sabonis-16	20,499
64	3/15	98-78	+20	LA Clippers	W	37-27	Webber-25/Divac-15	Odom-21/Olowokandi-14	17,317
65	3/18	104-83	+21	@LA Clippers	W	38-27	Divac,Stojakovic-20/Webber- 9	Anderson-25/Piatkowski-13	18,964
66	3/21	98-86	+12	Washington	W	39-27	Divac-24/Divac-12	Richmond-26/White-10	17,317
67	3/22	93-114	-21	@Phoenix	L	39-28	Webber-16/Webber-6	Robinson-26/Marion-9	19,023
68	3/24	113-103	+10	Detroit	W	40-28	Webber-29/Webber-14	Hill-35/Hill-9	17,317
69	3/26	89-90	-1	LA Lakers	L	40-29	Webber-28/Webber-15	O'Neal-34/Bryant-14	17,317
70	3/28	103-95	+8	New York	W	41-29	Webber-21/Webber-10	Houston-33/Thomas-10	17,317
71	3/31	108-123	-15	@Seattle	L	41-30	Stojakovic-23/Webber-12	Payton-35/Baker-14	16,274
72	4/2	117-95	+22	Philadelphia	W	42-30	Webber-26/Divac-11	Iverson-23/Hill-8	17,317
73	4/4	102-105	-3	@Dallas	L	42-31	Williamson-20/Divac,Pollard-10	Finley-38/Bradley-7	14,029
74	4/5	108-98	+10	@San Antonio	W	43-31	Williamson-28/Williamson-11	Duncan-28/Robinson-8	24,333
75	4/7	92-95	-3	Minnesota	L	43-32	Divac-20/Divac-12	Brandon-30/Garnett-14	17,317
76	4/9	97-102	-5	Phoenix	L	43-33	Williams-24/Webber-13	Hardaway-25/Hardaway-12	17,317
77	4/11	92-98*	-6	San Antonio	L	43-34	Divac,Williamson-17/Webber-12	Robinson-26/Robinson-14	17,317
78	4/13	130-107	+23	Golden State	W	44-34	Webber-24/Divac-13	Hughes-35/Hughes-12	17,317
79	4/14	114-121	-7	@LA Lakers	L	44-35	Webber-36/Webber-10	O'Neal-41/O'Neal-16	18,997
80	4/16	95-102	-7	@Portland	L	44-36	Webber-21/Divac-14	Wallace-18/Wallace-9	20,584
81	4/18	112-119*	-7	Seattle	L	44-37	Webber,Williamson-23/Pollard-11	Payton-33/Lewis-13	17,317
82	4/19	86-95	-9	@Utah	L	44-38	Martin-16/Divac,Wennington-10	Hornacek,Malone-18/3 with-8	19,911

* = OT

2000-01 SACRAMENTO KINGS



Front row — from left to right, Art Long, Hedo Turkoglu, Jabari Smith, Vlade Divac, Chris Webber, Peja Stojakovic, Lawrence Funderburke, Scot Pollard. Back row — from left to right, Head Coach Rick Adelman, Assistant Coach Pete Carril, Assistant Coach Elston Turner, Assistant Coach John Wetzel, Nick Anderson, Bobby Jackson, Darrick Martin, Jason Williams, Jon Barry, Doug Christie, Trainer Pete Youngman, Owner Joe Maloof, Owner Gavin Maloof.

FINAL STATISTICS

PLAYER	G.	MIN.	FGM	FGA	PCT.	FTM	FTA	PCT.	OFF.	DEF.	TOT.	AST.	PF	DQ	STL.	TO	BLK.	PTS.	AVG.
Chris Webber	70	2836	786	1635	.481	324	461	.703	179	598	777	294	226	1	93	195	118	1898	27.1
Peja Stojakovic	75	2905	559	1189	.470	267	312	.856	93	341	434	164	144	0	91	146	13	1529	20.4
Doug Christie	81	2939	311	788	.395	280	312	.897	95	260	355	289	224	2	183	154	45	996	12.3
Vlade Divac	81	2420	364	755	.482	242	350	.691	207	466	673	231	242	5	87	192	93	974	12.0
Jason Williams	77	2290	281	690	.407	60	76	.789	19	166	185	416	114	0	94	160	9	720	9.4
Bobby Jackson	79	1648	231	526	.439	65	88	.739	74	172	246	161	139	0	87	103	7	566	7.2
Scot Pollard	77	1658	185	395	.468	128	171	.749	173	292	465	47	206	4	48	66	97	498	6.5
Hedo Turkoglu	74	1245	138	335	.412	87	112	.777	49	161	210	69	139	1	52	55	24	391	5.3
Jon Barry	62	1010	103	255	.404	64	73	.877	16	78	94	130	66	0	28	53	6	316	5.1
Lawrence Funderburke	59	698	120	242	.496	48	77	.623	74	122	196	17	44	0	9	32	13	288	4.9
Darrick Martin	31	176	29	76	.382	31	35	.886	2	14	16	14	27	0	7	10	0	103	3.3
Jabari Smith	9	66	11	22	.500	4	6	.667	1	7	8	6	7	0	4	3	0	26	2.9
Nick Anderson	21	169	14	57	.246	0	0	-----	3	22	25	13	13	0	10	7	4	38	1.8
Art Long	9	20	0	4	.000	0	2	.000	2	6	8	1	5	0	0	2	3	0	0.0
Kings	82	20080	3132	6969	.449	1600	2075	.771	987	2705	3692	1852	1596	13	793	1221	432	8343	101.7
Opponents	82	20080	3087	7139	.432	1291	1724	.749	1121	2643	3764	1816	1766	14	666	1334	476	7866	95.9

3-Pt. FG: Sacramento Kings 479-1353 (.354); Martin 14-27 (.519); Stojakovic 144-360 (.400); Christie 94-250 (.376); Jackson 39-104 (.375); Barry 46-132 (.348); Turkoglu 28-86 (.326); Williams 98-311 (.315); Divac 4-14 (.286); Anderson 10-39 (.256); Webber 2-28 (.071); Pollard 0-2. Opponents 401-1131 (.355).

2000-01 PLAYOFFS

Second Place in Pacific Division

First Round (3-1)

April 22	Sacramento 83	vs.	Phoenix	86
April 25	Sacramento 116	vs.	Phoenix	90
April 29	Sacramento 104	@	Phoenix	96
May 2	Sacramento 89	@	Phoenix	82

Semifinals (0-4)

May 6	Sacramento 105	@	LA Lakers	108
May 8	Sacramento 90	@	LA Lakers	96
May 11	Sacramento 81	vs.	LA Lakers	103
May 13	Sacramento 113	vs.	LA Lakers	119

TEAM NOTES

- Kings posted the fourth-best record in the NBA at 55-27, matching the franchise record for most wins in a season.
- Rick Adelman served as head coach of the Western Conference All-Star Team.
- Chris Webber earned First-Team All-NBA honors.

2000-01 GAME-BY-GAME

G	DATE	SCORE	W/L	+/-	OPPONENT	W/L	REC	KINGS HI. SCORER/REBOUNDER		OPP.
HI. SCORER/REBOUNDER					ATT					
1	10/31	100-81		+19	@Chicago	W	1-0	Stojakovic,Webber-23/Stojakovic-8	Mercer-19/Brand,Ruffin-6	21,814
2	11/1	100-102**		-2	@Cleveland	L	1-1	Webber-27/Webber-8	Murray-18/Weatherspoon-11	17,695
3	11/3	100-93		+7	@Detroit	W	2-1	Webber-31/Pollard-14	Stackhouse-22/Wallace-10	22,076
4	11/4	91-99		-8	@Minnesota	L	2-2	Stojakovic-22/Divac-12	Garnett-28/Garnett-12	19,006
5	11/6	79-75		+4	Portland	W	3-2	Webber-29/Divac-11	Wallace-24/Davis-11	17,317
6	11/8	115-84		+31	Golden State	W	4-2	Stojakovic,Webber-27/Webber-9	Fortson-17/Fortson-14	17,317
7	11/10	114-107*		+7	@Golden State	W	5-2	Webber-35/Webber-16	Jamison-37/Fortson-17	17,467
8	11/12	109-84		+25	Dallas	W	6-2	Stojakovic-28/Webber-13	Nowitzki-16/Vaught-8	17,317
9	11/14	96-82		+14	Orlando	W	7-2	Stojakovic-27/Divac,Stojakovic-11	Armstrong-22/Outlaw,Amstg-8	17,317
10	11/16	110-112*		-2	LA Lakers	L	7-3	Christie-32/Stojakovic-17	O'Neal-33/O'Neal-16	17,317
11	11/22	100-71		+29	Chicago	W	8-3	Webber-29/Webber-13	Brand-16/Brand-10	17,317
12	11/25	125-101		+24	Seattle	W	9-3	Stojakovic-29/Webber-14	Payton-26/Ewing-8	17,317
13	11/28	88-81		+7	@Houston	W	10-3	Webber-21/Webber-11	Mobley-21/Mobley-8	11,813
14	11/29	79-82		-3	@San Antonio	L	10-4	Webber-25/Webber-17	Duncan-22/Duncan-13	17,341
15	12/1	105-98		+7	Phoenix	W	11-4	Webber-28/Webber-14	Delk-21/Marion-10	17,317
16	12/5	81-75		+6	San Antonio	W	12-4	Webber-30/Stojakovic,Webber-10	Duncan-23/Duncan-23	17,317
17	12/8	111-98		+13	Houston	W	13-4	Webber-37/Webber-18	Francis-20/Olajuwon-9	17,317
18	12/10	101-97		+4	Miami	W	14-4	Webber-19/Webber-10	Hardaway-25/Grant-16	17,317
19	12/12	99-107		-8	@Atlanta	L	14-5	Webber-22/Webber-13	Terry-38/Mutombo-17	18,113
20	12/13	90-101		-11	@Charlotte	L	14-6	Webber-25/Divac-8	Mashburn-33/Brown-12	12,806
21	12/15	104-81		+23	@Boston	W	15-6	Webber-30/Webber-13	Walker-15/Potapenko-12	15,486
22	12/17	95-79		+16	@New Jersey	W	16-6	Webber-33/Webber-12	Marbury-17/Williams-8	13,011
23	12/19	106-72		+34	Washington	W	17-6	Webber-19/Webber-11	Strickland-13/Smith-13	17,317
24	12/20	85-89		-4	@Seattle	L	17-7	Webber-20/Webber-13	Payton-19/Patterson-15	17,072
25	12/22	95-91		+4	@Vancouver	W	18-7	Webber-33/Webber-12	Harrington-24/Harrington-20	14,656
26	12/23	97-92		+5	Seattle	W	19-7	Webber-23/Webber-11	Baker-20/Lewis-14	17,317
27	12/28	91-87		+4	Charlotte	W	20-7	Webber-24/Webber-10	Wesley-24/Mashburn,Brown-13	17,317
28	12/30	104-107*		-3	Philadelphia	L	20-8	Stojakovic-33/Webber-10	Iverson-46/Hill-13	17,317
29	1/2	121-117*		+4	Phoenix	W	21-8	Divac-34/Divac-12	Delk-53/Marion-12	17,317
30	1/5	91-93*		-2	Indiana	L	21-9	Webber-51/Webber-26	O'Neal-20/O'Neal-16	17,317
31	1/8	100-97		+3	Minnesota	W	22-9	Stojakovic-24/Divac,Stojc,Webr-9	Garnett-26/Szczerbiak-9	17,317
32	1/10	108-103		+5	Cleveland	W	23-9	Webber-30/Webber-14	Gatling-38/Weatherspoon-11	17,317
33	1/12	93-106		-13	@Denver	L	23-10	Webber-24/Webber-14	Van Exel-25/Posey-19	17,512
34	1/13	84-81		+3	@Houston	W	24-10	Webber-31/Webber-14	Francis-21/Mobley-11	14,552
35	1/15	116-105		+11	@Dallas	W	25-10	Webber-34/Webber-12	Nowtizki-28/Nowitzki-11	18,187
36	1/17	111-106		+5	Boston	W	26-10	Webber-30/Divac-11	Walker-47/Pierce-6	17,317
37	1/20	111-101		+10	@Portland	W	27-10	Webber-34/Webber-10	Wallace-25/Sabonis-8	20,580
38	1/21	107-109		-2	@Seattle	L	27-11	Stojakovic-30/Webber-18	Payton-30/Patterson-11	17,072
39	1/23	130-104		+26	New Jersey	W	28-11	Webber-25/Divac-10	Van Horn-20/Van Horn-9	17,317
40	1/25	91-97		-6	San Antonio	L	28-12	Stojakovic,Webber-23/Webber-11	Duncan-36/Duncan-21	17,317
41	1/27	101-89		+12	@LA Clippers	W	29-12	Webber-33/Divac,Webber-11	McInnis,Miles-16/Parks-13	19,341
42	1/30	105-79		+26	Golden State	W	30-12	Webber-28/Pollard,Webber-12	Jamison-18/Blount-15	17,317
43	2/2	105-95		+10	Vancouver	W	31-12	Webber-41/Webber-15	Abdur-Rahim-27/Abdr-Rahm-9	17,317
44	2/4	94-100		-6	@LA Lakers	L	31-13	Webber-25/Christie-11	Bryant-26/Bryant-11	18,997
45	2/6	109-112		-3	@Milwaukee	L	31-14	Webber-39/Webber-11	Cassell-29/Johnson-9	17,329
46	2/7	88-117		-29	@Minnesota	L	31-15	Webber-22/Andrsn,Turkglu,Web- 5	Garnett-40/Garnett-7	18,274
47	2/13	97-94*		+3	@Utah	W	32-15	Webber-34/Pollard,Stojkvc, Web-8	Malone-28/Marshall-15	19,485
48	2/15	81-105		-24	@Portland	L	32-16	Divac-19/Divac-8	Stoudamire-20/Davis-9	20,471
49	2/16	117-84		+33	Denver	W	33-16	Stojakovic-29/Pollard-11	Lenard-23/McDyess-13	17,317
50	2/18	90-94		-4	Utah	L	33-17	Stojakovic-27/Christie-9	Marshall-31/Marshall-14	17,317
51	2/20	94-80		+14	Atlanta	W	34-17	Williams-22/Divac-19	Terry-16/Mutombo-15	17,317
52	2/22	115-110		+5	@Washington	W	35-17	Christie-32/Pollard-14	Hamilton-29/White-14	19,911
53	2/23	119-118***		+1	@Toronto	W	36-17	Stojakovic-39/Pollard-17	Carter-38/Davis,Oakley-12	19,800
54	2/25	86-88		-2	@New York	L	36-18	Stojakovic-26/Pollard-13	Houston-21/Camby-17	19,763
55	2/27	106-93*		+13	LA Clippers	W	37-18	Stojakovic-25/Divac-12	McInnis-33/Olowokandi-9	17,317
56	2/28	122-101		+21	@Golden State	W	38-18	Stojakovic-24/Funderburke-12	Jamison-36/Jamison-12	19,107
57	3/2	81-88		-7	@LA Clippers	L	38-19	Stojakovic-31/Pollard-18	Maggette-23/Parks-12	19,415
58	3/6	98-91		+7	Toronto	W	39-19	Christie,Williams,Web-19/Divac-17	Carter,Davis-25/Carter,Davis-9	17,317
59	3/7	100-89		+11	@Phoenix	W	40-19	Webber-41/Webber-14	Marion-23/Marion-8	19,023
60	3/9	110-104		+6	Denver	W	41-19	Webber-41/Webber-12	Lenard-24/LaFrentz-14	17,317
61	3/11	105-90		+15	Utah	W	42-19	Stojakovic-31/Divc,Stojkvc,Webr-6	Starks-21/Russell-8	17,317
62	3/13	114-108*		+6	@Orlando	W	43-19	Webber-33/Webber-15	McGrady-25/McGrady,Reid-10	16,157
63	3/14	104-114		-10	@Miami	L	43-20	Webber-26/Webber-17	Mason-25/Mason-13	19,600
64	3/16	100-79		+21	@Philadelphia	W	44-20	Webber-26/Webber-11	Iverson-28/Lynch-8	20,866
65	3/18	95-101		-6	@Indiana	L	44-21	Stojakovic-27/Webber-15	Miller-24/Harrington-16	18,345
66	3/20	125-109		+16	Houston	W	45-21	Stojakovic-29/Webber-10	Mobley-30/Thomas-8	17,317
67	3/22	103-98		+5	Detroit	W	46-21	Webber-29/Webber-15	Stackhouse-31/Wallace-19	17,317
68	3/25	72-84		-12	LA Lakers	L	46-22	Christie,Webber-15/Divac-14	O'Neal-23/O'Neal-15	17,317
69	3/27	124-117*		+7	New York	W	47-22	Webber-39/Webber-15	Thomas-33/Camby-14	17,317
70	3/28	108-84		+24	@LA Lakers	W	48-22	Webber-25/Webber-12	O'Neal-33/O'Neal-11	18,997
71	3/30	110-98		+12	Minnesota	W	49-22	Webber-22/Pollard-13	Brandon-20/Lopez-9	17,317
72	4/1	107-119		-12	Dallas	L	49-23	Webber-27/Christie,Webber-10	Howard-32/Howard-12	17,317
73	4/3	101-107		-6	Milwaukee	L	49-24	Webber-28/Christie,Webber-11	Cassell-33/Johnson-14	17,317
74	4/5	92-86		+6	@Utah	W	50-24	Webber-26/Divac-12	Malone-21/Malone-9	19,911
75	4/6	118-90		+28	@Vancouver	W	51-24	Webber-36/Divac-12	Jones-17/Massenburg-13	14,863
76	4/8	98-89		+9	Portland	W	52-24	Stojakovic,Webber-20/Divac-17	Pippen-21/Wallace-11	17,317
77	4/10	116-109*		+7	LA Clippers	W	53-24	Webber-31/Webber-11	Odom-20/Odom-10	17,317
78	4/12	107-105*		+2	@San Antonio	W	54-24	Webber-26/Divac,Webber-13	Duncan-42/Duncan,Robinsn-11	34,357
79	4/13	97-101		-4	@Dallas	L	54-25	Webber-24/Webber-13	Finley-31/Bradley-15	18,187
80	4/15	86-88		-2	@Phoenix	L	54-26	Webber-22/Stojakovic-12	Kidd-20/Marion-19	19,023
81	4/16	110-100		+10	Vancouver	W	55-26	Stojakovic-31/Divac-16	Jones-25/Long-8	17,317
82	4/18	100-110		-10	@Denver	L	55-27	Pollard 18/Pollard 14	LaFrentz-32/LaFrentz-20	18,495

* = OT

2001-02 SACRAMENTO KINGS

Front row — from left to right, Chucky Brown, Hedo Turkoglu, Gerald Wallace, Vlade Divac, Chris Webber, Peja Stojakovic, Lawrence Funderburke, Scot Pollard. Back row — from left to right, Head Coach Rick Adelman, Assistant Coach Pete Carril, Assistant Coach Elston Turner, Assistant Coach John Wetzel, Mateen Cleaves, Bobby Jackson, Mike Bibby, Brent Price, Doug Christie, Trainer Pete Youngman, Owner Gavin Maloof, Owner Joe Maloof, President, Basketball Operations Geoff Petrie.

FINAL STATISTICS

PLAYER	G.	MIN.	FGM	FGA	PCT.	FTM	FTA	PCT.	OFF.	DEF.	TOT.	AST.	PF	DQ	STL.	TO	BLK.	PTS.	AVG.
Chris Webber	54	2071	532	1075	.495	253	338	.749	150	396	546	258	181	1	90	158	76	1322	24.5
Peja Stojakovic	71	2649	547	1130	.484	283	323	.876	72	301	373	175	120	0	81	140	14	1506	21.2
Mike Bibby	80	2659	446	985	.453	155	193	.803	37	185	222	403	133	0	87	134	15	1098	13.7
Doug Christie	81	2798	338	735	.460	206	242	.851	74	300	374	340	209	3	160	164	25	972	12.0
Vlade Divac	80	2420	338	716	.472	209	340	.615	205	466	671	297	229	1	79	158	94	888	11.1
Bobby Jackson	81	1750	334	754	.443	149	184	.810	82	169	251	164	145	1	73	93	11	896	11.1
Hedo Turkoglu	80	1970	290	687	.422	167	230	.726	63	300	363	163	184	0	57	81	31	810	10.1
Scot Pollard	80	1881	197	358	.550	115	166	.693	188	377	565	53	202	1	70	68	76	509	6.4
Lawrence Funderburke	56	722	115	245	.469	34	56	.607	76	122	198	32	65	0	11	33	18	264	4.7
Gerald Wallace	54	430	75	175	.429	23	46	.500	49	40	89	27	46	0	19	22	6	173	3.2
Mateen Cleaves	32	153	30	68	.441	8	9	.889	1	7	8	25	9	0	7	27	0	70	2.2
Brent Price	20	89	9	27	.333	9	13	.692	4	4	8	9	13	0	3	10	1	31	1.6
Chucky Brown	18	92	10	27	.370	1	2	.500	10	23	33	6	12	0	2	5	4	21	1.2
Kings	82	19755	3267	7003	.467	1618	2154	.751	1013	2702	3715	1958	1560	7	741	1128	375	8578	104.6
Opponents	82	19755	3128	7108	.440	1312	1764	.744	1065	2617	3682	1839	1827	18	633	1246	387	7954	97.0

3-Pt. FG: Sacramento Kings 426-1160 (.367); Stojakovic 129-310 (.416); Bibby 51-138 (.370); Turkoglu 63-171 (.368); Jackson 79-219 (.361); Christie 90-256 (.352); Price 4-15 (.267); Webber 5-19 (.263); Cleaves 2-8 (.250); Divac 3-13 (.231); Funderburke 0-3; Wallace 0-7. Opponents 386-1145 (.337).

2001-02 PLAYOFFS

First Place in Pacific Division

First Round (3-1)

April 20	Sacramento 89	vs.	Utah	86
April 23	Sacramento 86	vs.	Utah	93
April 27	Sacramento 90	@	Utah	87
April 29	Sacramento 91	@	Utah	86

Semifinals (4-1)

May 4	Sacramento 108	vs.	Dallas	91
May 6	Sacramento 102	vs.	Dallas	110
May 9	Sacramento 125	@	Dallas	119
	May 11	Sacramento		115
@	Dallas 113	OT		
	May 13	Sacramento		114
vs.	Dallas 101			

Conf. Finals (3-4)

May 18	Sacramento 99	vs.	LA Lakers	106
May 20	Sacramento 96	vs.	LA Lakers	90
May 24	Sacramento 103	@	LA Lakers	90
May 26	Sacramento 99	@	LA Lakers	100
May 28	Sacramento 92	vs.	LA Lakers	91
May 31	Sacramento 102	@	LA Lakers	106
June 2	Sacramento 106	vs.	LA Lakers	112 OT

TEAM NOTES

- Kings claimed their first-ever Pacific Division title with an NBA-best 61-21 record. Set new franchise records for most wins (61), home victories (36) and road wins (25) in a season.

2001-02 GAME-BY-GAME

G	DATE	SCORE	W/L	+/-	OPPONENT	W/L	REC	KINGS HI. SCORER/REBOUNDER		OPP.
HI. SCORER/REBOUNDER					ATT					
1	10/30	101-95		+6	Seattle	W	1-0	Divac-27/Pollard,Stoj,Fundburke-9	Baker-20/Barry-9	17,317
2	11/3	106-94		+12	@Denver	W	2-0	Stojakovic-24/Polrd,Fundke,Turk-7	Van Exel-32/Van Exel-9	15,138
3	11/4	103-83		+20	San Antonio	W	3-0	Divac-25/Divac-11	Duncan-17/Duncan-13	17,317
4	11/6	115-99		+16	@Cleveland	W	4-0	Stojakovic-32/Divac,Stojakovic-10	Murray-22/Doleac-11	14,584
5	11/7	104-116		-12	@Indiana	L	4-1	Stojakovic-36/Divac-10	Harrington-22/O'Neal-9	15,309
6	11/9	105-115		-10	@Orlando	L	4-2	Stojakovic-31/Divac-15	McGrady-44/McGrady-13	17,248
7	11/10	90-75		+15	@Miami	W	5-2	Stojakovic-22/Divac-10	Gatling,Jones-12/Mourning-8	17,853
8	11/13	95-86		+9	Toronto	W	6-2	Bibby 20/Pollard-12	Carter-23/Clark-10	17,317
9	11/16	105-71		+34	Chicago	W	7-2	Stojakovic-21/Funderburke-8	Mercer-14/Miller-8	17,317
10	11/18	85-93		-8	@LA Lakers	L	7-3	Stojakovic-25/Divac-15	Bryant-29/O'Neal-15	18,997
11	11/19	113-77		+36	Houston	W	8-3	Stojakovic-25/Pollard 14	Francis-18/Thomas,Willis-7	17,317
12	11/21	95-83		+12	Portland	W	9-3	Bibby 25/Divac,Pollard-10	Wells-13/Wallace-12	17,317
13	11/24	98-97		+1	New Jersey	W	10-3	Stojakovic-29/Divac-19	Martin-20/Kidd,Van Horn-10	17,317
14	11/26	94-98		-4	@Memphis	L	10-4	Stojakovic-21/Divac,Pollard-12	Buford-21/Massenburg-10	12,215
15	11/27	89-84		+5	@Houston	W	11-4	Stojakovic-24/Pollard-11	Torres-20/Thomas-19	10,467
16	11/29	110-98		+12	@Dallas	W	12-4	Stojakovic-32/Pollard-17	Nowitzki-29/Nowitzki-11	18,384
17	11/30	109-106*		+3	@San Antonio	W	13-4	Turkoglu-24/Jackson,Stojakovic-8	Duncan-38/Robinson-12	26,808
18	12/2	114-120*		-6	Dallas	L	13-5	Stojakovic-31/Divac-17	Nowitzki-32/Nowitzki-14	17,317
19	12/4	94-84		+10	Philadelphia	W	14-5	Stojakovic-20/Pollard-13	Iverson-24/Mutombo-13	17,317
20	12/7	97-91		+6	LA Lakers	W	15-5	Stojakovic-25/Stojakovic-8	O'Neal-31/O'Neal-16	17,317
21	12/9	95-88		+7	Miami	W	16-5	Stojakovic-23/Christie-9	Jackson-17/Jackson-11	17,317
22	12/11	112-100		+12	Orlando	W	17-5	Webber-24/Christie-13	McGrady-21/Miller-9	17,317
23	12/12	88-114		-26	@Phoenix	L	17-6	Webber-21/Webber-12	Delk,Marion-21/Marion-13	14,568
24	12/14	94-114		-20	@Minnesota	L	17-7	Webber-26/Webber-9	Garnett-29/Garnett-24	17,113
25	12/16	104-87		+17	Memphis	W	18-7	Webber-22/Christie-12	Gasol-15/Gasol-12	17,713
26	12/18	102-98		+4	Detroit	W	19-7	Bibby-25/Webber-14	Stackhouse-35/Wallace-9	17,713
27	12/19	92-104		-12	@Seattle	L	19-8	Christie-23/Divac-8	Payton-27/Barry,Baker-9	15,831
28	12/22	85-101		-16	@LA Clippers	L	19-9	Christie,Jackson-19/Divac-12	Brand-26/Brand-13	18,964
29	12/23	133-101		+32	Phoenix	W	20-9	Stojakovic-26/Turkoglu 10	Delk-24/Voskuhl-6	17,317
30	12/26	89-74		+15	Portland	W	21-9	Stojakovic-19/Webber-13	Wallace-25/Wallace-13	17,317
31	12/28	125-111		+14	Minnesota	W	22-9	Stojakovic-27/Divac,Webber-8	Szczerbiak-31/Nesterovic-10	17,317
32	12/30	109-94		+15	Boston	W	23-9	Webber-30/Pollard 11	Pierce-26/Battie,Walker-8	17,317
33	1/2	105-91		+14	LA Clippers	W	24-9	Webber-21/Webber-10	McInnis-20/Olowokandi-12	17,317
34	1/5	118-112		+6	@Phoenix	W	25-9	Webber-35/Pollard-13	Marbury-35/Marion,Majerle-8	17,042
35	1/6	115-101		+14	Milwaukee	W	26-9	Stojakovic-29/Divac-13	Allen-29/Mason-14	17,317
36	1/13	103-100		+3	Phoenix	W	27-9	Webber-28/Webber-13	Marbury-33/Hardaway-11	17,317
37	1/15	109-102		+7	Cleveland	W	28-9	Stojakovic-36/Webber-14	Murray-22/Skinner-12	17,317
38	1/16	112-107		+5	@Denver	W	29-9	Stojakovic-29/Webber-12	LaFrentz-30/LaFrentz-10	16,780
39	1/18	121-97		+24	Golden State	W	30-9	Webber-26/Webber,Turkoglu-8	Jamison-24/Fortson-12	17,317
40	1/21	112-98		+14	Memphis	W	31-9	Webber-24/Pollard,Webber-11	Massenburg-23/Swift-11	17,317
41	1/22	110-116*		-6	@Portland	L	31-10	Webber-34/Divac-9	Wells-34/Wallace-15	19,980
42	1/24	113-80		+33	Utah	W	32-10	Webber-24/Divac,Pollard-8	Malone-14/Padgett,Russell-8	17,310
43	1/26	114-90		+24	@Utah	W	33-10	Stojakovic-25/Pollard-15	Malone-17/Malone-10	19,571
44	1/31	99-95		+4	@Seattle	W	34-10	Stojakovic-32/Divac-10	Payton-25/Mason-13	17,072
45	2/1	132-96		+36	Denver	W	35-10	Webber-29/Webber-12	LaFrentz-16/LaFrentz-11	17,317
46	2/3	112-107		+5	@Minnesota	W	36-10	Webber-31/Webber-14	Garnett-32/Garnett-12	19,006
47	2/4	83-117		-34	@New Jersey	L	36-11	Webber-23/Webber-9	Van Horn-25/Van Horn-8	14,840
48	2/6	102-85		+17	@Boston	W	37-11	Stojakovic-24/Divac-14	Walker-26/Pierce-8	15,621
49	2/7	101-108		-7	@Washington	L	37-12	Webber-21/Divac-10	Hamilton-33/Jones-15	20,674
50	2/12	99-86		+13	San Antonio	W	38-12	Stojakovic-23/Webber-12	Duncan-24/Duncan-21	17,317
51	2/14	109-93		+16	Washington	W	39-12	Stojakovic-21/Webber-14	Hamilton-20/Laettner-11	17,317
52	2/17	116-126		-10	Seattle	L	39-13	Webber-39/Webber-11	Payton-31/James,Lewis-9	17,317
53	2/19	99-79		+20	Atlanta	W	40-13	Webber-19/Webber-12	Terry-17/Newble,Abdr-Rahm-9	17.317
54	2/21	92-115		-23	@San Antonio	L	40-14	Jackson-18/Divac-9	C. Smith-32/Duncan-13	18,594
55	2/23	97-111		-14	@Dallas	L	40-15	Webber-28/Webber-14	Nash-28/Nowitzki-21	20,181
56	2/26	107-81		+26	Utah	W	41-15	Stojakovic-19/Divac-12	3 players-11/Collins,Padgett-8	17,317
57	3/1	116-108		+8	@Golden State	W	42-15	Webber-32/Divac-10	Jamison-20/Fortson-17	19,869
58	3/3	86-97		-11	Indiana	L	42-16	Bibby-19/Divac-14	O'Neal-29/Miller,O'Neal-11	17,317
59	3/4	95-107		-12	@Portland	L	42-17	Stojakovic-26/Webber-8	Wells-20/Davis-14	19,980
60	3/8	99-87		+12	Charlotte	W	43-17	Stojakovic-24/Divac-10	Nailon-18/Campbell-8	17,317
61	3/10	98-73		+25	@Milwaukee	W	44-17	Stojakovic-21/Webber-15	3 players-14/Robinson-9	18,178
62	3/11	107-103		+4	@Chicago	W	45-17	Stojakovic-29/Divac-14	Rose-35/Chandler-12	19,208
63	3/13	92-88		+4	@Philadelphia	W	46-17	Webber-22/Webber-10	Iverson-32/Mutombo-17	20,804
64	3/14	96-113		-17	@New York	L	46-18	Bibby 21/Pollard 16	Sprewell-43/Thomas-11	19,763
65	3/17	116-113		+3	@Toronto	W	47-18	Webber-31/Webber-15	Carter-22/Olajuwon-13	19,800
66	3/19	110-87		+23	Houston	W	48-18	Webber-35/Webber-12	Mobley-17/Thomas-11	17,317
67	3/21	118-82		+36	Denver	W	49-18	Turkoglu-31/Divac-10	McCloud-15/Cheaney,Howard-7	17,317
68	3/24	96-97		-1	LA Lakers	L	49-19	Webber-24/Divac-17	Bryant-29/O'Neal,Shaw-7	17,317
69	3/26	107-90		+17	LA Clippers	W	50-19	Webber-35/Webber-13	Olowokandi-23/Olowokandi-10	17,317
70	3/28	101-74		+27	@Houston	W	51-19	Webber-19/Divac,Jackson,Webr-9	Thomas-20/Thomas-15	12,515
71	3/29	92-87		+5	@Charlotte	W	52-19	Webber-23/Webber-12	Mashburn-22/Brown-11	14,092
72	3/31	92-91		+1	@Atlanta	W	53-19	Webber-29/Webber-12	Vaughn-20/Mohammed-17	19,841
73	4/2	107-83		+24	@Memphis	W	54-19	Jackson-19/Webber-11	Swift-20/Gasol-14	11,835
74	4/3	107-86		+21	@Detroit	W	55-19	Webber-28/Divac-9	Williamson-13/Wallace-11	22,076
75	4/5	117-109		+8	@Utah	W	56-19	Webber-28/Webber-10	Marshall-32/Marshall-13	19,911
76	4/7	116-82		+34	New York	W	57-19	Webber-16/Webber-14	Sprewell-19/Houston-12	17,317
77	4/9	122-103		+19	Minnesota	W	58-19	Webber-30/Pollard-8	Szczerbiak-16/Garnett-12	17,317
78	4/10	118-116		+2	@Golden State	W	59-19	Webber-31/Webber-12	Jamison-20/Richardson-10	16,232
79	4/12	125-106		+19	@LA Clippers	W	60-19	Webber-28/Divac-10	Brand-24/Brand,Olowokandi-7	19,818
80	4/14	100-113		-13	Dallas	L	60-20	Webber-19/WebberDivac-9	Van Exel-27/LaFrentz-13	17,317
81	4/16	120-106		+14	Golden State	W	61-20	Funderburke-29/Pollard-14	Richardson-40/Arenas-9	17,317
82	4/17	95-109		-14	@LA Lakers	L	61-21	Bibby,Funderburke-15/Pollard-11	Bryant,O'Neal-21/Walker-15	18,997

* = OT

2002-03 SACRAMENTO KINGS



Front row — from left to right, Keon Clark, Hedo Turkoglu, Gerald Wallace, Vlade Divac, Chris Webber, Peja Stojakovic, Lawrence Funderburke, Scot Pollard. Back row — from left to right, Special Assistant to the President, Basketball Operations Pete Carril, Assistant Coach Terry Porter, Assistant Coach Elston Turner, Assistant Coach John Wetzel, Head Coach Rick Adelman, Damon Jones, Mateen Cleaves, Bobby Jackson, Mike Bibby, Jim Jackson, Doug Christie, Trainer Pete Youngman, Owner Gavin Maloof, Owner Joe Maloof, President, Basketball Operations Geoff Petrie.

FINAL STATISTICS

PLAYER	G.	MIN.	FGM	FGA	PCT.	FTM	FTA	PCT.	OFF.	DEF.	TOT.	AST.	PF	DQ	STL.	TO	BLK.	PTS.	AVG.
Chris Webber	67	2622	661	1433	.461	215	354	.607	160	544	704	364	204	1	106	215	88	1542	23.0
Peja Stojakovic	72	2450	497	1034	.481	231	264	.875	61	336	397	141	143	1	72	101	5	1380	19.2
Mike Bibby	55	1835	329	700	.470	161	187	.861	34	113	147	285	93	0	72	127	8	875	15.9
Bobby Jackson	59	1676	340	732	.464	126	149	.846	57	162	219	182	126	0	71	106	3	895	15.2
Vlade Divac	80	2384	305	655	.466	179	251	.713	157	417	574	274	239	3	83	152	105	795	9.9
Doug Christie	80	2710	267	557	.479	141	174	.810	61	281	342	376	186	1	180	144	37	748	9.4
Jim Jackson	63	1309	204	462	.442	47	55	.855	84	178	262	118	132	0	31	80	4	487	7.7
Keon Clark	80	1780	226	451	.501	84	128	.656	138	313	451	80	227	2	38	94	150	536	6.7
Hedo Turkoglu	67	1175	165	391	.422	88	110	.800	35	153	188	87	125	0	25	50	12	447	6.7
Gerald Wallace	47	571	90	183	.492	39	74	.527	38	90	128	23	68	0	24	44	15	220	4.7
Damon Jones	49	709	80	210	.381	20	27	.741	11	59	70	80	42	0	18	23	4	224	4.6
Scot Pollard	23	325	40	87	.460	23	38	.605	46	60	106	6	50	0	13	15	15	103	4.5
Lawrence Funderburke	27	229	32	72	.444	10	17	.588	17	38	55	8	25	0	1	6	11	74	2.7
Mateen Cleaves	12	55	6	23	.261	3	4	.750	1	7	8	10	6	0	2	14	0	16	1.3
Kings	82	19830	3242	6990	.464	1367	1832	.746	900	2751	3651	2034	1666	8	736	1192	457	8342	101.7
Opponents	82	19830	2991	7125	.420	1454	1962	.741	1145	2614	3759	1759	1635	9	684	1262	356	7809	95.2

3-Pt. FG: Sacramento Kings 491-1288 (.381); Cleaves 1-1 (1.000); J. Jackson 32-71 (.451); Bibby 56-137 (.409); Christie 73-185 (.395); Stojakovic 155-406 (.382); B. Jackson 89-235 (.379); Turkoglu 29-78 (.372); Jones 44-121 (.364); Wallace 1-4 (.250); Divac 6-25 (.240); Webber 5-21 (.238); Clark 0-4. Opponents 373-1166 (.320).

2002-03 PLAYOFFS

First Place in Pacific Division

First Round (4-1)

April 19	Sacramento 96	vs.	Utah	90
April 21	Sacramento 108	vs.	Utah	95
April 26	Sacramento 104	@	Utah	107
April 28	Sacramento 99	@	Utah	82
April 30	Sacramento 111	vs.	Utah	91

Semifinals (3-4)

May 6	Sacramento 124	@	Dallas	113
May 8	Sacramento 110	@	Dallas	132
May 10	Sacramento 137	vs.	Dallas	141 2OT
May 11	Sacramento 99	vs.	Dallas	83
May 13	Sacramento 93	@	Dallas	112
May 15	Sacramento 115	vs.	Dallas	109
May 17	Sacramento 99	@	Dallas	112

TEAM NOTES

- Despite numerous injuries, the Kings finished with the third-best record in the NBA, 59-23, and claimed their second straight Pacific Division title.
- Kings guard Bobby Jackson became the first Kings player and only the second point guard in NBA history to win the NBA Sixth Man of the Year award.

2002-03 GAME-BY-GAME

G	DATE	SCORE	W/L	+/-	OPPONENT	W/L	REC	KINGS HI. SCORER/REBOUNDER		OPP.
HI. SCORER/REBOUNDER					ATT					
1	10/29	94-67		+27	Cleveland	W	1-0	Jones-18/Webber-14	Davis-17/Hill-11	17,317
2	10/31	100-72		+28	Portland	W	2-0	Stojkvc-26/B. Jackson,Wallace-10	Wallace-24/Davis-11	17,317
3	11/2	116-99		+17	@Memphis	W	3-0	Divac-24/Clark-10	Gasol-20/Gasol,Swift-7	17,112
4	11/3	78-88		-10	@Miami	L	3-1	Clark-19/Divac-10	Jones-16/Grant-14	15,468
5	11/5	121-125		-4	@Orlando	L	3-2	B. Jackson-26/Funderburke-12	McGrady-41/Burke,McGrady-8	14,292
6	11/6	88-95		-7	@New York	L	3-3	Webber-22/Webber-11	Houston-21/Harrington-8	19,763
7	11/8	99-91		+8	Memphis	W	4-3	Stojakovic-22/Webber-17	Gooden-23/Swift-10	17,317
8	11/10	105-97		+8	Atlanta	W	5-3	Webber-27/Divac-10	Abdur-Rahim-32/Ratliff-13	17,317
9	11/13	104-93		+11	@Golden State	W	6-3	Webber-33/B. Jackson-9	Jamison-31/Dampier-12	18,369
10	11/15	97-111		-14	@Seattle	L	6-4	Webber-24/Clark-9	Payton-24/Mason-17	17,072
11	11/17	101-99		+2	Orlando	W	7-4	Webber-24/Divac,Webber-10	McGrady-36/McGrady-14	17,317
12	11/19	111-98		+13	Chicago	W	8-4	Christie,B. Jackson-22/Divac-10	Baxter-17/Marshall-10	17,317
13	11/20	93-89		+4	@L.A. Clippers	W	9-4	B. Jackson,Webber-19/Clark-11	Maggette-30/Olowokandi-12	18,087
14	11/22	118-101		+17	Phoenix	W	10-4	B. Jackson-24/Webber-13	Marbury-39Marion-10	17,317
15	11/23	95-94		+1	@Portland	W	11-4	Webber-24/Webber-10	Wallace-30/Wallace-9	18,782
16	11/26	91-85		+6	@Cleveland	W	12-4	Webber-28/Webber-11	Davis-22/Hill,Ilgauskas-11	11,595
17	11/27	74-90		-16	@Minnesota	L	12-5	Webber-19/Webber-11	Garnett-20/Garnett-13	17,821
18	11/29	107-94		+13	L.A. Clippers	W	13-5	B. Jackson-31/Wallace-10	Brand-25/Brand-12	17,317
19	12/1	103-84		+19	Houston	W	14-5	Wallace-21/Wallace-8	Francis-22/Thomas-8	17,317
20	12/3	98-86		+12	Minnesota	W	15-5	B. Jackson-24/Webber-11	Hudson-19/Garnett-16	17,317
21	12/4	92-90		+2	@Denver	W	16-5	Webber-31/Divac-14	Whitney-22/Howard-7	13,002
22	12/6	98-77		+21	Denver	W	17-5	Christie 23/Webber-11	Posey-22/Howard-10	17,317
23	12/8	104-80		+24	@San Antonio	W	18-5	J. Jackson,Webber-23/Webber-13	Duncan-16/Duncan-13	16,873
24	12/10	96-103		-7	@Houston	L	18-6	Webber-30/Webber-11	Francis-32/Yao-15	13,158
25	12/14	98-96		+2	@Utah	W	19-6	Webber-27/Webber-13	Kirilenko-18/Cheaney,Jcksn-8	19,911
26	12/15	107-92		+15	New Orleans	W	20-6	Webber-28/Webber-8	Davis-23/Brown-13	17,317
27	12/17	95-86		+9	Phoenix	W	21-6	Webber-27/Divac,Webber-12	Jacobsen-15/Outlaw-11	17,317
28	12/19	81-83		-2	San Antonio	L	21-7	Webber-23/Webber-12	Duncan-23/Duncan-14	17,317
29	12/21	101-110		-9	@Phoenix	L	21-8	Webber-29/Webber-15	Marbury,Marion-28/Stdmre-12	18,133
30	12/22	103-88		+15	Golden State	W	22-8	Stojakovic,Webber-20/Webber-12	Jamison-20/Foyle-15	17,317
31	12/25	105-99		+6	@L.A. Lakers	W	23-8	Stojakovic-26/Webber-15	Bryant,O'Neal-27/O'Neal-17	18,997
32	12/28	113-119*		-6	Portland	L	23-9	Bibby-22/Webber-10	Wells-32/Davis-14	17,317
33	1/4	87-76		+11	@Denver	W	24-9	Bibby-24/Stojakovic-10	Howard-20/Howard-15	17,393
34	1/5	96-70		+26	Miami	W	25-9	Bibby-22/Divac-12	C. Butler-16/Grant-12	17,317
35	1/7	101-76		+25	@Milwaukee	W	26-9	Bibby-20/Webber-13	Allen-16/Johnson-7	16,072
36	1/9	118-82		+36	@New Jersey	W	27-9	Stojakovic-24/Webber-11	Coll,Harris,Jhnsn-11/Mrtn-13	20,049
37	1/10	109-115*		-6	@Minnesota	L	27-10	Webber-30/Webber-8	Smith-25/Garnett-15	16,591
38	1/12	106-98		+8	Memphis	W	28-10	Stojakovic-30/Divac,Webber-10	Gasol-26/Gasol-12	17,317
39	1/15	123-94		+29	Dallas	W	29-10	Webber-29/Webber-15	Van Exel-20/Nowitzki-9	17,317
40	1/18	107-112		-5	@L.A. Clippers	L	29-11	Stojakovic-37/Divac-10	Brand-34/Brand-15	20,037
41	1/20	102-80		+22	@Golden State	W	30-11	Divac,Stojkvc,Webr-16/Divac-11	Richardson-28/Murphy-15	19,871
42	1/21	109-102		+7	New Jersey	W	31-11	Webber-36/Webber-15	Kidd-27/Martin-13	17,317
43	1/23	104-98		+6	@Memphis	W	32-11	Webber-26/Divac-11	Gasol-24/Gasol-17	13,228
44	1/24	104-115		-11	@Atlanta	L	32-12	Webber-32/Webber-13	Robinson-29/Abdur-Rahim-9	15,697
45	1/26	97-101		-4	@Toronto	L	32-13	Bibby-30/Webber-19	Carter-22/J. Williams-14	19,800
46	1/28	92-102		-10	Utah	L	32-14	Stojakovic-32/Divac,Stojakovic-6	Malone-29/Malone-10	17,317
47	1/30	95-77		+18	@Seattle	W	33-14	Turkoglu-22/Stojakovic-14	Lewis-25/Mason-11	16,286
48	1/31	113-124		-11	L.A. Lakers	L	33-15	Stojakovic-36/Turkoglu-7	Bryant-38/O'Neal-10	17,317
49	2/2	89-105		-16	@Houston	L	33-16	Stojakovic-31/2 players-6	Griffin-22/Yao-11	16,285
50	2/4	110-109		+1	@Dallas	W	34-16	Bibby-27/Stojakovic-14	Finley,Nowitzki-28/Nowitzki-16	20,102
51	2/5	84-108		-24	@New Orleans	L	34-17	Stojakovic-20/Clark-9	Mashburn-26/Brown-10	17,217
52	2/11	99-80		+19	Washington	W	35-17	Stojakovic-20/Christie-12	Hughes-19/Laettner-11	17,317
53	2/14	110-81		+29	Seattle	W	36-17	Stojakovic-24/Clark-14	Payton-20/Payton-7	17,317
54	2/16	101-104		-3	San Antonio	L	36-18	Divac-22/Clark-13	Duncan-34/Duncan-12	17,317
55	2/18	102-93		+9	Milwaukee	W	37-18	Stojakovic-26/Divac-19	Kukoc-21/Caffey-11	17,317
56	2/20	105-83		+22	Boston	W	38-18	Clark,Christie-18/Clark,Stojkvc-9	Pierce-22/Pierce-12	17,317
57	2/23	99-92		+7	New York	W	39-18	Webber-20/Webber-11	Thomas-17/Weatherspoon-11	17,317
58	2/25	81-75		+6	Detroit	W	40-18	Webber-19/Webber-13	Hamilton-18/Wallace-19	17,317
59	2/27	126-124*		+2	@Dallas	W	41-18	Stojakovic-36/Clark-11	Nowitzki-36/Nowitzki-13	20,059
60	3/1	100-108		-8	@San Antonio	L	41-19	Webber-36/Webber-9	Parker-32/Duncan-15	18,797
61	3/3	107-99		+8	Philadelphia	W	42-19	Webber-29/Divac-13	Iverson-35/Coleman-10	17,317
62	3/5	96-95*		+1	Minnesota	W	43-19	Webber-25/Stojakovic,Webber-11	Garnett-27/Garnett-24	17,317
63	3/7	108-105*		+3	@Utah	W	44-19	Bibby,Webber-24/Webber-15	Malone-25/Ostertag-11	19,911
64	3/9	107-88		+19	Indiana	W	45-19	Bibby,B. Jackson-17/Webber-12	Harrington-27/Foster,Hargtn-11	17,317
65	3/13	84-109		-25	@Phoenix	L	45-20	Webber-22/Webber-11	Marion-27/Stoudamire,Marn-11	18,184
66	3/14	119-84		+35	Toronto	W	46-20	Webber-26/Webber-10	Carter,Peterson-16/N'diaye-10	17,317
67	3/16	123-129*		-6	Dallas	L	46-21	Stojakovic-30/Webber-15	Nowitzki-34/Nowitzki-18	17,317
68	3/18	117-91		+26	Golden State	W	47-21	Stojakovic-20/Pollard-12	Arenas-22/Dampier-11	17,317
69	3/20	107-99		+8	L.A. Lakers	W	48-21	Webber-26/Webber-11	Bryant-34/Bryant,O'Neal-13	17,317
70	3/22	113-104		+9	@Portland	W	49-21	Stojakovic-30/Webber-15	Wallace-31/Davis,Wallace-6	20,580
71	3/23	109-108		+1	Houston	W	50-21	Webber-24/Divac-12	Francis-38/Yao-19	17,317
72	3/27	93-83		+10	L.A. Clippers	W	51-21	Webber-23/Divac-13	Wilcox-16/Ely-12	17,317
73	3/29	107-92		+15	@Chicago	W	52-21	Stojakovic-27/Pollard-13	Curry-24/Curry-14	22,638
74	3/30	88-99		-11	@Detroit	L	52-22	Webber-22/Webber-8	Robinson-21/Wallace-16	22,076
75	4/1	103-98		+5	@Indiana	W	53-22	Stojakovic-26/Pollard-16	O'Neal-24/B. Miller-11	17,088
76	4/2	105-99		+6	@Washington	W	54-22	Webber-28/Webber-9	Stackhouse-27/Lue-8	20,172
77	4/4	93-92		+1	@Boston	W	55-22	Webber-27/Webber-11	Pierce-40/Bremr,Walkr,Wilms-6	18,624
78	4/6	97-81		+16	@Philadelphia	W	56-22	Stojakovic,Webber-21/Webber-11	Iverson-24/Coleman-10	20,702
79	4/8	107-85		+22	Seattle	W	57-22	Webber-20/Clark-8	Allen,Drobnk-22/Evans,Radvc-8	17,317
80	4/10	104-117		-13	@L.A. Lakers	L	57-23	Bibby,Webber-24/Webber-9	Bryant-34/O'Neal-16	18,997
81	4/11	105-103		+2	Denver	W	58-23	Webber-29/Webber-10	Howard-24/Camby-16	17,317
82	4/16	95-84		+11	Utah	W	59-23	Webber-15/B. Jackson-7	Kirilenko-15/Massbrg,Ostrg-6	17,317

* = OT

2003-04 SACRAMENTO KINGS



Front row — from left to right, Tony Massenburg, Gerald Wallace, Brad Miller, Vlade Divac, Chris Webber, Peja Stojakovic, Jabari Smith, Darius Songaila. Back row — from left to right, Assistant Coach/Scout Bubba Burrage, Assistant Coach John Wetzel, Assistant Coach Elston Turner, Head Coach Rick Adelman, Anthony Peeler, Bobby Jackson, Mike Bibby, Rodney Buford, Doug Christie, Assistant Coach Pete Carril, Trainer Pete Youngman, President, Basketball Operations Geoff Petrie, Vice President, Basketball Operations Wayne Cooper.

FINAL STATISTICS

PLAYER	G.	MIN.	FGM	FGA	PCT.	FTM	FTA	PCT.	OFF.	DEF.	TOT.	AST.	PF	DQ	STL.	TO	BLK.	PTS.	AVG.
Peja Stojakovic	81	3264	665	1386	.480	394	425	.927	91	417	508	173	159	0	108	153	14	1964	24.2
Chris Webber	23	831	174	421	.413	81	114	.711	48	152	200	105	76	1	31	60	20	430	18.7
Mike Bibby	82	2980	527	1170	.450	304	373	.815	67	210	277	444	146	0	112	175	18	1506	18.4
Brad Miller	72	2621	373	731	.510	256	329	.778	191	552	743	312	247	7	68	144	86	1014	14.1
Bobby Jackson	50	1185	263	592	.444	81	109	.752	55	119	174	105	106	1	49	63	8	689	13.8
Doug Christie	82	2780	317	688	.461	148	172	.860	69	260	329	347	186	0	151	155	41	831	10.1
Vlade Divac	81	2317	314	668	.470	170	260	.654	136	327	463	432	222	2	57	173	77	800	9.9
Anthony Peeler	75	1391	156	348	.448	68	61	.836	31	122	153	120	103	0	56	77	10	431	5.7
Darius Songaila	73	976	133	273	.487	71	88	.807	91	134	225	48	126	1	42	43	12	337	4.6
Tony Massenburg	59	789	104	219	.475	43	63	.683	57	131	188	29	144	0	14	45	18	251	4.3
Jabari Smith	31	168	26	70	.371	12	20	.600	11	20	31	11	25	0	2	7	6	64	2.1
Gerald Wallace	37	337	32	89	.360	11	24	.458	35	39	74	19	37	0	14	8	14	75	2.0
Rodney Buford	22	141	19	56	.339	3	6	.500	6	9	15	7	9	0	6	4	1	41	1.9
Kings	82	19780	3103	6711	.462	1626	2044	.796	888	2492	3380	2152	1586	12	710	1137	325	8433	102.8
Opponents	82	19780	3140	6920	.454	1333	1780	.749	1080	2521	3601	1743	1817	20	651	1225	413	8022	97.8

3-Pt. FG: Sacramento Kings 601-1498 (.401); Peeler 68-141 (.482); Stojakovic 240-554 (.433); Bibby 148-378 (.392); Jackson 81-219 (.370); Christie 49-142 (.345); Miller 12-38 (.316); Webber 1-5 (.200); Divac 2-13 (.154); Massenburg 0-1; Buford 0-2; Wallace 0-2; Smith 0-3. Opponents 409-1205 (.339).

2003-04 PLAYOFFS

Second Place in Pacific Division

First Round (4-1)

April 18	Sacramento 116	vs.	Dallas	105
April 20	Sacramento 83	vs.	Dallas	79
April 24	Sacramento 79	@	Dallas	104
April 26	Sacramento 94	@	Dallas	92
April 29	Sacramento 119	vs.	Dallas	118

Semifinals (3-4)

May 4	Sacramento 104	@	Minnesota	98
May 8	Sacramento 89	@	Minnesota	94
May 10	Sacramento 113	vs.	Minnesota	114 OT
May 12	Sacramento 87	vs.	Minnesota	81
May 14	Sacramento 74	@	Minnesota	86
May 16	Sacramento 104	vs.	Minnesota	87
May 19	Sacramento 80	@	Minnesota	83

TEAM NOTES

- Kings finished second in the Pacific Division, compiling a 55-27 regular season record. It marked the fourth straight season in which the team had won 55 or more games.

- Kings forward-guard Peja Stojakovic finished second in the NBA in scoring (24.2 ppg) and led the league in free throw shooting (.927), becoming the first King to do so since Spud Webb (.934) during the 1994-95 season.

2003-04 GAME-BY-GAME

G	DATE	SCORE	W/L	+/-	OPPONENT	W/L	REC	KINGS HI. SCORER/REBOUNDER	HI. SCORER/REBOUNDER	OPP. ATT
1	10/29	106-92		+14	Cleveland	W	1-0	Stojakovic-22/Miller-9	James-25/Boozer-11	17,317
2	10/31	100-89		+11	Philadelphia	W	2-0	Stojakovic-28/Miller-9	Iverson-27/Coleman-10	17,317
3	11/1	88-109		-21	@Denver	L	2-1	Stojakovic-19/Miller-12	Anthony-23/Camby-12	18,111
4	11/5	125-121*		+4	@Minnesota	W	3-1	Stojakovic-34/Divac,Miller-8	Garnett-28/Garnett-11	15,889
5	11/7	111-114		-3	@New York	L	3-2	Stojakovic-36/Divac-7	Houston-39/Thomas-14	19,333
6	11/9	82-91		-9	@Boston	L	3-3	Miller-19/Miller-16	Baker-18/Baker-13	16,502
7	11/11	97-91		+6	Detroit	W	4-3	Bibby-23/Stojakovic-10	Hamilton-19/Okur-9	17,317
8	11/13	110-112*		-2	@Portland	L	4-4	Stoj.-27/Massenburg,Miller-7	Randolph-28/Randolph-14	17,422
9	11/14	94-64		+30	Toronto	W	5-4	Stojakovic-17/Miller-12	Carter,Murray-13/Davis-10	17,317
10	11/16	106-104		+2	Golden State	W	6-4	Stojakovic-33/Stojakovic-11	Richardson-31/Dampier-15	17,317
11	11/19	118-110		+8	@Utah	W	7-4	Stojakovic-30/Miller-13	Arroyo-25/Ostertag-10	17,664
12	11/21	122-92		+30	Orlando	W	8-4	Miller-22/Miller-14	Giricek-19/Hunter,McGrady-9	17,317
13	11/23	110-99		+11	Chicago	W	9-4	Stojakovic-21/Miller-10	Crawford-19/Chandler-12	17,317
14	11/25	109-89		+20	Memphis	W	10-4	Stojakovic-26/Stojakovic-9	Gasol-21/Gasol-10	17,317
15	11/28	103-74		+29	Houston	W	11-4	Miller-29/Christie,Miller-7	Mobley-17/Yao-8	17,317
16	11/30	105-92		+13	New Jersey	W	12-4	Stojakovic-25/Miller-11	Rogers-23/Martin-7	17,317
17	12/5	109-112*		-3	Minnesota	L	12-5	Miller-35/Stojakovic-11	Sprewell-37/Garnett-25	17,317
18	12/7	91-88		+3	Indiana	W	13-5	Stojakovic-27/Miller-15	O'Neal-20/O'Neal-13	17,317
19	12/9	105-95		+10	LA Clippers	W	14-5	Stojakovic-26/Bibby-7	Maggette-27/Kaman-14	17,317
20	12/12	100-93		+7	@Utah	W	15-5	Bibby-25/Miller,Stojakovic-8	Bell-17/Ostertag-12	19,678
21	12/14	107-102		+5	Phoenix	W	16-5	Stojakovic-36/Jackson,Miller-9	Marion-32/Marion-12	17,317
22	12/16	100-105		-5	@Memphis	L	16-6	Stojakovic-27/Miller-16	Gasol-22/Wright-13	11,210
23	12/18	101-90		+11	@New Orleans	W	17-6	Miller-21/Miller-14	Davis-23/Magloire-13	13,769
24	12/19	98-86		+12	@Atlanta	W	18-6	Stojakovic-31/Miller-12	Terry-25Abdur-Rahim-10	11,666
25	12/21	117-98		+19	Portland	W	19-6	Stojakovic-29/Miller-14	Wallace-27Randolph-13	17,317
26	12/23	114-97		+17	Memphis	W	20-6	Stojakovic-41/Miller-17	Gasol-23/Gasol-10	17,317
27	12/25	103-111		-8	Dallas	L	20-7	Bibby-23/Miller-12	Nowitzki-31/Nowitzki-14	17,317
28	12/26	91-98		-7	@Golden State	L	20-8	Bibby-28/Miller-10	Richardson-25/Murphy-14	20,192
29	12/28	98-89		+9	Utah	W	21-8	Stojakovic-37/Christie-9	Kirilenko-21/Harpring,Kirilko-11	17,317
30	1/3	116-109		+7	@LA Clippers	W	22-8	Bibby-24/Miller-11	Drobnjak-22/Brand-9	18,252
31	1/4	130-99		+31	Seattle	W	23-8	Stojakovic-24/Miller-11	Lewis-18/Evans,Radmanovic-6	17,317
32	1/6	105-89		+16	Atlanta	W	24-8	Stojakovic-28/Miller-10	Ab-R,Jacksn-19/Ab-R,Hndsn-8	17,317
33	1/7	93-104		-11	@Seattle	L	24-9	Bibby,Stojakovic-19/Miller-17	Allen-22/Evans-12	15,035
34	1/9	113-93		+20	@Phoenix	W	25-9	Stojakovic-29/Stojakovic-12	Johnson-23/Marion-11	16,848
35	1/11	117-106		+11	Denver	W	26-9	Stojakovic-33/Stojakovic-8	Miller-30/Anthony-12	17,317
36	1/13	90-86		+4	Miami	W	27-9	Stojakovic-24/Miller-9	Odom-21/Odom-12	17,317
37	1/16	103-83		+20	LA Lakers	W	28-9	Stojakovic-23/Miller-14	Rush-30/Sampson,Medv.-9	17,317
38	1/19	125-100		+25	@LA Clippers	W	29-9	Stojakovic-31/Miller-8	Brand-24/Maggette-9	17,325
39	1/20	104-109*		-5	Portland	L	29-10	Stojakovic-34/Jackson-10	Anderson-29/Wallace-15	17,317
40	1/22	95-89		+6	@Cleveland	W	30-10	Stojakovic-37/Miller-15	Wagner-20/Boozer-11	17,720
41	1/23	95-109		-14	@Memphis	L	30-11	Divac-17/Divac-12	Miller-27/Wright-14	17,119
42	1/25	99-108		-9	@Dallas	L	30-12	Stojakovic-24/Miller-17	Finley-23/Nowitzki-12	20,284
43	1/28	99-94		+5	@Houston	W	31-12	Bibby-28/Stojakovic-9	J. Jackson-28/Taylor-14	18,209
44	1/29	96-91		+5	@San Antonio	W	32-12	Stojakovic-22/Divac-9	Duncan-35/Duncan-18	17,669
45	1/31	110-103		+7	@Seattle	W	33-12	Stojakovic-29/Miller-17	Daniels-30/Allen-8	17,072
46	2/3	117-101		+16	Seattle	W	34-12	Stojakovic-26/Miller-15	Lewis-25/Evans,Potapenko-8	17,317
47	2/6	94-102		-8	San Antonio	L	34-13	Bibby,Divac,Stojkvc-20/Miller-11	Duncan-28/Duncan-14	17,317
48	2/8	115-92		+23	Denver	W	35-13	Stojakovic-35/Divac,Miller-10	Anthony-24/Camby-16	17,317
49	2/10	124-117		+7	@Milwaukee	W	36-13	Stojakovic-31/Miller-8	Kukoc,Mason-21/Skinner-10	17,407
50	2/11	96-94		+2	@Detroit	W	37-13	Bibby-26/Miller-15	Hamilton-27/Wallace-19	22,076
51	2/17	127-111		+16	Boston	W	38-13	Stojakovic-28/Divac-11	Davis-32/Mihm-8	17,317
52	2/19	75-92		-17	@Minnesota	L	38-14	Stojakovic-15/Divac-8	Garnett-22/Garnett-24	18,667
53	2/20	91-83		+8	@Chicago	W	39-14	Stojakovic-24/Divac,Songaila-11	Crawford-23/Davis-12	20,172
54	2/22	96-81		+15	@Toronto	W	40-14	Stoj.-27/Massenburg,Songaila-10	Bosh-20/Marshall-13	19,800
55	2/24	107-99		+8	New York	W	41-14	Bibby-28/Songaila-13	T. Thomas-33/K. Thomas-10	17,317
56	2/26	103-101		+2	@L.A. Lakers	W	42-14	Stojakovic-37/Stojakovic-9	Bryant-35/Bryant-11	18,997
57	2/27	97-102		-5	Utah	L	42-15	Bibby-26/Divac-8	Kirilenko-24/Ostertag,Kirlko-11	17,317
58	2/29	108-94		+14	Phoenix	W	43-15	Stojakovic-32/Miller-10	Stoudemire-33/Stoudemire-17	17,317
59	3/2	113-106		+7	L.A. Clippers	W	44-15	Webber-26/Webber-12	Maggette-32/Brand,Richrdsn-8	17,317
60	3/4	114-105		+9	@Philadelphia	W	45-15	Stojakovic-27/Miller-7	Iverson-32/Dalembert-15	18,798
61	3/6	96-102		-6	@Miami	L	45-16	Bibby-24/Miller-11	Odom-30/Odom-19	16,500
62	3/7	107-90		+17	@Orlando	W	46-16	Stojakovic-28/Miller-13	Howard-26/Howard-8	15,625
63	3/9	96-92		+4	Golden State	W	47-16	Christie-23/Webber-11	Dampier-26/Dampier-18	17,317
64	3/11	120-102		+18	Dallas	W	48-16	Christie,Stojakovic-22/Miller-16	Nowitzki-21/Walker-9	17,317
65	3/12	81-83		-2	@Portland	L	48-17	Stojakovic-18/Stojakovic-9	Stoudamire-20/Randolph-14	20,308
66	3/14	101-87		+14	San Antonio	W	49-17	Bibby-24/Miller-13	Ginobili-16/Nesterovic-13	17,317
67	3/16	77-94		-17	@New Jersey	L	49-18	Bibby-17/Webber-9	Kittles-24/Collins-10	16,949
68	3/17	108-114		-6	@Washington	L	49-19	Stojakovic-25/Miller-8	Brown-30/Brown-19	15,255
69	3/19	94-92		+2	@Indiana	W	50-19	Bibby-25/Webber-16	O'Neal-23/Foster-12	18,345
70	3/21	100-95		+5	Houston	W	51-19	Stojakovic-29/Webber-15	Taylor-23/J. Jackson-11	17,317
71	3/23	101-112		-11	Milwaukee	L	51-20	Bibby-27/Webber-10	Redd-26/Van Horn-11	17,317
72	3/24	91-115		-24	@LA Lakers	L	51-21	Stojakovic-20/Stojakovic-8	Bryant-36/O'Neal-16	18,997
73	3/28	100-92		+8	Washington	W	52-21	Stojakovic-29/Stojakovic-11	Arenas-27/Brown-15	17,317
74	3/31	89-107		-18	@San Antonio	L	52-22	Stojakovic-19/Songaila-9	Ginobili-29/Dunc,Nestc,Tkglu-7	18,797
75	4/1	117-127		-10	@Dallas	L	52-23	Bibby-23/Webber-11	Finley-29/Nowitzki-10	20,533
76	4/4	99-94		+5	@Houston	W	53-23	Stojakovic-28/Stojakovic-11	Yao-21/Yao-10	18,148
77	4/6	105-91		+14	New Orleans	W	54-23	Stojakovic-26/Miller-10	Armstrong-21/Magloire-13	17,317
78	4/8	86-94		-8	Minnesota	L	54-24	Webber-21/Webber-11	Cassell-29/Garnett-17	17,317
79	4/9	96-101		-5	@Phoenix	L	54-25	Bibby-26/Miller-15	Johnson-24/McDyess-15	18,422
80	4/11	102-85		+17	LA Lakers	W	55-25	Webber-25/Webber-12	Payton-15/Malone-11	17,317
81	4/12	89-97		-8	@Denver	L	55-26	Stojakovic-20/Miller-8	Miller-21/Camby-21	19,746
82	4/14	91-97		-6	@Golden State	L	55-27	Stojakovic-27/Miller-11	Richardson-28/Foyle-17	19,831

* = OT

2004-05 SACRAMENTO KINGS



Front row — from left to right, Owner Gavin Maloof, Darius Songaila, Brian Skinner, Brad Miller, Peja Stojakovic, Kenny Thomas, Corliss Williamson, Owner Joe Maloof. Middle row — from left to right, Assistant Coach/Scout Bubba Burrage, Assistant Coach Elston Turner, Assistant Coach T.R. Dunn, Head Coach Rick Adelman, Cuttino Mobley, Bobby Jackson, Mike Bibby, Eddie House, Assistant Coach Pete Carril, Trainer Pete Youngman, President of Basketball Operations Geoff Petrie. Back row –– from left to right, Maurice Evans, Kevin Martin, Erik Daniels, Greg Ostertag.

FINAL STATISTICS

PLAYER	G.	MIN.	FGM	FGA	PCT.	FTM	FTA	PCT.	OFF.	DEF.	TOT.	AST.	PF	DQ	STL.	TO	BLK.	PTS.	AVG.
Chris Webber*	46	1668	412	917	.449	143	179	.799	94	353	447	252	144	3	68	133	34	978	21.3
Peja Stojakovic	66	2534	451	1016	.444	253	275	.920	62	223	285	138	157	0	79	102	12	1329	20.1
Mike Bibby	80	3084	560	1264	.443	320	413	.775	77	255	332	541	191	0	124	203	30	1571	19.6
Cuttino Mobley (Tot)	66	2388	408	932	.438	168	205	.820	45	184	229	188	152	1	74	133	30	1134	17.2
Cuttino Mobley (Sac)	43	1662	280	636	.440	113	136	.831	34	132	166	146	103	0	51	92	21	765	17.8
Brad Miller	56	2089	319	609	.524	233	287	.812	139	382	521	220	181	4	69	82	68	876	15.6
Kenny Thomas (Tot)	73	2167	367	781	.470	173	227	.762	184	351	535	152	227	3	67	131	17	908	12.4
Kenny Thomas (Sac)	26	823	150	305	.492	78	108	.722	78	149	227	75	76	0	27	48	11	378	14.5
Bobby Jackson	25	536	109	255	.427	50	58	.862	23	62	85	59	58	1	14	28	2	301	12.0
Corliss Williamson (Tot)	72	1527	273	584	.467	195	244	.799	104	155	259	78	218	3	38	86	15	741	10.3
Corliss Williamson (Sac)	24	471	79	167	.473	65	79	.823	31	50	81	35	74	2	12	26	3	223	9.3
Darius Songaila	81	1668	257	488	.527	94	111	.847	125	219	344	114	206	2	51	70	18	608	7.5
Doug Christie*	31	996	83	204	.407	50	56	.893	29	94	123	153	61	0	43	68	13	226	7.3
Maurice Evans	65	1233	165	373	.442	59	78	.756	88	113	201	45	104	1	37	34	8	416	6.4
Eddie House (Tot)	68	891	165	366	.451	23	27	.852	16	67	83	96	65	0	44	35	6	397	5.8
Eddie House (Sac)	50	550	98	214	.458	13	14	.929	14	47	61	67	39	0	18	22	3	237	4.7
Brian Skinner (Tot)	49	941	104	205	.507	25	70	.357	107	173	280	43	102	0	31	40	49	233	4.8
Brian Skinner (Sac)	25	695	82	148	.554	20	53	.377	84	134	218	38	73	0	26	27	43	184	7.4
Matt Barnes	43	715	62	151	.411	35	58	.603	49	84	133	57	80	0	30	45	7	164	3.8
Kevin Martin	45	455	45	117	.385	36	55	.655	29	29	58	22	35	0	16	24	3	131	2.9
Michael Bradley*	8	48	8	12	.667	2	6	.333	5	6	11	2	8	0	0	3	0	18	2.3
Greg Ostertag	56	556	37	84	.440	13	38	.342	55	112	167	37	88	1	7	24	40	87	1.6
Erik Daniels	21	72	6	18	.333	0	0	---	7	11	18	4	7	0	2	6	0	13	0.6
Kings	82	19855	3203	6978	.459	1577	2004	.787	1023	2455	3478	2005	1685	14	674	1073	316	8505	103.7
Opponents	82	19855	3186	6941	.459	1485	2011	.738	1102	2532	3634	1766	1762	9	622	1204	365	8328	101.6

3-Pt. FG: Sacramento Kings 522-1396 (.374); Stojakovic 174-433 (.402); Bibby 131-364 (.360); Mobley 92-217 (.424)SAC, 150-342 (.439)TOT; Jackson 33-96 (.344); House 28-62 (.452)SAC, 44-97 (.454)TOT; Evans 27-82 (.329); Webber 11-29 (.379); Christie 10-39 (.256); Barnes 5-22 (.227); Martin 5-25 (.200); Miller 5-19 (.263); Daniels 1-2 (.500); Thomas 0-1 SAC, 1-5 (.200)TOT; Skinner 0-1 TOT; Ostertag 0-2; Williamson 0-2 TOT; Songaila 0-3. Opponents 471-1318 (.357).

* Did not finish season with team

2004-05 PLAYOFFS

Second Place in Pacific Division
First Round (1-4)

April 23	Sacramento 82	@	Seattle	87
April 26	Sacramento 93	@	Seattle	105
April 29	Sacramento 116	vs.	Seattle	104
May 1	Sacramento 102	vs.	Seattle	115
May 3	Sacramento 118	@	Seattle	122

TEAM NOTES

- Kings finished second tin the Pacific Division, compiling a 50-32 regular season record. It marked the fifth straight season in which the team had won 50 or more games. Sacramento advanced to the postseason for the seventh consecutive season.
- Head Coach Rick Adelman earned his 700th coaching victory with the Kings' 112-93 win versus Portland (3/22/05), becoming the 15th NBA coach to reach the milestone.

2004-05 GAME-BY-GAME

G	DATE	SCORE	W/L	+/-	OPPONENT	W/L	REC	KINGS HI. SCORER/REBOUNDER		OPP.
HI. SCORER/REBOUNDER					ATT					
1	11/2	98-107		-9	@Dallas	L	0-1	Miller-24/Webber-10	Nowitzki-33/Nowitzki-10	20,041
2	11/3	85-101		-16	@San Antonio	L	0-2	Bibby-23/Webber-9	Duncan-30/Duncan-14	18,797
3	11/6	101-104*		-3	@Houston	L	0-3	Bibby-31/Webber-13	Yao-33/McGrady-13	18,003
4	11/9	108-92		+16	Toronto	W	1-3	Miller,Webber-21/Miller-12	Alston,Rose-15/Woods-11	17,317
5	11/10	78-108		-30	@Seattle	L	1-4	Miller-17/Miller-9	Allen-20/Fortson-13	14,355
6	11/13	113-111		+2	@Phoenix	W	2-4	Webber-28/Webber-10	Nash,Stoudemire-29/Marion-15	18,422
7	11/14	101-89		+12	Denver	W	3-4	Miller-26/Miller,Webber-9	Anthony-28/Elson-8	17,317
8	11/16	113-106		+7	Chicago	W	4-4	Stojakovic-29/Webber-13	Piatkowski-24/Chandler-14	17,317
9	11/19	107-105		+2	Memphis	W	5-4	Webber-31/Webber-12	Swift-23/Gasol-18	17,317
10	11/21	88-79		+9	Milwaukee	W	6-4	Stojakovic-21/Webber-14	Redd-16/Gadzuric-13	17,317
11	11/23	102-96		+6	Houston	W	7-4	Stojakovic-22/Bibby-9	Yao-29/Taylor-10	17,317
12	11/26	109-106		+3	@LA Lakers	W	8-4	Stojakovic-26/Webber-16	Bryant-40/Odom-14	18,997
13	11/28	110-121		-11	Minnesota	L	8-5	Webber-25/Webber-10	Garnett-28/Garnett-16	17,317
14	11/30	98-93		+5	@Memphis	W	9-5	Stojakovic-29/Webber-11	Miller-25/Gasol-13	14,192
15	12/1	94-81		+13	@New Orleans	W	10-5	Miller-24/Bibby,Webber-7	Wesley-18/Lynch-10	12,133
16	12/3	113-87		+26	Indiana	W	11-5	Webber-29/Miller-13	Tinsley-21/Croshere,Gill,Edw-5	17,317
17	12/5	119-105		+14	Boston	W	12-5	Stojakovic-27/Miller,Webber-10	Blount-18/LaFrentz-14	17,317
18	12/7	109-92		+17	Charlotte	W	13-5	Stojakovic-30/Stojakovic-12	S. Smith-16/Okafor-15	17,317
19	12/10	105-113		-8	@Minnesota	L	13-6	Webber-25/Miller-9	Garnett-35/Garnett-18	19,101
20	12/11	97-92*		+5	@Indiana	W	14-6	Webber-26/Miller-13	Croshere-21/Foster-18	17,091
21	12/14	89-86		+3	@Milwaukee	W	15-6	Bibby-27/Miller-11	Mason-23/Gadzuric-8	13,687
22	12/16	99-115		-16	LA Lakers	L	15-7	Jackson,Webber-20/Songaila-10	Bryant-31/Mihm-8	17,317
23	12/19	107-71		+36	New Orleans	W	16-7	Stojakovic-21/Songaila-11	Brown,Dickau-14/Andersen-7	17,317
24	12/21	104-93		+13	Washington	W	17-7	Stojakovic-26/Webber-10	Arenas-22/Jamison-8	17,317
25	12/23	107-109		-2	Miami	L	17-8	Webber-26/Ostertag-10	O'Neal-25/Haslem-12	17,317
26	12/26	94-98		-4	Golden State	L	17-9	Webber-28/Miller-13	Richardson-26/Murphy-13	17,317
27	12/31	109-102		+7	@Utah	W	18-9	Stojakovic-26/Miller-10	Boozer-25/Boozer,Harpring-10	19,911
28	1/2	86-81		+5	San Antonio	W	19-9	Stojakovic-28/Webber-13	Ginobili-18/Nesterovic-12	17,317
29	1/4	105-98		+7	@New York	W	20-9	Webber-22/Webber-11	Marbury-26/Mohammed-11	19,763
30	1/5	93-96		-3	@Toronto	L	20-10	Bibby-32/Miller-19	Bosh-23/Araujo-14	18,288
31	1/7	100-97		+3	@Atlanta	W	21-10	Bibby-31/Webber-8	Harrington-22/Walker-11	13,626
32	1/8	117-121*		-4	@New Orleans	L	21-11	Stojakovic-37/Miller-16	B. Davis-26/Brown-14	14,635
33	1/11	109-100		+9	Denver	W	22-11	Stojakovic-27/Miller,Songaila-8	Martin-17/Camby-11	17,317
34	1/13	107-93		+14	Utah	W	23-11	Stojakovic-27/Webber-15	Harpring-16/Boozer-9	17,317
35	1/15	99-95		+4	LA Clippers	W	24-11	Webber-36/Webber-10	Brand-25/Brand-14	17,317
36	1/17	89-83		+6	@LA Clippers	W	25-11	Webber-23/Webber-14	Brand-24/Kaman-15	17,139
37	1/18	113-107*		+6	Portland	W	26-11	Webber-32/Webber-13	Van Exel-30/Przybilla-22	17,317
38	1/20	123-96		+27	Cleveland	W	27-11	Webber-27Webber-13	James-18Ilgauskas-11	17,317
39	1/23	73-103		-30	San Antonio	L	27-12	Bibby-13/Miller-14	Duncan-23/Duncan-13	17,317
40	1/25	113-93		+20	New Jersey	W	28-12	Miller-31/Miller-12	Carter-23/Krstic-7	17,317
41	1/27	80-90		-10	@San Antonio	L	28-13	Miller-19/Webber-8	Ginobili-25/Duncan-12	18,797
42	1/28	117-111*		+6	@Houston	W	29-13	Webber-30/Miller-14	McGrady-30/Yao-9	18,191
43	1/30	94-84		+10	@Minnesota	W	30-13	Miller-27/Miller-15	Garnett-21/Garnett-13	18,722
44	2/1	101-106		-5	Seattle	L	30-14	Bibby-25/Barnes-8	Lewis-24/Evans-15	17,317
45	2/2	111-107*		+4	@Golden State	W	31-14	Miller-38/Miller-17	Richardson-37/Najera-11	17,347
46	2/4	116-115		+1	New York	W	32-14	Bibby-40/Miller-9	Marbury-37/K. Thomas-17	17,317
47	2/5	108-114		-6	@Portland	L	32-15	Bibby-35/Webber-13	Stoudmre-30/Randolph,Przy-12	19,002
48	2/8	123-125		-2	Phoenix	L	32-16	Bibby-27/Miller,Webber-10	Nash-33/Marion-16	17,317
49	2/10	107-115		-8	@Seattle	L	32-17	Stojakovic-28/Webber-9	Allen-34/Evans-12	16,629
50	2/11	113-115		-2	Dallas	L	32-18	Bibby-25/Webber-11	Nowitzki-27/Dampier-8	17,317
51	2/13	104-100		+4	@Boston	W	33-18	Bibby-27/Webber-17	LaFrentz-25/LaFrentz-9	14,252
52	2/15	102-107		-5	@Chicago	L	33-19	Miller-23/Miller, Webber-9	Curry-25/Curry-12	21,789
53	2/16	85-96		-11	@New Jersey	L	33-20	Bibby-25/Webber-10	Carter-21/Collins-13	12,227
54	2/22	114-104		+10	Atlanta	W	34-20	Webber-30/Miller-14	Harrington-25/J. Smith-10	17,317
55	2/24	113-122		-9	@Dallas	L	34-21	Bibby,Mobley-26/Miller-15	Nowitzki-34/Nowitzki-11	20,377
56	2/26	101-99		+2	@Philadelphia	W	35-21	Bibby-19/Thomas-10	Iverson-27/Webber,Dalembt-11	21,068
57	2/27	110-108		+2	@Washington	W	36-21	Bibby-38/Thomas-12	Arenas-43/Brown-10	20,173
58	3/1	87-94		-7	@Charlotte	L	36-22	Williamson-18/Skinner-16	Brezec-19/Okafor-13	11,790
59	3/2	111-114		-3	@Orlando	L	36-23	Stojakovic-28/Songaila-7	Francis-29/Howard-16	13,568
60	3/4	83-104		-21	@Miami	L	36-24	Bibby-22/Skinner-11	Wade-22/Haslem-13	20,122
61	3/6	100-85		+15	Detroit	W	37-24	Bibby,Thomas-19/Skinner-12	R. Wallace-19/B. Wallace-14	17,317
62	3/8	85-82		+3	Memphis	W	38-24	Bibby-26/Evans-14	Cardinal-15/Miller-8	17,317
63	3/11	113-112		+1	LA Clippers	W	39-24	Bibby-28/Skinner,Thomas-9	Maggette-26/Kaman,Magtte-10	17,317
64	3/13	96-111		-15	Houston	L	39-25	Stojakovic-21/Skinner-11	McGrady-22/McGrady-12	17,317
65	3/15	105-94		+11	Orlando	W	40-25	Stojakovic-27/Skinner,Thomas-11	Francis-25/Cato-12	17,317
66	3/17	97-100		-3	@Golden State	L	40-26	Mobley-28/Skinner-11	Richardson-40/Murphy-13	17,836
67	3/19	111-107*		+4	@LA Clippers	W	41-26	Mobley,Stojakovic-24/Skinner-9	Maggette-28/Maggette-12	19,816
68	3/20	94-104		-10	Golden State	L	41-27	Bibby-24/Songaila-9	Murphy-29/Murphy-14	17,317
69	3/22	112-93		+19	Portland	W	42-27	Thomas-24/Thomas-9	Abdur-Rahim-27/Przybilla-21	17,317
70	3/24	109-101		+8	Dallas	W	43-27	Stojakovic-38/Stojakovic-9	Nowitzki-35/Howard-10	17,317
71	3/26	99-113		-14	@Denver	L	43-28	Stojakovic-24/Skinner-8	Anthony-28/Najera-11	19,729
72	3/28	118-109		+9	Philadelphia	W	44-28	Mobley-30/Skinner-19	Iverson-34/Dalembert-16	17,317
73	3/30	82-99		-17	@Detroit	L	44-29	Bibby-26/Thomas-11	Hamilton-24/B. Wallace-14	22,076
74	4/1	128-109		+19	@Cleveland	W	45-29	Bibby,Mobly,Stoj-22/Evns,Thms-8	James-35/James-8	20,562
75	4/3	100-112		-12	Minnesota	L	45-30	Stojakovic-25/Thomas-16	Garnett-30/Garnett-13	17,317
76	4/5	122-101		+21	Seattle	W	46-30	Stojakovic-24/Thomas-8	Allen-23/Evans-12	17,317
77	4/8	119-115		+4	@Portland	W	47-30	Stojakovic-35/Skinner-16	Abdur-Rahim,Miles-23/Przy-15	17,539
78	4/10	124-105		+19	LA Lakers	W	48-30	Thomas-32/Thomas-14	Bryant-18/Butler,Grant-5	17,317
79	4/15	115-106		+9	@LA Lakers	W	49-30	Bibby-26/Thomas-9	Butler-34/Walton-12	18,997
80	4/16	98-116		-18	@Phoenix	L	49-31	House-17/Ostertag, Thomas-8	Stoudemire-38/Stoudemire-9	18,422
81	4/18	82-92		-10	@Utah	L	49-32	Bibby-26/Songaila-11	Harpring-24/Harpring-13	18,603
82	4/20	132-107		+25	Phoenix	W	50-32	Mobl,Song,Willsn-19/Ostertag-10	Stoudemire-30/Stoudemire-11	17,317

* = OT

2005-06 SACRAMENTO KINGS



Front row — from left to right, Owner Gavin Maloof, Francisco Garcia, Ron Artest, Brad Miller, Shareef Abdur-Rahim, Kenny Thomas, Corliss Williamson, Owner Joe Maloof. Middle row — from left to right, Assistant Coach/Scout Bubba Burrage, Assistant Coach Elston Turner, Assistant Coach T.R. Dunn, Head Coach Rick Adelman, Jason Hart, Ronnie Price, Mike Bibby, Bonzi Wells, Assistant Coach Pete Carril, Trainer Pete Youngman, President of Basketball Operations Geoff Petrie, Vice President of Basketball Operations Wayne Cooper. Back row –– from left to right, Jamal Sampson, Sergei Monia, Kevin Martin, Vitaly Potapenko.

FINAL STATISTICS

PLAYER	G.	MIN.	FGM	FGA	PCT.	FTM	FTA	PCT.	OFF.	DEF.	TOT.	AST.	PF	DQ	STL.	TO	BLK.	PTS.	AVG.
Mike Bibby	82	3167	597	1382	.432	342	403	.849	29	211	240	444	169	0	82	199	10	1728	21.1
Ron Artest (Tot)	56	2207	350	867	.404	206	305	.675	75	211	286	203	164	1	122	131	41	984	17.6
Ron Artest (Sac)	40	1604	241	630	.383	132	184	.717	49	159	208	168	119	1	80	88	30	674	16.9
Peja Stojakovic*	31	1147	171	424	.403	98	105	.933	34	131	165	68	82	2	19	51	2	511	16.5
Brad Miller	79	2923	434	877	.495	280	338	.828	122	493	615	374	234	1	61	180	62	1182	15.0
Bonzi Wells	52	1684	284	613	.463	129	190	.679	142	259	401	144	156	0	94	126	25	707	13.6
Shareef Abdur-Rahim	72	1961	332	632	.525	218	278	.784	106	251	357	149	227	1	48	108	42	887	12.3
Kevin Martin	72	1913	262	546	.480	188	222	.847	58	203	261	97	138	0	55	81	9	778	10.8
Kenny Thomas	82	2293	305	604	.505	138	204	.676	199	419	618	168	196	1	72	135	39	748	9.1
Francisco Garcia	67	1301	130	325	.400	78	101	.772	39	146	185	94	135	0	41	75	47	377	5.6
Corliss Williamson	37	362	43	103	.417	38	49	.776	21	46	67	14	56	0	7	30	4	126	3.4
Jason Hart	66	818	86	221	.389	37	56	.661	12	59	71	70	85	0	31	43	5	218	3.3
Sergei Monia (Tot)	26	343	29	87	.333	10	14	.714	11	41	52	19	41	0	7	12	5	77	3.0
Sergei Monia (Sac)	3	7	0	2	.000	2	2	1.000	0	1	1	0	0	0	1	0	0	2	0.7
Vitaly Potapenko (Tot)	33	353	37	71	.521	10	17	.588	27	37	64	9	50	0	2	16	2	84	2.5
Vitaly Potapenko (Sac)	9	32	5	7	.714	0	0	---	1	1	2	2	6	0	0	2	0	10	1.1
Brian Skinner*	38	429	38	69	.551	12	27	.444	30	71	101	17	54	0	11	18	20	88	2.3
Ronnie Price	29	150	21	58	.362	12	12	1.000	5	10	15	11	10	0	6	10	0	60	2.1
Jamal Sampson	12	39	5	7	.714	0	2	.000	5	13	18	5	5	0	0	0	4	10	0.8
Kings	82	19830	2954	6500	.454	1704	2173	.784	852	2473	3325	1825	1672	6	608	1199	299	8106	98.9
Opponents	82	19830	3053	6726	.454	1412	1891	.747	953	2503	3456	1733	1886	21	656	1199	403	7980	97.3

3-Pt. FG: Sacramento Kings 494-1408 (.351); Bibby 192-497 (.386); Stojakovic* 71-179 (.397); Martin 66-179 (.369); Artest 60-199 (.302)SAC, 78-253 (.308)TOT; Garcia 39-137 (.285); Miller 34-88 (.386); Wells 10-45 (.222); Hart 9-31 (.290); Price 6-27 (.222); Abdur-Rahim 5-22 (.227); Williamson 2-2 (1.000); Thomas 0-1; Monia 0-1 SAC, 9-34 (.265)TOT. Opponents 462-1316 (.351).

* Did not finish season with team

2005-06 PLAYOFFSS

Fourth Place in Pacific Division
First Round (2-4)

April 22	Sacramento 88	@	San Antonio	122
April 25	Sacramento 119	@	San Antonio	128 OT
April 28	Sacramento 94	vs.	San Antonio	93
April 30	Sacramento 102	vs.	San Antonio	84
May 2	Sacramento 98	@	San Antonio	109
May 5	Sacramento 83	vs.	San Antonio	105

TEAM NOTES

- Kings finished fourth in the Pacific Division, compiling a 44-38 regular season record. Sacramento advanced to the postseason for the eighth consecutive season, setting a new franchise record for consecutive playoff appearances.
- Sacramento went 25-11 after starting the season 19-27. After acquiring Ron Artest from Indiana for Peja Stojakovic on January 26, the Kings posted a 26-14 record, including 15-3 at ARCO Arena.

2005-06 GAME-BY-GAME

G	DATE	SCORE	W/L	+/-	OPPONENT	W/L	REC	KINGS HI. SCORER	REBOUNDER	OPP. ATT
1	11/1	67-93		-26	@ NO/Okla. City	L	0-1	Stojakovic-18	Abdur-Rahim-8	Brown-20	West-11	19,163
2	11/2	89-98		-9	@ Houston	L	0-2	Wells-22	Wells-18	Barry-24	Yao-10	16,457
3	11/6	118-117		+1	@ Phoenix	W	1-2	Stojakovic-33	Abdur-Rahim-12	Barbosa-23	Marion-14	17,298
4	11/8	88-102		-14	Detroit	L	1-3	Wells-16	Bibby,Miller-6	Prince-25	B.Wallace-14	17,317
5	11/9	91-107		-16	@ Denver	L	1-4	Stoj.-26	Abdur-Rahim,Stoj.-7	Camby-20	Camby-11	12,371
6	11/11	101-85		+16	Denver	W	2-4	Stoj.-23	Abdur-Rahim,Miller-9	Camby-20	Camby-17	17,317
7	11/13	95-105		-10	New York	L	2-5	Stojakovic-31	Abdur-Rahim-13	Frye-19	Curry-8	17,317
8	11/15	119-83		+36	Utah	W	3-5	Bibby-25	Wells-11	Palacio-19	Whaley-7	17,317
9	11/18	103-82		+21	Milwaukee	W	4-5	Stojakovic-19	Miller-8	Smith-21	Magloire-14	17,317
10	11/20	104-106		-2	@ Seattle	L	4-6	Bibby,Stojakovic-25	Wells-11	Allen-28	Collison-9	16,113
11	11/21	93-96		-3	San Antonio	L	4-7	Bibby-33	Wells-14	Parker-23	Duncan-19	17,317
12	11/23	114-105		+9	New Jersey	W	5-7	Bibby-25	Wells-9	Jackson-21	Jackson-9	17,317
13	11/25	106-104		+2	Toronto	W	6-7	Bibby-25	Wells-9	Bosh-22	Peterson-9	17,317
14	11/29	110-92		+18	Charlotte	W	7-7	Bibby-25	Abdur-Rahim-9	Rush-15	Brezec-12	17,317
15	11/30	106-113		-7	@ Golden State	L	7-8	Wells-23	Thomas,Wells-8	Richardson-33	Foyle-13	19,279
16	12/2	87-98		-11	Miami	L	7-9	Miller-18	Miller-15	Wade-27	Haslem-8	17,317
17	12/4	77-85		-8	Minnesota	L	7-10	Bibby-14	Miller-8	Szczerbiak-18	Garnett-10	17,317
18	12/6	97-102		-5	Cleveland	L	7-11	Abdur-Rahim-25	Wells-12	James-30	Gooden,Ilgauskas-7	17,317
19	12/8	95-106		-11	Houston	L	7-12	Bibby-24	Miller-8	McGrady-28	Yao-9	17,317
20	12/10	123-104		+19	@ Seattle	W	8-12	Wells-31	Wells-8	Allen-24	Evans,Wilkins-6	15,982
21	12/11	110-100		+10	NO/Okla. City	W	9-12	Ab.-Rah.,Stoj.,Wells-23	Ab.-R.-11	Paul-18	Brown-8	17,317
22	12/13	93-91		+2	@ Minnesota	W	10-12	Wells-20	Wells-7	Szczerbiak-25	Madsen-10	13,989
23	12/14	98-109		-11	@ Detroit	L	10-13	Miller-16	Miller-9	Hamilton-36	B.Wallace-17	22,076
24	12/17	89-90		-1	@ San Antonio	L	10-14	Abdur-Rahim-25	Miller-13	Parker-25	Duncan-14	18,797
25	12/19	103-106*		-3	@ Charlotte	L	10-15	Abdur-Rahim-32	Miller-12	Brezec-26	Okafor-12	14,155
26	12/22	95-105		-10	Dallas	L	10-16	Bibby-22	Abdur-Rahim-8	Nowitzki-37	Howard-13	17,317
27	12/26	92-105		-13	Portland	L	10-17	Stojakovic-19	Miller-12	Randolph-22	Randolph-9	17,317
28	12/27	110-93		+17	@ L.A. Clippers	W	11-17	Bibby-38	Miller-10	Brand-25	Kaman-11	18,151
29	12/30	116-112		+4	Boston	W	12-17	Bibby-33	Miller-10	Davis-33	Jefferson-8	17,317
30	1/3	98-111		-13	Philadelphia	L	12-18	Miller-36	Thomas-14	Iguodala-22	Webber-16	17,317
31	1/6	118-114		+4	L.A. Clippers	W	13-18	Bibby-32	Stojakovic-13	Cassell-28	Brand,Kaman-13	17,317
32	1/8	83-108		-25	Indiana	L	13-19	Thomas-21	Skinner-9	Jackson-31	Foster-10	17,317
33	1/10	85-99		-14	@ Memphis	L	13-20	Bibby-26	Thomas-10	Gasol-27	Miller-10	14,081
34	1/11	88-80		+8	@ Houston	W	14-20	Bibby,Williamson-19	Miller-11	Howard-24	Mutombo-18	12,252
35	1/13	76-90		-14	@ NO/Okla. City	L	14-21	Miller-18	Thomas-11	West-19	Paul-8	11,343
36	1/15	104-100		+4	Orlando	W	15-21	Bibby-42	Miller-12	Nelson-29	Howard-19	17,317
37	1/17	119- 90		+29	Phoenix	W	16-21	Martin-25	Thomas-15	Marion-25	Diaw-10	17,317
38	1/19	118-109*		+8	L.A. Lakers	W	17-21	Bibby-40	Thomas-12	Bryant-51	Odom-10	17,317
39	1/21	78-83*		-10	@ Orlando	L	17-22	Bibby-17	Miller-11	Turkoglu-22	Howard-15	15,766
40	1/22	99-119		-20	@ Miami	L	17-23	Stojakovic-19	Thomas-10	O'Neal-27	Hasl.,O'Neal,Wade-6	20,071
41	1/24	103-109		-6	@ Philadelphia	L	17-24	Bibby-44	Thomas-13	Iverson-41	Dalembert,Web.-13	13,451
42	1/25	106-102*		+4	@ New York	W	18-24	Bibby-35	Miller-15	Marbury-22	Taylor-12	18,106
43	1/27	74-84		-10	@ Boston	L	18-25	Miller-22	Thomas-12	Pierce-18	Perkins-11	18,624
44	1/29	123-124*		-1	@ Toronto	L	18-26	Bibby-42	Thomas-11	Peterson-23	Peterson-10	16,573
45	1/31	98-91		+7	Denver	W	19-26	Martin-25	Wells-14	Anthony-24	Camby-13	17,317
46	2/3	79-89		-10	@ Utah	L	19-27	Artest-20	Wells-10	Kirilenko-24	Kirilenko-11	19,113
47	2/5	96-78		+18	Utah	W	20-27	Bibby-23	Thomas-9	Okur-25	Kirilenko,Okur-8	17,317
48	2/7	104-96		+8	Memphis	W	21-27	Martin,Miller-22	Miller-10	Jackson-24	Battier-10	17,317
49	2/9	98-80		+18	Chicago	W	22-27	Martin-23	Martin-8	Nocioni,Song.-14	Chandler-16	17,317
50	2/10	104-112		-8	@ Phoenix	L	22-28	Artest-28	Thomas-11	Nash-24	Thomas-9	18,422
51	2/12	109-84		+25	Atlanta	W	23-28	Artest,Martin-20	Thomas-10	Childr.,John.-13	Batis.,Pach.-6	17,317
52	2/14	105-101*		+4	@ Chicago	W	24-28	Bibby-31	Artest-14	Gordon-30	Chandler-15	19,591
53	2/15	78-84		-6	@ Memphis	L	24-29	Martin-14	Thomas-12	Gasol-24	Wright-9	14,541
54	2/21	102-77		+25	Golden State	W	25-29	Miller-17	Thomas-13	Pietrus-16	Biedrins-8	17,317
55	2/23	85-106		-21	@ L.A. Lakers	L	25-30	Bibby-25	Thomas-13	Bryant-36	George-9	18,997
56	2/27	115-91		+24	Portland	W	26-30	Martin-25	Thomas-11	Skinner-17	Khryapa,Skinner-7	17,317
57	3/1	97-90		+7	@ Cleveland	W	27-30	Thomas-22	Thomas-10	James,Ilga.,Murray-19	James-7	17,363
58	3/3	102-93		+9	@ Atlanta	W	28-30	Miller-24	Miller-10	Harrington-23	Harrington-10	15,200
59	3/5	107-117		-10	@ Washington	L	28-31	Artest-30	Thomas-11	Jamison-31	Haywood,Jam.-8	19,612
60	3/6	109-84		+25	@ New Jersey	W	29-31	Bibby-29	Wells-10	Carter-21	Collins-10	15,749
61	3/8	123-116		+7	@ Milwaukee	W	30-31	Bibby-36	Thomas-12	Redd-32	Magloire-7	14,024
62	3/10	105-93		+12	Memphis	W	31-31	Artest-30	Thomas-10	Gasol-26	Gasol-12	17,317
63	3/12	85-80		+5	Dallas	W	32-31	Miller-17	Miller-10	Nowitzki-24	Nowitzki-13	17,317
64	3/14	114-98		+16	L.A. Lakers	W	33-31	Bibby-29	Miller-11	Bryant-30	Brown-8	17,317
65	3/17	93-98		-5	@ Indiana	L	33-32	Bibby-22	Wells-17	Granger-23	Foster-16	18,345
66	3/19	89-95		-6	@ Minnesota	L	33-33	Bibby-35	Thomas-13	Garnett-37	Garnett-10	18,207
67	3/21	105-96		+9	Seattle	W	34-33	Artest-34	Miller-14	Allen-23	Wilcox-19	17,317
68	3/22	80-87		-7	@ L.A. Lakers	L	34-34	Artest-18	Artest,Miller-10	Bryant-28	Brown-12	18,997
69	3/25	91-89		+2	@ Utah	W	35-34	Bibby-24	Thomas,Wells-8	Boozer-19	Boozer-16	17,867
70	3/26	83-90		-7	Golden State	L	35-35	Abdur-Rahim-24	Thomas-11	Foyle-18	Murphy-13	17,317
71	3/28	84-97		-13	Washington	L	35-36	Bibby-20	Thomas-9	Butler-23	Butler-9	17,317
72	3/29	106-90		+16	@ Portland	W	36-36	Miller-24	Thomas-8	Khryapa-18	Przybilla-12	15,167
73	3/31	96-93		+3	@ Golden State	W	37-36	Wells-22	Thomas,Wells-9	Dunleavy-24	Murphy-12	20,011
74	4/2	106-96		+10	L.A. Clippers	W	38-36	Artest-26	Miller-9	Cassell,Kaman-20	Brand-13	17,317
75	4/4	101-127		-26	@ Dallas	L	38-37	Wells-30	Wells-7	Nowitzki-29	Dampier,Howard-8	20,128
76	4/5	97-87		+10	@ San Antonio	W	39-37	Bibby-31	Thomas-10	Parker-16	Mohammed-9	18,797
77	4/7	96-93		+3	@ L.A. Clippers	W	40-37	Bibby-30	Wells-10	Mobley-19	Kaman-15	18,735
78	4/9	86-77		+9	Houston	W	41-37	Miller-30	Wells-12	Howard-22	Yao-12	17,317
79	4/11	110-123		-13	Phoenix	L	41-38	Artest,Bibby,Miller-23	Miller-10	Bell-25	Marion-8	17,317
80	4/15	100-82		+18	@ Denver	W	42-38	Bibby-23	Thomas-13	Patterson-20	Camby-17	18,209
81	4/16	96-79		+17	NO/Okla. City	W	43-38	Bibby-23	Thomas-9	Paul-12	Bass-7	17,317
82	4/18	111-105		+6	Seattle	W	44-38	Wells-23	Thomas-18	Allen-26	Collison-11	17,317

* = OT

2006-07 SACRAMENTO KINGS

Front row — from left to right, Head Coach Eric Musselman, Francisco Garcia, Ron Artest, Brad Miller, Shareef Abdur-Rahim, Corliss Williamson, Assistant Coach T.R. Dunn, Assistant Coach Scott Brooks. Middle row — from left to right, Assistant Coach Mark Hughes, Team Video Coordinator Bubba Burrage, Assistant Coach Jason Hamm, Assistant Coach Brendan O'Connor, Ronnie Price, Quincy Douby, Mike Bibby, John Salmons, Strength & Conditioning Coach Daniel Shapiro, Athletic Trainer Pete Youngman, President of Basketball Operations Geoff Petrie, Vice President of Basketball Operations Wayne Cooper. Back row -- from left to right, Justin Williams, Kevin Martin, Vitaly Potapenko. Not pictured: Kenny Thomas

FINAL STATISTICS

PLAYER	G.	MIN.	FGM	FGA	PCT.	FTM	FTA	PCT.	OFF.	DEF.	TOT.	AST.	PF	DQ	STL.	TO	BLK.	PTS.	AVG.
Kevin Martin	80	2818	505	1067	.473	481	570	.844	69	273	342	173	181	1	98	135	11	1618	20.2
Ron Artest	70	2641	458	1040	.440	307	415	.740	102	352	454	235	205	1	149	146	43	1316	18.8
Mike Bibby	82	2784	471	1166	.404	288	347	.830	39	224	263	388	139	0	88	197	6	1403	17.1
Shareef Abdur-Rahim	80	2015	310	654	.474	170	234	.726	122	276	398	109	243	3	53	116	40	793	9.9
Corliss Williamson	68	1337	236	463	.510	148	207	.715	63	158	221	39	183	1	29	97	15	620	9.1
Brad Miller	63	1783	224	494	.453	115	149	.772	79	322	401	224	155	0	38	108	39	568	9.0
John Salmons	79	2135	236	517	.456	159	204	.779	47	217	264	254	177	2	73	119	27	671	8.5
Francisco Garcia	79	1410	163	380	.429	95	114	.833	53	152	205	87	190	2	45	70	43	474	6.0
Kenny Thomas	62	1412	146	303	.482	39	76	.513	134	243	377	76	141	2	43	90	16	331	5.3
Justin Williams	26	333	54	88	.614	23	63	.365	51	64	115	2	51	0	5	15	16	131	5.0
Ronnie Price	58	563	67	172	.390	37	55	.673	15	56	71	48	64	0	28	33	4	192	3.3
Jason Hart*	13	100	15	30	.500	10	11	.909	2	13	15	10	23	2	3	4	0	43	3.3
Quincy Douby	42	359	48	126	.381	11	15	.733	11	26	37	15	21	0	15	15	4	119	2.8
Maurice Taylor*	12	103	8	28	.286	8	13	.615	10	18	28	5	16	0	4	6	1	24	2.0
Vitaly Potapenko	3	13	0	4	.000	0	0	---	0	2	2	0	3	0	0	2	0	0	0.0
Kings	82	19805	2941	6532	.450	1891	2473	.765	797	2396	3193	1665	1792	14	671	1194	265	8303	101.3
Opponents	82	19805	3147	6671	.472	1600	2115	.757	907	2648	3555	1840	1990	16	572	1335	405	8451	103.1

3-Pt. FG: Sacramento Kings 530-1513 (.350); Bibby 173-481 (.360); Martin 127-333 (.381); Artest 93-260 (.358); Garcia 53-149 (.356); Salmons 40-112 (.357); Price 21-65 (.323); Douby 12-50 (.240); Miller 5-33 (.152); Abdur-Rahim 3-20 (.150); Hart 3-6 (.500); Williamson 0-2; Thomas 0-1; Williams 0-1. Opponents 557-1524 (.365).

* Did not finish season with team

TEAM NOTES

- Kings finished fifth in the Pacific Division, compiling a 33-49 regular season record. Sacramento's eight consecutive seasons of advancing to the playoffs ended.

- Sacramento led the league in free throw attempts per game (30.2) and free throws attempted (2,473). The Kings were also ranked third in the NBA in steals per game (8.18 spg), fourth in forcing turnovers (16.3 tpg) and fifth in points off turnovers (18.7 ppg).

- Kevin Martin finished second in the voting for the NBA's Most Improved Player behind Golden State's Monta Ellis. Martin led the Kings in scoring (20.2 ppg), field goals made (505), three-point percentage (.381), free throws made (481) and attempted (570). His 481 free throws made set a new Sacramento era record for most free throws made in a single season and his 570 attempts is second-best in the Sacramento era. Martin made 18 free throws at Indiana on 2/25/07, setting a new Sacramento era record for most free throws made in a game.

- Mike Bibby dished out his 4,000th career assist on 1/20/07 at Detroit, becoming the 61st player in the NBA to record 10,000 points and 4,000 assists in a career. Bibby set a new franchise record with nine three-pointers on 3/25/07 vs. Phoenix.

2006-07 GAME-BY-GAME

G	DATE	SCORE	W/L	+/-	OPPONENT	W/L	REC	KINGS HI. SCORER	HI. REBOUNDER	OPP. ATT
1	11/1	83-92		-9	@ Minnesota	L	0-1	Martin-23/Artest-12	Garnett-24/Garnett-12	19,356
2	11/3	89-88		+1	@ Chicago	W	1-1	Martin-30/Artest-13	Deng-29/Wallace-13	22,454
3	11/4	91-104		-13	@ Milwaukee	L	1-2	Salmons-18/Thomas-7	Redd-26/Bogut-8	18,717
4	11/6	93-81		+12	Minnesota	W	2-2	Artest-22/Thomas-11	James-23/Blount,Garnett-10	17,317
5	11/8	99-86		+13	Detroit	W	3-2	Martin-30/Thomas-15	Billups-25/Wallace-15	17,317
6	11/12	107-92		+15	Toronto	W	4-2	Martin-26/Artest-10	Bosh-19/Bosh-7	17,317
7	11/15	115-111		+4	Memphis	W	5-2	Bibby-32/Abdur-Rahim-13	Atkins-27/Miller,Roberts-8	17,317
8	11/16	105-117		-12	@ Golden State	L	5-3	Martin-26/Artest-12	Davis-36/Biedrins-16	17,821
9	11/19	99-108		-9	San Antonio	L	5-4	Artest-22/Abdur-Rahim-12	Duncan-35/Duncan-14	17,317
10	11/22	101-110		-9	Utah	L	5-5	Martin-24/Martin,Ab.-Rah.-8	Boozer-32/Boozer-13	17,317
11	11/24	109-100		+9	@ Seattle	W	6-5	Martin-35/Thomas-14	Lewis-26/Wilcox-13	16,757
12	11/25	105-85		+20	Portland	W	7-5	Martin-27/Thomas-9	Randolph-24/Randolph-8	17,317
13	11/28	93-80		+13	L.A. Clippers	W	8-5	Artest-28/Thomas-9	Livingston-20/Brand-18	17,317
14	12/1	90-109		-19	@ Dallas	L	8-6	Artest-15/Price,Artest-5	Howard-24/Diop,Nowitzki-10	20,277
15	12/2	98-100		-2	@ San Antonio	L	8-7	Martin-30/Miller-10	Bowen-23/Duncan-11	18,797
16	12/4	89-92		-3	Orlando	L	8-8	Bibby-19/Thomas-14	Howard-18/Howard-16	17,317
17	12/5	102-127		-25	@ Phoenix	L	8-9	Bibby-21/Miller-9	Barbosa-26/Stoudemire-13	18,422
18	12/7	91-93*		-2	Miami	L	8-10	Bibby-20/Thomas-12	Wade-32/Haslem-14	17,317
19	12/10	117-92		+25	Atlanta	W	9-10	Miller-19/Artest-8	Stoudamire-26/Smith-9	17,317
20	12/12	113-126		-13	@ Golden State	L	9-11	Martin-32/Abdur-Rahim,Artest-9	Barnes-32/Biedrins-14	17,574
21	12/15	98-97		+1	@ Utah	W	10-11	Ab.-Rah.-21/Bibby,Ab.-Rah.-8	Okur-17/Boozer,Kirilenko-11	19,911
22	12/16	98-105		-7	Phoenix	L	10-12	Martin-23/Thomas-13	Stoudemire-20/Stoudemire-9	17,317
23	12/18	91-109		-18	Dallas	L	10-13	Miller-19/Thomas-15	Nowitzki-29/Nowtizki-13	17,317
24	12/21	119-126		-7	Washington	L	10-14	Martin-40/Miller-9	Jamison-33/Haywood-14	17,317
25	12/22	101-96		+5	@ Denver	W	11-14	Miller,Salmons-21/Miller-14	Boykins-25/Nene-15	18,022
26	12/27	101-76		+25	Philadelphia	W	12-14	Bibby-21/Thomas-9	Iguodala-15/Dalembert-8	17,317
27	12/29	93-102		-9	@ L.A. Clippers	L	12-15	Bibby-26/Miller,Salmons-6	Brand-22/Kaman-8	18,505
28	12/30	119-96		+23	Golden State	W	13-15	Martin-25/Abdur-Rahim-8	McLeod,Barnes-17/Dun.,Murp.-8	17,317
29	1/2	112-100		+12	New York	W	14-15	Artest-39/Thomas-9	Crawford-28/Lee-15	17,317
30	1/4	128-132*		-4	L.A. Lakers	L	14-16	Bibby-38/Thomas-8	Bryant-42/Bynum-11	17,317
31	1/6	105-110*		-5	Portland	L	14-17	Bibby-28/Abdur-Rahim-7	Randolph-32/Randolph-15	17,317
32	1/9	98-108		-10	Cleveland	L	14-18	Bibby-26/Martin-11	James-34/Gooden-11	17,317
33	1/12	87-95		-8	@ Portland	L	14-19	Martin-17/Martin-7	Randolph-23/Randolph-12	14,762
34	1/13	111-115*		-4	Houston	L	14-20	Artest-34/Williamson-12	McGrady-37/Mutombo-18	17,317
35	1/15	97-102		-5	@ New York	L	14-21	Martin-30/Taylor-7	Marbury-25/Lee-12	19,207
36	1/17	85-101		-16	@ Toronto	L	14-22	Bibby-21/Mart.,Salm.,Ab.-Rah.-6	Peterson-22/Bosh-9	15,175
37	1/19	96-91		+5	@ Boston	W	15-22	Martin-27/Artest-11	West-25/Jefferson-11	16,019
38	1/20	74-91		-17	@ Detroit	L	15-23	Williamson-17/Miller-10	Hamilton-19/Webber-10	22,076
39	1/22	88-87		+1	New Jersey	W	16-23	Artest-21/Miller-10	Moore-22/Kidd-10	17,317
40	1/24	114-106		+8	Milwaukee	W	17-23	Artest-36/Thomas-9	Boykins-36/Patterson-12	17,317
41	1/26	84-88		-4	@ NO/Okla. City	L	17-24	Bibby,Martin-21/Artest-12	Mason-24/Chandler-12	16,607
42	1/27	104-106		-2	@ Dallas	L	17-25	Artest-25/Miller-10	Nowitzki-32/Nowitzki-11	20,487
43	1/29	117-124		-7	@ Memphis	L	17-26	Bibby-23/Miller,Thomas-5	Gasol-34/Roberts-14	12,396
44	1/31	100-98		+2	@ Minnesota	W	18-26	Martin-28/Thomas-11	Davis-24/Garnett-10	14,607
45	2/3	94-87		+7	Denver	W	19-26	Martin-28/Artest-11	Anthony-20/Camby-15	17,317
46	2/5	105-99		+6	NO/Okla. City	W	20-26	Artest-21/Williamson-8	Paul-24/Chandler-13	17,317
47	2/8	86-77		+9	Chicago	W	21-26	Martin-29/Miller-12	Deng-20/Wallace-13	17,317
48	2/10	114-93		+21	@ Seattle	W	22-26	Martin-26/Thomas-8	Allen-29/Wilcox-11	17,072
49	2/11	103-114		-11	Seattle	L	22-27	Martin-24/Artest-12	Allen,Wilcox-25/Lewis-10	17,317
50	2/13	104-109*		-5	@ Houston	L	22-28	Artest-39/Thomas-9	McGrady-28/Hayes-14	13,185
51	2/14	93-110		-17	@ NO/Okla. City	L	22-29	Artest-18/Garcia,Ab.-Rah.,Art.-5	Mason-18/Chandler-15	16,753
52	2/20	104-101		+3	Boston	W	23-29	Martin-22/Artest,Miller-8	Pierce-26/Jefferson-15	17,317
53	2/22	106-109		-3	@ Washington	L	23-30	Artest-32/Miller-13	Arenas-43/Arenas,Haywood-7	15,508
54	2/23	96-109		-13	@ New Jersey	L	23-31	Artest-33/Abdur-Rahim-10	Carter-26/Kidd-13	18,902
55	2/25	110-93		+17	@ Indiana	W	24-31	Martin-35/Abdur-Rahim-8	O'Neal-19/Murphy-11	12,258
56	2/26	82-89		-7	@ Philadelphia	L	24-32	Martin-23/Miller-10	Iguodala-22/Dalembert-17	11,034
57	2/28	135-120		+15	Charlotte	W	25-32	Martin-36/Mart.,Miller,Salmons-5	Wallace-31/Wallace-6	17,317
58	3/2	116-108		+8	@ L.A. Lakers	W	26-32	Bibby-33/Ab.-Rah.,Miller-5	Bryant-30/Odom-13	18,997
59	3/3	104-96		+8	@ Portland	W	27-32	Martin-33/Artest-9	Randolph-24/Randolph-12	19,980
60	3/6	102-98		+3	Indiana	W	28-32	Martin-27/Martin,Miller-7	Dunleavy-24/O'Neal-12	17,317
61	3/8	93-100		-7	San Antonio	L	28-33	Martin-26/Martin-12	Ginobili-31/Duncan-13	17,317
62	3/11	101-113		-12	Denver	L	28-34	Bibby-34/Artest-8	Anthony-29/Camby-10	17,317
63	3/13	100-124		-24	@ Cleveland	L	28-35	Artest-19/Miller,Williamson-6	Hugh.,Pavl.-25/Good.,Ilgau.-10	20,562
64	3/14	108-111		-3	@ Charlotte	L	28-36	Martin-26/Martin,Miller-7	Carroll-22/Voskuhl-13	12,848
65	3/16	97-103		-6	@ Miami	L	28-37	Artest-32/Artest-11	O'Neal-23/Posey-11	19,600
66	3/17	95-83		+12	@ Orlando	W	29-37	Martin-20/Miller-12	Nelson-23/Howard-12	17,361
67	3/19	76-99		-23	@ Atlanta	L	29-38	Williamson-14/Garcia-9	Childress-25/Smith-12	13,879
68	3/21	89-95		-6	Minnesota	L	29-39	Bibby-23/Williamson-10	Foye-24/Garnett-18	17,317
69	3/22	100-118		-18	@ Phoenix	L	29-40	Bibby-28/Ab.-Rah.,Garcia,Martin-6	Stoudemire-33/Stoudemire-21	18,422
70	3/25	107-100		+7	Phoenix	W	30-40	Bibby-37/Artest-9	Barbosa-27/Stoudemire-11	17,317
71	3/30	101-105		-4	L.A. Clippers	L	30-41	Artest-29/Miller-9	Mobley-26/Kaman-12	17,317
72	4/1	103-126		-23	@ L.A. Lakers	L	30-42	Artest-26/Miller-7	Evans-21/Brown-7	18,997
73	4/3	93-97		-4	Dallas	L	30-43	Artest-25/Artest-10	Howard-29/George,Howard-8	17,317
74	4/4	115-120		-5	@ Denver	L	30-44	Artest-32/Williams-13	Anthony-31/Nene-12	16,045
75	4/6	107-103		+4	Utah	W	31-44	Martin-21/Artest-10	Okur-24/Millsap,Okur-8	17,317
76	4/8	106-112		-6	Houston	L	31-45	Martin-24/Abdur-Rahim-8	McGrady-40/Hayes,McGrady-8	17,317
77	4/10	112-100		+12	@ Memphis	W	32-45	Bibby-25/Williams-11	D. Jones-20/Gasol-9	11,393
78	4/11	100-109		-9	@ San Antonio	L	32-46	Bibby,Garcia-22/Williams-10	Duncan-26/Duncan-13	18,797
79	4/13	108-125		-17	Golden State	L	32-47	Abdur-Rahim-23/Ab.-Rah.-14	Jackson-26/Biedrins-12	17,317
80	4/15	105-100		+5	@ L.A. Clippers	W	33-47	Garcia-16/Douby,Williams-6	Brand-29/Brand-14	19,060
81	4/16	118-125		-7	NO/Okla. City	L	33-48	Artest-22/Williams-9	West-25/Armstrong-7	17,317
82	4/18	106-117		-11	L.A. Lakers	L	33-49	Bibby-17/Garcia-9	Bryant-34/Odom-13	17,317

* = OT

2007-08 SACRAMENTO KINGS



Front row — from left to right, Head Coach Reggie Theus, Francisco Garcia, Ron Artest, Brad Miller, Mikki Moore, Spencer Hawes, Kevin Martin, President of Basketball Operations Geoff Petrie. Middle row — from left to right, Assistant Coach Chuck Person, Assistant Coach Jason Hamm, Assistant Coach Kenny Natt, John Salmons, Beno Udrih, Quincy Douby, Anthony Johnson, Video Coordinator Todd Purves, Assistant Coach Rex Kalamian, Assistant Coach Randy Brown, Assistant Coach/Advance Scout Bubba Burrage, Vice President of Basketball Operations Wayne Cooper. Back row –– from left to right, Equipment Manager Rob Pimental, Strength & Conditioning Coach Daniel Shapiro, Lorenzen Wright, Kenny Thomas, Shelden Williams, Shareef Abdur-Rahim, Assistant Trainer Manny Romero, Athletic Trainer Pete Youngman.

FINAL STATISTICS

PLAYER	G.	MIN.	FGM	FGA	PCT.	FTM	FTA	PCT.	OFF.	DEF.	TOT.	AST.	PF	DQ	STL.	TO	BLK.	PTS.	AVG.
Kevin Martin	61	2216	417	914	.456	502	578	.869	48	225	273	129	150	1	62	131	5	1443	23.7
Ron Artest	57	2172	436	962	.453	212	295	.719	101	227	328	199	159	1	133	148	38	1168	20.5
Mike Bibby	15	473	78	192	.406	23	31	.742	11	45	56	75	34	0	19	38	2	203	13.5
Brad Miller	72	2513	337	728	.463	262	309	.848	167	514	681	264	247	5	69	164	74	964	13.4
Beno Udrih	65	2080	328	707	.464	125	147	.850	34	183	217	282	138	1	56	148	10	834	12.8
John Salmons	81	2517	381	799	.477	214	260	.823	76	273	349	208	171	0	93	170	31	1015	12.5
Francisco Garcia	79	2096	348	753	.462	162	208	.779	52	212	264	128	232	3	96	128	50	971	12.3
Mikki Moore	82	2385	282	489	.577	134	182	.736	160	334	494	84	310	9	35	110	46	698	8.5
Anthony Johnson (TOT)	69	1530	155	355	.437	35	43	.814	22	115	137	262	115	0	52	84	9	387	5.6
Anthony Johnson (SAC)	27	410	40	88	.455	9	11	.818	5	34	39	60	29	0	10	34	1	104	3.9
Quincy Douby	74	876	132	335	.394	48	52	.923	17	66	83	53	80	0	30	59	12	354	4.8
Spencer Hawes	71	931	146	318	.459	38	58	.655	68	162	230	44	128	1	14	56	40	334	4.7
Shelden Williams (TOT)	64	776	92	212	.434	71	105	.676	68	137	205	19	110	0	22	35	21	255	4.0
Shelden Williams (SAC)	28	362	55	112	.491	36	54	.667	34	64	98	8	50	0	9	21	10	146	5.2
Dahntay Jones	25	206	23	53	.434	34	51	.667	7	28	35	12	28	1	8	10	6	81	3.2
Shareef Abdur-Rahim	6	51	3	14	.214	4	4	1.000	6	4	10	4	9	0	1	1	0	10	1.7
Justin Williams	22	117	12	26	.462	7	22	.318	19	29	48	0	14	0	5	3	5	31	1.4
Kenny Thomas	23	281	16	38	.421	0	5	.000	18	43	61	13	38	0	6	21	1	32	1.4
Darryl Watkins	9	71	5	15	.333	2	5	.400	5	7	12	0	8	0	2	7	2	12	1.3
Orien Greene	7	61	3	11	.273	0	0	---	0	6	6	3	9	0	3	7	1	6	0.9
Lorenzen Wright (TOT)	18	161	6	21	.286	3	6	.500	8	30	38	4	31	0	3	4	3	15	0.8
Lorenzen Wright (SAC)	5	13	1	4	.250	0	0	---	1	0	1	1	5	0	0	2	0	2	0.4
KINGS	82	19830	3043	6558	.464	1812	2272	.798	829	2456	3285	1567	1839	22	651	1317	334	8408	102.5
OPPONENTS	82	19830	3137	6732	.466	1722	2287	.753	970	2465	3435	1878	1892	15	661	1250	452	8593	104.8

3-Pt. FG: Sacramento Kings 510-1367 (.373); Garcia 113-289 (.391); Martin 107-266 (.402); Artest 84-221 (.380); Udrih 53-137 (.387); Douby 42-122 (.344); Salmons 39-120 (.325); Miller 28-90 (.311); Bibby 24-61 (.393); Johnson 15-30 (.500) SAC, 42-93 (.452) TOT; Hawes 4-21 (.190); Jones 1-6 (.167); S. Williams 0-1 SAC, 0-2 TOT; Greene 0-1. Opponents 597-1600 (.373).

* Did not finish season with team

TEAM NOTES

- Kings finished fourth in the Pacific Division, compiling a 38-44 regular season record.

- Sacramento ranked third in the league in free throw percentage (.798) and seventh in steals per game (7.94 spg). Kevin Martin led the team in scoring (23.7 ppg) and placed sixth in the NBA. Ron Artest finished second in the league in steals for the second straight season (2.33 spg).

- Martin established a new single-season record for most free throws made in a season (502), eclipsing the mark he set in 2006-07 (481). He also made 16 straight free throws in the game against Memphis (3/26/08). Versus Minnesota (3/7/08), Martin scored a career-high 48 points, going 22-of-24 from the free throw line, setting new ARCO Arena and Sacramento-era records for free throws made and attempted.

2007-08 GAME-BY-GAME

G	DATE	SCORE	W/L	+/-	OPPONENT	W/L	REC	KINGS HI. SCORER/REBOUNDER		OPP. HI. SCORER/REBOUNDER	OPP. ATT
1	10/31	90-104		-14	@New Orleans	L	0-1	Martin-26/Garcia-6	Paul-22/Chandler-13		15,188
2	11/2	80-96		-16	@San Antonio	L	0-2	Martin-22/Salmons-9	Duncan,Prkr-15/Dncn,Obrto-10		17,072
3	11/3	102-123		-21	@Dallas	L	0-3	Martin-28/Martin-6	Jo. Howard-27/Diop-8		20,343
4	11/6	104-98		+6	Seattle	W	1-3	Martin-31/Miller-11	Szczerbiak-32/Wilcox-10		14,908
5	11/9	91-93		-2	Cleveland	L	1-4	Martin-32/Miller-10	James-26/Ilgauskas-15		15,293
6	11/10	100-93		+7	Minnesota	W	2-4	Martin-29/Miller-16	Jefferson-17/Jefferson-12		13,170
7	11/12	93-117		-24	@Utah	L	2-5	Salmons-22/Moore-9	Boozer-32/Boozer-10		19,911
8	11/14	103-108		-5	@Minnesota	L	2-6	Martin-22/Miller-8	McCants-33/Jaric-8		11,656
9	11/16	123-118**		+5	New York	W	3-6	Martin-43/Miller-11	Curry-27/Lee-16		12,549
10	11/18	105-95		+10	Detroit	W	4-6	Udrih-23/Miller,Moore-9	Prince-19/Wallace-12		12,978
11	11/20	98-100		-2	Phoenix	L	4-7	Artest-33/Artest-12	Stoudemire-26/Marion,Stdmre-13		13,592
12	11/21	111-127		-16	@Phoenix	L	4-8	Garcia-31/Salmons,J.Williams-10	Marion-25/Stoudemire,Diaw-6		18,422
13	11/23	84-87		-3	@Portland	L	4-9	Martin-21/Artest-11	Aldridge-28/Aldridge-12		19,980
14	11/26	112-99		+13	San Antonio	W	5-9	Udrih-27/Miller-10	Duncan-15/Parker-7		12,587
15	11/28	96-103		-7	Golden State	L	5-10	Martin-28/Miller-18	Ellis-22/Barnes-9		13,652
16	12/1	107-99		+8	Houston	W	6-10	Martin,Artest-26/Hawes-10	McGrady-40/Yao-11		15,081
17	12/4	117-107		+10	Utah	W	7-10	Martin-25/Miller-11	Williams-30/Boozer-11		12,688
18	12/7	87-97		-10	L.A. Clippers	L	7-11	Artest-21/Salmons-10	Kaman-26/Kaman-12		13,094
19	12/8	97-101		-4	@Denver	L	7-12	Salmons-25/Moore-13	Iverson-23/Camby-13		15,493
20	12/10	96-93		+3	Milwaukee	W	8-12	Salmons-22/Miller-10	Redd-24/Bogut-9		12,449
21	12/12	78-90		-12	@Boston	L	8-13	Artest,Udrih-16/Moore-8	Pierce-26/Davis-9		18,624
22	12/14	109-99		+10	@Philadelphia	W	9-13	Miller-25/Miller-10	Miller-24/Dalembert-9		10,856
23	12/15	79-92		-12	@Washington	L	9-14	Miller-21/Moore-10	Stevenson-19/Haywood-11		20,173
24	12/18	106-101		+5	@New Jersey	W	10-14	Salmons-31/Miller-10	Jefferson-36/Kidd-10		11,902
25	12/19	102-89		+13	@Milwaukee	W	11-14	Artest-26/Miller-9	Redd-27/Yi-12		13,746
26	12/23	105-106		-1	Denver	L	11-15	Artest-24/Artest-9	Anthony-30/Camby-14		15,055
27	12/26	69-89		-20	Boston	L	11-16	Artest-15/Miller-11	R. Allen-17/Garnett-10		17,317
28	12/28	80-92		-12	Philadelphia	L	11-17	Salmons-22/Miller-12	Dalembert-19/Dalembert-12		13,897
29	12/30	102-117		-15	Phoenix	L	11-18	Garcia-30/Moore-12	Stoudemire-31/Stoudemire-17		15,962
30	1/2	107-97		+10	@New York	W	12-18	Salmons-32/Miller-16	Curry-24/Lee-12		19,763
31	1/4	93-97		-4	@Cleveland	L	12-19	Salmons-22/Moore-11	James-24/Ilgauskas-15		20,562
32	1/5	93-94		-1	@Chicago	L	12-20	Miller-22/Miller-13	Nocioni-26/Wallace-11		21,908
33	1/8	104-100		+4	Orlando	W	13-20	Salmons-21/Moore-12	Howard-29/Howard-15		12,831
34	1/10	116-113		+3	Memphis	W	14-20	Salmons-28/Salmons-11	Gay-31/Gay,Milicic,Warrick-7		12,493
35	1/12	105-111		-6	Indiana	L	14-21	Martin-25/Miller-15	Dunleavy-23/O'Neal-7		14,047
36	1/14	122-120		+2	Dallas	W	15-21	Martin-39/Miller-9	Harris,Terry-25/Dampier-10		14,077
37	1/16	91-116		-25	@Toronto	L	15-22	Martin-22/Miller-7	Bosh-31/Bosh-9		17,760
38	1/18	100-93		+7	@Detroit	W	16-22	Martin-24/Miller-9	Billups-28/McDyess-11		22,076
39	1/19	110-104		+6	@Indiana	W	17-22	Moore-22/Miller-16	Granger-26/Foster-11		14,015
40	1/22	128-94		+34	New Jersey	W	18-22	Artest-27/Martin,Miller-7	Carter-21/Nachbar-5		13,232
41	1/23	85-111		-26	@L.A. Clippers	L	18-23	Bibby-16/Miller-12	Thornton-23/Kaman-21		15,513
42	1/25	113-127		-14	@Utah	L	18-24	Martin-32/Artest-8	Boozer-33/Boozer-10		19,911
43	1/27	103-101		+2	@Seattle	W	19-24	Martin-26/Miller-12	Durant-19/Thomas-10		13,409
44	1/30	105-91		+14	Charlotte	W	20-24	Martin,Miller-22/Miller-21	Wallace-25/Okafor-15		12,627
45	2/1	112-103		+9	New Orleans	W	21-24	Artest-24/Miller-14	Stojakovic-25/Chandler,Stoj-9		14,245
46	2/2	105-101		+4	Chicago	W	22-24	Artest-28/Miller-20	Gordon-33/Wallace-9		15,526
47	2/6	92-105		-13	Seattle	L	22-25	Artest-20/Moore-9	Watson-23/Watson,Wilcox-10		13,136
48	2/8	117-104		+13	Utah	W	23-25	Martin-27/Miller,Artest-8	Boozer-23/Boozer-12		14,865
49	2/9	102-105		-3	@Golden State	L	23-26	Bibby-24/Miller,Artest-13	Ellis-34/Ellis,Davis,Biedrins-9		20,018
50	2/12	94-107		-13	@Memphis	L	23-27	Martin-33/Miller-13	Warrick-24/Warrick-13		10,161
51	2/13	87-89		-2	@Houston	L	23-28	Artest-30/J. Williams-12	Yao-25/Yao-14		16,115
52	2/19	105-94		+11	@Portland	W	24-28	Artest-24/Moore-9	Outlaw-23/Przybilla-9		19,980
53	2/20	119-107		+12	Atlanta	W	25-28	Artest-29/Miller-13	Childress-18/Horford-12		13,641
54	2/22	116-115*		+1	@Charlotte	W	26-28	Garcia-23/Miller-14	Richardson-29/Okafor-7		16,842
55	2/24	93-112		-19	@Orlando	L	26-29	Artest-23/Martin-10	Howard-26/Howard-10		17,519
56	2/26	86-107		-21	@Miami	L	26-30	Hawes-16/Moore-9	Marion-24/Blount-9		19,243
57	2/27	117-123		-6	@Atlanta	L	26-31	Miller,Udrih-25/Miller-13	J. Johnson-26/Horford-14		15,661
58	2/29	106-115		-9	@Dallas	L	26-32	Martin,Udrih-25/Moore-12	Nowitzki-34/Dampier-13		20,354
59	3/2	120-109		+11	Miami	W	27-32	Artest-32/Miller-9	Wade-26/Marion-8		15,028
60	3/4	105-117		-12	L.A. Lakers	L	27-33	Martin,Artest-23/Moore-13	Bryant-34/Odom-12		17,317
61	3/5	109-116**		-7	@L.A. Clippers	L	27-34	Udrih-25/Hawes-8	Thornton-27/Kaman,Powell-11		17,030
62	3/7	103-111		-8	Minnesota	L	27-35	Martin-48/Miller-8	McCants-22/Jefferson-13		13,990
63	3/9	114-113		+1	@L.A. Lakers	W	28-35	Udrih-25/Moore-9	Bryant-26/Odom-10		18,997
64	3/13	96-85		+11	Portland	W	29-35	Artest-22/Udrih-8	Roy-21/Przybilla-10		13,333
65	3/15	99-127		-28	@Phoenix	L	29-36	Artest-26/Artest-9	Stoudemire-30/Stoudemire-10		18,422
66	3/16	106-100		+6	Toronto	W	30-36	Martin-32/Miller-11	Kapono-26/Nesterovic-8		13,963
67	3/18	122-105		+17	Golden State	W	31-36	Martin-34/Miller-13	Davis-24/Biedrins,Azubuike-8		16,245
68	3/21	89-102		-13	@San Antonio	L	31-37	Artest-23/Moore-9	Duncan-21/Duncan-13		18,797
69	3/22	111-117		-6	@Memphis	L	31-38	Martin-29/Hawes-12	Gay-24/Milicic-10		11,151
70	3/24	100-108		-8	@Houston	L	31-39	Martin-18/Miller-7	Alston-28/Mutombo-9		18,241
71	3/26	107-106*		+1	Memphis	W	32-39	Martin-36/Miller-17	Warrick-26/Milicic,Crittenton-9		13,433
72	3/28	108-114		-6	Washington	L	32-40	Artest-28/Miller-8	Jamison-25/Jamison-12		14,061
73	3/30	120-107		+13	@Seattle	W	33-40	Martin-31/Artest-12	Durant-25/Collison-8		10,862
74	4/1	99-98		+1	Houston	W	34-40	Artest-30/Miller-7	McGrady-32/Battier-9		14,169
75	4/3	110-98		+12	L.A. Clippers	W	35-40	Martin-26/Miller-10	Maggette-28/Powell-13		12,707
76	4/5	118-115		+3	@Denver	W	36-40	Martin-36/Moore-10	Anthony-47/Camby-14		18,921
77	4/6	92-114		-22	L.A. Lakers	L	36-41	Martin-22/Hawes-11	Bryant-29/Radmanovic-14		17,317
78	4/8	132-140		-8	@Golden State	L	36-42	Garcia-31/Martin,S.Williams-7	Davis-33/Biedrins-17		20,003
79	4/11	103-86		+17	Portland	W	37-42	Salmons-18/Hawes,Mart,S.Wil-7	Aldridge-24/Aldridge-15		13,327
80	4/12	94-91		+3	New Orleans	W	38-42	Artest-22/Salmons-11	West-30/West-15		14,965
81	4/14	98-101		-3	San Antonio	L	38-43	Salmons-29/Salmons-10	Parker-32/Oberto-8		15,334
82	4/15	101-124		-23	@L.A. Lakers	L	38-44	Douby-32/S. Williams-11	Gasol-22/Odom-12		18,997

* = OT

2008-09 SACRAMENTO KINGS



Front row — from left to right, Head Coach Kenny Natt, Francisco Garica, Kevin Martin, Jason Thompson, Spencer Hawes, Donté Greene, Andres Nocioni. Middle row — from left to right, Assistant Coach Shareef Abdur-Rahim, Assistant Coach Jason Hamm, Assistant Coach Rex Kalamian, Video Coordinator Todd Purves, Rashad McCants, Beno Udrih, Bobby Jackson, Will Solomon, Assistant Coach Pete Carril, Assistant Coach Randy Brown, Assistant Coach/Advance Scout Bubba Burrage, Vice President of Basketball Operations Wayne Cooper. Back row –– from left to right, Equipment Manager Rob Pimental, Strength & Conditioning Coach Daniel Shapiro, Ike Diogu, Cedric Simmons, Kenny Thomas, Calvin Booth, Athletic Trainer Pete Youngman, Assistant Trainer Manny Romero.

FINAL STATISTICS

PLAYER	G.	MIN.	FGM	FGA	PCT.	FTM	FTA	PCT.	OFF.	DEF.	TOT.	AST.	PF	DQ	STL.	TO	BLK.	PTS.	AVG.
Martin	51	1947	341	811	.420	457	527	.867	29	154	183	138	116	0	61	146	8	1254	24.6
Salmons*	53	1980	351	744	.472	191	232	.823	43	178	221	196	122	0	58	122	9	970	18.3
Garcia	65	1975	295	665	.444	146	178	.820	56	162	218	150	196	4	80	112	67	824	12.7
Gooden*	1	26	5	9	.556	2	2	1.000	3	10	13	2	2	0	0	3	0	12	12.0
Miller*	43	1354	184	388	.474	125	156	.801	83	261	344	148	135	0	30	83	24	513	11.9
Nocioni (TOT)	76	1992	299	701	.427	145	183	.792	54	307	361	102	261	5	39	113	33	867	11.4
Nocioni (SAC)	23	713	113	252	.448	45	59	.763	20	119	139	42	85	1	13	40	17	316	13.7
Hawes	77	2259	373	800	.466	90	136	.662	148	401	549	149	249	4	44	160	93	876	11.4
Thompson	82	2303	356	717	.497	198	286	.692	234	372	606	93	314	9	46	146	59	910	11.1
Udrih	73	2270	321	696	.461	123	150	.820	46	174	220	342	192	2	81	158	12	800	11.0
McCants (TOT)	58	1100	192	488	.393	107	141	.759	21	89	110	68	103	0	47	64	14	554	9.6
McCants (SAC)	24	465	87	196	.444	47	60	.783	10	37	47	36	40	0	20	19	8	246	10.3
Jackson	71	1484	193	485	.398	86	101	.851	42	158	200	143	100	0	62	66	4	532	7.5
Brown*	47	675	94	247	.381	26	34	.765	8	28	36	87	74	0	15	47	1	245	5.2
Solomon (TOT)*	53	712	105	245	.429	25	34	.735	12	52	64	133	71	0	27	54	4	263	5.0
Solomon (SAC)*	14	168	26	64	.406	5	10	.500	3	18	21	10	11	0	7	5	0	70	5.0
Douby*	20	227	30	88	.341	14	15	.933	3	22	25	13	23	0	2	6	5	84	4.2
Diogu (TOT)	29	215	39	74	.527	40	53	.755	26	30	56	3	23	0	3	12	3	119	4.1
Diogu (SAC)	10	142	33	55	.600	25	33	.758	14	25	39	3	14	0	2	6	1	92	9.2
Greene	55	725	77	236	.326	29	34	.853	19	67	86	30	68	0	16	37	14	209	3.8
Williams*	30	305	40	89	.449	32	42	.762	25	53	78	8	36	0	12	26	10	112	3.7
Moore*	46	746	63	121	.521	34	42	.810	45	107	152	28	112	1	13	27	14	160	3.5
Booth (TOT)	8	55	5	10	.500	6	8	.750	5	6	11	0	10	0	1	1	2	16	2.0
Booth (SAC)	7	55	5	10	.500	6	8	.750	4	6	10	0	10	0	1	1	2	16	2.3
Simmons (TOT)	1	84	11	25	.440	7	16	.438	5	11	16	2	8	0	1	2	4	29	1.6
Simmons (SAC)	7	23	0	4	.000	1	2	.500	1	3	4	0	2	0	0	2	0	1	0.1
Thomas	8	62	3	8	.375	0	0	---	4	11	15	1	9	0	6	1	1	6	0.8
KINGS	82	19905	2990	6685	.447	1682	2107	.798	840	2366	3206	1619	1910	21	569	1266	349	8248	100.6
OPPONENTS	82	19905	3281	6792	.483	1824	2412	.756	1018	2592	3610	1796	1737	7	704	1178	423	8966	109.3

3-Pt. FG: Sacramento Kings 586-1594 (.368); Martin 115-277 (.415); Garcia 88-221 (.398); Salmons 77-184 (.418); Jackson 60-197 (.305); Nocioni 45-102 (.441) SAC, 124-311 (.399) TOT; Hawes 40-115 (.348); Udrih 35-113 (.310); Brown 31-94 (.330); McCants 25-70 (.357) SAC, 63-189 (.333) TOT; Greene 26-100 (.260); Miller 20-43 (.465); Solomon 13-29 (.448) SAC, 28-86 (.326) TOT; Douby 10-37 (.270); Diogu 1-2 (.500) SAC, 1-2 (.500) TOT; Thompson 0-8; Williams 0-2. Opponents 580-1430 (.406).

* Did not finish season with team

TEAM NOTES

- Kings finished fifth in the Pacific Division, compiling a 17-65 regular season record.
- Sacramento ranked sixth in the league in free throw percentage (.798), matching the Sacramento-era record single-season record set in 2007-08.
- For the third consecutive season, Kevin Martin led the team in scoring (24.6 ppg).

2008-09 GAME-BY-GAME

G	DATE	SCORE	W/L	+/-	OPPONENT	W/L	REC	KINGS HI. SCORER/REBOUNDER		OPP.
HI. SCORER/REBOUNDER					ATT					
1	10/29	96-98		-2	@Minnesota	L	0-1	Salmons-24/Hawes-14	Jefferson-21/Jefferson-10	17,820
2	10/31	77-103		-26	@Miami	L	0-2	Douby,Salmons-14/Hawes-11	Wade-20/Marion-10	19,600
3	11/1	103-121		-18	@Orlando	L	0-3	Martin-31/Thompson-5	Howard-29/Howard-14	16,704
4	11/3	91-125		-34	@Philadelphia	L	0-4	Thompson-17/Hawes-8	Young-18/Dalembert-6	10,100
5	11/5	100-95		+5	Memphis	W	1-4	Martin-33/Moore-11	Mayo-28/Gay,Gasol,Lowry-6	13,685
6	11/7	121-109		+12	Minnesota	W	2-4	Martin-26/Miller-10	Love-20/Jefferson-9	10,592
7	11/9	115-98		+17	Golden State	W	3-4	Martin-27/Hawes-11	Biedrins-16/Biedrins-18	12,090
8	11/11	92-100		-8	Detroit	L	3-5	Hawes-19/Thompson-9	Iverson-30/Prince-11	11,423
9	11/12	103-98		+5	@L.A. Clippers	W	4-5	Udrih-30/Miller,Thompson-11	Thornton-20/Kaman-6	13,266
10	11/14	95-97*		-2	Phoenix	L	4-6	Salmons-21/Miller-11	O'Neal-29/O'Neal-13	12,810
11	11/16	88-90		-2	San Antonio	L	4-7	Salmons-31/Miller,Moore-8	Finley-21/Duncan-10	11,699
12	11/18	94-109		-15	@Memphis	L	4-8	Salmons-18/Thompson-9	Gay-22/Warrick-10	10,834
13	11/19	105-96		+9	@New Orleans	W	5-8	Salmons-29/Miller-8	West-22/Chandler-10	15,533
14	11/21	96-117		-21	Portland	L	5-9	Thompson-19/Thompson-12	Blake-20/Przybilla-10	12,056
15	11/23	108-118		-10	@L.A. Lakers	L	5-10	Salmons-24/Hawes-8	Bryant-24/Ariza-11	18,997
16	11/24	90-91		-1	@Portland	L	5-11	Salmons-20/Miller,Thompson-6	Roy-28/Przybilla-12	20,467
17	11/26	114-116*		-2	New Jersey	L	5-12	Salmons-38/Miller-13	Carter-25/Lopez,Anderson-8	11,650
18	11/28	94-120		-26	@Utah	L	5-13	Salmons-20/Hawes,Greene-6	Okur-20/Okur-12	19,911
19	11/29	78-101		-23	Dallas	L	5-14	Udrih-13/Udrih-9	J. Terry-24/Dampier-13	12,650
20	12/2	94-99		-5	Utah	L	5-15	Martin-22/Miller-9	Korver-15/Millsap,Okur-11	10,798
21	12/6	85-118		-33	Denver	L	5-16	Salmons-22/Thompson-15	Billups-24/Anthony,Nene-7	12,322
22	12/9	113-101		+12	L.A. Lakers	W	6-16	Garcia,Salmons-21/Hawes-9	Bryant-28/Gasol-12	16,068
23	12/12	103-112		-9	@L.A. Lakers	L	6-17	Salmons-26/Thompson-8	Bryant-32/Gasol-11	18,997
24	12/13	90-114		-24	New York	L	6-18	Salmons-14/Thompson-11	Harrington-33/Lee-19	12,155
25	12/15	118-103		+15	Minnesota	W	7-18	Garcia-21/Hawes,Miller-10	Jefferson-22/Love-15	10,593
26	12/16	77-109		-32	@Portland	L	7-19	Salmons-21/Moore-6	Roy-29/Przybilla-14	20,005
27	12/19	96-107		-11	@Houston	L	7-20	Salmons-26/Miller-11	Yao-30/Landry-11	18,271
28	12/20	90-99		-9	@New Orleans	L	7-21	Salmons-26/Thompson-10	Paul-34/Chandler-8	16,869
29	12/22	85-101		-16	@San Antonio	L	7-22	Salm-22/Garcia,Haw,Miller,Thom-6	Parker-18/Thomas-7	18,372
30	12/26	101-107		-6	Toronto	L	7-23	Miller,Salmons-20/Hawes,Miller-8	O'Neal-36/O'Neal-9	12,059
31	12/28	63-108		-45	Boston	L	7-24	Salmons-11/Moore-8	Garnett-21/Perkins-12	16,029
32	12/30	92-90		+2	L.A. Clippers	W	8-24	Martin-20/Miller-13	Gordon-24/Camby-24	11,420
33	1/2	92-98		-6	@Detroit	L	8-25	Miller-25/Miller-16	Stuckey-38/Johson-14	22,076
34	1/3	117-122		-5	@Indiana	L	8-26	Martin-45/Jackson-10	Granger-35/Murphy-13	12,765
35	1/5	90-98		-8	@New Jersey	L	8-27	Martin-36/Thomas-8	Carter-29/Yi-13	12,314
36	1/6	94-99		-5	@Chicago	L	8-28	Martin-29/Miller-12	Gordon-24/Gooden-10	18,060
37	1/9	115-119*		-4	Miami	L	8-29	Salmons-29/Miller-16	Wade-41/Beasley-10	12,587
38	1/11	102-95		+7	Dallas	W	9-29	Martin-21/Hawes-8	J. Terry-33/Nowitzki-8	12,294
39	1/13	107-139		-32	Orlando	L	9-30	Martin-30/Garcia-5	Howard-25/Howard-15	11,168
40	1/14	135-133***		+2	@Golden State	W	10-30	Miller-30/Miller-22	Crawford-35/Biedrins-14	19,122
41	1/16	122-129		-7	Milwaukee	L	10-31	Martin,Salmons-24/Thompson-11	Redd-44/Villanueva-12	11,663
42	1/20	99-118		-19	@Denver	L	10-32	Martin-25/Thompson-11	Kleiza-27/Nene-12	15,164
43	1/21	107-110		-3	Washington	L	10-33	Salm,Udrih-24/Salm,Wilms,Thom-5	Jamison-33/McGuire-12	10,821
44	1/24	104-106		-2	@Milwaukee	L	10-34	Martin-20/Miller-13	Jefferson-20/Elson-12	15,379
45	1/25	97-113		-16	@Toronto	L	10-35	Salmons-21/Salmons-7	Bosh-31/O'Neal-10	18,127
46	1/27	110-117		-7	@Cleveland	L	10-36	Martin-35/Martin-7	M. Williams-43/James-15	20,562
47	1/28	100-119		-19	@Boston	L	10-37	Salmons-22/Thompson-11	House-28/Garnett,Allen-8	18,624
48	1/30	88-109		-21	Chicago	L	10-38	Martin-27/Thompson-12	Gordon,Deng-20/Thomas-10	13,356
49	2/1	122-118*		+4	Oklahoma City	W	11-38	Martin-37/Salmons-10	Westbrook-34/Collison-14	10,817
50	2/2	81-129		-48	@Phoenix	L	11-39	Salmons-19/Hawes-9	Stoudemire-25/O'Neal-9	18,422
51	2/6	107-111		-4	Utah	L	11-40	Martin-37/Hawes-8	Williams-34/Okur-11	17,317
52	2/8	113-116		-3	@Oklahoma City	L	11-41	Udrih-29/Hawes,Mar,Thom,Udrih-6	Durant-39/Durt,Green,Westbk-7	18,271
53	2/10	100-118		-18	@Dallas	L	11-42	Martin-18/Jackson-6	Howard,Wright-23/Dampier-16	19,667
54	2/11	82-94		-12	@Houston	L	11-43	Martin-18/Hawes-7	Yao-24/Yao-18	15,626
55	2/18	100-105		-5	Atlanta	L	11-44	Martin-32/Hawes-14	Bibby-29/Horford-18	11,213
56	2/20	115-106		+9	@Memphis	W	12-44	Martin-33/Thompson-9	Mayo-24/Gay,Conley-10	15,036
57	2/21	95-116		-21	@Dallas	L	12-45	Udrih-18/Hawes-9	Howard,Bass-20/Singleton-12	20,223
58	2/23	105-112		-7	New Orleans	L	12-46	Martin-32/Hawes-14	Paul-27/Chandler-10	11,633
59	2/25	91-98		-7	Charlotte	L	12-47	Martin-27/Gooden-13	Wallace-27/Okafor-11	10,439
60	2/27	98-86		+12	L.A. Clippers	W	13-47	Martin-20/Hawes-15	B. Davis,Novak-13/Camby-13	12,846
61	2/28	89-102		-13	@Utah	L	13-48	Martin-19/Thompson-12	Brewer,Okur-26/Millsap-12	19,911
62	3/3	109-117		-8	Indiana	L	13-49	Martin-21/Hawes,Nocioni,Thom-7	Jack-26/Murphy-10	10,748
63	3/8	114-106		+8	Denver	W	14-49	Martin-26/Hawes,Jackson-8	Anthony-32/Balkman-10	12,678
64	3/10	98-99		-1	Oklahoma City	L	14-50	Hawes-20/Hawes-10	Green,Westbrook-22/Krstic-15	10,784
65	3/13	123-126*		-3	Cleveland	L	14-51	Martin-34/Nocioni-9	James-51/Varejao-12	16,317
66	3/15	104-106		-2	@Washington	L	14-52	Martin-24/Thompson-14	Jamison-30/Jamison-9	15,108
67	3/17	97-119		-22	@Atlanta	L	14-53	Martin-31/Thompson-8	Horford-23/Horford-12	14,226
68	3/18	88-104		-16	@Charlotte	L	14-54	McCants-30/Thompson-11	Wallace-25/Wallace-12	13,594
69	3/20	121-94		+27	@New York	W	15-54	Martin-30/Hawes-13	Robinson-19/Wilcox-9	19,763
70	3/22	100-112		-12	Philadelphia	L	15-55	Garcia-24/Thompson-13	Iguodala-27/Iguodala-7	12,943
71	3/27	95-113		-18	Memphis	L	15-56	Martin-31/Thompson-8	Gasol-27/Gay-9	12,987
72	3/29	126-118		+8	Phoenix	W	16-56	Thompson-21/Hawes-10	Nash-31/Dudley-11	13,623
73	3/31	110-111		-1	New Orleans	L	16-57	Nocioni-23/Udrih-7	West-40/West-9	17,317
74	4/1	141-143*		-2	@Golden State	L	16-58	Martin-50/Thompson-19	Ellis-42/Azubuike,Turiaf-13	18,743
75	4/3	111-139		-28	@Phoenix	L	16-59	Garcia-29/Hawes-10	Nash-29/Barnes-11	18,422
76	4/5	100-105		-5	Golden State	L	16-60	Jackson-17/Nocioni-15	Azubuike-30/Azubuike-15	12,975
77	4/7	104-122		-18	L.A. Lakers	L	16-61	Hawes-21/Hawes-15	Gasol-26/Gasol-12	17,317
78	4/9	98-115		-17	Houston	L	16-62	Hawes-22/Hawes-11	Artest-26/Yao-9	12,897
79	4/10	78-109		-31	@L.A. Clippers	L	16-63	Udrih-18/Hawes-13	Skinner-21/Kaman-13	18,232
80	4/12	92-95		-3	San Antonio	L	16-64	Hawes-24/Thompson-11	Parker-25/Thomas-13	13,330
81	4/13	98-118		-20	@Denver	L	16-65	Diogu-32/Diogu-11	Smith-45/Andersen-10	15,823
82	4/15	97-90		+7	@Minnesota	W	17-65	Diogu-28/Diogu-13	Smith-18/Love-10	17,333

* = OT

2009-10 SACRAMENTO KINGS



Front row — from left to right, Head Coach Paul Westphal, Francisco Garcia, Carl Landry, Jason Thompson, Spencer Hawes, Donté Greene, Andres Nocioni, President Geoff Petrie. Middle row — from left to right, Assistant Coach Truck Robinson, Assistant Coach Shareef Abdur-Rahim, Assistant Coach Mario Elie, Assistant Vice President of Basketball Operations Mike Petrie, Omri Casspi, Beno Udrih, Tyreke Evans, Dominic McGuire, Assistant Coach Pete Carril, Director of Player Personnel Jerry Reynolds, Assistant Coach Jim Eyen, Assistant Coach Bryan Gates, Advance Scout Bubba Burrage, Vice President of Basketball Operations and General Manager Wayne Cooper. Back row -- from left to right, Equipment Manager Rob Pimental, Strength & Conditioning Coach Daniel Shapiro, Jon Brockman, Sean May, Ime Udoka, Athletic Trainer Pete Youngman, Assistant Trainer Manny Romero.

FINAL STATISTICS

PLAYER	G.	MIN.	FGM	FGA	PCT.	FTM	FTA	PCT.	OFF.	DEF.	TOT.	AST.	PF	DQ	STL.	TO	BLK.	PTS.	AVG.
Evans	72	2677	36	141	.255	348	465	.748	66	314	380	414	204	2	109	216	26	1450	20.1
Martin	22	774	39	110	.355	127	155	.819	20	74	94	57	51	0	23	35	4	436	19.8
Landry (TOT)	80	2469	1	3	.333	344	427	.806	188	280	468	66	234	2	55	136	63	1343	16.8
Landry (SAC)	28	1054	1	3	.333	109	147	.741	66	116	182	26	88	1	27	50	17	504	18.0
Udrih	79	2477	75	199	.377	118	141	.837	38	181	219	372	166	0	89	136	10	1023	12.9
Thompson	75	2357	1	10	.100	198	277	.715	224	413	637	124	279	7	41	139	73	939	12.5
Casspi	77	1931	75	203	.369	117	174	.672	75	274	349	95	125	0	54	98	17	792	10.3
Hawes	72	1904	26	87	.299	73	106	.689	145	291	436	158	200	1	32	131	83	723	10.0
Greene	76	1630	69	183	.377	90	140	.643	53	181	234	71	150	2	41	93	53	647	8.5
Nocioni	75	1477	96	249	.386	71	99	.717	32	190	222	75	160	1	32	67	26	635	8.5
Garcia	25	575	23	59	.390	15	17	.882	11	55	66	45	49	0	10	21	19	202	8.1
Rodriguez*	39	517	15	42	.357	43	62	.694	15	35	50	121	46	0	29	59	3	234	6.0
Udoka	69	944	26	91	.286	42	57	.737	51	140	191	58	83	0	34	42	6	250	3.6
May	37	331	0	4	.000	21	32	.656	20	50	70	17	46	0	12	19	7	123	3.3
Brockman	52	654	0	0	---	37	62	.597	105	108	213	22	115	0	15	23	5	147	2.8
Mason*	5	66	0	0	---	3	4	.750	4	9	13	2	5	0	1	4	1	13	2.6
Temple*	5	23	0	2	.000	5	5	1.000	1	2	3	2	1	0	1	2	0	11	2.2
Armstrong*	6	56	0	0	---	2	2	1.000	5	9	14	2	5	0	2	4	4	10	1.7
Thomas*	26	313	0	0	---	7	12	.583	35	51	86	15	42	0	10	17	10	41	1.6
Dorsey*	8	52	0	0	---	4	10	.400	5	13	18	0	9	0	1	2	1	12	1.5
McGuire (TOT)	51	307	0	0	---	0	7	.000	23	56	79	11	35	0	5	17	4	38	0.7
McGuire (SAC)	10	67	0	0	---	0	2	.000	6	12	18	3	3	0	1	7	1	8	0.8
KINGS	82	19880	482	1383	.349	1430	1969	.726	977	2518	3495	1679	1827	14	564	1226	366	8200	100.0
OPPONENTS	82	19880	497	1391	.357	1663	2149	.774	909	2538	3447	1683	1650	12	586	1120	468	8558	104.4

3-Pt. FG: Sacramento Kings 482-1383 (.349); Evans 36-141 (.255); Martin 39-110 (.355); Landry 1-3 (.333) SAC, 1-3 (.333) TOT; Udrih 75-199 (.377); Thompson 1-10 (.100); Casspi 75-203 (.369); Hawes 26-87 (.299); Greene 69-183 (.377); Nocioni 96-249 (.386); Garcia 23-59 (.390); Rodriguez 15-42 (.357); Udoka 26-91 (.286); May 0-4 (.000); Temple 0-2. Opponents 497-1391 (.357).

* Did not finish season with team

TEAM NOTES

- Paul Westphal, in his first season as head coach of the Kings, guided Sacramento to a fifth-place finish in the Pacific Division, compiling a 25-57 regular season record.
- Rookie Tyreke Evans, selected fourth overall in the 2009 NBA Draft, averaged a team-high 20.1 ppg, 5.3 rpg, a team-leading 5.8 apg, and 1.51 spg and became the first Kings player in the Sacramento era to win the NBA Rookie of the Year award.
- Sacramento ranked 10th in the NBA in rebounding (42.6 rpg), and third in offensive rebounding (11.9 orpg).
- The Kings rallied from a third-quarter 35-point deficit to defeat the Bulls, 102-98, at Chicago on December 21, 2009. It was the largest deficit to come back from and win since the Jazz overcame a 36-point deficit to beat the Nuggets on Nov. 27, 1996.

2009-10 GAME-BY-GAME

G	DATE	SCOREW/L	+/-	OPPONENT	W/L	REC	KINGS HI. SCORER/REBOUNDER		OPP.
HI. SCORER/REBOUNDER				ATT					
1	10/28	89-102	-13	@Oklahoma City	L	0-1	Martin-27/Thompson-9	Durant-25/Durant-11	18,203
2	10/30	92-97	-5	@New Orleans	L	0-2	Evans-22/Thompson-12	Paul-31/Okafor-13	17,306
3	10/31	94-113	-19	@San Antonio	L	0-3	Martin-29/Hawes-10	Parker-24/Blair,Duncan-10	16,966
4	11/2	127-116*	+11	Memphis	W	1-3	Martin-48/Hawes-11	Randolph-30/Gasol,Rndlph-16	17,317
5	11/4	105-113	-8	Atlanta	L	1-4	Martin-29/Thompson-12	Crawford,Jhnsn-26/Hfrd,Jhnsn-8	11,751
6	11/7	104-99	+5	@Utah	W	2-4	Evans-32/Thompson-11	Williams-29/Boozer-17	18,825
7	11/8	120-107	+13	Golden State	W	3-4	Evans-23/Casspi,Thompson-10	Jackson-21/Azubuike-7	10,760
8	11/10	101-98	+3	Oklahoma City	W	4-4	Thompson-21/Thompson-14	Durant-37/Krstic-8	10,523
9	11/13	109-100	+9	Houston	W	5-4	Thompson-27/Thompson-11	Ariza-28/Scola-9	11,762
10	11/17	87-101	-14	Chicago	L	5-5	Greene-24/Thompson-9	Salmons-23/Noah-14	12,634
11	11/20	102-104	-2	@Dallas	L	5-6	Evans-29/Thompson-8	Nowitzki,Terry-20/Gooden-16	19,871
12	11/21	106-113	-7	@Houston	L	5-7	Hawes-24/Hawes,Nocioni-9	Scola-22/Scola-12	16,202
13	11/23	105-116	-9	@Memphis	L	5-8	Evans-28/Thompson-10	Gay-24/Gay-8	10,109
14	11/25	111-97	+14	New York	W	6-8	Greene-24/Evans-11	Lee,Robinson-25/Lee-12	11,375
15	11/27	109-96	+13	New Jersey	W	7-8	Evans,Udrih-21/Hawes-10	Harris-25/Lopez-11	12,725
16	11/29	112-96	+16	New Orleans	W	8-8	Rodriguez-24/Thompson-14	West-24/Okafor,Brown-9	11,548
17	12/2	110-105	+5	Indiana	W	9-8	Evans-26/Hawes-7	Granger-33/Foster-18	10,021
18	12/5	107-115	-8	@Phoenix	L	9-9	Evans-21/Thomas-18	Nash-32/Stoudemire-21	17,747
19	12/6	102-115	-13	Miami	L	9-10	Evans-30/Thompson-8	Wade-34/Haslem-6	13,186
20	12/8	94-96	-2	@New Orleans	L	9-11	Evans-25/Thompson-9	West-24/Okafor,West-12	13,140
21	12/9	106-118	-12	@San Antonio	L	9-12	Casspi-20/Thompson-9	Jefferson-23/McDyess-9	17,353
22	12/12	120-100	+20	Minnesota	W	10-12	Thompson-23/Thompson-12	Jefferson-26/Love-12	11,333
23	12/15	88-95	-7	@Portland	L	10-13	Evans-19/Thompson-9	Roy,Aldridge-25/Przybilla-10	20,588
24	12/16	112-109	+3	Washington	W	11-13	Evans-26/Thompson-13	Arenas-33/Haywood-14	16,579
25	12/18	96-112	-16	@Minnesota	L	11-14	Casspi-21/Thompson-9	Love,Brewer-20/Love-16	13,144
26	12/19	96-95	+1	@Milwaukee	W	12-14	Evans-24/Thompson-10	Delfino-17/Bogut-13	13,745
27	12/21	102-98	+4	@Chicago	W	13-14	Evans-23/Evans-8	Deng-26/Noah-10	19,631
28	12/23	104-117*	-13	Cleveland	L	13-15	Evans-28/Hawes-12	James-34/James-16	16,407
29	12/26	103-112**	-9	LA Lakers	L	13-16	Udrih-23/Casspi-10	Bryant-38/Odom-15	17,345
30	12/28	106-101	+5	Denver	W	14-16	Nocioni-21/Thompson-11	Anthony-34/Martin-12	14,548
31	12/30	106-116	-10	Philadelphia	L	14-17	Casspi,Greene-21/Thompson-11	Wilms-22/Dmbrt,Igdla,Young-7	13,156
32	1/1	108-109	-1	@LA Lakers	L	14-18	Hawes-30/Hawes-11	Bryant-39/Gasol-16	18,997
33	1/2	91-99	-8	Dallas	L	14-19	Casspi-22/Casspi-11	Nowitzki-25/Gooden-10	14,294
34	1/5	109-113	-4	Phoenix	L	14-20	Evans-27/Evans-11	Nash-30/Richardson-9	13,630
35	1/8	101-108	-7	@Golden State	L	14-21	Evans-25/Udoka-14	Ellis-39/Biedrins-9	18,327
36	1/9	102-100	+2	Denver	W	15-21	Evans-27/Brockman-12	Billups-27/Martin-10	14,411
37	1/12	88-109	-21	Orlando	L	15-22	Evans-18/Casspi-11	Howard-30/Howard-16	14,426
38	1/15	86-98	-12	@Philadelphia	L	15-23	Martin,Thompson-19/Thmpsn-16	Young-20/Dalembert-12	16,767
39	1/16	86-96	-10	@Washington	L	15-24	Martin-23/Hawes-7	Butler-19/Haywood-10	17,242
40	1/18	103-105	-2	@Charlotte	L	15-25	Evans-34/Brockman-14	Wallace-28/Felton-9	13,678
41	1/20	97-108	-11	@Atlanta	L	15-26	Evans-24/Casspi-8	Crawford-20/Smith-9	14,809
42	1/22	84-100	-16	@Orlando	L	15-27	Evans-19/Thompson-10	Howard-19/Howard-15	17,461
43	1/23	84-115	-31	@Miami	L	15-28	Evans-15/Hawes,Thompson-7	Wade-27/Beasley-13	18,521
44	1/26	99-96	+3	Golden State	W	16-28	Udrih-24/Hawes-13	Curry-27/Maggette-12	14,522
45	1/29	94-101	-7	@Utah	L	16-29	Martin-33/Hawes-9	Millsap-32/Millsap-14	19,480
46	1/30	96-103	-7	Charlotte	L	16-30	Martin-31/Thompson-16	Wallace-38/Wallace-11	14,186
47	2/1	109-112*	-3	@Denver	L	16-31	Hawes-23/Brockman-11	Martin-24/Martin-12	15,544
48	2/3	113-115	-2	San Antonio	L	16-32	Evans-32/Evans-7	Hill-23/Duncan-13	12,934
49	2/5	102-114	-12	Phoenix	L	16-33	Greene-31/Casspi-8	Stoudemire-30/Stoudemire-9	14,922
50	2/7	104-115	-11	@Toronto	L	16-34	Martin-24/Hawes-11	Bosh-36/Bosh-11	18,007
51	2/9	118-114*	+4	@New York	W	17-34	Evans-27/Thompson-11	Chandler-35/Lee,Jeffries-10	19,531
52	2/10	103-97	+6	@Detroit	W	18-34	Martin-26/Hawes-11	Prince-23/Wallace-13	14,152
53	2/16	92-95	-3	Boston	L	18-35	Casspi-19/Evans,Thompson-11	Pierce,Wallace-17/Garnett-9	14,439
54	2/17	98-130	-32	@Golden State	L	18-36	Evans,Thompson-17/Thmpsn-15	Watson-40/Tolliver-8	17,023
55	2/20	89-99	-10	@LA Clippers	L	18-37	Evans-21/Landry-8	Gordon-30/Kaman-16	17,903
56	2/21	88-104	-16	@Phoenix	L	18-38	Landry-18/Thompson-9	Richardson-26/Stoudemire-14	17,369
57	2/23	89-101	-12	Detroit	L	18-39	Evans-28/Thompson-8	Hamilton-30Stuckey-8	11,557
58	2/26	103-99	+4	Utah	W	19-39	Udrih-25/Hawes-12	Boozer-26/Okur-11	12,938
59	2/28	97-92	+5	LA Clippers	W	20-39	Evans-22/Hawes-9	Kaman-18/Kaman-11	13,071
60	3/2	107-113	-6	@Oklahoma City	L	20-40	Evans-27/Landry-7	Durant-39/Durant-10	17,677
61	3/3	84-81	+3	@Houston	W	21-40	Landry-22/Hawes,Landry-10	Brooks-22/Scola-18	15,651
62	3/5	100-108	-8	@Dallas	L	21-41	Landry-21/Hawes-9	Nowitzki-31/Nowitzki-12	19,954
63	3/7	102-108	-6	Oklahoma City	L	21-42	Evans-24/Landry,Thompson-8	Durant-27/Krstic-10	12,081
64	3/9	81-88	-7	@Portland	L	21-43	Evans-18/Hawes-9	Roy-19/Camby,Roy,Howard-8	20,587
65	3/10	113-90	+23	Toronto	W	22-43	Udrih-24/Evans-10	Bargnani-20/Turkoglu-7	13,412
66	3/12	94-110	-16	Portland	L	22-44	Landry-18/Evans-10	Roy-28/Camby-7	12,110
67	3/14	114-100	+14	Minnesota	W	23-44	Evans-29/Evans-9	Jefferson-22/Jefferson-10	10,736
68	3/16	99-106	-7	LA Lakers	L	23-45	Evans-25/Evans-11	Bryant-30/Bynum,Gasol-12	17,361
69	3/19	108-114**	-6	Milwaukee	L	23-46	Udrih-26/Udoka-13	Jennings-35/Bogut-11	12,098
70	3/21	102-89	+13	@LA Clippers	W	24-46	Landry-24/Hawes-10	Gordon-23/Kaman-9	17,233
71	3/22	85-102	-17	Memphis	L	24-47	Landry-23/Udrih-7	Randolph-25/Randolph-12	11,497
72	3/24	79-93	-14	@New Jersey	L	24-48	Udrih-19/Thompson-11	Lopez-26/Lopez-13	10,068
73	3/26	86-94	-8	@Boston	L	24-49	Landry-30/Greene-9	Pierce-22/Garnett-13	18,624
74	3/28	90-97	-7	@Cleveland	L	24-50	Nocioni-21/Thompson-14	James-34/Jmaison-9	20,562
75	3/30	95-102	-7	@Indiana	L	24-51	Udrih,Thompson-18/Thompson-11	Granger-33/Murphy-13	13,339
76	3/31	99-108	-9	@Minnesota	L	24-52	Landry-22/Evans,Landry,Thmpsn-7	Jefferson,Brewer-19/Jffrn-12	15,582
77	4/3	87-98	-11	Portland	L	24-53	Udrih-22/Landry-9	Roy-24/Camby-15	12,875
78	4/6	86-95	-9	San Antonio	L	24-54	Evans-22/Evans-9	Jefferson-18/McDyess-11	11,732
79	4/8	116-94	+22	LA Clippers	W	25-54	Evans-28/Thompson-15	Kaman-23/Jordan-10	11,418
80	4/10	108-126	-18	Dallas	L	25-55	Landry-30/Evans-8	Nowitzki-39/Kidd-10	15,247
81	4/12	107-117	-10	Houston	L	25-56	Evans-24/Thompson-10	Martin-39/Hayes,Jeffries-7	14,549
82	4/13	100-106	-6	@LA Lakers	L	25-57	Udrih-21/Thompson-16	Gasol-28/Odom-10	18,997

* = OT

2010-11 SACRAMENTO KINGS

Front row — from left to right, Head Coach Paul Westphal, Francisco Garcia, Omri Casspi, DeMarcus Cousins, Samuel Dalembert, Jason Thompson, Donté Greene, President Geoff Petrie. Middle row — from left to right, Assistant Coach Truck Robinson, Assistant Coach Mario Elie, Assistant Coach Otis Hughley, Assistant Coach Jim Eyen, Pooh Jeter, Beno Udrih, Tyreke Evans, Marcus Thornton, Assistant Coach Pete Carril, Director of Player Personnel Jerry Reynolds, Video Coordinator Todd Purves, Advance Scout Bubba Burrage, Vice President of Basketball Operations and General Manager Wayne Cooper. Back row -- from left to right, Equipment Manager Rob Pimental, Strength & Conditioning Coach Daniel Shapiro, Darnell Jackson, Hassan Whiteside, Jermaine Taylor, Athletic Trainer Pete Youngman, Assistant Trainer Manny Romero.

FINAL STATISTICS

PLAYER	G.	MIN.	FGM	FGA	PCT.	FTM	FTA	PCT.	OFF.	DEF.	TOT.	AST.	PF	DQ	STL.	TO	BLK.	PTS.	AVG.
Tyreke Evans	57	2107	382	933	.409	205	266	.771	46	229	275	319	143	1	85	184	30	1012	17.8
DeMarcus Cousins	81	2310	432	1004	.430	276	402	.687	217	482	699	204	332	10	85	268	68	1143	14.1
Beno Udrih	79	2734	412	824	.500	197	228	.864	41	224	265	386	181	2	94	141	9	1086	13.7
Marcus Thornton (TOT)	73	1776	350	807	.434	145	184	.788	61	197	258	135	110	0	64	93	9	933	12.8
Marcus Thornton (SAC)	27	1030	213	473	.450	95	118	.805	36	91	127	92	60	0	45	56	5	574	21.3
Carl Landry*	53	1406	238	484	.492	155	215	.721	127	126	253	50	125	0	30	82	20	631	11.9
Francisco Garcia	58	1386	207	475	.436	65	76	.855	24	109	133	71	126	0	51	45	49	560	9.7
Jason Thompson	75	1748	271	534	.507	121	200	.605	144	310	454	88	212	1	28	99	44	663	8.8
Omri Casspi	71	1702	225	546	.412	68	101	.673	74	233	307	74	115	0	54	68	13	610	8.6
Samuel Dalembert	80	1938	268	567	.473	108	148	.730	212	445	657	67	225	2	36	132	116	644	8.1
Jermaine Taylor (TOT)	34	482	94	196	.480	21	28	.750	26	36	62	32	39	0	14	46	5	223	6.6
Jermaine Taylor (SAC)	26	406	78	164	.476	16	22	.727	25	28	53	30	35	0	12	40	3	184	7.1
Donté Greene	69	1127	156	386	.404	43	65	.662	49	98	147	48	88	0	36	60	20	400	5.8
Luther Head*	36	586	68	164	.415	39	50	.780	16	44	60	70	43	0	10	32	9	200	5.6
Marquis Daniels (TOT)	49	938	114	232	.491	39	57	.684	24	89	113	64	63	0	39	38	22	271	5.5
Pooh Jeter	62	858	106	259	.409	37	41	.902	9	61	70	162	54	0	29	51	2	255	4.1
Darnell Jackson	59	486	77	158	.487	30	49	.612	49	45	94	14	61	0	12	23	3	187	3.2
Antoine Wright*	7	31	1	8	.125	0	0	---	2	1	3	0	3	0	1	1	0	2	0.3
Hassan Whiteside	1	2	0	0	---	0	0	---	0	0	0	0	2	0	0	0	0	0	0.0
KINGS	82	19855	3134	6979	.449	1455	1981	.734	1071	2526	3597	1675	1805	16	608	1324	391	8151	99.4
OPPONENTS	82	19855	3260	6826	.478	1589	2085	.762	868	2508	3376	1779	1723	9	666	1204	464	8589	104.7

3-Pt. FG: Sacramento Kings 428-1277 (.335); Casspi 92-247 (.372); Garcia 81-224 (.362); Udrih 65-182 (.357); Thornton 53-147 (.361) SAC, 88-240 (.367) TOT; Greene 45-154 (.292); Evans 43-148 (.291); Head 25-64 (.391); Taylor 12-40 (.300) SAC, 14-45 (.311); Jeter 6-30 (.200); Jackson 3-11 (.273); Cousins 3-18 (.167); Dalembert 0-4; Landry 0-3; Thompson 0-3; Dalembert 0-2. Opponents 480-1353 (.355).

* Did not finish season with team

TEAM NOTES

- Kings finished fourth in the Pacific Division, compiling a 24-58 regular season record. For the first time in the Sacramento era and since the 1968-69 season the Kings finished with more wins on the road (13) than at home (11).
- Sacramento was ranked second in offensive rebounds per game (13.1 rpg) and fourth in rebounding overall (43.9 rpg).
- Rookie forward-center DeMarcus Cousins set a new Sacramento-era rookie record for most rebounds in a season (699), surpassing Lionel Simmons' mark of 697, set in 1990-91.
- Marcus Thornton, acquired along with cash considerations from New Orleans in exchange for forward Carl Landry on February 23, averaged 21.3 points (.450 FG%, .361 3pt%, .805 FT%), 4.7 rebounds, 3.4 assists, and 1.67 steals per game in 27 games with the Kings. Thornton scored a career-high 42 points in a March 14th win over the Warriors.

2010-11 GAME-BY-GAME

G	DATE	SCORE	W/L	+/-	OPPONENT	W/L	REC	KINGS HI. SCORER/REBOUNDER		OPP. HI. SCORER/REBOUNDER	OPP. ATT
1	10/27	117-116		+1	@Minnesota	W	1-0	Garcia, Landry-22/Landry-11	Ridnour-20/Love-10		17,067
2	10/29	100-106		-6	@New Jersey	L	1-1	Garcia, Evans-18/Jackson-6	Lopez-29/Humphries-8		13,482
3	10/30	107-104		+3	@Cleveland	W	2-1	Evans-21/Cousins-10	Sessions-21/Varejao-9		20,562
4	11/1	111-108		+3	Toronto	W	3-1	Evans-23/Dalembert-14	Bargnani-28/Evans-19		17,317
5	11/3	100-112		-12	L.A. Lakers	L	3-2	Evans-21/Dalembert, Thompson-10	Bryant-30/Gasol-11		16,113
6	11/6	91-100		-9	Memphis	L	3-3	Evans-30/Dalembert-12	Gay-32/Randolph-11		14,085
7	11/10	89-98		-8	Minnesota	L	3-4	Casspi-17/Dalembert-9	Beasley-42/Beasley, Love-9		12,433
8	11/12	89-103		-14	@Phoenix	L	3-5	Landry-20/Landry-11	Nash-28/Richardson-8		18,029
9	11/14	94-100		-6	Detroit	L	3-6	Evans-20/Landry, Cousins-8	Stuckey-17/Wallace-10		12,377
10	11/17	106-113		-7	New York	L	3-7	Evans-23/Cousins-10	Gallinari, Stoude.-27/Stoude.-10		12,817
11	11/19	86-81		+5	New Jersey	W	4-7	Evans-20/Cousins-10	Humphries-18/Lopez,Hump.-10		11,766
12	11/21	71-75		-4	New Orleans	L	4-8	Greene-15/Dalembert, Greene-10	West-17/Okafor-12		12,003
13	11/22	83-94		-11	@Utah	L	4-9	Cousins-18/Dalembert, Cousins-9	Miles-20/Millsap-9		18,698
14	11/25	82-100		-18	@L.A. Clippers	L	4-10	Landry-18/Landry, Cousins-6	Gordon-28/Griffin-15		11,504
15	11/27	85-96		-11	Chicago	L	4-11	Thompson-18/Thompson-9	Rose-30/Brewer-10		13,504
16	11/30	98-107		-9	Indiana	L	4-12	Udrih-24/Dalembert-12	Granger-37/Hibbert-8		10,927
17	12/3	80-113		-33	@L.A. Lakers	L	4-13	Thompson-19/Thompson-10	Bryant-22/Odom-7		18,997
18	12/4	103-105		-2	Dallas	L	4-14	Evans-25/Cousins-11	Nowitzki-25/Marion-8		12,900
19	12/6	91-98		-7	@L.A. Clippers	L	4-15	Casspi-21/Dalembert-11	Gordon-29/Griffin-11		14,964
20	12/8	116-91		+25	Washington	W	5-15	Udrih-23/Thompson-14	Thornton-20/McGee-9		12,308
21	12/11	83-104		-21	Miami	L	5-16	Casspi-20/Dalembert-11	Wade-36/Bosh-17		16,396
22	12/14	105-118		-13	@Houston	L	5-17	Cousins, Landry-17/Thompson-10	Scola-23/Scola-10		13,414
23	12/15	91-94		-3	@New Orleans	L	5-18	Evans-22/Cousins-7	Paul-22/Okafor, West-9		13,325
24	12/17	87-102		-15	@Oklahoma City	L	5-19	Evans-22/Cousins-16	Durant-24/Ibaka-10		18,203
25	12/19	93-102		-9	Houston	L	5-20	Cousins-19/Cousins-8	Martin-22/Hayes-11		13,599
26	12/21	109-117*		-8	Golden State	L	5-21	Udrih-34/Cousins-13	Ellis-36/Lee-12		13,740
27	12/23	79-84		-5	Milwaukee	L	5-22	Udrih-17/Dalembert, Landry-12	Boykins-19/Bogut-13		12,360
28	12/27	99-100		-1	L.A. Clippers	L	5-23	Evans-32/Dalembert, Cousins-8	Gordon-31/Griffin-14		14,590
29	12/29	100-98		+2	Memphis	W	6-23	Udrih-24/Cousins-16	Randolph-35/Randolph-17		12,636
30	1/1	86-104		-18	@Denver	L	6-24	Thompson-17/Cousins-8	Billups-22/Nene-14		17,466
31	1/2	94-89		+5	Phoenix	W	7-24	Cousins-28/Landry-12	Nash-20/Hill, Gortat-6		12,500
32	1/4	102-108		-6	Atlanta	L	7-25	Evans-29/Casspi-11	Ja. Crawford-31/Smith-11		11,472
33	1/6	122-102		+20	Denver	W	8-25	Evans-27/Casspi, Cousins-6	Anthony-26/Nene-8		13,184
34	1/9	112-118		-6	@Toronto	L	8-26	Udrih-25/Thompson-11	Bargnani-30/Johnson-9		17,206
35	1/11	133-136*		-3	@Washington	L	8-27	Garcia, Udrih-26/Casspi, Cousins-8	Young-43/Blatche-13		16,226
36	1/12	95-119		-24	@Boston	L	8-28	Landry-17/Thompson-9	Pierce-25/Erden-9		18,624
37	1/14	93-83		+10	@New York	W	9-28	Udrih-29/Cousins-10	Stoudemire-25/Stoudemire-13		19,763
38	1/15	106-110		-4	@Detroit	L	9-29	Evans-25/Cousins-8	Prince-21/Monroe-7		18,784
39	1/17	98-100		-2	@Atlanta	L	9-30	Cousins-20/Greene-11	Johnson-36/Smith-10		14,820
40	1/19	90-94*		-4	Portland	L	9-31	Udrih-20/Dalembert-12	Batum-24/Przybilla-11		12,722
41	1/21	112-119*		-7	@Golden State	L	9-32	Evans-35/Thompson-12	Curry-34/Wright-12		18,428
42	1/24	96-81		+15	@Portland	W	10-32	Evans-26/Landry, Cousins-8	Matthews-21/Batum-9		20,488
43	1/25	89-94		-5	Charlotte	L	10-33	Eva.,Land.-19/Eva.,Casspi,Thom.-8	Jackson-21/K. Brown-18		13,984
44	1/28	100-95		+5	@L.A. Lakers	W	11-33	Cousins-27/Landry, Cousins-10	Bryant-38/Gasol-11		18,997
45	1/29	102-96		+6	New Orleans	W	12-33	Cousins-25/Cousins-12	West-21/West-7		14,534
46	2/1	90-95		-5	Boston	L	12-34	Evans,Cousins-20/Dalem.,Casspi-7	Allen-22/Perkins-10		16,482
47	2/4	100-113		-13	San Antonio	L	12-35	Evans-25/Cousins-10	Parker-25/Blair-12		15,772
48	2/7	104-107		-3	Utah	L	12-36	Cousins-25/Cousins-14	Jefferson-23/Kirilenko-8		11,509
49	2/9	100-102		-2	Dallas	L	12-37	Dalembert-20/Cousins-15	Terry-22/Kidd-8		12,310
50	2/12	97-99		-2	Oklahoma City	L	12-38	Evans-30/Cousins-12	Durant-35/Durant, Ibaka-6		14,987
51	2/13	113-108		+5	@Phoenix	W	13-38	Evans-21/Dalembert-15	Nash-22/Gortat-12		17,798
52	2/15	96-126		-30	@Oklahoma City	L	13-39	Cousins-21/Cousins-13	Cook-20/Ibaka-9		18,087
53	2/16	100-116		-16	@Dallas	L	13-40	Taylor-17/Cousins-12	Kidd-20/Haywood-10		20,420
54	2/22	97-117		-20	@Miami	L	13-41	Dalembert-18/Dalembert-13	James-31/Bosh-9		19,754
55	2/23	111-105		+6	@Orlando	W	14-41	Taylor-21/Dalembert-9	Howard-31/Howard-17		19,146
56	2/25	98-110		-12	@Charlotte	L	14-42	Dalembert-18/Thompson-13	Jackson-30/Brown-13		15,782
57	2/26	92-120		-28	@Memphis	L	14-43	Udrih-24/Casspi, Dalembert-8	Randolph-23/Randolph-12		16,028
58	2/28	105-99		+6	L.A. Clippers	W	15-43	Thornton-29/Dalembert-10	Griffin-27/Griffin-12		17,317
59	3/2	102-107		-5	Portland	L	15-44	Cousins-28/Cousins-11	Matthews-21/Camby-13		12,286
60	3/5	102-109*		-7	@Utah	L	15-45	Thornton-22/Cousins-18	Jefferson-27/Elson-9		19,911
61	3/7	101-123		-22	Houston	L	15-46	Cousins-20/Dalembert-12	Budinger-20/Lowry-7		12,561
62	3/9	102-106		-4	Orlando	L	15-47	Cousins-29/Dalembert-10	Nelson-26/Howard-15		12,728
63	3/11	103-108		-5	@San Antonio	L	15-48	Taylor, Casspi-16/Cousins-11	Parker-27/Duncan-10		18,712
64	3/12	103-115		-12	@New Orleans	L	15-49	Thornton-25/Cousins-11	Paul-33/West-9		15,530
65	3/14	129-119		+10	Golden State	W	16-49	Thornton-42/Dalembert-16	Thornton-23/Lee,Radmanovic-4		14,243
66	3/16	93-97		-4	Cleveland	L	16-50	Thornton-23/Cousins-16	Sessions-20/Hickson,Harang.-8		13,477
67	3/18	80-102		-22	Philadelphia	L	16-51	Cousins-19/Dalembert-13	Holiday-15/Young-10		15,373
68	3/20	127-95		+32	@Minnesota	W	17-51	Dalembert-26/Dalembert-17	Ridnour-22/Milicic-6		18,993
69	3/21	92-132		-40	@Chicago	L	17-52	Thornton-25/Cousins-8	Korver, Rose-18/Noah-9		21,873
70	3/23	97-90		+7	@Milwaukee	W	18-52	Thornton-27/Dalembert-12	Delfino-30/Bogut-9		14,122
71	3/25	110-93		+17	@Indiana	W	19-52	Cousins-18/Cousins-14	Granger-20/Hansb.,Rush,Geo.-8		13,813
72	3/27	114-111*		+3	@Philadelphia	W	20-52	Thornton-32/Dalembert-19	Holiday-28/Hawes-15		16,235
73	3/29	116-113		+3	Phoenix	W	21-52	Thornton-24/Thornton-11	Dudley, Frye-21/Gortat-11		13,774
74	3/30	90-104		-14	@Denver	L	21-53	Thornton-27/Dalem., Thompson-6	Lawson-20/Nene-15		17,955
75	4/1	90-99		-9	Denver	L	21-54	Garcia-17/Dalembert-12	Felton-17/Nene-12		15,871
76	4/3	106-97		+9	Utah	W	22-54	Evans-24/Cousins-9	Millsap-21/Jefferson-9		17,215
77	4/5	104-101		+3	@Houston	W	23-54	Dalem., Thorn.-21/Dal.,Cousins-15	Martin-30/Hayes, Scola-10		15,523
78	4/6	92-124		-32	@San Antonio	L	23-55	Evans-16/Cousins-11	Ginobili-25/Duncan-8		18,590
79	4/8	96-101		-5	@Memphis	L	23-56	Thornton-18/Dalembert-16	Randolph-27/Randolph-15		16,517
80	4/10	104-103		+1	@Golden State	W	24-56	Thornton-21/Dalembert-14	Curry-27/Lee-14		19,596
81	4/11	112-120		-8	Oklahoma City	L	24-57	Cousins-30/Dalem.,Cou.,Thorn.-9	Durant-32/Durant, Ibaka-8		15,683
82	4/13	108-116*		-8	L.A. Lakers	L	24-58	Thornton-33/Dalembert-18	Bryant-36/Gasol-13		17,641

* = OT

2012-13 SACRAMENTO KINGS

Front row — from left to right, Head Coach Keith Smart, John Salmons, Marcus Thornton, DeMarcus Cousins, Chuck Hayes, Jason Thompson, Patrick Patterson, President of Basketball Operations Geoff Petrie. Middle row — from left to right, Assistant Coach Alex English, Director of Player Development Fat Lever, Assistant Coach Bobby Jackson, Assistant Coach Jim Eyen, Director of Player Personnel Jerry Reynolds, Toney Douglas, Jimmer Fredette, Isaiah Thomas, Tyreke Evans, Advance Scout Scott Wissell, Special Assistant Ross McMains, Assistant Coach Clifford Ray, Vice President and General Manager of Basketball Operations Wayne Cooper. Back row –– from left to right, Equipment Manager Dwayne Wilson, Strength & Conditioning Coach Daniel Shapiro, James Johnson, Cole Aldrich, Travis Outlaw, Director of Sports Medicine Pete Youngman, Assistant Equipment Manager Miguel Lopez, Head Athletic Trainer Manny Romero.

FINAL STATISTICS

PLAYER	G	GS	MIN	FG	FGA	PCT	3FG	3FGA	3PCT	FT	FTA	PCT	OFF	DEF	TOT	AST	PF	DQ	STL	TO	BLK	PTS	AVG
Cousins	75	74	2289	482	1036	.465	4	22	.182	312	423	.738	222	524	746	199	269	4	108	225	55	1280	17.1
Evans	65	61	2016	366	765	.478	45	133	.338	210	271	.775	56	231	287	229	133	0	90	128	27	987	15.2
Thomas	79	62	2122	366	832	.440	115	321	.358	253	287	.882	29	132	161	316	167	0	67	140	3	1100	13.9
Thornton	72	8	1726	332	774	.429	141	379	.372	111	126	.881	50	131	181	91	105	0	61	68	4	916	12.7
Thompson	82	81	2285	374	745	.502	0	3	.000	143	206	.694	172	377	549	84	227	1	48	101	61	891	10.9
Patterson (TOT)	71	41	1775	319	623	.512	51	132	.386	48	63	.762	113	224	337	81	138	0	31	61	40	737	10.4
Patterson (SAC)	24	3	556	83	168	.494	16	36	.444	11	14	.786	40	76	116	30	48	0	13	19	13	193	8.0
Salmons	76	72	2278	244	612	.399	99	267	.371	85	110	.773	33	174	207	226	143	1	51	85	25	672	8.8
Brooks	46	20	959	139	303	.459	48	127	.378	40	52	.769	12	66	78	108	89	2	29	63	7	366	8.0
Douglas (TOT)	71	0	1288	188	466	.403	82	216	.380	76	84	.905	34	104	138	151	145	0	71	81	3	534	7.5
Douglas (SAC)	22	0	376	49	114	.430	21	54	.389	16	16	1.000	11	37	48	58	42	0	31	25	1	135	6.1
Fredette	69	0	967	172	409	.421	65	156	.417	85	99	.859	19	52	71	92	64	0	31	68	3	494	7.2
Outlaw	38	2	444	74	177	.418	14	50	.280	38	52	.731	17	44	61	21	35	0	11	19	8	200	5.3
Garcia	40	15	710	77	205	.376	40	109	.367	12	14	.857	7	61	68	43	66	0	32	20	31	206	5.2
Johnson	54	11	878	117	283	.413	2	21	.095	40	67	.597	49	96	145	58	99	0	41	68	50	276	5.1
Robinson	51	0	809	103	243	.424	0	0	---	41	71	.577	92	146	238	36	95	0	25	65	21	247	4.8
Hayes	74	1	1209	84	190	.442	0	1	.000	30	48	.625	113	186	299	112	114	0	31	44	18	198	2.7
Aldrich (TOT)	45	0	388	44	80	.550	0	0	---	12	20	.600	30	90	120	9	60	0	5	23	23	100	2.2
Aldrich (SAC)	15	0	175	21	37	.568	0	0	---	8	11	.727	18	45	63	3	19	0	2	9	14	50	3.3
Honeycutt	9	0	32	3	11	.273	0	2	.000	2	2	1.000	3	7	10	2	2	0	0	5	1	8	0.9
KINGS	82	-	19830	3086	6904	.447	610	1681	.363	1437	1869	.769	943	2385	3328	1708	1717	8	671	1199	342	8219	100.2
OPPONENTS	82	-	19830	3222	6831	.472	625	1762	.355	1550	1980	.783	973	2601	3574	2058	1636	6	624	1208	517	8619	105.1

TEAM NOTES

- The Kings finished fourth in the Pacific Division, compiling a 28-54 regular season record. Sacramento posted a 20-21 home record. Sacramento posted a 15-2 record when shooting 50 percent or better from the field.
- The Kings ranked 10th in the NBA in scoring (100.2 ppg), 11th in free throw percentage (.769) and 12th in three-point field goal percentage (.363).
- DeMarcus Cousins, in his third NBA season, led the Kings in scoring (17.1 ppg), rebounding (9.9 rpg, 9th in the NBA), and steals (1.44 spg). Among centers, Cousins ranked second in steals, tied for fourth in scoring, 10th in rebounding, sixth in assists (2.7 apg) and second n free throws made per game (4.2). Cousins recorded his first career triple-double with 12 points, 10 rebounds, and a career-high 10 assists in a win against New York (12/28/12).
- Sacramento traded rookie forward Thomas Robinson (selected fifth overall in the 2012 NBA Draft), guard Francisco Garcia and Tyler Honeycutt to Houston in excahgne for forward Patrick Patterson, guard Toney Douglas, center Cole Aldrich and cash considerations on February 20, 2013.
- On May 31, 2013, the sale of the Sacramento Kings to an ownership group led by Vivek Ranadivé was completed. The Maloof family had owned the Kings for the previous 13 seasons (1999-00 - 2012-13).

2012-13 GAME-BY-GAME

G	DATE	SCORE	W/L	+/-	OPPONENT	W/L	REC	KINGS HI. SCORER/REBOUNDER	HI. SCORER/REBOUNDER	OPP. ATT
1	10/31	87-93		-6	@Chicago	L	0-1	Evans-21/Evans,Thompson-8	Noah-23/Deng-12	21,313
2	11/2	80-92		-12	@Minnesota	L	0-2	Thomas-20/Hayes-11	Barea-21/Cunningham-9	19,356
3	11/3	98-106**		-8	@Indiana	L	0-3	Thornton-26/Cousins-13	Hill,West-18/West-18	18,165
4	11/5	94-92		+2	Golden State	W	1-3	Cousins-23/Cousins-15	Thompson-22/Thompson-7	17,317
5	11/7	105-103		+2	Detroit	W	2-3	Cousins-21/Cousins-11	Knight,Monroe-21/Monroe-12	10,185
6	11/9	86-97		-11	San Antonio	L	2-4	Thornton,Thompson-17/Cousins-9	Duncan-23/Duncan-12	13,505
7	11/11	90-103		-13	@L.A. Lakers	L	2-5	Fredette-18/Thompson-10	Howard-23/Howard-18	18,997
8	11/13	86-103		-17	Portland	L	2-6	Johnson-16/Thompson-11	Lillard-22/Hickson-13	10,153
9	11/16	96-112		-16	@Atlanta	L	2-7	Thompson-19/Cousins-16	Korver-22/Horford-10	11,814
10	11/18	90-99		-9	Brooklyn	L	2-8	Cousins-29/Thompson-8	Blatche-22/Humphries-10	11,965
11	11/21	113-97		+16	L.A. Lakers	W	3-8	Thornton-23/Thompson-10	Bryant-38/Gasol,Howard-9	15,249
12	11/23	102-104		-2	@Utah	L	3-9	Evans-19/Cousins-7	Hayward-23/Favors-14	18,000
13	11/24	108-97		+11	Utah	W	4-9	Evans-27/Cousins,Thompson-9	Foye-17/Millsap-8	12,239
14	11/27	89-97		-8	Minnesota	L	4-10	Cousins,Evans-20/Evans-7	Love-23/Love-24	10,741
15	11/30	92-97		-5	Indiana	L	4-11	Cousins-19/Cousins-16	West-31/West-11	12,544
16	12/1	81-116		-35	@L.A. Clippers	L	4-12	Thornton-20/Thompson-12	Crawford-17/Griffin-9	19,060
17	12/5	107-100		+7	Toronto	W	5-12	Cousins-25/Cousins-13	Lowry-34/Davis-11	12,476
18	12/7	91-82		+9	Orlando	W	6-12	Cousins,Thomas-17/Cousins-14	Davis-20/Davis-11	16,305
19	12/8	99-80		+19	@Portland	W	7-12	Cousins,Salmons-19/Cousins-12	Aldridge-17/Hickson-15	19,454
20	12/10	96-119		-23	@Dallas	L	7-13	Cousins,Garcia-25/Thompson-12	Mayo-19/Mayo-7	19,737
21	12/12	85-98		-13	@Milwaukee	L	7-14	Evans-17/Thompson-15	Jennings-19/Ilyasova-14	11,491
22	12/14	103-113		-10	@Oklahoma City	L	7-15	Thomas-26/Cousins-7	Durant-31/Ibaka-11	18,203
23	12/16	97-122		-25	Denver	L	7-16	Thomas-20/Cousins-11	McGee-19/Faried,Iguodala-8	13,327
24	12/17	90-101		-11	@Phoenix	L	7-17	Fredette-22/Cousins-10	Brown-22/Gortat-13	13,068
25	12/19	131-127		+4	Golden State	W	8-17	Cousins-24/Thompson-15	Curry-32/Lee-8	12,885
26	12/21	85-97		-12	@L.A. Clippers	L	8-18	Fredette-16/Thompson-8	Paul-24/Griffin-13	19,060
27	12/23	108-96		+12	Portland	W	9-18	Thornton-22/Salmons-7	Aldridge-22/Aldridge,Hickson-11	13,244
28	12/26	91-109		-18	@Portland	L	9-19	Salmons-19/Hayes-9	Aldridge-28/Hickson-14	20,545
29	12/28	106-105		+1	New York	W	10-19	Thornton-18/Cousins-10	J.Smith-28/Chandler-18	16,407
30	12/30	118-96		+22	Boston	W	11-19	Thomas-27/Cousins-10	Pierce,Terry-20/Garnett-12	15,305
31	1/1	97-103		-6	@Detroit	L	11-20	Cousins-21/Cousins-14	Knight-20/Drummond,Monroe-11	12,175
32	1/2	97-94		+3	@Cleveland	W	12-20	Thompson-19/Cousins-16	Irving-22/Thompson-13	12,331
33	1/4	105-96		+9	@Toronto	W	13-20	Cousins-31/Cousins-20	Lowry-24/Davis-13	17,824
34	1/5	93-113		-20	@Brooklyn	L	13-21	Cousins-28/Cousins-11	Lopez-18/Evans-12	17,732
35	1/7	81-113		-32	Memphis	L	13-22	Salmons-17/Robinson-12	Ellington-26/Randolph-7	11,531
36	1/10	112-117*		-5	Dallas	L	13-23	Cousins-29/Robinson-10	Mayo-24/Marion,Mayo-10	14,011
37	1/12	99-128		-29	Miami	L	13-24	Thomas-34/Robinson-10	Chalmers-34/Anthony-7	14,367
38	1/14	124-118		+6	Cleveland	W	14-24	Cousins-26/Cousins-14	Waiters-33/Thompson-15	12,194
39	1/16	95-94		+1	Washington	W	15-24	Cousins,Evans,Salmons-21/Cousins-16	Beal-26/Nene,Webster-9	11,611
40	1/18	69-85		-16	@Memphis	L	15-25	Cousins-22/Cousins-12	Conley-19/Gasol-10	15,910
41	1/19	97-93		+4	@Charlotte	W	16-25	Thornton-18/Cousins-10	Sessions-16/Haywood-7	17,012
42	1/21	105-114		-9	@New Orleans	L	16-26	Cousins-29/Cousins-13	Anderson-27/Aminu-11	10,880
43	1/23	96-106		-10	Phoenix	L	16-27	Evans-16/Cousins-15	Scola-21/Scola-7	12,741
44	1/25	95-105		-10	Oklahoma City	L	16-28	Evans-16/Cousins,Salmons-8	Durant,Martin-24/Durant-11	15,022
45	1/26	93-121		-28	@Denver	L	16-29	Brooks-16/Robinson-10	Lawson-26/Faried,Miller-9	17,651
46	1/28	96-94		+2	@Washington	W	17-29	Thomas-22/Evans,Hayes,Thompson-5	Okafor-23/Okafor-15	13,422
47	1/30	81-99		18	@Boston	L	17-30	Evans-19/Evans-11	Pierce-16/Pierce-10	18,624
48	2/1	80-89		-9	@Philadelphia	L	17-31	Evans-29/Cousins-12	T. Young-23/Young-15	17,927
49	2/2	81-120		-39	@New York	L	17-32	Cousins-25/Cousins-9	J. Smith-25/Chandler-20	19,033
50	2/4	91-98*		-7	@Utah	L	17-33	Thompson-23/Thompson-10	Foye-20/Jefferson-12	17,742
51	2/9	120-109		+11	Utah	W	18-33	Thomas-25/Cousins-11	Burks-26/Favors,Millsap-8	16,193
52	2/10	117-111		+6	Houston	W	19-33	Salmons,Thomas-23/Hayes-12	Harden-30/Asik-12	15,526
53	2/12	101-108		-7	@Memphis	L	19-34	Cousins-23/Cousins,Evans-7	Gasol-24/Gasol-12	14,722
54	2/13	100-123		-23	@Dallas	L	19-35	Evans-23/Cousins-13	Carter-26/Marion-9	19,892
55	2/19	102-108		-6	San Antonio	L	19-36	Thomas-22/Thompson-8	Parker-30/Duncan-14	14,940
56	2/22	108-122		-14	@Atlanta	L	19-37	Thomas-30/Cousins-13	Horford-24/Horford-8	15,031
57	2/24	95-110		-15	@New Orleans	L	19-38	Salmons-18/Cousins-10	Davis-20/Anderson-9	12,788
58	2/26	129-141**		-12	@Miami	L	19-39	Thornton-36/Cousins-15	James-40/Bosh,James,Wade-8	19,734
59	2/27	125-101		+24	@Orlando	W	20-39	Salmons-21/Thornton-8	Harris-23/Afflalo-7	16,722
60	3/1	102-130		-28	@San Antonio	L	20-40	Thornton-25/Cousins-7	Blair-16/Splitter-11	18,581
61	3/3	119-83		+36	Charlotte	W	21-40	Salmons-22/Thompson-14	Hndrsn,Mllns-12/Kidd-Ghst,McRbts-6	14,555
62	3/5	113-120		-7	Denver	L	21-41	Thornton-32/Cousins-13	Lawson-24/Faried-12	11,923
63	3/6	83-87		-4	@Golden State	L	21-42	Thompson-17/Patterson,Thompson-8	Thompson-20/Lee-10	19,596
64	3/8	121-112		+9	Phoenix	W	22-42	Thomas-27/Cousins-14	Beasley-24/Scola-9	13,501
65	3/10	113-115		-2	Milwaukee	L	22-43	Cousins-24/Cousins-10	Ellis-29/Dalembert-11	14,761
66	3/13	121-79		+42	Chicago	W	23-43	Evans-26/Patterson-9	Boozer-21/Noah-9	14,426
67	3/17	102-113		-11	@L.A. Lakers	L	23-44	Thomas-26/Hayes,Thompson-7	Jamison-27/Howard-17	18,997
68	3/19	116-101		+15	L.A. Clippers	W	24-44	Thornton-25/Cousins-11	Griffin-26/Jordan-9	13,563
69	3/21	101-98		+3	Minnesota	W	25-44	Thomas-24/Cousins-14	Pekovic-18/Pekovic-12	12,176
70	3/23	95-101		-6	@Denver	L	25-45	Cousins-24/Cousins-15	Gallinari-19/Faried,Koufos-9	19,155
71	3/24	103-117		-14	Philadelphia	L	25-46	Thomas-25/Cousins-9	Wright-22/Hawes,Holiday-10	14,647
72	3/27	105-98		+7	@Golden State	W	26-46	Thomas-31/Patterson,Thompson-9	Lee-20/Lee-10	19,596
73	3/28	117-103		+14	@Phoenix	W	27-46	Cousins-34/Cousins-14	Scola-25/Beasley-8	15,086
74	3/30	98-103		-5	L.A. Lakers	L	27-47	Evans-21/Cousins-11	Howard-24/Howard-15	17,317
75	4/3	102-112		-10	Houston	L	27-48	Evans-22/Thompson-15	Parsons-29/Jones-12	12,377
76	4/5	108-117		-9	Dallas	L	27-49	Thomas-29/Thompson-16	Marion-25/Marion-12	13,903
77	4/7	87-89		-2	Memphis	L	27-50	Cousins-22/Cousins,Hayes-9	Conley-25/Gasol-10	15,205
78	4/10	121-110		11	New Orleans	W	28-50	Salmons-22/Thompson-8	Gordon-23/Davis-10	14,275
79	4/12	101-108		-7	@San Antonio	L	28-51	Cousins-19/Cousins-12	Parker-22/Splitter-12	18,581
80	4/14	100-121		-21	@Houston	L	28-52	Outlaw-15/Aldrich-12	Harden-29/Asik-12	18,138
81	4/15	95-104		-9	@Oklahoma City	L	28-53	Thomas-16/Aldrich-13	Durant-29/Brewer-13	18,203
82	4/17	108-112		-4	L.A. Clippers	L	28-54	Cousins-36/Cousins-22	Paul-25/Jordan-10	17,317

* = OT

2013-14 SACRAMENTO KINGS

Front row — from left to right, Head Coach Michael Malone, Reggie Evans, Jason Thompson, DeMarcus Cousins, Rudy Gay, Quincy Acy, Assistant Coach Chris Jent. Middle row — from left to right, Assistant Coach/Assistant Director of Player Development Ryan Bowen, Assistant Coach Corliss Williamson, Assistant Coach/Director of Player Development Dee Brown, Assistant Coach Micah Nori, Ben McLemore, Jared Cunningham, Isaiah Thomas, Ray McCallum, Director of Athletic Performance Chip Schaefer, Director of Sports Medicine Pete Youngman, Head Athletic Trainer Manny Romero. Back row — from left to right, Derrick Williams, Aaron Gray, Travis Outlaw. Not pictured: Carl Landry.

FINAL STATISTICS

PLAYER	G	GS	MIN	FG	FGA	PCT	3FG	3FGA	3PCT	FT	FTA	PCT	OFF	DEF	TOT	AST	PF	DQ	STL	TO	BLK	PTS	AVG
Cousins	71	71	2298	591	1191	.496	0	7	.000	432	595	.726	218	613	831	207	270	4	109	251	91	1614	22.7
Thomas	72	54	2497	496	1096	.453	127	364	.349	346	407	.850	47	163	210	454	185	0	93	213	8	1465	20.3
Gay (TOT)	73	73	2531	537	1179	.455	65	197	.330	318	387	.822	113	324	437	209	171	2	95	224	56	1457	20.0
Gay (SAC)	55	55	1892	407	844	.482	43	138	.312	250	299	.836	84	220	304	169	124	1	67	165	33	1107	20.1
Vasquez*	18	18	465	65	150	.433	16	50	.320	30	32	.938	5	29	34	95	38	0	6	27	1	176	9.8
McLemore	82	55	2187	255	679	.376	95	297	.320	115	143	.804	53	182	235	82	201	1	45	96	18	720	8.8
Thornton*	46	26	1121	142	373	.381	57	179	.318	42	52	.808	39	85	124	47	74	0	31	38	8	383	8.3
Williams (TOT)	78	15	1820	206	482	.427	26	99	.263	186	259	.718	71	252	323	56	114	0	48	76	20	624	8.0
Williams (SAC)	67	15	1658	187	428	.437	24	84	.286	172	243	.708	68	229	297	55	105	0	44	70	16	570	8.5
Thompson	82	61	2007	251	496	.506	0	0	---	84	145	.579	153	374	527	53	251	5	32	95	56	586	7.1
Patterson*	17	6	415	50	122	.410	9	39	.231	9	16	.563	34	65	99	15	39	0	13	16	3	118	6.9
McCallum	45	10	897	113	300	.377	22	59	.373	32	43	.744	18	61	79	120	69	0	22	39	9	280	6.2
Fredette*	41	0	463	94	198	.475	36	73	.493	17	19	.895	7	38	45	61	28	0	14	44	3	241	5.9
Salmons*	18	8	445	41	117	.350	16	42	.381	7	7	1.000	8	38	46	44	32	0	12	14	8	105	5.8
Outlaw	63	4	1065	130	326	.399	41	117	.350	42	52	.808	36	132	168	48	94	0	20	26	19	343	5.4
Terry (TOT)	35	0	570	55	152	.362	39	103	.379	10	15	.667	4	33	37	56	48	0	13	27	0	159	4.5
Mbah a Moute*	9	5	196	15	32	.469	1	3	.333	9	13	.692	9	18	27	15	18	1	9	4	5	40	4.4
Landry	18	1	233	31	60	.517	0	0	---	14	17	.824	15	42	57	5	34	1	3	9	1	76	4.2
Evans (TOT)	54	20	899	71	150	.473	0	0	---	72	130	.554	115	219	334	21	119	1	37	58	3	214	4.0
Evans (SAC)	24	14	500	48	91	.527	0	0	---	37	65	.569	62	123	185	16	65	1	24	30	1	133	5.5
Acy (TOT)	63	0	848	66	141	.468	4	15	.267	35	53	.660	72	144	216	28	122	1	23	30	26	171	2.7
Acy (SAC)	56	0	786	60	127	.472	2	10	.200	30	45	.667	67	134	201	24	114	1	19	28	23	152	2.7
Johnson (TOT)	45	0	392	36	113	.319	9	47	.191	19	26	.731	9	46	55	20	26	0	6	15	2	100	2.2
Johnson (SAC)	7	0	50	3	17	.176	1	6	.167	2	4	.500	2	2	4	4	3	0	0	1	1	9	1.3
Hayes*	16	1	179	14	32	.438	0	0	---	5	7	.714	20	27	47	6	18	0	11	7	2	33	2.1
Cunningham (TOT)	13	0	80	6	21	.286	1	7	.143	13	16	.813	1	5	6	8	16	0	3	2	0	26	2.0
Cunningham (SAC)	8	0	58	5	19	.263	1	6	.167	13	14	.929	1	4	5	5	13	0	3	0	0	24	3.0
Gray (TOT)	37	6	354	27	61	.443	0	1	.000	11	20	.550	42	69	111	22	64	0	10	31	8	65	1.8
Gray (SAC)	33	6	335	25	58	.431	0	1	.000	10	18	.556	39	64	103	19	57	0	10	27	8	60	1.8
Ndiaye*	14	0	74	3	9	.333	0	0	---	0	1	.000	5	13	18	3	15	0	0	3	4	6	0.4
White*	3	0	9	0	1	.000	0	0	---	0	0	---	0	0	0	0	2	0	0	0	0	0	0.0
KINGS	82	-	19830	3026	6766	.447	491	1475	.333	1698	2237	.759	990	2656	3646	1547	1849	15	587	1249	318	8241	100.5
OPPONENTS	82	-	19830	3103	6734	.461	696	1833	.380	1577	2139	.737	813	2568	3381	1927	1897	23	637	1116	459	8479	103.4

* Did not finish season with the team

TEAM NOTES

- Under first-year Kings Head Coach Michael Malone, the Kings finished fourth in the Pacific Division, compiling a 28-54 regular season record. The Kings were 23-6 when scoring 105 points or more.
- The Kings ranked fifth in offensive rebounding (12.1 orpg) and ninth in rebounding (44.5 rpg) in the NBA.
- Sacramento was the only team in the NBA to have three players averaging 20 or more points per game - Cousins (22.7 ppg), Isaiah Thomas (20.3 ppg) and Rudy Gay (20.0 ppg).
- DeMarcus Cousins, in his fourth NBA season, led the Kings in scoring (22.7 ppg, tied 9th in NBA), rebounding (11.7 rpg, 5th in the NBA), steals (1.54 spg) and blocks (1.28 bpg). With 53 double-doubles, Cousins set a new Sacramento-era single-season record.

2013-14 GAME-BY-GAME

G	DATE	SCORE	W/L	+/-	OPPONENT	W/L	REC	KINGS HI. SCORER/REBOUNDER		OPP.
HI. SCORER/REBOUNDER					ATT					
1	10/30	90-88		+2	DENVER	W	1-0	Cousins-30/Cousins-14	Lawson-20/Hickson-9	17,317
2	11/1	101-110		-9	L.A. CLIPPERS	L	1-1	Thomas-29/Cousins-10	Paul-26/Griffin-17	17,317
3	11/2	87-98		-11	@Golden State	L	1-2	McLemore-19/Outlaw-12	Thompson-27/Lee-12	19,596
4	11/5	100-105		-5	ATLANTA	L	1-3	Thomas-26/Patterson-9	Horford-27/Millsap-11	13,506
5	11/8	91-104		-13	@Portland	L	1-4	Cousins-35/Cousins-9	Lillard-22/Lillard-8	17,627
6	11/9	85-96		-11	PORTLAND	L	1-5	Cousins-33/Cousins-12	Aldridge-22/Aldridge-14	15,482
7	11/13	107-86		+21	BROOKLYN	W	2-5	Thornton-24/Thompson-11	Lopez-16/Lopez,Pierce-9	15,122
8	11/15	90-97		-7	DETROIT	L	2-6	Cousins-26/Cousins-13	Smith-21/Drummond-18	17,317
9	11/17	86-97		-11	MEMPHIS	L	2-7	Outlaw-18/Ndiaye,Outlaw-6	Randolph-22/Randolph-10	15,630
10	11/19	107-104		+3	PHOENIX	W	3-7	Cousins-27/Cousins-12	Green-23/Frye-9	14,626
11	11/20	113-106		+7	@Phoenix	W	4-7	Thomas-23/Cousins-12	Dragic-31/Plumlee-7	12,705
12	11/23	102-103		-1	@L.A. Clippers	L	4-8	Cousins-23/Cousins-19	Paul-22/Jordan-12	19,060
13	11/24	86-100		-14	@L.A. Lakers	L	4-9	Vasquez-20/Cousins-8	Henry-21/Hill-13	18,997
14	11/29	98-104*		-6	L.A. CLIPPERS	L	4-10	Cousins-25/Cousins,Patterson-9	Crawford-31/Jordan-15	17,317
15	12/1	113-115		-2	GOLDEN STATE	L	4-11	Cousins-24/Pttrsn,Thmpsn,Wlms-7	Curry-36/Lee-12	15,588
16	12/3	95-97		-2	OKLAHOMA CITY	L	4-12	Thomas-24/Patterson,Thmpsn-10	Durant-27/Durant-11	15,089
17	12/6	100-106		-6	L.A. LAKERS	L	4-13	Cousins,McLemore-20/Cousins-11	Gasol,Meeks-19/Hill-9	17,317
18	12/7	112-102*		+10	@Utah	W	5-13	Cousins-28/McLemore-9	Hayward-22/Burke-10	16,500
19	12/9	112-97		+15	DALLAS	W	6-13	Cousins-32/Cousins-19	Ellis-21/Crowder-7	15,329
20	12/11	101-122		-21	UTAH	L	6-14	Cousins-21/Cousins-11	Jefferson-20/Favors-7	15,198
21	12/13	107-116		-9	@Phoenix	L	6-15	Thomas-29/Cousins-16	Dragic-29/Plumlee,Tucker-9	14,128
22	12/15	106-91		+15	HOUSTON	W	7-15	Gay-26/Cousins-10	Harden-25/Howard-10	15,606
23	12/17	87-95		-8	@Charlotte	L	7-16	Cousins-30/Cousins-17	Walker-24/Biyombo,Jefferson-9	11,339
24	12/18	107-124		-17	@Atlanta	L	7-17	Cousins-28/Cousins,Thompson-7	Korver-28/Horford-10	10,185
25	12/20	103-122		-19	@Miami	L	7-18	Cousins-27/Cousins-8	Bosh-25/Bosh-8	19,600
26	12/21	105-100		+5	@Orlando	W	8-18	Gay,Thomas-23/Cousins-11	Afflalo-26/O'Quinn,Vucevic-9	14,283
27	12/23	100-113		-13	NEW ORLEANS	L	8-19	Cousins-24/Cousins-14	Evans-25/Davis-11	17,317
28	12/27	108-103*		+5	MIAMI	W	9-19	Cousins-27/Cousins-17	James-33/James-8	17,317
29	12/29	104-112		-8	@San Antonio	L	9-20	Cousins-29/Cousins-14	Ginobili-28/Duncan-13	18,581
30	12/31	110-106		-4	@Houston	W	10-20	Gay-25/Cousins-16	Harden-38/Jones-11	18,232
31	1/2	104-113		-9	PHILADELPHIA	L	10-21	Cousins-33/Cousins-14	Young-28/Turner-10	16,259
32	1/4	103-113		-10	CHARLOTTE	L	10-22	Cousins-26/Thompson-14	Walker-30/McRoberts-11	16,410
33	1/7	123-119		+4	PORTLAND	W	11-22	Cousins-35/Cousins-13	Lillard-41/Batum-11	15,518
34	1/10	103-83		+20	ORLANDO	W	12-22	Cousins-24/Cousins-14	Harris-16/Davis-12	15,694
35	1/12	124-80		+44	CLEVELAND	W	13-22	Thomas-26/Thompson-16	Miles-14/Varejao-7	16,072
36	1/14	92-116		-24	@Indiana	L	13-23	Cousins-31/Cousins-13	George-31/West-8	17,530
37	1/15	111-108		+3	@Minnesota	W	14-23	Gay-33/Cousins-11	Love-27/Love-11	12,399
38	1/17	90-91		-1	@Memphis	L	14-24	Cousins-22/Cousins-17	Conley-25/Randolph-9	17,212
39	1/19	93-108		-15	@Oklahoma City	L	14-25	Thomas-38/Cousins-14	Durant-30/Adams,Collison-7	18,203
40	1/21	114-97		+17	@New Orleans	W	15-25	Gay-41/Cousins-11	Evans-17/Davis-6	16,459
41	1/22	98-119		-21	@Houston	L	15-26	Williams-22/Williams-11	Howard-26/Howard-13	16,488
42	1/24	111-116*		-5	INDIANA	L	15-27	Thornton-42/Williams-11	George-36/Hibbert-11	17,317
43	1/26	117-125		-8	DENVER	L	15-28	Thomas-22/Thompson-10	Lawson-27/Faried-11	15,939
44	1/27	99-106		-7	@Utah	L	15-29	Thompson-19/Williams-15	Favors-17/Favors-12	16,663
45	1/29	89-99		-10	MEMPHIS	L	15-30	Thomas-24/Landry-9	Conley-27/Randolph-7	15,195
46	1/31	103-107		-4	@Dallas	L	15-31	Gay-35/Gay-12	Nowitzki-34/Wright-10	19,614
47	2/1	93-95		-2	@San Antonio	L	15-32	Thomas-26/Acy-10	Duncan-23/Duncan-17	18,581
48	2/3	99-70		+29	CHICAGO	W	16-32	Cousins-25/Cousins-16	Butler-17/Boozer-9	15,178
49	2/5	109-101		+8	TORONTO	W	17-32	Cousins-25/Csns,Gay,Thmpsn-10	Lowry-21/Valanciunas-11	17,317
50	2/7	89-99		-10	@Boston	L	17-33	Cousins-31/Cousins-16	Sullinger-31/Sullinger-16	18,624
51	2/9	84-93		-9	@Washington	L	17-34	Thomas-30/Cousins-12	Nene-18/Gortat,Seraphin-8	18,173
52	2/11	99-109		-10	@Cleveland	L	17-35	Cousins-21/Cousins-10	Deng-22/Thompson-13	14,245
53	2/12	106-101*		+5	@New York	W	18-35	Fredette-24/Cousins-14	Anthony-36/Athny,Chandler-11	19,812
54	2/19	92-101		-9	GOLDEN STATE	L	18-36	Thomas-26/Acy-12	Lee-23/Lee-11	17,317
55	2/22	105-98		+7	BOSTON	W	19-36	Gay-22/Cousins,Gay-7	Green-29/Humphries-8	17,317
56	2/23	109-95		+14	@Denver	W	20-36	Thomas-33/Gay-11	Fournier,Foye-27/Frd,Foye,Hksn-6	16,263
57	2/25	103-129		-26	HOUSTON	L	20-37	Gay-25/Evans-8	Harden-43/Howard-11	16,057
58	2/28	122-126		-4	@L.A. Lakers	L	20-38	Gay-32/Williams-12	Farmar-30/Johnson-12	18,997
59	3/1	97-108		-11	MINNESOTA	L	20-39	Gay-24/Cousins-17	Martin-26/Love-10	17,085
60	3/3	96-89		+7	NEW ORLEANS	W	21-39	Cousins-23/Evans-13	Evans-27/Evans-10	16,225
61	3/5	116-102		+14	@Milwaukee	W	22-39	Thomas-25/Thompson-13	Knight-25/Henson-7	11,079
62	3/7	87-99		-12	@Toronto	L	22-40	Cousins-24/Evans-10	Ross-18/Johnson-9	18,188
63	3/9	89-104		-15	@Brooklyn	L	22-41	Cousins-28/Cousins-20	Thornton-27/Andn,Teltvc,Wlms-4	17,732
64	3/11	89-99		-10	@Detroit	L	22-42	Gay-20/Cousins-14	Smith-24/Monroe-12	15,234
65	3/12	115-98		+17	@Philadelphia	W	23-42	Gay-27/Cousins-12	Sims-20/Sims-10	11,109
66	3/15	87-94		-7	@Chicago	L	23-43	Thomas-26/Cousins-14	Noah-23/Noah-11	22,012
67	3/16	102-104		-2	@Minnesota	L	23-44	Thomas-27/Williams-11	Martin-31/Dieng-11	13,171
68	3/18	117-111*		+6	WASHINGTON	W	24-44	Cousins,Gay,Thomas-24/Csns-14	Beal,Gortat-19/Gortat-14	16,084
69	3/21	79-99		-20	SAN ANTONIO	L	24-45	Thomas-18/Cousins-13	Belinelli-17/Splitter-11	17,317
70	3/23	124-107		+17	MILWAUKEE	W	25-45	Cousins-32/Cousins-12	Mayo-21/Antetokounmpo-6	16,341
71	3/26	99-107		-8	NEW YORK	L	25-46	Cousins-32/Cousins-15	Anthony-36/Chandler-8	15,594
72	3/28	81-94		-13	@Oklahoma City	L	25-47	McLemore-18/Thompson-14	Durant-29/Ibaka-8	18,203
73	3/29	100-103		-3	@Dallas	L	25-48	Gay-30/Evans-18	Nowitzki-19/Nowitzki-7	20,210
74	3/31	102-97		+5	@New Orleans	W	26-48	Cousins-35/Cousins-14	Morrow-23/Davis-8	15,548
75	4/2	107-102		+5	L.A. LAKERS	W	27-48	Gay-31/Thompson-12	Meeks-21/Hill-15	17,317
76	4/4	69-102		-33	@Golden State	L	27-49	Cousins-19/Cousins-11	Thompson-21/Green,Speights-10	19,596
77	4/6	91-93		-2	DALLAS	L	27-50	Gay-32/Cousins-10	Ellis-23/Dalembert-11	17,023
78	4/8	92-107		-15	OKLAHOMA CITY	L	27-51	Cousins,Outlaw-24/Cousins-14	Butler,Durant-23/Collison-7	16,696
79	4/9	99-100		-1	@Portland	L	27-52	Cousins-30/Cousins-12	Aldridge-22/Lopez,Robinson-9	20,002
80	4/12	101-117		-16	@L.A. Clippers	L	27-53	Cousins-32/Evans-14	Griffin-27/Jordan-9	19,060
81	4/13	106-103		+3	MINNESOTA	W	28-53	Cousins-35/Cousins-15	Love-43/Dieng-14	16,965
82	4/16	99-104		-5	PHOENIX	L	28-54	McLemore-31/Gray-13	Goodwin-29/Mk Morris-6	17,317

* = OT

2014-15 SACRAMENTO KINGS



Front row — from left to right: Kings Head Coach George Karl, Reggie Evans, Jason Thompson, DeMarcus Cousins, Rudy Gay, Derrick Williams, Carl Landry, Assistant Coach Vance Walberg. Second row (L to R): Assistant Coach/ Assistant Director of Player Development Ryan Bowen, Assistant Coach Corliss Williamson, Assistant Coach/ Director of Player Development Dee Brown, Assistant Coach Micah Nori, Omri Casspi, Andre Miller, Darren Collison, Ray McCallum, Ben McLemore, Director of Sports Science Chip Schaefer, Director of Sports Medicine Pete Youngman, Equipment Manager Dwayne Wilson, Head Athletic Trainer Manny Romero, Assistant Strength & Conditioning Coach Ramsey Nijem, Director of Team Security & Player Development Hakeem Sylver. Last row (L to R): Seasonal Video Coordinator Joe Kennedy, Assistant Video Coordinator Travess Armenta, Assistant Player Development Coach Greg St. Jean, Ryan Hollins, Sim Bhullar, Eric Moreland, Nik Stauskas, Video Coordinator Elvis Valcarcel, Assistant Equipment Manager Miguel Lopez, Athletic Training Intern Ernie DeLosAngeles.

FINAL STATISTICS

PLAYER	G	GS	MIN	FG	FGA	PCT	3FG	3FGA	3PCT	FT	FTA	PCT	OFF	DEF	TOT	AST	PF	DQ	STL	TO	BLK	PTS	AVG
Cousins	59	59	2013	498	1066	.467	2	8	.250	423	541	.782	185	562	747	210	241	10	90	254	103	1421	24.1
Gay	68	67	2408	508	1116	.455	79	220	.359	337	393	.858	98	301	399	250	157	1	71	183	41	1432	21.1
Collison	45	45	1565	260	550	.473	60	161	.373	145	184	.788	19	124	143	252	95	0	67	112	14	725	16.1
McLemore	82	82	2670	363	831	.437	140	391	.358	130	160	.813	31	210	241	140	219	3	77	138	19	996	12.1
Casspi	67	19	1416	209	427	.489	35	87	.402	140	191	.733	54	206	260	102	107	0	31	88	9	593	8.9
Williams	74	6	1462	217	485	.447	49	156	.314	134	196	.684	41	161	202	50	67	0	34	56	4	617	8.3
McCallum	68	30	1436	206	470	.438	34	111	.306	57	84	.679	52	128	180	188	92	0	45	85	11	503	7.4
Landry	70	15	1192	190	369	.515	0	0	---	123	150	.820	99	169	268	26	132	1	15	54	17	503	7.2
Thompson	81	63	1991	201	428	.470	0	1	.000	89	143	.622	139	391	530	85	239	4	33	84	57	491	6.1
Sessions*	36	7	642	63	183	.344	6	28	.214	64	88	.727	13	56	69	96	45	0	13	51	0	196	5.4
A. Miller (TOT)	81	0	1253	145	290	.500	7	34	.206	58	77	.753	37	116	153	284	103	0	32	104	6	355	4.4
A. Miller (SAC)	30	0	622	68	148	.459	6	26	.231	30	38	.789	16	60	76	141	47	0	18	58	4	172	5.7
Stauskas	73	1	1127	108	296	.365	48	149	.322	55	64	.859	11	77	88	67	92	0	20	40	17	319	4.4
Evans	47	7	764	58	137	.423	0	2	.000	60	97	.619	97	202	299	32	91	0	22	45	5	176	3.7
Hollins	46	9	441	53	82	.646	0	0	---	31	54	.574	36	67	103	14	65	0	6	25	19	137	3.0
Q. Miller	6	0	61	4	18	.222	1	7	.143	8	11	.727	2	10	12	3	4	0	6	3	3	17	2.8
Stockton	3	0	33	2	6	.333	1	2	.500	3	6	.500	0	2	2	9	1	0	2	4	0	8	2.7
Bhullar	3	0	3	1	2	.500	0	0	---	0	0	---	0	1	1	1	0	0	0	0	1	2	0.7
Moreland	3	0	2	1	1	1.000	0	0	---	0	0	---	0	1	1	0	1	0	0	0	0	2	0.7
Wear	2	0	7	0	2	.000	0	1	.000	0	0	---	2	0	2	1	1	0	0	0	0	0	0.0
KINGS	82	-	19855	3010	6617	.455	461	1350	.341	1829	2400	.762	895	2728	3623	1667	1696	19	550	1333	324	8310	101.3
OPPONENTS	82	-	19855	3238	7094	.456	718	2055	.349	1420	1898	.748	898	2479	3377	1912	1958	14	712	1059	508	8614	105.0

* Did not finish season with the team

TEAM NOTES

- The Kings had three head coaches during the 2014-15 season - Michael Malone (beginning of the season until 12/15/14, record: 11-13), Tyrone Corbin (12/15/14 - 2/12/15, record: 7-21), George Karl (2/17/15 - end of the season, record: 11-19).
- Sacramento ranked ninth in rebounding (44.2 rpg) and 10th in free throw percentage (.762 FT%).
- DeMarcus Cousins was named to the 2015 Western Conference All-Star team, becoming the first Kings player since Brad Miller and Peja Stojakovic in 2004 to represent the Kings. Cousins recorded 14 points (6-7 FG, 2-3 FT) and seven rebounds in 18 minutes off the bench in the West's 163-158 win over the East at Madison Square Garden on February 16, 2015.
- Cousins was named to the All-NBA Second team after leading the Kings in points (24.1 ppg, ranked 5th in the NBA), rebounds (12.7 rpg, 3rd in the NBA) and blocks (1.76 bpg, 10th in the NBA). He also led the NBA in personal fouls drawn (8.8) and was tied for third in double-doubles (47).
- On March 6, 2015, at Orlando, Jason Thompson played in his 519th career game, becoming the Kings' career leader in games played in the Sacramento era. Thompson, who was traded to the Philadelphia 76ers in the offseason, finished his Kings career with 541 games.

2014-15 GAME-BY-GAME

G	DATE	SCORE	W/L	+/-	OPPONENT	W/L	REC	KINGS HI. SCORER/REBOUNDER		OPP.
HI. SCORER/REBOUNDER					ATT					
1	10/29	77- 95		-18	GOLDEN STATE	L	0-1	Cousins-20/Cousins-11	Curry-24/Curry,Green-10	17,317
2	10/31	103- 94		+9	PORTLAND	W	1-1	Gay-40/Cousins-9	Aldridge-22/Lillard-7	14,648
3	11/2	98- 92		+6	@L.A. Clippers	W	2-1	Cousins-34/Cousins-17	Griffin,Hawes-17/Jordan-9	19,060
4	11/3	110-105		+5	@Denver	W	3-1	Collison-21/Evans-14	Afflalo,McGee-16/Faried-10	12,516
5	11/5	131-109		+22	DENVER	W	4-1	Cousins-30/Cousins-11	Foye-19Faried,Nurkic-5	14,539
6	11/7	114-112**		+2	@Phoenix	W	5-1	Cousins-25/Cousins-18	Bledsoe-23/Plumlee-16	15,476
7	11/9	93-101		-8	@Okla. City	L	5-2	Gay-23/Gay-10	Jackson-22/Ibaka,Lamb-9	18,203
8	11/11	98-106		-8	@Dallas	L	5-3	Gay-26/Cousins-11	Nowitzki-23/Chandler-11	19,663
9	11/13	110-111		-1	@Memphis	L	5-4	Gay-25/Cousins-12	Conley-22/Randolph-8	15,666
10	11/15	94- 91		+3	SAN ANTONIO	W	6-4	Cousins-25/Cousins-10	Ginobili-21/Diaw,Duncan-8	17,317
11	11/18	100-106		-6	NEW ORLEANS	L	6-5	Cousins-24/Cousins-17	Davis-28/Davis-9	16,526
12	11/20	103- 88		+15	CHICAGO	W	7-5	Cousins-22/Cousins-14	Butler-23/Noah-11	17,317
13	11/22	113-101		+12	@Minnesota	W	8-5	Cousins-31/Cousins-18	Wiggins-29/Dieng-10	13,191
14	11/25	99- 89		+10	@New Orleans	W	9-5	Casspi,Cousins-22/Cousins-12	Evans-22/Davis-9	17,037
15	11/26	89-102		-13	@Houston	L	9-6	Cousins-29/Cousins-17	Harden-26/Harden-7	18,058
16	11/28	104-112		-8	@San Antonio	L	9-7	Gay-23/Landry-10	Parker-27/Duncan-8	18,581
17	11/30	85- 97		-12	MEMPHIS	L	9-8	Gay-20/Evans-20	Randolph-22/Randolph-12	16,240
18	12/2	109-117		-8	TORONTO	L	9-9	McLemore-21/Evans-7	Lowry-27/Valanciunas-8	15,522
19	12/5	102-101*		+1	INDIANA	W	10-9	Gay-27/Thompson-10	West-16/Scola,West-8	15,512
20	12/6	96-105		-9	ORLANDO	L	10-10	Collison-22/Thompson-9	Harris-27/Dedmon-8	16,021
21	12/8	101- 92		+9	UTAH	W	11-10	Gay-29/Evans-13	Hayward-19/Gobert-9	16,511
22	12/9	95- 98		-3	@L.A. Lakers	L	11-11	Collison-26/Evans-14	Bryant-32/Boozer-9	18,267
23	12/11	109-113*		-4	HOUSTON	L	11-12	Collison-24/Thompson-15	Harden-44/Beverley-10	16,676
24	12/13	90- 95		-5	DETROIT	L	11-13	Gay-20/Landry-11	Monroe-24/Smith-13	16,242
25	12/16	92-104		-12	OKLAHOMA CITY	L	11-14	Gay-22/Hollins,Thompson-9	Westbrook-32/Adams-10	17,317
26	12/18	107-108		-1	MILWAUKEE	L	11-15	Cousins-27/Cousins-11	Knight-20/Dudley,Knight,Pachulia-5	15,645
27	12/21	108-101		+7	L.A. LAKERS	W	12-15	Cousins-29/Cousins-14	Young-26/Hill-9	17,317
28	12/22	108-128		-20	@Golden State	L	12-16	Cousins-22/Gay-9	Thompson-25/Barnes,Green-8	19,596
29	12/26	106-115		-9	PHOENIX	L	12-17	Collison-19/Evans-16	Marc. Morris-20/Len-11	17,317
30	12/27	135-129*		+6	NEW YORK	W	13-17	Cousins-39/Cousins-11	Anthony-36/Anthony-11	17,317
31	12/29	99-107		-8	@Brooklyn	L	13-18	Gay-25/Cousins-13	Plumlee-22/Garnett-8	17,732
32	12/31	84-106		-22	@Boston	L	13-19	Collison,Landry-14/Cousins-11	Sullinger-20/Sullinger-11	18,624
33	1/1	110-107		+3	@Minnesota	W	14-19	Collison,Gay-21/Landry-9	Wiggins-27/Dieng-10	13,337
34	1/4	95-114		-16	@Detroit	L	14-20	Cousins-18/Cousins-15	Jennings-35/Drummond-14	12,254
35	1/7	104- 83		+21	OKLAHOMA CITY	W	15-20	Gay-28/Cousins-15	Durant-24/Ibaka-10	16,037
36	1/9	108-118		-10	DENVER	L	15-21	Cousins-32/Cousins-13	Afflalo,Lawson-22/Faried-13	16,029
37	1/11	103- 84		+19	CLEVELAND	W	16-21	Cousins-26/Cousins-13	Love-25/Mozgov-12	16,143
38	1/13	104-108*		-4	DALLAS	L	16-22	Cousins-32/Cousins-16	Ellis-28/Chandler-17	15,747
39	1/16	83- 95		-12	MIAMI	L	16-23	Cousins-17/Cousins-11	Bosh-30/Bosh-7	16,350
40	1/17	108-117		-9	L.A. CLIPPERS	L	16-24	Thompson-23/Thompson-22	Griffin-30/Barnes-10	16,601
41	1/19	94- 98		-4	@Portland	L	16-25	Gay-26/Cousins-19	Lillard-22/Lillard,Robinson-6	19,441
42	1/21	100-103		-3	BROOKLYN	L	16-26	Cousins-28/Cousins-14	Lopez-22/Johnson-8	16,427
43	1/23	101-126		-25	@Golden State	L	16-27	Cousins-28/Cousins-11	Thompson-52/Lee-9	19,596
44	1/26	----------			@ New York	PPD-SEVERE WEATHER (3/3)				
44	1/28	102-119		-17	@Toronto	L	16-28	Gay-22/Landry-7	Williams-27/Valanciunas-9	19,800
45	1/30	90-101		-11	@Cleveland	L	16-29	Cousins-21/Cousins-13	Love-23/Love-10	20,562
46	1/31	99- 94		+5	@Indiana	W	17-29	Gay-31/Cousins-19	Miles,West-17/Hibbert-7	18,165
47	2/3	96-121		-25	GOLDEN STATE	L	17-30	Cousins-26/Cousins-11	Curry-23/Speights-8	17,317
48	2/5	78-101		-23	DALLAS	L	17-31	Cousins-23/Cousins-11	Ellis-21/Chandler-16	16,993
49	2/7	90-102		-12	@Utah	L	17-32	Cousins-27/Evans-11	Hayward-30/Kanter-13	19,128
50	2/8	85- 83		+2	PHOENIX	W	18-32	Cousins-28/Cousins-12	Thomas-26/Plumlee-12	17,013
51	2/10	86-104		+18	@Chicago	L	18-33	Gay-24/Cousins-8	Gasol-26/Gasol-16	21,560
52	2/11	103-111		-8	@Milwaukee	L	18-34	Cousins-28/Cousins-19	Mayo-21/Middleton-10	13,046
53	2/20	109-101		+8	BOSTON	W	19-34	Cousins-31/Cousins-15	Bradley-28/Bass-10	17,317
54	2/21	99-126		-27	@L.A. Clippers	L	19-35	Cousins-21/Casspi-17	Rivers-28/Jordan-15	19,133
55	2/25	102- 90		+12	MEMPHIS	W	20-35	Gay-28/Evans,Thompson-11	Randolph-20/Koufos-9	16,794
56	2/27	96-107		-11	SAN ANTONIO	L	20-36	McLemore-21/Evans,Thompson-11	Parker-19/Splitter-9	17,317
57	3/1	99-110		-11	PORTLAND	L	20-37	Gay-24/Gay-8	Lillard-31/Aldridge-15	16,776
58	3/3	124- 86		+38	@New York	W	21-37	Gay-25/Cousins-10	Shved-15/Aldrich,Shved-7	19,812
59	3/4	85-112		-27	@San Antonio	L	21-38	Cousins-14/McCallum,Thompson-7	Leonard-21/Ayres-7	18,581
60	3/6	114-119		-5	@Orlando	L	21-39	Gay-39/Cousins-12	Oladipo-32/Frye-10	15,112
61	3/7	109-114*		-5	@Miami	L	21-40	Cousins,Gay-27/Cousins-17	Wade-28/Beasley-7	19,600
62	3/9	105-130		-25	@Atlanta	L	21-41	Gay-23/Cousins-14	Carroll,Korver-20/Carroll,Teague-5	18,418
63	3/11	113-106		+7	@Charlotte	W	22-41	McLemore-27/Cousins-14	Kidd-Gilchrist-23/Kidd-Gilchrist-9	15,885
64	3/13	107-114		-7	@Philadelphia	L	22-42	Cousins-39/Cousins-24	Covington-24/Noel-12	12,331
65	3/14	97-113		-16	@Washington	L	22-43	Cousins-30/Cousins,Evans,McCallum-6	Wall-31/Gooden-9	20,356
66	3/16	103-110		-7	ATLANTA	L	22-44	Cousins-20/Cousins-13	Teague-23/Millsap-10	16,835
67	3/18	105-116		-11	L.A. CLIPPERS	L	22-45	Gay-23/Evans-11	Paul-30/Jordan-15	16,785
68	3/20	101- 91		+10	CHARLOTTE	W	23-45	Gay-33/Evans-16	Henderson-20/Kidd-Gilchrist-7	16,799
69	3/22	109- 86		+23	WASHINGTON	W	24-45	Gay-26/Cousins-7	Beal-19/Gortat-7	17,008
70	3/24	107-106		+1	PHILADELPHIA	W	25-45	Cousins-33/Cousins-17	Covington-21/Noel-10	16,636
71	3/25	108- 99		+9	@Phoenix	W	26-45	Cousins-24/Cousins-11	Mark. Morris-24/Tucker-11	17,589
72	3/27	88-102		-14	@New Orleans	L	26-46	Cousins-39/Cousins-20	Evans-25/Asik-12	17,669
73	3/30	83- 97		-14	@Memphis	L	26-47	Gay-24/Evans-7	Conley-18/Koufos-12	17,218
74	4/1	111-115		-4	@Houston	L	26-48	Cousins-24/Cousins-21	Harden-51/Dorsey-11	18,312
75	4/3	95-101		-6	NEW ORLEANS	L	26-49	Cousins-24/Cousins-20	Gordon-21/Evans-12	17,021
76	4/5	95-101		-6	UTAH	L	26-50	Cousins-26/Cousins-12	Hood-25/Booker,Gobert-9	16,716
77	4/7	116-111		+5	MINNESOTA	W	27-50	Gay-33/McCallum-9	Martin-37/Wiggins-8	16,770
78	4/8	91-103		-12	@Utah	L	27-51	Casspi,Landry,McLemore-16/Thompson-11	Hood-20/Favors-11	18,351
79	4/10	103-116		-13	@Oklahoma City	L	27-52	McLemore-20/Thompson-14	Westbrook-27/Adams-11	18,203
80	4/12	111-122		-11	@Denver	L	27-53	Casspi-22/Casspi-7	Faried-30/Chandler-9	14,004
81	4/13	102- 92		+10	L.A. LAKERS	W	28-53	Casspi-26/Thompson-10	Clarkson-23/Davis-14	17,317
82	4/15	122- 99		+23	@L.A. Lakers	W	29-53	McLemore-24/Landry-9	Brown-32/Davis-12	18,997

* = OT

2015-16 SACRAMENTO KINGS

Front row — from left to right: Kings Head Coach George Karl, Omri Casspi, Quincy Acy, Rudy Gay, DeMarcus Cousins, Kosta Koufos, Caron Butler, Associate Head Coach Chad Iske. Second row (L to R): Assistant Coach Corliss Williamson, Assistant Coach Nancy Lieberman, Marco Belinelli, Seth Curry, Rajon Rondo, Darren Collison, Ben McLemore, Assistant Coach Anthony Carter, Assistant Coach John Welch. Last row (L to R): James Anderson, Eric Moreland, Willie Cauley-Stein, Duje Dukan.

FINAL STATISTICS

PLAYER	G	GS	MIN	FG	FGA	PCT	3FG	3FGA	3PCT	FT	FTA	PCT	OFF	DEF	TOT	AST	PF	DQ	STL	TO	BLK	PTS	AVG
Cousins	65	65	2246	601	1332	.451	70	210	.333	476	663	.718	158	589	747	214	236	7	101	249	92	1748	26.9
Gay	70	70	2379	466	1007	.463	74	215	.344	198	254	.780	103	353	456	120	184	1	100	139	51	1204	17.2
Collison	74	15	2219	377	776	.486	87	217	.401	194	226	.858	28	141	169	318	142	0	76	130	4	1035	14.0
Rondo	72	72	2537	355	782	.454	62	170	.365	87	150	.580	77	358	435	839	175	1	141	278	10	859	11.9
Casspi	69	21	1880	299	622	.481	112	274	.409	103	159	.648	58	352	410	95	154	1	56	94	17	813	11.8
Belinelli	68	7	1672	245	635	.386	91	297	.306	115	138	.833	10	107	117	127	91	0	37	80	2	696	10.2
McLemore	68	53	1443	195	455	.429	67	185	.362	74	103	.718	34	114	148	79	140	0	52	99	10	531	7.8
Cauley-Stein	66	39	1412	191	339	.563	0	2	.000	81	125	.648	134	218	352	37	146	1	48	46	66	463	7.0
Curry	44	9	692	102	224	.455	50	111	.450	45	54	.833	9	51	60	67	41	0	22	36	3	299	6.8
Koufos	78	14	1482	236	444	.532	0	0	---	57	104	.548	169	254	423	33	185	1	40	48	70	529	6.8
Dukan	1	0	24	2	10	.200	2	5	.400	0	0	---	2	2	4	1	2	0	1	0	0	6	6.0
Acy	59	29	876	119	214	.556	19	49	.388	50	68	.735	65	123	188	27	103	0	29	27	24	307	5.2
Butler	17	1	176	25	59	.424	3	18	.167	10	12	.833	5	17	22	10	19	0	9	3	1	63	3.7
Anderson	51	15	721	67	178	.376	23	86	.267	22	29	.759	13	73	86	41	54	0	21	42	14	179	3.5
Moreland	8	0	48	3	6	.500	0	0	---	2	4	.500	3	8	11	1	4	0	0	3	4	8	1.0
KINGS	82	-	19805	3283	7083	.464	660	1839	.359	1514	2089	.725	868	2760	3628	2009	1676	12	733	1326	368	8740	106.6
OPPONENTS	82	-	19805	3327	7194	.462	839	2293	.366	1450	1902	.762	926	2765	3691	1986	1800	10	722	1308	437	8943	109.1

* Did not finish season with the team

TEAM NOTES

- Kings Head Coach George Karl guided the Kings to a 33-49 record (18-23 home, 15-26 road) in their 31st season in Sacramento. The 33 wins were the most since the 2007-08 team won 38.
- The Kings were ranked third in scoring (106.6 ppg), fourth in assists (24.5 apg) and fifth in steals (8.94 spg).
- With the Golden 1 Center set to open prior to the 2016-17 season, the Kings played their final game in Sleep Train Arena, defeating the Oklahoma City Thunder, 114-112, on April 9, 2016.
- The 2015-16 Kings set new Sacramento-era records in three-point field goals made (660) and attempted (1,839) and two-point field goal percentage (.500).
- The Kings ended a 14-game losing streak to the Thunder in Oklahoma City with a 116-104 win on Jan. 4, 2016, and a 22-game losing streak to the Mavericks in Dallas thanks to a 104-101 decision on March 3, 2016.
- An All-Star Game appearance and an All-NBA Second Team nod for the second straight season, DeMarcus Cousins posted career-high averages in scoring (26.9 ppg), steals (1.55 spg) and minutes (34.6 mpg) while also averaging 11.5 rpg, 3.3 apg, 1.4 bpg. Among NBA leaders, Cousins ranked fourth in scoring, fifth in rebounding, sixth in double-doubles (47) and led all players in personal fouls drawn (8.9). Cousins recorded a career-high 56 points to set a new Sleep Train Arena record and a Sacramento-era record for most points in a game in a double-overtime loss to the Hornets on Jan. 25, 2016.
- Rajon Rondo averaged a league-leading 11.7 apg, becoming the first Kings player since Nate Archibald (1972-73, 11.4 apg) to lead the NBA in assists per game. With six triple-doubles during the 2015-16 season, Rondo established a new Sacramento-era single-season record.
- Willie Cauley-Stein was named to the 2015-16 NBA All-Rookie Second Team after averaging 7.0 ppg (.563 FG%, .648 FT%), 5.3 rpg, 1.00 bpg and 21.4 mpg in 66 contests, of which he started 39.

2015-16 GAME-BY-GAME

G	DATE	SCORE	W/L	+/-	OPPONENT	W/L	REC	KINGS HI. SCORER/REBOUNDER		OPP.
HI. SCORER/REBOUNDER					ATT					
1	10/28	104-111		-7	L.A. CLIPPERS	L	0-1	Cousins-32/Cousins-13	Griffin-33/Jordan-12	17,458
2	10/30	132-114		+18	L.A. LAKERS	W	1-1	Cousins,Rondo-21/Cousins-11	Clarkson-22/Kelly-6	17,391
3	10/31	109-114		-5	@L.A. Clippers	L	1-2	Rondo-21/C-S,Cousins,Gay-9	Griffin-37/Jordan-18	19,060
4	11/3	89-103		-14	MEMPHIS	L	1-3	Gay-19/Cauley-Stein-7	Randolph-20/Ja.Green-12	17,317
5	11/4	97-118		-21	@Phoenix	L	1-4	Koufos-16/Gay-8	Bledsoe-19/Chandler-11	16,497
6	11/6	110-116		-6	HOUSTON	L	1-5	Casspi,Collison-22/Cauley-Stein-9	Harden-43/Capela-12	16,983
7	11/7	94-103		-9	GOLDEN STATE	L	1-6	Belinelli,Gay-22/Rondo-12	Curry-24/Ezeli-12	17,317
8	11/9	88-106		-18	SAN ANTONIO	L	1-7	Cousins-21/Cousins-12	Leonard-24/Duncan-14	17,317
9	11/11	101-92		+9	DETROIT	W	2-7	Cousins-33/Casspi,Rondo-11	Jackson,Morris-16/Drummond-17	17,317
10	11/13	111-109		+2	BROOKLYN	W	3-7	Cousins-40/Cousins-13	Jack-21/Lopez-10	17,131
11	11/15	107-101		+6	TORONTO	W	4-7	Cousins-36/Cousins-10	DeRozan-24/Biyombo-6	17,006
12	11/18	97-103		-6	@Atlanta	L	4-8	Cousins-24/Cousins,Rondo-12	Millsap-23/Millsap-16	13,008
13	11/19	109-116		-7	@Miami	L	4-9	Belinelli-23/Gay-12	Wade-24/Bosh-11	19,600
14	11/21	97-91		+6	@Orlando	W	5-9	Cousins-29/Cousins-12	Harris-24/Vucevic-11	16,104
15	11/23	122-127*		-5	@Charlotte	L	5-10	Cousins-30/Cousins-11	Walker-39/Batum-10	14,163
16	11/25	129-118		+11	@Milwaukee	W	6-10	Gay-36/Koufos,Rondo-9	Anttkmpo,Middleton-21/Hnsn-11	14,120
17	11/27	91-101		-10	MINNESOTA	L	6-11	Belinelli-17/Koufos-13	Wiggins-22/Dieng,LaVine,Towns-8	17,317
18	11/28	101-120		-19	@Golden State	L	6-12	Gay-20/Acy,Casspi,Gay,Koufos-7	Curry-19/Ezeli,Green-11	19,596
19	11/30	112-98		+14	DALLAS	W	7-12	Cousins-31/Cousins-9	Parsons-14/Pachulia-10	16,937
20	12/3+	97-114		-17	BOSTON	L	7-13	Gay-18/Koufos-10	Olynyk,Thomas-21/Johnson-7	18,660
21	12/5	113-120		-7	@Houston	L	7-14	McLemore-19/Koufos-12	Harden-31/Howard-18	17,318
22	12/6	95-98		-3	@Oklahoma City	L	7-15	Gay-20/Cousins-10	Durant-20/Adams-12	18,203
23	12/8	114-106		+8	UTAH	W	8-15	Cousins,Gay-23/Cousins-12	Burks,Hayward-18/Bker,Favors-10	16,505
24	12/10	99-97		+2	NEW YORK	W	9-15	Cousins-27/Cousins-11	Anthony-23/Anthony-14	17,317
25	12/15	107-97		+10	HOUSTON	W	10-15	Cousins-26/Gay-13	Harden-33/Capela-9	17,317
26	12/18	95-99		-4	@Minnesota	L	10-16	Cousins-24/Cousins-12	Wiggins-32/Dieng-9	12,770
27	12/20	104-94		+10	@Toronto	W	11-16	Gay,Rondo-19/Casspi-11	DeRozan-28/Biyombo-13	19,800
28	12/21	99-113		-14	@Washington	L	11-17	Cousins-22/Cousins,Rondo-8	Gortat-27/Gortat-16	15,124
29	12/23	108-106		+2	@Indiana	W	12-17	Cousins-25/Cousins-16	Ellis-21/George-10	18,165
30	12/27	94-98		-4	PORTLAND	L	12-18	Cousins-36/Gay-14	McCollum-35/Leonard,McCllm-11	17,317
31	12/28	103-122		-19	@Golden State	L	12-19	Casspi-36/Acy-10	K.Thompson-29/Curry-14	19,596
32	12/30	105-110		-5	PHILADELPHIA	L	12-20	Belinelli-28/Casspi,Cousins-11	Noel-20/Grant-11	17,317
33	1/ 2	142-119		+23	PHOENIX	W	13-20	Cousins-32/Cousins-9	Knight-23/Knight,Warren-5	17,317
34	1/ 4	116-104		+12	@Oklahoma City	W	14-20	Cousins-33/Cousins-19	Ibaka-25/Adams-10	18,203
35	1/ 5	116-117**		-1	@Dallas	L	14-21	Cousins-35/Cousins-17	Williams-25/Pachulia-17	20,059
36	1/ 7	118-115		+3	L.A. LAKERS	W	15-21	Cousins-29/Cousins-10	Bryant-28/Randle-10	17,386
37	1/ 9	116-128		-12	GOLDEN STATE	L	15-22	Cousins-33/Cousins-10	Curry-38/Bogut-11	17,317
38	1/ 13	97-109		-12	NEW ORLEANS	L	15-23	Cousins-32/Cousins-12	Davis,Gordon-24/Asik-13	17,317
39	1/ 14	103-101		+2	@Utah	W	16-23	Cousins-36/Cousins-17	Hayward-21/Gobert-12	17,894
40	1/ 16	110-103		+7	@L.A. Clippers	W	17-23	Cousins-19/Cousins-13	Redick-22/Aldrich-10	19,191
41	1/ 20	112-93		+19	@L.A. Lakers	W	18-23	Cousins-36/Cousins-16	Bass-18/Randle-12	18,997
42	1/ 21	91-88		+3	ATLANTA	W	19-23	Cousins-24/Cousins-16	Millsap-14/Millsap-14	17,019
43	1/ 23	108-97		+11	INDIANA	W	20-23	Cousins-48/Cousins-13	George-34/J.Hill-13	17,419
44	1/ 25	128-129**		-1	CHARLOTTE	L	20-24	Cousins-56/Cousins-12	Daniels-28/Kaminsky-8	16,991
45	1/ 26	97-112		-15	@Portland	L	20-25	Cousins-17/Casspi-8	McCollum-18/Plumlee-8	19,393
46	1/ 28	105-114		-9	@New Orleans	L	20-26	Cousins,McLemore-26/Cousins-10	Anderson-36/Asik-13	15,636
47	1/ 30	117-121		-4	@Memphis	L	20-27	Gay-21/Cousins-14	Je.Green-29/Gasol-6	18,119
48	2/1	111-104		+7	MILWAUKEE	W	21-27	Gay-32/Koufos-11	Monroe-24/Monroe-12	16,827
49	2/3	102-107		-5	CHICAGO	L	21-28	Cousins-30/Cousins-11	Moore-24/Gasol-13	17,317
50	2/5	119-128		-9	@Brooklyn	L	21-29	Collison-25/Cousins-10	Johnson-27/Young-14	14,432
51	2/7	119-128		-9	@Boston	L	21-30	Cousins-31/Cousins-7	Bradley-25/Johnson-9	18,624
52	2/8	100-120		-20	@Cleveland	L	21-31	Casspi,Gay-16/Cousins,Rondo-8	Irving-32/Shumpert-11	20,562
53	2/10	114-110		+4	@Philadelphia	W	22-31	Cousins-28/Cousins-12	Covington-29/Okafor-10	12,501
54	2/19	116-110		+6	DENVER	W	23-31	Cousins-37/Cousins-20	Gallinari-27/Barton,Faried-9	17,317
55	2/23	114-110		+4	@Denver	W	24-31	Cousins-39/Gay-10	Barton-18/Jokic-13	15,721
56	2/24	92-108		-16	SAN ANTONIO	L	24-32	Cousins-22/Cousins-10	Parker-23/Aldridge-9	17,317
57	2/26	107-117		-10	L.A. CLIPPERS	L	24-33	Cousins-26/Cousins-15	Paul-40/Jordan-11	17,317
58	2/29	116-131		-15	OKLAHOMA CITY	L	24-34	Cousins-35/Cousins-12	Durant-27/Westbrook-13	17,317
59	3/2	98-104		-6	@Memphis	L	24-35	Cousins-18/Cousins-16	Conley-24/Martin,Randolph-8	15,310
60	3/3	104-101		+3	@Dallas	W	25-35	Cousins-22/Cousins-13	Parsons-28/Lee-11	19,910
61	3/5	94-104		-10	@San Antonio	L	25-36	Cousins-31/Cousins-9	Leonard-25/Leonard-13	18,418
62	3/7	112-115		-3	@New Orleans	L	25-37	Cousins-40/Cousins-16	Davis-31/Davis-10	16,403
63	3/9	111-120		-9	CLEVELAND	L	25-38	Cousins-29/Cousins-11	Irving-30/Thompson-15	17,317
64	3/11	100-107		-7	ORLANDO	L	25-39	Koufos-19/Gay-7	A.Gordon-20/Gordon-11	17,081
65	3/13	99-108		-8	UTAH	L	25-40	Cousins-31/Cousins-10	Favors-28/Favors-14	17,023
66	3/15	106-98		+8	@L.A. Lakers	W	26-40	Collison,Cousins-22/Cousins,Gay-8	Williams-17/Randle-11	18,997
67	3/16	108-123		-15	NEW ORLEANS	L	26-41	Collison-23/Cousins-12	Anderson-29/Davis-14	17,086
68	3/18	108-115		-7	@Detroit	L	26-42	Cousins-31/Cousins-10	Morris-24/Drummond-11	15,982
69	3/20	88-80		+8	@New York	W	27-42	Cousins-24/Cousins-20	Lopez-23/Lopez-20	19,812
70	3/21	102-109		-7	@Chicago	L	27-43	Collison,Cousins-19/Cousins-18	Gibson,Rose-18/Gasol-14	21,531
71	3/23	104-113		-9	@Minnesota	L	27-44	Rondo-25/Koufos-15	Towns-26/Dieng-12	12,151
72	3/25	116-94		+22	PHOENIX	W	28-44	Cousins-29/Cousins-11	Booker-26/Jenkins,Tucker-8	17,317
73	3/27	133-111		+22	DALLAS	W	29-44	Cauley-Stein-21/Cousins-12	Felton-15/Lee,Powell-6	17,147
74	3/28	93-105		-12	@Portland	L	29-45	Curry-21/Cauley-Stein-14	Crabbe-21/Davis-9	19,393
75	3/30	120-111		+9	WASHINGTON	W	30-45	Cousins-29/Cousins-10	Beal-24/Gortat-12	17,185
76	4/1	106-112		-6	MIAMI	L	30-46	Collison-26/Gay-13	Green-30/Whiteside-13	17,317
77	4/2	115-106		+9	@Denver	W	31-46	Gay-25/C-S,Gay-9	Harris-19/Jokic-13	15,607
78	4/5	107-115		-8	PORTLAND	L	31-47	Cousins-30/Rondo-10	McCollum-30/Harkless-16	17,317
79	4/7	97-105		-8	MINNESOTA	L	31-48	Collison-19/Gay-13	Bjelica,Dieng,LaVine-18/Dieng-13	17,317
80	4/9	114-112		+2	OKLAHOMA CITY	W	32-48	Collison-27/Acy,Gay-8	Durant-31/Adams,Ibaka-8	17,317
81	4/11	105-101		+4	@Phoenix	W	33-48	Curry-20/Koufos-8	Teletovic-26/Len-12	17,288
82	4/13	81-116		-35	@Houston	L	33-49	McLemore-24/Koufos-11	Harden-38/Capela-17	18,311

+ = Mexico City

* = OT

2016-17 SACRAMENTO KINGS

Front row — from left to right: Kings Head Coach David Joerger, Arron Afflalo, Anthony Tolliver, Rudy Gay, Kosta Koufos, Willie Cauley-Stein, Garrett Temple, Associate Head Coach Elston Turner. Second row (L to R): Assistant Coach Duane Ticknor, Assistant Coach Bryan Gates, Assistant Coach Bob Thornton, Tyreke Evans, Ty Lawson, Darren Collison, Langston Galloway, Ben McLemore, Assistant Coach Larry Lewis, Assistant Coach Jason March, Assistant Coach/Scout Dan Hartfield. Last row (L to R): Buddy Hield, Skal Labissiere, Georgios Papagiannis, Malachi Richardson.

FINAL STATISTICS

PLAYER	G	GS	MIN	FG	FGA	PCT	3FG	3FGA	3PCT	FT	FTA	PCT	OFF	DEF	TOT	AST	PF	DQ	STL	TO	BLK	PTS	AVG
Cousins	55	55	1891	505	1118	.452	95	267	.356	423	549	.770	115	468	583	266	203	4	75	207	74	1528	27.8
Gay	30	30	1013	201	442	.455	42	113	.372	118	138	.855	35	155	190	83	79	0	44	74	26	562	18.7
Collison	68	63	2063	340	714	.476	73	175	.417	147	171	.860	23	129	152	312	119	0	67	114	9	900	13.2
Hield (TOT)	82	55	1888	327	767	.426	148	379	.391	64	76	.842	35	233	268	121	115	0	38	101	9	866	10.6
Hield (SAC)	25	18	727	142	296	.480	59	138	.428	35	43	.814	16	86	102	44	34	0	20	53	2	378	15.1
Evans (TOT)	40	6	788	150	370	.405	42	118	.356	69	92	.750	13	124	137	124	60	0	35	61	9	411	10.3
Evans (SAC)	14	6	314	59	143	.413	21	48	.438	24	34	.706	7	44	51	33	19	0	12	22	5	163	11.6
Lawson	69	25	1732	237	522	.454	34	118	.288	173	217	.797	44	135	179	334	119	1	74	129	6	681	9.9
Labissiere	33	12	612	117	218	.537	3	8	.375	52	74	.703	51	112	163	27	64	1	16	37	13	289	8.8
Afflalo	61	45	1580	185	420	.440	62	151	.411	83	93	.892	9	116	125	78	104	0	21	42	6	515	8.4
Cauley-Stein	75	21	1421	255	481	.530	0	2	.000	101	151	.669	85	254	339	80	147	1	53	69	44	611	8.1
McLemore	61	27	1176	180	419	.430	65	170	.382	70	93	.753	19	110	129	51	108	0	29	62	6	495	8.1
Galloway (TOT)	74	2	1494	207	545	.380	120	308	.390	51	64	.797	27	129	156	93	96	0	46	46	6	585	7.9
Galloway (SAC)	19	2	375	42	104	.404	19	40	.475	11	12	.917	7	28	35	28	20	0	6	18	1	114	6.0
Temple	65	20	1728	183	432	.424	82	220	.373	58	74	.784	32	152	184	168	141	0	84	78	28	506	7.8
Barnes	54	13	1366	147	383	.384	69	211	.327	50	66	.758	55	238	293	150	138	0	36	83	17	413	7.6
Tolliver	65	9	1477	155	351	.442	90	230	.391	61	82	.744	51	186	237	77	109	0	34	56	20	461	7.1
Koufos	71	62	1419	216	392	.551	0	1	.000	38	62	.613	118	285	403	47	172	2	36	61	48	470	6.6
Farmar	2	0	35	4	12	.333	4	9	.444	0	0	---	1	2	3	9	1	0	2	3	0	12	6.0
Casspi	22	2	397	53	117	.453	11	29	.379	12	21	.571	20	70	90	26	23	0	10	17	1	129	5.9
Papagiannis	22	0	355	56	102	.549	0	2	.000	12	14	.857	24	62	86	20	44	0	3	24	17	124	5.6
Richardson	22	0	198	28	68	.412	8	28	.286	15	19	.789	3	20	23	11	23	0	5	8	1	79	3.6
KINGS	82	-	19880	3105	6734	.461	737	1960	.376	1483	1913	.775	715	2652	3367	1844	1667	9	627	1201	324	8430	102.8
OPPONENTS	82	-	19880	3153	6824	.462	896	2462	.364	1546	1988	.778	826	2689	3515	1941	1646	10					

TEAM NOTES

- Kings Head Coach Dave Joerger guided the Kings to a 32-50 record (17-24 home, 15-26 road) in his first season as the team's head coach and the Kings' 32nd season in Sacramento.
- The Kings opened the brand new Golden 1 Center in downtown Sacramento and sold out all 41 home games, averaging 17,608 fans each game.
- On February 20, 2017, The Sacramento Kings acquired guards Buddy Hield, Tyreke Evans, Langston Galloway and 2017 first and second-round draft selections from the New Orleans Pelicans in exchange for forward/center DeMarcus Cousins and forward Omri Casspi.
- In games decided by three points or less, Sacramento was 10-6 on the season and 17-13 in games decided by five points or less.

2016-17 GAME-BY-GAME

G	DATE	SCORE	W/L	+/-	OPPONENT	W/L	REC	KINGS HI. SCORER/REBOUNDER		OPP.
HI. SCORER/REBOUNDER					ATT					
1	10/26	113-94		+19	@Phoenix	W	1-0	Cousins-24/Barnes-7	Booker-18/Chandler-10	18,055
2	10/27	94-102		-8	SAN ANTONIO	L	1-1	Cousins-37/Cousins-16	Leonard-30/Anderson-8	17,608
3	10/29	106-103		+3	MINNESOTA	W	2-1	Cousins-29/Cousins,Koufos-7	Wiggins-29/Dieng-13	17,608
4	10/31	95-106		-11	@Atlanta	L	2-2	Gay-22/Cousins-12	Howard-18/Millsap-13	12,501
5	11/1	96-108*		-12	@Miami	L	2-3	Cousins, Gay-30/Gay-12	Dragic-25/Whiteside-11	19,612
6	11/3	94-102		-8	@Orlando	L	2-4	Cousins-33/Cousins,Koufos,Lawson-7	Fournier-29/Gordon-11	17,026
7	11/5	91-117		-26	@Milwaukee	L	2-5	Temple-19/Koufos-7	Teletovic-22/Antetokounmpo-8	16,021
8	11/6	96-91		+5	@Toronto	W	3-5	Gay-23/Cousins-14	DeRozan-23/Patterson-9	19,800
9	11/8	102-94		+8	NEW ORLEANS	W	4-5	Cousins-28/Barnes-8	Davis-34/Asik-9	17,608
10	11/10	91-101		-10	L.A. LAKERS	L	4-6	Cousins-28/Cousins-9	Williams-21/Randle-8	17,608
11	11/11	120-122*		-2	@Portland	L	4-7	Cousins-33/Gay-14	Lillard-36/Harkless-8	19,918
12	11/16	105-110		-5	SAN ANTONIO	L	4-8	Cousins-26/Cousins-17	P.Gasol-24/Aldridge-8	17,608
13	11/18	115-121		-6	L.A. CLIPPERS	L	4-9	Cousins-38/Cousins-13	Griffin-29/Jordan-12	17,608
14	11/20	102-99		+3	TORONTO	W	5-9	Gay-23/Cousins-10	Lowry-25/Valanciunas-13	17,608
15	11/23	116-101		+15	**OKLAHOMA CITY**		L	6-9	Cousins-36/Cousins-13	
Westbrook-31/Westbrook-11					17,608					
16	11/25	104-117		-13	HOUSTON	L	6-10	Cousins-32/Cousins-9	Harden-23/Ariza,Capella-10	17,608
17	11/27	122-105		+17	@Brooklyn	W	7-10	Cousins-37/Cousins-11	Kilpatrick-22/Hamilton-10	13,646
18	11/28	95-101*		-6	@Washington	L	7-11	Cousins-36/Cousins-20	Beal-31/Oubre Jr.-11	12,751
19	12/2	92-97		-5	@Boston	L	7-12	Cousins-28/Barnes-16	Horford-26/Bradley,Jerebko-9	18,624
20	12/4	98-106		-8	@New York	L	7-13	Cousins-36/Cousins-13	Anthony,Rose-20/Porzingis-14	19,812
21	12/7	120-89		+31	@Dallas	W	8-13	Cousins-24/Cousins-13	Williams-20/Mejri-7	19,711
22	12/9	100-103		-3	NEW YORK	L	8-14	Cousins-28/Cousins-12	Anthony-33/Porzingis,O'Quinn-11	17,608
23	12/10	84-104		-20	@Utah	L	8-15	Gay-20/Cousins-10	Hayward-26/Gobert-15	19,331
24	12/12	116-92		+24	L.A. LAKERS	W	9-15	Cousins-31/Cousins-17	Russell-17/Randle-8	17,608
25	12/14	98-132		-34	@Houston	L	9-16	Temple-20/Tolliver-10	Anderson-22/Harden-11	15,039
26	12/16	96-92		+4	@Memphis	W	10-16	Cousins-22/Koufos-13	Gasol-20/Allen,Randolph-9	15,987
27	12/18	79-99		-20	@Dallas	L	10-17	Cousins-33/Koufos-9	Finney-Smith-17/Barnes-9	19,504
28	12/20	126-121		+5	PORTLAND	W	11-17	Cousins-55/Cousins-14	McCollum-36/Ma.Plumlee-13	17,608
29	12/21	94-93		+1	@Utah	W	12-17	Cousins-21/Cousins-8	Hayward-28/Gobert-14	19,195
30	12/23	109-105		+4	@Minnesota	W	13-17	Cousins-32/Cousins-7	LaVine-40/LTowns-13	13,288
31	12/26	102-100		+2	PHILADELPHIA	W	14-17	Cousins-30/Gay-9	Embiid-25/Saric-9	17,608
32	12/28	89-102		-13	@Portland	L	14-18	Cousins-28/Koufos-10	McCollum-20/Ma. Plumlee-14	19,665
33	12 31	98-112		-14	MEMPHIS	L	14-19	Cousins-26/Barnes,Koufos-8	Conley-22/Conley-8	17,608
34	1/ 3	120-113		+7	@Denver	W	15-19	Cousins-31/Cousins-6	Gallinari-24/Jokic,Nurkic-6	11,018
35	1/ 4	102-107		-5	MIAMI	L	15-20	Afflalo,Lawson,Temple-15/Barnes-7	T.Johnson-23/Richardson-8	17,608
36	1/ 6	98-106		-8	L.A. CLIPPERS	L	15-21	Cousins-25/Cousins-11	Rivers-24/Speights-11	17,608
37	1/ 8	106-117		-12	GOLDEN STATE	L	15-22	Gay-23/Cousins-10	Curry-30/Durant, Green, Iguo, Pachulia-7	17,608
38	1/ 10	100-94		+6	DETROIT	W	16-22	Cousins-24/Cousins-11	Caldwell-Pope-21/Drummond-12	17,608
39	1/ 13	108-120		-12	CLEVELAND	L	16-23	Cousins-26/Gay-10	Irving-26/Love-17	17,608
40	1/ 15	118-122		-4	OKLAHOMA CITY	L	16-24	Cousins-31/Cousins-11	Westbrook-36/Kanter-12	17,608
41	1/ 18	100-106		-6	INDIANA	L	16-25	Cousins-25/Cousins-12	George-24/Teague-7	17,608
42	1/ 20	91-107		-16	@Memphis	L	16-26	Cousins-19/Cousins-10	Gasol-28/Allen,Randolph-10	16,991
43	1/ 21	99-102		-3	@Chicago	L	16-27	Cousins-42/Cousins-14	Wade-30/Felicio-10	21,606
44	1/ 23	109-104		+5	@Detroit	W	17-27	Cousins-22/Cousins-13	Jackson-18/Drummond-12	14,017
45	1/ 25	116-112*		+4	@Cleveland	W	18-27	Cousins-28/Cousins-11	James-24/Love-16	20,562
46	1/ 27	111-115*		-4	@Indiana	L	18-28	Collison,Cousins-26/Cousins-16	George-33/Teague-8	17,522
47	1/ 28	109-106		+3	@Charlotte	W	19-28	Cousins-35/Cousins-18	Walker-26/Batum,Hawes-7	18,597
48	1/30+	119-122		-3	@Philadelphia	L	19-29	Cousins-46/Cousins-15	Covington-23/Covington-10	15,840
49	1/31	83-105		-22	@Houston	L	19-30	Cousins-16/Barnes-11	Anderson-25/Anderson,Capela-11	15,187
50	2/3	103-105		-2	PHOENIX	L	19-31	Collison-22/Cousins-11	Booker-33/Chandler-12	17,608
51	2/4	109-106*		+3	GOLDEN STATE	W	20-31	Cousins-32/Barnes-14	Curry-35/Durant-9	17,608
52	2/6	107-112		-5	CHICAGO	L	20-32	Lawson-22/Cousins-14	Wade-31/Carter-Williams,Lopez,Wade-6	17,608
53	2/8	108-92		+16	BOSTON	W	21-32	Colison-26/Barnes,Koufos-11	Thomas-26/Olynyk-11	17,608
54	2/10	108-107		+1	ATLANTA	W	22-32	Collison,Cousins,McLemore-22/Cousins-11	Hardaway-28/Howard-11	17,608
55	2/12	105-99		+6	NEW ORLEANS	W	23-32	Cousins-28/Cousins-14	Davis-32/Davis-10	17,608
56	2/14	97-96		+1	@L.A. Lakers	W	24-32	Cousins-40/Cousins-12	Williams-29/Clarkson,Randle-7	19,997
57	2/15	86-109		-23	@Golden State	L	24-33	Barnes-15/Barnes-14	Thompson-35/McGee-10	19,596
58	2/23	116-100		+16	DENVER	W	25-33	Cauley-Stein-29/Cauley-Stein-10	Harris-23/Jokic-11	17,608
59	2/25	85-99		-14	CHARLOTTE	L	25-34	McLemore-18/Labissiere-13	Kaminsky-23/Kaminsky-13	17,608
60	2/27	88-102		-14	MINNESOTA	L	25-35	Cauley-Stein,Koufos,McLemore-14/Koufos-11	Towns-29/Towns-17	17,608
61	3/1	100-109		-9	BROOKLYN	L	25-36	Hield-16/Tolliver-6	Lopez-24/Booker,Lopez-8	17,608
62	3/5	109-110*		-1	UTAH	L	25-37	Lawson-19/Koufos-10	Hood-28/Gobert-23	17,608
63	3/6	96-108		-12	@Denver	L	25-38	Collison-17/Koufos-9	Chandler-36/Chandler,Plumlee-11	11,614
64	3/8	104-114		-10	@San Antonio	L	25-39	Evans-26/Koufos-10	Ginobli-19/Lee-10	18,418
65	3/10	122-130*		-8	WASHINGTON	L	25-40	Cauley-Stein-20/Cauley-Stein-13	Beal-38/Beal-10	17,608
66	3/11	92-105		-13	DENVER	L	25-41	Hield-17/Koufos-8	Harris-24/Jokic-14	17,608
67	3/13	120-115		+5	ORLANDO	W	26-41	Collison,Tolliver-19/ Cauley-Stein-8	Vucevic-23/Payton-10	17,608
68	3/15	107-101		+6	@Phoenix	W	27-41	Labissiere-32/C-Stein,Labissiere-11	Warren-24/Williams-11	17,196
69	3/18	94-110		-16	@Oklahoma City	W	27-42	Papagiannis-14/Papagiannis-11	Westbrook-28/Adams-13	18,203
70	3/19	102-118		-16	@San Antonio	L	27-43	Hield,C-Stein-18/Papagiannis-10	Gasol-22/Gasol-9	18,418
71	3/22	104-113		-18	MILWAUKEE	L	27-44	Hield-21/C-Stein,Labissiere-8	Antetokounmpo-32/ Antetokounmpo 14	17,608
72	3/24	100-114		-14	@Golden State	L	27-45	Hield-22/Labissiere-10	Curry-27/McGee-10	19,596
73	3/26	98-97		+1	@L.A. Clippers	W	28-45	Collison-19/Cauley-Stein-14	Jordan-20/Jordan-11	19,060
74	3/27	91-90		+1	MEMPHIS	W	29-45	Collison-23/Cauley-Stein-9	Conley-22/Randolph-15	17,608
75	3/29	82-112		-30	UTAH	L	29-46	McLemore-22/Cauley-Stein-8	Hayward-20/Gobert-15	17,608
76	3/31	89-117		-28	@New Orleans	L	29-47	McLemore-15/Cauley-Stein-14	Cousins-37/Cousins-13	17,304
77	4/1	123-117		+6	@Minnesota	W	30-47	Hield-22/Cauley-Stein-10	Wiggins-32/Towns-11	18,960
78	4/4	98-87		+1	DALLAS	W	31-47	McLemore-22/Cauley-Stein-16	Brussino-13/Noel-10	17,608
79	4/7	94-98		-4	@L.A. Lakers	L	31-48	Labissiere-19/Papagiannis-10	Randle-25/Nance Jr.-11	18,997
80	4/9	128-135		-7	HOUSTON	L	31-49	Labissiere-25/Cauley-Stein-10	Harden-35/Harden-11	17,608
81	4/11	129-104		+25	PHOENIX	W	32-49	Hield-30/Lawson,McLemore-10	Ulis-27/Williams-11	17,608
82	4/12	95-115		-20	@L.A. Clippers	L	32-50	Cauley-Stein-19/Cauley-Stein-14	Jordan,Redick-18/Jordan-17	19,060

+ = Postponed from 11/30

* = OT

2017-18 SACRAMENTO KINGS

Front row — from left to right: Kings Head Coach David Joerger, Vince Carter, Justin Jackson, De'Aaron Fox, Buddy Hield, Bogadan Bodganovic, Frank Mason III, Head Coach Elston Turner. Second row (L to R): Assistant Coach Duane Ticknor, Assistant Coach Bryan Gates, Assistant Coach Phil Ricci, Assistant Coach Bob Thornton, Iman Shumpert, Skal Labissiere, Zach Randolph, Kosta Koufos, Willie Cauley-Stein, Garrett Temple, Director of Sports Medicine Pete Youngman, Assistant Coach Larry Lewis, Assistant Coach Jason March, Assistant Coach/Scout Dan Hartfield, Assistant Coach JennyBoucek. Last row (L to R): Bruno Caboclo, Jack Cooley, Harry Giles III, Jakarr Sampson

FINAL STATISTICS

PLAYER	G	GS	MIN	FG	FGA	PCT	3FG	3FGA	3PCT	FT	FTA	PCT	OFF	DEF	TOT	AST	PF	DQ	STL	TO	BLK	PTS	AVG
Randolph	59	58	1508	361	763	.473	51	147	.347	84	107	.785	97	300	397	127	119	0	42	116	10	857	14.5
Hield	80	13	2024	416	933	.446	176	408	.431	71	81	.877	55	252	307	155	148	0	85	124	22	1079	13.5
Cauley-Stein	73	57	2044	388	773	.502	3	12	.250	153	247	.619	131	379	510	172	185	2	77	109	67	932	12.8
Bogdanovic	78	52	2175	344	772	.446	129	329	.392	100	119	.840	31	192	223	258	172	0	72	125	16	917	11.8
Fox	73	61	2026	328	797	.412	47	153	.307	141	195	.723	33	171	204	320	163	1	70	173	20	844	11.6
Hill	43	36	1143	153	326	.469	58	128	.453	77	99	.778	22	95	117	119	75	0	39	60	12	441	10.3
Labissiere	60	29	1240	205	458	.448	18	51	.353	95	118	.805	99	189	288	72	132	0	25	73	49	523	8.7
Temple	65	35	1615	199	476	.418	89	227	.392	60	78	.769	22	130	152	124	135	0	57	79	27	547	8.4
Mason	52	2	984	144	380	.379	31	86	.360	94	115	.817	30	100	130	147	72	0	34	65	10	413	7.9
Koufos	71	12	1391	222	389	.571	0	0	---	33	74	.446	149	323	472	87	146	0	47	49	32	477	6.7
Jackson	68	41	1506	185	419	.442	57	185	.308	26	36	.722	27	160	187	74	81	0	28	40	13	453	6.7
Cooley	7	0	87	13	27	.481	0	0	---	14	19	.737	14	16	30	6	13	0	1	3	0	40	5.7
Carter	58	4	1026	114	283	.403	57	165	.345	28	37	.757	18	130	148	69	96	0	42	36	26	313	5.4
Sampson	22	6	344	44	81	.543	5	10	.500	10	16	.625	21	57	78	9	48	0	8	8	22	103	4.7
Shumpert ...(TOT)	14	6	276	22	58	.379	7	26	.269	11	15	.733	7	34	41	17	22	0	9	16	4	62	4.4
Richardson	25	4	319	29	88	.330	12	39	.308	17	22	.773	5	28	33	13	27	0	10	10	1	87	3.5
Hayes.....(TOT)	9	0	122	11	33	.333	4	16	.250	1	3	.333	4	18	22	6	8	0	2	2	3	27	3.0
Hayes .....(SAC)	5	0	105	8	28	.286	2	12	.167	0	2	.000	4	18	22	4	8	0	2	1	3	18	3.6
Caboclo ....(TOT)	12	0	106	9	31	.290	3	17	.176	5	6	.833	7	15	22	4	8	0	3	4	4	26	2.2
Caboclo .....(SAC)	10	0	100	9	29	.310	3	15	.200	5	6	.833	7	14	21	3	7	0	2	4	4	26	2.6
Papagiannis	16	0	118	17	41	.415	0	0	---	0	0	---	12	24	36	9	12	0	2	8	6	34	2.1
KINGS	82	-	19755	3179	7063	.450	738	1967	.375	1008	1371	.735	777	2578	3355	1768	1639	3	643	1125	340	8104	98.8
OPPONENTS	82	-	19755	3177	6759	.470	976	2586	.377	1347	1760	.765	745	2843	3588	1939	1422	4	636	1175	389	8677	105.8

TEAM NOTES

- Kings Head Coach Dave Joerger led the Kings to a 27-55 record (14-27 home, 13-28 road) in his second season as the team's head coach and the Kings' 33rd season in Sacramento. Joerger picked up his 200th career win as a head coach on Mar. 9 versus Orlando.

- The Kings made the second most buzzer beaters this season tied with the Houston Rockets with five as De'Aaron Fox (11/9, 1/25) and Bogdan Bogdanovic (11/27, 4/6) each made two while Skal Labisiere knocked down one of his own (3/4).

- On February 8, 2018, the Sacramento Kings made two deadline day trade deals. In a trade with the Cavaliers, the Kings acquired Iman Shumpert and Joe Johnson as well as a 2020 second-round draft pick, the rights to Dimitrios Agravanis and cash considerations in exchange for guard George Hill and the rights to center Arturas Gudaitis. In the second deal with Toronto, Sacramento swapped forward Bruno Caboclo for guard Malachi Richardson.

- When holding opponents to under 100 points, Sacramento finished the season with a record of 18-7.

- The Kings ended the season undefeated in overtime after the team was able to win all three games that went past regulation.

- Bogdan Bogdanovic earned 2017-18 All-Rookie Second Team honors after averaging 11.8 ppg (.446 FG%, .392 3pt%, .840 FT%), 2.9 rpg, 3.3 apg, 0.9 spg and 27.9 mpg in 78 games, 52 of which he started.

- The Kings snapped a six-game skid to the Miami Heat as well as a 16-game road losing streak in Miami after defeating the Heat, 89-88, on Jan. 25, 2018. Sacramento went on to beat the Heat, 123-119, in overtime at the Golden 1 Center on Mar. 14, 2018 marking the first season since 2001-02 that the Kings swept the Heat.

- The Kings ended an eight-game road losing streak to the Warriors on Nov. 27, 2017. Sacramento would go on to also win the second road game the series on Mar. 16, 2018 marking the first time the team won both games in Oakland in the same year since the 2002-03 season. Over the past five seasons, only two others teams have knocked off the Warriors twice at Oracle Arena in the same season. The Denver Nuggets and San Antonio Spurs both won two contests in Oakland during the 2013-14 season.

2017-18 GAME-BY-GAME

G	DATE	SCORE	W/L	+/-	OPPONENT	W/L	REC	KINGS HI. SCORER/REBOUNDER		OPP.
HI. SCORER/REBOUNDER					ATT					
1	10/18	100-105		-5	HOUSTON	L	0-1	Cauley-Stein-21/Cauley-Stein, Labissiere-10	Harden-27/Capela-17	17,583
2	10/20	93-88		+5	@Dallas	W	1-1	Hill-21/Cauley-Stein-11	Barnes-24/Nowitzki-9	19,273
3	10/21	79-96		-17	@Denver	L	1-2	Fox-18/Randolph-9	Millsap,Faried-18/Chandler-12	19,520
4	10/23	115-117		-2	@Phoenix	L	1-3	Temple-23/Koufos-9	Booker-22/Chandler-14	14,903
5	10/26	106-114		-8	NEW ORLEANS	L	1-4	Fox-14/Randolph-9	Cousins-41/Cousins-23	17,583
6	10/29	83-110		-27	WASHINGTON	L	1-5	Bogdanovic-15/Koufos-10	Wall-19/Gortat-9	17,583
7	10/31	83-101		-18	@Indiana	L	1-6	Fox-18/Cauley-Stein, Hield, Koufos, Lab-7	Bogdanovic-17/Sabonis-16	12,245
8	11/1	86-113		-27	@Boston	L	1-7	Hield-17/Hield-7	Brown,Irving-22/Theis-10	18,624
9	11/4	99-108		-9	@Detroit	L	1-8	Randolph-19/Hield-8	Bradley-24/Drummond-19	17,683
10	11/7	94-86		+8	OKLAHOMA CITY	W	2-8	Hield-21/Randolph-8	Westbrook-20/Westbrook-12	17,583
11	11/9	109-108		+1	PHILADELPHIA	W	3-8	Randolph-20/Koufos-12	Covington-24/Embiid-15	17,583
12	11/11	91-118		-27	@New York	L	3-9	Labissiere-19/Koufos-10	Porzingis-34/Kanter-13	19,812
13	11/13	92-110		-18	@Washington	L	3-10	Hill-16/Randolph-9	Wall-21/Mahinmi-9	14,660
14	11/15	80-126		-4	@Atlanta	L	3-11	Randolph-16/Jackson,Koufos,Randolph-4	Schroder-21/Dedmon-14	13,860
15	11/17	86-82		+4	PORTLAND	W	4-11	Cauley-Stein-22/Cauley-Stein-10	Lillard-29/Davis-8	17,583
16	11/18	90-102		-12	@Portland	L	4-12	Cauley-Stein-18/Cauley-Stein-9	McCollum-25/Davis-8	19,522
17	11/20	98-114		-16	DENVER	L	4-13	Hill,Koufos-16/Randolph-6	Barton-25/Jokic-14	17,583
18	11/22	113-102		+11	L.A. LAKERS	W	5-13	Cauley-Stein-26/Labissiere-8	Caldwell-Pope-20/Randle-8	17,583
19	11/25	95-97		-2	LA CLIPPERS	L	5-14	Hield-27/Randolph-7	Griffin-33/Jordan-16	17,583
20	11/27	110-106		+4	@Golden State	W	6-14	Cauley-Stein-19/Cauley-Stein-8	Thompson-21/West-7	19,596
21	11/28	87-112		-25	MILWAUKEE	L	6-15	Temple-18/Cauley-Stein-10	Antetokounmpo-32/Brogdon-7	17,583
22	12/1	107-106		+1	@Chicago	W	7-15	Randolph-25/Randolph-13	Grant-17/Nwaba-9	19,268
23	12/2	104-109		-5	@Milwaukee	L	7-16	Randolph-22/Randolph-7	Antetokounmpo-33/Antetokounmpo-13	15,581
24	12/6	95-101		-6	@Cleveland	L	7-17	Randolph-18/Sampson-16	James-32/Love-13	20,562
25	12/8	116-109	OT	-+7	@New Orleans	W	8-17	Randolph-35/Randolph-13	Cousins-38/Cousins-11	15,019
26	12/10	87-102		-15	TORONTO	L	8-18	Randolph-19/Randolph-11	DeRozan-25/Lowry-12	17,583
27	12/12	99-92		+7	PHOENIX	W	9-18	Hill-18/Koufos-8	Warren-18/Chandler-10	17,583
28	12/14	96-119		-23	@Minnesota	L	9-19	Hill-16/Randolph-9	Towns-30/Towns-14	11,126
29	12/17	93-108		-15	@Toronto	L	9-20	Bogdanovic,Temple-18/Cauley-Stein,Kouf-6	DeRozan-21/Valanciunas-15	19,800
30	12/19	101-95		+6	@Philadelphia	W	10-20	Randolph-27/Temple-8	Covington-17/Simmons-12	20,558
31	12/20	104-99		+5	@Brooklyn	W	11-20	Hill-22/Cauley-Stein-9	Dinwiddie-16/Hollis-Jefferson-10	13,179
32	12/23	99-108		-9	SAN ANTONIO	L	11-21	Hield-24/Cauley-Stein-11	Alrdidge-29/Gasol-11	17,583
33	12/26	95-122		-27	@LA Clippers	L	11-22	Cauley-Stein-17/Cauley-Stein-7	Harrell-22/Jordan-15	16,393
34	12/27	109-95		+14	CLEVELAND	W	12-22	Carter-24/Cauley-Stein-9	Love-23/James-10	17,583
35	12/29	101-111		-10	PHOENIX	L	12-23	Randolph-14/Cauley-Stein-9	Booker,Warren-26/Chandler-11	17,583
36	12/31	96-114		-18	MEMPHIS	L	12-24	Cauley-Stein-21/Cauley-Stein-8	Evans-26/Davis-9	17,583
37	1/ 2	111-131		-20	CHARLOTTE	L	12-25	Randolph-24/Labissiere-15	Batum-21/Howard-8	17,583
38	1/ 6	106-98		+8	DENVER	W	13-25	Fox-18/Carter-8	Lyles-19/Lyles-9	17,583
39	1/ 8	100-107		-7	SAN ANTONIO	L	13-26	Cauley-Stein-22/Cauley-Stein-9	Aldridge-31/Aldridge-12	17,583
40	1/ 9	86-99		-13	@L.A. Lakers	L	13-27	Bogdanovic-19/Koufos-15	Randle-22/Randle-14	18,997
41	1/ 11	115-121		-6	LA CLIPPERS	L	13-28	Bogdanovic-22/Koufos-14	L. Williams-30/Griffin-12	17,583
42	1/ 13	105-126		-21	@LA Clippers	L	13-29	Cauley-Stein-23/Cauley-Stein-13	L. Williams-26/Reed-13	16,656
43	1/ 15	88-95		-13	@Oklahoma City	L	13-30	Hield-16/Labissiere-8	Anthony-20/Westbrook-16	18,203
44	1/ 17	105-120		-15	UTAH	L	13-31	Cauley-Stein-26/Cauley-Stein-10	Mitchell-34/Favors-11	17,583
45	1/ 19	88-106		-18	@Memphis	L	13-32	Fox-16/Cauley-Stein-11	D. Brooks-22/Green-10	16,831
46	1/ 22	107-112		-5	@Charlotte	L	13-33	Labissiere-23/Cauley-Stein-10	Walker-26/Howard-16	11,806
47	1/ 23	105-99		+6	@Orlando	W	14-33	Temple-34/Cauley-Stein,Labissiere-9	Fournier-22/Gordon-12	18,846
48	1/25	89-88		+1	@Miami	W	15-33	Hield-24/Randolph-10	Dragic-23/Whiteside-14	19,600
49	1/28	98-113		-15	@San Antonio	L	15-34	Fox-26/Koufos-12	Forbes-23/Gasol-11	18,418
50	1/30	114-103		+11	@New Orleans	W	16-34	Randolph-26/Koufos-17	Davis-23/Davis-13	14,292
51	2/2	104-119		-15	GOLDEN STATE	L	16-35	Randolph-18/Randolph-7	Durant-33/Paculia-13	17,583
52	2/3	99-106		-7	DALLAS	L	16-36	Fox,Temple-15/Cauley-Stein-8	Barnes-18/Powell-9	17,583
53	2/5	104-98		+6	CHICAGO	W	17-36	Bogdanovic-15/Randolph-9	LaVine-27/Portis-14	17,583
54	2/9	100-118		-18	PORTLAND	L	17-37	Cauley-Stein-19/Randolph-9	Lillard-50/Davis-14	17,583
55	2/11	106-111		-5	@Minnesota	L	17-38	Fox-23/Koufos-10	Towns-29/Towns,Wiggins-8	18,068
56	2/13	114-109		+5	@Dallas	W	18-38	Randolph-22/Koufos,Randolph-7	Barea-19/Nowitzki,Powell-6	19,801
57	2/14	91-100		-9	@Houston	L	18-39	Bogdanovic-20/Cauley-Stein,Koufos-8	Harden-28/Capela-11	18,055
58	2/22	107-110		-3	OKLAHOMA CITY	L	18-40	Randolph-29/Randolph-12	George-26/Westbrook-15	17,583
59	2/24	108-113		-5	L.A. LAKERS	L	18-41	Bogdanovic,Hield-21/Cauley-Stein-15	Caldwell-Pope-34/Randle-13	17,583
60	2/26	100-118		-18	MINNESOTA	L	18-42	Labissiere-20/Cauley-Stein,Hield-5	Towns-26/Towns-17	17,583
61	2/27	99-116		-17	@Portland	L	18-43	Randolph-20/Cauley-Stein-10	Lillard-26/Davis-12	19,468
62	3/1	116-111	OT	+5	BROOKLYN	W	19-43	Bogdanovic-23/Koufos-11	Carroll-22/Allen-13	17,583
63	3/3	91-98		-7	UTAH	L	19-44	Fox-17/Labissiere-12	Mitchell-27/Gobert-12	17,583
64	3/4	102-99		+3	NEW YORK	W	20-44	Bogdanovic-22/Koufos-8	Hardaway-24/Kanter-16	17,583
65	3/7	101-114		-13	NEW ORLEANS	L	20-45	Hield-20/Koufos-10	Mirtoic-26/Mirotic-10	17,583
66	3/9	94-88		+6	ORLANDO	W	21-45	Temple-23/Koufos-13	Simmons-25/Biyombo-7	17,583
67	3/11	104-130		-26	@Denver	L	21-46	Hield-18/Koufos-10	G. Harris-21/Jokic-11	19,520
68	3/12	101-106		-5	@Oklahoma City	L	21-47	Bogdanovic-19/Koufos-10	Anthony, George-21/Westbrook-10	18,203
69	3/14	123-119	OT	+4	MIAMI	W	22-47	Hield-24/Cauley-Stein,Ranoldph-9	Dragic-33/Adebayo-16	17,583
70	3/16	98-93		+5	@Golden State	W	23-47	Hield-22/Koufos-12	Cook-25/Green-10	19,596
71	3/17	97-103		-6	@Utah	L	23-48	Hield-23/Hield,Koufos,Mason-6	Mitchell-28/Gobert-13	18,306
72	3/19	90-106		-16	DETROIT	L	23-49	Hield-20/Cauley-Stein,Hield-6	Griffin-26/Drummond-16	17,583
73	3/22	105-90		+15	ATLANTA	W	24-49	Jackson-20/Koufos-11	Taylor-18/Dedmon-10	17,583
74	3/25	93-104		-11	BOSTON	L	24-50	Hield-21/Koufos-9	Rozier-33/Monroe-8	17,583
75	3/27	97-103		-6	DALLAS	L	24-51	Labissiere-19/Jackson,Labissiere-8	Barnes-20/Kleber-9	17,583
76	3/29	103-106		-3	INDIANA	L	24-52	Bogdanovic-21/Cauley-Stein,Hield-7	Bogdanovic-25/Sabonis,Young-8	17,583
77	3/31	96-112		-16	GOLDEN STATE	L	24-53	Hield-19/Cauley-Stein-9	Durant-27/Durant-10	17,583
78	4/1	84-83		+1	@L.A. Lakers	W	25-53	Hield-19/Labissiere-9	Randle-19/Zubac-10	18,997
79	4/3	94-97		-3	@Phoenix	L	25-54	Bogdanovic-22/Fox-9	Jackson-28/Len-15	16,826
80	4/6	94-93		+1	@Memphis	W	26-54	Cauley-Stein-18/Cauley-Stein-8	M. Brooks-23/Rabb-11	16,527
81	4/9	85-98		-13	@San Antonio	L	26-55	Cauley-Stein-25/Cauley-Stein-10	Gay-18/Alrdidge-14	18,418
82	4/11	96-83		+3	HOUSTON	W	27-55	Cauley-Stein-22/Cauley-Stein-11	Green-31/Black-11	17,583

* = OT

KINGS YEARLY TRANSACTIONS

1971-72

April 10, 1972	Selected 6-10 Eau Claire State center Mike Ratliff in the second round (#28 overall) and 6-8 USC forward Ron Riley in the third round (#38 overall) of the 1972 NBA Draft.

1972-73

October 9, 1972	Acquired forward Toby Kimball from Milwaukee for a future draft choice.
November 2, 1972	Acquired 6-5 guard Dick Gibbs from Houston for cash.
November 9, 1972	Traded guard John Mengelt to Detroit for a future draft choice.
August 9, 1972	Acquired 6-6 forward Don Kojis from Seattle in exchange for Jim Fox and future considerations.
January 26, 1973	Acquired 6-10 center John Block from Philadelphia in exchange for Tom Van Arsdale and a future draft choice.
April 10, 1973	Selected 6-9 Minnesota forward Ron Behagen in the first round (#7 overall), 6-3 Marshall guard Mike D'Antoni (#20 overall) and 6-9 Marquette forward Larry McNeill in the second round (#25 overall) of the 1973 NBA Draft.

1973-74

October 8, 1973	Signed 6-1 free agent guard Howard "Butch" Komives.
October 29, 1973	Acquired 6-3 guard Jimmy Walker in exchange for veteran forward Matt Guokas.
November 12, 1973	Acquired 6-11 center Otto Moore from Houston for forward Ron Riley.
December 5, 1973	Signed 6-1 free agent guard Justus Thigpen.
May 29, 1974	Selected 6-7 Colorado forward Scott Wedman in the first round (#6 overall) and 7-0 Tennessee center Len Kosmalski in the second round (#24 overall) of the 1974 NBA Draft.

1974-75

February 1, 1975	Acquired 6-6 forward Ollie Johnson and 6-2 guard Rick Adelman from the New Orleans Jazz in exchange for Nate Williams.
June 25, 1975	Selected 6-7 DePaul forward Bill Robinzine (#10 overall) and 6-7 Pennsylvania guard-forward Bob Bigelow (#13 overall) in the first round and 6-5 Louisiana State guard Glenn Hansen (#31 overall) in the second round of the 1975 NBA Draft.

1975-76

October 14, 1975	Acquired 6-2 free agent guard Lee Winsfield from Buffalo's waivers.
November 12, 1975	Signed 6-9 free agent Rick Roberson.
December 8, 1975	Acquired former Kings forward Matt Guokas from Chicago for future draft choices.

1976-77

June 8, 1976	Selected 6-10 UCLA forward-center Richard Washington in the first round (#3 overall) and 6-4 UCLA guard Andre McCarter in the sixth round (#89 overall) of the 1976 NBA Draft.
August 5, 1976	Selected 6-2 guard Ron Boone, previously of the American Basketball Association's Utah Stars, in the first round (#3 overall) and 6-3 guard Mike Barr, previously of the ABA's Spirits of St. Louis, in the second round (#25 overall) of the 1976 ABA-NBA Dispersal Draft.
September 10, 1976	Acquired 6-2 guard Brian Taylor, 6-11 center and Sacramento native Jim Eakins, and a future draft choice from New Jersey in exchange for guard Nate "Tiny" Archibald.

1977-78

May 25, 1977	Acquired 7-2 center Tom Burleson from the Denver Nuggets in exchange for guard Brian Taylor and a future draft choice.
June 1, 1977	Acquired 6-2 guard Lucius Allen from the Los Angeles Lakers in exchange for Ollie Johnson and future draft choices.
June 10, 1977	Selected 6-4 Houston guard Otis Birdsong in the first round (#2 overall) and 6-3 North Carolina guard John Kuester in the third round (#53 overall) of the 1977 NBA Draft.
September 19, 1977	Signed 6-8 free agent forward Bob Nash
October 20, 1977	Signed 6-3 free agent guard Louie Nelson.
November 16, 1977	Signed 6-9 forward Kevin Restani off waivers from Milwaukee.

1978-79

MIKE D'ANTONI

RICK ADELMAN

May 10, 1978	Hired Lowell "Cotton" Fitzsimmons as head coach.
June 9, 1978	Selected 6-1 North Carolina guard Phil Ford in the NBA Draft with the second overall pick.
January 30, 1979	Waived rookie free-agent guard Marlon Redmond.
March 11, 1979	Signed forward Ron Behagen to a 10-day contract. Behagen was previously drafted by the Kings with the seventh overall pick in the 1973 NBA Draft.
June 25, 1979	Selected 6-6 Alabama forward Reggie King with the #18 overall pick in the 1979 NBA Draft.
1979-80	
July 24, 1979	Hired John Begzos as General Manager.
October 8, 1979	Waived veteran guard Lucius Allen, and forwards Bob Nash and Darnell Hillman.
October 11, 1979	Acquired 6-6 Tennessee guard-forward Ernie Grunfeld and a second round draft choice from the Milwaukee Bucks in exchange for forward-center Richard Washington.
November 27, 1979	Acquired 6-10 center Len Elmore from the Indiana Pacers for the Bucks' second-round pick from the Grunfeld-Washington deal.
	Waived guard Marlon Redmond to make room for Len Elmore.
May 14, 1980	Signed Coach Lowell "Cotton" Fitzsimmons to a four-year contract extension.
May 28, 1980	Allowed 6-0 Northwestern reserve guard Billy McKinney to be selected by the Dallas Mavericks in the NBA expansion draft.
June 10, 1980	Selected 6-5 North Carolina State guard Charles "Hawkeye" Whitney with the #16 overall pick in the 1980 NBA Draft.
June 12, 1980	Signed 6-10 Alabama free agent center-forward Leon Douglas to a five-year contract.
June 20, 1980	Received Bucks' 1981 second round draft choice as compensation for Len Elmore.
1980-81	
July 8, 1980	Released 7-2 center Tom Burleson.
September 10, 1980	Acquired 6-3 Kansas guard JoJo White from the Golden State Warriors for future cash considerations.
September 16, 1980	Signed first round draft choice Hawkeye Whitney to a multi-year contract.
September 25, 1980	Acquired 6-10 Southern Illinois center Joe Meriweather and New York's 1981 first round draft pick (via Seattle) in a three-way trade also involving the Knicks and Cleveland, who received forward Bill Robinzine.
October 30, 1989	Relieved John Begzos as Executive Vice President and General Manager.
November 3, 1980	Received $50,000 and Atlanta's 1981 second round draft pick after Tom Burleson signed with the Hawks, as awarded by NBA commissioner Larry O'Brien.
November 8, 1980	Signed 6-0 Marquette guard Lloyd Walton.
December 26, 1980	Waived 6-8 forward Gus Gerard and signed 6-10 USC free agent forward John Lambert.
January 20, 1981	Signed 6-6 UCLA guard-forward Frankie Sanders to a 10-day contract.
January 23, 1981	Hired Jeff Cohen as Executive Vice President and General Manager.
February 12, 1981	Signed Frankie Sanders for the remainder of the 1980-81 season.
June 9, 1981	Matched Cleveland's offer for 6-4 guard Otis Birdsong, then traded Birdsong (along with the Kings second round draft choice (#44) in the 1981 NBA Draft) to the New Jersey Nets for 6-9 forward Cliff Robinson. Minutes before the trading deadline, the Kings received Cleveland's first round draft choice (#17 overall) by pledging not to exercise the right of first refusal in matching the Cavaliers' offer to 6-7 forward Scott Wedman. Selected 6-10 Oregon State center Steve Johnson (#7) and 6-6 Alabama State guard-forward Kevin Loder (#17) in the first round and 6-6 Illinois forward Eddie Johnson (#29 overall) in the second round of the 1981 NBA Draft.
1981-82	
July 30, 1981	Signed six-year veteran forward-center Joe Meriweather to a three-year pact.
August 26, 1981	Acquired 6-2 guard Larry Drew in a trade with the Detroit Pistons, giving up second round draft choices in 1982 and 1984.
September 11, 1981	Signed 1981 second round draft choice Eddie Johnson.
October 1, 1981	Signed Kevin Loder to a multi-year contract on the day before training camp opened.

PHIL FORD

ERNIE GRUNFELD

October 7, 1981	Signed Steve Johnson to a multi-year contract.
November 12, 1981	Acquired 6-5 forward Mike Woodson and a 1982 first round draft pick from the New Jersey Nets for 12-year veteran center Sam Lacey. The pick was to be the earlier selection from the Phoenix Suns or Los Angeles Lakers.
February 16, 1982	Acquired 6-9 forward Reggie Johnson from Cleveland for Cliff Robinson. Received the San Antonio Spurs' 1984 third round draft pick and cash for John Lambert.
February 18, 1982	Signed 6-8 Duke forward Ken Dennard, the final cut in preseason camp, through the 1983-84 season, making him the fourth rookie to earn a roster spot on the team.
April 30, 1982	Rehired General Manager Joe Axelson to a five-year contract after Jeff Cohen, General Manager and Executive Vice President resigned after 13 months. June 29, 1982 Selected 6-10 Texas forward-center LaSalle Thompson with the fifth overall pick and 6-5 Georgia Tech guard Brook Steppe with the #17 overall pick in the 1982 NBA Draft.
1982-83	
November 9, 1982	Signed LaSalle Thompson to a multi-year contract.
November 19, 1982	Waived Leon Douglas to create roster room for LaSalle Thompson.
February 15, 1983	Activated Ken Dennard and traded Reggie Johnson to the Philadelphia 76ers for cash.
June 8, 1983	Franchise was purchased for cash and assumption of obligations totaling $10.5 million dollars by Sacramento, California, business and real estate investors, Joseph Benvenuti, Frank and Gregg Lukenbill, Robert A. Cook, Stephen H. Cippa, and Frank McCormack.
June 28, 1983	Obtained 6-8 veteran power forward Mark Olberding from the Chicago Bulls in exchange for guard Ennis Whatley, the #13 pick of the 1983 NBA Draft. In the second round, the Kings obtained the Bulls second round selection 6-9 Houston forward Larry Micheaux (#29 overall) in exchange for its second-round selection 6-7 San Jose State forward Chris McNealy (#38 overall) and a 1984 second round pick. 1983-84
July 20, 1983	Signed 6-7 Kansas State forward and 1982 eighth round pick (#166 overall) Ed Nealy to a two-year contract.
August 1, 1983	Signed Larry Micheaux to a three-year deal.
September 17, 1983	Acquired 6-6 veteran guard Billy Knight from the Indiana Pacers in a three-team deal with New York and Indiana. Kings also received a 1984 second round pick from Indiana in exchange for Brooke Steppe and cash from New York in exchange for 6-2 guard Ray Williams. The Knicks also sent the Pacers their 1984 first round pick and 6-5 guard Vince Taylor.
September 26, 1983	Received the Denver Nuggets' 1985 third round pick in exchange for Ken Dennard.
September 28, 1983	Signed 6-4 veteran free agent guard Don Buse to a one-year contract.
September 29, 1983	Signed veteran free agent guard Larry Drew to a five-year contract. Contract terms were not disclosed, however the deal included an innovative cash/real estate compensation package.
October 12, 1983	Signed 6-5 veteran free agent forward Mike Woodson to a five-year deal.
October 26, 1993	Received the Seattle SuperSonics' 1985 second round pick in exchange for 6-6 forward Reggie King.
October 28, 1983	Signed 6-3 guard Dane Suttle for the remainder of the season after placing Mike Woodson on the injured list for rehabilitation from orthoscopic surgery for torn cartilage in his right knee.
November 22, 1983	Activated Mike Woodson and waived forward Kevin Loder.
February 15, 1984	Acquired 6-5 NBA All-Star guard Reggie Theus minutes before the trading deadline from the Chicago Bulls. In exchange, traded veteran Steve Johnson and three second round draft selections, two from previous deals, (Indiana's 1984, Kansas City's 1985, and Seattle's 1985) to the Bulls.
March 31, 1984	Signed 6-10 veteran free agent center Dave Robisch to a two-year contract and placed Joe Meriweather on the injured list.
May 15, 1984	Named Jack McKinney head coach.
June 19, 1984	Selected 6-10 Providence College forward Otis Thorpe with the #9 overall pick in the first round of the 1984 NBA Draft.
1984-85	
July 11, 1984	Extended the club's first-ever free agent offer sheet to veteran center Paul Mokeski

	of the Milwaukee Bucks. The Bucks matched the offer on July 24, thus retaining the rights to Mokeski.
September 21, 1984	Signed Kings free agent Joe Meriweather to a one-year contract.
September 24, 1984	Inked rookie Otis Thorpe to a multi-year deal.
October 24, 1984	Released Ed Nealy, trimming the roster to 11.
November 2, 1984	Signed 6-9 free agent forward Peter Verhoeven to a one-year contract.
November 18, 1984	Named former Kings mentor Phil Johnson head coach by signing a three-year deal after Jack McKinney unexpectantly resigned.
December 6, 1984	Waived 6-2 guard Dane Suttle.
December 8, 1984	Signed 6-7 forward David Pope.
December 11, 1984	Acquired 6-11 veteran reserve center Mark McNamara from San Antonio in exchange for veteran swingman Billy Knight, in a deal signed hours before the two teams were set to tip off. Both players donned their new uniforms at game time.
December 14, 1984	Signed 6-3 veteran free agent guard Kenny Natt to a 10-day contract to replace Larry Drew, who was placed on the injured list with a severely sprained left foot suffered in the previous game at Dallas.
February 27, 1985	Waived Pope and re-signed Ed Nealy, who was playing with the Sarasota Stingers of the CBA.
June 18, 1985	Selected 6-11 Arkansas center Joe Kleine with the sixth overall pick, marking the first NBA Draft choice made by the Kings in Sacramento.
1985-86	
August 9, 1985	Received Milwaukee's 1986 third round draft pick in exchange for Mark McNamara.
September 5, 1985	Signed Sacramento native, 6-8 St. Mary's forward David Cooke to a two-year contract.
September 17, 1985	Signed 7-0 veteran free agent center Rich Kelley to a one-year deal.
September 26, 1985	Signed veteran free agent forward Mark Olberding to a two-year pact.
October 8, 1985	Signed rookie Kleine to a multi-year contract 12 days after training camp opened.
November 18, 1985	Signed Detroit Pistons' 6-7 veteran free agent forward Terry Tyler to an offer sheet.
November 20, 1985	Acquired Tyler and compensated Detroit with an option to switch first round draft picks in either 1986 or 1987, or a second round choice in 1987 and an undisclosed amount of cash. Waived David Cooke to clear room on the roster.
December 17, 1985	Signed 6-2 veteran free agent guard Mike Bratz for the remainder of the season and waived rookie Michael Adams.
June 17, 1986	Selected 6-7 Villanova swingman Harold Pressley with the #17 overall pick in the first round and 6-10 UC Irvine forward Johnny Rogers with the #57 overall pick in the second round of the 1986 NBA Draft.
1986-87	
August 7, 1986	Signed Los Angeles Clippers' free agent guards Derek Smith and Franklin Edwards to offer sheets.
August 19, 1986	Secured Smith, Edwards, and veteran Junior Bridgeman days before the LA Clippers deadline for matching the Kings offer. In exchange, the club sent guards Larry Drew, Mike Woodson, a 1988 first round draft pick, a 1989 second round draft pick, and an undisclosed amount of cash to the Clippers.
September 5, 1986	Signed 1986 second round draft choice (#57 overall) Johnny Rogers to a two-year contract.
September 23, 1986	Signed 1986 first round draft pick Harold Pressley to a four-year deal.
October 17, 1986	Announced during player introductions of the Kings pre-season game at ARCO Arena the signing of veteran free agent LaSalle Thompson to a four-year pact. Waived free agent forward Bill Nelson.
October 22, 1986	Waived guards Mike Bratz and Bruce Douglas.
October 23, 1986	Matched an offer sheet extended to veteran free agent Eddie Johnson by Cleveland.
October 25, 1986	Re-signed Bruce Douglas after guard Franklin Edwards suffered a fracture in his right foot and was subsequently sidelined through January, 1987.
October 28, 1986	Placed veteran Junior Bridgeman and free agent Dan Federmann on waivers.
December 16, 1986	Waived Bruce Douglas and signed guard Othell Wilson.
December 23, 1986	Waived guard Brook Steppe.

LASALLE THOMPSON

December 26, 1986	Signed Brooke Steppe to a 10-day contract.
January 6, 1987	Signed Brooke Steppe to a second 10-day contract.
January 15, 1987	Placed Franklin Edwards on the active roster for the first time since his pre-season injury and released Steppe.
February 1, 1987	Signed guard Jerry Eaves to a 10-day contract after Franklin Edwards reinjured his foot.
February 9, 1987	Terminated Head Coach Phil Johnson and Assistant Coach Frank Hamblen after opening the season with a 14-32 record. Jerry Reynolds assumed the head coaching duties and former Kings' player Don Buse was assigned the assistant coach position.
February 13, 1987	Released Jerry Eaves.
February 16, 1987	Signed guard Reggie Theus to a three-year contract extension with an option for a fourth year.
April 27, 1987	Signed NBA Hall of Fame center Bill Russell to a seven-year deal, effective June 1. Russell assumed the head coaching duties and within four years had the option of becoming general manager and eventually president.
May 2, 1987	Waived Othell Wilson.
May 23, 1987	Hired Willis Reed as an assistant coach.
June 21, 1987	Acquired 6-9 forward Ed Pickney from Phoenix with a 1988 second round pick in exchange for forward Eddie Johnson.
June 22, 1987	Selected 6-3 North Carolina guard Kenny Smith with the sixth overall pick in the 1987 NBA Draft.
1987-88	
October 14, 1987	Signed rookie Kenny Smith to a four-year deal six days after training camp opened.
October 15, 1987	Acquired 7-0 veteran center Jawann Oldham from the New York Knicks in exchange for a 1988 second round draft pick.
November 3, 1987	Waived second-year forward Johnny Rogers and placed guard Franklin Edwards on the injured list with a sprained right ankle.
December 14, 1987	Acquired 6-5 Mike McGee from the Atlanta Hawks in exchange for the Kings' second round picks in 1991 and 1995. Waived rookie Joe Arlauckas to clear room for McGee.
January 18, 1988	Waived veteran Franklin Edwards and activated Derek Smith from the injured list where he was placed after undergoing an individualized knee strengthening program for his left knee.
March 7, 1988	Announced the re-alignment of the basketball operations staff. Named Bill Russell vice president of basketball operations, after compiling a 17-41 record as head coach, Jerry Reynolds head coach, and reassigned President and General Manager Joe Axelson as vice president of business operations. Reynolds' first move was to name former Kings coach Phil Johnson as his assistant.
March 26, 1988	Signed Conner Henry to the first of two 10-day contracts to replace Derek Smith who fractured the frontal rim of his left eye after colliding with Utah's Karl Malone and missed the remainder of the season.
April 1, 1988	Signed 7-2 free agent center Martin Nessley to a 10-day contract to replace center LaSalle Thompson who was placed on the injured list for the first time in his six-year career after tearing his lateral meniscus in his right knee, a season-ending injury.
April 11, 1988	Signed Martin Nessley to a second 10-day contract.
April 14, 1988	Signed Connor Henry for the remainder of the season.
June 28, 1988	Acquired forward Randy Wittman and the Atlanta Hawks' 1988 first round pick (#18 overall) in exchange for Reggie Theus and the Kings' 1988 third round draft choice. Selected 6-8 San Jose State guard Ricky Berry (#18 overall) with the first round pick and 6-5 North Carolina State guard Vinny Del Negro (#29 overall) with the second round selection in the 1988 NBA Draft.
1988-89	
August 1, 1988	Signed rookie Ricky Berry to a three-year contract.
August 22, 1988	Signed rookie Vinny Del Negro to a two-year contract.
October 6, 1988	Waived veteran forward Terry Tyler.
October 11, 1988	Acquired 6-8 forward Rodney McCray and 6-11 center Jim Peterson from the Houston

	Rockets for free agent Otis Thorpe after signing Thorpe to a multi-year contract.
October 19, 1988	Released rookie free agent Randy Allen.
October 31, 1988	Received the New Jersey Nets' 1991 and 1996 second round picks in exchange for Mike McGee.
December 12, 1988	Hired Herman Kull as assistant coach after Phil Johnson resigned to accept a similar position with the Utah Jazz.
December 16, 1988	Waived 6-2 Georgetown guard Michael Jackson.
February 1, 1989	Signed Jim Peterson, who was to be an unrestricted free agent at the end of the season, to a multi-year contract extension with the club through the mid-1990's.
February 7, 1989	Waived veteran swingman Derek Smith and signed Michael Jackson to a 10-day contract.
February 18, 1989	Signed Michael Jackson to a contract for the remainder of the season.
February 20, 1989	Acquired 6-9 Oklahoma forward Wayman Tisdale and a 1990 or 1991 second round draft pick from the Indiana Pacers in exchange for LaSalle Thompson and Randy Wittman.
February 23, 1989	Acquired 6-5 veteran guard and two-time NBA All-Star Danny Ainge and 7-0 Iowa forward-center Brad Lohaus in exchange for center Joe Kleine and forward Ed Pickney.
March 3, 1989	Signed 6-8 forward Randy Allen to a 10-day contract following injuries suffered by Rodney McCray and Ricky Berry.
March 13, 1989	Signed Randy Allen to a second 10-day contract.
March 23, 1989	Signed Randy Allen for the remainder of the season.
June 27, 1989	Selected 6-10 Louisville center Pervis Ellison with the franchise's first number one overall pick in the 1989 NBA Draft.
1989-90	
September 27, 1989	Acquired 1984 NBA "Rookie of the Year" 7-4 center Ralph Sampson from the Golden State Warriors in exchange for Jim Peterson.
October 26, 1989	Signed Wayman Tisdale and Pervis Ellison to multi-year deals, however both missed training camp due to contract negotiations. Released Ben Gillery and free agents Luther Burks and Wayne Casey.
November 2, 1989	Waived Jawann Oldham to reach the 12-player roster limit.
November 25, 1989	Signed veteran free agent center Greg Kite for the remainder of the season to replace Ralph Sampson who was placed on the injured list to rehabilitate his knees.
December 16, 1989	Placed Pervis Ellison on the IL following an examination by Dr. Roger Mann who determined rest was needed. Released Greg Stokes and signed free agent forward Mike Williams for the remainder of the season.
December 19, 1989	Released Bill Russell from his post as vice president of basketball operations and named Rick Benner president of the Kings and ARCO Arena. It was also announced Jerry Reynolds would eventually assume the position of director of player personnel after a permanent head coach was named.
January 4, 1990	Named Dick Motta, the third winningest coach in NBA history, head coach.
February 13, 1990	Acquired 6-9 forward Antoine Carr, 6-2 guard Sedric Toney, and a 1991 second round draft pick in exchange for guard Kenny Smith and forward Mike Williams.
June 25, 1990	Acquired 6-6 guard Bobby Hansen, 6-11 center Eric Leckner, Utah's 1990 first (#23 overall) and second (#49 overall) round picks and Washington's 1991 second round pick (#35 overall). Washington received Pervis Ellison and Utah received Bullets' guard Jeff Malone and the Kings' 1990 second round pick (#33 overall).
June 26, 1990	Acquired Dallas' 1990 first round picks (#14, #18 overall) and 7-0 center Bill Wennington in exchange for Rodney McCray and the Kings' 1990 (#49 overall) and 1991 (#35 overall) second round picks.
June 27, 1990	Selected 6-7 LaSalle forward Lionel Simmons (#7 overall), 6-2 Texas guard Travis Mays (#14 overall), 7-0 Temple center Duane Causwell (#18 overall) and 6-8 St. Louis forward Anthony Bonner (#23 overall) in the 1990 NBA Draft, marking the first time in league history one franchise made four first round selections. Acquired 6-2 veteran guard Rory Sparrow from the Miami Heat in exchange for the rights to the Kings' second round selection, Virginia Tech guard Vernell "Bimbo" Coles (#40 overall).
1990-91	
July 9, 1990	Waived guards Michael Jackson and Sedric Toney and forward Randy Allen.
August 1, 1990	Acquired 6-2 guard Byron Irvin, 1991 and 1992 second round picks, and future considerations from the Portland Trail Blazers in exchange for veteran guard Danny

RICKY BERRY

	Ainge.
August 28, 1990	Signed rookie Duane Causwell to a two-year contract.
September 14, 1990	Signed rookie Travis Mays to a three-year contract.
September 20, 1990	Signed rookie Anthony Bonner to a three-year contract.
September 28, 1990	Signed rookie Lionel Simmons to a five-year contract.
October 26, 1990	Released free agent guards Dennis Nutt and Kevin Nixon and forward Jason Reese.
October 30, 1990	Acquired 6-2 guard Steve Colter from the Washington Bullets in exchange for guard Byron Irvin.
October 31, 1990	Released rookie free agents forward-center Marty Conlon and guard Joe Frederick.
November 1, 1990	Signed 6-6 rookie free agent swingman Ricky Calloway to replace Anthony Bonner who was placed on the IL with a stress fracture in his left foot.
November 28, 1990	Signed 6-2 guard Leon Wood to replace Colter, who was placed on the IL with a sprained left ankle.
December 10, 1990	Waived Calloway prior to activating Anthony Bonner.
December 18, 1990	Re-signed Ricky Calloway after Bobby Hansen was placed on the IL with torn cartilage in his left knee.
December 24, 1990	Waived Leon Wood before the guaranteed contract deadline.
December 31, 1990	Signed 5-11 CBA guard Jim Les to a 10-day contract.
January 10, 1991	Signed Jim Les to a second 10-day contract.
January 14, 1991	Signed 6-7 CBA forward Anthony Frederick to a 10-day contract after placing leading scorer and rebounder Wayman Tisdale on the injured list with a torn tendon in his right foot.
January 20, 1991	Signed Jim Les to a contract for the remainder of the season.
January 23, 1991	Signed Anthony Frederick to a second 10-day contract.
January 29, 1991	Received the Charlotte Hornets' 1993 (with contingencies) and 1995 second round picks in exchange for center Eric Leckner.
February 11, 1991	Signed forward Mike Higgins to a 10-day contract.
February 22, 1991	Signed Mike Higgins to second 10-day contract.
February 28, 1991	Signed Anthony Frederick for the remainder of the season after center Ralph Sampson was placed on the injured list with strained tendons in his right forefoot.
March 7, 1991	Signed 6-6 CBA swingman Tony Dawson to a 10-day contract.
June 26, 1991	Selected 6-9 Syracuse forward Billy Owens (#3 overall) and 6-10 North Carolina forward Pete Chilcutt (#27 overall) in the first round and 6-2 New Mexico State guard Randy Brown (#31 overall) and 6-7 James Madison swingman Steve Hood (#42 overall) in the second round of the 1991 NBA Draft.
1991-92	
July 1, 1991	Acquired 5-7 point guard Anthony "Spud" Webb and a 1994 second round pick from the Atlanta Hawks in exchange for guard Travis Mays.
July 3, 1991	Signed guard Jim Les to a three-year contract.
July 21, 1991	Signed rookie Pete Chilcutt to a three-year deal.
September 23, 1991	Acquired second-year 7-2 center Dwayne Schintzius and the San Antonio Spurs' 1994 second round draft choice in exchange for 6-9 veteran forward Antoine Carr.
October 2, 1991	Signed rookie Randy Brown to a two-year deal.
October 24, 1991	Waived injury plagued center Ralph Sampson after reaching a buyout agreement on his contract, which had two years remaining.
October 29, 1991	Waived free agent guards Steve Alford, Stevie Thompson, Clinton Venable, and free agent forward Mark Peterson. Also waived second round pick guard Steve Hood.
November 1, 1991	Acquired 6-5 guard Mitch Richmond, 7-0 center Les Jepsen, and a 1995 second round draft pick from Golden State in exchange for unsigned rookie Billy Owens. Jepsen joined the club on the injured list with tonsilitis. In a related move, the Kings waived 6-7 Ball State forward Paris McCurdy and renounced the rights to guard Vinny Del Negro, who spent the 1990-91 season playing overseas in Italy.
November 4, 1991	Acquired 6-5 guard Dennis Hopson from the Chicago Bulls in exchange for Bobby Hansen and a 1992 second round draft pick. Waived 6-4 Eastern Michigan rookie guard Carl Thomas.

December 12, 1991	Signed point guard Anthony "Spud" Webb to a four-year contract extension.
December 24, 1991	Named Assistant Coach Rex Hughes interim head coach to replace Dick Motta who was relieved of his duties. Scout and former Kings guard Mike Bratz was named interim assistant coach.
February 13, 1992	Signed 6-10 forward Steve Scheffler to a 10-day contract to replace Dwayne Schintzius who was placed on the injured list for a herniated disk in his lower back.
February 26, 1992	Signed 6-4 CBA swingman Stevie Thompson to a 10-day contract.
March 7, 1992	Signed Stevie Thompson to a second 10-day contract.
March 17, 1992	Signed Stevie Thompson for the remainder of the season.
June 18, 1992	Named former NBA guard Eddie Jordan assistant coach, scout and video coordinator.
June 24, 1992	Selected 6-8 Maryland guard-forward Walt Williams with the seventh overall pick in the 1992 NBA Draft. Selected Morehead State 6-8 forward Brett Roberts in the second round (#54 overall).
1992-93	
July 1, 1992	Signed center Duane Causwell to a five-year contract extension.
July 20, 1992	Waived center Dwayne Schintzius.
September 14, 1992	Signed 6-11 free agent forward-center Marty Conlon.
October 8, 1992	Signed 6-6 free agent guard Vincent Askew.
October 10, 1992	Waived free agent invitee David Whitmore.
October 17, 1992	Waived free agent invitee Shedrick Anderson.
October 24, 1992	Waived free agent invitee Roy Fisher.
October 29, 1992	Signed 1992 first round draft pick Walt Williams to a multi-year contract.
November 2, 1992	Waived Les Jepsen and free agent invitees Ben Coleman, Michael Curry, and Stan Kimbrough.
November 13, 1992	Signed Stan Kimbrough to replace Spud Webb, who was placed on the IL with torn ligaments in his left wrist.
November 16, 1992	Extended guard Mitch Richmond's contract.
November 25, 1992	Acquired the Seattle SuperSonics' 1993 second round draft pick in exchange for guard Vincent Askew.
November 27, 1992	Signed veteran free agent forwards Rod Higgins and Kurt Rambis and waived Stan Kimbrough.
February 2, 1993	Signed 6-8 CBA forward Henry James to a 10-day contract.
February 13, 1993	Signed Henry James to a second 10-day contract.
May 15, 1993	Extended General Manager Jerry Reynolds' contract.
May 20, 1993	Promoted Mike Schuler to lead assistant coach, Eddie Jordan to full-time assistant coach, and hired Mike Bratz as an assistant coach/scout/video coordinator. With the staff restructuring, assistant coach Dave Wohl's contract was not renewed.
June 30, 1993	Selected 6-0 Duke guard Bobby Hurley with the seventh overall pick in the 1993 NBA Draft. In the second round, the club selected 6-8 Maryland forward Evers Burns (#31 overall), 6-9 Baylor center Alex Holcombe (#44 overall) and 6-10 Michigan St. forward Mike Peplowski (#52 overall).
1993-94	
September 22, 1993	Hired Del Harris as a basketball consultant.
October 5, 1993	Signed second-round draft picks Evers Burns and Mike Peplowski and free agent Randy Breuer.
November 2, 1993	Waived veteran forward Marty Conlon and free agent training camp invitees Russ Schoene and Craig Sedmak.
December 8, 1993	Signed 6-3 free agent guard LaBradford Smith.
December 12, 1993	Exercised the option on Head Coach Garry St. Jean's contract, extending the agreement through the 1994-95 season.
December 15, 1993	Signed 6-8 free agent forward Trevor Wilson.
December 28, 1993	General Manager Jerry Reynolds resigned.
January 11, 1994	Waived veteran guard Jim Les.
February 16, 1994	Acquired 7-0 center Olden Polynice and forward David Wood from the Detroit Pistons

	in exchange for center Duane Causwell and second-round draft picks in 1994, 1995, and 1996. The club also waived rookie forward Evers Burns.
February 19, 1994	Pistons rescinded the trade of Duane Causwell and three second-round draft picks for Olden Polynice and David Wood because Causwell did not pass his physical in Detroit.
February 20, 1994	Re-acquired Olden Polynice from Detroit in exchange for forward-center Pete Chilcutt, a conditional first-round draft pick, and a 1994 second-round draft pick.
March 3, 1994	Signed 6-6 forward Andre Spencer to a 10-day contract.
March 14, 1994	Signed Spencer to a second 10-day contract.
March 24, 1994	Signed Spencer for the remainder of the season.
April 25, 1994	Assistant Coach Mike Schuler resigned.
May 11, 1994	Basketball Consultant Del Harris resigned.
June 1, 1994	Hired Geoff Petrie as Vice President, Basketball Operations.
June 29, 1994	Selected 6-9 Xavier forward Brian Grant with the eighth overall pick in the 1994 NBA Draft. Club also selected 6-8 Providence forward Michael Smith (#35 overall) and 6-9 Ohio State forward Lawrence Funderburke (#51 overall) in the second round of the draft.
1994-95	
July 23, 1994	Signed 6-7 unrestricted free agent guard-forward Henry Turner.
July 23, 1994	Jerry Reynolds agreed to remain with the club as Director of Player Personnel and the club also hired Wayne Cooper as Director of Basketball Services/Assistant Coach.
July 26, 1994	Signed 6-10 unrestricted free agent forward-center Alaa Abdelnaby.
August 17, 1994	Re-signed restricted free agent center Olden Polynice to a multi-year contract.
August 19, 1994	Renounced the rights to unrestricted free agent forward Wayman Tisdale and signed 6-9 unrestricted free agent forward-center Frank Brickowski.
August 24, 1994	Re-signed restricted free agent forward Lionel Simmons to a multi-year contract.
October 7, 1994	Signed second-round draft pick Michael Smith and re-signed free agents Mike Peplowski (center), LaBradford Smith (guard) and Trevor Wilson (forward-guard). Also signed restricted free agent 6-5 guard Jimmy Oliver and renounced the rights to 1993 second-round draft pick Alex Holcombe (forward-center).
October 30, 1994	Signed first-round draft pick Brian Grant to a multi-year contract and waived Jimmy Oliver.
October 31, 1994	Waived LaBradford Smith and free agent invitee guard Thomas Hill and signed free agent 6-6 guard Doug Lee.
November 3, 1994	Waived Mike Peplowski.
January 24, 1995	Forward-center Frank Brickowski underwent surgery to repair a dislocated right shoulder suffered in the preseason. The injury forced Brickowski to miss the entire 1994-95 regular season.
March 22, 1995	Waived forward-center Alaa Abdelnaby.
April 20, 1995	Signed free agent 6-4 rookie guard Derrick Phelps to a contract for the remainder of the regular season.
May 1, 1995	Signed Head Coach Garry St. Jean to a three-year contract extension.
June 24, 1995	Derrick Phelps was selected by the Toronto Raptors in the 1995 NBA Expansion Draft.
June 28, 1995	Selected 6-7 Arkansas forward Corliss Williamson with the 13th overall pick in the 1995 NBA Draft. Club also selected 5-10 UCLA guard Tyus Edney (#47 overall) and 6-8 Yugoslavian guard-forward Dejan Bodiroga (#51 overall) in the second round of the draft.
June 29, 1995	Acquired 6-6 veteran forward Tyrone Corbin from Atlanta for guard Spud Webb.
1995-96	
July 1, 1995	NBA imposed a lockout of its players until a new collective bargaining agreement was reached.
September 18, 1995	NBA ended its 79-day lockout.
September 18, 1995	Acquired 6-5 guard Sarunas Marciulionis and 6-5 forward Byron Houston from Seattle for forward-center Frank Brickowski.
September 27, 1995	Signed forward Michael Smith to a multi-year contract.
October 3, 1995	Signed first-round draft pick Corliss Williamson to a three-year contract and second-

CORLISS WILLIAMSON

	round draft pick Tyus Edney to a two-year contract.
October 25, 1995	Waived guard-forward Henry Turner and renounced the rights to guard Doug Lee.
November 2, 1995	Signed 6-4 free agent guard Clint McDaniel to a one-year contract.
February 22, 1996	Acquired 6-9 forward-guard Billy Owens and 6-6 forward-guard Kevin Gamble from Miami in exchange for guard-forward Walt Williams and forward Tyrone Corbin.
June 14, 1996	Hired former Princeton Head Coach Pete Carril as an assistant coach.
June 24, 1996	Acquired 6-1 guard Mahmoud Abdul-Rauf from Denver in exchange for guard Sarunas Marciulionis and a 1996 second-round draft pick (#37 overall—Jeff McInnis).
June 26, 1996	Selected 6-9 guard-forward Predrag Stojakovic of PAOK (Greece) with the 14th overall pick in the 1996 NBA Draft. Club also selected 6-7 Texas Tech forward Jason Sasser in the second round (#41 overall) of the draft.
June 27, 1996	Conveyed the rights of Jason Sasser to Portland for future considerations.
1996-97	
July 1, 1996	Announced the retirement of trainer Bill Jones.
July 22, 1996	Promoted Wayne Cooper to vice president, basketball operations and Pete Youngman to head trainer. Club also renewed the contracts of Director, Player Personnel Jerry Reynolds, Director, Scouting Scotty Stirling, Assistant Coach Mike Bratz, and Assistant Coach Eddie Jordan.
October 1, 1996	Renounced the rights to forward Byron Houston and guard Clint McDaniel.
October 30, 1996	Waived free agent guards Dell Demps and Gaylon Nickerson and signed 7-0 free-agent center Kevin Salvadori to a one-year contract.
November 17, 1996	Signed 6-7 free agent guard-forward Lloyd Daniels.
December 10, 1996	Waived Lloyd Daniels.
December 21, 1996	Signed 6-7 free agent forward Devin Gray.
January 6, 1997	Waived Devin Gray.
January 20, 1997	Signed 6-5 guard-forward Jeff Grayer to a 10-day contract.
January 30, 1997	Signed Jeff Grayer to a second consecutive 10-day contract.
February 10, 1997	Signed Jeff Grayer to a contract for the remainder of the season.
March 20, 1997	Relieved Garry St. Jean of his head coaching duties and named assistant coach Eddie Jordan to the post. Added Wayne Cooper to the coaching staff as a bench assistant.
June 5, 1997	Named Ralph Lewis assistant coach.
June 25, 1997	Selected San Jose State 6-6 guard-forward Olivier Saint-Jean (now Tariq Abdul-Wahad) with the 11th overall pick in the 1997 NBA Draft. Club also selected College of Charleston 6-3 guard Anthony Johnson in the second round (#40 overall).
1997-98	
July 8, 1997	Signed 1997 first-round draft pick Olivier Saint-Jean (Abdul-Wahad) and 1994 second-round draft selection Lawrence Funderburke (6-9 forward) to contracts.
July 17, 1997	Re-signed free agent center Kevin Salvadori to a one-year contract .
July 25, 1997	Signed 1997 second-round draft pick Anthony Johnson to a one-year contract.
August 1, 1997	Signed 6-4 free agent guard Terry Dehere to a two-year contract.
August 12, 1997	Re-signed free agent center Duane Causwell and then traded Causwell's rights to Miami in exchange for 6-3 guard Gary Grant, 6-11 center Matt Fish, a conditional 1999 second-round draft pick, and other considerations.
September 5, 1997	Waived Gary Grant and Matt Fish.
September 11, 1997	Signed free agent forwards Anthony Avent and Derek Grimm and forward-center Stacey King.
September 19, 1997	Re-signed free agent center Matt Fish.
October 5, 1997	Waived Anthony Avent.
October 10, 1997	Waived Stacey King and Matt Fish.
October 30, 1997	Announced the retirement of forward Lionel Simmons. Renounced the rights to free agent guard-forward Jeff Grayer.
November 20, 1997	Waived Derek Grimm.
December 23, 1997	Signed 6-9 free agent forward Mark Hendrickson.
January 14, 1998	Maloof family of Albuquerque, New Mexico, purchased a minority ownership interest



PEJA STOJAKOVIC

	in the Kings and ARCO Arena.
February 18, 1998	Acquired forward-center Otis Thorpe and guard Chris Robinson from Vancouver for forward Michael Smith and guard Bobby Hurley.
February 20, 1998	Waived Kevin Gamble and Kevin Salvadori.
May 14, 1998	Acquired forward Chris Webber from Washington for guard Mitch Richmond and forward-center Otis Thorpe.
June 15, 1998	Signed 1996 first-round draft pick Predrag Stojakovic to a three-year contract.
June 24, 1998	Selected Florida 6-1 guard Jason Williams with the seventh overall pick in the 1998 NBA Draft. Club also selected Florida A&M 7-1 center Jerome James in the second round (#36 overall).
June 30, 1998	Opted not to renew the contract of assistant coach Ralph Lewis.
1998-99	
July 1, 1998	NBA imposed a lockout of its players until a new collective bargaining agreement was reached.
August 18, 1998	Relieved Eddie Jordan of his duties as head coach and opted not to renew the contract of assistant coach Mike Bratz.
September 18, 1998	Named Rick Adelman head coach.
October 7, 1998	Named John Wetzel, Byron Scott, and Steve Fisher assistant coaches.
January 7, 1999	NBA ended its 191-day lockout.
January 15, 1999	Maloof family announced the purchase of controlling interest of the Kings and ARCO Arena, effective July 1, 1999.
January 21, 1999	Signed free agents Peter Aluma (center), Terrell Bell (center), Dion Cross (guard), Tony Dumas (guard), Isaac Fontaine (guard), Joe McLean (guard-forward), Kevin Ollie (guard), Ray Owes (forward), Ryan Perryman (forward), Dylan Rigdon (guard) and Randy White (forward).
January 22, 1999	Signed free agents Vlade Divac (center), Jon Barry (guard) and Vernon Maxwell (guard). Also, re-signed free agent forward Corliss Williamson and signed 1998 NBA Draft picks Jason Williams and Jerome James and waived Isaac Fontaine, Ryan Perryman, Dylan Rigdon, and Randy White.
January 29, 1999	Waived Dion Cross and Tony Dumas.
February 1, 1999	Signed free agent center Oliver Miller.
February 2, 1999	Placed guard Chris Robinson and forward Ray Owes on the injured list and waived Joe McLean and Terrell Bell.
February 19, 1999	Waived Peter Aluma and Kevin Ollie and placed Oliver Miller on the injured list.
February 22, 1999	Claimed guard Michael Hawkins off waivers from Portland.
February 23, 1999	Waived guard Terry Dehere.
February 24, 1999	Signed free agent center Scot Pollard.
March 10, 1999	Waived Ray Owes.
March 12, 1999	President Rick Benner resigned from his post effective July 1, 1999. In conjunction with Benner's resignation, the club announced John Thomas would become president of the Kings and ARCO Arena on July 1.
March 26, 1999	Assistant Coach Steve Fisher accepted the head coaching job at San Diego State University.
March 27, 1999	Re-signed Vice President, Basketball Operations Geoff Petrie to a multi-year contract.
May 7, 1999	NBA Board of Governors unanimously approved the Maloof family purchase of the Kings, and subsequently named Joe Maloof to the Board of Governors.
June 30, 1999	Selected Kansas 6-5 guard Ryan Robertson in the second round (#45 overall) of the '99 Draft.
1999-00	
July 1, 1999	Maloof family officially took over controlling interest of the Kings and ARCO Arena.
July 13, 1999	Renewed the contracts of Assistant Vice President, Basketball Operations Wayne Cooper, Assistant Coach Pete Carril, Director, Scouting Scotty Stirling, and Trainer Pete Youngman.
July 27, 1999	Signed Assistant Coaches John Wetzel and Byron Scott to contract extensions.
August 1, 1999	Renounced the rights to guards Michael Hawkins and Chris Robinson and centers

	Jerome James and Oliver Miller.
August 3, 1999	Re-signed free agents Jon Barry (guard) and Scot Pollard (center-forward) and renounced the rights to guard Vernon Maxwell and acquired guard Nick Anderson from Orlando in exchange for guard Tariq Abdul-Wahad and a future first-round draft pick.
August 4, 1999	Re-signed forward Lawrence Funderburke and signed free agent guard Darrick Martin.
August 16, 1999	Signed free agent guard Tony Delk.
August 28, 1999	Extended the contract of Director of Player Personnel Jerry Reynolds.
August 30, 1999	Signed 1999 second-round draft pick Ryan Robertson to a contract.
September 7, 1999	Signed free agent center Bill Wennington.
September 28, 1999	Re-signed forward Corliss Williamson.
October 1, 1999	Signed free agents Art Long (forward), Malcolm Mackey (forward), Mark Sanford (forward) and Keith Veney (guard).
October 2, 1999	Signed free agent forward Tyrone Corbin.
October 11, 1999	Waived Malcolm Mackey, Mark Sanford, and Keith Veney.
October 29, 1999	Waived Art Long.
February 23, 1999	Maloof family announced the groundbreaking of a state-of-the-art training facility for the Kings and the WNBA's Sacramento Monarchs adjacent to ARCO Arena.
June 27, 2000	Assistant Coach Byron Scott accepted the head coaching job with the New Jersey Nets.
June 28, 2000	Selected Efes Pilsen (Turkish League) 6-9 guard-forward Hedo Turkoglu with the 16th overall pick in the 1999 NBA Draft. Club also selected Louisiana State 6-10 center-forward Jabari Smith in the second round (#45 overall).
2000-01	
July 17, 2000	Signed 2000 second-round draft pick Jabari Smith to a contract.
August 1, 2000	Re-signed forward-center Scot Pollard and signed free agent guard Bobby Jackson.
August 4, 2000	Signed 2000 first-round draft pick Hedo Turkoglu to a multi-year contract.
August 10, 2000	Re-signed guard Jon Barry.
August 16, 2000	Signed forward-guard Peja Stojakovic to a multi-year contract extension.
September 18, 2000	Hired Elston Turner as assistant coach.
September 27, 2000	Signed Head Coach Rick Adelman to a contract extension through the 2001-02 season. Club also picked up the option on Vice President Wayne Cooper's contract through 2001-02.
September 29, 2000	Acquired guard-forward Doug Christie from Toronto for forward Corliss Williamson.
October 1, 2000	Signed free agents Malik Allen (forward), J.R. Henderson (forward), Jerome James (center), Antonio Lang (forward) and Roy Rogers (forward).
October 22, 2000	Waived Jerome James and J.R. Henderson.
October 30, 2000	Waived Malik Allen, Antonio Lang, and Roy Rogers.
December 20, 2000	Signed Head Coach Rick Adelman to a contract extension through the 2003-04 season.
February 2, 2001	Extended contract of President, Basketball Operations Geoff Petrie.
February 18, 2001	Signed Art Long to a 10-day contract.
February 28, 2001	Signed Art Long to a second 10-day contract.
March 10, 2001	Signed Art Long for the remainder of the season.
March 15, 2001	Extended contract of Vice President, Basketball Operations Wayne Cooper.
June 27, 2001	Selected Alabama 6-7 forward Gerald Wallace with the 25th overall pick in the 2001 NBA Draft. Club also selected Saint Louis 6-4 guard-forward Maurice Jeffers in the second round (#55 overall).
June 27, 2001	Acquired guards Mike Bibby and Brent Price from Vancouver for guard Jason Williams and guard-forward Nick Anderson.
June 29, 2001	Renounced the rights to Darrick Martin and Jabari Smith.
2001-02	
July 6, 2001	Signed 2001 first-round draft pick Gerald Wallace to multi-year contract.
July 18, 2001	Re-signed guard-forward Doug Christie.



DOUG CHRISTIE

July 21, 2001	Re-signed forward Chris Webber.
September 7, 2001	Acquired guard Mateen Cleaves from Detroit for guard Jon Barry and a future first-round draft choice.
October 1, 2001	Signed free agents Mario Bennett (forward), Torraye Braggs (forward), Eric Chenowith (center), Garth Joseph (center), Jabari Smith (forward), Jamie Watson (forward) and Mike Wilks (guard).
October 10, 2001	Waived Eric Chenowith, Garth Joseph, and Mike Wilks.
October 22, 2001	Waived Maurice Jeffers and Torraye Braggs.
October 26, 2001	Waived Mario Bennett and Jamie Watson.
December 18, 2001	Waived Jabari Smith.
February 26, 2002	Signed forward Chucky Brown to a 10-day contract.
March 8, 2002	Signed Chucky Brown to a second 10-day contract.
March 18, 2002	Signed Chucky Brown for the remainder of the season.
June 21, 2002	Named Pete Carril Special Assistant to President of Basketball Operations.
June 26, 2002	Selected Gonzaga 6-0 guard Dan Dickau with the 28th overall pick in the 2002 NBA Draft. Traded draft rights of Dickau to Atlanta in exchange for a future first-round pick. Club also selected Central Connecticut State 6-9 forward Corsley Edwards in the second round (#58 overall).

2002-03

July 29, 2002	Hired Terry Porter as an assistant coach.
August 9, 2002	Signed 2002 second-round draft pick Corsley Edwards to a contract.
August 14, 2002	Signed free agent center-forward Keon Clark.
August 16, 2002	Re-signed guard Mike Bibby.
September 10, 2002	Acquired forward Jumaine Jones from Cleveland for guard Mateen Cleaves.
September 12, 2002	Exercised option on guard-forward Hedo Turkoglu for the 2003-04 season.
September 17, 2002	Jones-Cleaves trade rescinded by Cleveland.
September 30, 2002	Signed free agents Jean-Paul Afif (forward), Sean Chen (guard), Sean Daugherty (center), Kiwane Garris (guard), Nakiea Miller (forward), Jason Sasser (forward), Casey Shaw (center) and David Webber (guard).
October 7, 2002	Waived Jean-Paul Afif, Sean Daugherty, and Nakiea Miller.
October 17, 2002	Waived Sean Chen, Kiwane Garris, and Casey Shaw.
October 18, 2002	Signed free agent guard Damon Jones.
October 23, 2002	Waived Corsley Edwards, Jason Sasser, and David Webber.
December 1, 2002	Signed free agent guard-forward Jim Jackson.
June 9, 2003	Conveyed a future first-round pick from Atlanta to Detroit in exchange for a future first-round selection owed by Sacramento to Detroit from the 9/7/01 trade of Jon Barry for Mateen Cleaves.
June 23, 2003	Acquired the draft rights to forward Darius Songaila from Boston for two second-round draft picks (No. 56 in the 2003 NBA Draft and a second-round choice in 2005).
June 25, 2003	Signed Songaila to a contract.
June 27, 2003	Extended Head Coach Rick Adelman's contract. Pete Carril, after spending 2002-03 as Special Assistant to President, Basketball Operations, resumed role as a full-time assistant coach.

MIKE BIBBY

2003-04

July 24, 2003	Acquired center Brad Miller from Indiana in a three-team trade. Indiana received Kings center-forward Scot Pollard and Spurs forward Danny Ferry. San Antonio received Kings forward-guard Hedo Turkoglu and Indiana guard-forward Ron Mercer.
August 5, 2003	Acquired a future second-round pick from Utah in exchange for center-forward Keon Clark and two future second-round selections.
August 15, 2003	Signed free agent guard Anthony Peeler.
August 22, 2003	Signed free agent center-forward Tony Massenburg.
September 29, 2003	Signed free agents Roberto Bergersen (forward-guard), Wayne Bernard (guard), Rodney Buford (guard), Ashante Johnson (forward), Brandin Knight (guard), Boyko Mladenov

	(center), Jabari Smith (forward), Cedric Suitt (center).
October 1, 2003	Promoted Bubba Burrage to assistant coach/advance NBA scout.
October 2, 2003	Signed free agent Mark Strickland (forward) and Phil Ricci (forward) and waived Wayne Bernard and Boyko Mladenov.
October 8, 2003	Waived Cedric Suitt.
October 13, 2003	Waived Ashante Johnson.
October 17, 2003	Exercised fourth-year option on guard-forward Gerald Wallace.
October 22, 2003	Waived Roberto Bergersen, Brandin Knight, Phil Ricci, Mark Strickland.
December 8, 2003	Waived Rodney Buford.
December 22, 2003	Activated Lawrence Funderburke from the injured list.
February 16, 2004	Activated Chris Webber from the injured list, placed Lawrence Funderburke (left Achilles tendinitis) on injured list.
February 21, 2004	Placed Bobby Jackson (abdominal strain) on the injured list, signed Rodney Buford to a 10-day contract.
February 23, 2004	Waived Lawrence Funderburke.
March 2, 2004	Signed Rodney Buford to a second 10-day contract.
March 12, 2004	Signed Rodney Buford for the remainder of the season.
April 8, 2004	Activated Bobby Jackson from the injured list, placed Gerald Wallace (sprained left foot) on the injured list.
June 3, 2004	Assistant Coach John Wetzel retired.
June 24, 2004	Selected Western Carolina 6-7 guard-forward Kevin Martin with the 26th overall pick in the 2004 NBA Draft. Club also selected Morehead State 6-4 guard Ricky Minard in the second round (48th overall).
June 30, 2004	Hired T.R. Dunn as an assistant coach.
2004-05	
July 7, 2004	Signed draft selections Martin and Minard to multi-year contracts.
July 21, 2004	Signed free agent center Greg Ostertag.
July 23, 2004	Re-signed forward Darius Songaila.
August 10, 2004	Signed free agent forward David Bluthenthal.
October 1, 2004	Signed free agent guard Courtney Alexander.
October 1, 2004	Signed free agents Matt Barnes (forward), Tony Bland (guard), Erik Daniels (forward), Maurice Evans (guard), Anwar Ferguson (center), Alton Ford (forward), Liu Wei (guard) and Adam Parada (center).
October 23, 2004	Waived Anwar Ferguson, Tony Bland, and Lui Wei.
October 27, 2004	Waived Adam Parada.
November 1, 2004	Waived David Bluthenthal, Alton Ford, and Ricky Minard.
November 20, 2004	Waived Courtney Alexander.
January 7, 2005	Acquired guard Eddie House off waivers from Milwaukee, placed Bobby Jackson on injured list (left wrist ligament tear surgery).
January 10, 2005	Acquired guard Cuttino Mobley and forward Michael Bradley from Orlando for guard Doug Christie.
January 25, 2005	Activated Erik Daniels and placed Maurice Evans on the IL (strained right groin).
February 1, 2005	Exercised the option on Head Coach Rick Adelman's contract for the 2005-06 season.
February 2, 2005	Activated Maurice Evans and placed Erik Daniels on the IL (sore lower back).
February 10, 2005	Exercised the option on the contracts of Assistant Coaches Elston Turner and T.R. Dunn and extended the contracts of Assistant Coaches Pete Carril and Bubba Burrage through 2005-06.
February 11, 2005	Awarded Kings President, Basketball Operations Geoff Petrie with a multi-year contract extension.
February 23, 2005	Acquired forwards Brian Skinner, Kenny Thomas, and Corliss Williamson in exchange for forwards Chris Webber, Matt Barnes, and Michael Bradley.
March 11, 2005	Kings extended the contract of Vice President of Basketball Operations Wayne Cooper.

PETE CARRIL

March 13, 2005	Placed Brad Miller on injured list (fractured left fibula) and activated Erik Daniels.
April 20, 2005	Activated Bobby Jackson and placed Peja Stojakovic on the IL (strained left groin).
June 28, 2005	Selected Louisville 6-7 guard Francisco Garcia with the 23rd overall pick in the 2005 NBA Draft.
2005-06	
July 1, 2005	Strength and Conditioning Coach Al Biancani retired.
July 6, 2005	Signed draft selection Garcia to a multi-year contract.
August 2, 2005	Acquired guard Jason Hart from Charlotte in exchange for a future second-round draft choice.
	Signed free agent guard Ronnie Price to a contract.
August 3, 2005	Acquired guard Bonzi Wells from Memphis in exchange for guard Bobby Jackson and center Greg Ostertag.
August 9, 2005	Signed free agent forward-center Jamal Sampson to a contract.
August 12, 2005	Signed free agent forward Shareef Abdur-Rahim to a multi-year contract.
August 24, 2005	Hired Daniel Shapiro as strength and conditioning coach.
October 3, 2005	Signed free agents Erik Daniels (forward), Anwar Ferguson (center), Luis Flores (guard), Lonnie Jones (center), Dan Langhi (forward), Rickey Paulding (guard) and Eric Sandrin (forward).
October 10, 2005	Waived Anwar Ferguson and Dan Langhi.
October 17, 2005	Waived Erik Daniels and Rickey Paulding.
October 25, 2005	Waived Luis Flores and Eric Sandrin.
October 27, 2005	Waived Luke Schenscher.
January 25, 2006	Acquired forward-guard Ron Artest from Indiana in exchange for forward-guard Peja Stojakovic.
February 23, 2006	Acquired center Vitaly Potapenko from Seattle and guard-forward Sergei Monia from Portland by sending center-forward Brian Skinner to Portland as part of a four-team, 10-player trade.
May 9, 2006	Mutually agree not to renew Head Coach Rick Adelman's contract. Opted not to renew the contracts of Assistant Coaches Pete Carril, Elston Turner, T.R. Dunn, and Bubba Burrage.
June 3, 2006	Named Eric Musselman head coach.
June 23, 2006	Named Scott Brooks, T.R. Dunn, Brendan O'Connor, Jason Hamm, and Mark Hughes assistant coaches. Named Clay Moser advance NBA scout.
June 28, 2006	Selected Rutgers 6-3 guard Quincy Douby with the 19th overall pick in the 2006 NBA Draft.
June 30, 2006	Exercised option on guard-forward Francisco Garcia.
2006-07	
July 3, 2006	Signed draft selection Quincy Douby to a multi-year contract.
July 24, 2006	Signed free agent guard John Salmons to a multi-year contract.
July 24, 2006	Signed guard Eugene "Pooh" Jeter, forward Louis Amundson, and center Justin Williams to contracts.
August 15, 2006	Signed free agent center Loren Woods to a contract.
August 25, 2006	Requested waivers on guard Sergei Monia.
October 3, 2006	Signed free agent forward Maurice Taylor to a contract.
October 10, 2006	Waived Pooh Jeter.
October 23, 2006	Waived Loren Woods.
October 26, 2006	Waived Louis Amundson and Justin Williams.
January 5, 2007	Signed Justin Williams to a 10-day contract.
January 15, 2007	Re-signed Justin Williams to a second 10-day contract.
January 23, 2007	Waived Maurice Taylor.
January 25, 2007	Signed Justin Williams for the remainder of the season.
March 1, 2007	Waived Jason Hart.

KINGS YEARLY TRANSACTIONS

2007-08

April 20, 2007	Relieved Eric Musselman of head coaching duties.
June 19, 2007	Named Reggie Theus head coach.
June 22, 2007	Picked up options on Francisco Garcia and Quincy Douby.
June 28, 2007	Selected Washington 7-0 center Spencer Hawes with the 10th overall pick in the 2007 NBA Draft.
July 3, 2007	Relieved Scott Brooks, Brendan O'Connor, and Mark Hughes of assistant coaching duties and Clay Moser of his NBA advance scouting duties.
July 5, 2007	Signed Spencer Hawes and guard Mustafa Shakur.
July 7, 2007	Named Kenny Natt as an assistant coach.
July 20, 2007	Withdrew qualifying offer to Ronnie Price.
July 21, 2007	Signed free agent forward-center Mikki Moore to a multi-year contract.
August 1, 2007	Named Randy Brown and Chuck Person as assistant coaches.
August 7, 2007	Center Justin Williams agreed to the team's qualifying offer, retroactive to July 3, 2007.
August 29, 2007	Named Rex Kalamian as an assistant coach.
	Extended contract of Kevin Martin.
August 31, 2007	Signed guard Orien Greene to a contract.
October 14, 2007	Waived Rashid Byrd, Nik Caner-Medley, Adam Parada, and Brandon Robinson.
October 31, 2007	Waived Mustafa Shakur.
November 1, 2007	Signed free agent guard Beno Udrih.
November 15, 2007	Requested waivers on guard Orien Greene.
December 10, 2007	Signed free agent guard Dahntay Jones.
	Waived Darryl Watkins.
February 16, 2008	Acquired guards Anthony Johnson and Tyronn Lue and forwards Shelden Williams and Lorenzen Wright from Atlanta in exchange for guard Mike Bibby.
	Waived Dahntay Jones and Justin Williams.
February 29, 2008	Waived Tyronn Lue.

2008-09

May 27, 2008	Exercised option on contract of President, Basketball Operations Geoff Petrie.
June 26, 2008	Selected Rider 6-11 forward Jason Thompson with the 12th overall pick in the 2008 NBA Draft. Club also selected Virginia 6-0 guard Sean Singletary (42nd overall) and Georgetown 6-8 forward Patrick Ewing Jr. (43rd overall) in the second round.
July 8, 2008	Signed Jason Thompson.
July 9, 2008	Re-signed guard Beno Udrih to a multi-year contract.
	Signed Sean Singletary and Patrick Ewing Jr.
July 25, 2008	Signed free agent guard Bobby Brown.
August 14, 2008	Acquired forward Donté Greene, guard Bobby Jackson, and a future first round pick and other considerations from Houston in exchange for forward Ron Artest, guard Sean Singletary and forward Patrick Ewing Jr.
September 29, 2008	Signed Francisco Garcia to a multi-year contract extension.
September 22, 2008	Shareef Abdur-Rahim announces his retirement NBA as a player due to a reoccurring knee injury.
October 1, 2008	Named Shareef Abdur-Rahim as an assistant coach.October 8, 2008 Waivedfreeagent forward Zhang Kai.
October 21, 2008	Waived forwards Noel Felix and Bobby Jones.
December 15, 2008	Relieved Reggie Theus of his coaching duties. Relieved Chuck Person of his duties as an assistant coach. Named Kenny Natt as interim head coach.
	Hired Jason Levien as Team General Counsel/Assistant General Manager.
January 8, 2009	Named Pete Carril as Basketball Development Consultant.
February 17, 2009	Acquired guard Sam Cassell and cash considerations from Boston in exchange for a conditional 2nd round pick in 2015.

February 18, 2009	Acquired Drew Gooden, Andres Nocioni, Cedric Simmons and Ike Diogu in a three-team trade that sent Brad Miller and John Salmons to Chicago and Michael Ruffin to Portland.
	Waived guards Quincy Douby and Sam Cassell.
February 19, 2009	Acquired guard Rashad McCants and center Calvin Booth from Minnesota in exchange for forward Shelden Williams and guard Bobby Brown.
	Acquired guard Will Solomon from the Toronto Raptors and cash considerations from Boston in a three-team trade that sent Boston's Patrick O'Bryant to Toronto and a protected Kings' second round pick in 2014 to Boston.
	Waived forward Mikki Moore.
April 8, 2009	Waived guard Will Solomon.
June 12, 2009	Named Paul Westphal head coach.
June 22, 2009	Named Jim Eyen, Mario Elie, and Truck Robinson as assistant coaches.
June 25, 2009	Selected Memphis 6-6 guard Tyreke Evans with the 4th overall pick in the 2009 NBA Draft. Club also selected Israel 6-9 forward Omri Casspi (23rd overall) in the first round.
	Acquired 6-3 guard Sergio Rodriguez, the draft rights to Washington 6-7 forward Jon Brockman (38th overall) and cash considerations from the Portland Trail Blazers in exchange for the draft rights to Jeff Pendergraph (31st overall).
2009-10	
July 8, 2009	Signed Tyreke Evans.
July 10, 2009	Signed Omri Casspi.
July 17, 2009	Named Bryan Gates as an assistant coach.
August 3, 2009	Signed free agent forward Sean May.
September 15, 2009	Signed Jon Brockman.
September 17, 2009	Signed free agent guard-forward Desmond Mason.
October 20, 2009	Waived Melvin Ely and Lanny Smith.
October 23, 2009	Former Kings guard Bobby Jackson announced his retirement from the NBA.
October 25, 2009	Exercised the fourth-year option Spencer Hawes and third–year options on Jason Thompson and Donté Greene.
November 4, 2009	Signed free agent guard-forward Ime Udoka.
November 5, 2009	Requested waivers on Desmond Mason.
December 29, 2009	Signed President of Basketball Operations Geoff Petrie to a multi-year contract extension.
	Promoted Wayne Cooper to Vice President of Basketball Operations and General Manager.
	Promoted Mike Petrie to Assistant Vice President of Basketball Operations.
January 11, 2010	Acquire center-forward Hilton Armstrong in a trade with the New Orleans Hornets in exchange for a conditional 2016 second round pick and cash considerations.
February 20, 2010	Acquired Carl Landry and Joey Dorsey from Houston, Larry Hughes from New York by sending Kevin Martin and Hilton Armstrong to Houston and Sergio Rodriguez to New York in a three-team trade.
	Acquired Dominic McGuire and cash considerations from Washington in exchange for a protected 2010 second-round draft pick.
	Waived Kenny Thomas.
February 23, 2010	Waived Larry Hughes.
March 3, 2010	Signed Garrett Temple to a 10-day contract.
March 29, 2010	Waived Joey Dorsey.
April 12, 2010	Picked up the option on the contract of Kings Head Coach Paul Westphal for the 2011-12 season.
April 14, 2010	Exercised the team option on Carl Landry's contract for the 2010-11 season.
June 17, 2010	Acquired center Samuel Dalembert in a trade with the Philadelphia 76ers in exchange for center Spencer Hawes and forward Andres Nocioni.
June 24, 2010	Selected Kentucky 6-11 center DeMarcus Cousins with the 5th overall pick in the 2010 NBA Draft. Club also selected Marshall 7-0 center Hassan Whiteside (33rd overall) in the second round.

2010-11

July 6, 2010	Signed free agent guard Donald Sloan.
July 7, 2010	Signed DeMarcus Cousins.
July 8, 2010	Signed Hassan Whiteside.
July 21, 2010	Acquired forward Darnell Jackson and a future second-round draft pick from Milwaukee in a sign and trade that sent Jon Brockman to the Bucks.
July 23, 2010	Signed free agent forward-guard Antoine Wright and guard Eugene "Pooh" Jeter.
July 29, 2010	Named Otis Hughley as an assistant coach.
September 27, 2010	Signed free agents forward-center Connor Atchley, guard Joe Crawford, guard J.R. Giddens, guard Luther Head, forward Darnell Jackson, and forward Marcus Landry.
October 4, 2010	Waived J.R. Giddens and Donald Sloan.
October 15, 2010	Waived Connor Atchley, Joe Crawford, and Marcus Landry.
October 25, 2010	Exercised the options on guard Tyreke Evans and forwards Jason Thompson, Donté Greene, and Omri Casspi
November 29, 2010	Waived Antoine Wright.
	Assigned Hassan Whiteside to the Reno Bighorns of the NBA D-League.
December 15, 2010	Acquired guard Jermaine Taylor and cash considerations from Houston in exchange for a heavily-protected, second-round pick.
January 9, 2011	Recalled Hassan Whiteside from Reno (D-League).
February 23, 2011	Acquired guard Marcus Thornton and cash considerations from New Orleans in exchange for forward Carl Landry.
February 24, 2011	Acquired forward-guard Marquis Daniels and cash considerations from Boston in exchange for a protected second-round pick in the 2017 Draft.
March 4, 2011	Hassan Whiteside underwent successful surgery to repair a partially torn patellar tendon in his left knee.
March 19, 2011	Waived guard Luther Head.
June 14, 2011	Waived guard Jermaine Taylor.
June 14, 2011	Extended qualifying offer to guard Marcus Thornton, making him a restricted free agent.
June 23, 2011	Acquired forward John Salmons and draft rights to Jimmer Fredette from Milwaukee in a three-team trade that sent guard Beno Udrih to the Bucks and the draft rights to Bismack Biyombo to Charlotte. The Bobcats also received forward-guard Corey Maggette from Milwaukee in exchange for Stephen Jackson, Shaun Livingston and the draft rights to Tobias Harris.
June 23, 2011	Selected BYU 6-2 guard Jimmer Fredette with the 10th overall pick (acquired in three-team trade) in the 2011 NBA Draft. Club also selected UCLA 6-8 forward Tyler Honeycutt (35th overall) and Washington 5-9 guard Isaiah Thomas (60th overall) in the second round.
June 30, 2011	Acquired forward-center J.J. Hickson in a trade with the Cleveland Cavaliers in exchange for forward Omri Casspi and a conditional future first-round draft pick.

2011-12

November 15, 2011	Hired Keith Smart and Bobby Jackson as assistant coaches. Additionally, the Kings hired Dwayne Wilson (equipment manager) and announced the promotions of Pete Youngman (director of sports medicine) and Manny Romero (head athletic trainer).
December 9, 2011	Renounced the rights to center Samuel Dalembert, guard Pooh Jeter, forward-guard Marquis Daniels and forward Darnell Jackson.
December 9, 2011	Re-signed restricted free agent guard Marcus Thornton to a multi-year contract.
December 9, 2011	Signed free agent center-forward Chuck Hayes to a multi-year contract.
December 9, 2011	Signed rookies Jimmer Fredette, Tyler Honeycutt and Isaiah Thomas to contracts.
December 10, 2011	Signed free agents forward Lawrence Hill and guard Adrian Oliver.
December 17, 2011	Awarded forward Travis Outlaw on a waiver claim under the NBA's new amnesty waiver procedure.
December 19, 2011	Voided Chuck Hayes' contract after failing physical.
December 21, 2011	Waived forward Lawrence Hill and guard Adrian Oliver.

December 24, 2011	Signed free agent center-forward Chuck Hayes to a multi-year contract.
January 1, 2012	Assigned Tyler Honeycutt and Hassan Whiteside to the Reno Bighorns of the D-League.
January 5, 2012	Relieved Kings Head Coach Paul Westphal of coaching duties.
	Named Keith Smart head coach.
January 13, 2012	Hired Alex English as assistant coach.
January 13, 2012	Recalled Tyler Honeycutt from Reno Bighorns.
February 3, 2012	Recalled Hassan Whiteside from Reno Bighorns.
March 5, 2012	Exercised contract option on Head Coach Keith Smart.
March 19, 2012	Waived J.J. Hickson.
March 21, 2012	Signed Terrence Williams to a 10-day contract.
March 31, 2012	Signed Terrence Williams to a contract for the remainder of the season.
June 28, 2012	Selected Kansas 6-10 forward Thomas Robinson with the fifth overall pick in the 2012 NBA Draft.
	Also selected UC Santa Barbara 6-5 guard Orlando Johnson in the second round (36th overall). Johnson's draft rights were traded to Indiana for cash considerations.
2012-13	
July 9, 2012	Signed Thomas Robinson.
July 11, 2012	Re-signed restricted free agent forward Jason Thompson to a multi-year contract.
July 16, 2012	Acquired forward James Johnson from the Toronto Raptors in exchange for a second round pick in 2014.
	Agreed in principle to a contract with free agent guard Aaron Brooks.August 6, 2012 Extended the contract of Head Coach Keith Smart for the 2013-14 season.
October 1, 2012	Signed free agents center Cyril Awere, forward Tony Mitchell, center Hamady Ndiaye, and forward Willie Reed.
October 15, 2012	Waived Cyril Awere.
October 17, 2012	Exercised the 2013-14 contract options of center DeMarcus Cousins and guard Jimmer Fredette.
October 26, 2012	Waived forwards Tony Mitchell, Willie Reed and center Hamady Ndiaye.
November 7, 2012	Assigned Tyler Honeycutt to D-League's Reno Bighorns.
December 17, 2012	Recalled Tyler Honeycutt from D-League's Reno Bighorns.
December 22, 2012	Suspended center DeMarcus Cousins indefinitely for unprofessional behavior and conduct detrimental to the team.
December 24, 2012	Reinstated DeMarcus Cousins.
February 20, 2013	Acquired forward Patrick Patterson, center Cole Aldrich, guard Toney Douglas and cash considerations from the Houston Rockets in exchange for forwards Francisco Garcia, Thomas Robinson and Tyler Honeycutt.
March 1, 2013	Waived guard Aaron Brooks.
March 31, 2013	Announced Head Coach Keith Smart would not be retained for the 2013-14 season.
June 3, 2013	Hired Michael Malone as Kings head coach.
June 4, 2013	Announced Kings Assistant Coaches Jim Eyen, Alex English, and Clifford Ray would not be retained for the upcoming season.
June 10, 2013	Hired Chris Jent as an assistant coach.
June 17, 2013	Named Pete D'Alessandro as general manager.
June 21, 2013	Named Mike Bratz as assistant general manager.
June 25, 2013	Hired Brendan Malone as an assistant coach.
June 27, 2013	Selected Kansas 6-5 guard Ben McLemore with the 7th overall pick in the 2013 NBA Draft. Club also selected Detroit 6-3 guard Ray McCallum (36th overall) in the second round.
2013-14	
July 9, 2013	Hired Dee Brown as assistant coach/director of player development and Micah Nori as an assistant coach. Also hired Bill Pope as advance scout.
July 10, 2013	Acquired guard Greivis Vásquez from New Orleans in a three-team trade that sent guard

	Tyreke Evans to the Pelicans. To round out the deal, the Kings will also receive a 2016 second-round draft pick and future second-round draft considerations while Portland acquired center Robin Lopez and guard Terrel Harris from New Orleans in exchange for the draft rights to Jeff Withey.
July 11, 2013	Announced Kings and Reno Bighorns entered into a single-affiliation partnership beginning with the 2013-14 NBA D-League season.
July 12, 2013	Acquired forward Luc Mbah a Moute from the Milwaukee Bucks in exchange for two future second-round picks.
July 13, 2013	Signed Ben McLemore to a contract.
July 15, 2013	Signed free agent forward Carl Landry.
July 18, 2013	Signed Ray McCallum to a contract.
August 2, 2013	Hired Corliss Williamson as an assistant coach.
August 21, 2013	Hired Ryan Bown as an assistant coach.
August 28, 2013	Signed free agent guard Trent Lockett.
August 29, 2013	Named Kings Director of Player Personnel Shareef Abdur-Rahim as general manager of the Reno Bighorns. Also named Kings Basketball Operations Coordinator Chris Gilbert as Reno Bighorns assistant general manager.
September 5, 2013	Added Chris Mullin as Advisor to the Chairman and Majority Owner Vivek Ranadivé.
September 11, 2013	Named Robert "Chip" Schaefer as director of athletic performance.
September 30, 2013	Signed center DeMarcus Cousins to a multi-year contract extension.
October 15, 2013	Waived DeQuan Jones and Brandon Heath.
	Announced Carl Landry to undergo surgery to repair a tear in his left hip flexor muscle (rectus femoris).
October 23, 2013	Kings assistant coach Brendan Malone resigned.
October 24, 2013	Waived guard Trent Lockett.
November 21, 2013	Assigned Ray McCallum to the Reno Bighorns.
November 26, 2013	Acquired forward Derrick Williams from the Minnesota Timberwolves in exchange for forward Luc Mbah a Moute.
November 27, 2013	Recalled Ray McCallum from the Reno Bighorns.
December 9, 2013	Acquired forward Rudy Gay and Quincy Acy and center Aaron Gray from the Toronto Raptors in exchange for guard Greivis Vasquez and forwards Chuck Hayes, Patrick Patterson and John Salmons.
January 6, 2014	Requested waivers on center Hamady Ndiaye.
February 19, 2014	Acquired forward Reggie Evans and guard Jason Terry from the Brooklyn Nets in exchange for guard Marcus Thornton.
February 22, 2014	Announced newly-acquired Jason Terry will spend remainder of season rehabilitating his left knee.
February 26, 2014	Signed guard Orlando Johnson to a 10-day contract.
February 27, 2014	Mutually agreed with guard Jimmer Fredette to a contract buyout.
March 6, 2014	Signed forward Royce White to a 10-day contract.
March 8, 2014	Signed Orlando Johnson to a second 10-day contract.
March 18, 2014	Signed Royce White to a second 10-day contract.
March 20, 2014	Carl Landry underwent successful arthroscopic right knee surgery to repair a medial meniscus tear.
March 26, 2014	Signed forward Willie Reed (from NBADL Springfield Armor) for the remainder of the season.
March 28, 2014	Assigned Reed to the Reno Bighorns.
March 31, 2014	Signed guard Jared Cunningham to a 10-day contract.
April 8, 2014	Recalled forward Willie Reed from Reno.
April 10, 2014	Assigned Reed to Reno.

VLADE DIVAC



VIVEK RANADIVÉ

	Signed Cunningham for the remainder of the season.
April 14, 2014	Recall Willie Reed from Reno.
June 25, 2014	Extended qualifying offer to guard Isaiah Thomas.
June 26, 2014	Selected Michigan 6-6 guard Nik Stauskas with the 8th overall pick in the 2014 NBA Draft.
2014-15	
July 8, 2014	Signed Nik Stauskas to a contract.
July 12, 2014	Signed free agent guard Darren Collison.
	Acquired draft rights to Alex Oriakhi and trade execption from the Phoenix Suns in exchange for guard Isaiah Thomas.
July 13, 2014	Hired Tyrone Corbin as an assistant coach.
July 30, 2014	Signed free agent forward-center Eric Moreland.
August 6, 2014	Acquired forward-center Jeremy Tyler, guard Wayne Ellington and the unencumbered rights to the Knicks' 2016 second-round draft selection fro New York in exchange for forwards Quincy Acy and Travis Outlaw.
August 14, 2014	Signed free agent center Sim Bhullar to a contract. Bhullar became first player of Indian descent to sign with an NBA team.
September 3, 2014	Waived Wayne Ellington.
September 17, 2014	Acquired guard-forward Alonzo Gee, guard Scott Hopson and a trade exception from Houston in exchange for guard Jason Terry and a pair of future second-round draft selections.
September 18, 2014	Signed free agent center Ryan Hollins.
September 18, 2014	Signed free agent forward Omri Casspi.
September 23, 2014	Waived guard Scotty Hopson.
September 25, 2014	Waived guard-forward Alonzo Gee.
October 17, 2014	Announced David Arseneault Jr. will serve as the head coach of the Kings' D-League affiliate Reno Bighorns.
October 19, 2014	Picked up the 2015-16 option on guard Ben McLemore's contract.
October 19, 2014	Waived center Sim Bhullar, guard Deonte Burton and forward David Wear.
October 25, 2014	Waived guard Trey Johnson.
November 14, 2014	Assigned forward Eric Moreland to the Reno Bighorns.
November 17, 2014	Recalled forward Eric Moreland from the Reno Bighorns.
November 19, 2014	Signed forward Rudy Gay to a multi-year contract extension.
November 21, 2014	Assigned forward Eric Moreland to the Reno Bighorns.
November 25, 2014	Recalled forward Eric Moreland from the Reno Bighorns.
November 28, 2014	Reassigned forward Eric Moreland to the Reno Bighorns.
November 30, 2014	Recalled forward Eric Moreland from the Reno Bighorns.
December 12, 2014	Assigned forward Eric Moreland to the Reno Bighorns.
December 13, 2014	Recalled forward Eric Moreland from the Reno Bighorns.
December 14, 2014	Reassigned forward Eric Moreland to the Reno Bighorns.
December 15, 2015	Relieved Michael Malone of his head coaching duties; Assistant Coach Tyrone Corbin assumed head coaching responsibilities.
December 16, 2014	Recalled forward Eric Moreland from the Reno Bighorns.
January 17, 2015	Signed forward Quincy Miller to a 10-day contract.
January 30, 2015	Signed forward Quincy Miller to a second 10-day contract.
February 12, 2015	Relieved Tyrone Corbin of his head coaching duties.
February 12, 2015	Reached an agreement in principle with George Karl to become the team's head coach.February 17, 2015 Named George Karl as team's new head coach.
February 19, 2015	Acquired guard Andre Miller from the Washington Wizards in exchange for guard Ramon Sessions.
February 20, 2015	Signed guard David Stockton to a 10-day contract.

DAVE JOEGER

February 23, 2015	Hired Vance Walberg as an assistant coach.
March 3, 2015	Named Vlade Divac vice president of basketball and franchise operations.
March 23, 2015	Signed forward David Wear to a 10-day contract.
April 2, 2015	Signed center Sim Bhullar to a 10-day contract.
April 20, 2015	Signed guard David Stockton through the 2015-16 season.
May 12, 2015	Picked up the option on Reno Bighorns David Arseneault Jr.
June 25, 2015	Selected University of Kentucky forward-center Willie Cauley-Stein in the first round (6th overall) of the 2015 NBA Draft.
2015-16	
July 9, 2015	Acquired a second-round draft selection in the 2016 NBA Draft from the San Antonio Spurs in exchange for guard Ray McCallum.
July 10, 2015	Acquired the draft rights to Arturas Gudaitis and Luka Mitrovic from the Philadelphia 76ers in exchange for forward Carl Landry, forward-center Jason Thompson, guard Nik Stauskas and future draft considerations.
July 13, 2015	Signed guard Rajon Rondo, guard-forward Marco Belinelli and center Kosta Koufos.
July 14, 2015	Signed forwards Omri Casspi and Luc Mbah a Moute.
July 16, 2015	Void contract of Luc Mbah a Moute.
July 16, 2015	Signed forward-center Willie Cauley-Stein.
July 16, 2015	Signed free agent guard James Anderson.
July 22, 2015	Signed free agent guard Seth Curry, forwards Quincy Acy and Duje Dukan.
July 23, 2015	Signed free agent forward Caron Butler.
July 29, 2015	Waived forward Eric Moreland.
July 31, 2015	Signed Chad Iske as associate head coach and John Welch, Anthony Carter, and Nancy Lieberman as assistant coaches, joining Corliss Williamson and Vance Walberg on Kings Head Coach George Karl's coaching staff.
August 31, 2015	Announced Vlade Divac will serve as vice president of basketball operations and general manager, named Mike Bratz as assistant general manager, Roland Beech as vice president of basketball strategy and data science and Peja Stojakovic as director of player personnel and development.
October 3, 2015	Picked up option on Ben McLemore.
October 15, 2015	Waived guard Marshall Henderson and forward Vince Hunter.
October 22, 2015	Waived guard David Stockton.
November 13, 2015	Assigned Duje Dukan to the Reno Bighorns.
December 7, 2015	Recalled Duje Dukan from Reno.
December 9, 2015	Assigned Duje Dukan to Reno.
December 10, 2015	Recalled Duje Dukan from Reno.
December 17, 2015	Assigned Duje Dukan to Reno.
December 27, 2015	Recalled Duje Dukan from Reno.
February 4, 2016	Assigned Duje Dukan to Reno.
February 17, 2016	Parted ways with assistant coach Vance Walberg.
February 24, 2016	Recalled Duje Dukan from Reno.
February 25, 2016	Assigned Duje Dukan to Reno.
March 10, 2016	Suspended DeMarcus Cousins for one game for conduct detrimental to the team.
March 19, 2016	Assigned Eric Moreland to Reno.
March 30, 2016	Signed Vice President of Basketball Operations and General Manager Vlade Divac to a multi-year contract.
April 1, 2016	Recalled Duje Dukan and Eric Moreland from Reno.
April 7, 2016	Assigned Duje Dukan to Reno.
April 8, 2016	Recalled Duje Dukan from Reno.
April 14, 2016	Announced George Karl will not be retained as head coach for the 2016-17 season.
April 28, 2016	Named Ken Catanella assistant general manager.
May 9, 2016	Named Dave Joerger as team's new head coach.

June 3, 2016	Named Elston Turner, Duane Ticknor, Bryan Gates, Corliss Williamson, Nancy Lieberman and Jason March as assistant coaches.
June 23, 2016	Selected Oklahoma 6-4 guard Isaiah Cousins in the second round (59th overall) of the 2016 NBA Draft.
June 23, 2016	Acquired the draft rights for 7-0 center Georgios Papagiannis (13th overall) and Kentucky 6-11 forward-center Skal Labissiere (28th overall), the rights to Bogdan Bogdanovic and a future second-round selection from the Phoenix Suns in exchange for the draft rights to Marquese Chriss (8th overall) on the night of the 2016 NBA Draft.
2016-17	
July 4, 2016	Waived forwards Caron Butler and Duje Dukan.
July 4, 2016	Rescinded qualifying offer for guard Seth Curry, allowing him to become an unrestricted free agent.
July 7, 2016	Acquired the draft rights of guard Syracuse 6-6 guard Malachi Richardson (first round - 22nd overall) from the Charlotte Hornets in exchange for forward Marco Belinelli.
July 9, 2016	Signed free agent guards Arron Afflalo and Garrett Temple and forwards Matt Barnes and Anthony Tolliver to contracts.
July 9, 2016	Named Bob Thornton an assistant coach and Larry Lewis as a player development coach.
July 12, 2016	Signed guard Malachi Richardson to a contract.
July 13, 2016	Signed center Georgios Papagiannis to a contract.
July 14, 2016	Claimed guard-forward Lamar Patterson off waivers.
July 15, 2016	Signed forward-center Skal Labissiere to a contract.
August 31, 2016	Signed guard Ty Lawson to a one-year deal.
September 6, 2016	Signed guard Isaiah Cousins to a contract.
September 14, 2016	Signed Jordan Farmar.
October 19, 2016	Waived Lamar Patterson
October 21, 2016	Signed Lamar Patterson
October 24, 2016	Waived Isaiah Cousins, Jordan Farmar and Lamar Patterson
November 2, 2016	Signed Jordan Farmar.
November 7, 2016	Waived Jordan Farmar.
November 11, 2016	Assigned Skal Labiessiere, Georgios Papagiannis and Malachi Richardson to Reno.
November 18, 2016	Recalled Georgios Papagiannis from Reno.
November 21, 2016	Assigned Georgios Papagiannis to Reno.
November 23, 2016	Recalled Skal Labiessiere, Georgios Papagiannis and Malachi Richardson from Reno.
November 25, 2016	Assigned Skal Labiessiere, Georgios Papagiannis and Malachi Richardson to Reno.
December 13, 2016	Recalled Skal Labiessiere and Malachi Richardson from Reno.
December 19, 2016	Recalled Georgios Papagiannis from Reno.
December 20, 2016	Assigned Skal Labiessiere and Georgios Papagiannis to Reno.
December 26, 2016	Recalled Skal Labiessiere and Georgios Papagiannis from Reno.
January 2, 2017	Assigned Skal Labiessiere and Georgios Papagiannis to Reno.
January 10, 2017	Assigned Malachi Richardson to Reno.
January 11, 2017	Recalled Malachi Richardson from Reno.
January 15, 2017	Recallled Skal Labiessiere and Georgios Papagiannis from Reno.
January 24, 2017	Assigned Georgios Papagiannis to Reno.
February 4, 2017	Recalled Georgios Papagiannis from Reno.
Februrary 20, 2017	The Sacramento Kings acquired guards Buddy Hield, Tyreke Evans, Langston Galloway and 2017 first and second-round draft selections from the New Orleans Pelicans in exchange for forward/center DeMarcus Cousins and forward Omri Casspi.
February 24, 2017	Assigned Georgios Papagiannis to Reno.
February 26, 2017	Recalled Georgios Papagiannis from Reno.
March 1, 2017	Assigned Georgios Papagiannis to Reno.
March 2,2017	Recalled Georgios Papagiannis from Reno.
March 31, 2018	Signed Nigel Hayes to a multi-year contract

May 9, 2018	Named Peja Stojakovic an assistant general manager
June 21, 2018	Selected Duke 6-11 forward Marvin Bagley III in the first roud (2nd overall) of the 2018 NBA Draft
	Selected Duke 6-6 guard Gary Trent Jr. in the second round (37th overall) of the 2018 NBA Draft
	Acquired two 2020 second round picks and cash considerations in exchange for the draft rights to Gary Trent Jr.
July 1, 2018	Signed Marvin Bagley III to a contract
July 17, 2018	Acquired guard Ben McLemore, center Deyonta Davis, a 2021 second-round draft pick and cash considerations in exchange for guard Garrett Temple
July 31, 2018	Signed Wenyen Gabriel to a Two-Way contract
	Signed Jamel Artis to contract
August 13, 2018	Named Ty Ellis head coach of the Stockton Kings of the NBA G League
August 28, 2018	Named Teena Murray Senior Director of Athlete Health and Performance
	Named Mike Roncarati Director of Prevention and Rehabilitation
	Named Joe Resendez Head Athletic Trainer
	Named Jesse Green Performance Analyst
September 22, 2018	Waived Deyonta DavisNBA Draft
	Selected Duke 6-6 guard Gary Trent Jr. in the second round (37th overall) of the 2018 NBA Draft
	Acquired two 2020 second round picks and cash considerations in exchange for the draft rights to Gary Trent Jr.
July 1, 2018	Signed Marvin Bagley III to a contract
July 17, 2018	Acquired guard Ben McLemore, center Deyonta Davis, a 2021 second-round draft pick and cash considerations in exchange for guard Garrett Temple
July 31, 2018	Signed Wenyen Gabriel to a Two-Way contract
August 4, 2018	Signed Jamel Artis to contract

KINGS RETIRED JERSEYS

NATE ARCHIBALD Nate "Tiny" Archibald played six of his 13 NBA seasons with the Kings franchise. Selected by the Cincinnati Royals in the second round of the 1970 NBA Draft, Archibald starred in six NBA All-Star Games. The 6-1, 180 guard posted his best season in 1972-73, averaging a career-best 34.0 ppg and 11.4 apg, becoming the only player in NBA history to lead the league in both scoring and assists. Archibald was inducted into the Hall of Fame in 1991.

MITCH RICHMOND Mitch Richmond became the first player in Sacramento-era history to have his jersey retired (December 5, 2003). Richmond ranks among the top five in franchise history in points, field goals made and attempted, free throws made and attempted, free throw percentage, steals, three-pointers made and attempted, and three-point field goal percentage. He became the first Sacramento King to be named to the All-Star Game, and earned the All-Star MVP award in 1995 after tallying 23 points in 22 minutes off the bench. Also while with Sacramento, Richmond represented the United States in the 1996 Olympics, winning a gold medal. On August 8, 2014, Richmond was inducted into the Naismith Basketball Hall of Fame.

CHRIS WEBBER One of the most talented forwards to ever don a Kings jersey, Chris Webber helped the Kings reach the NBA Playoffs in six straight seasons (1998-99 - 2003-04), earn two back-to-back Pacific Division titles (2001-02, 2002-03) and record a franchise record 61 regular season wins in 2001-02. Acquired from Washington in exchange for Mitch Richmond and Otis Thorpe on May 14, 1998, Webber recorded 51 points and 26 rebounds on January 5, 2001 versus Indiana, both Sacramento-era single-game records. As a King, Webber was a four-time NBA All-Star and a five-time All-NBA Team selection. He averaged 23.5 ppg, 10.6 rpg, 4.8 apg, 1.51 spg and 1.47 bpg in 377 games with Sacramento. His jersey was lifted to the rafters on February 6, 2009 (Kings vs. Utah).

6TH MAN (THE FANS) The No. 6 jersey was retired to acknowledge the support of the Kings fans. The Kings have two of the highest consecutive sellout streaks in NBA history. A sellout streak of 497 games still stands as the fourth-longest sellout streak in NBA history. The milestone streak began on opening night in 1985, the first season the Kings played in Sacramento, and ended after the second game of the 1997-98 season. From November 26, 1999, to April 18, 2007, the Kings sold out 354 straight home contests, ranking eighth on the NBA's all-time sellout list. The team sold out every home game in the Golden 1 Center's opening season.

BOBBY DAVIES Bobby Davies, known as the Harrisburg Houdini, played all 10 of his NBA seasons with the Rochester Royals (1945-46 - 1954-55). His two free throws in the final 40 seconds of regulation broke a 75-75 tie in the seventh and deciding game of the 1951 NBA Finals against New York, helping give the franchise its first and only NBA Championship. The four-time All-Star averaged 16.2 ppg, 2.9 rpg, and 6.0 apg in his best statisical season in 1951-52. A 6-1, 175 guard, Davies was inducted into the Hall of Fame in 1969.

MAURICE STOKES The 6-7, 240 forward played all three of his seasons for the franchise, playing his first two seasons with Rochester (1955-56 - 1956-57) and his last with Cincinnati (1957-58). In his first season, Stokes was named NBA Rookie of the Year and was named to the All-NBA Second Team after posting team-highs of 16.8 ppg (11th in NBA), 16.3 rpg (2nd in NBA), and 4.9 apg (9th in NBA). An All-Star in all three seasons, Stokes averaged 16.4 ppg, 17.3 rpg, and 5.3 apg in 202 career games. His brillant career was cut short when he was diagnosed with post-traumatic encephalopathy (brain injury damaging motor-control center) after a fall suffered three days earlier in a game against the Minneapolis Lakers (3/12/58).

OSCAR ROBERTSON Known as the Big O, Oscar Robertson displayed an uncanny all-around game, finishing his 12-year NBA career with 25.7 ppg, 7.5 rpg, and 9.5 apg in 1,040 career games. He played 10 of his 14 NBA seasons with the Cincinnati Royals. His best season came in 1961-62 when the 6-5, 210 guard averaged a triple double - 30.8 ppg, 12.5 rpg, 11.4 apg. He averaged 30 or more points in six of his first seven seasons in the league and 10 or more assists in five of his first seven seasons. Robertson, who led the league in assists in six seasons, ranks among the NBA's all-time leaders in scoring (10th), assists (6th), and points (12th). The 12-time All-Star was inducted into the Basketball Hall of Fame in 1979.

PEJA STOJAKOVIC Drafted by the Kings in the first round (14th overall) of the 1996 NBA Draft, Peja Stojakovic went on to play 13 NBA seasons, eight with Sacramento, and finished his career as a three-time NBA All-Star, NBA Champion (2011 Dallas Mavericks) and the Kings' franchise leader in three-pointers made (1,070) and attempted (2,687) and free throw percentage (.893). He ranks in the top 10 in NBA history in several categories, including fifth in career free throw percentage (.895), 16th in three-pointers made (1,760), and tied for seventh with Steve Nash in playoff free throw percentage (.900). His #16 jersey was retired on December 16, 2014, during halftime of the Kings-Thunder game.

KINGS RETIRED JERSEYS



VLADE DIVAC Known for his craftiness on the court and his generosity off of it, Vlade Divac signed with the Kings as a free agent on January 22, 1999. Divac helped the Kings reach the NBA Playoffs in six straight seasons (1998-99 - 2003-04) while capturing two back-to-back Pacific Division titles (2001-02, 2002-03) and a franchise record 61 regular season wins in 2001-02. An All-Star in 2001, Divac played six of his 16 NBA seasons with the Kings, averaging 13.2 ppg, 7.8 rpg, 3.7 apg and 1.15 bpg in 454 games with Sacramento. He joined Kareem Abdul-Jabbar and Hakeem Olajuwon as the only three players in NBA history to amass 13,000 points, 9,000 rebounds and 1,500 blocks in a career. His jersey was retired on March 31, 2009 (Kings vs. New Orleans).

JACK TWYMAN A 6-6 guard from Cincinnati, Jack Twyman played all 11 of his NBA seasons with the Kings franchise, two coming in Rochester (1955-56 and 1956-57) and the other nine seasons (1957-58 - 1965-66) in his hometown. Twyman averaged 14 or more points in his first 10 seasons and averaged 31.2 ppg, 8.9 rpg, and 3.5 apg during the 1959-60 regular season. In 1958-59, Twyman ranked second in the league in scoring, posting a 25.8 scoring average. Twyman twice scored 50 or more points in his career, including a 59-point performance versus Minneapolis (1/15/60), which still remains as the Kings' franchise single-game scoring record. Among franchise career leaders, Twyman ranks second in points (15,840), field goals made (6,237) and attempted (13,873), and free throws made (3,366) and attempted (4,325). The Hall of Fame inducted the six-time All-Star guard in 1982.

SAM LACEY Sam Lacey, a 6-10, 235 pound forward out of New Mexico State, played 11 of his 13 NBA seasons with the Kings franchise. The first selection of the Royals in the 1970 NBA Draft, Lacey averaged a double-double in points and rebounds in his first six seasons in the league. Lacey stands as the franchise leader in games played (888) and rebounds (9,353). He ranks in second in minutes played (29,991), fifth in points (9,895) and fourth in field goals made (4,101) and field goals attempted (9,280).

FIRST GAME IN SACRAMENTO ERA

SACRAMENTO KINGS VS. LA CLIPPERS
OCTOBER 25, 1985
ARCO ARENA, SACRAMENTO, CA
ATTENDANCE: 10,333

SCORE BY PERIODS		1	2	3	4	FINAL
LA CLIPPERS	21	21	37	29	108	
SACRAMENTO	25	32	30	17	104	

VISITORS: LA CLIPPERS

PLAYER	FG	FGA	FT	FTA	REB	PTS
Cedric Maxwell	4	10	7	8	8	15
Marques Johnson	9	16	2	2	1	20
James Donaldson	2	7	3	4	15	7
Derek Smith	14	19	8	14	6	36
Franklin Edwards	5	10	6	6	2	16
Michael Cage	2	4	1	2	3	5
Jamaal Wilkes	1	7	2	2	3	4
Junior Bridgeman	0	2	0	0	0	0
Beniot Benjamin	1	2	1	2	4	3
Lancaster Gordon	1	2	0	0	0	2
Jay Murphy	0	1	0	0	0	0
TOTALS	39	80	30	40	42	108

3-POINT FG: (0-0)

FIRSTS IN SACRAMENTO KINGS BASKETBALL
First basket: Reggie Theus, Sacramento
First rebound: LaSalle Thompson, Sacramento
First assist: Otis Thorpe, Sacramento
First steal: Derek Smith, LA Clippers
First free throw: LaSalle Thompson, Sacramento
First block: James Donaldson, LA Clippers

HOME: SACRAMENTO

PLAYER	FG	FGA	FT	FTA	REB	PTS
Eddie Johnson	7	18	5	7	4	19
Otis Thorpe	5	6	3	6	7	13
LaSalle Thompson	4	8	3	6	13	11
Reggie Theus	9	15	6	6	4	24
Larry Drew	6	14	0	0	2	12
Mark Olberding	0	5	3	8	3	3
Mike Woodson	5	11	2	4	1	12
Rich Kelley	1	3	2	2	5	4
Joe Kleine	2	4	2	2	5	4
Carl Henry	0	1	0	0	1	0
Michael Adams	0	0	0	0	0	0
David Cooke	0	3	0	0	3	0
TOTALS	39	88	26	41	48	104

3-PT FG: Johnson 0-1, Theus 0-1 (Total 0-2)

KINGS AT ALL-STAR WEEKEND



OSCAR ROBERTSON
1961 NBA ALL-STAR GAME MVP

MITCH RICHMOND
1995 NBA ALL-STAR GAME MVP

JERRY LUCAS
1965 NBA ALL-STAR GAME MVP

BY THE NUMBERS
PARTICIPANTS IN ALL-STAR GAME 23 (6 in Sac-era - Mitch Richmond, Chris Webber, Vlade Divac, Peja Stojakovic, Brad Miller, DeMarcus Cousins)
MOST ALL-STAR GAME APPEARANCES 10, Oscar Robertson (6, Mitch Richmond)
MOST STARTS 10, Oscar Robertson (Webber 2, Divac 1, Richmond 1)
ALL-STAR GAME STARTERS 9
TOTAL ALL-STAR GAME APPEARANCES 74

ALL-STAR GAME PARTICIPANTS

Archibald, Nate	1973*, 75*, 76
Birdsong, Otis	1979, 80, 81
Coleman, Jack	1955
Cousins, DeMarcus	2015, 16, 17
Davies, Bob	1951*, 52*, 53, 54
Divac, Vlade	2001
Embry, Wayne	1961, 62, 63, 64, 65
Green, Johnny	1971
Lacey, Sam	1975
Lucas, Jerry	1964*, 65* (MVP), 66*, 67, 68*, 69*
Miller, Brad	2004
Regan, Richie	1957
Richmond, Mitch	1993, 94*, 95 (MVP), 96, 97, 98
Risen, Arnie	1952, 53, 54, 55
Robertson, Oscar	1961* (MVP), 62*, 63*,64* (MVP), 65*, 66*, 67*,68*, 69* (MVP), 70*
Smith, Adrian	1966 (MVP)
Stojakovic, Peja	2002, 03, 04
Stokes, Maurice	1956, 57*, 58
Twyman, Jack	1957, 58*, 59, 60*, 62, 63*
Van Arsdale, Tom	1971, 72
Wanzer, Bobby	1952*, 53*, 54*, 55*, 56*
Webber, Chris	2000, 01*, 02*, 03+
Wedman, Scott	1976

*Started that year's game
+Named, but could not play due to injury

ALL-STAR GAME COACHES

1957	Bobby Wanzer (Cincinnati)
2001	Rick Adelman (Sacramento)
2003	Rick Adelman (Sacramento)

KINGS AT ALL-STAR WEEKEND

ALL-STAR ROOKIE/SOPHOMORE GAME PARTICIPANTS

1994 Bobby Hurley - Honorary Coach
1995 Brian Grant
Michael Smith
1996 Tyus Edney
1998 Michael Stewart
2000 Jason Williams
2002 Hedo Turkoglu
2010 Tyreke Evans (MVP)
Omri Casspi
2011 Tyreke Evans*
DeMarcus Cousins
2012 DeMarcus Cousins
2013 Isaiah Thomas
2018 Bogdan Bogdanovic (MVP)
De'Aaron Fox
Buddy Hield
* Evans named to Sophomore Team but due to injury did not participate

3-POINT SHOOTOUT PARTICIPANTS

1991 Danny Ainge
1992 Jim Les, Mitch Richmond
1994 Mitch Richmond
2001 Peja Stojakovic (runner-up)
2002 Peja Stojakovic (Champion)
2003 Peja Stojakovic (Champion)
2004 Peja Stojakovic (runner-up)

SLAM DUNK CONTEST PARTICIPANTS

1986 Terry Tyler
1990 Kenny Smith (runner-up)
2002 Gerald Wallace (runner-up)
2014 Ben McLemore

SKILLS CHALLENGE

2016 DeMarcus Cousins
2018 Buddy Hield

2-BALL PARTICIPANTS

1998 Mitch Richmond/Ruthie Bolton-Holifield
2000 Jason Williams/Yolanda Griffith
2001 Peja Stojakovic/Ruthie Bolton-Holifield (Champion)

3-ON-3 HOOP-IT-UP PARTICIPANTS

2002 Hedo Turkolgu (Kings), Ticha Penicheiro (Monarchs), Sarunas Marciulionis (former King), Tom Cavanaugh (actor, NBC's 'Ed') (Champion)

H.O.R.S.E. PARTICIPANTS

2010 Omri Casspi

SHOOTING STARS PARTICIPANTS

2010 Tyreke Evans, Chris Webber, Nicole **Powell**



TYREKE EVANS
2010 T-MOBILE ROOKIE CHALLENGE MVP

GERALD WALLACE
2002 NBA SLAM DUNK CONTEST

HEDO TURKOGLU, TICHA PENICHEIRO, SARUNAS MARCIULIONIS, TOM CAVANAUGH
2002 INAUGURAL 3-ON-3 HOOP-IT-UP CHAMPIONS

RICK ADELMAN AND KINGS COACHING STAFF
WITH 2003 WESTERN CONFERENCE ALL-STARS

BEN McLEMORE
2014 NBA SLAM DUNK CONTEST

KINGS HONORS

OSCAR ROBERTSON
1963-64 MVP

BOBBY JACKSON
2002-03 6TH MAN

TYREKE EVANS
2009-10 ROY

YEARLY AWARDS

Most Valuable Player

1963-64	Oscar Robertson (Cincinnati)

COACH OF THE YEAR

1974-75	Phil Johnson (KC-Omaha)
1978-79	Cotton Fitzsimmons (Kansas City)

SIXTH MAN OF THE YEAR

2002-03	Bobby Jackson (Sacramento)

EXECUTIVE OF THE YEAR

1972-73	Joe Axelson (KC-Omaha)
1998-99	Geoff Petrie (Sacramento)
2000-01	Geoff Petrie (Sacramento)

ROOKIE OF THE YEAR

1955-56	Maurice Stokes (Rochester)
1960-61	Oscar Robertson (Cincinnati)
1963-64	Jerry Lucas (Cincinnati)
1978-79	Phil Ford (Kansas City)
2009-10	Tyreke Evans (Sacramento)

ALL-NBA TEAM SELECTIONS

1948-49	1st	Bob Davies (Rochester)
	2nd	Arnie Risen (Rochester)
1949-50	1st	Bob Davies (Rochester)
1950-51	1st	Bob Davies (Rochester)
1951-52	1st	Bob Davies (Rochester)
	2nd	Bobby Wanzer (Rochester)
1952-53	2nd	Bob Davies (Rochester)
	2nd	Bobby Wanzer (Rochester)
1953-54	2nd	Bobby Wanzer (Rochester)
1955-56	2nd	Maurice Stokes (Rochester)
1956-57	2nd	Maurice Stokes (Rochester)
1957-58	2nd	Maurice Stokes (Cincinnati)
1959-60	2nd	Jack Twyman (Cincinnati)
1960-61	1st	Oscar Robertson (Cincinnati)
1961-62	1st	Oscar Robertson (Cincinnati)
	2nd	Jack Twyman (Cincinnati)
1962-63	1st	Oscar Roberston (Cincinnati)
1963-64	1st	Oscar Robertson (Cincinnati)
	2nd	Jerry Lucas (Cincinnati)
1964-65	1st	Oscar Robertson (Cincinnati)
	1st	Jerry Lucas (Cincinnati)
1965-66	1st	Oscar Robertson (Cincinnati)
	1st	Jerry Lucas (Cincinnati)
1966-67	1st	Oscar Robertson (Cincinnati)
	2nd	Jerry Lucas (Cincinnati)
1967-68	1st	Oscar Robertson (Cincinnati)
	1st	Jerry Lucas (Cincinnati)
1968-69	1st	Oscar Robertson (Cincinnati)
1969-70	2nd	Oscar Robertson (Cincinnati)
1971-72	2nd	Nate Archibald (Cincinnati)
1972-73	1st	Nate Archibald (KC-Omaha)
1974-75	1st	Nate Archibald (KC-Omaha)
1975-76	1st	Nate Archibald (Kansas City)
1978-79	2nd	Phil Ford (Kansas City)
1979-80	3rd	Phil Ford (Kansas City)
1980-81	2nd	Otis Birdsong (Kansas City)
1993-94	2nd	Mitch Richmond (Sacramento)
1994-95	2nd	Mitch Richmond (Sacramento)
1995-96	3rd	Mitch Richmond (Sacramento)
1996-97	2nd	Mitch Richmond (Sacramento)
1997-98	3rd	Mitch Richmond (Sacramento)
1998-99	2nd	Chris Webber (Sacramento)
1999-00	3rd	Chris Webber (Sacramento)
2000-01	1st	Chris Webber (Sacramento)
2001-02	2nd	Chris Webber (Sacramento)
2002-03	2nd	Chris Webber (Sacramento)
2003-04	2nd	Peja Stojakovic (Sacramento)
2014-15	2nd	DeMarcus Cousins (Sacramento)
2015-16	2nd	DeMarcus Cousins (Sacramento)

ALL-DEFENSIVE TEAM

1970-71	2nd	Norm Van Lier (Cincinnati)
1976-77	2nd	Brian Taylor (Kansas City)
1979-80	2nd	Scott Wedman (Kansas City)
2000-01	2nd	Doug Christie (Sacramento)
2001-02	2nd	Doug Christie (Sacramento)
2002-03	1st	Doug Christie (Sacramento)
2003-04	2nd	Doug Christie (Sacramento)
2005-06	1st	Ron Artest (Sacramento)

ALL-ROOKIE TEAM

1963-64	1st	Jerry Lucas (Cincinnati)
1973-74	1st	Ron Behagen (KC-Omaha)
1974-75	1st	Scott Wedman (KC-Omaha)
1978-79	1st	Phil Ford (Kansas City)
1987-88	1st	Kenny Smith (Sacramento)
1990-91	1st	Lionel Simmons (Sacramento)
	2nd	Travis Mays (Sacramento)
1992-93	2nd	Walt Williams (Sacramento)
1994-95	1st	Brian Grant (Sacramento)
1995-96	2nd	Tyus Edney (Sacramento)
1998-99	1st	Jason Williams (Sacramento)
2000-01	2nd	Hedo Turkoglu (Sacramento)
2009-10	1st	Tyreke Evans (Sacramento)
2010-11	1st	DeMarcus Cousins (Sacramento)
2011-12	2nd	Isaiah Thomas (Sacramento)
2015-16	2nd	Willie Cauley-Stein (Sacramento)
2016-17	1st	Buddy Hield (Sacramento)
2017-18	2nd	Bogdan Bogdanovic (Sacramento)

KINGS HONORS

J. WALTER KENNEDY CITIZENSHIP AWARD

Vlade Divac	1999-2000

PACIFIC DIVISION SPORTSMANSHIP AWARD

Mitch Richmond	1996-97

ALL-INTERVIEW TEAM

Chris Webber	1999-00
Chris Webber	2000-01
Chris Webber	2002-03 (1st Team)

MONTHLY/WEEKLY AWARDS
PLAYER OF THE MONTH

Larry Drew	December 1982
Chris Webber	January 2002
Chris Webber	December 2002
Peja Stojakovic	November 2003
Chris Webber	January 2005

COACH OF THE MONTH

Garry St. Jean	November 1995
Rick Adelman	January 2002
Rick Adelman	January 2004

ROOKIE OF THE MONTH

Lionel Simmons	December 1990
Lionel Simmons	February 1991
Brian Grant	January 1995
Tyreke Evans	October/November 2009
Tyreke Evans	December 2009
Isaiah Thomas	February 2012
Isaiah Thomas	March 2012
Ben McLemore	November 2013
Buddy Hield	March 2017

HOMETOWN HERO OF THE MONTH

Lawrence Funderburke	December 2000
Vlade Divac	June 2001
Chris Webber	February 2003

PLAYER OF THE WEEK

Phil Ford	November 18, 1979
Scott Wedman	January 6, 1980
Otis Birdsong	October 26, 1980
Phil Ford	January 25, 1981
Eddie Johnson	November 6, 1983
Otis Thorpe	January 20, 1987
Harold Pressley	April 11, 1988
Lionel Simmons	February 18, 1991
Mitch Richmond	January 27, 1997
Chris Webber	April 25, 1999
Chris Webber	January 3, 2000
Chris Webber	January 18, 2000
Chris Webber	December 11, 2000
Chris Webber	January 22, 2001
Chris Webber	January 7, 2002
Chris Webber	December 15, 2002
Peja Stojakovic	March 23, 2003
Peja Stojakovic	December 14, 2003
Brad Miller	January 31, 2005
Mike Bibby	February 28, 2005
Mike Bibby	March 13, 2006
Kevin Martin	March 4, 2007
Brad Miller	February 4, 2008
DeMarcus Cousins	January 13, 2014
DeMarcus Cousins	November 24, 2014
DeMarcus Cousins	November 16, 2015
DeMarcus Cousins	January 25, 2016
DeMarcus Cousins	January 30, 2017

KINGS-ROYALS IN THE HALL OF FAME

Nate Archibald	1970-71 thru 1975-76 Inducted 1990
Al Cervi	1945-46 thru 1947-48 Inducted 1984
Bob Davies	1945-46 thru 1954-55 Inducted 1969
Wayne Embry	1958-59 thru 1965-66 Inducted 1999
Alex Hannum	1951-52 thru 1953-54 Inducted 1998
Red Holzman	1945-46 thru 1952-53 Inducted 1985
Clyde Lovellette	1957-58 Inducted 1987
Jerry Lucas	1963-64 thru 1969-70 Inducted 1979
Mitch Richmond	1991-92 thru 1997-98 Inducted 2014
Arnie Risen	1948-49 thru 1954-55 Inducted 1998
Oscar Robertson	1960-61 thru 1969-70 Inducted 1979
Maurice Stokes	1955-56 thru 1957-58 Inducted 2004
Jack Twyman	1955-56 thru 1965-66 Inducted 1982
Bobby Wanzer	1948-49 thru 1956-57 Inducted 1986

COACHES

Pete Carril (asst.)	1996-97 thru present Inducted 1997
Bob Cousy	1969-70 thru 1973-74 Inducted 1970
Lester Harrison	1945-46 thru 1954-55 Inducted 1979
Willis Reed (asst.)	1987-88 Inducted 1981
Bill Russell	1987-88 thru 1989-90 Inducted 1974
Bobby Wanzer	1948-49 thru 1956-57 Inducted 1986

RETIRED NUMBERS

1 Nate Archibald	14 Oscar Robertson
2 Mitch Richmond	16 Peja Stojakovic
4 Chris Webber	21 Vlade Divac
6 Sixthman (Fan)	27 Jack Twyman
11 Bobby Davies	44 Sam Lacey
12 Maurice Stokes	

MITCH RICHMOND

CHRIS WEBBER

VLADE DIVAC

KINGS FIRST-ROUND DRAFT CHOICES

YEAR	PLAYER	SCHOOL/FROM	HT	POS	OVER-ALL
2018	Marvin Bagley III	Duke	6-11	F	2
2017	De'Aaron Fox	Kentucky	6-5	G	5
2017	Zach Collins (traded to Portland)	Gonzaga	7-0	C	10
2017	Frank Mason III	Kansas	5-11	G	34
2016	Marquese Chriss (traded to Phoenix)	Washington	6-10	F	8
2015	Willie Cauley-Stein	Kentucky	7-0	C	6
2014	Nik Stauskas	Michigan	6-6	G	8
2013	Ben McLemore	Kansas	6-5	G	7
2012	Thomas Robinson	Kansas	6-10	F	5
2011	Bismack Biyombo (traded to Charlotte)	Democratic Republic of the Congo	6-9	C-F	7
2010	DeMarcus Cousins	Kentucky	6-11	F-C	5
2009	Tyreke Evans	Memphis	6-6	G	4
2009	Omri Casspi	Maccabi Tel Aviv (Israel)	6-9	F	23
2008	Jason Thompson	Rider	6-11	F	12
2007	Spencer Hawes	Washington	7-0	C	10
2006	Quincy Douby	Rutgers	6-3	G	19
2005	Francisco Garcia	Louisville	6-7	G	23
2004	Kevin Martin	Western Carolina	6-7	G	26
2003	No first round selection				
2002	Dan Dickau (traded to Atlanta)	Gonzaga	6-0	G	28
2001	Gerald Wallace	Alabama	6-7	F	25
2000	Hidayet Turkoglu	Efes Pilsen (Turkey)	6-9	G-F	16
1999	No first round selection				
1998	Jason Williams	Florida	6-1	G	7
1997	Olivier Saint-Jean (Abdul-Wahad)	San Jose State	6-6	G-F	11
1996	Predrag Stojakovic	PAOK (Greece)	6-9	G-F	14
1995	Corliss Williamson	Arkansas	6-7	F	13
1994	Brian Grant	Xavier (OH)	6-9	F	8
1993	Bobby Hurley	Duke	6-0	G	7
1992	Walt Williams	Maryland	6-8	G-F	7
1991	Billy Owens	Syracuse	6-9	F	3
1991	Pete Chilcutt	North Carolina	6-10	F-C	27
1990	Lionel Simmons	La Salle	6-8	F	7
1990	Travis Mays	Texas	6-2	G	14
1990	Duane Causwell	Temple	7-0	C	18
1990	Anthony Bonner	St. Louis	6-8	F	23
1989	Pervis Ellison	Louisville	6-9	F-C	1
1988	Ricky Berry	San Jose State	6-8	G	18
1987	Kenny Smith	North Carolina	6-3	G	6
1986	Harold Pressley	Villanova	6-7	G-F	17
1985	Joe Kleine	Arkansas	6-11	C	6
1984	Otis Thorpe	Providence	6-10	F	9
1983	Ennis Whatley *	Alabama	6-3 1/2	G	13
1982	LaSalle Thompson	Texas	6-10	C	5
1982	Brook Steppe	Georgia Tech	6-5	G	17
1981	Steve Johnson	Oregon State	6-10	C	7
1981	Kevin Loder	Alabama State	6-6	G-F	17
1980	Charles "Hawkeye" Whitney	North Carolina State	6-5 1/2	F-G	16
1979	Reggie King	Alabama	6-6	F	18
1978	Phil Ford	North Carolina	6-1	G	2
1978	Mike Evans **	Kansas State	6-1	G	21
1977	Otis Birdsong	Houston	6-4	G	2
1976	Richard Washington	UCLA	6-11	F	3
1975	Bill Robinzine	DePaul	6-7	F	10
1975	Bob Bigelow	Pennsylvania	6-7	F-G	13
1974	Scott Wedman	Colorado	6-7	F	6
1973	Ron Behagen	Minnesota	6-8	F	7
1972	Nate Williams #	Utah State	6-5	F	-
1971	Ken Durrett	La Salle	6-7	F	4
1970	Sam Lacey	New Mexico State	6-10	C	5
1969	Herm Gilliam	Purdue	6-3	G	8
1968	Don Smith (Abdul-Aziz)	Iowa State	6-9	C-F	5
1967	Mel Daniels # *	New Mexico	6-10	C-F	9
1966	Walt Wesley	Kansas	6-11	C	6
1965	Nate Bowman	Wichita State	6-10	C	6
1964	George Wilson	Cincinnati	6-8	F	T
1963	Thomas Thacker	Cincinnati	6-2	G	T
1962	Jerry Lucas	Ohio State	6-8	F-C	T
1961	Larry Siegfried	Ohio State	6-4	F	3
1960	Oscar Robertson	Cincinnati	6-5	G	T
1959	Bob Boozer	Kansas State	6-8	F	1
1958	Archie Dees	Indiana	6-8	C	2
1957	Rod Hundley	West Virginia	6-4	G	1
1956	Si Green	Duquesne	6-2	G	-
1955	Bob Armstong	Michigan State	6-8	F	-
1954	Tom Marshall	Western Kentucky	6-4	F	-
1953	Richie Regan	Seton Hall	6-2	F	-
1952	Chuck Darling	Iowa	n/a	n/a	-
1951	Sam Ranzino	North Carolina State	6-1	F	-
1950	Joe McNamee	San Francisco	6-6	C	-
1949	Frank Saul	Seton Hall	6-2	F	-
1948	Bill Gabor	Syracuse	6-0	G	-

T Territorial draft pick
* Drafted for Chicago in exchange for Mark Olberding
** Drafted by Denver for KC in exchange for a 1979 second-round pick
\# Acquired in the 1971 supplemental draft
\#* Signed in ABA

HISTORY OF KINGS DRAFT

1970 DRAFT
1st Sam Lacey – New Mexico State
2nd A | Nate Archibald – Texas-El Paso
B | Doug Cook – Davidson
3rd Greg Hyder – Eastern New Mexico
4th Wade Fuller – Loyola at Chicago
5th Uluss Thompson – Wiley College
6th Charles Bishop – Louisiana Tech
7th Mike Bernard – Kentucky State
8th Joel McBride – Augusta College
9th Bob Mabry – Rio Grande (OH)
10th Carl Johnson – Gustavus Adolphus
11th Ted Hillary – St. Joseph's (IN)
12th Reggie Roach – Virginia State
13th Larry Gray – Huston-Pilloston
14th Andy Jennings – Alderson Broaddus
15th Mike Neer – Washington & Lee
16th Paul Favorite – Georgetown

1971 DRAFT
1st Ken Durrett – La Salle
2nd A | John Mengelt – Auburn
B | Joe Bergman – Creighton
3rd Rich Yunkus – Georgia Tech
4th Sid Catlett – Notre Dame
5th A | Jim Guymond –
Eastern New Mexico
B | Tyrone Marioneaux – Loyola of Louis.
6th Gil McGregor – Wake Forest
7th Ollie Shannon – Minnesota
8th Frank Fitzgerald – Boston College

1972 DRAFT
2nd A | Sam Sibert – Kentucky State
B | Mike Ratliff – Eau Claire State
3rd Ron Riley – USC
4th Frank Schade – Eau Claire State
5th Dave Bustion – Denver
6th Jerry Crocker – Guilford College (NC)
7th Mike Sneed – Fayetteville
8th Jerry Clack – Oklahoma
9th Steve McMahon – Merrimack College
10th David Hall – Kansas State
11th Floyd Mathew – Northern Arizona
12th Len Baltimore – George Washington
13th Kent Scott – Pittsburgh
14th Bob Allen – Missouri
15th Mike Jefferies – Oklahoma State
16th Mike Peterson – Nebraska

1973 DRAFT
1st Ron Behagen – Minnesota
2nd A | Mike D'Antoni – Marshall
B | Larry McNeill – Marquette
5th M.L. Carr – Guilford College (NC)
6th Mike Quick – San Francisco
7th Mike Jeffries – Missouri
8th Mike Williams – Kentucky Wesleyan
9th James Brown – Dartmouth
10th Ernie Kusyner – Kansas State

1974 DRAFT
1st Scott Wedman – Colorado
2nd Len Kosmalski – Tennessee
4th Lloyd Batts – Cincinnati
5th Terry Compton – Vanderbilt
6th Ron Kennedy – Arizona
7th Mark Browne – Missouri
8th Richie O'Connor – Fairfield
9th Jeff Dawson – Illinois
10th Dennis White – Arkansas

1975 DRAFT
1st A | Bill Robinzine – DePaul
B | Bob Bigelow – Penn
2nd Glen Hansen – LSU
3rd Bob Guyette – Kentucky
4th Kevin Cleuss – St. John's (NY)
5th Ed Stahl – North Carolina
5th Clint Chapman – USC
7th Wayne Croft – Clemson
8th Jim Bostic – New Mexico State

1976 DRAFT
1st Richard Washington – UCLA
4th Clarence Ramsey – Washington
5th Willie Hodge – Duke
6th Andre McCarter – UCLA
7th Craig Prosser – Canisius
8th Mike Davis – Bradley
9th Dave Logan – Colorado
10th Harry Bailey – N. Texas State

1977 DRAFT
1st Otis Birdsong – Houston
2nd Eddie Owens – UNLV
3rd A | Bill Paterno – Notre Dame
B | John Kuester – North Carolina
4th Larry Williams – Texas Southern
5th Bob Chapman – Michigan State
6th Bob Cooper – Providence
7th Bruce Jenner – Graceland College (IA)

1978 DRAFT
1st Phil Ford – North Carolina
3rd Jeff Cook – Idaho State
4th Geff Crompton – North Carolina
5th Derick Claiborne – Massachusetts
6th Jim Krivacs – Texas
7th Charles McMillan – N. Texas State
8th Ron Hammye – Bowling Green

1979 DRAFT
1st Reggie King – Alabama
3rd Terry Crosby – Tennessee
4th John McCullough – Oklahoma
5th Curtis Watkins – DePaul
6th Bob Roma – Princeton
7th Nick Daniels – Xavier (OH)
8th Tony Vann – Alabama-Huntsville
9th Gary Wilson – Southern Illinois
10th Russell Saunders – New Mexico

1980 DRAFT
1st Hawkeye Whitney – N.C. State
3rd Tony Murphy – Southern (LA)
5th Kelvin Blakely – Eastern Michigan
6th Trent Grooms – Kent State
7th Arnold McDowell – Montana State
8th Selected ineligible player
9th Charlie Cole – Delta State
10th Selected ineligible player

1981 DRAFT
1st A | Steve Johnson – Oregon State
B | Kevin Loder – Alabama State
2nd Eddie Johnson – Illinois
3rd Curtis Berry – Missouri
4th A | Kenneth Dennard – Duke
B B.B. Davis – Lamar
5th U.S. Reed – Arkansas
6th Brian Walker – Purdue
7th Clinton Wheeler – Wm. Paterson (NJ)
8th Randy Smithson – Wichita State
9th Mike Perry – Richmond
10th Mark Wilson – Fort Hays State (KS)

1982 DRAFT
1st A | LaSalle Thompson – Texas
B | Brook Steppe – Georgia Tech
3rd Jim Johnstone – Wake Forest
4th Mike Sanders – UCLA
5th Ken Simpson – Grambling
6th Poncho Wright – Louisville
7th Perry Range – Illinois
8th Ed Nealy – Kansas State
9th Jack Moore – Nebraska
10th Robert Estes – Iowa State

1983 DRAFT
1st Ennis Whatley – Alabama +
2nd Chris McNealy – San Jose State %
3rd Steve Harriel – Washington State
4th Mike Jackson – Wyoming
5th Lorenza Andrews – Oklahoma State
6th Alvis Rogers – Wake Forest
7th Dane Suttle – Pepperdine
8th Preston Neumayr – UC Davis
9th Bernard Hill – Panhandle State (OK)
10th Aaron Haskins – Washington State
+ Traded to Chicago for Mark Olberding
% Traded to Chicago for Larry Micheaux

1984 DRAFT
1st Otis Thorpe – Providence
3rd A | Roosevelt Chapman – Dayton
B | Jeff Allen – St. John's (NY)
4th Carl Henry – Kansas
5th Jim Foster – South Carolina
6th Bruce Vanley – Tulsa
7th Chipper Harris – Robert Morris
8th Nate Rollins – Fort Hays State (KS)
9th Greg Turner – Auburn
10th Victor Coleman – NW Missouri St.

1985 DRAFT
1st Joe Kleine – Arkansas
3rd A | Charles Bradley – South Florida
3rd B | Michael Adams – Boston College
4th Willie Simmons – Louisiana Tech
5th Bob Lojewski – St. Joseph's (PA)
6th Charles Balentine – Arkansas
7th Alton Lee Gipson – Florida State

1986 DRAFT
1st Harold Pressley – Villanova
2nd Johnny Rogers – UC Irvine
3rd Bruce Douglas – Illinois
4th A | Alvin Franklin – Houston
B | Bob Beecher – Virginia Tech
5th Keith Morrison – Washington State
6th John Flowers – UNLV
7th Ron Rankin – SE Missouri State

1987 DRAFT
1st Kenny Smith – North Carolina
3rd Sven Meyer – Oregon
4th Joe Arlauckas – Niagra
5th Vernon Carr – Michigan State
6th Daryl Thomas – Indiana
7th Scott Adubato – Upsala College (NJ)

1988 DRAFT
1st Ricky Berry – San Jose State
2nd Vinny Del Negro – N.C. State

HISTORY OF KINGS DRAFT

YR	RD	NO	PLAYER	POS	HT/WT	CLASS	COLLEGE/FROM
1989	1	1	Pervis Ellison	PF/C	6-9/210	Senior	Louisville
	2	NONE					
1990	1	7	Lionel Simmons	SF	6-7/210	Senior	LaSalle
	1	14	Travis Mays	PG	6-2/190	Senior	Texas
	1	18	Duane Causwell	C	7-0/240	Senior	Temple
	1	23	Anthony Bonner	PF	6-8/215	Senior	Saint Loius
	2	40	Bimbo Coles*	PG	6-1/180	Senior	Virginia Tech
1991	1	3	Billy Owens	SF	6-9/225	Junior	Syracuse
	1	27	Pete Chilcutt	PF	6-10/230	Senior	North Carolina
	2	31	Randy Brown	PG/SG	6-3/190	Senior	New Mexico State
	2	42	Steve Hood	SF	6-7/185	Senior	James Madison
1992	1	7	Walt Williams	SF	6-8/220	Senior	Maryland
	2	54	Brett Roberts	SF	6-8/230	Senior	Morehead State
1993	1	7	Bobby Hurley	PG	6-0/160	Senior	Duke
	2	31	Evers Burns	PF	6-8/220	Senior	Maryland
	2	44	Alex Holcombe	PF	6-9/244	Senior	Baylor
	2	52	Mike Peplowski	PF	6-11/270	Senior	Michigan State
1994	1	8	Brian Grant	PF	6-9/254	Senior	Xavier
	2	35	Michael Smith	PF	6-8/230	Senior	Providence
	2	51	Lawrence Funderburke	PF	6-9/230	Senior	Ohio State
1995	1	13	Corliss Williamson	SF	6-7/245	Junior	Arkansas
	2	47	Tyus Edney	PG	5-10/152	Senior	UCLA
	2	51	Dejan Bodiroga	SF	6-8/217	N/A	Stefanel Milano (Italy)
1996	1	14	Peja Stojakovic	SF	6-9/230	N/A	PAOK (Greece)
	2	41	Jason Sasser*	SF	6-7/214	Senior	Texas Tech
			* Sasser's draft rights were traded to Portland for future considerations				
1997	1	11	Olivier Saint-Jean	SG/SF	6-6/223	Senior	San Jose State
	2	40	Anthony Johnson	PG	6-3/190	Senior	College of Charleston
1998	1	7	Jason Williams	PG	6-1/190	Junior	Florida
	2	36	Jerome James	C	7-0/315	Junior	Florida A&M
1999	1	NONE					
	2	45	Ryan Robertson	PG/SG	6-5/190	Senior	Kansas
2000	1	16	Hedo Turkoglu	SF	6-8/220	N/A	Efes Pilsen (Turkey)
	2	45	Jabari Smith	PF	6-11/250	Senior	Louisiana State
2001	1	25	Gerald Wallace	SF/SG	6-7/210	Freshman	Alabama
	2	55	Maurice Jeffers	SG/PG	6-4/195	Senior	Saint Louis
2002	1	28	Dan Dickau*	PG	6-0/170	Senior	Gonzaga
	2	60	Corsley Edwards	PF	6-9/295	Senior	Central Connecticut State
			*Dickau's draft rights were traded to Atlanta for future considerations				
2003	1	NONE					
	2	NONE					
2004	1	26	Kevin Martin	SG	6-7/185	Junior	Western Carolina
	2	49	Ricky Minard	SG	6-4/200	Senior	Morehead State

YR	RD	NO	PLAYER	POS	HT/WT	CLASS	COLLEGE/FROM
2005	1	23	Francisco Garcia	SG	6-7/195	Junior	Louisville
	2	NONE					
2006	1	19	Quincy Douby	PG/SG	6-3/175	Junior	Rutgers
	2	NONE					
2007	1	10	Spencer Hawes	C	7-0/230	Freshman	Washington
	2	NONE					
2008	1	12	Jason Thompson	PF	6-11/250	Senior	Rider
	2	42	Sean Singletary	PG	6-0/184	Senior	Virginia
	2	43	Patrick Ewing_Jr.	SF	6-7/225	Senior	Georgetown
2009	1	4	Tyreke Evans	SG/PG	6-5/195	Freshman	Memphis
	1	23	Omri Casspi	F	6-9/225	N/A	Maccabi Tel Aviv (Israel)
	2	31	Jeff Pendergraph*	PF	6-9/230	Senior	Arizona State
			* Pendergraph's draft rights were traded to Portland for Brockman's draft rights, Sergio Rodriguez, and cash considerations				
	2	38	Jon Brockman	PF	6-7/255	Senior	Washington
2010	1	5	DeMarcus Cousins	C	6-11/270	Freshman	Kentucky
	2	33	Hassan Whiteside	C	7-0/235	Freshman	Marshall
2011	1	7	Bismack Biyombo*	PF	6-9/240	N/A	Fuenlabrada (Spain)
	2	35	Tyler Honeycutt	SF	6-8/180	Sophomore	UCLA
	2	60	Isaiah Thomas	PG	5-9/185	Junior	Washington
			* In a three-team, eight-player trade, the Kings traded Biyombo's draft rights and Beno Udrih to Milwaukee; the Kings received Fredette's draft rights and John Salmons				
	1	10	Jimmer Fredette	PG/SG	6-2/195	Senior	Brigham Young
2012	1	5	Thomas Robinson	PF	6-9/240	Junior	Kansas
	2	36	Orlando Johnson*	SG/SF	6-5/205	Senior	UC Santa Barbara
			* Johnson's draft rights were traded to Indiana for cash considerations				
2013	1	7	Ben McLemore	SG	6-5/195	Freshman	Kansas
	2	36	Ray McCallum	PG	6-3/190	Junior	Detroit
2014	1	8	Nik Stauskas	SG	6-6/205	Sophomore	Michigan
2015	1	6	Willie Cauley-Stein	C	7-0/240	Junior	Kentucky
2016	1	8	Marquese Chriss	F	6-10/233	Freshman	Washington
	2	59	Isaiah Cousins	G	6-4/187	Senior	Oklahoma
			* Chriss' draft rights were traded to Phoenix for the draft rights for center Georgios Papagiannis and forward-center Skal Labissiere, rights to Bogdan Bogdanovic and a future second-round selection				
2017	1	5	De'Aaron Fox	G	6-5/178	Freshman	Kentucky
	1	10	Zach Collins*	C	7-0/230	Freshman	Gonzaga
	2	34	Frank Mason III	G	5-11/190	Senior	Kansas
			* Collins' draft rights were traded to Portland for the draft rights for forward Josh Jackson and center Harry Giles				
2018	1	2	Marvin Bagley III	F	6-11/234	Freshman	Duke
	2	37	Gary Trent Jr.	G	6-6/204	Freshman	Duke

SACRAMENTO KINGS

ALL-TIME ROSTER

ALL-TIME NUMERICAL ROSTER

0
Olden Polynice (93/94-97/98)
Thomas Robinson (12/13)
Toney Douglas (12/13)
Orlando Johnson (13/14)

00
Tony Delk (99/00)
Art Long (00/01)
Greg Ostertag (04/05)
Willie Cauley-Stein (15/16-18/19)

1
Nate Archibald (74/75-75/76)
Phil Ford (78/79-81/82)
Sedric Toney (89/90)
Travis Mays (90/91)

2
Kenny Natt (84/85)
Dane Suttle (84/85)
Michael Adams (85/86)
Othell Wilson (86/87)
Michael Jackson (87/88-89/90)
Rory Sparrow (90/91)
Mitch Richmond (91/92-97/98)

3
Frank Saul (49/50-50/51)
Sam Ranzino (51/52)
Jack McMahon (52/53-55/56)
Ed Fleming (56/57)
Chris Harris (55/56)
Lee Winfield (75/76)
Randy Brown (91/92-94/95)
Mahmoud Abdul-Rauf (96/97-97/98)
Vernon Maxwell (98/99)
Gerald Wallace (01/02-03/04)
Cuttino Mobley (04/05)
Shareef Abdur-Rahim (05/06-06/07)
Ike Diogu (08/09)
Ime Udoka (09/10)
Jermaine Taylor (10/11)
Antoine Wright (10/11)
Tyler Honeycutt (11/12)
Aaron Brooks (12/13)
Ray McCallum (13/14-14/15)
Marco Belinelli (15/16)
Skal Labissiere (16/17)
George Hill (17/18)

4
Connie Simmons (55/56)
Art Heyman (65/66)
Marlon Redmond (79/80)
Frankie Sanders (80/81)
Henry Turner (89/90)
Rick Calloway (90/91)
Anthony "Spud" Webb (91/92-94/95)
Corliss Williamson (95/96-97/98)
Chris Webber (98/99-04/05)

5
Don Meineke (55/56)
Guy Rodgers (67/68)
Tom Van Arsdale (67/68-72/73)
Mike D'Antoni (73/74)
Rick Adelman (74/75)
John Kuester (77/78)
Stephen Thompson (91/92)
Derrick Phelps (94/95)
Tyus Edney (95/96-96/97)
Chris Robinson (97/98)
Hedo Turkoglu (00/01-02/03)
Maurice Evans (04/05)
Jason Hart (05/06-06/07)
Orien Greene (07/08)
Anthony Johnson (07/08)
Bobby Brown (08/09)
Andres Nocioni (08/09-09/10)
Eugene "Pooh" Jeter (10/11)
John Salmons (11/12-13/14)
Quincy Acy (13/14)
Ryan Hollins (14/15)
James Anderson (15/16)
Malachi Richardson (16/17)
De'Aaron Fox (17/18-18/19)

6
No players listed at number 6; number is retired in honor of Kings fans.

7
Paul Noel (50/51-51/52)
Ed Fleming (55/56)
John McCarthy (56/57)
Danny Ainge (88/89-89/90)
Vincent Askew (92/93)
Bobby Hurley (93/94-97/98)
Michael Hawkins (98/99)
Bill Wennington (99/00)
Keon Clark (02/03)
Ronnie Price (05/06-06/07)
Dahntay Jones (07/08)
Rashad McCants (08/09)
Dominic McGuire (09/10)
Jimmer Fredette (11/12-13/14)
Darren Collison (14/15-16/17)
Skal Labissiere (17/18-18/19)

8
Bob Burrow (56/57)
Eddie Johnson (81/82-86/87)
Oliver Miller (98/99)
Mateen Cleaves (01/02-02/03)
Anthony Peeler (03/04)
Quincy Douby (06/07)
Hilton Armstrong (09/10)
Rudy Gay (13/14-16/17)
Bogdan Bogdanovic (17/18)

9
Bobby Wanzer (48/49-56/57)
Ken Dennard (81/82-82/83)
Henry Turner (94/95)
Tariq Abdul-Wahad (97/98-98/99)
Damon Jones (02/03)
Matt Barnes (04/05)
Kenny Thomas (04/05-06/07)
Luther Head (10/11)
Tyler Honeycutt (12-13)
Patrick Patterson (12/13-13/14)
Jared Cunningham (13/14)
Ramon Sessions (14/15)
David Stockton (14/15)
Rajon Rondo (15/16)
Langston Galloway (16/17)
Iman Shumpert (17/18-18/19)

10
Jack Coleman (49/50-55/56)
Dick Duckett (57/58)
Larry Staverman (58/59-59/60)
Ralph Davis (60/61)
Adrian Smith (61/62-69/70)
Nate Archibald (70/71-73/74)
Mike D'Antoni (74/75-75/76)
Otis Birdsong (77/78-80/81)
Don Buse (83/84-84/85)
Franklin Edwards (87/88)
Randy Wittman (88/89)
Anthony Johnson (97/98)
Ryan Robertson (99/00)
Mike Bibby (01/02-06/07)
Sergio Rodriguez (09/10)
Samuel Dalembert (10/11)
Greivis Vasquez (13/14)
Nik Stauskas (14/15)
Ty Lawson (16/17)
Frank Mason III (17/18-18/19)

11
Bob Davies (48/49-54/55)
James Paxson (57/58)
Vern Hatton (58/59)
Phil Rollins (59/60)
Arlen Bockhorn (60/61-64/65)
Jon McGlocklin (65/66-66/67)
Al Jackson (67/68)
Doug Sims (68/69)
Bob Bigelow (75/76-77/78)
Ron Behagan (73/74-74/75, 78/79)
Lloyd Walton (80/81)
Cliff Robinson (81/82)

12
Robert Fitzgerald (48/49)
Lionel Malamed (48/49)
Arnitz Johnson (49/50-52/53)
Norman Swanson (53/54)
Maurice Stokes (55/56-57/58)
Sihugo Green (56/57, 58/59)
Hub Reed (59/60)
Dave Piontek (56/57-59/60, 62/63)
Terry Crosby (79/80)
Jo Jo White (80/81)

13
Andrew Levane (48/49)
Bob Boozer (60/61-63/64)
George Wilson (64/65-65/66)
Walt Wesley (66/67-68/69)
Bill Turner (69/70)
Leon Douglas (80/81-82/83)
Carl Henry (85/86)
Sarunas Marciulionis (95/96)
Michael Stewart (97/98)
Doug Christie (00/01-04/05)
Darryl Watkins (07/08)
Tyreke Evans (09/10-12/13)
Derrick Williams (13/14-14/15)
Quincy Acy (15/16)
Georgios Papagiannis (16/17-17/18)

14
Arnie Risen (48/49-54/55)
Med Park (58/59-59/60)
Oscar Robertson (60/61-69/70)
Brian Taylor (76/77)
Brook Steppe (82/83)

15
Francis Curran (48/49-49/50)
Marion Spears (51/52-54/55)
Arlen Bockhorn (58/59-59/60)
Wayne Embry (60/61-65/66)
Gary Gray (67/68)
Fred Foster (68/69-70/71)
Willie Williams (70/71)
John Mengelt (71/72-72/73)
Frank Schade (72/73)
Howard Komives (73/74)
Scott Wedman (74/75-80/81)
Vinny Del Negro (88/89-89/90)
LaBradford Smith (93/94)
Kevin Ollie (98/99)
Darrick Martin (99/00-00/01)
Erik Daniels (04/05)
Sergei Monia (05/06)
John Salmons (06/07)
Cedric Simmons (08/09)
Joey Dorsey (09/10)
DeMarcus Cousins (10/11-16/17)
Vince Carter (17/18)

16
William "Red" Holzman (48/49-52/53)
Thomas Marshall (54/55, 56/57)
Dick Ricketts (55/56-57/58)
Jerry Paulson (57/58)
Jack Parr (58/59)
Phil Jordon (59/60-60/61)
Jerry Lucas (63/64-69/70)
Tom Burleson (77/78-79/80)
Greg Hyder (70/71)
Peja Stojakovic (99/00-04/05)
Ben McLemore (13/14)

17
Arnitz Johnson (48/49)
Don Henriksen (54/55)
Boris Nachamkin (54/55)
Hub Reed (60/61)
George Wilson (66/67)
Len Chappell (66/67-67/68)
Pat Frink (68/69)
Jim King (69/70)
Will Solomon (08/09)
Garret Temple (09/10, 16/17-17/18)

18
Mike Novak (48/49-49/50)
Ed Mikan (49/50-50/51)
Ray Ragelis (51/52)
Cal Christensen (52/53-54/55)
Jack Twyman (55/56-58/59)
Phil Rollins (60/61)
Dave Zeller (61/62)
Bill Dinwiddie (67/68-68/69)
Charles Paulk (70/71)
Darrell Imhoff (71/72)
Kevin Restani (77/78)
Derek Smith (86/87)
Omri Casspi (09/10-10/11, 14/15-16/17)

19
Bill Calhoun (48/49-50/51)
Phil Rollins (58/59)
Tom Hawkins (62/63-64/65)
Bob Cousy (69/70)
Moe Barr (70/71)
Beno Udrih (07/08-10/11)

20
Andy Duncan (48/49-49/50)
Joe McNamee (50/51-51/52)
Alex Hannum (51/52-53/54)
Frank Reddout (53/54)
Art Spoelstra (54/55-56/57)
Richie Regan (55/56-57/58)
Thomas Marshall (57/58-58/59)
Wayne Stevens (59/60)
Tom Hawkins (65/66)
Flynn Robinson (66/67-67/68)
Johnny Green (69/70-72/73)
Andre McCarter (76/77-77/78)
Louie Nelson (77/78)
Ernie Grunfeld (79/80-81/82)
Eddie Nealy (82/83-84/85)
David Cooke (85/86)
Bobby Hansen (90/91-91/92)
Dennis Hopson (91/92)
Andre Spencer (93/94)
Doug Lee (94/95)
Clint McDaniel (95/96)
Jeff Grayer (96/97)
Jon Barry (98/99-00/01)
Vitaly Potapenko (05/06-06/07)
Donté Greene (08/09-11/12)
Quincy Miller (14/15)
Jordan Farmar (16/17)
Harry Giles (17/18-18/19)

ALL-TIME NUMERICAL ROSTER

21
Joe Buckhalter (61/62-62/63)
Larry Staverman (61/62-63/64)
Jay Arnette (63/64-65/66)
Bob Love (66/67-67/68)
Fred Hetzel (68/69)
Don Smith (68/69)
Wally Anderzunas (69/70)
Don Kojis (72/73-74/75)
Harold Pressley (86/87-89/90)
Steve Colter (90/91)
Carl Thomas (91/92)
Rod Higgins (92/93)
Stan Kimbrough (92/93)
Trevor Wilson (93/94-94/95)
Vlade Divac (98/99-03/04)

22
George King (57/58)
Don Meineke (57/58)
Archie Dees (58/59)
Win Wilfong (59/60)
Harold "Happy" Hairston (64/65-67/68)
Luther Rackley (69/70)
Darrell Imhoff (70/71)
Nate Williams (71/72-74/75)
Gus Gerard (78/79-80/81)
Larry Drew (81/82-85/86)
Jerry Eaves (86/87)
Franklin Edwards (86/87)
Rodney McCray (88/89-89/90)
Lionel Simmons (90/91-96/97)
Jim Jackson (02/03)
Shelden Williams (07/08-08/09)
Isaiah Thomas (11/12-13/14)
Andre Miller (14/15)
Matt Barnes (16/17)

23
John Tresvant (67/68-68/69)
Al Tucker (68/69)
Jim Fox (67/68, 71/72)
Norm Van Lier (69/70-71/72)
Fred Taylor (71/72)
Ted Manakas (73/74)
Ron Riley (73/74)
Justus Thigpen (73/74)
Don May (74/75)
Marlon Redmond (78/79)
Mike Green (79/80)
Mike Bratz (85/86)
Wayman Tisdale (88/89-93/94)
Tyrone Corbin (95/96, 99/00)
Kevin Martin (04/05-09/10)
Marcus Thornton (10/11-13/14)
Ben McLemore (14/15-16/17)
Malachi Richardson (17/18)
Ben McLemore (18/19)

24
Jim Palmer (58/59-59/60)
Enoch "Bud" Olsen (64/65-65/66)
Connie Dierking (65/66-70/71)
Matt Guokas (71/72-73/74, 75/76)
Jimmy Walker (73/74-75/76)
Ron Boone (76/77-77/78)
John Lambert (80/81-81/82)
Reggie Theus (83/84-87/88)
Anthony Bonner (90/91-92/93)
Lloyd Daniels (96/97)
Terry Dehere (97/98-98/99)
Bobby Jackson (00/01-04/05)
Maurice Taylor (06/07)
Desmond Mason (09/10)
Carl Landry (09/10-10/11, 13/14-14/15)
Buddy Hield (16/17-18/19)

25
Tom Thacker (63/64-65/66)
Gil McGregor (71/72)
Jim Eakins (76/77)
Billy McKinney (78/79-79/80)
Ray Williams (82/83)
Billy Knight (83/84-84/85)
Brook Steppe (86/87)
Mike McGee (87/88)
Marty Conlon (92/93)
Nick Anderson (99/00-00/01)
Brent Price (01/02)
Darius Songaila (03/04-04/05)
Travis Outlaw (11/12-13/14)
Eric Moreland (14/15-15/16)
Justin Jackson (17/18-18/19)

26
John McCarthy (58/59
Duje Dukan (15/16))

27
Jack Twyman (59/60)

29
Ron Riley (72/73)
JaKarr Sampson (17/18)

30
Herm Gilliam (69/70)
Bob Arnzen (70/71)
Tom Black (70/71)
Flynn Robinson (70/71)
Darnell Hillman (78/79)
Kevin Loder (81/82-83/84)
David Pope (84/85)
Kenny Smith (87/88-89/90)
Kurt Rambis (92/93)
Alaa Abdelnaby (94/95)
Billy Owens (95/96-97/98)
Justin Williams (06/07-07/08)
Reggie Evans (13/14-14/15)
Seth Curry (15/16)

31
Jack Twyman (60/61-65/66)
Dick Gibbs (72/73)
Larry McNeill (73/74-75/76)
Richard Washington (76/77-78/79)
Conner Henry (87/88)
Duane Causwell (90/91-96/97)
Scot Pollard (98/99-02/03)
Jamal Sampson (05/06)
Spencer Hawes (07/08-09/10)
J.J. Hickson (11/12)
Jason Terry (13/14)
David Wear (14/15)
Caron Butler (15/16)

32
Reggie Johnson (81/82-82/83)
Dane Suttle (83/84)
Johnny Rogers (86/87)
Jawann Oldham (87/88)
Greg Kite (89/90)
Tony Dawson (90/91)
Mike Higgins (90/91)
Pete Chilcutt (91/92-93/94)
Kevin Salvadori (96/97)
Rodney Buford (03/04)
Francisco Garcia (05/06-12/13)
Sim Bhullar (14/15)
Tyreke Evans (16/17)
Wenyen Gabriel (18/19)

33
Ken Durrett (71/72-74/75)
Ollie Johnson (74/75-76/77)
Steve Johnson (81/82-83/84)
Derek Smith (88/89)
Randy Allen (88/89)
Leon Wood (90/91)
Jim Les (90/91-93/94)
Brian Grant (94/95-96/97)
Otis Thorpe (84/85-87/88, 97/98)
Kevin Salvadori (97/98)
Michael Bradley (04/05)
Mikki Moore (07/08-08/09)
Hassan Whiteside (10/11-11/12)
Aaron Gray (13/14)
Luc Mbah a Moute (13/14)

34
Clyde Lovelette (57/58)
Wayne Embry (58/59-59/60)
John Block (72/73-73/74)
Mike Barr (76/77)
Ricky Berry (88/89)
Bill Wennington (90/91)
Michael Smith (94/95-97/98)
Rodney Buford (03/04)
Tony Massenburg (03/04)
Corliss Williamson (99/00, 04/05-06/07)
Jason Thompson (08/09-14/15)

35
Glenn Hansen (75/76-77/78)
Dave Robisch (83/84)
Mark McNamara (84/85)
Joe Kleine (85/86-88/89)
Mike Williams (89/90)
Antoine Carr (89/90-90/91)
Byron Houston (95/96)
Royce White (13/14)
Marvin Bagley III (18/19)

40
Larry Micheaux (83/84)
Peter Verhoven (84/85)
Terry Tyler (85/86-87/88)
Randy Allen (89/90)
Kevin Gamble (95/96-96/97)
Jon Brockman (09/10)
Arron Afflalo (16/17)

41
Win Wilfong (60/61)
Dan Tieman (62/63)
Pete Cross (72/73)
Len Elmore (79/80)
LaSalle Thompson (82/83-88/89)
Greg Stokes (89/90)
Anthony Frederick (90/91)
Darnell Jackson (10/11)
Kosta Koufos (15/16-18/19)

42
Lucius Allen (77/78-78/79)
Mike Woodson (81/82-85/86)
Bruce Douglas (86/87)
Pervis Ellison (89/90)
Dwayne Schintzius (91/92)
Walt Williams (92/93-95/96)
Mark Hendrickson (97/98)
Bonzi Wells (05/06)
Lorenzen Wright (07/08)
Sean May (09/10)
Chuck Hayes (11/12-13/14)

43
Sid Catlett (71/72)
Mike Ratliff (72/73-73/74)
Otto Moore (73/74)
Charles Whitney (80/81-81/82)
Derek Smith (87/88)
Jim Petersen (88/89)
Peter Aluma (98/99)
Anthony Tolliver (16/17)

44
Sam Lacey (70/71-81/82)

45
Eric Leckner (90/91)
Steve Scheffler (91/92)
Randy Breuer (93/94)
Devin Gray (96/97)
Cole Aldrich (12/13)
Jack Cooley (17/18)

50
Rick Roberson (75/76)
Joe Meriweather (80/81-84/85)
Rich Kelley (85/86)
Ben Gillery (88/89)
Ralph Sampson (89/90-90/91)
Eddie House (04/05)
Zach Randolph (17/18-18/19)

51
Mike Farmer (60/61)
Hub Reed (61/62-62/63)
Reggie King (79/80-82/83)
Les Jepsen (91/92)
Henry James (92/93)
Lawrence Funderburke (97/98-02/03)

52
Bill Robinzine (75/76-79/80)
Jabari Smith (00/01-01/02)
Chucky Brown (01/02)
Brad Miller (03/04-08/09)
Calvin Booth (08/09)
James Johnson (12/13)

53
Mark Olberding (83/84-86/87)
Joe Arlauckas (87/88)
Martin Nessley (87/88)
Evers Burns (93/94)
Jerome James (98/99)

54
Ed Pinckney (87/88-88/89)
Brad Lohaus (88/89)
Mike Peplowski (93/94)
Derek Grimm (97/98)
Brian Skinner (04/05)

55
Len Kosmalski (74/75-75/76)
Bob Nash (77/78-78/79)
Jason Williams (98/99-00/01)
Jabari Smith (03/04)
Terrence Williams (11/12)
Hamady Ndiaye (13/14)

58
Willie Reed (13/14)

61
Bob Nordmann (61/62)

71
Enoch "Bud" Olsen (62/63-63/64)
Bob Wiesenhahn (61/62)

88
Nemanja Bjelica (18/19)

90
Drew Gooden (08/09)

93
Ron Artest (06/07-07/08)

* Retired jersey numbers in purple

Uniform numbers unknown for the following: Price Brookfield 49-50, James Davis 55-56, Dave Gambee 59-60, Jake Jones 71-72, Toby Kimball 72-73, Freddie Lewis 66-67, Al Masino 53-54, Sam Sibert 72-73, Jim Ware 66-67 (Note — Some players wore multiple uniform numbers over their career. Years in parenthesis indicate the season(s) in which a multiple-numbered player wore that particular jersey number)

SACRAMENTO KINGS

PLAYOFFS

FRANCHISE PLAYOFF HISTORY

1948-49 — ROCHESTER ROYALS — Western Division Champion (45-15)

Round	Date	W/L	Score		Opponent	Site	Att.
Western Division	3/22	W	93-64	vs.	St. Louis	Rochester Edgerton Park Sports Arena	4,200
Semifinals (2-0)	3/23	W	66-64	@	St. Louis	St. Louis Arena	2,095
Western Division	3/27	L	79-80	vs.	Minneapolis	Rochester Edgerton Park Sports Arena	4,200
Finals (0-2)	3/29	L	55-67	@	Minneapolis	St. Paul Auditorium	10,419

1949-50 — ROCHESTER ROYALS — Tie with Minneapolis for Central Division Title (51-17)

Round	Date	W/L	Score		Opponent	Site	Att.
Central Division	3/23	L	84-90	vs.	Fort Wayne	Rochester Edgerton Park Sports Arena	4,300
Semifinals (0-2)	3/25	L	78-79*	@	Fort Wayne	Fort Wayne North Side High School	3,600

1950-51 — ROCHESTER ROYALS — Runner-up Western Division (41-27)

Round	Date	W/L	Score		Opponent	Site	Att.
Western Division	3/20	W	110-81	vs.	Fort Wayne	Rochester Edgerton Park Sports Arena	2,029
Semifinals (2-1)	3/22	L	78-83	@	Fort Wayne	Fort Wayne North Side High School	3,751
	3/24	W	97-78	vs.	Fort Wayne	Rochester Edgerton Park Sports Arena	3,444
Western Division	3/29	L	73-76	@	Minneapolis	Minneapolis Auditorium	5,844
Finals (3-1)	3/31	W	70-66	@	Minneapolis	Minneapolis Auditorium	7,651
	4/1	W	83-70	vs.	Minneapolis	Rochester Edgerton Park Sports Arena	4,206
	4/3	W	80-75	vs.	Minneapolis	Rochester Edgerton Park Sports Arena	4,260
NBA Championship	4/7	W	92-65	vs.	New York	Rochester Edgerton Park Sports Arena	4,205
(4-3)	4/8	W	99-84	vs.	New York	Rochester Edgerton Park Sports Arena	4,200
	4/11	W	78-71	@	New York	NY 69th Regiment Armory	5,000
	4/13	L	73-79	@	New York	NY 69th Regiment Armory	4,000
	4/15	L	89-92	vs.	New York	Rochester Edgerton Park Sports Arena	4,206
	4/18	L	73-80	@	New York	NY 69th Regiment Armory	4,500
	4/21	W	79-75	vs.	New York	Rochester Edgerton Park Sports Arena	4,200

1951-52 — ROCHESTER ROYALS — Western Division Champions (41-25)

Round	Date	W/L	Score		Opponent	Site	Att.
Western Division	3/18	W	95-78	vs.	Fort Wayne	Rochester Edgerton Park Sports Arena	2,220
Semifinals (2-0)	3/20	W	92-86	@	Fort Wayne	Fort Wayne North Side High School	2,900
Western Division	3/29	W	88-78	vs.	Minneapolis	Rochester Edgerton Park Sports Arena	4,200
Finals (1-3)	3/30	L	78-83	vs.	Minneapolis	Rochester Edgerton Park Sports Arena	4,206
	4/5	L	67-77	@	Minneapolis	Minneapolis Auditorium	9,146
	4/6	L	80-82	@	Minneapolis	Minneapolis Auditorium	9,212

1952-53 — ROCHESTER ROYALS — Runner-up Western Division (44-26)

Round	Date	W/L	Score		Opponent	Site	Att.
Western Division	3/20	L	77-84	vs.	Fort Wayne	Rochester Edgerton Park Sports Arena	2,200
Semifinals (1-2)	3/22	W	83-71	@	Fort Wayne	Fort Wayne Memorial Coliseum	6,045
	3/24	L	65-67	vs.	Fort Wayne	Rochester Edgerton Park Sports Arena	3,500

1953-54 — ROCHESTER ROYALS — Runner-up Western Division (44-28)

Round	Date	W/L	Score		Opponent	Site	Att.
Western Division	3/16	W	82-75	vs.	Fort Wayne	Rochester Edgerton Park Sports Arena	1,503
Round Robin (2-1)	3/17	L	88-109	@	Minneapolis	Minneapolis Auditorium	2,491
	3/21	W	89-71	@	Fort Wayne	Fort Wayne Memorial Coliseum	2,586
	3/23			@	Minneapolis	Cancelled	
Western Division	3/24	L	76-89	@	Minneapolis	Minneapolis Auditorium	2,469
Finals (1-2)	3/27	W	74-73	vs.	Minneapolis	Rochester Edgerton Park Sports Arena	1,800
	3/28	L	72-82	@	Minneapolis	Minneapolis Auditorium	5,268

1954-55 — ROCHESTER ROYALS — Third Place Western Division (29-43)

Round	Date	W/L	Score		Opponent	Site	Att.
Western Division	3/16	L	78-82	@	Minneapolis	St. Paul Auditorium	4,851
Semifinals (1-2)	3/18	W	94-92	vs.	Minneapolis	Rochester Edgerton Park Sports Arena	2,280
	3/19	L	110-119	@	Minneapolis	St. Paul Auditorium	4,219

1957-58 — CINCINNATI ROYALS — Runner Up Tie Western Division (33-39)

Round	Date	W/L	Score		Opponent	Site	Att.
Western Division	3/15	L	83-100	@	Detroit	University of Detroit Memorial Building	2,462
Semifinals (0-2)	3/16	L	104-124	vs.	Detroit	Cincinnati Gardens	2,508

1961-62 — CINCINNATI ROYALS — Runner Up Western Division (43-37)

Round	Date	W/L	Score		Opponent	Site	Att.
Western Division	3/16	L	122-123	@	Detroit	Detroit Convention Arena	4,121
Semifinals (1-3)	3/17	W	129-107	vs.	Detroit	Cincinnati Gardens	1,829
	3/18	L	107-118	@	Detroit	Detroit Convention Arena	3,147
	3/20	L	111-112	vs.	Detroit	Cincinnati Gardens	3,336

FRANCHISE PLAYOFF HISTORY

1962-63 — CINCINNATI ROYALS — Third Place Eastern Division (42-38)

Round	Date	W/L	Score	Opponent	Site	Att.
Eastern Division	3/19	L	120-123 @	Syracuse	Syracuse Onondaga War Memorial	4,325
Semifinals (3-2)	3/21	W	133-115 vs.	Syracuse	Cincinnati Gardens	3,205
	3/23	L	117-121 @	Syracuse	Syracuse Onondaga War Memorial	8,087
	3/24	W	125-118 vs.	Syracuse	Cincinnati Gardens	3,331
	3/26	W	131-127* @	Syracuse	Syracuse Onondaga War Memorial	7,418
Eastern Division	3/28	W	135-132 @	Boston	Boston Garden	13,798
Finals (3-4)	3/29	L	102-125 vs.	Boston	Cincinnati Gardens	11,102
	3/31	W	121-116 @	Boston	Boston Garden	13,909
	4/3	L	110-128 vs.	Boston	Xavier University Field House	3,498
	4/6	L	120-125 @	Boston	Boston Garden	13,909
	4/7	W	109-99 vs.	Boston	Cincinnati Gardens	7,745
	4/10	L	131-142 @	Boston	Boston Garden	13,909

1963-64 — CINCINNATI ROYALS — Runner-up Eastern Division (55-25)

Round	Date	W/L	Score	Opponent	Site	Att.
Eastern Division	3/22	W	127-102 vs.	Philadelphia	Cincinnati Gardens	6,238
Semifinals (3-2)	3/24	L	114-122 @	Philadelphia	Philadelphia Convention Hall	4,510
	3/25	W	101-89 vs.	Philadelphia	Cincinnati Gardens	7,171
	3/28	L	120-129 @	Philadelphia	Philadelphia Convention Hall	4,255
	3/29	W	130-124 vs.	Philadelphia	Cincinnati Gardens	7,913
Eastern Division	3/31	L	87-103 @	Boston	Boston Garden	13,909
Finals (1-4)	4/2	L	90-101 @	Boston	Boston Garden	13,909
	4/5	L	92-102 vs.	Boston	Cincinnati Gardens	11,850
	4/7	W	102-93 vs.	Boston	Cincinnati Gardens	2,300
	4/9	L	95-109 @	Boston	Boston Garden	13,909

1964-65 — CINCINNATI ROYALS — Runner-up Eastern Division (48-32)

Round	Date	W/L	Score	Opponent	Site	Att.
Eastern Division	3/24	L	117-119* vs.	Philadelphia	Cincinnati Gardens	6,422
Semifinals (1-3)	3/26	W	121-120 @	Philadelphia	Philadelphia Convention Hall	5,801
	3/28	L	94-108 vs.	Philadelphia	Cincinnati Gardens	6,289
	3/31	L	112-119 @	Philadelphia	Philadelphia Convention Hall	7,451

1965-66 — CINCINNATI ROYALS — Third Place Eastern Division (45-35)

Round	Date	W/L	Score	Opponent	Site	Att.
Eastern Division	3/23	W	107-103 @	Boston	Boston Garden	9,510
Semifinals (2-3)	3/26	L	125-132 vs.	Boston	Cincinnati Gardens	10,027
	3/27	W	113-107 @	Boston	Boston Garden	13,531
	3/30	L	103-120 vs.	Boston	Cincinnati Gardens	12,107
	4/1	L	103-112 @	Boston	Boston Garden	13,909

1966-67 — CINCINNATI ROYALS — Third Place Eastern Division (39-42)

Round	Date	W/L	Score	Opponent	Site	Att.
Eastern Division	3/21	W	120-116 @	Philadelphia	Philadelphia Convention Hall	5,097
Semifinals (1-3)	3/22	L	102-123 vs.	Philadelphia	Cincinnati Gardens	5,276
	3/24	L	106-121 @	Philadelphia	Philadelphia Convention Hall	8,987
	3/25	L	94-112 vs.	Philadelphia	Cincinnati Gardens	2,624

1974-75 — KANSAS CITY–OMAHA KINGS — Runner-up Midwest Division (44-38)

Round	Date	W/L	Score	Opponent	Site	Att.
Western Conf.	4/9	L	89-95 @	Chicago	Chicago Stadium	15,433
Semifinals (2-4)	4/13	W	102-95 vs.	Chicago	Kemper Memorial Arena	11,378
	4/16	L	90-93 @	Chicago	Chicago Stadium	18,347
	4/18	W	104-100* vs.	Chicago	Kemper Memorial Arena	14,945
	4/20	L	77-104 @	Chicago	Chicago Stadium	16,247
	4/23	L	89-101 vs.	Chicago	Kemper Memorial Arena	12,445

1978-79 — KANSAS CITY KINGS — Midwest Division Champions (48-34)

Round	Date	W/L	Score	Opponent	Site	Att.
Western Conf.	4/17	L	99-102 @	Phoenix	Phoenix Veterans Memorial Coliseum	12,660
Semifinals (1-4)	4/20	W	111-91 vs.	Phoenix	Kemper Memorial Arena	13,659
	4/22	L	93-108 @	Phoenix	Tempe Arizona State University	14,301
	4/25	L	94-108 vs.	Phoenix	Kemper Memorial Arena	13,124
	4/27	L	99-120 @	Phoenix	Phoenix Veterans Memorial Coliseum	12,660

1979-80 — KANSAS CITY KINGS — Runner-up Midwest Division (47-35)

Round	Date	W/L	Score	Opponent	Site	Att.
Western Conf.	4/2	L	93-96 @	Phoenix	Phoenix Veterans Memorial Coliseum	12,660
First Round (1-2)	4/4	W	106-96 vs.	Phoenix	Kemper Memorial Arena	9,637
	4/6	L	99-114 @	Phoenix	Phoenix Veterans Memorial Coliseum	11,306

FRANCHISE PLAYOFF HISTORY

1980-81 — KANSAS CITY KINGS — Runner Up Tie Midwest Division (40-42)

Round	Date	W/L	Score		Opponent	Site	Att.
Western Conf.	4/1	W	98-97*	@	Portland	Portland Memorial Coliseum	12,666
First Round (2-1)	4/3	L	119-124*	vs.	Portland	Kemper Memorial Arena	11,088
	4/5	W	104-95	@	Portland	Portland Memorial Coliseum	12,666
Western Conf.	4/7	L	80-102	@	Phoenix	Phoenix Veterans Memorial Coliseum	12,660
Semifinals (4-3)	4/8	W	88-83	@	Phoenix	Phoenix Veterans Memorial Coliseum	12,660
	4/10	W	93-92	vs.	Phoenix	Kemper Memorial Arena	13,776
	4/12	W	102-95	vs.	Phoenix	Kemper Memorial Arena	11,089
	4/15	L	89-101	@	Phoenix	Phoenix Veterans Memorial Coliseum	12,660
	4/17	L	76-81	vs.	Phoenix	Kemper Memorial Arena	15,232
	4/19	W	95-88	@	Phoenix	Phoenix Veterans Memorial Coliseum	12,660
Western Conf.	4/21	L	78-97	vs.	Houston	Kemper Memorial Arena	13,885
Finals (1-4)	4/22	W	88-79	vs.	Houston	Kemper Memorial Arena	14,326
	4/24	L	88-92	@	Houston	Houston Summit	16,121
	4/26	L	89-100	@	Houston	Houston Summit	16,121
	4/29	L	88-97	vs.	Houston	Kemper Memorial Arena	14,640

1983-84 — KANSAS CITY KINGS — Third Place Tie Midwest Division (38-44)

Round	Date	W/L	Score		Opponent	Site	Att.
Western Conf.	4/18	L	105-116	@	Los Angeles	Los Angeles Forum	13,918
First Round (0-3)	4/20	L	102-109	@	Los Angeles	Los Angeles Forum	14,986
	4/22	L	102-108	vs.	Los Angeles	Kemper Memorial Arena	7,261

1985-86 — SACRAMENTO KINGS — Fifth Place Midwest Division (37-45)

Round	Date	W/L	Score		Opponent	Site	Att.	Network
Western Conf.	4/17	L	87-107	@	Houston	Houston Summit	15,101	-------
First Round (0-3)	4/19	L	103-111	@	Houston	Houston Summit	16,016	WTBS
	4/22	L	98-113	vs.	Houston	ARCO Arena I	10,333	WTBS

1995-96 — SACRAMENTO KINGS — Fifth Place Pacific Division (39-43)

Round	Date	W/L	Score		Opponent	Site	Att.	Network
Western Conf.	4/26	L	85-97	@	Seattle	KeyArena	17,072	TNT
First Round (1-3)	4/28	W	90-81	@	Seattle	KeyArena	17,072	TNT
	4/30	L	89-96	vs.	Seattle	ARCO Arena	17,317	TNT
	5/2	L	87-101	vs.	Seattle	ARCO Arena	17,317	TBS

1998-99 — SACRAMENTO KINGS — Third Place Tie Pacific Division (27-23)

Round	Date	W/L	Score		Opponent	Site	Att.	Network
Western Conf.	5/8	L	87-117	@	Utah	Delta Center	19,911	NBC
First Round (2-3)	5/10	W	101-90	@	Utah	Delta Center	19,911	TBS
	5/12	W	84-81*	vs.	Utah	ARCO Arena	17,317	TNT
	5/14	L	89-90	vs.	Utah	ARCO Arena	17,317	TNT
	5/16	L	92-99*	@	Utah	Delta Center	19,911	NBC

1999-00 — SACRAMENTO KINGS — Fifth Place Pacific Division (44-38)

Round	Date	W/L	Score		Opponent	Site	Att.	Network
Western Conf.	4/23	L	107-117	@	LA Lakers	STAPLES Center	18,997	NBC
First Round (2-3)	4/27	L	89-113	@	LA Lakers	STAPLES Center	18,997	TNT
	4/30	W	99-91	vs.	LA Lakers	ARCO Arena	17,317	NBC
	5/2	W	101-88	vs.	LA Lakers	ARCO Arena	17,317	TNT
	5/5	L	86-113	@	LA Lakers	STAPLES Center	18,997	TNT

2000-01 — SACRAMENTO KINGS — Second Place Pacific Division (55-27)

Round	Date	W/L	Score		Opponent	Site	Att.	Network
Western Conf.	4/22	L	83-86	vs.	Phoenix	ARCO Arena	17,317	NBC
First Round (3-1)	4/25	W	116-90	vs.	Phoenix	ARCO Arena	17,317	TNT
	4/27	W	104-96	@	Phoenix	America West Arena	19,023	NBC
	5/2	W	89-82	@	Phoenix	America West Arena	18,836	TNT
Western Conf.	5/6	L	105-108	@	LA Lakers	STAPLES Center	18,997	NBC
Semifinals (0-4)	5/8	L	90-96	@	LA Lakers	STAPLES Center	18,997	TBS
	5/11	L	81-103	vs.	LA Lakers	ARCO Arena	17,317	TNT
	5/13	L	113-119	vs.	LA Lakers	ARCO Arena	17,317	NBC

2001-02 — SACRAMENTO KINGS — First Place Pacific Division (61-21)

Round	Date	W/L	Score		Opponent	Site	Att.	Network
Western Conf.	4/20	W	89-86	vs.	Utah	ARCO Arena	17,317	NBC
First Round (3-1)	4/23	L	86-93	vs.	Utah	ARCO Arena	17,317	TBS
	4/27	W	90-87	@	Utah	Delta Center	19,911	NBC
	4/29	W	91-86	@	Utah	Delta Center	19,911	TNT
Western Conf.	5/4	W	108-91	vs.	Dallas	ARCO Arena	17,317	NBC
Semifinals (4-1)	5/6	L	102-110	vs.	Dallas	ARCO Arena	17,317	TNT
	5/9	W	125-119	@	Dallas	American Airlines Center	20,265	TNT
	5/11	W	115-113*	@	Dallas	American Airlines Center	20,274	NBC
	5/13	W	114-101	vs.	Dallas	ARCO Arena	17,317	TNT
Western Conf.	5/18	L	99-106	vs.	LA Lakers	ARCO Arena	17,317	NBC
Finals (3-4)	5/20	W	96-90	vs.	LA Lakers	ARCO Arena	17,317	TNT
	5/24	W	103-90	@	LA Lakers	STAPLES Center	18,997	NBC
	5/26	L	99-100	@	LA Lakers	STAPLES Cener	18,997	NBC
	5/28	W	92-91	vs.	LA Lakers	ARCO Arena	17,317	NBC
	5/31	L	102-106	@	LA Lakers	STAPLES Center	18,997	NBC
	6/2	L	106-112*	vs.	LA Lakers	ARCO Arena	17,317	NBC

FRANCHISE PLAYOFF HISTORY

2002-03 — SACRAMENTO KINGS — First Place Pacific Division (59-23)

Round	Date	W/L	Score		Opponent	Site	Att.	Network
Western Conf.	4/19	W	96-90	vs.	Utah	ARCO Arena	17,317	TNT
First Round (4-1)	4/21	W	108-95	vs.	Utah	ARCO Arena	17,317	TNT
	4/26	L	104-107	@	Utah	Delta Center	19,911	ESPN
	4/28	W	99-82	@	Utah	Delta Center	19,911	TNT
	5/30	W	111-91	vs.	Utah	ARCO Arena	17,317	TNT
Western Conf.	5/6	W	124-113	@	Dallas	American Airlines Center	20,525	ESPN2
Semifinals (3-4)	5/8	L	110-132	@	Dallas	American Airlines Center	20,491	ESPN
	5/10	L	137-141+	vs.	Dallas	ARCO Arena	17,317	ESPN
	5/11	W	99-83	vs.	Dallas	ARCO Arena	17,317	TNT
	5/13	L	93-112	@	Dallas	American Airlines Center	20,556	TNT
	5/15	W	115-109	vs.	Dallas	ARCO Arena	17,317	ESPN
	5/17	L	99-112	@	Dallas	American Airlines Center	20,595	TNT

2003-04 — SACRAMENTO KINGS — Second Place Pacific Division (55-27)

Round	Date	W/L	Score		Opponent	Site	Att.	Network
Western Conf.	4/18	W	116-105	vs.	Dallas	ARCO Arena	17,317	ABC
First Round (4-1)	4/20	W	83-79	vs.	Dallas	ARCO Arena	17,317	TNT
	4/24	L	79-104	@	Dallas	American Airlines Center	20,580	ESPN
	4/26	W	94-92	@	Dallas	American Airlines Center	20,677	TNT
	4/29	W	119-118	vs.	Dallas	ARCO Arena	17,317	TNT
Western Conf.	5/4	W	104-98	@	Minnesota	Target Center	18,792	TNT
Semifinals (3-4)	5/8	L	89-94	@	Minnesota	Target Center	19,599	TNT
	5/10	L	113-114*	vs.	Minnesota	ARCO Arena	17,317	TNT
	5/12	W	87-81	vs.	Minnesota	ARCO Arena	17,317	ESPN
	5/14	L	74-86	@	Minnesota	Target Center	19,818	TNT
	5/16	W	104-87	vs.	Minnesota	ARCO Arena	17,317	ABC
	5/19	L	80-83	@	Minnesota	Target Center	19,944	TNT

2004-05 — SACRAMENTO KINGS — Second Place Pacific Division (50-32)

Round	Date	W/L	Score		Opponent	Site	Att.	Network
Western Conf.	4/23	L	82-87	@	Seattle	KeyArena	17,072	ESPN
First Round (1-4)	4/26	L	93-105	@	Seattle	KeyArena	17,072	TNT
	4/29	W	116-104	vs.	Seattle	ARCO Arena	17,317	ESPN
	5/1	L	102-115	vs.	Seattle	ARCO Arena	17,317	TNT
	5/3	L	118-122	@	Seattle	KeyArena	17,072	TNT

2005-06 — SACRAMENTO KINGS — Fourth Place Pacific Division (44-38)

Round	Date	W/L	Score		Opponent	Site	Att.	Network
Western Conf.	4/22	L	88-122	@	San Antonio	AT&T Center	18,797	ESPN
First Round (2-4)	4/25	L	119-128*	@	San Antonio	AT&T Center	18,797	TNT
	4/28	W	94-93	vs.	San Antonio	ARCO Arena	17,317	ESPN2
	4/30	W	102-84	vs.	San Antonio	ARCO Arena	17,317	TNT
	5/2	L	98-109	@	San Antonio	AT&T Center	18,797	NBATV
	5/5	L	83-105	vs.	San Antonio	ARCO Arena	17,317	ESPN

* Denotes overtime period
\+ Denotes double overtime

DID YOU KNOW ... The franchise record for consecutive playoff appearances is eight as the Kings qualified for the playoffs from 1998 to 2006. Since moving to Sacramento, the Kings have been to the NBA Playoffs 10 times.

FRANCHISE PLAYOFF RECORDS

KINGS-ROYALS INDIVIDUAL RECORDS

Most Points					
Game	43	Oscar Robertson	at	Boston	Apr. 10, 1963
Game	43	Oscar Robertson	at	Boston	Mar. 28, 1963
Half (2nd)	29	Oscar Robertson	at	Boston	Mar. 28, 1963
Quarter (3rd)	17	Oscar Robertson	at	Boston	Mar. 28, 1963
Most Field Goals					
Game	17	Oscar Robertson	at	Boston	Mar. 28, 1963
Most Field Goal Attempts					
Game	32	Chris Webber	vs.	Phoenix	Apr. 22, 2001
Most Free Throws					
Game	21	Oscar Robertson	at	Boston	Apr. 10, 1963
Most Free Throw Attempts					
Game	22	Oscar Robertson	at	Boston	Apr. 10, 1963
Most Rebounds					
Game	28	Jack Coleman	vs.	New York	Apr. 8, 1951
Most Offensive Rebounds					
Game	10	Chris Webber	vs.	Phoenix	Apr. 22, 2001
Most Defensive Rebounds					
Game	19	Sam Lacey	vs.	Chicago	Apr. 13, 1975
Most Assists					
Game	18	Oscar Robertson	at	Philadelphia	Mar. 29, 1964
Most Three-Point Field Goals					
Game	6	Mike Bibby	vs.	Dallas	Apr. 29, 2004
Most Three-Point Field Goal Attempts					
Game	13	Peja Stojakovic	vs.	Minnesota	May 10, 2004
Most Steals					
Game	6	Doug Christie	at	Dallas	May 11, 2002
Game	6	Ernie Grunfeld	at	Houston	Apr. 26, 1981
Game	6	Sam Lacey	at	Houston	Apr. 24, 1981
Game	6	Bill Robinzine	vs.	Phoenix	Apr. 20, 1979
Most Blocked Shots					
Game	7	Chris Webber	vs.	LA Lakers	May 2, 2000
Most Turnovers					
Game	8	Sam Lacey	vs.	Phoenix	Apr. 25, 1979

OPPONENT INDIVIDUAL RECORDS

Most Points					
Game	48	Kobe Bryant	vs.	LA Lakers	May 13, 2001
Half (2nd)	28	Kobe Bryant	vs.	LA Lakers	May 13, 2001
Quarter (1st)	18	Dirk Nowitzki	at	Dallas	May 8, 2003
Most Field Goals					
Game	21	Shaquille O'Neal	at	LA Lakers	Apr. 23, 2000
MOST FIELD GOAL ATTEMPTS					
Game	34	Moses Malone	at	Houston	Apr. 26, 1981
Most Free Throws					
Game	17	Kobe Bryant	vs.	LA Lakers	May 13, 2001
Game	17	George Mikan	vs.	Minneapolis	Mar. 29, 1952
Most Free Throw Attempts					
Game	19	Kobe Bryant	vs.	LA Lakers	May 13, 2001
Most Rebounds					
Game	35	Bill Russell	at	Boston	Apr. 9, 1964
Most Offensive Rebounds					
Game	11	Shaquille O'Neal	at	LA Lakers	May 6, 2001
Most Defensive Rebounds					
Game	20	Kevin Garnett	at	Minnesota	May 19, 2004
Most Assists					
Game	19	Wilt Chamberlain	at	Philadelphia	Mar. 24, 1967
Most Three-Point Field Goals					

Game	7	Sam Cassell	at	Minnesota	May 4, 2004
Most Three-Point Field Goal Attempts					
Game	12	Michael Finley	at	Dallas	May 8, 2003
Most Steals					
Game	6	Shawn Kemp	vs.	Seattle	May 2, 1996
Game	6	Allen Leavell	vs.	Houston	Apr. 21, 1981
Most Blocked Shots					
Game	7	Shaquille O'Neal	at	LA Lakers	May 6, 2001
Most Turnovers					
Game	9	Steve Nash	at	Dallas	May 11, 2002
Game	9	Shawn Kemp	at	Seattle	Apr. 28, 1996

KINGS-ROYALS TEAM RECORDS

Most Points				
Game (2OT)	137	vs.	Dallas	May 10, 2003
Game	135	at	Boston	Mar. 28, 1963
Half (2nd)	74	at	Boston	Mar. 28, 1963
Quarter (4th)	44	vs.	Syracuse	Mar. 21, 1963
Overtime	17	at	Syracuse	Mar. 26, 1963
Fewest Points				
Game	55	at	Minneapolis	Mar. 29, 1949
Half (2nd)	20	at	Minneapolis	Mar. 29, 1949
Quarter (4th)	3	at	Minneapolis	Mar. 29, 1949
Overtime	7	vs.	Portland	Apr. 3, 1981
Most Field Goals				
Game	53	vs.	Philadelphia	Mar. 29, 1964
Most Field Goal Attempts				
Game	118	at	Philadelphia	Mar. 24, 1967
Highest Field Goal Percentage				
Game	.550	at	Dallas (44-80)	May 6, 2003
Lowest Field Goal Percentage				
Game	.239	vs.	Fort Wayne (17-71)	Mar. 24, 1953
Most Free Throws				
Game	45	at	Boston	Mar. 27, 1966
Most Free Throw Attempts				
Game	54	at	Boston	Mar. 27, 1966
Most Rebounds				
Game	74	vs.	Detroit	Mar. 17, 1962
Most Offensive Rebounds				
Game	29	at	Phoenix	Apr. 27, 1979
Most Defensive Rebounds				
Game	44	at	Dallas	Apr. 26, 2004
Game (2OT)	44	vs.	Dallas	May 10, 2003
Most Assists				
Game	35	at	Portland	Apr. 1, 1981
Most Three-Point Field Goals				
Game	11	vs.	Dallas	Apr. 29, 2004
Game	11	vs.	Dallas	Apr. 18, 2004
Most Three-Point Field Goal Attempts				
Game (2OT)	26	vs.	Dallas	May 10, 2003
Game	25	at	Dallas	May 17, 2003
Most Personal Fouls				
Game	40	at	Fort Wayne	Mar. 22, 1953
Most Steals				
Game	14	at	Utah	Apr. 28, 2003
Game	14	at	Phoenix	Apr. 22, 1979
Game	14	at	Phoenix	Apr. 17, 1979
Most Blocked Shots				
Game	10	at	Dallas	May 17, 2003
Most Turnovers				
Game	26	several times		

OPPONENT TEAM RECORDS

Most Points						
Game	142	at	Boston	Apr.	10,	1963
Half (2nd)	83	at	Dallas	May	8,	2003
Quarter (2nd)	44	at	Dallas	May	8,	2003
Overtime	13	at	Syracuse	Mar.	26,	1963
Fewest Points						
Game	64	at	St. Louis	Mar.	3,	1949
Game	64	vs.	St. Louis	Mar.	2,	1949
Half (1st)	26	at	St. Louis	Mar.	23,	1949
Quarter (2nd)	10	vs.	Phoenix	Apr.	22,	2001
Quarter (3rd)	10	at	St. Louis	Mar.	23,	1949
Overtime	6	vs.	Chicago	Apr.	18,	1975
Most Field Goals						
Game (2OT)	53	vs.	Dallas	May	10,	2003
Game	52	at	Boston	Mar.	28,	1963
Most Field Goal Attempts						
Game	112	vs.	Fort Wayne	Mar.	20,	1951
Highest Field Goal Percentage						
Game	.564	vs.	Houston (44-78)	Apr.	22,	1986
Lowest Field Goal Percentage						
Game	.271	vs.	New York (23-85)	Apr.	7,	1951
Most Free Throws						
Game	40	at	Boston	Apr.	10,	1963
Most Free Throw Attempts						
Game	52	at	Fort Wayne	Mar.	22,	1953
Most Rebounds						
Game	80	at	Detroit	Mar.	15,	1958
Most Offensive Rebounds						
Game	25	at	LA Lakers	May	26,	2002
Game	25	at	LA Lakers	Apr.	23,	2000
Most Defensive Rebounds						
Game	43	at	Dallas	May	13,	2003
Most Assists						
Game	37	at	Phoenix	Apr.	6,	1980
Most Three-Point Field Goals						
Game (2OT)	19	vs.	Dallas	May	10,	2003
Game	10	at	Minnesota	May	4,	2004
Game	10	at	LA Lakers	May	24,	2002
Game	10	vs.	Seattle	Apr.	30,	1996
Most Three-Point Field Goal Attempts						
Game (2OT)	42	vs.	Dallas	May	10,	2003
Game	31	at	LA Lakers	May	24,	2002
Most Personal Fouls						
Game	41	at	Fort Wayne	Mar.	22,	1953
Most Steals						
Game	19	at	Dallas	Apr.	24,	2004
Most Blocked Shots						
Game	13	at	LA Lakers	Apr.	18,	1984
Most Turnovers						
Game	30	at	Phoenix	Apr.	22,	1979

DID YOU KNOW ... Sacramento set a new franchise playoff record with 11 three-point field goals made versus Dallas in the first game of their 2004 NBA Playoff Western Conference First Round matchup (4/18/04). The Kings then matched that mark again in their series-clinching 119-118 win over Dallas (4/29/04).

FRANCHISE PLAYOFF STATISTICS

Highest Points-per-Game Average, Single Playoff Series
All-Time Franchise History

PPG	Pts	G	Series	Season	Tm	Player
33.4	234	7	Division Finals	1962-63	CIN	Oscar Robertson
31.8	159	5	Division Semifinals	1965-66	CIN	Oscar Robertson
30.4	152	5	Division Semifinals	1963-64	CIN	Oscar Robertson
29.4	147	5	Division Semifinals	1962-63	CIN	Oscar Robertson
28.8	115	4	Division Semifinals	1961-62	CIN	Oscar Robertson
28.2	141	5	Division Finals	1963-64	CIN	Oscar Robertson
28.0	112	4	Division Semifinals	1964-65	CIN	Oscar Robertson
27.5	55	2	Conference Semifinals	2002-03	SAC	Chris Webber
27.0	81	3	First Round	1980-81	KC	Otis Birdsong
26.3	105	4	Conference Semifinals	2000-01	SAC	Chris Webber
26.0	52	2	Division Semifinals	1951-52	ROC	Bob Davies
25.7	77	3	First Round	1980-81	KC	Scott Wedman
25.2	126	5	Division Semifinals	1962-63	CIN	Jack Twyman
25.2	126	5	Conference Semifinals	2001-02	SAC	Chris Webber

Highest Points-per-Game Average, Single Playoff Series
Sacramento Era (1985-86 to date)

PPG	Pts	G	Series	Season	Player
27.5	55	2	Conference Semifinals	2002-03	Chris Webber
26.3	105	4	Conference Semifinals	2000-01	Chris Webber
25.2	126	5	Conference Semifinals	2001-02	Chris Webber
24.4	122	5	First Round	1999-00	Chris Webber
24.4	122	5	First Round	2005-06	Bonzi Wells
24.3	170	7	Conference Finals	2001-02	Chris Webber
23.6	118	5	First Round	2003-04	Mike Bibby
23.4	164	7	Conference Semifinals	2002-03	Peja Stojakovic
23.3	93	4	First Round	2000-01	Peja Stojakovic
22.7	159	7	Conference Finals	2001-02	Mike Bibby
22.6	113	5	First Round	2002-03	Peja Stojakovic
22.2	111	5	First Round	2002-03	Chris Webber
22.0	110	5	First Round	2004-05	Peja Stojakovic

Most Points, Playoff Game, All-Time Franchise History

PTS	Player	Date	Opponent
43	Oscar Robertson	03/28/1963	Cincinnati at Boston
43	Oscar Robertson	04/10/1963	Cincinnati at Boston
41	Oscar Robertson	03/21/1963	Cincinnati vs Syracuse
40	Oscar Robertson	03/26/1965	Cincinnati at Philadelphia
39	Peja Stojakovic	05/10/2003	Sacramento vs Dallas (2OT)
38	Peja Stojakovic	05/03/2005	Sacramento at Seattle
38	Bonzi Wells	05/02/2006	Sacramento at San Antonio
37	Oscar Robertson	04/01/1966	Cincinnati at Boston
37	Mitch Richmond	04/28/1996	Sacramento at Seattle
37	Peja Stojakovic	05/02/2001	Sacramento at Phoenix

Most Points, Playoff Game Sacramento Era

PTS	Player	Date	Opponent
39	Peja Stojakovic	05/10/2003	Sacramento vs Dallas (2OT)
38	Peja Stojakovic	05/03/2005	Sacramento at Seattle
38	Bonzi Wells	05/02/2006	Sacramento at San Antonio
37	Mitch Richmond	04/28/1996	Sacramento at Seattle
37	Peja Stojakovic	05/02/2001	Sacramento at Phoenix
36	Mike Bibby	04/29/2004	Sacramento vs Dallas
35	Mike Bibby	05/03/2005	Sacramento at Seattle
34	Chris Webber	05/06/2001	Sacramento at L.A. Lakers
33	Eddie Johnson	04/22/1986	Sacramento vs Houston
33	Mike Bibby	05/04/2004	Sacramento at Minnesota

A GAME 7 THIRLLER FOR THE NBA TITLE

The Sacramento Kings' lone franchise NBA World Championship came in 1951 when the then-Rochester Royals defeated the New York Knickerbockers in seven games. Following is the game story and box score of the Royals' thrilling 79-75 Game 7 victory over the Knickerbockers as it appeared in the New York Times.

By Leonard Koppett

ROCHESTER, N.Y., April 21 — Proving once again that free throws are more important than field goals, the Rochester Royals won the National Basketball Association championship before 4,200 spectators at the arena tonight by beating the New York Knickerbockers, 79 to 75, in the seventh game of the final play-off series. The Royals had won the first three games, the Knicks the next three.

Just how completely dependent Rochester's victory was on its foul line steadiness is clear in the chronology and statistics of the game. Bob Davies broke a 75-all tie with forty-four seconds to play when he sank two free throws after being fouled by Dick McGuire while driving to the basket; and in all, the Royals made twenty-nine out of thirty-seven free-throw attempts while New York sank only seventeen out of twenty-five. The Knicks had four more baskets, twenty-nine to twenty-five.

The fouls brought about New York's defeat in another way, too. Both its centers, Nat Clifton and Connie Simmons, fouled out in the last quarter, when the Knicks took the lead for the first time after trailing by as much as fourteen points in the first half. Meanwhile Arnie Risen, Rochester's center who took top-scoring honors with 24 points and scored the deciding basket before Davies made his free throws, committed his fourth foul twenty-two minutes before the game ended and played unpenalized the rest of the way.

Clifton, Simmons Foul Out

With Clifton and Simmons out, the Knicks were unable to control the jump balls that followed each foul in the last three minutes, so that their doom was really sealed when Risen made his last basket. New York was ahead, 74 to 72, when Simmons fouled out with two minutes left. Risen made the toss, then jumped against Ernie Vandeweghe and, when Rochester got possession, Arnie's hook shot put the Royals ahead, 75 to 74. Boryla tied it up a moment later but Rochester then froze the ball until Davies drove in.

Before the final minutes, the Knickerbockers' made another of their typical comebacks that marked their play all season long. The most "overtime" club in the league, they qualified for the final by coming from behind in their final game against Syracuse, and, after losing the first three to Rochester, trailed in each of the three games they won.

Tonight, trying to perform the ultimate in comebacks, they started by falling behind, 13 to 3. By the end of the first quarter they were up to 22 to 16, but a few minutes later Rochester led, 32 to 18. The Knicks battled back to within four points but trailed, 40 to 36, at halftime.

Knicks Finally Take Lead

In the third quarter they climbed to within three, then two, and were behind, 62 to 60, entering the last quarter. They finally achieved a 69-all tie midway through the period and took the lead for the first time, 71 to 70, with four minutes to go. Both times Gallatin converted under-the-basket feeds from McGuire.

McGuire added a foul half a minute later and the teams alternated free throws until Simmons fouled out against Risen. Rochester's final basket, with two seconds left, was a lay-up by Coleman after a successful freeze had settled matters.

Lou Eisenstein and Stan Stutz, the officials, charged the Knicks with thirty-two personals and the Royals with twenty-two. Splitting each team's total evenly between the two halves. Very few fouls were called against Rochester, however, in the play under the boards, where the Royals emerged with a 48-to-41 edge in rebounds. Clifton's fifth personal was particularly unfortunate for the Knicks, since it came while Rochester was holding the ball at mid-court. He was called for bumping Risen while moving into position. A minute and a half later he fouled out.

Coaches Voice No Complaints

No complaints were voiced about the officials, however, either by Knick coach, Joe Lapchick, or Rochester coach, Les Harrison, who, after Rochester's loss in New York Wednesday, found Eisenstein unsatisfactory and asked that he be replaced for tonight's game.

By their victory, the Royals earned $7,500 to add to their previous winnings and wound up with $13,250 in play-off money to divide up. The Knicks finished with $2,500 less and the satisfaction-disappointment of one of basketball's greatest near-misses.

NEW YORK (75)

Players	FG	FGA	FT	FTA	TP	PF	A	R
Boryla, F	6	13	4	4	16	3	2	7
Clifton, C	4	11	3	6	11	6	2	8
Gallatin, F	5	8	2	3	12	4	1	10
Lumpp, G	0	2	0	0	0	1	0	0
McGuire, G	1	1	2	2	4	5	4	4
Simmons, C	4	15	3	5	11	6	3	8
Vandeweghe, G	2	6	1	2	5	5	5	3
Zaslofsky, G	7	14	2	3	16	2	2	1
Totals	29	70	17	25	75	32	19	41

ROCHESTER (79)

Players	FG	FGA	FT	FTA	TP	PF	A	R
Calhoun, F	0	0	0	0	0	0	1	1
Coleman, F	3	6	3	6	9	4	9	7
Davies, G	7	19	6	7	20	4	3	3
Holzman, G	1	1	0	0	2	0	0	0
Johnson, F	2	8	7	7	11	5	3	11
McNamee, C	0	1	0	0	0	2	0	2
Risen, C	7	19	10	14	24	4	2	13
Saul, G	0	0	0	0	0	0	1	0
Wanzer, G	5	11	3	3	13	3	3	11
Totals	25	65	29	37	79	22	22	48
New York	16	18	26	15	—	75		
Rochester	22	18	22	17	—	79		

Officials, Stan Stutz and Lou Eisenstein.

SACRAMENTO KINGS

OPPONENTS

ATLANTA HAWKS

101 Marietta Street, Suite 1900m
Atlanta, GA 30303
Phone: (404) 878-3800
www.hawks.com; Twitter: @ATLHawks;
PR Twitter: @HawksPR

COLORS:

Torch Red | Georgia Granite Gray | Volt Green

HOME COURT (CAPACITY): Philips Arena (16,600) - opened 1999

FOUNDED: 1949-50, Tri-Cities Blackhawks; 1951-52, Milwaukee Hawks; 1955-56, St. Louis Hawks; 1968-69, Atlanta Hawks

HEAD COACH: Lloyd Pierce (College – Santa Clara)
ASSISTANT COACHES:
Melvin Hunt (College –Baylor)
Chris Jent (College – Ohio State)
Greg Foster (College – Texas-El Paso)
Marlon Garnett (College – Santa Clara)
Matt Hill (College – Texas)
SPECIAL ASSISTANT TO THE HEAD COACH: NATE Babcock (College – Wisconsin-Eau Claire)
EXECUTIVE DIRECTOR OF ATHLETIC PERFORMANCE AND SPORTS MEDICINE: Chelsea Lane
HEAD ATHLETIC TRAINER: Scottie Parker (College – Northwestern (MN))
HEAD STRENGTH & CONDITIONING COACH: Mike Irr (College – North Carolina)

PRINCIPAL OWNER & CHAIR OF BOARD OF DIRECTORS/NBA GOVERNOR: Tony Ressler
VICE CHAIR OF BOARD OF DIRECTORS: Grant Hill
ALTERNATE NBA GOVERNOR: Steven Price
CEO, ATLANTA HAWKS BASKETBALL CLUB/ STATE FARM ARENA: Steve Koonin
GENERAL MANAGER AND HEAD OF BASKETBALL OPERATIONS: Travis Schlenk
RADIO: WZGC 92.9 FM, Steve Holman
TV: FOX Sports Southeast (cable), Bob Rathbun, Dominique Wilkins, Andre Aldridge, Rebecca Kaple

NBA TITLES WON: 1, 1957-58

ALL-TIME NBA RECORD: 2717-2753 (.497)

2017-18 RECORD: 24-58 (5th in Southeast)

2017-18 NBA PLAYOFFS: Did not qualify

ALL-TIME SERIES (68 YEARS)

	OVERALL	HOME	ROAD
Sac-Era	20-42	15-17	5-25
All-Time	155-158		

CURRENT STREAKS

	OVERALL	HOME	ROAD
Kings	W1	W3	L11

2018-19 SERIES SCHEDULE

DATE	SITE	TIME (PST)
11/1	State Farm Arena	4:30 p.m.
1/30	Golden1 Center	7:00 p.m.

2018-19 VS. HAWKS (1-1)

DATE	SITE	TIME (PST)
11/15	Philips Arena	L, 80-126
3/22	Golden1 Center	W, 105-90

SERIES FACTS
Last Home Win: 3/22/18 (105-90)
Last Road Win: 3/3/06 (102-93)
Last Home Loss: 3/16/15 (103-110)
Last Road Loss: 11/15/17 (80-126)
Biggest Win: 32 (99-67) vs. Mil., 2/26/52
Biggest Loss: 46 (80-126) @ Atl, 11/15/17

2017-2018 SEASON SERIES (1-1) SACRAMENTO KINGS VS. ATLANTA

PLAYER	G-GS	MIN	FG-FGA	PCT	3FG-A	PCT	FT-FTA	PCT	OFF	DEF	TOT	AST	PF-DQ	STL	TO	BLK	PTS	AVG
Randolph	1-1	25	7-11	.636	0-2	.000	2-3	.667	3	1	4	2	0-0	0	1	0	16	16.0
Jackson	2-1	52	10-20	.500	6-11	.545	2-4	.500	0	6	6	0	2-0	1	2	1	28	14.0
Hill	1-1	24	4-11	.364	1-5	.200	3-3	1.000	0	1	1	2	1-0	3	0	0	12	12.0
Hield	2-0	49	9-23	.391	3-8	.375	1-2	.500	2	2	4	4	7-0	4	3	1	22	11.0
Koufos	2-0	49	10-14	.714	0-0	---	1-4	.250	6	9	15	3	7-0	5	1	4	21	10.5
Bogdanovic	2-2	41	7-14	.500	1-5	.200	3-3	1.000	0	4	4	3	3-0	0	3	0	18	9.0
Mason	2-0	39	7-15	.467	0-2	.000	4-4	1.000	1	7	8	9	2-0	1	4	1	18	9.0
Carter	1-0	24	3-5	.600	2-3	.667	0-0	---	1	1	2	2	1-0	0	0	1	8	8.0
Labissiere	2-1	37	7-19	.368	1-3	.333	0-0	---	4	7	11	4	2-0	0	3	2	15	7.5
Caboclo (TOT)	1-0	13	2-5	.400	1-3	.333	0-0	---	1	3	4	0	1-0	0	0	1	5	5.0
Caboclo (SAC)	1-0	13	2-5	.400	1-3	.333	0-0	---	1	3	4	0	1-0	0	0	1	5	5.0
Cauley-Stein	2-2	40	3-11	.273	0-0	---	2-2	1.000	2	7	9	6	3-0	0	3	0	8	4.0
Papagiannis	1-0	11	2-4	.500	0-0	---	0-0	---	1	1	2	0	0-0	1	0	0	4	4.0
Fox	2-1	39	2-15	.133	0-2	.000	2-2	1.000	0	6	6	6	4-0	3	4	0	6	3.0
Temple	1-1	18	1-7	.143	1-3	.333	0-0	---	1	1	2	3	2-0	1	1	0	3	3.0
Richardson	1-0	20	0-7	.000	0-2	.000	1-2	.500	1	1	2	2	2-0	1	0	0	1	1.0
KINGS	2	480	74-181	.409	16-49	.327	21-29	.724	23	57	80	46	37-0	20	26	11	185	92.5
HAWKS	2	480	83-163	.509	28-68	.412	22-34	.647	15	78	93	59	33-0	16	33	8	216	108.0

2017-2018 SEASON SERIES (1-1) ATLANTA HAWKS VS. SACRAMENTO

PLAYER	G-GS	MIN	FG-FGA	PCT	3FG-A	PCT	FT-FTA	PCT	OFF	DEF	TOT	AST	PF-DQ	STL	TO	BLK	PTS	AVG
Schroder	1-1	25	8-12	.667	2-4	.500	3-4	.750	0	0	0	8	2-0	0	5	0	21	21.0
Dedmon	2-2	50	13-19	.684	2-4	.500	5-8	.625	6	18	24	5	3-0	3	1	3	33	16.5
Taylor	2-1	48	11-16	.688	4-7	.571	4-6	.667	0	4	4	7	1-0	3	3	0	30	15.0
Collins	1-0	22	7-9	.778	0-0	---	0-0	---	2	6	8	0	5-0	0	3	0	14	4.0
Babbitt	1-1	11	5-7	.714	3-4	.750	0-0	---	0	1	1	0	0-0	0	0	1	13	13.0
Lee	1-1	22	4-8	.500	0-1	.000	5-5	1.000	2	0	2	4	1-0	3	2	0	13	3.0
Dorsey	1-0	27	4-12	.333	3-6	.500	0-0	---	1	3	4	2	2-0	0	1	0	11	11.0
Prince	2-2	55	8-18	.444	4-10	.400	1-2	.500	0	9	9	12	5-0	5	4	1	21	10.5
Belinelli	1-0	20	4-8	.500	1-4	.250	1-1	1.000	0	2	2	5	0-0	1	0	0	10	10.0
Delaney	1-0	23	4-7	.571	2-4	.500	0-0	---	0	4	4	1	1-0	1	3	0	10	10.0
Bazemore	1-1	23	3-6	.500	0-3	.000	2-2	1.000	0	5	5	3	3-0	0	1	1	8	8.0
Muscala	1-1	24	3-9	.333	2-6	.333	0-0	---	0	4	4	1	0-0	0	2	1	8	8.0
A. White	1-0	26	2-4	.500	2-4	.500	0-2	.000	0	4	4	1	1-0	0	1	0	6	6.0
Magette	1-0	22	2-6	.333	1-2	.500	0-0	---	0	3	3	3	1-0	0	1	0	5	5.0
Cavanaugh	2-0	40	3-13	.231	2-8	.250	0-0	---	3	4	7	5	5-0	0	0	1	8	4.0
Plumlee	1-0	22	2-5	.400	0-0	---	0-2	.000	0	4	4	0	2-0	0	3	0	4	4.0
Ilyasova	1-0	18	0-4	.000	0-1	.000	1-2	.500	1	7	8	2	1-0	0	0	0	1	1.0
HAWKS	2	480	83-163	.509	28-68	.412	22-34	.647	15	78	93	59	33-0	16	33	8	216	108.0
KINGS	2	480	74-181	.409	16-49	.327	21-29	.724	23	57	80	46	37-0	20	26	11	185	92.5

ATLANTA HAWKS

DOMINIQUE WILKINS

KINGS VS HAWKS

DATE	W/L	H/A	SCORE	+/-
1/14/86	L	A	104-115	-11
2/13/86	L	H	114-123	-9
11/30/86	L	H	109-113	-4
12/12/86	L	A	120-130	-10
12/13/87	L	H	100-106	-6
2/16/87	W	A	118-115	+3
12/6/88	L	A	113-123	-10
3/16/89	L	H	103-119	-16
12/19/89	L	A	112-115	-3
1/16/90	W	H	108-91	+17
11/6/90	L	H	85-102	-17
2/25/91	L	A	88-96	-8
11/14/91	W	H	98-96	+2
11/20/91	L	A	104-116	-12
1/25/93	L	A	106-117	-11
2/11/93	W	H	116-105	+11
11/16/93	L	A	95-118	-23
3/31/94	L	H	102-106	-4
11/12/94	W	H	105-97	+8
2/27/95	L	A	99-118	-19
11/19/95	L	H	94-108	-14
1/9/96	L	A	88-104	-16
11/7/96	L	H	87-91	-4
3/29/97	L	A	74-88	-14
11/14/97	L	A	103-104	-1
12/14/97	L	H	89-93	-4
12/2/99	L	A	100-110	-10
2/23/00	L	H	94-100	-6
12/12/00	L	A	99-107	-8
2/20/01	W	H	94-80	+14
2/19/02	W	H	99-79	+20
3/31/02	W	A	92-91	+1
11/10/02	W	H	105-97	+8
1/24/03	L	A	104-115	-11
12/19/03	W	A	98-86	+12
1/6/04	W	H	105-89	+16
1/7/05	W	A	100-97	+3
2/22/05	W	H	114-104	+10
2/12/06	W	H	109-84	+25
3/3/06	W	A	102-93	+9
12/10/06	W	H	117-92	+25
3/19/07	L	A	76-99	-23
2/20/08	W	H	119-107	+12
2/27/08	L	A	117-123	-6
2/18/09	L	H	100-105	-5
3/17/09	L	A	97-119	-22
11/4/09	L	H	105-113	-8
1/20/10	L	A	97-108	-11
1/4/11	L	H	102-108	-6
1/17/11	L	A	98-100	-2
3/11/12	L	H	99-106	-7
11/16/12	L	H	96-112	-16
2/22/13	L	A	108-122	-14
11/5/13	L	H	100-105	-5
12/18/13	L	A	107-124	-17
3/9/15	L	A	105-130	-25
3/16/15	L	H	103-110	-7
11/18/15	L	A	97-103	-6
1/21/16	W	H	91-88	+3
11/31/16	L	A	95-106	-11
2/10/17	W	H	108-107	1
11/15/17	L	A	80-126	-46
3/22/18	W	H	105-90	+15

	OVR	HM	RD	NTL
49-68	99-90			
68-69	2-4	1-1	1-2	0-1
69-70	3-3	1-0	1-1	1-2
70-71	4-2	3-0	1-2	
71-72	3-3	2-1	1-2	
72-73	2-2	2-0	0-2	
73-74	3-1	1-1	2-0	
74-75	2-2	1-1	1-1	
75-76	2-2	2-0	0-2	
76-77	2-1	0-1	2-0	
77-78	1-2	1-1	0-1	
78-79	2-2	2-0	0-2	
79-80	2-0	1-0	1-0	
80-81	1-1	1-0	0-1	
81-82	1-1	1-0	0-1	
82-83	2-0	1-0	1-0	
83-84	2-0	1-0	1-0	
84-85	2-0	1-0	1-0	
85-86	0-2	0-1	0-1	
86-87	0-2	0-1	0-1	
87-88	1-1	0-1	1-0	
88-89	0-2	0-1	0-1	
89-90	1-1	1-0	0-1	
90-91	0-2	0-1	0-1	
91-92	1-1	1-0	0-1	
92-93	1-1	1-0	0-1	
93-94	0-2	0-1	0-1	
94-95	1-1	1-0	0-1	
95-96	0-2	0-1	0-1	
96-97	0-2	0-1	0-1	
97-98	0-2	0-1	0-1	
98-99	0-0	0-0	0-0	
99-00	0-2	0-1	0-1	
00-01	1-1	1-0	0-1	
01-02	2-0	1-0	1-0	
02-03	1-1	1-0	0-1	
03-04	2-0	1-0	1-0	
04-05	2-0	1-0	1-0	
05-06	2-0	1-0	1-0	
06-07	1-1	1-0	0-1	
07-08	1-1	1-0	0-1	
08-09	0-2	0-1	0-1	
09-10	0-2	0-1	0-1	
10-11	0-2	0-1	0-1	
11-12	0-1	0-1	0-0	
12-13	0-2	0-1	0-1	
13-14	0-2	0-1	0-1	
14-15	0-2	0-1	0-1	
15-16	1-1	1-0	0-1	
16-17	1-1	1-0	0-1	
17-18	1-1	1-0	0-1	

BOSTON CELTICS

226 Causeway Street, 4th Floor
Boston, MA 02114
Phone: (617) 854-8000
www.celtics.com

COLORS:

HOME COURT (CAPACITY):
TD Garden (18,624) - opened 1995
FOUNDED: 1946-47, Boston Celtics

HEAD COACH: Brad Stevens (College - DePauw)
ASSISTANT COACHES:
Jamie Young (College - Blackburn College)
Jay Larranaga (College - Bowling Green State)
Micah Shrewsberry (College - Hanover)
Jerome Allen (College – Pennsylvania)
Scott Morrison (College - University of Prince Edward Island)
STRENGTH-AND-CONDITIONING COACH:
Bryan Doo (College - Messiah)

MANAGING PARTNER, GOVERNOR & CHIEF EXECUTIVE OFFICER: Wyc Grousbeck
PRESIDENT OF BASKETBALL OPERATIONS:
Danny Ainge
RADIO: CBS Radio Boston, Sean Grande, Cedric Maxwell
TV: Comcast SportsNet (cable), Mike Gorman, Tom Heinsohn, Brian Scalabrine, Abby Chin

NBA TITLES WON: 17, last in 2007-08

ALL-TIME NBA RECORD: 3329-2313 (.590)

2017-18 RECORD: 55-27 (2nd in Atlantic)

2017-18 PLAYOFF RESULTS: Won 4-3 over Milwaukee in First Round; Won 4-1 over Philadelphia in Eastern Conference Semi-Finals; Lost 3-4 to Cleveland in Eastern Conference Finals

ALL-TIME SERIES (68 YEARS)

	OVERALL	HOME	ROAD	NTL
Sac-Era	26-38	19-12	6-25	0-1
All-Time	116-183			

CURRENT STREAKS

	OVERALL	HOME	ROAD
Kings	L2	L1	L10

2018-19 SERIES SCHEDULE

DATE	SITE	TIME (PST)
3/6	Golden 1 Center	7:00 p.m.
3/14	TD Garden	4:30 p.m.

2017-18 VS. CELTICS (0-2)

DATE	SITE	RESULT
11/1	TD Garden	L, 86-113
3/25	Golden 1 Center	L, 93-104

SERIES FACTS
Last Home Win: 2/8/17 (108-92)
Last Road Win: 1/19/07 (96-91)
Last Home Loss: 3/25/18 (93-104)
Last Road Loss: 11/1/17 (86-113)
Biggest Win: 32 (95-63) vs. Bos., 11/13/48
Biggest Loss: 45 (63-108) vs. Bos., 12/28/08

2017-2018 SEASON SERIES (0-2) SACRAMENTO KINGS VS. BOSTON

PLAYER	G-GS	MIN	FG-FGA	PCT	3FG-A	PCT	FT-FTA	PCT	OFF	DEF	TOT	AST	PF-DQ	STL	TO	BLK	PTS	AVG
Hield	2-0	52	15-27	.556	5-11	.455	3-3	1.000	1	12	13	3	5-0	6	9	0	38	19.0
Randolph	1-1	23	7-14	.500	1-2	.500	1-1	1.000	2	3	5	2	1-0	0	1	1	16	16.0
Labissiere	2-1	46	9-20	.450	2-6	.333	2-2	1.000	3	3	6	5	1-0	1	1	1	22	11.0
Hill	1-1	23	4-8	.500	2-3	.667	0-0	---	0	0	0	2	2-0	1	1	0	10	10.0
Fox	2-1	55	7-18	.389	1-3	.333	2-3	.667	0	3	3	7	4-0	1	5	0	17	8.5
Cauley-Stein	2-2	52	5-18	.278	0-0	---	6-6	1.000	3	6	9	6	4-0	0	4	1	16	8.0
Koufos	2-0	46	7-7	1.000	0-0	---	0-0	---	3	9	12	2	3-0	2	1	1	14	7.0
Mason	2-0	29	6-11	.545	0-1	.000	0-0	---	0	3	3	7	3-0	0	2	0	12	6.0
Richardson	1-0	8	2-3	.667	1-1	1.000	1-1	1.000	0	0	0	0	1-0	0	0	0	6	6.0
Bogdanovic	2-2	53	4-17	.235	0-8	.000	2-2	1.000	1	2	3	4	3-0	4	0	1	10	5.0
Jackson	2-1	42	4-9	.444	0-4	.000	1-2	.500	1	1	2	2	2-0	0	1	0	9	4.5
Shumpert (TOT)	1-0	13	2-3	.667	0-0	---	0-0	---	1	1	2	0	3-0	1	1	0	4	4.0
Carter	2-0	31	2-6	.333	1-5	.200	2-2	1.000	0	3	3	0	3-0	1	3	1	7	3.5
Temple	1-1	20	1-5	.200	0-2	.000	0-0	---	0	1	1	2	2-0	1	1	0	2	2.0
KINGS	2	480	73-163	.448	13-46	.283	20-22	.909	14	46	60	42	34-0	17	29	6	179	89.5
CELTICS	2	480	80-154	.519	29-63	.460	28-36	.778	19	68	87	53	30-0	19	34	5	217	108.5

2017-2018 SEASON SERIES (2-0) BOSTON CELTICS VS. SACRAMENTO

PLAYER	G-GS	MIN	FG-FGA	PCT	3FG-FGA	PCT	FT-FTA	PCT	OFF	DEF	TOT	AST	PF-DQ	STL	TO	BLK	PTS	AVG
Rozier	2-1	55	16-25	.640	10-19	.526	3-3	1.000	0	7	7	6	3-0	7	2	0	45	22.5
Irving	1-1	27	8-17	.471	4-9	.444	2-2	1.000	0	0	0	5	1-0	4	1	0	22	22.0
Brown	2-2	50	13-18	.722	6-9	.667	9-11	.818	0	8	8	2	5-0	1	5	1	41	20.5
Tatum	2-2	54	10-17	.588	1-4	.250	3-4	.750	1	10	11	3	2-0	2	5	0	24	12.0
Horford	2-2	57	9-16	.563	2-5	.400	1-2	.500	0	12	12	14	2-0	1	5	2	21	10.5
Ojeleye	2-0	50	6-12	.500	5-9	.556	3-6	.500	2	2	4	0	4-0	0	1	0	20	10.0
Theis	1-0	18	4-7	.571	0-0	---	2-2	1.000	4	6	10	0	4-0	0	0	1	10	10.0
Baynes	2-2	47	5-10	.500	0-0	---	0-0	---	4	10	14	4	4-0	0	2	0	10	5.0
Monroe (TOT)	1-0	20	2-10	.200	0-0	---	0-0	---	1	7	8	2	0-0	0	2	0	4	4.0
Monroe (BOS)	1-0	20	2-10	.200	0-0	---	0-0	---	1	7	8	2	0-0	0	2	0	4	4.0
Nader	2-0	25	3-8	.375	1-2	.500	0-0	---	1	1	2	1	1-0	2	4	1	7	3.5
Larkin	2-0	26	2-5	.400	0-2	.000	2-2	1.000	1	4	5	6	1-0	1	1	0	6	3.0
Yabusele	2-0	16	2-6	.333	0-3	.000	1-2	.500	3	0	3	2	0-0	0	0	0	5	2.5
Smart	1-0	26	0-3	.000	0-1	.000	2-2	1.000	1	1	2	8	3-0	1	2	0	2	2.0
Allen	1-0	0	0-0	---	0-0	---	0-0	---	0	0	0	0	0-0	0	0	0	0	0.0
Bird	1-0	9	0-0	---	0-0	---	0-0	---	1	0	1	0	0-0	0	0	0	0	0.0
CELTICS	2	480	80-154	.519	29-63	.460	28-36	.778	19	68	87	53	30-0	19	34	5	217	108.5
KINGS	2	480	73-163	.448	13-46	.283	20-22	.909	14	46	60	42	34-0	17	29	6	179	89.5

BOSTON CELTICS

BILL RUSSELL

KINGS VS CELTICS

DATE	W/L	H/A	SCORE	+/-
12/11/85	L	A	101-118	-17
2/11/86	W	H	105-100	+5
12/29/86	L	H	102-119	-17
1/9/87	L	A	99-109	-10
12/27/87	L	H	102-114	-12
1/15/88	L	A	86-122	-36
1/27/89	L	A	116-128	-12
2/22/89	L	H	91-99	-8
12/27/89	L	H	112-115OT	-3
2/4/90	L	A	89-121	-32
11/23/90	L	A	105-115	-10
3/12/91	L	H	95-110	-15
11/12/91	L	H	103-126	-23
1/6/92	L	A	108-110	-2
12/27/92	W	H	118-102	+16
3/29/93	L	A	89-110	-21
12/8/93	L	A	115-129	-14
2/22/94	W	H	95-93	+2
1/15/95	L	A	97-87	-1
2/14/95	W	H	108-101	+7
1/10/96	L	A	104-113	-9
2/16/96	L	H	102-130	-28
12/28/96	W	H	126-96	+30
2/26/97	W	A	111-105	+6
2/17/98	W	H	102-99	+3
2/25/98	L	A	94-111	-17
2/16/99	W	H	101-98	+3
12/28/99	W	H	114-101	+13
1/7/00	L	A	93-101	-8
12/15/00	W	A	104-81	+23
1/17/01	W	H	111-106	+5
12/30/01	W	H	109-94	+15
2/6/02	W	A	102-85	+17
2/20/03	W	H	105-83	+22
4/4/03	W	A	93-92	+1
11/9/03	L	A	82-91	-9
2/17/04	W	H	127-111	+16
12/5/04	W	H	119-105	+14
2/13/05	W	A	104-100	+4
12/30/05	W	H	116-112	+4
1/27/06	L	A	74-84	-10
1/19/07	W	A	96-91	+5
2/20/07	W	H	104-101	+3
12/12/07	L	A	78-90	-12
12/26/07	L	H	69-89	-20
12/28/08	L	H	63-108	-45
1/28/09	L	A	100-119	-19
2/16/10	L	H	92-95	-3
3/26/10	L	A	86-94	-8
1/12/11	L	A	95-119	-24
2/1/11	L	H	90-95	-5
3/16/12	W	H	120-95	+25
12/30/12	W	H	118-96	+22
1/30/13	L	A	81-99	-18
2/7/14	L	A	89-99	-10
2/22/14	W	H	105-98	+7
12/31/14	L	A	84-106	-22
2/20/15	W	H	109-101	+8
12/3/15	L	N*	97-114	-17
2/7/16	L	A	119-128	-9
12/2/16	L	A	92-97	-5
2/8/17	W	H	108-92	+16
11/1/17	L	A	86-113	-27
3/25/18	L	H	93-104	-11

* Mexico City (SAC was home team)

	OVR	HM	RD	NTL
48-72	75-120			
72-73	1-3	0-2	1-1	
73-74	1-3	1-1	0-2	
74-75	2-2	1-1	1-1	
75-76	2-2	2-0	0-2	
76-77	1-3	1-1	0-2	
77-78	2-2	2-0	0-2	
78-79	3-1	1-1	2-0	
79-80	1-1	1-0	0-1	
80-81	1-1	1-0	0-1	
81-82	0-2	0-1	0-1	
82-83	1-1	1-0	0-1	
83-84	0-2	0-1	0-1	
84-85	0-2	0-1	0-1	
85-86	1-1	1-0	0-1	
86-87	0-2	0-1	0-1	
87-88	0-2	0-1	0-1	
88-89	0-2	0-1	0-1	
89-90	0-2	0-1	0-1	
90-91	0-2	0-1	0-1	
91-92	0-2	0-1	0-1	
92-93	1-1	1-0	0-1	
93-94	1-1	1-0	0-1	
94-95	1-1	1-0	0-1	
95-96	0-2	0-1	0-1	
96-97	2-0	1-0	1-0	
97-98	1-1	1-0	0-1	
98-99	1-0	1-0	0-0	
99-00	1-1	1-0	0-1	
00-01	2-0	1-0	1-0	
01-02	2-0	1-0	1-0	
02-03	2-0	1-0	1-0	
03-04	1-1	1-0	0-1	
04-05	2-0	1-0	1-0	
05-06	1-1	1-0	0-1	
06-07	2-0	1-0	1-0	
07-08	0-2	0-1	0-1	
08-09	0-2	0-1	0-1	
09-10	0-2	0-1	0-1	
10-11	0-2	0-1	0-1	
11-12	1-0	1-0	0-0	
12-13	1-1	1-0	0-1	
13-14	1-1	1-0	0-1	
14-15	1-1	1-0	0-1	
15-16	0-2		0-1	0-1
16-17	1-1	1-0	0-1	
17-18	0-2	0-1	0-1	

BROOKLYN NETS

168 39th St, 7th Floor, Brooklyn, NY 11232
Phone: (718) 933-3000
www.brooklynnets.com

COLORS:

Nets Black

Nets White

HOME COURT (CAPACITY): Barclays Center (17,732) - opened 2012

FOUNDED: 1967-68, New Jersey Americans; 1968-69, New York Nets; 1977-78, New Jersey Nets, Former member of ABA; 2012-13, Brooklyn Nets

HEAD COACH: Kenny Atkinson (College - Richmond)
ASSISTANT COACHES:
Jacque Vaughn (College - Kansas)
Chris Fleming (College - Richmond)
Bret Brielmaier (College - Arizona)
ASSISTANT COACH/DIRECTOR OF PLAYER DEVELOPMENT: Adam Harrington (College - Auburn)
ASSISTANT COACH: Jordan Ott (College - Penn State)
ASSISTANT PLAYER DEVELOPMENT COACH:
Travon Bryant (College - Missouri)
ASSISTANT COACH: Pablo Prigioni
DIRECTOR OF HUMAN PERFORMANCE:
Zach Weatherford (College - Arkansas)
DIRECTOR OF SPORTS SCIENCE:
Dan Meehan (College - Middle Tennessee State)
DIRECTOR OF SPORTS MEDICINE:
Les Gelis (College - La Trobe)
HEAD ATHLETIC TRAINER:
Sebastien Poirier (College - UMass Lowell)
DIRECTOR OF PERFORMANCE REHABILITATION:
Stefania Rizzo (College - University of Western Ontario)
STRENGTH AND CONDITIONING COACH:
Daniel Liburd (College - Canisius)

PRINCIPAL OWNER: Mikhail Prokhorov
CHAIRMAN OF THE BOARD OF DIRECTORS:
Dmitry Razumov
PRESIDENT, ONEXIM SPORTS & ENTERTAINMENT HOLDING USA, INC.: Maureen Hanlon
CHIEF EXECUTIVE OFFICER: Brett Yormark
GENERAL MANAGER: Sean Marks

NBA TITLES WON: None

ALL-TIME NBA RECORD: 1408-1988 (.415)

2017-18 RECORD: 28-54 (5th in Atlantic)

2017-18 PLAYOFF RESULTS: Did not qualify

ALL-TIME SERIES (41 YEARS)

	OVERALL	HOME	ROAD
Sac-Era	31-32	22-10	9-22
All-Time	49-38	33-12	16-27

CURRENT STREAKS

	OVERALL	HOME	ROAD
Kings	W2	W1	W2

2018-19 SERIES SCHEDULE

DATE	SITE	TIME (PST)
1/24	Barclays Center	12:30 p.m.
3/19	Golden 1 Center	7:00 p.m.

2017-18 VS. CELTICS (0-2)

DATE	SITE	RESULT
12/20	Barclays Center	W, 104-99
3/1	Golden 1 Center	W^{OT}, 116-111

SERIES FACTS
Last Home Win: 3/1/18 (116-111)
Last Road Win: 12/20/17 (104-99)
Last Home Loss: 3/1/17 (100-109)
Last Road Loss: 2/5/16 (119-128)
Biggest Win: 36 (118-82) @ NJ, 1/9/03
Biggest Loss: 34 (83-117) @ NJ, 2/4/02

2017-2018 SEASON SERIES (2-0) SACRAMENTO KINGS VS. BROOKLYN

PLAYER	G-GS	MIN	FG-FGA	PCT	3FG-A	PCT	FT-FTA	PCT	OFF	DEF	TOT	AST	PF-DQ	STL	TO	BLK	PTS	AVG
Hill	1-1	35	7-9	.778	4-4	1.000	4-4	1.000	2	5	7	4	3-0	0	3	0	22	22.0
Fox	1-1	36	10-17	.588	1-2	.500	0-0	---	0	2	2	1	2-0	2	5	3	21	21.0
Randolph	1-1	26	8-11	.727	1-3	.333	4-4	1.000	2	6	8	3	3-0	0	3	1	21	21.0
Bogdanovic	2-2	71	15-27	.556	2-6	.333	5-7	.714	0	9	9	5	4-0	2	1	0	37	18.5
Cauley-Stein	2-2	65	12-23	.522	0-0	---	6-8	.750	4	12	16	9	5-0	0	3	1	30	15.0
Hield	2-0	50	7-20	.350	1-4	.250	3-3	1.000	0	6	6	5	2-0	3	1	0	18	9.0
Koufos	2-0	42	9-17	.529	0-0	---	0-0	---	8	11	19	6	2-0	2	3	2	18	9.0
Labissiere	2-1	43	7-16	.438	0-1	.000	4-5	.800	4	6	10	2	3-0	2	2	1	18	9.0
Temple	2-1	57	6-12	.500	2-6	.333	0-0	---	0	5	5	1	3-0	3	1	1	14	7.0
Jackson	2-1	44	5-7	.714	1-2	.500	1-1	1.000	0	5	5	0	3-0	1	4	0	12	6.0
Shumpert (TOT)	1-0	18	3-5	.600	0-2	.000	0-0	---	0	3	3	0	0-0	0	0	0	6	6.0
Mason	2-0	35	4-20	.200	1-5	.200	0-0	---	4	1	5	1	2-0	4	1	1	9	4.5
KINGS	2	505	90-179	.503	13-33	.394	27-32	.844	24	68	92	37	32-0	19	29	10	220	110.0
NETS	2	505	72-178	.404	32-88	.364	34-40	.850	30	59	89	42	33-0	15	33	11	210	105.0

2017-2018 SEASON SERIES (0-2) BROOKLYN NETS VS. SACRAMENTO

PLAYER	G-GS	MIN	FG-FGA	PCT	3FG-A	PCT	FT-FTA	PCT	OFF	DEF	TOT	AST	PF-DQ	STL	TO	BLK	PTS	AVG
Carroll	2-2	59	12-21	.571	5-11	.455	8-8	1.000	7	10	17	5	5-0	1	3	2	37	18.5
Crabbe	2-2	68	11-34	.324	8-23	.348	0-0	---	1	7	8	2	4-0	4	0	0	30	15.0
Russell	1-1	38	5-15	.333	5-12	.417	0-0	---	0	2	2	11	1-0	1	5	1	15	15.0
Harris	2-0	50	9-18	.500	5-9	.556	2-2	1.000	2	3	5	5	0-0	1	2	0	25	12.5
Dinwiddie	2-2	68	8-25	.320	2-16	.125	6-7	.857	1	8	9	9	6-0	3	2	0	24	12.0
Hollis-Jefferson	2-1	58	7-15	.467	0-0	---	7-9	.778	5	10	15	3	4-0	1	5	0	21	10.5
LeVert	2-0	47	7-21	.333	3-8	.375	2-3	.667	3	1	4	6	1-0	1	3	2	19	9.5
Allen	2-1	54	6-12	.500	0-0	---	3-4	.750	8	9	17	0	5-0	1	8	6	15	7.5
Acy	1-0	19	2-7	.286	2-5	.400	1-2	.500	1	2	3	1	3-0	0	1	0	7	7.0
Zeller	1-1	21	2-3	.667	1-1	1.000	2-2	1.000	1	2	3	0	2-0	0	1	0	7	7.0
Cunningham (TOT)	4-2	90	8-19	.421	3-9	.333	4-7	.571	4	10	14	2	5-0	4	2	1	23	5.8
Cunningham (BRK)	1-0	21	2-5	.400	0-1	.000	3-3	1.000	1	5	6	0	2-0	2	1	0	7	7.0
Stauskas (TOT)	1-0	3	1-2	.500	1-2	.500	0-0	---	0	0	0	0	0-0	0	0	0	3	3.0
Stauskas (BRK)	1-0	3	1-2	.500	1-2	.500	0-0	---	0	0	0	0	0-0	0	0	0	3	3.0
NETS	2	505	72-178	.404	32-88	.364	34-40	.850	30	59	89	42	33-0	15	33	11	210	105.0
KINGS	2	505	90-179	.503	13-33	.394	27-32	.844	24	68	92	37	32-0	19	29	10	220	110.0

BROOKLYN NETS



DARRYL DAWKINS

KINGS VS NETS

DATE	W/L	H/A	SCORE	+/-
11/24/85	L	H	103-118	-15
12/10/85	L	A	100-106	-6
12/9/86	W	A	120-107	+13
1/27/87	W	H	118-115	+3
11/26/87	W	H	110-102	+8
1/14/88	L	A	87-90	-3
11/26/88	L	H	97-98	-1
1/26/89	W	A	112-109	+3
11/25/89	W	H	112-98	+14
3/5/90	L	A	111-128	-17
1/28/91	W	H	101-83	+18
2/19/91	L	A	83-97	-14
11/19/91	L	A	118-122	-4
1/28/92	W	H	124-118	+6
11/28/92	L	H	89-94	-5
12/20/92	W	A	98-104	-6
11/14/93	L	A	102-132	-30
3/16/94	W	H	132-111	+21
11/23/94	L	H	98-103	-5
12/3/94	W	A	94-89	+5
11/11/95	L	A	84-86	-2
11/26/95	W	H	99-92	+7
2/25/97	L	A	90-97	-7
3/3/97	W	H	108-95	+13
11/30/97	L	H	73-87	-14
2/26/98	L	A	99-102	-3
11/23/99	W	H	105-92	+13
12/6/99	L	A	95-109	-14
12/17/00	W	A	95-79	+16
1/23/01	W	H	130-104	+26
11/24/01	W	H	98-97	+1
2/04/02	L	A	83-117	-34
1/09/03	W	A	118-82	+36
1/21/03	W	H	109-102	+7
11/30/03	W	H	105-92	+13
3/16/04	L	A	77-94	-17
1/25/05	W	H	113-93	+20
2/16/05	L	A	85-96	-11
11/23/05	W	H	114-105	+9
3/6/06	W	AW09-84		+25
1/22/07	W	H	88-87	+1
2/23/07	L	A	96-109	-13
12/18/07	W	A	106-101	+5
1/22/08	W	H	128-94	+34
11/26/08	L	H	114-116OT	-2
1/5/09	L	A	90-98	-8
11/27/09	W	H	109-96	+13
3/24/10	L	A	79-93	-14
10/29/10	L	A	100-106	-6
11/19/10	W	H	86-81	+5
3/31/12	L	H	99-111	-12
11/18/12	L	H	90-99	-9
1/5/13	L	A	93-113	-20
11/13/13	W	H	107-86	+21
3/9/14	L	A	89-104	-15
12/29/14	L	A	99-107	-8
1/21/15	L	H	100-103	-3
11/13/15	W	H	111-109	+2
2/5/16	L	A	119-128	-9
11/27/16	W	A	122-105	+17
3/1/17	L	H	100-109	-9
12/20/17	W	A	104-99	+5
3/1/18	W	H	116-111OT	+5

	OVR	HM	RD
76-77	4-0	2-0	2-0
77-78	2-2	1-1	1-1
78-79	3-1	2-0	1-1
79-80	1-1	1-0	0-1
80-81	2-0	1-0	1-0
81-82	1-1	1-0	0-1
82-83	1-1	1-0	0-1
83-84	2-0	1-0	1-0
84-85	2-0	1-0	1-0
85-86	0-2	0-1	0-1
86-87	2-0	1-0	1-0
87-88	1-1	1-0	0-1
88-89	1-1	0-1	1-0
89-90	1-1	1-0	0-1
90-91	1-1	1-0	0-1
91-92	1-1	1-0	0-1
92-93	0-2	0-1	0-1
93-94	1-1	1-0	0-1
94-95	1-1	0-1	1-0
95-96	1-1	1-0	0-1
96-97	1-1	1-0	0-1
97-98	0-2	0-1	0-1
98-99	0-0	0-0	0-0
99-00	1-1	1-0	0-1
00-01	2-0	1-0	1-0
01-02	1-1	1-0	0-1
02-03	2-0	1-0	1-0
03-04	1-1	1-0	0-1
04-05	1-1	1-0	0-1
05-06	2-0	1-0	1-0
06-07	1-1	1-0	0-1
07-08	2-0	1-0	1-0
08-09	0-2	0-1	0-1
09-10	1-1	1-0	0-1
10-11	1-1	1-0	0-1
11-12	0-1	0-1	0-0
12-13	0-2	0-1	0-1
13-14	1-1	1-0	0-1
14-15	0-2	0-1	0-1
15-16	1-1	1-0	0-1
16-17	1-1	0-1	1-0
17-18	2-0	1-0	1-0

CHARLOTTE HORNETS

333 East Trade Street
Charlotte, NC 28202
Phone: (704) 688-8600
www.hornets.com

COLORS:

Hornets Dk Purple | Hornets Teal | Hornets Gray

HOME COURT (CAPACITY): Spectrum Center (19,077) - opened 2005

FOUNDED: Founded: 1989-99 expansion team, 2002-03 New Orleans Hornets; 2004-05 expansion team, Charlotte Bobcats; 2014-15 Charlotte Hornets

HEAD COACH: James Borrego (College - San Diego)
ASSISTANT COACHES:
Jay Triano (College - St. Anselm)
Chad Iske (College - Kansas)
Jay Hernandez (College - Hofstra)
Ronald Nored (College - Butler)
Dutch Gaitley (College - Temple)
Nate Mitchell (College - Fresno State)

DIRECTOR OF HEALTHCARE & SPORTS PERFORMANCE/HEAD ATHLETIC TRAINER:
Joe Sharpe (College - Old Dominion)

ASSOCIATE HEAD ATHLETIC TRAINER:
Quinton Sawyer (College - North Carolina)

CHAIRMAN: Michael Jordan

VICE CHAIRMAN: Curtis Polk

PRESIDENT OF BASKETBALL OPERATIONS & GM:
Mitch Kupchak

ASSISTANT GENERAL MANAGER: Buzz Peterson

RADIO: WFNZ 610 AM, Chris Kroeger, Matt Carroll

TV: Fox SportSouth, Eric Collins, Dell Curry, Stephanie Ready

NBA TITLES WON: None

ALL-TIME NBA RECORD: 988-1260 (.439)

2017-18 RECORD: 36-46 (3rd in Southeast)

2017-18 PLAYOFF RESULTS: Did not qualify

ALL-TIME SERIES (18 YEARS)

	OVERALL	HOME	ROAD
Sac-Era	26-30	16-12	10-18
All-Time	26-30	16-12	10-18

CURRENT STREAKS

	OVERALL	HOME	ROAD
Kings	L3	L3	L1

2018-19 SERIES SCHEDULE

DATE	SITE	TIME (PST)
1/12	Golden 1 Center	7:00 p.m.
1/17	Spectrum Center	4:00 p.m.

2017-18 VS. CELTICS (0-2)

DATE	SITE	RESULT
1/2	Golden 1 Center	L, 111-131
1/22	Spectrum Center	L, 107-112

SERIES FACTS
Last Home Win: 3/20/15 (101-91)
Last Road Win: 1/28/17 (109-106)
Last Home Loss: 1/22/18 (107-112)
Last Road Loss: 11/23/15 (122-127)OT
Biggest Win: 36 (119-83) vs. Cha., 3/3/13
Biggest Loss: 42 (59-101) @ Cha., 1/10/91

2017-2018 SEASON SERIES (0-2) SACRAMENTO KINGS VS. CHARLOTTE

PLAYER	G-GS	MIN	FG-FGA	PCT	3FG-A	PCT	FT-FTA	PCT	OFF	DEF	TOT	AST	PF-DQ	STL	TO	BLK	PTS	AVG
Randolph	1-1	25	11-18	.611	0-3	.000	2-2	1.000	4	6	10	0	2-0	0	1	0	24	24.0
Labissiere	2-1	58	17-29	.586	1-3	.333	5-6	.833	8	11	19	2	5-0	0	4	1	40	20.0
Fox	2-2	64	11-25	.440	2-7	.286	9-13	.692	1	5	6	11	5-0	2	4	0	33	16.5
Hield	2-0	51	8-17	.471	6-9	.667	2-2	1.000	0	7	7	4	6-0	0	2	0	24	12.0
Bogdanovic	2-1	52	8-18	.444	2-6	.333	3-3	1.000	0	4	4	12	8-0	1	3	0	21	10.5
Koufos	2-1	30	10-14	.714	0-0	---	0-0	---	6	3	9	1	1-0	3	1	0	20	10.0
Cauley-Stein	2-1	60	8-27	.296	0-1	.000	3-6	.500	4	14	18	5	2-0	2	2	1	19	9.5
Hill	2-1	47	5-9	.556	3-4	.750	1-1	1.000	0	1	1	7	4-0	1	5	1	14	7.0
Carter	1-1	19	2-3	.667	2-3	.667	0-0	---	0	3	3	1	1-0	0	0	2	6	6.0
Temple	1-1	22	2-5	.400	1-2	.500	0-0	---	0	0	0	4	2-0	0	0	0	5	5.0
Papagiannis	2-0	20	4-10	.400	0-0	---	0-0	---	2	5	7	0	3-0	0	0	0	8	4.0
Jackson	2-0	26	2-8	.250	0-1	.000	0-0	---	0	3	3	2	2-0	0	0	0	4	2.0
Richardson	1-0	6	0-1	.000	0-0	---	0-0	---	1	1	2	0	0-0	0	0	0	0	0.0
KINGS	2	480	88-184	.478	17-39	.436	25-33	.758	26	63	89	49	41-0	9	24	5	218	109.0
BOBCATS	2	480	89-175	.509	31-72	.431	34-43	.791	16	62	78	47	28-0	11	20	13	243	121.5

2017-2018 SEASON SERIES (2-0) CHARLOTTE HORNETS VS. SACRAMENTO

PLAYER	G-GS	MIN	FG-FGA	PCT	3FG-A	PCT	FT-FTA	PCT	OFF	DEF	TOT	AST	PF-DQ	STL	TO	BLK	PTS	AVG
Walker	2-2	70	10-31	.323	6-19	.316	12-13	.923	1	9	10	19	1-0	3	6	2	38	19.0
Batum	2-2	65	14-25	.560	4-10	.400	3-4	.750	1	9	10	7	1-0	0	3	0	35	17.5
Howard	2-2	62	13-21	.619	0-0	---	8-14	.571	6	18	24	1	7-0	2	4	7	34	17.0
Lamb	2-0	50	13-23	.565	6-11	.545	2-3	.667	1	5	6	7	2-0	4	0	1	34	17.0
Williams	2-2	49	8-13	.615	5-8	.625	3-3	1.000	0	3	3	1	2-0	0	1	2	24	12.0
Kaminsky	2-0	45	7-17	.412	4-8	.500	4-4	1.000	1	3	4	5	2-0	0	2	0	22	11.0
O'Bryant	2-0	32	9-16	.563	3-7	.429	0-0	---	2	4	6	2	2-0	0	0	0	21	10.5
Kidd-Gilchrist	1-1	21	5-7	.714	0-0	---	0-0	---	1	2	3	1	1-0	0	0	0	10	10.0
Carter-Williams	2-0	32	5-8	.625	0-1	.000	2-2	1.000	2	5	7	3	5-0	0	1	1	12	6.0
Graham	2-1	38	4-9	.444	2-5	.400	0-0	---	1	3	4	1	3-0	2	1	0	10	5.0
Monk	2-0	11	1-3	.333	1-3	.333	0-0	---	0	0	0	0	1-0	0	0	0	3	1.5
Bacon	1-0	4	0-2	.000	0-0	---	0-0	---	0	1	1	0	0-0	0	0	0	0	0.0
Stone	1-0	2	0-0	---	0-0	---	0-0	---	0	0	0	0	1-0	0	0	0	0	0.0
HORNETS	2	480	89-175	.509	31-72	.431	34-43	.791	16	62	78	47	28-0	11	20	13	243	121.5
KINGS	2	480	88-184	.478	17-39	.436	25-33	.758	26	63	89	49	41-0	9	24	5	218	109.0

CHARLOTTE HORNETS



LARRY JOHNSON

KINGS VS HORNETS

DATE	W/L	H/A	SCORE	+/-
3/12/89	W	A	114-105	+9
3/20/89	L	H	110-117	-7
1/27/90	W	A	92-85	+7
3/3/90	W	A	104-103	+1
3/8/90	W	H	111-102	+9
3/31/90	L	H	103-115	-12
1/10/91	L	A	59-101	-42
2/27/91	L	H	90-96	-6
1/9/92	L	A	96-109	-13
1/18/92	W	H	119-113	+6
12/4/92	L	H	111-112	-1
1/27/93	L	A	107-117	-10
11/17/93	L	A	113-130	-17
1/13/94	W	H	115-104	+11
2/22/95	L	A	89-100	-11
3/5/95	W	H	88-80	+8
2/8/96	L	A	105-115	-10
3/29/96	W	H	107-101OT	+6
1/12/97	L	H	93-97	-4
2/6/97	L	A	100-115	-15
12/2/97	L	A	102-121	-19
1/4/98	W	H	106-90	+16
2/19/99	W	H	106-95	+11
1/25/00	W	A	110-99	+11
3/8/00	W	H	105-92	+13
12/13/00	L	A	90-101	-11
12/28/00	W	H	91-87	+4
3/8/02	W	H	99-87	+12
3/29/02	W	A	92-87	+5
12/7/04	W	H	109-92	+17
3/1/05	L	A	87-94	-7
11/29/05	W	H	110-92	+18
12/19/05	L	A	103-106OT	-3
2/28/07	W	H	135-120	+15
3/14/07	L	A	108-111	-3
1/30/08	W	H	105-91	+14
2/22/08	W	A	116-115OT	+1
2/25/09	L	H	91-98	-7
3/18/09	L	A	88-104	-16
1/18/10	L	A	103-105	-2
1/30/10	L	H	96-103	-7
1/25/11	L	H	89-94	-5
2/25/11	L	A	98-110	-12
4/22/12	W	A	114-88	+26
1/19/13	W	A	97-93	+4
3/3/13	W	H	119-83	+36
12/17/13	L	A	87-95	-8
1/4/14	L	H	103-113	-10
3/11/15	W	A	113-106	+7
3/20/15	W	H	101-91	+10
11/23/15	L	A	122-127OT	-5
1/25/16	L	H	128-129 2OT	-1
1/28/17	W	A	109-106	+3
2/25/17	L	H	85-99	-14
1/2/18	L	H	111-131	-20
1/22/18	L	A	107-112	-5

	OVR	HM	RD
88-89	1-1	0-1	1-0
89-90	3-1	1-1	2-0
90-91	0-2	0-1	0-1
91-92	1-1	1-0	0-1
92-93	0-2	0-1	0-1
93-94	1-1	1-0	0-1
94-95	1-1	1-0	0-1
95-96	1-1	1-0	0-1
96-97	0-2	0-1	0-1
97-98	1-1	1-0	0-1
98-99	1-0	1-0	0-0
99-00	2-0	1-0	1-0
00-01	1-1	1-0	0-1
01-02	2-0	1-0	1-0
04-05	1-1	1-0	0-1
05-06	1-1	1-0	0-1
06-07	1-1	1-0	0-1
07-08	2-0	1-0	1-0
08-09	0-2	0-1	0-1
09-10	0-2	0-1	0-1
10-11	0-2	0-1	0-1
11-12	1-0	0-0	1-0
12-13	2-0	1-0	1-0
13-14	0-2	0-1	0-1
14-15	2-0	1-0	1-0
15-16	0-2	0-1	0-1
16-17	1-1	0-1	1-0
17-18	0-2	0-1	0-1

CHICAGO BULLS

1901 West Madison Street
Chicago, IL 60612
Phone: (312) 455-4000
www.bulls.com

COLORS:



HOME COURT (CAPACITY):
Spectrum Center (19,077) - opened 2005

FOUNDED: 1966-67, Chicago Bulls

HEAD COACH: Fred Hoiberg (College - Iowa State)
ASSOCIATE HEAD COACH: Jim Boylen (College - Maine)
ASSISTANT COACHES:
Pete Myers (College - Arkansas-Little Rock)
Randy Brown (College - New Mexico State)
Nate Loenser (College - Iowa State)
DIRECTOR OF PLAYER DEVELOPMENT:
Shawn Respert (College - Michigan State)
DIRECTOR OF SPORTS PERFORMANCE:
Chip Schaefer (College - Utah)
HEAD ATHLETIC TRAINER:
Jeff Tanaka (College - Cal Poly San Luis Obispo)
HEAD STRENGTH COACH:
Matt Johnson (College - Wisconsin-La Crosse)

CHAIRMAN: Jerry Reinsdorf
PRESIDENT AND CHIEF OPERATING OFFICER:
Michael Reinsdorf
EXECUTIVE VICE PRESIDENT-BASKETBALL OPERATIONS: John Paxson
GENERAL MANAGER: Gar Forman
ASSISTANT GENERAL MANAGER: Brian Hagen
ASSISTANT GENERAL MANAGER: Steve Weinman
RADIO: WSCR (670 AM), Chuck Swirsky, Bill Wennington
RADIO (SPANISH): Univision Deportes Radio (1200 AM), Omar Ramos, Hector Lozano
TV: WGN (Ch. 9), NBC Sports Chicago (cable), Neil Funk, Stacey King

NBA TITLES WON: 6, last 1997-98

ALL-TIME NBA RECORD: 2183-2032 (.518)

2017-18 RECORD: 27-55 (5th in Central)

2017-18 PLAYOFF RESULTS: Did not qualify

ALL-TIME SERIES (51 YEARS)

	OVERALL	HOME	ROAD
Sac-Era	30-34	17-15	13-19
All-Time	77-81	44-29	30-47

CURRENT STREAKS

	OVERALL	HOME	ROAD
Kings	W2	W1	W1

2018-19 SERIES SCHEDULE

DATE	SITE	TIME (PST)
12/10	United Center	5:00 p.m.
3/17	Golden 1 Center	3:00 p.m.

2017-18 VS. BULLS (2-0)

DATE	SITE	RESULT
12/1	United Center	W, 107-106
2/5	Golden 1 Center	W, 104-98

SERIES FACTS
Last Home Win: 2/5/18 (104-98)
Last Road Win: 12/1/17 (107-106)
Last Home Loss: 2/6/17 (99-102)
Last Road Loss: 1/21/17 (107-112)
Biggest Win: 42 (121-79) vs. Chi., 3/13/13
Biggest Loss: 47 (82-129) @ Chi., 2/22/91

2017-2018 SEASON SERIES (2-0) SACRAMENTO KINGS VS. CHICAGO

PLAYER	G-GS	MIN	FG-FGA	PCT	3FG-FGA	PCT	FT-FTA	PCT	OFF	DEF	TOT	AST	PF-DQ	STL	TO	BLK	PTS	AVG
Randolph	2-2	60	17-32	.531	0-6	.000	2-2	1.000	4	18	22	7	1-0	1	2	3	36	18.0
Bogdanovic	2-1	61	9-21	.429	4-9	.444	12-15	.800	0	7	7	8	0-0	3	3	0	34	17.0
Temple	2-1	64	9-17	.529	4-8	.500	3-3	1.000	1	5	6	6	3-0	2	3	1	25	12.5
Hill	2-1	51	8-16	.500	2-6	.333	5-6	.833	3	4	7	9	4-0	2	2	0	23	11.5
Jackson	1-1	23	4-7	.571	0-3	.000	3-4	.750	0	4	4	1	1-0	1	1	0	11	11.0
Sampson	1-0	18	4-5	.800	1-1	1.000	0-0	---	2	4	6	0	2-0	0	0	1	9	9.0
Cauley-Stein	2-1	41	8-16	.500	0-0	---	1-2	.500	3	6	9	6	7-0	0	2	4	17	8.5
Fox	2-2	45	6-14	.429	0-2	.000	1-2	.500	2	5	7	4	4-0	0	4	4	13	6.5
Carter	2-0	27	5-10	.500	2-5	.400	0-0	---	0	3	3	1	5-0	0	2	0	12	6.0
Labissiere	1-1	15	3-6	.500	0-0	---	0-0	---	1	3	4	3	1-0	0	2	0	6	6.0
Hield	2-0	29	4-12	.333	3-7	.429	0-0	---	0	2	2	1	1-0	1	1	1	11	5.5
Mason	1-0	16	1-6	.167	1-3	.333	2-2	1.000	0	1	1	4	2-0	0	1	0	5	5.0
Koufos	2-0	31	4-7	.571	0-0	---	1-3	.333	1	9	10	1	1-0	0	0	1	9	4.5
KINGS	2	480	82-169	.485	17-50	.340	30-39	.769	17	71	88	51	32-0	10	23	15	211	105.5
BULLS	2	480	74-170	.435	27-72	.375	29-37	.784	17	67	84	50	37-0	14	21	3	204	102.0

2017-2018 SEASON SERIES (0-2) CHICAGO BULLS VS. SACRAMENTO

PLAYER	G-GS	MIN	FG-FGA	PCT	3FG-FGA	PCT	FT-FTA	PCT	OFF	DEF	TOT	AST	PF-DQ	STL	TO	BLK	PTS	AVG
LaVine	1-1	31	9-18	.500	4-8	.500	5-5	1.000	1	2	3	2	2-0	1	2	0	27	27.0
Portis	1-1	32	7-19	.368	2-6	.333	2-4	.500	2	12	14	4	2-0	2	1	0	18	18.0
Holiday	2-2	72	10-20	.500	7-14	.500	4-5	.800	0	8	8	6	4-0	2	0	1	31	15.5
Markkanen	1-1	28	5-13	.385	2-6	.333	2-2	1.000	0	5	5	0	4-0	1	1	0	14	14.0
Grant	2-1	63	7-17	.412	4-11	.364	8-9	.889	1	3	4	11	6-0	2	4	0	26	13.0
Zipser	2-0	55	9-24	.375	4-13	.308	2-2	1.000	2	7	9	3	5-0	1	3	2	24	12.0
Nelson (TOT)	3-0	85	12-27	.444	7-17	.412	0-0	---	0	6	6	17	5-0	0	5	1	31	10.3
Valentine	2-1	48	7-15	.467	2-8	.250	1-2	.500	1	12	13	4	5-0	1	3	0	17	8.5
Lopez	2-2	42	8-18	.444	0-0	---	0-0	---	4	2	6	5	3-0	1	0	0	16	8.0
Felicio	2-0	34	5-6	.833	0-0	---	3-5	.600	4	5	9	2	4-0	0	1	0	13	6.5
Allen (TOT)	1-0	12	3-6	.500	0-1	.000	0-0	---	0	4	4	0	3-0	2	2	0	6	6.0
Dunn	1-1	28	2-9	.222	1-3	.333	1-1	1.000	0	2	2	8	1-0	3	2	0	6	6.0
Nwaba	2-0	35	4-9	.444	0-1	.000	1-2	.500	2	8	10	5	1-0	0	1	0	9	4.5
Blakeney	1-0	5	1-2	.500	1-2	.500	0-0	---	0	0	0	0	0-0	0	2	0	3	3.0
Asik (TOT)	2-0	33	0-1	.000	0-0	---	1-4	.250	1	5	6	0	5-0	1	1	1	1	0.5
Arcidiacono	1-0	7	0-0	---	0-0	---	0-0	---	0	1	1	0	0-0	0	0	0	0	0.0
BULLS	2	480	74-170	.435	27-72	.375	29-37	.784	17	67	84	50	37-0	14	21	3	204	102.0
KINGS	2	480	82-169	.485	17-50	.340	30-39	.769	17	71	88	51	32-0	10	23	15	211	105.5

CHICAGO BULLS

MICHAEL JORDAN

KINGS VS BULLS

DATE	W/L	H/A	SCORE	+/-
12/3/85	W	H	131-118	+13
12/14/85	W	A	108-103	+5
2/16/87	W	A	124-120OT	+4
3/21/87	L	H	97-112	-15
2/1/88	W	H	97-95	+2
2/19/88	L	A	90-111	-21
11/22/88	L	H	98-114	-16
2/2/89	L	A	98-109	-11
11/14/89	L	H	94-96	-2
3/24/90	W	A	116-113	+3
2/4/91	L	H	97-108	-11
2/22/91	L	A	82-129	-47
11/30/91	L	H	102-118	-16
12/28/91	L	A	118-127	-9
2/3/93	L	H	88-107	-19
2/15/93	L	A	101-119	-8
11/21/93	W	H	103-101	+2
3/12/94	L	A	94-111	-17
1/13/95	W	A	89-79	+10
2/2/95	W	H	88-68	+20
2/1/96	L	H	85-105	-20
3/19/96	L	A	67-89	-22
1/30/97	L	H	93-111	-18
2/28/97	L	A	108-126	-18
11/23/97	L	H	88-103	-15
2/28/98	L	A	94-109	-15
1/28/00	W	A	102-90	+12
2/8/00	W	H	119-80	+39
10/31/00	W	A	100-81	+19
11/22/00	W	H	100-71	+29
11/16/01	W	H	105-71	+34
3/11/01	W	A	107-103	+4
11/19/02	W	H	111-98	+13
3/29/03	W	A	107-92	+15
11/23/03	W	H	110-99	+11
2/20/04	W	A	91-83	+8
11/16/04	W	H	113-106	+7
2/15/05	L	A	102-107	-5
2/9/06	W	H	98-80	+18
2/14/06	W	A	105-101OT	+4
11/3/06	W	A	89-88	+1
2/8/07	W	H	86-77	+9
1/5/08	L	A	93-94	-1
2/2/08	W	H	105-101	+4
1/6/09	L	A	94-99	-5
1/30/09	L	H	88-109	-21
11/17/09	L	H	87-101	-14
12/21/09	W	A	102-98	+4
11/27/10	L	H	85-96	-11
3/21/11	L	A	92-132	-40
12/29/11	L	H	98-108	-10
2/14/12	L	A	115-121	-6
10/31/12	L	A	87-93	-6
3/13/13	W	H	121-79	+42
2/3/14	W	H	99-70	+29
3/15/14	L	A	87-94	-7
11/20/14	W	H	103-88	+15
2/10/15	L	A	86-104	-18
2/3/16	L	H	102-107	-5
3/21/16	L	A	102-109	-7
1/21/17	L	A	99-102	-3
2/6/17	L	H	107-112	-5
12/1/17	W	A	107-106	-1
2/5/18	W	H	104-98	-6

	OVR	HM	RD	NTL
66-67	4-5	2-1	2-3	0-1
67-68	2-5	1-2	1-1	0-2
68-69	5-1	2-0	2-1	1-0
69-70	3-3	2-0	0-2	1-1
70-71	0-4	0-1	0-2	0-1
71-72	1-3	1-1	0-2	
72-73	2-5	1-2	1-3	
73-74	2-5	1-3	1-2	
74-75	5-4	3-1	2-3	
75-76	6-1	4-0	2-1	
76-77	2-2	1-1	1-1	
77-78	4-0	2-0	2-0	
78-79	4-0	2-0	2-0	
79-80	3-3	2-0	0-3	1-0
80-81	0-2	0-1	0-1	
81-82	1-1	1-0	0-1	
82-83	2-0	1-0	1-0	
83-84	1-1	1-0	0-1	
84-85	0-2	0-1	0-1	
85-86	2-0	1-0	1-0	
86-87	1-1	0-1	1-0	
87-88	1-1	1-0	0-1	
88-89	0-2	0-1	0-1	
89-90	1-1	0-1	1-0	
90-91	0-2	0-1	0-1	
91-92	0-2	0-1	0-1	
92-93	0-2	0-1	0-1	
93-94	1-1	1-0	0-1	
94-95	2-0	1-0	1-0	
95-96	0-2	0-1	0-1	
96-97	0-2	0-1	0-1	
97-98	0-2	0-1	0-1	
98-99	0-0	0-0	0-0	
99-00	2-0	1-0	1-0	
00-01	2-0	1-0	1-0	
01-02	2-0	1-0	1-0	
02-03	2-0	1-0	1-0	
03-04	2-0	1-0	1-0	
04-05	1-1	1-0	0-1	
05-06	2-0	1-0	1-0	
06-07	2-0	1-0	1-0	
07-08	1-1	1-0	0-1	
08-09	0-2	0-1	0-1	
09-10	1-1	0-1	1-0	
10-11	0-2	0-1	0-1	
11-12	0-2	0-1	0-1	
12-13	1-1	1-0	0-1	
13-14	1-1	1-0	0-1	
14-15	1-1	1-0	0-1	
15-16	0-2	0-1	0-1	
16-17	0-2	0-1	0-1	
17-18	2-0	1-0	1-0	

CLEVELAND CAVALIERS

One Center Court
Cleveland, OH 44115-4001
Phone: (216) 420-2000
www.cavs.com; Twitter: @cavs;
PR Twitter: @CavsComm, @CavsNotes

COLORS:

Cavaliers Wine | Cavaliers Yellow | Cavaliers Navy | Cavaliers Black

HOME COURT (CAPACITY): Quicken Loans Arena (20,562) - opened 1994

FOUNDED: 1970-71, Cleveland Cavaliers

HEAD COACH: Tyronn Lue (College - Nebraska)
ASSOCIATE HEAD COACH: Larry Drew (College - Missouri)
ASSISTANT COACHES:
Jim Boylan (College - Marquette)
Mike Longabardi (College - Frostburg State)
James Posey (College - Xavier (Ohio))
Damon Jones (College - Houston)
Dan Geriot (College - Richmond)
DIRECTOR OF PLAYER DEVELOPMENT/ ASSISTANT COACH: Mike Gerrity (College - USC)
HEAD ATHLETIC TRAINER: Steve Spiro (College - Miami (FL))
HEAD STRENGTH-AND-CONDITIONING COACH: Derek Millender (College - South Alabama)

CHAIRMAN: Dan Gilbert
GENERAL MANAGER: Koby Altman
ASSISTANT GENERAL MANAGER: Mike Gansey
CEO: Len Komoroski
PRESIDENT, BUSINESS OPERATIONS: Nic Barlage
EVP & CHIEF COMMUNICATIONS OFFICER: Tad Carper
RADIO: WTAM (1100 AM), John Michael, Jim Chones, Mike Snyder
RADIO (SPANISH): LA MEGA (87.7 FM), Rafael Hernández Brito
TV: Fox Sports Ohio, Fred McLeod, Austin Carr

NBA TITLES WON: 1, 2016 NBA Champions

ALL-TIME NBA RECORD: 1829-2059 (.470)

2017-18 RECORD: 50-32 (1st in Central)

2017-18 PLAYOFF RESULTS: Won 4-3 over Indiana in First Round; Won 4-0 over Toronto in Eastern Conference Semifinals; Won 4-3 over Boston in Eastern Conference Finals; Lost 0-4 to Golden State in NBA Finals

ALL-TIME SERIES (47 YEARS)

	OVERALL	HOME	ROAD
Sac-Era	24-39	15-16	9-23
All-Time	58-59	36-21	21-38

CURRENT STREAKS

	OVERALL	HOME	ROAD
Kings	W1	W1	L1

2018-19 SERIES SCHEDULE

DATE	SITE	TIME (PST)
12/7	Quicken Loans Arena	4:30 p.m.
4/4	Golden 1 Center	7:00 p.m.

2017-18 VS. CAVS (1-1)

DATE	SITE	RESULT
12/6	Quicken Loans Arena	L, 95-101
12/27	Golden 1 Center	W, 109-95

SERIES FACTS
Last Home Win: 12/27/17 (109-95)
Last Road Win: 1/25/17 (116-112)
Last Home Loss: 1/13/17 (108-120)
Last Road Loss: 12/6/17 (95-101)
Biggest Win: 44 (124-80) vs. Clev., 1/12/14
Biggest Loss: 33 (91-124) @ Clev., 12/5/74

2017-2018 SEASON SERIES (1-1) SACRAMENTO KINGS VS. CLEVELAND

PLAYER	G-GS	MIN	FG-FGA	PCT	3FG-A	PCT	FT-FTA	PCT	OFF	DEF	TOT	AST	PF-DQ	STL	TO	BLK	PTS	AVG
Cauley-Stein	1-0	36	8-14	.571	0-0	---	1-2	.500	1	8	9	4	4-0	0	0	1	17	17.0
Randolph	2-2	52	12-33	.364	2-4	.500	6-7	.857	6	11	17	8	5-0	4	0	0	32	16.0
Carter	2-0	48	12-15	.800	5-7	.714	0-0	---	0	5	5	4	1-0	1	1	2	29	14.5
Hield	2-0	50	10-20	.500	4-10	.400	1-1	1.000	1	5	6	7	4-0	4	3	1	25	12.5
Bogdanovic	2-0	48	8-17	.471	4-13	.308	1-1	1.000	1	4	5	13	5-0	6	6	1	21	10.5
Hill	2-2	68	7-15	.467	2-8	.250	4-4	1.000	1	9	10	4	5-0	2	3	3	20	10.0
Mason	2-1	29	6-9	.667	1-3	.333	6-10	.600	0	4	4	3	2-0	3	4	0	19	9.5
Koufos	1-0	16	4-7	.571	0-0	---	0-0	---	2	3	5	1	1-0	0	0	0	8	8.0
Temple	2-2	47	5-17	.294	3-12	.250	1-3	.333	0	3	3	2	5-0	2	1	2	14	7.0
Fox	1-1	29	3-6	.500	0-1	.000	0-1	.000	0	1	1	2	1-0	0	4	1	6	6.0
Sampson	1-1	33	3-6	.500	0-0	---	0-0	---	4	12	16	0	3-0	1	0	0	6	6.0
Richardson	1-1	16	1-5	.200	0-3	.000	2-2	1.000	0	2	2	1	1-0	0	1	0	4	4.0
Jackson	1-0	9	1-1	1.000	1-1	1.000	0-0	---	0	2	2	1	2-0	0	0	0	3	3.0
KINGS	2	480	80-165	.485	22-62	.355	22-31	.710	16	69	85	50	39-0	23	25	11	204	102.0
CAVALIERS	2	480	69-152	.454	26-70	.371	32-46	.696	14	66	80	47	25-0	14	27	7	196	98.0

2017-2018 SEASON SERIES (1-1) CLEVELAND CAVALIERS VS. SACRAMENTO

PLAYER	G-GS	MIN	FG-FGA	PCT	3FG-A	PCT	FT-FTA	PCT	OFF	DEF	TOT	AST	PF-DQ	STL	TO	BLK	PTS	AVG
James	2-2	79	18-35	.514	5-10	.500	7-11	.636	4	17	21	23	2-0	8	11	2	48	24.0
Love	2-2	60	14-28	.500	4-14	.286	9-9	1.000	1	17	18	1	5-0	1	3	2	41	20.5
Green	2-0	50	10-17	.588	1-3	.333	4-4	1.000	3	2	5	2	2-0	0	2	1	25	12.5
Korver	2-0	46	8-18	.444	7-16	.438	1-2	.500	0	4	4	3	2-0	0	2	0	24	12.0
Smith	2-2	63	7-16	.438	7-13	.538	0-2	.000	1	10	11	4	5-0	1	1	0	21	10.5
Crowder	2-2	53	4-12	.333	0-4	.000	4-4	1.000	2	5	7	2	2-0	2	0	1	12	6.0
Frye	2-0	28	4-8	.500	2-5	.400	0-0	---	1	4	5	3	1-0	0	2	0	10	5.0
Wade	2-0	43	2-8	.250	0-1	.000	5-10	.500	1	4	5	7	1-0	1	4	1	9	4.5
Thompson	1-0	13	1-2	.500	0-0	---	0-0	---	1	1	2	0	2-0	0	0	0	2	2.0
Osman	2-0	6	1-2	.500	0-1	.000	1-2	.500	0	2	2	0	2-0	0	0	0	3	1.5
Calderon	2-2	38	0-6	.000	0-3	.000	1-2	.500	0	0	0	2	1-0	1	1	0	1	0.5
CAVALIERS	2	480	69-152	.454	26-70	.371	32-46	.696	14	66	80	47	25-0	14	27	7	196	98.0
KINGS	2	480	80-165	.485	22-62	.355	22-31	.710	16	69	85	50	39-0	23	25	11	204	102.0

CLEVELAND CAVALIERS



LENNY WILKENS

KINGS VS CAVALIERS

DATE	W/L	H/A	SCORE	+/-
11/7/85	L	H	94-95	-1
1/11/86	L	A	101-105	-4
11/11/86	W	H	119-114	+5
2/18/87	L	A	119-129	-10
12/11/87	L	H	113-115	-2
2/15/88	L	A	95-104	-9
2/3/89	L	A	94-110	-16
3/7/89	L	H	95-105	-10
12/9/89	L	H	101-108	-7
3/26/90	L	A	95-116	-21
2/20/91	L	A	104-118	-14
3/8/91	W	H	87-79	+8
2/21/92	L	A	102-119	-17
3/4/92	L	H	108-109	-1
11/15/92	W	H	109-107	+7
12/18/92	L	A	108-119	-11
1/22/94	L	H	109-119OT	-10
3/8/94	L	A	82-103	-21
11/20/94	W	H	96-88	+8
3/22/95	L	A	89-101	-12
3/17/96	L	A	84-115	-31
3/31/96	W	H	105-100OT	+5
11/24/96	L	A	74-103	-29
3/11/97	L	H	85-88	-3
1/22/98	L	A	96-112	-16
3/19/98	L	H	85-90	-5
2/19/99	W	H	106-95	+11
1/4/00	W	A	111-107	+4
1/16/00	W	H	113-102	+11
11/1/00	L	A	100-102 2OT	-2
1/10/01	W	H	108-103	+5
11/6/01	W	A	115-99	+16
1/15/02	W	H	109-102	+7
10/29/02	W	H	94-67	+27
11/26/02	W	A	91-85	+6
10/29/03	W	H	106-92	+14
1/22/04	W	A	95-99	+6
1/20/05	W	H	123-96	+27
4/1/05	W	A	128-109	+19
12/6/05	L	H	97-102	-5
3/1/06	W	A	97-90	+7
1/9/07	L	H	98-108	-10
3/13/07	L	A	100-124	-24
11/9/07	L	H	91-93	-2
1/4/08	L	A	93-97	-4
1/27/09	L	A	110-117	-7
3/13/09	L	H	123-126OT	-3
12/23/09	L	H	104-117OT	-13
3/28/10	L	A	90-97	-7
10/30/10	W	A	107-104	+3
3/16/11	L	H	93-97	-4
2/19/12	L	A	92-93	-1
1/2/13	W	A	97-94	+3
1/14/13	W	H	124-118	+6
1/12/14	W	H	124-80	+44
2/11/14	L	A	99-109	-10
1/11/15	W	H	103-84	+19
1/30/15	L	A	90-101	-11
2/8/16	L	A	100-120	-20
3/9/16	L	H	111-120	-9
1/13/17	L	H	108-120	-12
1/25/17	W	A	116-112OT	+4
12/6/17	L	H	95-101	-5
12/27/17	W	A	109-95	+14

	OVR	HM	RD	NTL
70-71	5-1	3-0	2-1	
71-72	6-2	3-0	2-2	1-0
72-73	2-2	2-0	0-2	
73-74	4-0	2-0	2-0	
74-75	2-2	2-0	0-2	
75-76	3-1	2-0	1-1	
76-77	1-3	0-2	1-1	
77-78	2-2	1-1	1-1	
78-79	3-1	2-0	1-1	
79-80	0-2	0-1	0-1	
80-81	2-0	1-0	1-0	
81-82	1-1	1-0	0-1	
82-83	1-1	1-0	0-1	
83-84	2-0	1-0	1-0	
84-85	0-2	0-1	0-1	
85-86	0-2	0-1	0-1	
86-87	1-1	1-0	0-1	
87-88	0-2	0-1	0-1	
88-89	0-2	0-1	0-1	
89-90	0-2	0-1	0-1	
90-91	1-1	1-0	0-1	
91-92	0-2	0-1	0-1	
92-93	1-1	1-0	0-1	
93-94	0-2	0-1	0-1	
94-95	1-1	1-0	0-1	
95-96	1-1	1-0	0-1	
96-97	0-2	0-1	0-1	
97-98	0-2	0-1	0-1	
98-99	0-0	0-0	0-0	
99-00	2-0	1-0	1-0	
00-01	1-1	1-0	0-1	
01-02	2-0	1-0	1-0	
02-03	2-0	1-0	1-0	
03-04	2-0	1-0	1-0	
04-05	2-0	1-0	1-0	
05-06	1-1	0-1	1-0	
06-07	0-2	0-1	0-1	
07-08	0-2	0-1	0-1	
08-09	0-2	0-1	0-1	
09-10	0-2	0-1	0-1	
10-11	1-1	0-1	1-0	
11-12	0-1	0-0	0-1	
12-13	2-0	1-0	1-0	
13-14	1-1	1-0	0-1	
14-15	1-1	1-0	0-1	
15-16	0-2	0-1	0-1	
16-17	1-1	0-1	1-0	
17-18	1-1	1-0	0-1	

DALLAS MAVERICKS

American Airlines Center
2500 Victory Avenue
Dallas, TX 75219
Phone: (214) 665-4660
www.mavs.com

COLORS:

Mavericks Lt Royal | Mavericks Navy | Mavericks Silver | Mavericks Black

HOME COURT (CAPACITY): American Airlines Center (19,200) - opened 2001

FOUNDED: 1980-81 expansion team, Dallas Mavericks

HEAD COACH: Rick Carlisle (College - Virginia)
ASSISTANT COACHES:
Stephen Silas (College - Brown)
Jamahl Mosley (College - Colorado)
Larry Shyatt (College - Wooster)
Darrell Armstrong (College - Fayetteville State (NC)
Mike Weinar (College - Florida)
ASSISTANT TO BASKETBALL STAFF/SPECIAL PROJECTS: Jenny Boucek (College - Virginia)
PLAYER DEVELOPMENT COACH:
Brad Davis (College - Maryland)
HEAD ATHLETIC TRAINER: Casey Smith (College - Arizona State)
ASSOCIATE HEAD ATHLETIC TRAINER:
Dionne Calhoun (College - San Diego State)
DIRECTOR OF ATHLETIC PERFORMANCE:
Jeremy Holsopple (College - Kentucky)

OWNER: Mark Cuban
CEO: Cynt Marshall
PRESIDENT OF BASKETBALL OPERATIONS/GM: Donn Nelson
ASSISTANT GENERAL MANAGER: Keith Grant
RADIO: ESPN Radio (103.3 FM), Chuck Cooperstein, Brad Davis
RADIO (SPANISH): KFLC (Univision 1270 AM), Victor Villalba
TV: FOX Sports Southwest (cable), Mark Followill, Derek Harper, Jeff Wade

NBA TITLES WON: 1, 2010-11

ALL-TIME NBA RECORD: 1539-1529 (.502)

2017-18 RECORD: 24-58 (4th in Southwest)

2017-18 PLAYOFF RESULTS: Did not qualify

ALL-TIME SERIES (37 YEARS)

	OVERALL	HOME	ROAD
Sac-Era	54-78	35-30	19-48
All-Time	69-93	45-34	23-58

CURRENT STREAKS

	OVERALL	HOME	ROAD
Kings	L1	L2	W2

2018-19 SERIES SCHEDULE

DATE	SITE	TIME (PST)
12/16	American Airlines Center	4:00 p.m.
3/21	Golden 1 Center	7:00 p.m.
3/26	American Airlines Center	5:30 p.m.

2017-18 VS. MAVERICKS (2-2)

DATE	SITE	RESULT
10/20	American Airlines Center	W, 93-88
2/3	Golden 1 Center	L, 99-106
2/13	American Airlines Center	W, 114-109
3/27	Golden 1 Center	L, 97-103

SERIES FACTS
Last Home Win: 4/1/17 (98-87)
Last Road Win: 2/13/18 (114-109)
Last Home Loss: 3/27/18 (97-103)
Last Road Loss: 12/18/16 (79-99)
Biggest Win: 58 (139-81) vs. Dallas, 12/29/92
Biggest Loss: 40 (71-111) @ Dallas, 11/12/88

2017-2018 SEASON SERIES (2-2) SACRAMENTO KINGS VS. DALLAS

PLAYER	G-GS	MIN	FG-FGA	PCT	3FG-A	PCT	FT-FTA	PCT	OFF	DEF	TOT	AST	PF-DQ	STL	TO	BLK	PTS	AVG
Randolph	3-3	77	21-40	.525	5-10	.500	2-4	.500	7	11	18	7	6-0	2	9	0	49	16.3
Labissiere	2-1	43	12-24	.500	0-1	.000	3-3	1.000	3	10	13	3	2-0	0	1	2	27	13.5
Hill	2-1	47	11-14	.786	3-3	1.000	0-1	.000	1	4	5	5	1-0	3	6	0	25	12.5
Bogdanovic	3-3	87	14-29	.483	5-12	.417	3-4	.750	1	8	9	12	9-0	1	4	0	36	12.0
Hield	4-1	90	18-47	.383	7-23	.304	5-5	1.000	1	11	12	6	6-0	3	3	1	48	12.0
Temple	3-0	79	13-23	.565	5-9	.556	5-6	.833	1	6	7	7	7-0	4	3	0	36	12.0
Cauley-Stein	4-4	111	20-32	.625	0-1	.000	7-12	.583	7	22	29	5	15-0	7	5	4	47	11.8
Fox	4-3	118	18-48	.375	2-10	.200	2-3	.667	1	13	14	27	10-0	5	8	1	40	10.0
Koufos	4-0	71	17-24	.708	0-0	---	3-5	.600	10	16	26	3	8-0	1	2	2	37	9.3
Mason	1-0	26	1-13	.077	0-3	.000	6-6	1.000	2	4	6	5	3-0	0	1	1	8	8.0
Jackson	4-4	103	12-28	.429	3-12	.250	1-1	1.000	4	19	23	6	3-0	1	4	1	28	7.0
Shumpert (TOT)	1-1	37	2-5	.400	0-2	.000	2-2	1.000	1	7	8	1	3-0	3	2	0	6	6.0
Carter	4-0	65	6-20	.300	5-15	.333	0-0	---	0	8	8	8	7-0	3	1	0	17	4.3
Caboclo (TOT)	1-0	12	1-2	.500	1-2	.500	0-0	---	0	1	1	1	0-0	0	1	1	3	3.0
Caboclo (SAC)	1-0	12	1-2	.500	1-2	.500	0-0	---	0	1	1	1	0-0	0	1	1	3	3.0
Sampson	3-0	31	1-5	.200	0-1	.000	0-0	---	0	1	1	3	3-0	1	1	3	2	0.7
KINGS	4	960	165-349	.473	36-102	.353	37-50	.740	38	134	172	98	80-0	31	50	16	403	100.8
MAVERICKS	4	960	146-321	.455	53-154	.344	61-83	.735	24	128	152	101	57-0	27	48	20	406	101.5

2017-2018 SEASON SERIES (2-2) DALLAS MAVERICKS VS. SACRAMENTO

PLAYER	G-GS	MIN	FG-FGA	PCT	3FG-A	PCT	FT-FTA	PCT	OFF	DEF	TOT	AST	PF-DQ	STL	TO	BLK	PTS	AVG
Barnes	4-4	137	27-58	.466	12-26	.462	14-20	.700	1	15	16	10	5-0	2	3	1	80	20.0
Smith	3-3	87	16-42	.381	5-21	.238	11-15	.733	2	7	9	14	8-0	3	11	0	48	16.0
Finney-Smith	1-0	21	5-6	.833	3-4	.750	1-2	.500	2	0	2	1	2-0	0	0	0	14	14.0
Powell	3-1	67	14-23	.609	2-4	.500	8-9	.889	8	11	19	7	2-0	1	2	0	38	12.7
Barea	3-2	83	13-39	.333	7-23	.304	0-0	---	1	6	7	34	6-0	2	8	1	33	11.0
Nowitzki	4-4	106	15-37	.405	7-22	.318	5-5	1.000	0	30	30	9	7-0	1	2	2	42	10.5
Harrison	1-1	25	3-8	.375	2-7	.286	2-2	1.000	0	5	5	0	3-0	1	1	1	10	10.0
Motley	1-0	11	4-6	.667	0-0	---	2-4	.500	1	0	1	0	3-0	0	0	0	10	10.0
McDermott (TOT)	3-0	70	12-18	.667	3-6	.500	2-3	.667	1	9	10	2	3-0	2	3	1	29	9.7
McDermott (DAL)	2-0	42	8-10	.800	3-4	.750	2-3	.667	0	8	8	1	1-0	2	1	0	21	10.5
Harris	1-0	17	4-5	.800	1-2	.500	0-0	---	1	3	4	3	0-0	1	0	0	9	9.0
Ferrell	4-0	95	10-28	.357	6-18	.333	8-11	.727	1	8	9	6	7-0	3	4	2	34	8.5
Matthews	3-3	94	9-26	.346	4-16	.250	2-2	1.000	1	5	6	7	1-0	4	6	1	24	8.0
Noel	1-1	27	3-3	1.000	0-0	---	1-2	.500	1	5	6	0	1-0	3	1	2	7	7.0
Collinsworth	2-0	45	4-7	.571	0-1	.000	1-4	.250	0	6	6	4	1-0	0	2	2	9	4.5
Mejri	4-0	53	7-12	.583	0-0	---	4-4	1.000	3	8	11	5	2-0	2	2	7	18	4.5
Clavell	1-0	10	1-3	.333	1-3	.333	0-0	---	1	1	2	0	0-0	1	0	0	3	3.0
Kleber	3-1	36	3-6	.500	0-2	.000	0-0	---	1	10	11	0	6-0	1	1	1	6	2.0
Jones (TOT)	2-0	5	0-2	.000	0-1	.000	0-0	---	0	0	0	0	2-0	0	0	0	0	0.0
Jones (DAL)	2-0	5	0-2	.000	0-1	.000	0-0	---	0	0	0	0	2-0	0	0	0	0	0.0
MAVERICKS	4	960	146-321	.455	53-154	.344	61-83	.735	24	128	152	101	57-0	27	48	20	406	101.5
KINGS	4	960	165-349	.473	36-102	.353	37-50	.740	38	134	172	98	80-0	31	50	16	403	100.8

DALLAS MAVERICKS



ROLANDO BLACKMAN

KINGS VS MAVERICKS

DATE	W/L	H/A	SCORE	+/-
11/2/85	L	A	113-119	-6
11/29/85	L	A	111-133	-22
1/21/86	W	H	119-110	+9
3/9/86	L	H	102-117	-15
3/12/86	W	A	127-120OT	+7
4/7/86	W	H	122-115	+7
11/26/86	L	A	117-129	-12
12/2/86	L	H	124-127	-3
2/12/87	W	H	129-125	+4
2/25/87	L	A	101-108	-7
3/19/87	L	H	104-105	-1
4/18/87	L	A	121-125	-4
11/21/87	L	H	96-103	-7
12/9/87	L	A	98-125	-27
12/29/87	L	A	117-126	-9
2/4/88	W	H	118-101	+17
3/2/88	L	A	90-115	-25
4/12/88	L	H	96-104	-8
11/12/88	L	A	71-111	-40
1/3/89	W	H	123-96	+27
3/18/89	W	H	100-90	+10
4/7/89	L	A	102-115	-13
11/7/89	W	H	96-94	+2
12/23/89	L	A	95-102	-7
1/26/90	L	A	93-106	-13
2/6/90	L	H	90-100	-10
12/4/90	W	H	103-83	+20
12/29/90	L	A	79-90	-11
3/18/91	L	A	86-104	-18
4/9/91	W	H	113-104	+9
12/21/91	L	A	85-109	-24
2/3/92	W	H	99-95	+4
3/20/92	W	A	125-96	+29
4/5/92	W	A	103-89	+14
12/29/92	W	A	139-81	+58
1/29/93	W	A	130-120	+10
3/13/93	W	H	122-94	+28
4/17/93	W	A	108-107OT	+1
1/2/94	W	H	119-116	+3
1/29/94	L	A	101-108	-7
4/5/94	L	H	80-88	-8
4/16/94	W	A	106-98	+8
11/7/94	L	A	94-96	-2
1/24/95	W	H	110-109 2OT	+1
1/28/95	W	A	87-84	+3
3/14/95	L	H	90-91	-1
1/23/96	L	H	109-111	-2
2/21/96	L	A	91-93	-2
4/2/96	W	A	104-97	+7
4/9/96	W	H	95-86	+9
11/2/96	W	A	107-94	+13
12/12/96	W	H	93-86	+7
2/4/97	L	A	96-104	-8
3/16/97	L	H	88-89	-1
11/18/97	W	H	102-95	+7
12/20/97	W	A	89-88	+1
1/8/98	W	A	103-92	+11
4/5/98	W	H	105-99	+6
2/27/99	L	A	90-97	-7
3/7/99	W	H	94-89	+5
3/20/99	L	A	90-104	-14
4/24/99	W	H	105-102	+3
11/19/99	W	A	103-94	+9
12/26/99	W	H	118-111	+7
3/6/99	W	H	130-109	+21
4/4/00	L	A	102-105	-3
11/12/00	W	A	109-84	+25
1/15/01	W	H	116-105	+11
4/1/01	L	H	107-119	-12
4/13/01	L	A	97-101	-4
11/29/01	W	H	110-98	+12
12/2/01	L	H	114-120OT	-6
2/23/02	L	A	97-111	-14
4/14/02	L	H	100-113	-13
1/15/03	W	H	123-94	+29
2/4/03	W	A	110-109	+1
2/27/03	W	A	126-124OT	+2
3/16/03	L	H	123-129OT	-6
12/25/03	L	H	103-111	-8
1/25/04	L	A	99-108	-9
3/11/04	W	H	120-102	+18
4/1/04	L	A	117-127	-10
11/2/04	L	A	98-107	-9
2/11/05	L	H	113-115	-2
2/24/05	L	A	113-122	-9
3/24/05	W	H	109-101	+8
12/22/05	L	H	95-105	-10
3/12/06	W	H	85-80	+5
4/4/06	L	A	101-127	-26
12/1/06	L	A	90-109	-19
12/18/06	L	H	91-109	-18
1/27/07	L	A	104-106	-2
4/3/07	L	H	93-97	-4
11/3/07	L	A	102-123	-21
1/14/08	W	H	122-120	+2
2/29/08	L	A	106-115	-9
11/29/08	L	H	78-101	23
1/11/09	W	H	102-95	+7
2/10/09	L	A	100-118	-18
2/21/09	L	A	95-116	-21
11/20/09	L	A	102-104	-2
1/2/10	L	H	91-99	-8
3/5/10	L	A	100-108	-8
4/10/10	L	H	108-126	-18
12/4/10	L	H	103-105	-2
2/9/11	L	H	100-102	-2
2/16/11	L	A	100-116	-16
1/14/12	L	A	60-99	-39
3/9/12	W	H	110-97	+13
4/10/12	L	A	100-110	-10
12/10/12	L	A	96-119	-23
1/10/13	L	H	112-117OT	-5
2/13/13	L	A	100-123	-23
4/5/13	L	H	108-117	-9
12/9/13	W	H	112-97	+15
1/31/14	L	A	103-107	-4
3/29/14	L	A	100-103	-3
4/6/14	L	H	91-93	-2
11/11/14	L	A	98-106	-8
1/13/15	L	H	104-108OT	-4
2/5/15	L	H	78-101	-23
11/30/15	W	H	112-98	+14
1/5/16	L	A	116-117 2OT	-1
3/3/16	W	A	104-101	+3
3/27/16	W	H	133-111	+22

	OVR	HM	RD
80-81	6-0	3-0	3-0
81-82	2-4	2-1	0-3
82-83	3-3	1-2	2-1
83-84	3-3	3-0	0-3
84-85	1-5	1-2	0-3
85-86	3-3	2-1	1-2
86-87	1-5	1-2	0-3
87-88	1-5	1-2	0-3
88-89	2-2	2-0	0-2
89-90	1-3	1-1	0-2
90-91	2-2	2-0	0-2
91-92	3-1	2-0	1-1
92-93	4-0	2-0	2-0
93-94	2-2	1-1	1-1
94-95	2-2	1-1	1-1
95-96	2-2	1-1	1-1
96-97	2-2	1-1	1-1
97-98	4-0	2-0	2-0
98-99	2-2	2-0	0-2
99-00	3-1	2-0	1-1
00-01	2-2	1-1	1-1
01-02	1-3	0-2	1-1
02-03	3-1	1-1	2-0
03-04	1-3	1-1	0-2
04-05	1-3	1-1	0-2
05-06	1-2	1-1	0-1
06-07	0-4	0-2	0-2
07-08	1-2	1-0	0-2
08-09	1-3	1-1	0-2
09-10	0-4	0-2	0-2
10-11	0-3	0-2	0-1
11-12	1-2	1-0	0-2
12-13	0-4	0-2	0-2
13-14	1-3	1-1	0-2
14-15	0-3	0-2	0-1
15-16	3-1	2-0	1-1
16-17	2-1	1-0	1-1
17-18	2-2	0-2	2-0

DENVER NUGGETS

Pepsi Center
1000 Chopper Circle
Denver, CO 80204
Phone: (303) 405-1100
www.nuggets.com; Twitter/Instagram: @ Nuggets; PR Twitter: @NuggetsPR

COLORS:

Nuggets Midnight Blue | Nuggets Sunshine Yellow | Nuggets Flatirons Red | Nuggets Skyline Blue

HOME COURT (CAPACITY): Pepsi Center (19,520) - opened 1999

FOUNDED: 1967-68, Denver Rockets; 1974-75, Denver Nuggets; Former member of ABA

HEAD COACH: Michael Malone (College - Loyola (MD))
ASSISTANT COACHES:
Wes Unseld Jr. (College - John Hopkins)
David Adelman (College - Portland State)
Jordi Fernandez
Bob Weiss (College - Penn State)
Ryan Bowen (College - Iowa)
Charles Klask (College - Michigan State)
DIRECTOR OF PLAYER DEVELOPMENT: John Beckett (College - Eckerd College (FLA))
PLAYER DEVELOPMENT: Stephen Graham (College - Oklahoma State)

OWNER: E. Stanley Kroenke
PRESIDENT & GOVERNOR: Josh Kroenke
PRESIDENT OF BASKETBALL OPERATIONS: Tim Connelly
GENERAL MANAGER: Arturas Karnisovas
COORDINATOR, MEDIA RELATION: Steven Blevins
DIRECTOR OF PLAYER SERVICES AND BROADCAST RELATIONS: Tim Dixon
RADIO: Altitude Radio Network (92.5 FM), Jason Kosmicki
TV: Altitude Sports & Entertainment, Chris Marlowe, Scott Hastings, Chris Dempsey, Vic Lombardi, Katy Winge

NBA TITLES WON: None

ALL-TIME NBA RECORD: 1649-1747 (.486)

2017-18 RECORD: 46-36 (5th in Northwest)

2017-18 PLAYOFF RESULTS: Did not qualify

ALL-TIME SERIES (41 YEARS)

	OVERALL	HOME	ROAD
Sac-Era	66-65	46-20	20-45
All-Time	89-90	62-28	27-63

CURRENT STREAKS

	OVERALL	HOME	ROAD
Kings	L1	W1	L3

2018-19 SERIES SCHEDULE

DATE	SITE	TIME (PST)
10/23	Pepsi Center	6:00 p.m.
1/3	Golden 1 Center	7:00 p.m.
2/13	Pepsi Center	6:00 p.m.

2017-18 VS. NUGGETS (1-3)

DATE	SITE	RESULT
10/21	Pepsi Center	L, 79-96
11/20	Golden 1 Center	L, 98-114
1/6	Golden 1 Center	W, 106-98
3/11	Pepsi Center	L, 104-130

SERIES FACTS
Last Home Win: 1/6/18 (106-98)
Last Road Win: 1/3/17 (116-110)
Last Home Loss: 11/20/17 (98-114)
Last Road Loss: 3/11/18 (104-130)
Biggest Win: 44 (146-102) vs. Den., 12/22/83
Biggest Loss: 33 (85-118) vs. Den., 12/6/08

2017-2018 SEASON SERIES (1-3) SACRAMENTO KINGS VS. DENVER

PLAYER	G-GS	MIN	FG-FGA	PCT	3FG-A	PCT	FT-FTA	PCT	OFF	DEF	TOT	AST	PF-DQ	STL	TO	BLK	PTS	AVG
Fox	4-3	127	22-42	.524	2-4	.500	14-18	.778	3	11	14	22	16-0	2	9	0	60	15.0
Hield	3-2	84	14-39	.359	6-19	.316	1-1	1.000	1	12	13	9	4-0	0	0	1	35	11.7
Randolph	3-3	68	17-39	.436	1-5	.200	0-0	---	5	15	20	6	8-0	5	6	0	35	11.7
Koufos	4-1	87	20-28	.714	0-0	---	4-4	1.000	6	18	24	2	6-0	5	0	4	44	11.0
Hill	2-2	55	7-15	.467	3-7	.429	3-3	1.000	0	3	3	3	2-0	4	3	1	20	10.0
Labissiere	3-2	53	14-30	.467	1-3	.333	1-2	.500	4	8	12	5	6-0	3	2	5	30	10.0
Mason	3-0	56	9-22	.409	2-6	.333	8-9	.889	2	5	7	9	3-0	1	3	0	28	9.3
Bogdanovic	3-1	77	9-30	.300	4-13	.308	5-6	.833	3	3	6	8	4-0	1	4	0	27	9.0
Cauley-Stein	4-2	105	14-35	.400	1-1	1.000	4-9	.444	7	18	25	6	8-0	8	1	0	33	8.3
Jackson	3-2	57	8-15	.533	3-8	.375	1-2	.500	0	2	2	0	6-0	0	2	0	20	6.7
Richardson	3-1	43	7-15	.467	4-7	.571	2-2	1.000	0	4	4	2	3-0	1	0	0	20	6.7
Caboclo (TOT)	1-0	13	1-3	.333	0-2	.000	3-4	.750	1	2	3	1	2-0	1	0	0	5	5.0
Caboclo (SAC)	1-0	13	1-3	.333	0-2	.000	3-4	.750	1	2	3	1	2-0	1	0	0	5	5.0
Carter	3-0	46	5-17	.294	2-11	.182	0-0	---	0	9	9	2	4-0	2	0	1	12	4.0
Temple	4-1	85	5-24	.208	2-12	.167	4-5	.800	1	6	7	4	9-0	3	7	2	16	4.0
Sampson	1-0	6	1-2	.500	0-0	---	0-0	---	1	0	1	0	2-0	0	0	0	2	2.0
KINGS	4	960	153-356	.430	31-98	.316	50-65	.769	34	116	150	79	83-0	36	39	14	387	96.8
NUGGETS	4	960	164-336	.488	53-133	.398	57-82	.695	48	156	204	101	66-0	17	64	15	438	109.5

2017-2018 SEASON SERIES (3-1) DENVER NUGGETS VS. SACRAMENTO

PLAYER	G-GS	MIN	FG-FGA	PCT	3FG-A	PCT	FT-FTA	PCT	OFF	DEF	TOT	AST	PF-DQ	STL	TO	BLK	PTS	AVG
G. Harris	4-4	138	30-51	.588	11-27	.407	4-6	.667	1	7	8	8	7-0	5	6	0	75	18.8
Barton	4-1	120	24-46	.522	11-20	.550	7-9	.778	2	18	20	18	8-0	2	8	0	66	16.5
Murray	4-4	110	22-51	.431	6-22	.273	8-8	1.000	2	10	12	8	10-0	1	8	2	58	14.5
Faried	2-1	42	8-17	.471	0-0	---	8-10	.800	6	9	15	1	3-0	3	1	2	24	12.0
Millsap	2-2	53	8-17	.471	2-5	.400	6-10	.600	3	15	18	6	3-0	0	3	1	24	12.0
Lyles	4-0	72	18-30	.600	5-10	.500	5-8	.625	5	20	25	4	6-0	0	4	1	46	11.5
Jokic	4-4	129	18-35	.514	6-15	.400	2-2	1.000	5	36	41	30	8-0	4	12	2	44	11.0
D. Harris (TOT)	2-0	37	8-12	.667	4-8	.500	0-1	.000	1	4	5	4	5-0	1	2	0	20	10.0
D. Harris (DEN)	1-0	20	4-7	.571	3-6	.500	0-1	.000	0	1	1	1	5-0	0	2	0	11	11.0
Chandler	3-3	83	9-23	.391	4-11	.364	6-8	.750	11	13	24	7	4-0	1	6	1	28	9.3
Plumlee	4-1	69	10-21	.476	0-0	---	7-12	.583	9	13	22	7	7-0	0	5	6	27	6.8
Mudiay	2-0	48	5-17	.294	0-4	.000	3-6	.500	0	8	8	6	5-0	0	5	0	13	6.5
Hernangomez	2-0	29	4-10	.400	2-5	.400	1-2	.500	3	1	4	0	0-0	1	0	0	11	5.5
Arthur	1-0	4	1-3	.333	1-2	.500	0-0	---	0	0	0	0	0-0	0	0	0	3	3.0
Beasley	4-0	28	3-6	.500	2-4	.500	0-0	---	1	4	5	3	0-0	0	1	0	8	2.0
Craig	1-0	10	0-2	.000	0-2	.000	0-0	---	0	1	1	0	0-0	0	0	0	0	0.0
Jefferson	1-0	5	0-0	---	0-0	---	0-0	---	0	0	0	2	0-0	0	0	0	0	0.0
Lydon	1-0	2	0-0	---	0-0	---	0-0	---	0	0	0	0	0-0	0	0	0	0	0.0
NUGGETS	4	960	164-336	.488	53-133	.398	57-82	.695	48	156	204	101	66-0	17	64	15	438	109.5
KINGS	4	960	153-356	.430	31-98	.316	50-65	.769	34	116	150	79	83-0	36	39	14	387	96.8

DENVER NUGGETS


ALEX ENGLISH

KINGS VS NUGGETS

DATE	W/L	H/A	SCORE	+/-
10/26/85	L	A	112-123	-11
11/23/85	L	A	118-122	-4
1/4/86	W	H	112-107	+5
1/28/86	W	H	125-120	+5
3/16/86	L	A	113-119	-6
3/18/86	W	H	117-113	+4
11/12/86	W	A	110-108	+2
12/16/86	L	H	119-120	-1
1/6/87	W	H	112-104	+8
1/31/87	L	A	113-142	-29
3/2/87	W	A	117-114	+3
4/16/87	W	H	123-117	+6
11/10/87	W	H	134-123	+11
11/14/87	L	A	109-130	-21
12/2/87	L	A	120-147	-27
3/7/88	W	H	116-114OT	+2
3/29/88	L	H	103-107	-4
3/31/88	L	A	111-121	-10
12/1/88	L	H	126-133OT	-7
1/16/89	L	A	110-116	-6
4/4/89	L	A	124-128	-4
4/13/89	W	H	121-112	+9
11/8/89	L	A	84-102	-18
12/15/89	L	A	112-121	-9
1/4/90	L	H	98-112	-14
4/10/90	L	H	113-121	-8
11/29/90	L	A	128-136	-8
12/26/90	L	H	112-128	-16
3/29/91	L	A	122-140	-18
4/18/91	W	H	123-104	+19
1/13/92	L	A	109-111	-2
1/21/92	W	H	94-85	+9
3/17/92	L	A	100-118	-18
4/9/92	W	H	124-107	+17
11/25/92	L	A	99-114	-15
1/5/93	W	H	126-106	+20
2/5/93	L	A	103-116	-13
4/6/93	L	H	100-101	-1
11/5/93	W	H	109-100	+9
1/8/94	L	A	98-104	-6
2/4/94	L	H	83-108	-25
3/18/94	W	A	115-103	+12
11/25/94	W	H	108-105OT	+3
3/16/95	L	A	101-123	-22
3/20/95	W	H	91-89	+2
4/23/95	L	A	89-102	-13
11/28/95	W	H	91-85	+6
1/4/96	W	H	126-96	+30
1/20/96	W	A	115-110	+5
4/15/96	W	A	90-86	+4
12/18/96	L	A	79-95	-16
1/7/97	L	H	96-109	-13
3/1/97	W	A	113-107	+6
3/5/97	W	H	105-100	+5
11/25/97	W	H	97-93	+4
2/4/98	W	A	101-99	+2
2/12/98	W	H	87-84	+3
4/9/98	L	A	103-128	-25
4/10/99	W	H	110-104	+6
4/17/99	W	H	119-97	+22
5/3/99	W	A	112-104	+8
11/14/99	W	H	126-116	+10
12/16/99	L	A	106-116	-10
2/10/00	W	H	96-84	+12
2/21/00	L	A	117-123OT	-6
1/21/01	L	A	93-106	-13
2/16/01	W	H	117-84	+33
3/9/01	W	H	110-104	+6
4/18/01	L	A	100-110	-10
11/3/01	W	A	106-94	+12
1/16/02	W	A	112-107	+5
2/1/02	W	H	132-96	+36
3/21/02	W	H	118-82	+36
12/4/02	W	A	92-90	+2
12/6/02	W	H	98-77	+21
1/4/03	W	A	87-76	+11
4/11/03	W	H	105-103	+2
11/1/03	L	A	88-109	-21
1/11/04	W	H	117-106	+11
2/8/04	W	H	115-92	+23
4/12/04	L	A	89-97	-8
11/14/04	W	H	101-89	+12
1/11/05	W	H	109-100	+9
3/26/05	L	A	99-113	-14
11/9/05	L	A	91-107	-16
11/11/05	W	H	101-85	+16
1/31/06	W	H	98-91	+7
4/15/06	W	A	100-82	+18
12/22/06	W	A	101-96	+5
2/3/07	W	H	94-87	+7
3/11/07	L	H	101-113	-12
4/4/07	L	A	115-120	-5
12/8/07	L	A	97-101	-4
12/23/07	L	H	105-106	-1
4/5/08	W	A	118-115	+3
12/6/08	L	H	85-118	-33
1/20/09	L	A	99-118	-19
3/8/09	W	H	114-106	+8
4/13/09	L	A	98-118	-20
12/28/09	W	H	106-101	+5
1/9/10	W	H	102-100	+2
2/1/10	L	A	109-112OT	-3
1/1/11	L	A	86-104	-18
1/6/11	W	H	122-102	+20
3/30/11	L	A	90-104	-14
4/1/11	L	H	90-99	-9
1/4/12	L	A	83-110	-27
1/25/12	L	H	93-122	-29
3/5/12	L	A	116-119OT	-3
12/16/12	L	H	97-122	-25
1/26/13	L	A	93-121	-28
3/5/13	L	H	113-120	-7
3/23/13	L	A	95-101	-6
10/30/13	W	H	90-88	+2
1/26/14	L	H	117-125	-8
2/23/14	W	A	109-95	+14
11/3/14	W	A	110-105	+5
11/5/14	W	H	131-109	+22
1/9/15	L	H	108-118	-10
4/12/15	L	A	111-122	-11
2/19/16	W	H	116-110	+6
2/23/16	W	A	114-110	+4
4/2/16	W	A	115-106	+9
1/3/17	W	A	120-113	+7
2/23/17	W	H	116-100	+16
3/6/17	L	H	96-108	-12
3/11/17	L	A	92-105	-13
10/21/17	L	A	79-96	-17
11/20/17	L	H	98-114	-16
1/6/18	W	H	106-98	+12
3/11/18	L	A	104-130	-26

	OVR	HM	RD
80-81	6-0	3-0	3-0
81-82	2-4	2-1	0-3
82-83	3-3	1-2	2-1
83-84	3-3	3-0	0-3
84-85	1-5	1-2	0-3
85-86	3-3	2-1	1-2
86-87	1-5	1-2	0-3
87-88	1-5	1-2	0-3
88-89	2-2	2-0	0-2
89-90	1-3	1-1	0-2
90-91	2-2	2-0	0-2
91-92	3-1	2-0	1-1
92-93	4-0	2-0	2-0
93-94	2-2	1-1	1-1
94-95	2-2	1-1	1-1
95-96	2-2	1-1	1-1
96-97	2-2	1-1	1-1
97-98	4-0	2-0	2-0
98-99	2-2	2-0	0-2
99-00	3-1	2-0	1-1
00-01	2-2	1-1	1-1
01-02	1-3	0-2	1-1
02-03	3-1	1-1	2-0
03-04	1-3	1-1	0-2
04-05	1-3	1-1	0-2
05-06	1-2	1-1	0-1
06-07	0-4	0-2	0-2
07-08	1-2	1-0	0-2
08-09	1-3	1-1	0-2
09-10	0-4	0-2	0-2
10-11	0-3	0-2	0-1
11-12	1-2	1-0	0-2
12-13	0-4	0-2	0-2
13-14	1-3	1-1	0-2
14-15	0-3	0-2	0-1
15-16	3-1	2-0	1-1
16-17	2-1	1-0	1-1
17-18	2-2	0-2	2-0

DETROIT PISTONS

The Palace of Auburn Hills
6 Championship Drive
Auburn Hills, MI 48326
Phone: (248) 377-0100
www.pistons.com

COLORS:



HOME COURT (CAPACITY): Little Caesars Arena (20,491), 2643 Park Avenue Detroit, MI 48201 - opened 2017

FOUNDED: 1948-49, Fort Wayne Pistons; 1957-58, Detroit Pistons

HEAD COACH: Dwayne Casey (College - Kentucky)
ASSISTANT COACHES:
Sidney Lowe (College - North Carolina State)
Sean Sweeney (College -St. Thomas)
Micah Nori (College - Indiana)
Corey Gaines (College - UCLA)
ASSISTANT COACH/DIRECTOR OF PLAYER DEVELOPMENT: Tim Grgurich (College - Pittsburgh)
PLAYER DEVELOPMENT COACH:
D.J. Bakker, J.D. Dubois
MEDICAL DIRECTOR:
Bernard Condevaux (College - Wayne State)
ATHLETIC TRAINER:
Jim Scholler (College - University of North Florida)
PERFORMANCE DIRECTOR:
Trent Salo (College - Calvin College)
HEAD STRENGTH & CONDITIONING COACH:
Jordan Sabourin (College - Oakland)

PRINCIPAL OWNER: Tom Gores
VICE CHAIRMAN: Arn Tellem
SENIOR ADVISOR TO OWNER: Ed Stefanski
ASSOCIATE GENERAL MANAGER: Pat Garrity
ASSISTANT GENERAL MANAGER: Sachin Gupta
ASSISTANT GENERAL MANAGER: Malik Rose
RADIO: 97.1 The Ticket, Mark Champion, Rick Mahorn, George Blaha
TV (CABLE): FS Detroit, George Blaha, Greg Kelser

NBA TITLES WON: 3, 1988-89, 1989-90, 2003-04

ALL-TIME NBA RECORD: 2379-2534 (.484)

2017-18 RECORD: 39-43 (4th in Central)

2017-18 PLAYOFF RESULTS: Did not qualify

ALL-TIME SERIES (69 YEARS)

	OVERALL	HOME	ROAD
Sac-Era	26-38	15-16	10-22
All-Time	119-135		

CURRENT STREAKS

	OVERALL	HOME	ROAD
Kings	L2	L1	L1

2018-19 SERIES SCHEDULE

DATE	SITE	TIME (PST)
1/10	Golden 1 Center	7:00 p.m.
1/17	Little Caesars	4:00 p.m.

2017-18 VS. PISTONS (0-2)

DATE	SITE	RESULT
11/4	Little Caesars Arena	L, 99-108
3/19	Golden 1 Center	L, 90-106

SERIES FACTS
Last Home Win: 1/10/17 (100-94)
Last Road Win: 1/23/17 (116-112OT)
Last Home Loss: 3/19/18 (90-106)
Last Road Loss: 11/4/17 (99-108)
Biggest Win: 34 (130-96) vs. Det., 12/31/57
Biggest Loss: 44 (100-144) @ Det., 2/18/73

2017-2018 SEASON SERIES (0-2) SACRAMENTO KINGS VS. DETROIT

PLAYER	G-GS	MIN	FG-FGA	PCT	3FG-A	PCT	FT-FTA	PCT	OFF	DEF	TOT	AST	PF-DQ	STL	TO	BLK	PTS	AVG
Hield	2-1	54	13-26	.500	4-9	.444	3-3	1.000	1	13	14	4	4-0	2	5	1	33	16.5
Fox	2-2	58	13-21	.619	0-2	.000	4-9	.444	0	3	3	8	7-0	0	6	0	30	15.0
Bogdanovic	1-1	27	6-7	.857	2-2	1.000	0-0	---	0	1	1	1	0-0	0	1	0	14	14.0
Randolph	2-2	45	10-22	.455	2-4	.500	1-1	1.000	1	5	6	7	4-0	0	4	0	23	11.5
Jackson	2-1	47	8-13	.615	2-5	.400	0-0	---	0	7	7	1	3-0	1	1	0	18	9.0
Cauley-Stein	2-2	50	8-14	.571	0-0	---	1-2	.500	1	8	9	9	6-0	2	2	0	17	8.5
Mason	2-0	37	6-17	.353	1-5	.200	1-3	.333	4	2	6	8	1-0	1	4	0	14	7.0
Temple	2-1	50	5-14	.357	2-8	.250	0-0	---	0	5	5	1	4-0	3	1	0	12	6.0
Carter	2-0	35	4-10	.400	2-7	.286	1-2	.500	1	1	2	1	4-0	3	2	1	11	5.5
Labissiere	2-0	31	4-11	.364	0-1	.000	2-2	1.000	2	5	7	1	6-0	1	3	2	10	5.0
Richardson	1-0	10	2-3	.667	1-1	1.000	0-0	---	1	0	1	1	1-0	0	0	0	5	5.0
Koufos	2-0	36	1-6	.167	0-0	---	0-0	---	0	10	10	5	4-0	0	1	0	2	1.0
Caboclo (TOT)	1-0	1	0-0	---	0-0	---	0-0	---	0	0	0	0	0-0	0	0	0	0	0.0
Caboclo (SAC)	1-0	1	0-0	---	0-0	---	0-0	---	0	0	0	0	0-0	0	0	0	0	0.0
KINGS	2	480	80-164	.488	16-44	.364	13-22	.591	11	60	71	47	44-0	13	31	4	189	94.5
PISTONS	2	480	77-158	.487	27-53	.509	33-44	.750	14	65	79	45	30-0	16	24	8	214	107.0

2017-2018 SEASON SERIES (2-0) DETROIT PISTONS VS. SACRAMENTO

PLAYER	G-GS	MIN	FG-FGA	PCT	3FG-A	PCT	FT-FTA	PCT	OFF	DEF	TOT	AST	PF-DQ	STL	TO	BLK	PTS	AVG
Bradley	1-1	33	10-15	.667	3-6	.500	1-2	.500	1	1	2	3	4-0	1	5	1	24	24.0
Griffin (TOT)	4-4	136	30-65	.462	8-23	.348	20-21	.952	8	21	29	27	5-0	2	12	1	88	22.0
Griffin (DET)	1-1	36	9-18	.500	3-5	.600	5-6	.833	1	8	9	7	0-0	0	1	1	26	26.0
Harris	1-1	35	7-14	.500	4-7	.571	2-2	1.000	1	4	5	5	1-0	1	2	1	20	20.0
Jackson	1-1	28	3-10	.300	2-4	.500	7-8	.875	0	0	0	7	1-0	2	3	0	15	15.0
Smith	2-1	54	12-23	.522	2-3	.667	2-2	1.000	0	7	7	4	3-0	3	1	1	28	14.0
Tolliver	2-0	48	6-12	.500	5-9	.556	5-8	.625	2	5	7	2	6-0	2	2	0	22	11.0
Nelson (TOT)	3-0	85	12-27	.444	7-17	.412	0-0	---	0	6	6	17	5-0	0	5	1	31	10.3
Drummond	2-2	67	9-17	.529	0-0	---	2-6	.333	7	28	35	6	7-0	3	5	4	20	10.0
S. Johnson	2-2	48	6-11	.545	3-5	.600	4-4	1.000	0	6	6	2	1-0	3	1	0	19	9.5
Bullock	2-1	51	7-15	.467	3-6	.500	1-2	.500	0	0	0	2	0-0	0	0	0	18	9.0
Ennis (TOT)	2-0	30	3-7	.429	1-4	.250	7-7	1.000	3	6	9	2	1-0	1	0	1	14	7.0
Ennis (DET)	1-0	13	0-3	.000	0-2	.000	4-4	1.000	1	2	3	2	1-0	0	0	0	4	4.0
Kennard	2-0	37	5-12	.417	2-5	.400	0-0	---	0	1	1	2	0-0	1	2	0	12	6.0
Reed (TOT)	4-1	47	10-11	.909	0-0	---	4-6	.667	4	15	19	2	1-0	4	0	4	24	6.0
Buycks	1-0	14	2-4	.500	0-0	---	0-0	---	1	2	3	0	1-0	0	1	0	4	4.0
Galloway	1-0	7	1-2	.500	0-1	.000	0-0	---	0	0	0	1	0-0	0	0	0	2	2.0
Moreland	1-0	9	0-2	.000	0-0	---	0-0	---	0	1	1	2	5-0	0	0	0	0	0.0
PISTONS	2	480	77-158	.487	27-53	.509	33-44	.750	14	65	79	45	30-0	16	24	8	214	107.0
KINGS	2	480	80-164	.488	16-44	.364	13-22	.591	11	60	71	47	44-0	13	31	4	189	94.5

DETROIT PISTONS

ISIAH THOMAS

KINGS VS PISTONS

DATE	W/L	H/A	SCORE	+/-
12/7/85	W	A	122-112	+10
12/17/85	W	H	132-121	+11
12/10/86	L	A	101-108	-7
1/24/87	W	H	138-113	+25
2/23/88	L	H	105-121	-16
3/14/88	L	A	97-109	-12
1/29/89	L	A	97-122	-25
2/16/89	L	H	84-95	-11
11/28/89	L	H	81-93	-12
3/6/90	L	A	91-101	-10
11/25/90	L	A	92-105	-13
12/8/90	L	H	93-104	-11
1/8/92	L	A	95-114	-19
3/14/92	L	H	83-89	-6
3/16/93	L	H	110-113	-3
4/2/93	L	A	100-109	-9
12/30/93	L	A	97-91	+6
3/14/94	L	H	102-108	-6
1/5/95	W	H	94-88	+6
2/20/95	L	A	93-99	-6
2/3/96	W	A	94-85	+9
2/26/96	L	H	78-93	-15
12/1/96	L	A	66-95	-29
1/22/97	W	H	97-92	+5
2/23/98	L	A	85-111	-26
3/4/98	W	H	109-89	+20
2/2/00	W	A	113-110	+3
3/24/00	W	H	113-103	+10
11/3/00	W	A	100-93	+7
3/22/01	W	H	103-98	+5
12/18/01	W	H	102-98	+4
4/3/02	W	A	107-86	+21
2/25/03	W	H	81-75	+6
3/30/03	L	A	88-99	-11
11/11/03	W	H	97-91	+6
2/11/04	W	A	96-94	+2
3/6/05	W	H	100-85	+15
3/30/05	L	A	82-99	-17
11/8/05	L	H	88-102	-14
12/14/05	L	A	98-109	-11
11/8/06	W	H	99-86	+13
1/20/07	L	A	74-91	-17
11/18/07	W	H	105-95	+10
1/18/08	W	A	100-93	+7
11/11/08	L	H	92-100	-8
1/2/09	L	A	92-98	-6
2/10/10	W	A	103-97	+6
2/23/10	L	H	89-101	-12
11/14/10	L	H	94-100	-6
1/15/11	L	A	106-110	-4
2/17/12	L	A	108-114	-6
3/14/12	L	H	112-124	-12
11/7/12	W	H	105-103	+2
1/1/13	L	A	97-103	-6
11/15/13	L	H	90-97	-7
3/11/14	L	A	89-99	-10
12/13/14	L	H	90-95	-5
1/4/15	L	A	95-114	-19
11/11/15	W	H	101-92	+9
3/18/16	L	A	108-115	-7
1/10/17	W	H	100-94	+6
1/23/17	W	A	109-104	+5
11/4/17	L	A	99-108	-9
3/19/18	L	H	90-106	-16

	OVR	HM	RD
48-72	68-71		
72-73	3-3	3-0	0-3
73-74	2-4	2-1	0-3
74-75	6-2	4-0	2-2
75-76	2-5	2-2	0-3
76-77	0-4	0-2	0-2
77-78	3-1	2-0	1-1
78-79	2-2	2-0	0-2
79-80	2-0	1-0	1-0
80-81	1-1	1-0	0-1
81-82	0-2	0-1	0-1
82-83	2-0	1-0	1-0
83-84	1-1	1-0	0-1
84-85	1-1	1-0	0-1
85-86	2-0	1-0	1-0
86-87	1-1	1-0	0-1
87-88	0-2	0-1	0-1
88-89	0-2	0-1	0-1
89-90	0-2	0-1	0-1
90-91	0-2	0-1	0-1
91-92	0-2	0-1	0-1
92-93	0-2	0-1	0-1
93-94	1-1	0-1	1-0
94-95	1-1	1-0	0-1
95-96	1-1	0-1	1-0
96-97	1-1	1-0	0-1
97-98	1-1	1-0	0-1
98-99	0-0	0-0	0-0
99-00	2-0	1-0	1-0
00-01	2-0	1-0	1-0
01-02	2-0	1-0	1-0
02-03	1-1	1-0	0-1
03-04	2-0	1-0	1-0
04-05	1-1	1-0	0-1
05-06	0-2	0-1	0-1
06-07	1-1	1-0	0-1
07-08	2-0	1-0	1-0
08-09	0-2	0-1	0-1
09-10	1-1	0-1	1-0
10-11	0-2	0-1	0-1
11-12	0-2	0-1	0-1
12-13	1-1	1-0	0-1
13-14	0-2	0-1	0-1
14-15	0-2	0-1	0-1
15-16	1-1	1-0	0-1
16-17	2-0	1-0	1-0
17-18	0-2	0-1	0-1

GOLDEN STATE WARRIORS

1011 Broadway
Oakland, CA 94607
Phone: (510) 986-2200
www.warriors.com

COLORS:

HOME COURT (CAPACITY):
Home Court (capacity): ORACLE Arena (19,596) - opened 1997

FOUNDED: 1946-47, Philadelphia Warriors; 1962-63, San Francisco Warriors; 1971-72, Golden State Warriors

HEAD COACH: Steve Kerr (College - Arizona)
ASSISTANT COACHES: Ron Adams (College - Fresno Pacific)
Mike Brown (College - San Diego)
Jarron Collins (College - Stanford)
Bruce Fraser (College - Arizona)
ASSISTANT COACH/DIRECTOR OF PLAYER DEVELOPMENT: Chris DeMarco (College - Domincan)
ASSISTANT COACH/PLAYER DEVELOPMENT: Willie Green (College - Detroit)
HEAD ATHLETIC TRAINER: Drew Yoder (College -Kansas State)

OWNER & CEO: Joe Lacob
OWNER: Peter Guber
PRESIDENT & CHIEF OPERATING OFFICER: Rick Welts
PRESIDENT, BASKETBALL OPERATIONS/GENERAL MANAGER: Bob Myers
V.P. OF GSW SPORTS VENTURES/ASSISTANT GENERAL MANAGER: Kirk Lacob
DIRECTOR OF PLAYER PERSONNEL/ASSISTANT GENERAL MANAGER: Larry Harris
DIRECTOR, PUBLICATIONS AND STATISTICAL INFORMATION: Darryl Arata
RADIO: KGMZ-FM (95.7 The Game), Tim Roye
TV: NBC Sports Bay Area (cable), Bob Fitzgerald, Jim Barnett

NBA TITLES WON: 6, 1946-47, 1955-56, 1974-75, 2014-15, 2016-17, 2017-18

ALL-TIME NBA RECORD: 2715-2923 (.482)

2017-18 RECORD: 58-24 (1st in Pacific)

2017-18 PLAYOFF RESULTS: Won 4-1 over San Antonio in First Round; Won 4-1 over New Orleans in Western Conference Semifinals; Won 4-3 over Houston in Western Conference Finals; Won 4-0 over Cleveland in NBA Finals.

ALL-TIME SERIES (69 YEARS)

	OVERALL	HOME	ROAD
Sac-Era	67-74	42-28	25-46
All-Time	188-202		

CURRENT STREAKS

	OVERALL	HOME	ROAD
Kings	L1	L2	W2

2018-19 SERIES SCHEDULE

DATE	SITE	TIME (PST)
11/24	Oracle Arena	5:30 p.m.
2/14	Golden 1 Center	7:00 p.m.
1/5	Golden 1 Center	7:00 p.m.
2/1	Oracle Arena	7:30 p.m.

2017-18 VS. WARRIORS (2-2)

DATE	SITE	RESULT
11/27	Oracle Arena	W, 110-106
2/2	Golden 1 Center	L, 104-119
3/16	Oracle Arena	W, 98-93
3/31	Golden 1 Center	L, 96-112

SERIES FACTS
Last Home Win: 2/4/17 (109-86)
Last Road Win: 3/16/18 (98-93)
Last Home Loss: 3/31/18 (96-112)
Last Road Loss: 3/24/17 (100-114)
Biggest Win: 32 (85-53) vs. Phil., 11/5/49
Biggest Loss: 62 (91-153) @ GS, 11/2/91

2017-2018 SEASON SERIES (2-2) SACRAMENTO KINGS VS. GOLDEN STATE

PLAYER	G-GS	MIN	FG-FGA	PCT	3FG-A	PCT	FT-FTA	PCT	OFF	DEF	TOT	AST	PF-DQ	STL	TO	BLK	PTS	AVG
Hield	4-0	96	22-43	.512	12-21	.571	6-8	.750	2	12	14	11	4-0	5	5	1	62	15.5
Cauley-Stein	4-3	115	24-37	.649	0-0	---	5-8	.625	10	18	28	11	9-0	4	5	6	53	13.3
Bogdanovic	4-3	100	16-34	.471	9-18	.500	6-7	.857	1	13	14	16	9-0	4	7	0	47	11.8
Randolph	3-3	70	14-33	.424	2-7	.286	4-5	.800	4	12	16	8	3-0	4	5	0	34	11.3
Fox	4-4	107	18-43	.419	0-5	.000	7-8	.875	0	10	10	20	9-0	4	8	3	43	10.8
Labissiere	3-2	70	11-27	.407	3-8	.375	7-7	1.000	3	12	15	7	10-0	0	7	4	32	10.7
Mason	3-0	66	11-24	.458	3-5	.600	5-7	.714	2	7	9	10	1-0	2	1	0	30	10.0
Jackson	3-3	77	13-29	.448	2-13	.154	1-1	1.000	0	11	11	3	4-0	1	1	0	29	9.7
Hill	2-1	52	6-11	.545	4-5	.800	0-2	.000	2	2	4	2	3-0	2	2	0	16	8.0
Temple	3-1	64	6-15	.400	4-9	.444	6-7	.857	1	3	4	5	6-0	1	3	2	22	7.3
Caboclo (TOT)	1-0	15	2-6	.333	1-3	.333	2-2	1.000	1	2	3	0	0-0	0	2	1	7	7.0
Caboclo (SAC)	1-0	15	2-6	.333	1-3	.333	2-2	1.000	1	2	3	0	0-0	0	2	1	7	7.0
Cooley	1-0	18	3-5	.600	0-0	---	1-1	1.000	3	4	7	2	3-0	1	0	0	7	7.0
Carter	3-0	52	5-16	.313	1-6	.167	3-3	1.000	2	8	10	5	2-0	5	2	1	14	4.7
Koufos	3-0	40	4-11	.364	0-0	---	1-4	.250	6	9	15	1	4-0	2	2	0	9	3.0
Sampson	2-0	16	1-9	.111	0-1	.000	1-2	.500	1	1	2	0	1-0	0	1	1	3	1.5
Papagiannis	1-0	1	0-0	---	0-0	---	0-0	---	0	0	0	0	0-0	0	0	0	0	0.0
KINGS	4	960	156-343	.455	41-101	.406	55-72	.764	38	124	162	101	68-0	35	58	19	408	102.0
WARRIORS	4	960	159-324	.491	54-122	.443	58-76	.763	31	138	169	105	73-0	36	63	20	430	107.5

2017-2018 SEASON SERIES (2-2) GOLDEN STATE WARRIORS VS. SACRAMENTO

PLAYER	G-GS	MIN	FG-FGA	PCT	3FG-A	PCT	FT-FTA	PCT	OFF	DEF	TOT	AST	PF-DQ	STL	TO	BLK	PTS	AVG
Durant	2-2	67	20-33	.606	8-12	.667	12-14	.857	1	13	14	11	3-0	0	6	1	60	30.0
Curry	1-1	36	7-17	.412	3-10	.300	6-6	1.000	1	4	5	6	3-0	2	6	0	23	23.0
Thompson	3-3	100	25-51	.490	12-27	.444	4-6	.667	2	11	13	6	9-0	2	6	1	66	22.0
Green	4-4	140	16-43	.372	7-22	.318	10-12	.833	0	32	32	28	11-0	8	13	4	49	12.3
Cook	3-2	69	14-23	.609	7-13	.538	0-0	---	0	8	8	7	5-0	4	1	0	35	11.7
Iguodala	2-1	57	8-15	.533	3-5	.600	3-7	.429	2	5	7	5	2-0	1	3	0	22	11.0
Young	4-1	85	14-34	.412	11-25	.440	3-3	1.000	1	3	4	1	7-0	0	5	0	42	10.5
McCaw	3-1	77	8-16	.500	2-7	.286	5-5	1.000	0	8	8	10	2-0	9	5	2	23	7.7
West	3-0	47	9-19	.474	0-0	---	3-5	.600	2	8	10	5	5-0	3	3	2	21	7.0
Livingston	3-0	52	9-15	.600	0-0	---	2-3	.667	1	3	4	8	9-0	1	0	1	20	6.7
Casspi	3-1	46	8-14	.571	1-1	1.000	0-1	.000	1	8	9	2	5-0	1	2	0	17	5.7
Pachulia	3-3	53	6-16	.375	0-0	---	3-4	.750	10	13	23	5	5-0	2	5	1	15	5.0
Looney	4-0	59	5-10	.500	0-0	---	6-8	.750	4	10	14	3	1-0	2	2	2	16	4.0
McGee	4-1	40	6-12	.500	0-0	---	1-2	.500	2	5	7	5	3-0	1	1	4	13	3.3
Bell	3-0	26	3-4	.750	0-0	---	0-0	---	3	6	9	3	3-0	0	2	2	6	2.0
Jones	2-0	6	1-2	.500	0-0	---	0-0	---	1	1	2	0	0-0	0	0	0	2	1.0
WARRIORS	4	960	159-324	.491	54-122	.443	58-76	.763	31	138	169	105	73-0	36	63	20	430	107.5
KINGS	4	960	156-343	.455	41-101	.406	55-72	.764	38	124	162	101	68-0	35	58	19	408	102.0

GOLDEN STATE WARRIORS

RICK BARRY

KINGS VS WARRIORS

DATE	W/L	H/A	SCORE	+/-
11/10/85	L	A	111-117	-6
11/14/85	W	H	112-103	+9
12/26/85	L	A	121-131	-10
1/17/86	W	A	125-111	+14
2/23/86	W	H	127-124	+3
11/28/86	L	H	97-103	-6
1/2/87	L	A	109-115	-6
1/20/87	W	H	123-114	+9
3/10/87	L	A	114-125	-11
4/11/87	L	H	118-124OT	-6
11/6/87	W	H	134-106	+28
2/9/88	L	A	99-117	-18
3/23/88	L	A	118-126	-8
4/10/88	W	H	121-115	+7
4/22/88	W	A	117-109	+8
1/21/89	L	H	111-136	-25
2/9/89	W	H	142-117	+25
3/4/89	L	A	143-155	-12
3/5/89	W	H	110-96	+14
4/15/89	W	A	114-110	+4
11/22/89	L	A	109-133	-24
12/8/89	W	A	126-121	+5
12/12/89	L	H	103-118	-15
1/24/90	W	H	129-99	+30
3/11/90	L	A	116-123	-7
11/17/90	L	A	111-112	-1
1/3/91	W	H	131-113	+18
3/5/91	W	H	100-92	+8
3/10/91	L	A	87-97	-10
4/6/91	W	H	119-108	+11
11/2/91	L	A	91-153	-62
12/7/91	L	A	120-124	-4
3/2/92	L	H	98-118	-20
3/31/92	L	H	136-148 2OT	-12
4/3/92	L	A	116-124OT	-8
12/12/92	L	H	120-124	-4
1/18/93	W	A	111-107	+4
2/13/93	L	H	110-111	-1
3/19/93	L	H	101-113	-12
4/21/93	L	A	105-132	-27
12/17/93	L	H	94-109	-15
1/4/94	L	A	112-115	-3
2/15/94	L	A	113-123	-10
4/21/94	L	A	96-121	-25
4/24/94	W	H	105-97	+8
12/10/94	W	H	106-94	+12
12/13/94	W	A	112-107	+5
1/19/95	W	H	112-103	+9
3/17/95	W	H	128-110	+18
4/20/95	W	A	112-98	+14
1/6/96	W	H	115-106	+9
1/26/96	L	A	118-124	-6
3/10/96	W	A	96-95	+1
4/21/96	W	H	107-100	+7
2/16/97	W	H	105-85	+2
3/9/97	L	A	98-102	-4
4/11/97	W	H	97-87	+10
4/19/97	W	A	122-120OT	+2
12/7/97	W	H	99-84	+15
12/13/97	L	A	91-95OT	-4
2/13/98	W	A	109-92	+17
3/9/98	L	H	88-93	-5
3/15/99	W	A	111-105	+6
4/21/99	W	H	103-94	+9
4/26/99	L	A	89-114	-25
11/26/99	W	H	124-95	+29
12/20/99	L	A	99-111	-12
1/15/00	W	A	114-99	+15
4/13/00	W	H	130-107	+23
11/8/00	W	H	115-84	+31
11/10/00	W	A	114-107OT	+7
1/30/01	W	H	105-79	+26
2/28/01	W	A	122-101	+21
1/18/02	W	H	121-97	+24
3/1/02	W	A	116-108	+8
4/10/02	W	A	118-116	+2
4/16/02	W	H	120-106	+14
11/13/02	W	A	104-93	+11
12/22/02	W	H	103-88	+15
1/20/03	W	A	102-80	+22
3/18/03	W	H	117-91	+26
11/16/03	W	H	106-104	+2
12/26/03	L	A	91-98	-7
3/9/04	W	H	96-92	+4
4/14/04	L	A	91-97	-6
12/26/04	L	H	94-98	-4
2/2/05	W	A	111-107OT	+4
3/17/05	L	A	97-100	-3
3/20/05	L	H	94-104	-10
11/30/05	L	A	106-113	-7
2/21/06	W	H	102-77	+25
3/26/06	L	H	83-90	-7
3/31/06	W	A	96-93	+3
11/18/06	L	A	105-117	-12
12/12/06	L	A	113-126	-13
12/30/06	W	H	119-96	+23
4/13/07	L	H	108-125	-17
11/28/07	L	H	96-103	-7
2/9/08	L	A	102-105	-3
3/18/08	W	H	122-105	+17
4/8/08	L	A	132-140	-8
11/9/08	W	H	115-98	+17
1/14/09	W	A	135-133 3OT	+2
4/1/09	L	A	141-143 3OT	-2
4/5/09	L	H	100-105	-5
11/8/09	W	H	120-107	+13
1/8/10	L	A	101-108	-7
1/26/10	W	H	99-96	+3
2/17/10	L	A	98-130	-32
12/21/10	L	H	109-117OT	-8
1/21/11	L	A	112-119OT	-7
3/14/11	W	H	129-119	+10
4/10/11	W	A	104-103	+1
1/31/12	L	A	90-93	-3
2/4/12	W	H	114-106OT	+8
3/13/12	L	H	89-115	-16
3/24/12	L	A	108-111	-3
11/5/12	W	H	94-92	+2
12/19/12	W	H	131-127	+4
3/6/13	L	A	83-87	-4
3/27/13	W	A	105-98	+7
11/2/13	L	A	87-98	-11
12/1/13	L	H	113-115	-2
2/19/14	L	H	92-101	-9
4/4/14	L	A	69-102	-33
10/29/14	L	H	77-95	-18
12/22/14	L	A	108-128	-20
1/23/15	L	A	101-126	-25
2/3/15	L	H	96-121	-25
11/7/15	L	H	94-103	-9
11/28/15	L	A	101-120	-19
12/28/15	L	A	103-122	-19
1/9/16	L	H	116-128	-12
1/8/17	L	H	106-117	-11
2/4/17	W	H	109-106	+3
2/15/17	L	A	86-109	-23
3/24/17	L	A	100-114	-14

	OVR	HM	RD	NTL
48-62	52-57 (Phil. Era)			
62-63	6-3	4-0	2-2	0-1
63-64	5-4	1-2	2-2	2-0
64-65	8-2	4-1	4-1	
65-66	5-5	2-1	1-3	2-1
66-67	5-4	2-1	3-2	0-1
67-68	4-3	3-0	1-3	
68-69	3-3	1-1	2-1	0-1
69-70	2-4	0-3	2-1	
70-71	2-3	0-1	1-2	1-0
71-72	2-3	2-1	0-2	
72-73	2-4	2-1	0-3	
73-74	3-3	2-1	1-2	
74-75	2-2	2-0	0-2	
75-76	1-4	1-2	0-2	
76-77	3-1	2-0	1-1	
77-78	1-3	0-2	1-1	
78-79	2-2	1-1	1-1	
79-80	3-3	2-1	1-2	
80-81	0-5	0-3	0-2	
81-82	2-3	1-1	1-2	
82-83	4-1	2-1	2-0	
83-84	1-4	1-1	0-3	
84-85	3-2	3-0	0-2	
85-86	3-2	2-0	1-2	
86-87	1-4	1-2	0-2	
87-88	3-2	2-0	1-2	
88-89	3-2	2-1	1-1	
89-90	2-3	1-1	1-2	
90-91	3-2	3-0	0-2	
91-92	0-5	0-2	0-3	
92-93	1-4	0-3	1-1	
93-94	1-4	1-1	0-3	
94-95	5-0	3-0	2-0	
95-96	3-1	2-0	1-1	
96-97	3-1	2-0	1-1	
97-98	2-2	1-1	1-1	
98-99	2-1	1-0	1-1	
99-00	3-1	2-0	1-1	
00-01	4-0	2-0	2-0	
01-02	4-0	2-0	2-0	
02-03	4-0	2-0	2-0	
03-04	2-2	2-0	0-2	
04-05	1-3	0-2	1-1	
05-06	2-2	1-1	1-1	
06-07	1-3	1-1	0-2	
07-08	1-3	1-1	0-2	
08-09	2-2	1-1	1-1	
09-10	2-2	2-0	0-2	
10-11	2-2	1-1	1-1	
11-12	1-3	1-1	0-2	
12-13	3-1	2-0	1-1	
13-14	0-4	0-2	0-2	
14-15	0-4	0-2	0-2	
15-16	0-4	0-2	0-2	
16-17	1-3	1-1	0-2	
17-18	2-2	0-2	2-0	

HOUSTON ROCKETS

Toyota Center
1510 Polk Street
Houston, TX 77002
Phone: (713) 758-7200
www.rockets.com

COLORS:

HOME COURT (CAPACITY): Toyota Center (18,055) - opened 2003

FOUNDED: 1967-68, San Diego Rockets; 1971-72 Houston Rockets

HEAD COACH:
Mike D'Antoni (College - Marshall)
ASSISTANT COACHES:
Jeff Bzdelik (College - Illinois-Chicago)
Roy Rogers (College - Alabama)
Brett Gunning (College - Neveda-Las Vegas)
Matt Brase (College - Arizona)
HEAD ATHLETIC TRAINER:
Jason Biles (College - North Florida)

OWNER: Tilman J. Fertita
CHIEF EXECUTIVE OFFICER: Tad Brown
GENERAL MANAGER: Daryl Morey
SENIOR VICE PRESIDENT OF BASKETBALL OPERATIONS: Keith Jones
RADIO: SportsTalk (KMBE 790 AM), Craig Ackerman, Matt Thomas
RADIO (SPANISH): La Ranchere (KEYH 850 AM), Adrian Chavarria
TV: AT&T SportsNet Bill Worrell, Matt Bullard, Clyde Drexler, Craig Ackerman

NBA TITLES WON: 2, 1993-94, 1994-95

ALL-TIME NBA RECORD: 2172-1962 (.525)

2017-18 RECORD: 65-17 (1st in Southwest Division)

2017-18 PLAYOFF RESULTS: Won 4-1 over Minnesota in First Round; Won 4-1 over Utah in Western Conference Semifinals; Lost 3-4 to Golden State in Western Conference Finals

ALL-TIME SERIES (50 YEARS)

	OVERALL	HOME	ROAD
Sac-Era	43-88	29-35	14-52
All-Time	89-129	59-48	30-81

CURRENT STREAKS

	OVERALL	HOME	ROAD
Kings	W1	W1	L8

2018-19 SERIES SCHEDULE

DATE	SITE	TIME (PST)
11/17	Toyota Center	5:00 p.m.
2/6	Golden 1 Center	7:00 p.m.
4/2	Golden 1 Center	7:00 p.m.

2017-18 VS. ROCKETS (1-2)

DATE	SITE	RESULT
10/18	Golden 1 Center	L, 100-105
2/14	Toyota Center	L, 91-100
4/11	Golden 1 Center	W, 96-83

SERIES FACTS
Last Home Win: 4/11/18 (96-83)
Last Road Win: 12/31/13 (110-106)
Last Home Loss: 10/18/17 (100-105)
Last Road Loss: 2/14/18 (91-100)
Biggest Win: 36 (113-77) vs. Hou., 11/19/01
Biggest Loss: 40 (93-133) vs. Hou., 12/12/95

2017-2018 SEASON SERIES (1-2) SACRAMENTO KINGS VS. HOUSTON

PLAYER	G-GS	MIN	FG-FGA	PCT	3FG-A	PCT	FT-FTA	PCT	OFF	DEF	TOT	AST	PF-DQ	STL	TO	BLK	PTS	AVG
Cauley-Stein	3-3	90	25-43	.581	0-0	---	5-10	.500	8	21	29	10	3-0	2	3	4	55	18.3
Bogdanovic	2-2	61	13-27	.481	6-15	.400	0-0	---	0	9	9	10	5-0	4	4	0	32	16.0
Hill	1-1	33	6-11	.545	1-2	.500	3-4	.750	1	2	3	3	3-0	0	4	0	16	16.0
Hield	3-1	83	19-44	.432	7-20	.350	0-1	.000	3	11	14	10	10-0	4	4	0	45	15.0
Labissiere	1-1	33	5-9	.556	0-0	---	2-2	1.000	0	10	10	1	1-0	0	5	0	12	12.0
Fox	3-2	77	15-35	.429	2-9	.222	2-4	.500	3	11	14	12	7-0	1	10	0	34	11.3
Cooley	1-0	18	1-4	.250	0-0	---	8-10	.800	1	3	4	1	3-0	0	2	0	10	10.0
Sampson	2-2	48	8-11	.727	0-0	---	2-3	.667	2	9	11	2	2-0	1	2	2	18	9.0
Temple	2-0	60	7-19	.368	2-11	.182	2-2	1.000	1	7	8	7	6-0	4	2	0	18	9.0
Carter	3-0	63	9-16	.563	4-8	.500	2-2	1.000	0	7	7	3	1-0	0	5	0	24	8.0
Shumpert (TOT)	1-1	33	3-6	.500	1-3	.333	0-0	---	0	1	1	5	4-0	1	0	0	7	7.0
Jackson	3-3	85	7-22	.318	3-13	.231	0-0	---	1	10	11	6	4-0	0	2	3	17	5.7
Hayes (TOT)	1-0	27	2-5	.400	0-2	.000	0-0	---	1	3	4	0	2-0	1	0	1	4	4.0
Hayes (SAC)	1-0	27	2-5	.400	0-2	.000	0-0	---	1	3	4	0	2-0	1	0	1	4	4.0
Koufos	2-0	37	1-7	.143	0-0	---	0-0	---	3	11	14	2	6-0	2	2	2	2	1.0
Richardson	1-0	6	0-2	.000	0-1	.000	0-0	---	0	0	0	0	1-0	0	0	0	0	0.0
KINGS	3	720	118-255	.463	25-81	.309	26-38	.684	24	114	138	67	54-0	19	46	12	287	95.7
ROCKETS	3	720	97-248	.391	39-140	.279	55-63	.873	27	105	132	49	52-0	19	44	14	288	96.0

2017-2018 SEASON SERIES (2-1) HOUSTON ROCKETS VS. SACRAMENTO

PLAYER	G-GS	MIN	FG-FGA	PCT	3FG-A	PCT	FT-FTA	PCT	OFF	DEF	TOT	AST	PF-DQ	STL	TO	BLK	PTS	AVG
Harden	2-2	73	15-40	.375	9-29	.310	16-19	.842	2	10	12	18	3-0	4	8	1	55	27.5
Gordon	1-1	35	7-23	.304	4-13	.308	7-8	.875	1	3	4	3	2-0	0	3	0	25	25.0
Hunter	1-1	30	7-16	.438	3-11	.273	2-2	1.000	0	4	4	1	5-0	2	2	0	19	19.0
Paul	1-1	31	6-11	.545	3-7	.429	4-4	1.000	1	3	4	7	1-0	2	4	0	19	19.0
Capela	2-2	61	16-23	.696	0-0	---	3-3	1.000	7	21	28	2	4-0	4	2	3	35	17.5
Green	2-1	48	12-29	.414	7-21	.333	2-2	1.000	1	3	4	0	1-0	1	3	0	33	16.5
Anderson	2-1	46	5-16	.313	4-14	.286	4-4	1.000	2	11	13	0	1-0	0	1	0	18	9.0
Hilario	1-0	18	3-5	.600	0-0	---	3-3	1.000	1	3	4	1	2-0	1	1	0	9	9.0
A. Jackson	1-0	35	3-9	.333	1-4	.250	1-2	.500	2	1	3	1	4-0	0	1	0	8	8.0
Mbah a Moute	2-1	49	5-13	.385	1-7	.143	4-4	1.000	0	7	7	1	3-0	0	1	1	15	7.5
Tucker	3-2	90	7-18	.389	5-16	.313	0-0	---	7	12	19	3	6-0	2	5	2	19	6.3
Black	2-1	49	4-8	.500	1-2	.500	3-6	.500	2	10	12	1	9-0	1	0	2	12	6.0
Johnson (TOT)	3-1	86	6-24	.250	1-8	.125	4-4	1.000	0	8	8	7	6-0	3	4	0	17	5.7
Johnson (HOU)	2-1	60	4-19	.211	1-7	.143	4-4	1.000	0	6	6	5	5-0	1	4	0	13	6.5
Onuaku	1-0	22	2-5	.400	0-0	---	0-0	---	1	3	4	1	4-0	0	3	0	4	4.0
Ariza	1-1	32	0-6	.000	0-5	.000	2-2	1.000	0	2	2	2	1-0	0	0	0	2	2.0
Qi	1-0	32	1-5	.200	0-3	.000	0-0	---	0	3	3	1	0-0	0	1	4	2	2.0
Wright (TOT)	1-0	5	1-1	1.000	0-0	---	0-0	---	1	0	1	0	0-0	1	0	1	2	2.0
D. Jackson	1-0	10	0-2	.000	0-1	.000	0-0	---	0	3	3	2	1-0	1	2	1	0	0.0
ROCKETS	3	720	97-248	.391	39-140	.279	55-63	.873	27	105	132	49	52-0	19	44	14	288	96.0
KINGS	3	720	118-255	.463	25-81	.309	26-38	.684	24	114	138	67	54-0	19	46	12	287	95.7

HOUSTON ROCKETS



HAKEEM OLAJUWON

KINGS VS ROCKETS

DATE	W/L	H/A	SCORE	+/-
10/31/85	W	H	122-116	+6
11/30/85	L	A	114-131	-17
1/23/86	L	A	107-124	-17
1/30/86	L	H	109-111	-2
2/18/86	W	H	115-105	+10
3/6/86	L	A	105-116	-11
11/4/86	L	H	84-100	-16
11/8/86	L	A	90-102	-12
12/13/86	L	A	106-119	-13
3/4/87	L	H	102-108OT	-6
4/4/87	W	H	120-108	+12
4/9/87	L	A	102-112	-10
11/12/87	L	H	114-116	-2
12/8/87	L	A	97-106	-9
1/19/88	W	H	107-104	+3
3/5/88	L	A	94-105	-11
3/19/88	W	H	121-104	+17
4/14/88	L	A	105-123	-18
11/13/88	L	A	127-129	-2
12/20/88	L	A	104-105	-1
1/17/89	W	H	123-109	+14
3/14/89	W	H	95-90	+5
12/22/89	L	A	92-103	-11
1/11/90	L	H	87-90	-3
3/15/90	L	H	86-92	-6
4/17/90	L	A	97-112	-15
12/1/90	L	A	93-117	-24
1/21/91	W	H	97-94	+3
3/21/91	L	A	87-98	-11
4/13/91	L	H	94-95	-1
11/16/91	L	H	93-102	-9
12/19/91	L	A	102-109	-7
3/8/92	L	H	108-109	-1
3/21/92	W	A	100-97	+3
11/17/92	L	A	109-116	-7
1/19/93	L	H	96-102	-6
3/3/93	L	H	86-89	-3
3/6/96	L	A	102-119	-17
11/26/93	L	H	89-92	-3
1/27/94	L	A	97-113	-16
3/29/94	L	H	101-122	-21
4/14/94	L	A	99-104	-5
11/15/94	L	A	99-105	-6
2/8/95	L	H	86-97	-11
4/4/95	W	H	109-105	-4
4/15/95	L	A	84-98	-14
12/12/95	L	H	93-133	-40
12/15/95	W	A	114-110	+4
2/19/96	L	A	111-118OT	-7
4/5/96	W	H	96-91	+5
11/1/96	L	A	85-96	-11
11/5/96	L	H	80-102	-22
1/16/97	L	A	80-89	-9
4/4/97	L	H	94-108	-14
11/2/97	L	H	77-93	-16
12/19/97	L	A	98-116	-18
3/14/98	L	A	86-89	-3
4/10/98	L	H	85-97	-12
2/10/99	L	A	82-92	-10
3/22/99	L	A	100-110	-10
3/28/99	L	H	93-107	-14
11/18/99	W	A	128-110	+18
11/21/99	W	H	110-105	+5
1/11/00	W	H	110-93	+17
3/2/00	L	A	99-102	-3
11/28/00	W	A	88-81	+7
12/8/00	W	H	111-98	+13
1/13/01	W	A	84-81	+3
3/20/01	W	H	125-109	+16
11/19/01	W	H	113-77	+36
11/27/01	W	A	89-84	+5
3/19/02	W	H	110-87	+23
3/28/02	W	A	101-74	+27
12/1/02	W	H	103-84	+19
12/10/02	L	A	96-103	-7
2/2/03	L	A	89-105	-16
3/23/03	W	H	109-108	+1
11/28/03	W	H	103-74	+29
1/28/04	W	A	99-94	+5
3/21/04	W	H	100-95	+5
4/4/04	W	A	99-94	+5
11/6/04	L	A	101-104OT	-3
11/23/04	W	H	102-96	+6
1/28/05	W	A	117-111OT	+6
3/13/05	L	H	96-111	-15
11/2/05	L	A	89-98	-9
12/8/05	L	H	95-106	-11
1/11/06	W	A	88-80	+8
4/9/06	W	H	86-77	+9
1/13/07	L	H	111-115OT	-4
2/13/07	L	A	104-109OT	-5
4/8/07	L	H	106-112	-6
12/1/07	W	H	107-99	+8
2/13/08	L	A	87-89	-2
3/24/08	L	A	100-108	-8
4/1/08	W	H	99-98	+1
12/19/08	L	A	96-107	-11
2/11/09	L	A	82-94	-12
4/9/09	L	H	98-115	-17
11/13/09	W	H	109-100	+9
11/21/09	L	A	106-113	-7
3/3/10	W	A	84-81	+3
4/12/10	L	H	107-117	-17
12/14/10	L	A	105-118	-13
12/19/10	L	H	93-102	-9
3/7/11	L	H	101-123	-22
4/5/11	W	A	104-101	+3
1/13/12	L	A	89-103	-14
3/26/12	L	A	106-113OT	-7
4/8/12	L	H	87-104	-17
2/10/13	W	H	117-111	+6
4/3/13	L	H	102-112	-10
4/14/13	L	A	100-121	-21
12/15/13	W	H	106-91	+15
12/31/13	W	A	110-106	+4
1/22/14	L	A	98-119	-21
2/25/14	L	H	103-129	-26
11/26/14	L	A	89-102	-13
12/11/14	L	H	109-113OT	-4
4/1/15	L	A	111-115	-4
11/6/15	L	H	110-116	-6
12/5/15	L	A	113-120	-7
12/15	W	H	107-97	+10
4/13/16	L	A	81-116	-35
11/25/16	L	H	104-117	-13
12/14/16	L	A	98-132	-34
1/31/17	W	H	83-105	-22
4/9/17	L	A	128-135	-7
10/18/17	L	H	100-105	-5
2/14/18	L	A	98-132	-9
4/11/18	W	H	96-83	+13

	OVR	HM	RD
67-68	7-0	3-0	4-0
68-69	2-4	2-1	0-3
69-70	4-2	3-0	1-2
70-71	1-3	1-1	0-2
71-72	0-4	0-2	0-2
72-73	4-0	2-0	2-0
73-74	2-2	2-0	0-2
74-75	0-4	0-2	0-2
75-76	2-2	1-1	1-1
76-77	2-2	2-0	0-2
77-78	2-2	2-0	0-2
78-79	1-3	1-1	0-2
79-80	2-0	1-0	1-0
80-81	4-2	2-1	2-1
81-82	3-3	2-1	1-2
82-83	5-1	3-0	2-1
83-84	4-2	2-1	2-1
84-85	1-5	1-2	0-3
85-86	2-4	2-1	0-3
86-87	1-5	1-2	0-3
87-88	2-4	2-1	0-3
88-89	2-2	2-0	0-2
89-90	0-4	0-2	0-2
90-91	1-3	1-1	0-2
91-92	1-3	0-2	1-1
92-93	0-4	0-2	0-2
93-94	0-4	0-2	0-2
94-95	1-3	1-1	0-2
95-96	2-2	1-1	1-1
96-97	0-4	0-2	0-2
97-98	0-4	0-2	0-2
98-99	0-3	0-1	0-2
99-00	3-1	2-0	1-1
00-01	4-0	2-0	2-0
01-02	4-0	2-0	2-0
02-03	2-2	2-0	0-2
03-04	4-0	2-0	2-0
04-05	2-2	1-1	1-1
05-06	2-2	1-1	1-1
06-07	0-3	0-2	0-1
07-08	2-2	2-0	0-2
08-09	0-3	0-1	0-2
09-10	2-2	1-1	1-1
10-11	1-3	0-2	1-1
11-12	0-3	0-1	0-2
12-13	1-2	1-1	0-1
13-14	2-2	1-1	1-1
14-15	0-3	0-1	0-2
15-16	1-3	1-1	0-2
16-17	0-4	0-2	0-2
17-18	1-2	1-1	0-1

INDIANA PACERS

125 S. Pennsylvania Street
Indianapolis, IN 46204
Phone: (317) 917-2500
www.pacers.com

COLORS:

HOME COURT (CAPACITY):
Bankers Life Fieldhouse (18,165) - opened 1999

FOUNDED: Founded: 1967-68 Indiana Pacers; Former member of ABA

HEAD COACH: Nate McMillan (College - North Carolina St.)
ASSISTANT COACHES:
Bill Bayno (College - Sacred Heart)
Dan Burke (College - Portland State)
Popeye Jones (College - Murray State)
David McClure (College - Duke)
SENIOR DIRECTOR OF MEDICAL OPERATIONS/HEAD ATHLETIC TRAINER: Josh Corbeil (College - Boston University)
ASSOCIATE HEAD ATHLETIC TRAINER/ PHYSICAL THERAPIST: Carl Eaton (College - Boston University)
DIRECTOR OF SPORTS PERFORMANCE/ASSISTANT ATHLETIC TRAINER: Shawn Windle (College - Maine - Presque Isle)

OWNER, CHAIRMAN AND CHIEF EXECUTIVE OFFICER: Herbert Simon
OWNER/ALTERNATE GOVERNOR: Steve Simon
VICE CHAIRMAN: Jim Morris
PRESIDENT OF BASKETBALL OPERATIONS: Kevin Pritchard
PRESIDENT/CHIEF OPERATING OFFICER: Rick Fuson
GENERAL MANAGER: Chad Buchanan
CONSULTANTS, BASKETBALL OPERATIONS: Larry Bird, Donnie Welsh
SENIOR VICE PRESIDENT OF BASKETBALL OPERATIONS: Peter Dinwiddie
EXECUTIVE VICE PRESIDENT/CHIEF FINANCIAL OFFICER: Kevin Bower
RADIO: 1070 The Fan, 93.5 FM, Mark Boyle, Bob Leonard
TV: FSN Indiana, Quinn Buckner, Chris Denari, Jeremiah Johnson

NBA TITLES WON: None

ALL-TIME NBA RECORD: 1696-1699 (.500)

2017-18 RECORD: 48-34 (2nd in Central)

2017-18 PLAYOFF RESULTS: Lost 3-4 to Cleveland in First Round

ALL-TIME SERIES (41 YEARS)

	OVERALL	HOME	ROAD
Sac-Era	26-37	16-16	10-21
All-Time	39-48	25-19	14-29

CURRENT STREAKS

	OVERALL	HOME	ROAD
Kings	L4	L2	L2

2018-19 SERIES SCHEDULE

DATE	SITE	TIME (PST)
12/1	Golden 1 Center	7:00 p.m.
12/8	Bankers Life Fieldhouse	4:00 p.m.

2017-18 VS. PACERS (0-2)

DATE	SITE	RESULT
10/31	Bankers Life Fieldhouse	L, 83-101
3/29	Golden 1 Center	L, 103-106

SERIES FACTS
Last Home Win: 1/23/16 (108-97)
Last Road Win: 12/23/15 (108-106)
Last Home Loss: 3/29/18 (103-106)
Last Road Loss: 10/31/17 (83-101)
Biggest Win: 38 (120-82) vs. Ind., 3/3/82
Biggest Loss: 26 (99-125) @ Ind., 2/17/93

2017-2018 SEASON SERIES (0-2) SACRAMENTO KINGS VS. INDIANA

PLAYER	G-GS	MIN	FG-FGA	PCT	3FG-A	PCT	FT-FTA	PCT	OFF	DEF	TOT	AST	PF-DQ	STL	TO	BLK	PTS	AVG
Bogdanovic	2-2	68	11-22	.500	5-12	.417	1-2	.500	0	5	5	6	5-0	1	4	1	28	14.0
Fox	2-1	56	13-26	.500	0-5	.000	0-1	.000	2	4	6	10	3-0	2	3	0	26	13.0
Hield	2-1	50	9-21	.429	4-10	.400	2-2	1.000	2	7	9	4	3-0	1	7	0	24	12.0
Randolph	1-1	23	6-10	.600	0-2	.000	0-0	---	2	3	5	0	3-0	0	3	0	12	12.0
Cauley-Stein	2-2	49	10-14	.714	0-0	---	3-3	1.000	4	10	14	6	5-0	2	5	3	23	11.5
Carter	1-0	22	3-7	.429	2-6	.333	1-1	1.000	0	3	3	2	3-0	0	1	1	9	9.0
Mason	2-0	25	7-14	.500	2-4	.500	2-4	.500	1	2	3	3	1-0	0	1	0	18	9.0
Hill	1-1	27	4-12	.333	0-1	.000	0-0	---	0	6	6	2	1-0	0	2	0	8	8.0
Koufos	2-0	42	5-9	.556	0-0	---	2-5	.400	2	9	11	4	6-0	1	1	1	12	6.0
Jackson	2-1	40	4-10	.400	2-4	.500	0-0	---	0	1	1	1	4-0	2	1	0	10	5.0
Labissiere	2-1	51	4-13	.308	0-0	---	2-5	.400	2	8	10	2	5-0	1	3	0	10	5.0
Papagiannis	1-0	5	2-2	1.000	0-0	---	0-0	---	0	1	1	1	0-0	0	0	1	4	4.0
Richardson	1-0	19	1-6	.167	0-1	.000	0-0	---	0	3	3	1	3-0	1	1	0	2	2.0
Sampson	1-0	3	0-0	---	0-0	---	0-0	---	0	0	0	0	0-0	0	0	0	0	0.0
KINGS	2	480	79-166	.476	15-45	.333	13-23	.565	15	62	77	42	42-0	11	33	7	186	93.0
PACERS	2	480	76-165	.461	20-55	.364	35-42	.833	21	66	87	48	34-0	17	25	11	207	103.5

2017-2018 SEASON SERIES (2-0) INDIANA PACERS VS. SACRAMENTO

PLAYER	G-GS	MIN	FG-FGA	PCT	3FG-A	PCT	FT-FTA	PCT	OFF	DEF	TOT	AST	PF-DQ	STL	TO	BLK	PTS	AVG
Bogdanovic	2-2	63	13-26	.500	5-12	.417	11-11	1.000	2	1	3	4	3-0	1	1	0	42	21.0
Oladipo	2-2	64	13-24	.542	3-10	.300	9-10	.900	2	7	9	4	3-0	4	5	2	38	19.0
T. Young	2-2	61	14-25	.560	3-6	.500	2-5	.400	2	10	12	1	2-0	5	1	0	33	16.5
Joseph	2-0	43	8-15	.533	4-8	.500	0-0	---	1	5	6	3	2-0	0	2	0	20	10.0
Sabonis	2-1	50	9-12	.750	0-0	---	2-3	.667	3	21	24	8	6-0	0	5	0	20	10.0
Turner	1-1	27	3-8	.375	1-3	.333	2-2	1.000	0	3	3	5	1-0	1	0	2	9	9.0
Stephenson	2-0	39	5-13	.385	1-5	.200	2-3	.667	2	6	8	5	3-0	0	3	2	13	6.5
Booker (TOT)	1-0	16	2-4	.500	0-0	---	2-4	.500	3	3	6	2	1-0	1	0	1	6	6.0
Poythress	1-0	2	2-2	1.000	2-2	1.000	0-0	---	0	1	1	0	0-0	0	1	0	6	6.0
Collison	2-2	55	3-12	.250	0-3	.000	5-5	1.000	0	3	3	11	4-0	4	4	1	11	5.5
Anigbogu	1-0	5	1-2	.500	0-0	---	2-2	1.000	1	0	1	0	1-0	0	0	1	4	4.0
Jefferson	1-0	18	2-8	.250	0-0	---	0-0	---	4	4	8	2	3-0	1	0	3	4	4.0
Leaf	2-0	25	3-8	.375	1-2	.500	0-1	.000	2	3	5	2	4-0	0	1	0	7	3.5
Robinson	1-0	14	0-4	.000	0-1	.000	0-0	---	2	0	2	0	1-0	1	0	0	0	0.0
Wilkins	1-0	5	0-1	.000	0-1	.000	0-0	---	0	0	0	2	0-0	0	1	0	0	0.0
J. Young	1-0	10	0-5	.000	0-2	.000	0-0	---	0	2	2	1	1-0	0	0	0	0	0.0
PACERS	2	480	76-165	.461	20-55	.364	35-42	.833	21	66	87	48	34-0	17	25	11	207	103.5
KINGS	2	480	79-166	.476	15-45	.333	13-23	.565	15	62	77	42	42-0	11	33	7	186	93.0

INDIANA PACERS

REGGIE MILLER

KINGS VS PACERS

DATE	W/L	H/A	SCORE	+/-
1/8/86	W	A	88-87	+1
2/28/86	W	H	121-100	+21
11/20/86	W	H	92-83	+9
2/22/87	L	A	101-103	-2
11/17/87	L	H	111-126	-15
2/21/88	L	A	112-130	-18
11/19/88	W	H	107-96	+11
12/9/88	L	A	105-112	-7
11/18/89	W	H	107-102	+5
3/29/90	L	A	101-111	-10
2/17/91	L	A	110-113	-3
3/14/91	L	H	103-107	-4
11/6/91	W	H	112-102	+10
2/19/92	L	H	115-129	-14
12/10/92	L	H	99-106	-7
2/17/93	L	A	99-125	-26
11/29/93	L	H	103-105	-2
12/7/93	L	A	87-105	-18
3/9/95	L	H	94-109	-15
3/24/95	L	A	96-103	-7
11/10/95	W	A	119-95	+24
11/30/95	W	H	105-95	+10
11/28/96	L	A	83-101	-18
1/14/97	W	H	105-98OT	+7
1/16/98	L	A	92-117	-25
2/3/98	L	H	93-115	-22
1/9/99	W	H	116-113	+3
2/4/00	L	A	94-104	-10
1/5/01	L	H	91-93OT	-2
3/18/01	L	A	95-101	-6
11/7/01	L	A	104-116	-12
3/3/02	L	H	86-97	-11
3/9/03	W	H	107-88	+19
4/1/03	W	A	103-98	+5
12/7/03	W	H	91-88	+3
3/19/03	W	A	94-92	+2
12/3/04	W	H	113-87	+26
12/11/04	W	A	97-92OT	+5
1/8/05	L	H	83-108	-25
3/17/06	L	A	93-98	-5
2/25/07	W	A	110-93	+17
3/6/07	W	H	102-98	+3
1/12/08	L	H	105-111	-6
1/19/08	W	A	110-104	+6
1/3/09	L	A	117-122	-5
3/3/09	L	H	109-117	-8
12/2/09	W	H	110-105	+5
3/30/10	L	A	95-102	-7
11/30/10	L	H	98-107	-9
3/25/11	W	A	110-93	+17
1/18/12	W	H	92-88	+4
11/3/12	L	A	98-106 2OT	-8
11/30/12	L	H	92-97	-5
1/14/14	L	A	92-116	-24
1/24/14	L	H	111-116OT	-5
12/5/14	W	H	102-101OT	+1
1/31/15	W	A	99-94	+5
12/23/15	W	A	108-106	+2
1/23/16	W	H	108-97	+11
1/18/17	L	H	100-106	-6
1/27/17	L	A	111-125OT	-4
10/31/17	L	A	83-101	-18
3/29/18	L	H	103-106	-3

	OVR	HM	RD
76-77	2-2	1-1	1-1
77-78	2-2	2-0	0-2
78-79	3-1	2-0	1-1
79-80	1-1	1-0	0-1
80-81	0-2	0-1	0-1
81-82	1-1	1-0	0-1
82-83	1-1	1-0	0-1
83-84	2-0	1-0	1-0
84-85	1-1	0-1	1-0
85-86	2-0	1-0	1-0
86-87	1-1	1-0	0-1
87-88	0-2	0-1	0-1
88-89	1-1	1-0	0-1
89-90	1-1	1-0	0-1
90-91	0-2	0-1	0-1
91-92	1-1	1-0	0-1
92-93	0-2	0-1	0-1
93-94	0-2	0-1	0-1
94-95	0-2	0-1	0-1
95-96	2-0	1-0	1-0
96-97	1-1	1-0	0-1
97-98	0-2	0-1	0-1
98-99	0-0	0-0	0-0
99-00	1-1	1-0	0-1
00-01	0-2	0-1	0-1
01-02	0-2	0-1	0-1
02-03	2-0	1-0	1-0
03-04	2-0	1-0	1-0
04-05	2-0	1-0	1-0
05-06	0-2	0-1	0-1
06-07	2-0	1-0	1-0
07-08	1-1	0-1	1-0
08-09	0-2	0-1	0-1
09-10	1-1	1-0	0-1
10-11	1-1	0-1	1-0
11-12	1-0	1-0	0-0
12-13	0-2	0-1	0-1
13-14	0-2	0-1	0-1
14-15	2-0	1-0	1-0
15-16	2-0	1-0	1-0
16-17	0-2	0-1	0-1
17-18	0-2	0-1	0-1

LOS ANGELES CLIPPERS

6951 South Centinela Ave.,
Playa Vista, CA 90094
Phone: (310) 862-6000
www.clippers.com

COLORS:

Clippers Red | Clippers Blue | Clippers Black | Clippers Silver

HOME COURT (CAPACITY):
STAPLES Center (19,060) - opened 1999

FOUNDED: 1970-71, Buffalo Braves; 1978-79, San Diego Clippers; 1984-85, Los Angeles Clippers

HEAD COACH: Doc Rivers (College - Marquette)
ASSISTANT COACHES:
Rex Kalamian (College - Cal Poly Pomona)
Sam Cassell (College - Florida State)
Brendan O'Connor (College - St. Anselm College)
Armond Hill (College - Princeton)
Casey Hill (College - Trinity University)
John Welch (College - UNLV)
ASSISTANT COACH FOR PLAYER DEVELOPMENT:
J.P. Clark (College - Flagler)
DIRECTOR OF MEDICAL SERVICES & HEAD ATHLETIC TRAINER:
Jasen Powell (College - Cal Poly Pomona)

OWNER: Steve Ballmer
PRESIDENT OF BASKETBALL OPERATIONS: Lawrence Frank
GENERAL MANAGER: Michael Winger
ASSISTANT GENERAL MANAGER: Trent Redden, Mark Hughes
CHIEF COMMUNICATIONS OFFICER: Chris Wallace
RADIO: AM 570 LA Sports, Brian Sieman
RADIO (SPANISH): ESPN Deportes (1330 AM) Armando Garcia
TV: Prime Ticket (cable), Ralph Lawler

NBA TITLES WON: None

ALL-TIME NBA RECORD: 1562-2326 (.399)

2017-18 RECORD: 42-40 (2nd in Pacific)

2017-18 PLAYOFF RESULTS: Did not qualify

ALL-TIME SERIES (47 YEARS)

	OVERALL	HOME	ROAD
Sac-Era	70-70	45-25	25-45
All-Time	114-93	70-33	44-60

CURRENT STREAKS

	OVERALL	HOME	ROAD
Kings	L5	L11	L3

2018-19 SERIES SCHEDULE

DATE	SITE	TIME (PST)
11/29	Golden 1 Center	7:30 p.m.
12/26	Staples Center	7:30 p.m.
1/27	Staples Center	12:30 p.m.
3/1	Golden 1 Center	7:00 p.m.

2017-18 VS. LA CLIPPERS (0-4)

DATE	SITE	RESULT
11/25	Golden 1 Center	L, 95-97
12/26	Staples Center	L, 95-122
1/11	Golden 1 Center	L, 115-121
1/13	Staples Center	L, 105-126

SERIES FACTS
Last Home Win: 3/19/13 (116-101)
Last Road Win: 3/26/17 (98-97)
Last Home Loss: 11/25/17 (95-97)
Last Road Loss: 4/12/17 (95-115)
Biggest Win: 39 (144-105) vs. LAC., 3/6/83
Biggest Loss: 35 (81-116) @ LAC, 12/1/12

2017-2018 SEASON SERIES (0-4) SACRAMENTO KINGS VS. L.A. CLIPPERS

PLAYER	G-GS	MIN	FG-FGA	PCT	3FG-A	PCT	FT-FTA	PCT	OFF	DEF	TOT	AST	PF-DQ	STL	TO	BLK	PTS	AVG
Cauley-Stein	4-3	111	28-44	.636	1-1	1.000	4-7	.571	7	26	33	10	10-0	6	7	6	61	15.3
Hield	4-1	97	24-48	.500	11-22	.500	2-3	.667	3	10	13	7	8-0	2	6	1	61	15.3
Bogdanovic	4-0	108	20-38	.526	7-13	.538	7-9	.778	2	8	10	11	12-0	4	10	1	54	13.5
Randolph	4-4	98	21-53	.396	1-7	.143	7-8	.875	6	15	21	7	6-0	3	5	0	50	12.5
Labissiere	3-1	55	10-18	.556	4-4	1.000	7-10	.700	6	6	12	2	10-0	1	5	1	31	10.3
Hill	4-4	105	13-35	.371	2-12	.167	12-17	.706	2	7	9	15	8-0	5	3	3	40	10.0
Richardson	1-0	31	3-7	.429	2-4	.500	2-2	1.000	0	5	5	2	2-0	0	1	0	10	10.0
Fox	3-3	94	11-36	.306	1-8	.125	6-7	.857	0	5	5	19	7-0	7	7	0	29	9.7
Mason	2-0	32	6-13	.462	1-3	.333	1-1	1.000	0	4	4	5	3-0	0	4	0	14	7.0
Carter	1-0	14	2-3	.667	1-1	1.000	1-2	.500	1	0	1	1	1-0	2	0	0	6	6.0
Koufos	4-0	81	12-21	.571	0-0	---	0-2	.000	7	17	24	4	6-0	5	4	1	24	6.0
Jackson	2-0	29	5-8	.625	1-4	.250	0-0	---	0	5	5	2	3-0	0	1	2	11	5.5
Temple	4-4	98	7-20	.350	0-7	.000	3-3	1.000	1	8	9	8	8-0	5	5	6	17	4.3
Papagiannis	1-0	8	1-5	.200	0-0	---	0-0	---	3	1	4	0	1-0	1	0	1	2	2.0
KINGS	4	960	163-349	.467	32-86	.372	52-71	.732	38	117	155	93	85-0	41	60	22	410	102.5
CLIPPERS	4	960	171-327	.523	47-121	.388	77-96	.802	28	136	164	111	67-0	38	65	23	466	116.5

2017-2018 SEASON SERIES (4-0) LOS ANGELES CLIPPERS VS. SACRAMENTO

PLAYER	G-GS	MIN	FG-FGA	PCT	3FG-A	PCT	FT-FTA	PCT	OFF	DEF	TOT	AST	PF-DQ	STL	TO	BLK	PTS	AVG
L. Williams	4-3	133	30-66	.455	17-34	.500	18-20	.900	0	7	7	18	6-0	10	12	2	95	23.8
Griffin	3-3	100	21-47	.447	5-18	.278	15-15	1.000	7	13	20	20	5-0	2	11	0	62	20.7
Harrell	4-0	87	28-40	.700	0-1	.000	16-24	.667	7	18	25	5	8-0	3	6	3	72	18.0
Wilson	1-1	19	6-9	.667	5-7	.714	0-0	---	0	1	1	0	1-0	2	1	2	17	17.0
W. Johnson	3-1	88	11-21	.524	8-14	.571	4-4	1.000	0	10	10	1	7-0	3	2	2	34	11.3
Rivers	2-2	63	9-23	.391	2-10	.200	2-3	.667	0	3	3	12	5-0	1	5	0	22	11.0
Wallace	2-2	69	8-15	.533	1-4	.250	3-4	.750	0	6	6	3	8-0	2	4	2	20	10.0
Teodosic	3-3	69	11-24	.458	7-15	.467	0-0	---	1	5	6	24	7-0	0	5	0	29	9.7
Jordan	3-3	66	11-14	.786	0-0	---	4-8	.500	6	32	38	3	7-0	1	4	2	26	8.7
Dekker	4-0	67	11-20	.550	0-6	.000	6-7	.857	1	14	15	1	4-0	1	3	2	28	7.0
Reed	4-1	47	10-11	.909	0-0	---	4-6	.667	4	15	19	2	1-0	4	0	4	24	6.0
Evans	4-0	79	8-21	.381	2-7	.286	3-3	1.000	0	6	6	15	4-0	4	5	2	21	5.3
Thornwell	3-0	47	5-10	.500	0-3	.000	2-2	1.000	1	5	6	5	1-0	5	2	0	12	4.0
C. Williams	2-1	27	2-6	.333	0-2	.000	0-0	---	1	1	2	2	3-0	0	1	2	4	2.0
CLIPPERS	4	960	171-327	.523	47-121	.388	77-96	.802	28	136	164	111	67-0	38	65	23	466	116.5
KINGS	4	960	163-349	.467	32-86	.372	52-71	.732	38	117	155	93	85-0	41	60	22	410	102.5

LOS ANGELES CLIPPERS



BOB McADOO

KINGS VS CLIPPERS

DATE	W/L	H/A	SCORE	+/-
10/25/85	L	H	104-108	-4
12/4/85	L	A	103-128	-25
12/21/85	L	H	116-117	-1
3/14/86	L	A	104-105	-1
3/29/86	L	H	103-112	-9
10/31/86	W	H	107-106	+1
12/18/86	W	A	117-113	+4
2/28/87	L	A	106-111	+5
3/28/87	W	H	113-91	+22
4/2/87	W	A	125-115	+10
12/4/87	L	A	84-98	-14
12/15/87	W	H	128-108	+20
3/20/88	L	A	112-116	-4
4/2/88	L	H	103-105	-2
4/19/88	W	A	120-105	+15
11/16/88	L	A	101-112	-11
11/29/88	W	H	123-95	+28
1/11/89	W	A	106-104	+2
3/29/89	L	A	108-114	-6
4/22/89	W	H	104-89	+15
12/2/89	L	A	84-114	-30
1/22/90	W	H	136-104	+32
2/19/90	W	A	99-97	+2
2/20/90	W	H	99-90	+9
4/3/90	L	H	105-114	-9
11/2/90	L	A	80-90	-10
12/23/90	L	A	99-109	-10
2/12/91	W	H	103-101	+2
4/7/91	L	A	109-119	-10
4/21/91	W	H	105-101	+4
11/1/91	W	H	94-90	+4
1/31/91	W	H	112-109	+3
3/10/92	L	H	109-120	-11
3/15/92	L	A	105-131	-26
4/14/92	W	A	103-97	+6
11/10/92	W	H	99-97	+2
11/11/92	L	A	101-109	-8
2/6/93	L	A	110-119	-9
2/23/93	L	A	116-123	-7
3/23/93	W	H	121-104	+17
12/12/93	L	H	102-112	-10
2/5/94	L	A	110-122	-12
2/9/94	W	H	105-95	+10
2/25/94	L	A	111-121	-10
4/11/94	W	H	118-97	+21

DATE	W/L	H/A	SCORE	+/-
1/21/95	W	A#	92-86	+6
2/18/95	W	H	109-92	+17
3/12/95	W	A	105-93	+12
4/8/95	L	H	105-112OT	-7
4/11/95	W	A	117-85	+32
11/5/95	W	H	99-82	+17
12/21/95	L	A	96-103	-7
2/29/96	L	A	110-122	-12
4/14/96	W	H	101-96	+5
12/14/96	L	A	94-106	-12
12/23/96	W	H	100-88	+12
2/13/97	W	H	105-98	+7
3/19/97	L	A	98-108	-10
11/17/97	L	H	85-98	-13
11/26/97	L	A	97-99	-2
1/6/98	W	H	105-89	+16
4/18/98	L	A	77-83	-6
3/11/99	L	A	92-106	-14
4/19/99	W	A	102-98	+4
4/29/99	W	H	103-81	+22
12/23/99	L	A	91-97	-6
1/18/00	W	H	104-98	+6
3/15/00	W	H	98-78	+20
3/18/00	W	A	104-83	+21
1/27/01	W	A	101-89	+12
2/27/01	W	H	106-93OT	+13
3/2/01	L	A	81-88	-7
4/10/01	W	H	116-109OT	+7
12/22/01	L	A	85-101	-16
1/2/02	W	H	105-91	+14
3/26/02	W	H	107-90	+17
4/12/02	W	A	125-106	+19
11/20/02	W	A	93-89	+4
11/29/02	W	H	107-94	+13
1/18/03	L	A	107-112	-5
3/27/03	W	H	93-83	+10
12/9/03	W	H	105-95	+10
1/3/04	W	A	116-109	+7
1/19/04	W	A	125-100	+25
3/2/04	W	H	113-106	+7
1/15/05	W	H	99-95	+4
1/17/05	W	A	89-83	+6
3/11/05	W	H	113-112	+1
3/19/05	W	A	111-107OT	+4

DATE	W/L	H/A	SCORE	+/-
12/27/05	W	A	110-93	+17
1/6/06	W	H	118-114	+4
4/2/06	W	H	106-96	+10
4/7/06	W	A	96-93	+3
11/28/06	W	H	93-80	+13
12/29/06	L	A	93-102	-9
3/30/07	L	H	101-105	-4
4/15/07	W	A	105-100	+5
12/7/07	L	H	87-97	-10
1/23/08	L	A	85-111	-26
3/5/08	L	A	109-116OT	-7
4/3/08	W	H	110-98	+12
11/12/08	W	A	103-98	+5
12/3/0/08	W	H	92-90	+2
2/27/09	W	H	98-86	+12
4/10/09	L	A	78-109	-31
2/20/10	L	A	89-99	-10
2/28/10	W	H	97-92	+5
3/21/10	W	A	102-89	+13
4/8/10	W	H	116-94	+22
11/25/10	L	A	82-100	-18
12/6/10	L	A	91-98	-7
12/27/10	L	H	99-100	-1
2/28/11	W	H	105-99	+6
3/1/12	L	H	100-108	-8
4/5/12	L	H	85-93	-8
4/7/12	L	A	94-109	-15
12/1/12	L	A	81-116	-35
12/21/12	L	A	85-97	-12
3/19/13	W	H	116-101	+15
4/17/13	L	H	108-112	-4
11/1/13	L	H	101-110	-9
11/23/13	L	A	102-103	-1
11/29/13	L	H	98-104OT	-6
4/12/14	L	A	101-117	-16
11/2/14	W	A	98-92	+6
1/17/15	L	H	108-117	-9
2/21/15	L	A	99-126	-27
3/18/15	L	H	105-116	-11
10/28/15	L	H	104-111	-7
10/31/15	L	A	109-114	-5
1/16/16	W	A	110-103	+7
2/26/16	L	H	107-117	-10

Anaheim

	OVR	HM	RD
70-71	4-0	2-0	2-0
71-72	3-3	2-1	1-2
72-73	3-1	2-0	1-1
73-74	2-2	1-1	1-1
74-75	3-1	2-0	1-1
75-76	0-4	0-2	0-2
76-77	3-0	2-0	1-0
77-78	2-1	1-0	1-1
78-79	2-2	1-1	1-1
79-80	5-1	2-1	3-0
80-81	3-2	1-1	2-1
81-82	4-1	3-0	1-1
82-83	4-1	2-0	2-1
83-84	3-2	2-1	1-1
84-85	3-2	2-0	1-2
85-86	0-5	0-3	0-2
86-87	4-1	2-0	2-1
87-88	2-3	2-1	0-2
88-89	3-2	2-0	1-2
89-90	3-2	2-1	1-1
90-91	2-3	2-0	0-3
91-92	3-2	2-1	1-1
92-93	2-3	2-0	0-3
93-94	2-3	2-1	0-2
94-95	4-1	1-1	3-0
95-96	2-2	2-0	0-2
96-97	2-2	2-0	0-2
97-98	1-3	1-1	0-2
98-99	2-1	1-0	1-1
99-00	3-1	2-0	1-1
00-01	3-1	2-0	1-1
01-02	3-1	2-0	1-1
02-03	3-1	2-0	1-1
03-04	4-0	2-0	2-0
04-05	4-0	2-0	2-0
05-06	4-0	2-0	2-0
06-07	2-2	1-1	1-1
07-08	1-3	1-1	0-2
08-09	3-1	2-0	1-1
09-10	3-1	2-0	1-1
10-11	1-3	1-1	0-2
11-12	0-3	0-2	0-1
12-13	1-3	1-1	0-2
13-14	0-4	0-2	0-2
14-15	1-3	0-2	1-1
15-16	1-3	0-2	1-1
16-17	1-3	0-2	1-1
17-18	0-4	0-2	0-2

LOS ANGELES LAKERS

2275 E. Mariposa Ave.
El Segundo, CA 90245
Phone: (310) 426-6000
www.lakers.com; PR Twitter: @Lakers_MR

COLORS:

Lakers Gold | Lakers Purple | Lakers Black

HOME COURT (CAPACITY):
STAPLES Center (18,997) - opened 1999

FOUNDED: 1948-49, Minneapolis Lakers; 1960-61, Los Angeles Lakers

HEAD COACH: Luke Walton (College - Arizona)
ASSOCIATE HEAD COACH: Brian Shaw (College - UC-Santa Barbara)
ASSISTANT COACHES:
Jesse Mermuys (College - Arizona)
Brian Keefe (College - UNLV)
Mark Madsen (College - Stanford)
Miles Simon (College - Arizona)
ATHLETIC TRAINER: Marco Nuñez (College - Cal Poly-Pomona)
DIRECTOR, STRENGTH & ENDURANCE TRAINING/ HEAD STRENGTH & CONDITIONING COACH:
Gunnar Peterson (College - Duke

CEO & CONTROLLING OWNER: Jeanie Buss
PRESIDENT, BUSINESS OPERATIONS & COO: Tim Harris
PRESIDENT, BASKETBALL OPERATIONS: Earvin "Magic" Johnson
GENERAL MANAGER: Rob Pelinka
RADIO: ESPNLA Radio (710 AM), John Ireland, Mychal Thompson
RADIO (SPANISH): ESPN Deportes (1330 AM), Fernando Gonzalez, Pepe Mantilla (Home), Francisco Pinto (Road)
TV: Spectrum SportsNet - Bill Macdonald, Stu Lantz, Mike Trudell

NBA TITLES WON: 16, last in 2009-10

ALL-TIME NBA RECORD: 3296-2237 (.596)

2017-18 RECORD: 35-47 (3rd in Pacific)

2017-18 PLAYOFF RESULTS: Did not qualify

ALL-TIME SERIES (69 YEARS)

	OVERALL	HOME	ROAD
Sac-Era	46-93	29-42	17-51
All-Time	155-271		

CURRENT STREAKS

	OVERALL	HOME	ROAD
Kings	W1	L1	W1

2018-19 SERIES SCHEDULE

DATE	SITE	TIME (PST)
11/10	Golden 1 Center	7:00 p.m.
12/27	Golden 1 Center	7:00 p.m.
12/30	Stapes Center	6:30 p.m.
3/24	Staples Center	6:30 p.m.

2017-18 VS. LAKERS (2-2)

DATE	SITE	RESULT
11/22	Golden 1 Center	W 113-102
1/9	Golden 1 Center	L, 86-99
2/24	Staples Center	L, 108-113
4/1	Staples Center	W, 84-83

SERIES FACTS
Last Home Win: 11/22/17 (113-102)
Last Road Win: 4/1/18 (84-83)
Last Home Loss: 2/24/18 (108-113)
Last Road Loss: 1/9/18 (86-99)
Biggest Win: 34 (146-112) vs. LAL, 1/5/71
Biggest Loss: 44 (102-146) @ LAL, 2/6/68

2017-2018 SEASON SERIES (2-2) SACRAMENTO KINGS VS. L.A. LAKERS

PLAYER	G-GS	MIN	FG-FGA	PCT	3FG-A	PCT	FT-FTA	PCT	OFF	DEF	TOT	AST	PF-DQ	STL	TO	BLK	PTS	AVG
Bogdanovic	4-2	120	27-45	.600	8-15	.533	7-8	.875	2	11	13	16	14-0	6	5	1	69	17.3
Cauley-Stein	4-3	113	24-46	.522	0-2	.000	15-28	.536	7	25	32	9	9-0	5	8	2	63	15.8
Hield	4-1	101	24-50	.480	12-22	.545	3-3	1.000	4	9	13	5	8-0	6	7	0	63	15.8
Fox	4-4	117	22-58	.379	6-13	.462	5-9	.556	1	8	9	18	5-0	7	9	1	55	13.8
Randolph	3-3	72	15-34	.441	3-7	.429	3-4	.750	4	17	21	11	7-0	3	7	0	36	12.0
Mason	3-0	58	9-22	.409	3-7	.429	1-1	1.000	3	6	9	15	5-0	0	2	0	22	7.3
Labissiere	4-2	86	10-30	.333	0-3	.000	6-7	.857	15	11	26	4	7-0	1	5	2	26	6.5
Sampson	1-0	17	2-6	.333	0-0	---	2-3	.667	3	2	5	1	2-0	1	0	4	6	6.0
Koufos	3-0	43	8-12	.667	0-0	---	0-1	.000	7	18	25	2	4-0	3	4	1	16	5.3
Temple	3-1	77	5-18	.278	3-6	.500	0-0	---	0	5	5	3	6-0	3	5	2	13	4.3
Carter	4-0	50	5-14	.357	2-7	.286	2-4	.500	1	8	9	0	7-0	3	1	4	14	3.5
Cooley	1-0	16	1-3	.333	0-0	---	1-2	.500	3	5	8	0	2-0	0	0	0	3	3.0
Hayes (TOT)	1-0	22	1-7	.143	1-4	.250	0-2	.000	0	3	3	1	1-0	0	0	1	3	3.0
Hayes (SAC)	1-0	22	1-7	.143	1-4	.250	0-2	.000	0	3	3	1	1-0	0	0	1	3	3.0
Jackson	3-2	40	1-9	.111	0-4	.000	0-0	---	0	1	1	0	2-0	0	1	0	2	0.7
Hill	1-1	22	0-2	.000	0-1	.000	0-0	---	0	3	3	1	1-0	0	0	0	0	0.0
Richardson	2-1	6	0-2	.000	0-0	---	0-0	---	0	0	0	0	0-0	0	0	0	0	0.0
KINGS	4	960	154-358	.430	38-91	.418	45-72	.625	50	132	182	86	80-0	38	54	18	391	97.8
LAKERS	4	960	147-321	.458	51-134	.381	52-81	.642	35	143	178	101	75-0	30	70	20	397	99.3

2017-2018 SEASON SERIES (2-2) LOS ANGELES LAKERS VS. SACRAMENTO

PLAYER	G-GS	MIN	FG-FGA	PCT	3FG-A	PCT	FT-FTA	PCT	OFF	DEF	TOT	AST	PF-DQ	STL	TO	BLK	PTS	AVG
Caldwell-Pope	4-4	146	30-56	.536	14-33	.424	12-15	.800	0	15	15	8	6-0	4	8	1	86	21.5
Thomas (TOT)	1-0	23	4-11	.364	3-7	.429	6-6	1.000	0	2	2	4	1-0	0	2	0	17	17.0
Thomas (LAL)	1-0	23	4-11	.364	3-7	.429	6-6	1.000	0	2	2	4	1-0	0	2	0	17	17.0
Randle	4-3	122	25-42	.595	1-1	1.000	16-28	.571	10	30	40	14	12-0	5	15	3	67	16.8
Ingram	3-3	95	15-28	.536	3-6	.500	7-10	.700	3	15	18	17	8-0	0	8	3	40	13.3
Kuzma	4-2	121	19-51	.373	9-25	.360	2-3	.667	2	14	16	6	8-0	5	9	1	49	12.3
Lopez	4-4	90	16-35	.457	7-19	.368	3-4	.750	2	9	11	2	17-0	1	4	5	42	10.5
Nance	1-0	19	4-6	.667	0-0	---	2-5	.400	2	6	8	1	3-0	1	2	0	10	10.0
Clarkson	2-0	40	8-20	.400	2-9	.222	1-2	.500	1	2	3	4	6-0	1	5	0	19	9.5
Ball	2-2	74	6-18	.333	4-12	.333	0-2	.000	2	16	18	22	3-0	6	5	1	16	8.0
Caruso	1-1	30	3-7	.429	1-3	.333	0-0	---	1	3	4	2	0-0	1	3	1	7	7.0
Hart	4-1	88	6-20	.300	4-11	.364	2-2	1.000	5	10	15	13	5-0	2	2	0	18	4.5
Frye (TOT)	3-0	50	5-12	.417	3-9	.333	0-0	---	2	12	14	4	2-0	0	2	1	13	4.3
Frye (LAL)	1-0	22	1-4	.250	1-4	.250	0-0	---	1	8	9	1	1-0	0	0	1	3	3.0
Zubac	3-0	31	5-10	.500	0-0	---	1-4	.250	5	7	12	2	2-0	1	1	1	11	3.7
Brewer	3-0	27	3-5	.600	2-3	.667	0-0	---	0	1	1	1	1-0	2	0	0	8	2.7
Ennis	3-0	26	2-8	.250	0-1	.000	0-0	---	1	3	4	4	1-0	1	1	2	4	1.3
Bogut	1-0	6	0-0	---	0-0	---	0-0	---	0	2	2	0	1-0	0	1	1	0	0.0
Payton (TOT)	1-0	4	0-1	.000	0-1	.000	0-0	---	0	0	0	1	0-0	0	1	0	0	0.0
LAKERS	4	960	147-321	.458	51-134	.381	52-81	.642	35	143	178	101	75-0	30	70	20	397	99.3
KINGS	4	960	154-358	.430	38-91	.418	45-72	.625	50	132	182	86	80-0	38	54	18	391	97.8

LOS ANGELES LAKERS



ERVIN "MAGIC" JOHNSON

KINGS VS LAKERS

DATE	W/L	H/A	SCORE	+/-
12/21/85	L	H	116-117	-1
12/28/85	L	H	111-133	-22
3/8/86	L	A	121-122 2OT	-1
3/22/86	L	H	113-115	-2
4/3/86	L	A	105-135	-30
4/12/86	L	H	92-105	-13
11/16/86	L	A	111-113	-2
12/23/86	L	H	117-127 OT	-10
2/4/87	L	A	92-128	-36
2/10/87	L	H	98-114	-16
3/22/87	L	A	121-129	-8
12/1/87	L	H	120-125 OT	-5
12/23/87	L	A	103-117	-14
1/28/88	L	H	94-115	-21
3/26/88	W	H	114-92	+22
4/3/88	L	A	104-108	-4
12/23/88	L	A	102-120	-18
1/10/89	W	H	106-97	+9
2/20/89	L	H	97-100	-3
2/24/89	L	A	103-115	-12
3/23/89	L	H	92-115	-23
4/20/89	L	A	115-118	-3
11/30/89	L	H	93-109	-16
12/26/89	L	A	102-104	-2
1/15/90	L	A	91-111	-20
2/15/90	L	H	92-101	-9
4/5/90	L	A	103-110	-7
11/9/90	L	A	86-100	-14
1/17/91	L	H	78-93	-15
3/25/91	L	H	89-99	-10
3/31/91	L	A	87-115	-28
12/10/91	L	H	90-92	-2
12/15/91	L	A	94-110	-16
1/23/92	L	H	105-108	-3
1/24/92	L	A	92-95	-3
4/16/92	W	H	102-94	+8
11/8/92	W	A	124-114	+10
12/1/92	W	H	117-110	+7
1/8/93	L	A	90-93	-3
2/24/93	L	H	99-104	-5
4/24/93	L	A	107-125	-18
11/10/93	W	H	112-101	+11
1/5/94	W	H	106-98	+8
2/10/94	W	A	103-84	+19
2/24/94	W	H	102-90	+12
4/6/94	L	A	123-128 OT	-5
12/23/94	L	A	89-100	-11
2/16/95	W	H	98-82	+16
3/3/95	L	A	104-109 2OT	-5
3/19/95	L	A	116-121	-5
4/12/95	W	H	109-99	+10
11/14/95	L	H	100-106	-6
11/24/95	W	A	99-98	+1
12/22/95	L	A	83-116	-33
3/7/96	L	H	89-102	-13
12/10/96	L	H	90-92	-2
1/2/97	L	H	83-90	-7
1/3/97	L	A	93-100	-7
4/17/97	L	A	99-108	-9
11/4/97	L	H	98-101	-3
12/30/97	L	A	80-93	-13
3/22/98	L	H	93-96	-3
3/25/98	L	A	91-114	-23
3/14/99	W	A	105-101	+4
3/26/99	W	A	111-109	+2
4/7/99	L	H	89-104	-15
12/8/99	W	H	103-91	+12
3/12/00	L	A	106-109	-3
3/26/00	L	H	89-90	-1
4/14/00	L	A	114-121	-7
11/16/00	L	H	110-112 OT	-2
2/4/01	L	A	94-100	-6
3/25/01	L	H	72-84	-12
3/28/01	W	A	108-84	+24
11/18/01	L	A	85-93	-8
12/7/01	W	H	97-91	+6
3/24/02	L	H	96-97	-1
4/17/02	L	A	95-109	-14
12/25/02	W	A	105-99	+6
1/31/03	L	H	113-124	-11
3/20/03	W	H	107-99	+8
4/10/03	W	H	104-117	-13
1/16/04	W	H	103-83	+20
2/26/04	W	A	103-101	+2
3/24/04	L	A	91-115	-24
4/11/04	W	H	102-85	+17
11/26/04	W	A	109-106	+3
12/16/04	L	H	99-115	-16
4/10/05	W	H	124-105	+19
4/15/05	W	A	115-106	+9
1/19/06	W	H	118-109 OT	+8
2/23/06	L	A	85-106	-21
3/14/06	W	H	114-98	+16
3/22/06	L	A	80-87	-7
1/4/07	L	H	128-132 OT	-4
3/2/07	W	A	116-108	+8
4/1/07	L	A	103-126	-23
4/18/07	L	H	106-117	-11
3/4/08	L	H	105-117	-12
3/9/08	W	A	114-113	+1
4/6/08	L	H	92-114	-22
4/15/08	L	A	101-124	-23
11/23/08	L	A	108-118	-10
12/9/08	W	H	113-101	+12
12/12/08	L	A	103-112	-9
4/7/09	L	H	104-122	-18
12/26/09	L	H	103-112 2OT	-9
1/1/10	L	A	108-109	-1
3/16/10	L	H	99-106	-7
4/13/10	L	A	100-106	-6
11/3/10	L	H	100-112	-12
12/3/10	L	A	80-113	-33
1/28/11	W	A	100-95	+5
4/13/11	L	H	108-116 OT	-8
12/26/11	W	H	100-91	+9
3/2/12	L	A	107-115	-8
4/26/12	W	H	113-96	+17
11/11/12	L	A	90-103	-13
11/21/12	W	H	113-97	+16
3/17/13	L	A	102-113	-11
3/30/13	L	H	98-103	-5
11/24/13	L	A	86-100	-14
12/6/13	L	H	100-106	-6
2/28/14	L	A	122-126	-4
4/2/14	W	H	107-102	+5
12/9/14	L	A	95-98	-3
12/21/14	W	H	108-101	+7
4/13/15	W	H	102-92	+10
4/15/15	W	A	122-99	+23
10/30/15	W	H	132-114	+18
1/7/16	W	H	118-115	+3
1/20/16	W	A	112-93	+19
3/15/16	W	A	106-98	+8
11/10/16	L	H	91-101	+18
12/12/16	W	H	118-115	+3
2/14/17	W	A	112-93	+19
4/7/17	L	A	106-98	+8
11/22/17	W	H	113-102	+11
1/9/18	L	H	86-99	-13
2/24/18	L	A	108-113	-5
4/1/18	W	A	84-83	+1

	OVR	HM	RD	NTL
48-60	53-69 (MN Era)			
60-61	8-5	5-0	2-2	1-3
61-62	5-7	3-1	1-4	1-2
62-63	3-6	2-2	1-3	0-1
63-64	4-5	2-3	2-2	
64-65	6-4	5-0	1-4	
65-66	4-6	3-1	1-4	0-1
66-67	3-6	1-2	1-3	1-1
67-68	1-6	1-1	0-4	0-1
68-69	2-4	2-0	0-3	0-1
69-70	2-4	0-2	2-1	0-1
70-71	1-4	0-1	0-2	1-1
71-72	1-4	1-1	0-3	
72-73	1-5	0-3	1-2	
73-74	1-5	1-2	0-3	
74-75	3-1	2-0	1-1	
75-76	2-3	2-0	0-3	
76-77	1-3	1-1	0-2	
77-78	2-2	2-0	0-2	
78-79	2-2	2-0	0-2	
79-80	2-4	2-1	0-3	
80-81	0-5	0-2	0-3	
81-82	1-4	1-2	0-2	
82-83	1-4	1-0	0-3	0-1
83-84	0-5	0-3	0-2	
84-85	0-5	0-2	0-3	
85-86	0-5	0-3	0-2	
86-87	0-5	0-2	0-3	
87-88	1-4	1-2	0-2	
88-89	1-5	1-2	0-3	
89-90	0-5	0-2	0-3	
90-91	0-4	0-2	0-2	
91-92	1-4	1-2	0-2	
92-93	2-3	1-1	1-2	
93-94	4-1	3-0	1-1	
94-95	2-3	2-0	0-3	
95-96	1-3	0-2	1-1	
96-97	0-4	0-2	0-2	
97-98	0-4	0-2	0-2	
98-99	2-1	1-1	1-0	
99-00	1-3	1-1	0-2	
00-01	1-3	0-2	1-1	
01-02	1-3	1-1	0-2	
02-03	3-1	1-1	1-1	
03-04	3-1	2-0	1-1	
04-05	3-1	1-1	2-0	
05-06	2-2	2-0	0-2	
06-07	1-3	0-2	1-1	
07-08	1-3	0-2	1-1	
08-09	1-3	1-1	0-2	
09-10	0-4	0-2	0-2	
10-11	1-3	0-2	1-1	
11-12	2-1	2-0	0-1	
12-13	1-3	1-1	0-2	
13-14	1-3	1-1	0-2	
14-15	3-1	2-0	1-1	
15-16	4-0	2-0	2-0	
16-17	2-2	1-1	1-1	
17-18	2-2	1-1	1-1	

MEMPHIS GRIZZLIES

191 Beale Street
Memphis, TN 38103
Phone: (901) 205-1234
www.grizzlies.com; Twitter: @memgrizz;
PR Twitter: @GrizzliesPR

COLORS:

Grizzlies Blue | Grizzlies Navy | Grizzlies Gray | Grizzlies Yellow

HOME COURT (CAPACITY):
FedExForum (17,794) - opened 2004

FOUNDED: 1995-96 expansion team, Vancouver Grizzlies; 2000-01, Memphis Grizzlies

HEAD COACH: J.B. Bickerstaff (College - Minnesota)
ASSISTANT COACHES: Chad Forcier (College - Seattle Pacific)
Jerry Stackhouse (College - North Carolina)
Greg Buckner (College - Clemson)
Vitaly Potapenko (College - Wright State)
Nick Van Exel (College - Cincinnati)
Adam Mazarei (College - Redlands)
MEDICAL DIRECTOR: Allen Gruver (College - Elon)
HEAD ATHLETIC TRAINER: Jim Scholler (College - Ohio State)
HEAD STRENGTH & CONDITIONING COACH: Chattin Hill (College - Central Washington)

CONTROLLING OWNER: Robert J. Pera
GENERAL MANAGER: Chris Wallace
EXECUTIVE VICE PRESIDENT OF BASKETBALL OPERATIONS: John Hollinger
PRESIDENT OF BUSINESS OPERATIONS: Jason Wexler
RADIO: ESPN 92.9FM/680 AM, Eric Hasseltine, Hank McDowell, Elliot Perry, Michael Wallace
TV: Fox Sports Southeast (Cable), Pete Pranica, Brevin Knight, Rob Fischer, Chris Vernon

NBA TITLES WON: None

ALL-TIME NBA RECORD: 759-1079 (.413)

2017-18 RECORD: 22-60 (5th in Southwest)

2017-18 PLAYOFF RESULTS: Did not qualify

ALL-TIME SERIES (22 YEARS)

	OVERALL	HOME	ROAD
Sac-Era	46-39	30-12	16-27
All-Time	46-39	30-12	16-27

CURRENT STREAKS

	OVERALL	HOME	ROAD
Kings	W1	L1	W1

2018-19 SERIES SCHEDULE

DATE	SITE	TIME (PST)
10/24	Golden 1 Center	7:00 p.m.
11/16	FedExForum	5:00 p.m.
12/21	Golden 1 Center	7:00 p.m.
1/27	FedExForum	5:00 p.m

2017-18 VS. GRIZZLIES (1-2)

DATE	SITE	RESULT
12/31	Golden 1 Center	L, 96-114
1/19	FedExForum	L, 88-106
4/6	FedExForum	W, 94-93

SERIES FACTS
Last Home Win: 3/27/17 (91-90)
Last Road Win: 4/6/18 (94-93)
Last Home Loss: 12/31/17 (96-114)
Last Road Loss: 1/19/18 (88-106)
Biggest Win: 28 (118-90) vs. Vanc., 4/6/01
Biggest Loss: 33 (95-128) @ Mem., 1/21/12

2017-2018 SEASON SERIES (1-2) SACRAMENTO KINGS VS. MEMPHIS

PLAYER	G-GS	MIN	FG-FGA	PCT	3FG-FGA	PCT	FT-FTA	PCT	OFF	DEF	TOT	AST	PF-DQ	STL	TO	BLK	PTS	AVG
Cauley-Stein	3-2	88	19-38	.500	0-0	---	8-13	.615	4	23	27	4	5-0	6	6	2	46	15.3
Fox	2-2	65	10-25	.400	1-5	.200	8-10	.800	0	8	8	10	7-0	2	7	1	29	14.5
Hield	3-0	91	15-36	.417	7-15	.467	5-6	.833	3	10	13	10	7-0	5	6	1	42	14.0
Temple	2-1	42	10-15	.667	2-4	.500	2-5	.400	3	3	6	3	3-0	2	3	1	24	12.0
Sampson	1-1	25	5-8	.625	0-0	---	1-2	.500	2	4	6	0	1-0	0	0	2	11	11.0
Bogdanovic	3-3	86	14-31	.452	3-17	.176	0-0	---	3	7	10	12	7-0	2	9	0	31	10.3
Hill	1-1	24	4-10	.400	1-4	.250	0-0	---	0	1	1	2	1-0	0	1	0	9	9.0
Jackson	3-2	59	8-17	.471	5-11	.455	2-4	.500	0	4	4	3	5-0	1	2	0	23	7.7
Richardson	1-0	19	3-6	.500	1-3	.333	0-0	---	0	2	2	2	1-0	0	2	0	7	7.0
Carter	3-0	52	5-15	.333	5-10	.500	3-3	1.000	2	5	7	2	8-0	1	1	0	18	6.0
Cooley	1-0	15	3-5	.600	0-0	---	0-0	---	3	2	5	1	1-0	0	0	0	6	6.0
Mason	2-0	17	3-7	.429	1-2	.500	5-8	.625	0	2	2	2	3-0	0	3	0	12	6.0
Labissiere	2-0	49	5-12	.417	0-2	.000	0-0	---	3	5	8	4	3-0	3	1	1	10	5.0
Randolph	2-2	37	4-12	.333	0-0	---	0-2	.000	4	8	12	2	5-0	1	5	0	8	4.0
Hayes (TOT)	1-0	16	1-4	.250	0-2	.000	0-0	---	1	3	4	0	1-0	0	0	1	2	2.0
Hayes (SAC)	1-0	16	1-4	.250	0-2	.000	0-0	---	1	3	4	0	1-0	0	0	1	2	2.0
Koufos	1-1	10	0-4	.000	0-0	---	0-2	.000	2	3	5	1	2-0	1	2	0	0	0.0
Papagiannis	2-0	25	0-6	.000	0-0	---	0-0	---	3	5	8	3	2-0	0	4	1	0	0.0
KINGS	3	720	109-251	.434	26-75	.347	34-55	.618	33	95	128	61	62-0	24	53	10	278	92.7
GRIZZLIES	3	720	117-248	.472	30-88	.341	49-65	.754	32	99	131	66	50-0	30	44	20	313	104.3

2017-2018 SEASON SERIES (2-1) MEMPHIS GRIZZLIES VS. SACRAMENTO

PLAYER	G-GS	MIN	FG-FGA	PCT	3FG-FGA	PCT	FT-FTA	PCT	OFF	DEF	TOT	AST	PF-DQ	STL	TO	BLK	PTS	AVG
M. Brooks	1-1	37	11-20	.550	1-3	.333	0-0	---	4	4	8	3	0-0	1	3	2	23	23.0
Evans	2-2	54	14-31	.452	6-12	.500	6-7	.857	3	10	13	10	2-0	2	6	0	40	20.0
D. Brooks	3-3	81	14-28	.500	6-13	.462	9-14	.643	2	7	9	7	2-0	4	5	0	43	14.3
McLemore	3-1	66	9-24	.375	5-15	.333	9-9	1.000	3	2	5	3	8-0	2	1	2	32	10.7
Ennis	1-0	17	3-4	.750	1-2	.500	3-3	1.000	2	4	6	0	0-0	1	0	1	10	10.0
Henry	1-0	22	4-9	.444	1-3	.333	0-0	---	0	3	3	1	0-0	2	2	0	9	9.0
Martin	2-0	45	8-15	.533	1-2	.500	1-1	1.000	3	5	8	2	5-0	2	2	3	18	9.0
Harrison	2-2	41	6-11	.545	2-4	.500	3-5	.600	0	6	6	3	4-0	4	2	0	17	8.5
Chalmers	3-0	53	8-20	.400	4-13	.308	4-5	.800	1	3	4	11	5-0	1	5	0	24	8.0
Rabb	2-1	35	6-10	.600	0-0	---	4-5	.800	3	8	11	4	2-0	1	1	3	16	8.0
Simmons	2-1	48	6-13	.462	0-1	.000	4-4	1.000	0	2	2	4	3-0	0	6	0	16	8.0
Davis	3-0	70	11-16	.688	0-0	---	1-4	.250	6	20	26	6	4-0	2	1	2	23	7.7
Selden	2-0	34	5-13	.385	1-6	.167	3-4	.750	1	2	3	6	4-0	3	3	0	14	7.0
Gasol	2-2	51	6-15	.400	1-5	.200	0-2	.000	0	10	10	5	5-0	1	2	5	13	6.5
Green	2-2	45	5-13	.385	1-6	.167	2-2	1.000	2	12	14	1	4-0	2	4	1	13	6.5
Wright	1-0	5	1-1	1.000	0-0	---	0-0	---	1	0	1	0	0-0	1	0	1	2	2.0
O. Johnson	1-0	16	0-5	.000	0-3	.000	0-0	---	1	1	2	0	2-0	1	1	0	0	0.0
GRIZZLIES	3	720	117-248	.472	30-88	.341	49-65	.754	32	99	131	66	50-0	30	44	20	313	104.3
KINGS	3	720	109-251	.434	26-75	.347	34-55	.618	33	95	128	61	62-0	24	53	10	278	92.7

MEMPHIS GRIZZLIES

SHAREEF ABDUR-RAHIM

KINGS VS GRIZZLIES

DATE	W/L	H/A	SCORE	+/-
Vancouver				
12/18/95	W	H	92-85	+7
2/14/96	L	A	86-93	+7
3/11/96	W	H	92-88	+4
4/12/96	L	A	98-99	-1
11/18/96	W	A	84-83	+1
12/26/96	W	H	111-88	+23
1/11/97	W	A	109-101	+8
4/8/97	W	H	109-93	+16
11/1/97	L	A	96-97	-1
1/2/98	W	H	94-80	+14
3/6/98	W	A	98-96	+2
4/19/98	L	H	108-112OT	-4
2/7/99	W	H	109-87	+22
3/2/99	W	A	111-101	+10
4/11/99	W	A	91-88	+3
5/5/99	W	H	99-95	+4
11/16/99	W	H	81-77	+4
12/15/99	W	A	109-106	+3
2/26/00	L	A	90-102	-12
2/29/00	W	H	112-87	+25
12/22/01	W	A	95-91	+4
2/2/02	W	H	105-95	+10
4/6/01	W	A	118-90	+28
4/16/01	W	H	110-100	+10
Memphis				
11/26/01	L	A	94-98	-4
12/16/01	W	H	104-87	+17
1/21/02	W	H	112-98	+14
4/2/02	W	A	107-83	+24
11/2/02	W	A	116-99	+17
11/8/02	W	H	99-91	+8
1/12/03	W	H	106-98	+8
1/23/03	W	A	104-98	+6
11/25/03	W	H	109-89	+20
12/16/03	L	A	100-105	-5
12/23/03	W	H	114-97	+17
1/23/04	L	A	95-109	-14
11/19/04	W	H	107-105	+2
11/30/04	W	A	98-93	+5
3/8/05	W	H	85-82	+3
1/10/06	L	A	85-99	-14
2/7/06	W	H	104-96	+8
2/15/06	L	A	78-84	-6
3/10/06	W	H	105-93	+12
11/15/06	W	H	115-111	+4
1/29/07	L	A	117-124	-7
4/10/07	W	A	112-100	+12
1/10/08	W	H	116-113	+3
2/12/08	L	A	94-107	-13
3/22/08	L	A	111-117	-6
3/26/08	W	H	107-106OT	+1
11/5/08	W	H	100-95	+5
11/18/08	L	A	94-109	-15
2/20/09	W	A	115-106	+9
3/27/09	L	H	95-113	-18
11/2/09	W	H	127-116OT	+11
11/23/09	L	A	105-116	-9
3/22/10	L	H	85-102	-17
11/6/10	L	H	91-100	-9
12/29/10	W	H	100-98	+2
2/26/11	L	A	92-120	-28
4/8/11	L	A	96-101	-5
1/3/12	L	A	96-113	-17
1/21/12	L	A	95-128	-33
3/20/12	W	H	119-110	+9
1/7/13	L	H	81-113	-32
1/18/13	L	A	69-85	-16
2/12/13	L	A	101-108	-7
4/7/13	L	H	87-89	-2
11/17/13	L	H	86-97	-11
1/17/14	L	A	90-91	-1
1/29/14	L	H	89-99	-10
11/13/14	L	A	110-111	-1
11/30/14	L	H	85-97	-12
2/25/15	W	H	102-90	+12
3/30/15	L	A	83-97	-14
11/3/15	L	H	89-103	-14
1/30/16	L	A	117-121	-4
3/2/16	L	A	98-104	-6
12/16/16	W	A	96-92	+4
12/31/16	L	H	98-112	-14
1/20/17	L	A	91-107	-16
3/27/17	W	H	91-90	+1
12/31/17	L	H	96-114	-18
1/19/18	L	A	88-106	-18
4/6/18	W	A	94-93	+1

	OVR	HM	RD
95-96	2-2	2-0	0-2
96-97	4-0	2-0	2-0
97-98	2-2	1-1	1-1
98-99	4-0	2-0	2-0
99-00	3-1	2-0	1-1
00-01	4-0	2-0	2-0
01-02	3-1	2-0	1-1
02-03	4-0	2-0	2-0
03-04	2-2	2-0	0-2
04-05	3-0	2-0	1-0
05-06	2-2	2-0	0-2
06-07	2-1	1-0	1-1
07-08	2-2	2-0	0-2
08-09	2-2	1-1	1-1
09-10	1-2	1-1	0-1
10-11	1-3	1-1	0-2
11-12	1-2	1-0	0-2
12-13	0-4	0-2	0-2
13-14	0-3	0-2	0-1
14-15	1-3	1-1	0-2
15-16	0-3	0-1	0-2
16-17	2-2	1-1	1-1
17-18	1-2	0-1	1-1

MIAMI HEAT

AmericanAirlines Arena
601 Biscayne Blvd.
Miami, FL 33132
Phone: (786) 777-4328
www.heat.com; Twitter/Instagram/Snapchat: @MiamiHEAT; PR Twitter: MiamiHEAT_SMR

COLORS:

Heat Black | Heat Red | Heat Yellow

HOME COURT (CAPACITY): AmericanAirlines Arena (19,600) - opened 2000

Founded: 1988-89 expansion team, Miami Heat

HEAD COACH: Erik Spoelstra (College - Portland)
ASSISTANT COACHES:
Dan Craig (College - Plymouth State University)
Juwan Howard (College - Michigan)
ASSISTANT COACH/DIRECTOR OF PLAYER DEVELOPMENT:
Chris Quinn (College - Notre Dame)
ASSISTANT COACH/PLAYER DEVELOPMENT:
Octavio de la Grana (College - Liberty)
DIRECTOR OF STRENGTH AND CONDITIONING COACH: Eric Foran (College - Florida)
HEAD ATHLETIC TRAINER:
Jay Sabol (College - Florida International)

MANAGING GENERAL PARTNER: Micky Arison
CHIEF EXECUTIVE OFFICER: Nick Arison
PRESIDENT: Pat Riley
SENIOR VP, BASKETBALL OPERATIONS/ GENERAL MANAGER: Andy Elisburg
VICE PRESIDENT, SPORTS MEDIA RELATIONS:
Tim Donovan
SENIOR DIRECTOR, SPORTS MEDIA RELATIONS:
Rob Wilson
DIRECTOR OF SPORTS MEDIA RELATIONS:
Michael Lissack
SPORTS MEDIA RELATIONS MANAGER:
Nick Maiorana
CABLE TELEVISION: Fox Sports Sun, Eric Reid, John Crotty, Jason Jackson
RADIO: 790 The Ticket (790 AM, FM 104.3), Mike Inglis, TBA, Ron Rothstein
SPANISH RADIO: WAQI (710 AM), José Pañeda, Joe Pujala

NBA TITLES WON: 3, 2005-06, 2011-12, 2012-13

ALL-TIME NBA RECORD: 1255-1157 (.520)

2017-18 RECORD: 44-38 (1st in Southeast)

2017-18 PLAYOFF RESULTS:
Lost 1-4 to Philadelphia in the First Round

ALL-TIME SERIES (29 YEARS)

	OVERALL	HOME	ROAD
Sac-Era	19-40	15-14	4-26
All-Time	19-40	15-14	4-26

CURRENT STREAKS

	OVERALL	HOME	ROAD
Kings	W1	W1	L1

2018-19 SERIES SCHEDULE

DATE	SITE	TIME (PST)
10/29	American Airlines Arena	4:30 p.m.
2/8	Golden 1 Center	7:00 p.m.

2017-18 VS. HEAT (2-0)

DATE	SITE	RESULT
1/25	American Airlines Arena	W, 89-88
3/14	Golden 1 Center	W^{OT}, 123-119

SERIES FACTS
Last Home Win: 3/14/18 (123-119OT)
Last Road Win: 01/25/18 (89-88)
Last Home Loss: 4/1/16 (106-112)
Last Road Loss: 11/19/15 (109-116)
Biggest Win: 39 (108-69) vs. Miami, 4/10/89
Biggest Loss: 31 (84-115) @ Miami, 1/23/10

2017-2018 SEASON SERIES (2-0) SACRAMENTO KINGS VS. MIAMI

PLAYER	G-GS	MIN	FG-FGA	PCT	3FG-A	PCT	FT-FTA	PCT	OFF	DEF	TOT	AST	PF-DQ	STL	TO	BLK	PTS	AVG
Hield	2-0	60	19-31	.613	6-14	.429	4-4	1.000	3	8	11	4	1-0	2	2	1	48	24.0
Fox	2-2	65	15-29	.517	0-2	.000	4-8	.500	2	3	5	7	6-0	1	3	0	34	17.0
Randolph	2-2	61	14-29	.483	2-4	.500	2-4	.500	2	17	19	5	8-0	0	4	2	32	16.0
Bogdanovic	2-2	68	10-24	.417	3-7	.429	2-2	1.000	1	5	6	6	4-0	0	2	1	25	12.5
Mason	1-0	18	3-6	.500	0-1	.000	5-6	.833	0	4	4	2	2-0	0	0	0	11	11.0
Cauley-Stein	2-2	67	6-18	.333	0-1	.000	7-11	.636	1	12	13	6	5-0	5	3	4	19	9.5
Jackson	2-2	40	8-12	.667	1-2	.500	0-0	---	1	5	6	2	2-0	0	1	1	17	8.5
Koufos	2-0	38	6-8	.750	0-0	---	0-0	---	3	7	10	2	6-0	1	2	3	12	6.0
Temple	2-0	41	3-10	.300	1-3	.333	3-4	.750	0	1	1	4	2-0	0	4	0	10	5.0
Carter	1-0	18	1-4	.250	0-2	.000	0-0	---	0	3	3	1	2-0	0	1	0	2	2.0
Richardson	1-0	13	1-2	.500	0-0	---	0-0	---	0	0	0	0	0-0	0	1	0	2	2.0
Labissiere	1-0	18	0-2	.000	0-0	---	0-0	---	0	3	3	1	4-0	0	1	1	0	0.0
KINGS	2	505	86-175	.491	13-36	.361	27-39	.692	13	68	81	40	42-0	9	24	13	212	106.0
HEAT	2	505	72-181	.398	30-77	.390	33-39	.846	22	77	99	45	42-2	13	32	6	207	103.5

2017-2018 SEASON SERIES (0-2) MIAMI HEAT VS. SACRAMENTO

PLAYER	G-GS	MIN	FG-FGA	PCT	3FG-A	PCT	FT-FTA	PCT	OFF	DEF	TOT	AST	PF-DQ	STL	TO	BLK	PTS	AVG
Dragic	2-2	70	19-35	.543	6-9	.667	12-13	.923	1	3	4	4	5-0	1	6	0	56	28.0
Ellington	2-0	70	14-35	.400	12-30	.400	2-2	1.000	0	5	5	2	1-0	2	3	0	42	21.0
T. Johnson	1-1	28	5-10	.500	4-8	.500	0-0	---	0	5	5	2	2-0	1	3	0	14	14.0
Olynyk	2-0	51	8-23	.348	4-13	.308	3-6	.500	4	8	12	9	7-0	0	2	3	23	11.5
J. Johnson	2-2	62	9-17	.529	0-3	.000	4-4	1.000	5	13	18	11	8-0	3	5	1	22	11.0
Winslow	2-0	65	7-19	.368	3-5	.600	4-5	.800	4	8	12	6	7-1	1	4	0	21	10.5
Whiteside	1-1	27	3-10	.300	0-0	---	2-2	1.000	2	12	14	1	6-1	1	2	1	8	8.0
Babbitt (TOT)	2-2	25	5-10	.500	3-7	.429	0-0	---	0	2	2	0	0-0	0	0	1	13	6.5
Babbitt (MIA)	1-1	14	0-3	.000	0-3	.000	0-0	---	0	1	1	0	0-0	0	0	0	0	0.0
Adebayo	2-1	48	4-13	.308	0-0	---	4-4	1.000	4	13	17	5	6-0	1	0	1	12	6.0
Richardson	1-1	36	2-13	.154	0-5	.000	2-3	.667	1	6	7	5	0-0	3	1	0	6	6.0
Wade (TOT)	2-0	43	2-8	.250	0-1	.000	5-10	.500	1	4	5	7	1-0	1	4	1	9	4.5
McGruder	1-0	19	1-1	1.000	1-1	1.000	0-0	---	0	3	3	0	0-0	0	1	0	3	3.0
Jones (TOT)	1-1	15	0-2	.000	0-0	---	0-0	---	1	0	1	0	0-0	0	0	0	0	0.0
Jones (MIA)	1-1	15	0-2	.000	0-0	---	0-0	---	1	0	1	0	0-0	0	0	0	0	0.0
HEAT	2	505	72-181	.398	30-77	.390	33-39	.846	22	77	99	45	42-2	13	32	6	207	103.5
KINGS	2	505	86-175	.491	13-36	.361	27-39	.692	13	68	81	40	42-0	9	24	13	212	106.0

MIAMI HEAT

ALONZO MOURNING

KINGS VS HEAT

DATE	W/L	H/A	SCORE	+/-
12/7/88	W	A	96-94	+2
12/15/88	W	H	94-90	+4
2/5/89	L	A	98-102	-4
4/10/89	W	H	108-69	+39
2/28/90	L	A	92-113	-21
3/13/90	W	H	121-87	+34
1/8/91	L	A	83-95	-12
4/2/91	W	H	96-90	+6
11/22/91	L	A	112-118	-6
1/4/92	L	H	98-110	-12
12/15/92	L	A	98-106	-8
1/9/93	W	H	108-94	+14
12/26/93	L	A	95-109	-14
1/11/94	W	H	103-95	+8
11/29/94	W	A	94-89	+5
1/7/95	W	H	96-95	+1
12/10/95	W	H	110-90	+20
2/5/96	L	A	92-103	-11
11/22/96	L	H	108-111 2OT	-3
3/26/97	L	A	88-101	-13
11/11/97	L	A	82-101	-19
2/20/98	L	H	77-91	-24
11/29/99	L	A	88-98	-10
12/10/99	L	H	97-101	-10
12/10/00	W	H	101-97	+4
3/14/01	L	A	104-114	-10
11/10/01	W	A	90-75	+15
12/9/01	W	H	95-88	+7
11/3/02	L	A	77-88	-10
1/5/03	W	H	96-70	+26
1/13/04	W	H	90-86	+4
3/6/04	L	A	96-102	-6
12/23/04	L	H	107-109	-2
3/4/05	L	A	83-104	-21
12/2/05	L	H	87-98	-11
1/22/06	L	A	99-119	-20
12/7/06	L	H	91-93 OT	-2
3/16/07	L	A	97-103	-6
2/26/08	L	A	86-107	-21
3/2/08	W	H	120-109	+11
10/31/08	L	A	77-103	-26
1/9/09	L	H	115-119 OT	-4
12/6/09	L	H	102-115	-13
1/23/10	L	A	84-115	-31
12/11/10	L	H	83-104	-21
2/22/11	L	A	97-117	-20
2/21/12	L	A	108-120	-12
1/12/13	L	H	99-128	-29
2/26/13	L	A	129-141 2OT	-12
12/20/13	L	A	103-122	-19
12/27/13	W	H	108-103 OT	+5
1/16/15	L	H	83-95	-12
3/7/15	L	A	109-114 OT	-5
11/19/15	L	A	109-116	-7
4/1/16	L	H	106-112	-6
11/16/16	L	A	96-108 OT	-12
1/4/17	L	H	102-107	-5
1/25/18	W	A	89-88	+1
3/14/18	W	H	123-119 OT	+4

	OVR	HM	RD
88-89	3-1	2-0	1-1
89-90	1-1	1-0	0-1
90-91	1-1	1-0	0-1
91-92	0-2	0-1	0-1
92-93	1-1	1-0	0-1
93-94	1-1	1-0	0-1
94-95	2-0	1-0	1-0
95-96	1-1	1-0	0-1
96-97	0-2	0-1	0-1
97-98	0-2	0-1	0-1
98-99	0-0	0-0	0-0
99-00	0-2	0-1	0-1
00-01	1-1	1-0	0-1
01-02	2-0	1-0	1-0
02-03	1-1	1-0	0-1
03-04	1-1	1-0	0-1
04-05	0-2	0-1	0-1
05-06	0-2	0-1	0-1
06-07	0-2	0-1	0-1
07-08	1-1	1-0	0-1
08-09	0-2	0-1	0-1
09-10	0-2	0-1	0-1
10-11	0-2	0-1	0-1
11-12	0-1	0-0	0-1
12-13	0-2	0-1	0-1
13-14	1-1	1-0	0-1
14-15	0-2	0-1	0-1
15-16	0-2	0-1	0-1
16-17	0-2	0-1	0-1
17-18	2-0	1-0	1-0

MILWAUKEE BUCKS

1543 N. 2nd Street, 6th Floor
Milwaukee, WI 53212
Phone: (414) 227-0500
www.bucks.com

COLORS:

Bucks DK Green | Bucks Black | Bucks Lt Royal | Bucks Cream

HOME COURT (CAPACITY):
Fiserv Forum (17,500) - opened 2018

FOUNDED: 1968-69, Milwaukee Bucks

HEAD COACH: Mike Budenholzer (College - Texas)
ASSISTANT COACHES:
Darvin Ham (College - Texas Tech)
Taylor Jenkins (College - University of Pennsylvania)
Charles Lee (College - Bucknell)
Ben Sullivan (College - University of Portland)
Patrick St. Andrews (College - Penn State Behrend)
Josh Longstaff (College - Bryant University)
Vin Baker (College - Hartford)
DIRECTOR OF PERFORMANCE: Troy Flanagan (College - RMIT University)
HEAD ATHLETIC TRAINER: Scott Faust (College - Alabama Huntsville)
STRENGTH & REHABILITATION SPECIALIST: Suki Hobson (College – Leeds)
SENIOR STREGTH COACH: Michael Davie

OWNERS: Wes Edens, Marc Lasry, Jamie Dinan, Mike Fascitelli
PRESIDENT: Peter Feigin
GENERAL MANAGER: Jon Horst
ASSISTANT GENERAL MANAGER: Milt Newton
RADIO: WTMJ 620 AM, 103.3 FM Ted Davis, Dennis Krause (Home games)
TV: Fox Sports Wisconsin, Jim Paschke, Marques Johnson, Steve Novak, Katie George

NBA TITLES WON: 1, 1970-71

ALL-TIME NBA RECORD: 2069-1983 (.511)

2017-18 RECORD: 44-38 (3rd in Central)

2017-18 PLAYOFF RESULTS:
Lost 3-4 to Boston in First Round

ALL-TIME SERIES (49 YEARS)

OVERALL	HOME	ROAD	
Sac-Era	31-32	16-16	15-16
All-Time	58-86	34-37	22-47

CURRENT STREAKS

	OVERALL	HOME	ROAD
Kings	L4	L2	L2

2018-19 SERIES SCHEDULE

DATE	SITE	TIME (PST)
11/4	BMO Harris Bradley Center	12:30 p.m.
2/27	Golden 1 Center	7:00 p.m.

2017-18 VS. BUCKS (0-2)

DATE	SITE	RESULT
11/28	Golden 1 Center	L, 87-112
12/2	BMO Harris Bradley Center	L, 104-109

SERIES FACTS
Last Home Win: 2/1/16 (111-104)
Last Road Win: 11/25/15 (129-118)
Last Home Loss: 11/28/17 (98-116)
Last Road Loss: 12/2/18 (104-109)
Biggest Win: 25 (101-76) @ Mil., 1/7/03
25 (98-73) @ Mil., 3/10/02
25 (122-97) @ Mil., 3/20/96
25 (129-104) @ Mil., 11/24/69
Biggest Loss: 58 (82-140) @ Mil., 12/15/85

2017-2018 SEASON SERIES (0-2) SACRAMENTO KINGS VS. MILWAUKEE

PLAYER	G-GS	MIN	FG-FGA	PCT	3FG-A	PCT	FT-FTA	PCT	OFF	DEF	TOT	AST	PF-DQ	STL	TO	BLK	PTS	AVG
Hield	2-0	51	11-22	.500	5-8	.625	5-5	1.000	1	7	8	4	4-0	2	2	0	32	16.0
Randolph	2-1	53	15-24	.625	0-4	.000	2-2	1.000	1	11	12	3	5-0	0	3	1	32	16.0
Temple	2-2	57	9-19	.474	7-12	.583	5-7	.714	0	6	6	1	3-0	2	2	0	30	15.0
Mason	2-0	47	7-15	.467	1-2	.500	6-6	1.000	0	3	3	10	5-0	1	4	0	21	10.5
Fox	2-2	45	7-20	.350	1-5	.200	3-4	.750	2	5	7	5	6-0	1	4	0	18	9.0
Bogdanovic	2-0	47	5-10	.500	2-5	.400	4-5	.800	0	4	4	4	5-0	4	5	0	16	8.0
Cauley-Stein	2-1	33	6-13	.462	0-1	.000	1-4	.250	2	8	10	3	6-0	0	6	0	13	6.5
Labissiere	2-1	29	5-10	.500	0-0	---	3-3	1.000	4	3	7	0	5-0	0	1	0	13	6.5
Hill	2-2	38	1-4	.250	0-2	.000	6-6	1.000	0	2	2	3	3-0	1	2	0	8	4.0
Sampson	1-0	25	2-6	.333	0-0	---	0-0	---	1	2	3	1	4-0	0	0	1	4	4.0
Richardson	1-0	8	0-1	.000	0-1	.000	2-2	1.000	0	0	0	0	0-0	1	0	0	2	2.0
Koufos	2-1	23	0-4	.000	0-0	---	2-6	.333	4	4	8	1	1-0	0	2	0	2	1.0
Carter	2-0	17	0-4	.000	0-0	---	0-0	---	0	2	2	0	2-0	0	0	1	0	0.0
Jackson	1-0	7	0-2	.000	0-1	.000	0-0	---	0	1	1	0	0-0	0	0	0	0	0.0
KINGS	2	480	68-154	.442	16-41	.390	39-50	.780	15	58	73	35	49-0	12	35	3	191	95.5
BUCKS	2	480	76-140	.543	15-41	.366	54-73	.740	10	64	74	47	40-0	22	27	11	221	110.5

2017-2018 SEASON SERIES (2-0) MILWAUKEE BUCKS VS. SACRAMENTO

PLAYER	G-GS	MIN	FG-FGA	PCT	3FG-A	PCT	FT-FTA	PCT	OFF	DEF	TOT	AST	PF-DQ	STL	TO	BLK	PTS	AVG
Antetokounmpo	2-2	60	19-31	.613	1-3	.333	26-35	.743	3	15	18	10	6-0	8	4	2	65	32.5
Bledsoe (TOT)	2-2	56	11-19	.579	5-8	.625	13-15	.867	1	8	9	7	2-0	5	3	0	40	20.0
Bledsoe (MIL)	2-2	56	11-19	.579	5-8	.625	13-15	.867	1	8	9	7	2-0	5	3	0	40	20.0
Middleton	2-2	58	13-22	.591	5-10	.500	6-8	.750	1	5	6	3	7-0	2	6	0	37	18.5
Brogdon	2-0	45	9-19	.474	0-3	.000	4-5	.800	1	6	7	10	1-0	1	1	0	22	11.0
Henson	2-2	53	7-12	.583	0-0	---	3-4	.750	1	12	13	2	4-0	1	4	5	17	8.5
Snell	2-2	61	5-10	.500	3-7	.429	1-2	.500	1	3	4	4	2-0	1	2	1	14	7.0
Maker	2-0	39	6-10	.600	0-2	.000	0-2	.000	1	7	8	2	6-0	0	1	1	12	6.0
Wilson	1-0	13	2-3	.667	0-0	---	0-0	---	0	2	2	1	2-0	0	1	0	4	4.0
Terry	2-0	44	2-7	.286	1-5	.200	0-0	---	0	3	3	3	5-0	3	2	2	5	2.5
Vaughn	1-0	4	1-2	.500	0-1	.000	0-0	---	0	0	0	0	1-0	0	0	0	2	2.0
Bolomboy	1-0	4	0-0	---	0-0	---	1-2	.500	1	0	1	0	0-0	0	0	0	1	1.0
Liggins	2-0	38	1-4	.250	0-1	.000	0-0	---	0	3	3	4	4-0	1	2	0	2	1.0
Payton	1-0	4	0-1	.000	0-1	.000	0-0	---	0	0	0	1	0-0	0	1	0	0	0.0
BUCKS	2	480	76-140	.543	15-41	.366	54-73	.740	10	64	74	47	40-0	22	27	11	221	110.5
KINGS	2	480	68-154	.442	16-41	.390	39-50	.780	15	58	73	35	49-0	12	35	3	191	95.5

MILWAUKEE BUCKS

SIDNEY MONCRIEF

KINGS VS BUCKS

DATE	W/L	H/A	SCORE	+/-
11/21/85	L	H	97-131	-34
12/15/85	L	A	82-140	-58
11/22/86	L	H	99-107	-8
1/13/87	L	A	89-113	-24
11/19/87	L	H	113-117OT	-4
3/15/88	L	A	97-108	-11
1/24/89	L	H	110-114	-4
1/31/89	L	A	104-117	-13
12/5/89	W	H	118-103	+15
1/30/90	L	A	102-109	-7
1/23/91	W	H	95-91	+4
2/1/91	L	A	112-117	-5
1/11/92	W	A	106-105OT	+1
3/24/92	W	H	113-102	+11
12/22/92	W	A	102-99OT	+3
3/27/93	L	H	105-125	-20
12/15/93	L	H	95-96	-1
3/11/94	W	A	108-100	+8
12/6/94	W	H	108-95	+13
1/11/95	L	A	88-97	-9
3/13/96	W	H	104-95	+9
3/20/96	W	A	122-97	+25
11/15/96	W	H	103-99	+4
3/1/97	W	A	103-92	+11
1/24/98	L	A	97-101	-4
4/3/98	L	H	86-87	-1
12/21/99	W	H	108-95	+13
1/26/00	L	A	104-112	-8
2/6/01	L	A	109-112	-3
4/3/01	L	H	101-107	-6
1/6/02	W	H	115-101	+14
3/10/02	W	A	98-73	+25
1/7/03	W	A	101-76	+25
2/18/03	W	H	102-93	+9
2/10/04	W	A	124-117	+7
3/23/04	L	H	101-112	-11
11/21/04	W	H	88-79	+9
12/14/04	W	A	89-86	+3
11/18/05	W	H	103-82	+21
3/8/06	W	A	123-116	+7
11/4/06	L	A	91-104	-13
1/24/07	W	H	114-106	+8
12/10/07	W	H	96-93	+3
12/19/07	W	A	102-89	+13
1/16/09	L	H	122-129	-7
1/24/09	L	A	104-106	-2
12/19/09	W	A	96-95	+1
3/19/10	L	H	108-114 2OT	-6
12/23/10	L	H	79-84	-5
3/23/11	W	A	97-90	+7
1/5/12	W	H	103-100	+3
12/12/12	L	A	85-98	-13
3/10/13	L	H	113-115	-2
3/5/14	W	A	116-102	+14
3/23/14	W	H	124-107	+17
12/18/14	L	H	107-108	-1
2/11/15	L	A	103-111	-8
11/25/15	W	A	129-118	+11
2/1/16	W	H	111-104	+7
11/5/16	L	A	91-117	-26
3/22/17	L	H	98-116	-18

	OVR	HM	RD	NTL
68-69	5-1	2-1	2-0	1-0
69-70	2-5	1-1	1-3	0-1
70-71	1-4	1-1	0-2	0-1
71-72	0-5	0-3	0-2	
72-73	1-6	1-3	0-3	
73-74	0-7	0-3	0-4	
74-75	6-3	4-1	1-2	1-0
75-76	2-5	2-1	0-4	
76-77	2-2	2-0	0-2	
77-78	0-4	0-2	0-2	
78-79	2-2	1-1	1-1	
79-80	3-3	2-1	1-2	
80-81	1-1	1-0	0-1	
81-82	1-1	0-1	1-0	
82-83	1-1	1-0	0-1	
83-84	0-2	0-1	0-1	
84-85	0-2	0-1	0-1	
85-86	0-2	0-1	0-1	
86-87	0-2	0-1	0-1	
87-88	0-2	0-1	0-1	
88-89	0-2	0-1	0-1	
89-90	1-1	1-0	0-1	
90-91	1-1	1-0	0-1	
91-92	2-0	1-0	1-0	
92-93	1-1	0-1	1-0	
93-94	1-1	0-1	1-0	
94-95	1-1	1-0	0-1	
95-96	2-0	1-0	1-0	
96-97	2-0	1-0	1-0	
97-98	0-2	0-1	0-1	
98-99	0-0	0-0	0-0	
99-00	1-1	1-0	0-1	
00-01	0-2	0-1	0-1	
01-02	2-0	1-0	1-0	
02-03	2-0	1-0	1-0	
03-04	1-1	0-1	1-0	
04-05	2-0	1-0	1-0	
05-06	2-0	1-0	1-0	
06-07	1-1	1-0	0-1	
07-08	2-0	1-0	1-0	
08-09	0-2	0-1	0-1	
09-10	1-1	0-1	1-0	
10-11	1-1	0-1	1-0	
11-12	1-0	1-0	0-0	
12-13	0-2	0-1	0-1	
13-14	2-0	1-0	1-0	
14-15	0-2	0-1	0-1	
15-16	2-0	1-0	1-0	
16-17	0-2	0-1	0-1	
17-18	0-2	0-1	0-1	

MINNESOTA TIMBERWOLVES

600 Hennepin Avenue, Suite 300
Minneapolis, MN 55403
Phone: (612) 673-1600
www.timberwolves.com

COLORS:

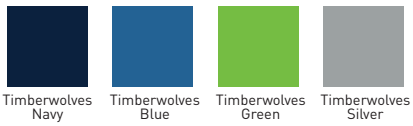

HOME COURT (CAPACITY):
Target Center (19,356) - opened 1990

FOUNDED: 1989-90 expansion team, Minnesota Timberwolves

PRESIDENT OF BASKETBALL OPERATIONS/HEAD COACH: Tom Thibodeau (College - Salem State)
ASSISTANT COACHES:
Malik Allen (College - Villanov)
Andy Greer (College - SUNY Brockport)
Larry Greer (College - Northeastern)
Ed Pickney (College - Villanova)
Ryan Saunders (College - Minnesota)
SHOOTING COACH: Peter Pattom (College - Depaul)
PLAYER DEVELOPMENT COACH: John Lucas III (College - Oklahoma State)
VICE PRESIDENT OF PLAYER HEALTH/ HEAD ATHLETIC TRAINER: Gregg Farnam (College - St. Cloud State)
DIRECTOR OF ATHLETIC THERAPY: Matthew Duhamel (College - Boston)
HEAD STRENGTH & CONDITIONING COACH/ ASSISTANT ATHLETIC TRAINER:
Troy Sutton (College - Ohio State)

OWNER: Glen Taylor
CHIEF EXECUTIVE OFFICER: Ethan Casson
GENERAL MANAGER: Scott Layden
ASSISTANT GENERAL MANAGER: NOAH CROOM
VICE PRESIDENT OF COMMUNICATIONS: Brad Ruiter
RADIO: WCCO (AM 830), Alan Horton
TV: Fox Sports North (cable), Dave Benz, Jim Petersen

NBA TITLES WON: None

ALL-TIME NBA RECORD: 925-1405 (.391)

2017-18 RECORD: 47-35 (4th in Northwest)

2017-18 PLAYOFF RESULTS:
Lost 1-4 to Houston in the First Round

ALL-TIME SERIES (29 YEARS)

	OVERALL	HOME	ROAD
Sac-Era	53-57	31-22	21-34
All-Time	53-57	31-22	21-34

CURRENT STREAKS

	OVERALL	HOME	ROAD
Kings	L3	L2	L2

2018-19 SERIES SCHEDULE

DATE	SITE	TIME (PST)
11/9	Golden 1 Center	7:00 p.m.
12/12	Golden 1 Center	7:00 p.m.
2/25	Target Center	5:00 p.m.

2017-18 VS. TIMBERWOLVES (0-3)

DATE	SITE	TIME (PST)
12/14	Target Center	L, 96-119
2/11	Target Center	L, 106-111
2/26	Golden 1 Center	L, 100-118

SERIES FACTS
Last Home Win: 10/29/16 (106-103)
Last Road Win: 4/1/17 (123-117)
Last Home Loss: 2/26/18 (100-118)
Last Road Loss: 2/11/18 (106-111)
Biggest Win: 32 (127-95) @ Minn., 3/20/11
Biggest Loss: 29 (88-117) @ Minn., 2/7/01

2017-2018 SEASON SERIES (0-3) SACRAMENTO KINGS VS. MINNESOTA

PLAYER	G-GS	MIN	FG-FGA	PCT	3FG-A	PCT	FT-FTA	PCT	OFF	DEF	TOT	AST	PF-DQ	STL	TO	BLK	PTS	AVG
Hill	1-1	30	5-9	.556	4-5	.800	2-2	1.000	0	2	2	3	2-0	0	2	0	16	16.0
Hield	3-0	68	17-37	.459	6-18	.333	2-2	1.000	6	6	12	4	4-0	2	7	2	42	14.0
Randolph	2-2	53	11-22	.500	3-6	.500	2-2	1.000	3	12	15	1	6-0	1	5	0	27	13.5
Labissiere	2-2	44	11-16	.688	1-3	.333	3-3	1.000	2	3	5	1	4-0	1	0	1	26	13.0
Fox	3-3	69	13-26	.500	4-8	.500	8-10	.800	0	4	4	9	3-0	3	9	0	38	12.7
Cauley-Stein	3-2	76	14-31	.452	0-0	---	8-10	.800	5	10	15	5	11-1	1	7	1	36	12.0
Bogdanovic	3-2	96	12-31	.387	6-13	.462	3-4	.750	2	10	12	17	7-0	1	6	1	33	11.0
Koufos	3-0	62	14-25	.560	0-0	---	2-3	.667	9	13	22	4	10-0	1	0	0	30	10.0
Mason	2-0	40	5-17	.294	1-3	.333	3-3	1.000	2	4	6	5	4-0	0	6	1	14	7.0
Sampson	1-0	17	3-4	.750	0-1	.000	0-0	---	1	2	3	1	3-0	1	0	1	6	6.0
Jackson	3-2	71	6-18	.333	3-9	.333	0-0	---	3	3	6	5	2-0	4	1	0	15	5.0
Caboclo (TOT)	1-0	19	2-7	.286	0-3	.000	0-0	---	2	1	3	1	3-0	1	1	0	4	4.0
Caboclo (SAC)	1-0	19	2-7	.286	0-3	.000	0-0	---	2	1	3	1	3-0	1	1	0	4	4.0
Carter	2-0	28	3-7	.429	2-5	.400	0-1	.000	0	4	4	4	2-0	2	1	0	8	4.0
Temple	2-1	41	2-8	.250	2-5	.400	1-2	.500	3	3	6	3	6-0	2	0	0	7	3.5
Richardson	1-0	6	0-1	.000	0-1	.000	0-0	---	0	1	1	0	0-0	1	1	0	0	0.0
KINGS	3	720	118-259	.456	32-80	.400	34-42	.810	38	78	116	63	67-1	21	48	7	302	100.7
TIMBERWOLVES	3	720	122-232	.526	26-61	.426	78-88	.886	24	95	119	80	50-0	33	39	18	348	116.0

2017-2018 SEASON SERIES (3-0) MINNESOTA TIMBERWOLVES VS. SACRAMENTO

PLAYER	G-GS	MIN	FG-FGA	PCT	3FG-A	PCT	FT-FTA	PCT	OFF	DEF	TOT	AST	PF-DQ	STL	TO	BLK	PTS	AVG
Towns	3-3	110	30-43	.698	4-11	.364	21-24	.875	10	29	39	15	8-0	4	6	10	85	28.3
Wiggins	3-3	106	24-45	.533	5-10	.500	7-9	.778	0	10	10	5	3-0	2	5	2	60	20.0
Butler	2-2	75	12-19	.632	1-1	1.000	14-16	.875	2	10	12	12	1-0	4	3	2	39	19.5
Gibson	3-3	91	17-29	.586	0-2	.000	8-9	.889	5	10	15	3	12-0	1	2	2	42	14.0
Teague	3-3	95	12-28	.429	4-11	.364	14-16	.875	0	7	7	23	5-0	8	8	0	42	14.0
Bjelica	2-1	50	6-13	.462	3-5	.600	0-0	---	3	7	10	6	1-0	4	2	1	15	7.5
Crawford	3-0	63	6-23	.261	5-14	.357	3-3	1.000	1	0	1	8	3-0	2	2	0	20	6.7
Jones	3-0	49	5-8	.625	2-3	.667	5-5	1.000	0	5	5	4	6-0	3	5	0	17	5.7
Dieng	3-0	57	5-18	.278	0-1	.000	6-6	1.000	3	14	17	2	8-0	4	2	1	16	5.3
Georges-Hunt	1-0	17	2-3	.667	1-2	.500	0-0	---	0	1	1	1	2-0	0	1	0	5	5.0
Brooks	2-0	4	2-2	1.000	1-1	1.000	0-0	---	0	1	1	1	1-0	0	1	0	5	2.5
Aldrich	2-0	4	1-1	1.000	0-0	---	0-0	---	0	1	1	0	0-0	1	0	0	2	1.0
TIMBERWOLVES	3	720	122-232	.526	26-61	.426	78-88	.886	24	95	119	80	50-0	33	39	18	348	116.0
KINGS	3	720	118-259	.456	32-80	.400	34-42	.810	38	78	116	63	67-1	21	48	7	302	100.7

MINNESOTA TIMBERWOLVES

KEVIN GARNETT

KINGS VS TIMBERWOLVES

DATE	W/L	H/A	SCORE	+/-
1/9/90	W	H	84-70	+14
1/29/90	L	A	91-109	-18
3/21/90	W	H	90-84	+6
3/28/90	L	A	88-93	-5
11/27/90	L	H	80-89	-9
12/18/90	W	H	108-99	+9
1/30/91	L	A	86-95	-9
4/15/91	L	A	94-112	-18
11/9/91	L	H	80-84	-4
12/30/91	W	A	117-109	+8
3/29/92	W	A	112-86	+26
4/11/92	W	H	114-94	+20
12/23/92	W	A	102-96OT	+6
1/23/93	W	H	113-108	+5
2/18/93	L	A	114-121	-7
3/11/93	W	H	109-95	+14
11/19/93	L	A	108-113	-5
12/1/93	L	H	101-111	-10
3/9/94	W	A	104-96	+8
4/2/94	W	H	102-87	+15
12/22/94	W	H	109-89	+20
1/10/95	W	A	98-85	+13
3/1/95	L	H	87-98	-11
3/26/95	W	A	104-98	+6
11/3/95	W	H	95-86	+9
1/15/96	L	A	94-103	-9
2/13/96	L	H	90-94	-4
3/15/96	L	A	87-113	-26
12/3/96	W	A	96-89	+7
12/19/96	W	H	112-105	+7
1/28/97	W	A	91-88	+3
2/18/97	W	H	95-84	+11
12/5/97	L	A	90-101	-11
12/22/97	W	H	89-79	+10
2/22/98	L	A	95-113	-18
3/29/98	L	H	96-104	-8
2/21/99	L	A	90-102	-12
3/12/99	L	H	95-101	-6
4/3/99	L	A	96-105	-9
4/23/99	W	H	105-97	+8
11/5/99	W	H#	100-95	+5
11/6/99	L	A#	101-114	-13
1/31/00	L	A	90-105	-15
4/7/00	L	H	92-95	-3
# Japan				
11/4/00	L	A	91-99	-8
1/8/01	W	H	100-97	+3
2/7/01	L	A	88-117	-29
3/30/01	W	H	110-98	+12
12/14/01	L	A	94-114	-20
12/28/01	W	H	125-111	+14
2/3/02	W	A	112-107	+5
4/9/02	W	H	122-103	+19
11/27/02	L	A	74-90	-16
12/3/02	W	H	98-86	+12
1/10/03	L	A	109-115OT	-6
3/5/03	W	H	96-95OT	+1
11/5/03	W	A	125-121OT	+4
12/5/03	L	H	109-112OT	-3
2/19/04	L	A	75-92	-17
4/8/04	L	H	86-94	-8
11/28/04	L	H	110-121	-11
12/10/04	L	A	105-113	-8
1/30/05	W	A	94-84	+10
4/3/05	L	H	100-112	-12
12/4/05	L	H	77-85	-8
12/13/05	W	A	93-91	+2
3/19/06	L	A	89-95	-6
11/1/06	L	A	83-92	-9
11/6/06	W	H	93-81	+12
1/31/07	W	A	100-98	+2
3/21/07	L	H	89-95	-6
11/10/07	W	H	100-93	+7
11/14/07	L	A	103-108	-5
3/7/08	L	H	103-111	-8
10/29/08	L	A	96-98	-2
11/7/08	W	H	121-109	+12
12/15/08	W	H	118-103	+15
4/15/09	W	A	97-90	+6
12/12/09	W	H	120-100	+20
12/18/09	L	A	96-112	-16
3/14/10	W	H	114-100	+14
3/31/10	L	A	99-108	-9
10/27/10	W	A	117-116	+1
11/10/10	L	H	89-98	-8
3/20/11	W	A	127-95	+32
1/16/12	L	A	86-99	-13
2/7/12	L	A	84-86	-2
3/18/12	W	H	115-99	+16
4/2/12	W	H	116-108	+8
11/2/12	L	A	80-92	-12
11/27/12	L	H	89-97	-8
3/21/13	W	H	101-98	+3
1/15/14	W	A	111-108	+3
3/1/14	L	H	97-108	-11
3/16/14	L	A	102-104	-2
4/13/14	W	H	106-103	+3
11/22/14	W	A	113-101	+12
1/1/15	W	A	110-107	+3
4/7/15	W	H	116-111	+5
11/27/15	L	H	91-101	-10
12/18/15	L	A	95-99	-4
3/23/16	L	A	104-113	-9
4/7/16	L	H	97-105	-8
10/29/16	W	H	106-103	+3
12/23/16	W	A	109-105	+4
2/27/17	L	H	88-102	-14
4/1/17	W	A	123-117	+6
12/14/17	L	A	96-119	-23
2/11/18	L	A	106-111	-5
2/26/18	L	H	100-118	-18

	OVR	HM	RD	NTL
89-90	2-2	2-0	0-2	
90-91	1-3	1-1	0-2	
91-92	3-1	1-1	2-0	
92-93	3-1	2-0	1-1	
93-94	2-2	1-1	1-1	
94-95	3-1	1-1	2-0	
95-96	1-3	1-1	0-2	
96-97	4-0	2-0	2-0	
97-98	1-3	1-1	0-2	
98-99	1-3	1-1	0-2	
99-00	1-3	0-1	0-1	1-1
00-01	2-2	2-0	0-2	
01-02	3-1	2-0	1-1	
02-03	2-2	2-0	0-2	
03-04	1-3	0-2	1-1	
04-05	1-3	0-2	1-1	
05-06	1-2	0-1	1-1	
06-07	2-2	1-1	1-1	
07-08	1-2	1-1	0-1	
08-09	3-1	2-0	1-1	
09-10	2-2	2-0	0-2	
10-11	2-1	0-1	2-0	
11-12	2-2	2-0	0-2	
12-13	1-2	1-1	0-1	
13-14	2-2	1-1	1-1	
14-15	3-0	1-0	2-0	
15-16	0-4	0-2	0-2	
16-17	3-1	1-1	2-0	
17-18	0-3	0-1	0-2	

NEW ORLEANS PELICANS

5800 Airline Drive
Metairie, LA 70003
Phone: (504) 593-4700
www.pelicans.com; Twitter: @pelicansnba;
PR Twitter: @pelicansPR

COLORS:

HOME COURT (CAPACITY): Smoothie King Center (16,867) - opened in 1999 (Hornets' 1st game on Oct. 30 2002)

FOUNDED: 1988-89 expansion team, Charlotte Hornets; 2002-03, New Orleans Hornets; 2005-06 New Orleans/Oklahoma City Hornets; 2007-08, New Orleans Hornets; 2013-14 New Orleans Pelicans

HEAD COACH: Alvin Gentry (College - Applachian State)
ASSOCIATE HEAD COACH: Darren Erman(College - Emory (GA)
ASSISTANT COACHES: Chris Finch (College - Franklin & Marshall (PA)
Fred Vinson (College - Georgia Tech)
Kevin Hanson (College - San Diego)
Mike Penberthy (College - The Maste)
Joe Boylan (College - Emerson)
HEAD STRENGTH & CONDITIONING COACH: Jason Sumerlin (College - Texas Tech)
DIRECTOR OF MEDICAL SERVICES: Dr. Misty Suri (College - Chicago Medical School)

OWNER: Gayle Benson
PRESIDENT: Dennis Lauscha
EXECUTIVE VICE PRESIDENT: Mickey Loomis
GENERAL MANAGER: Dell Demps
RADIO: WRNO (99.5 FM), Sean Kelley, John DeShazier, Daniel Sallerson
TV: Fox Sports New Orleans, Joel Meyers, David Wesley, Jen Hale

NBA TITLES WON: None

ALL-TIME NBA RECORD: 610-686 (.470)

2017-18 RECORD: 48-34 (2nd in Southwest)

2017-18 PLAYOFF RESULTS:
Won 4-0 over Portland in the First Round;
Lost 1-4 to Golden State in the Western Conference Semifinals

ALL-TIME SERIES (29 years)

	OVERALL	HOME	ROAD
Sac-Era	41-44	27-16	14-28
All-Time	41-44	27-16	14-28

CURRENT STREAKS

	OVERALL	HOME	ROAD
Kings	L1	L2	W2

2018-19 SERIES SCHEDULE

DATE	SITE	TIME (PST)
10/19	Smoothie King Center	5:00 p.m.
12/23	Golden 1 Center	7:00 p.m.
3/28	Smoothie King Center	5:00 p.m.
4/7	Golden 1 Center	6:00 p.m.

2017-18 VS. PELICANS (2-2)

DATE	SITE	RESULT
11/26	Golden 1 Center	L, 106-114
12/8	Smoothie King Center	W[OT], 116-109
1/30	Smoothie King Center	W, 114-103
3/7	Golden 1 Center	L, 101-114

SERIES FACTS
Last Home Win: 2/12/17 (105-99)
Last Road Win: 1/30/18 (114-103)
Last Home Loss: 3/7/18 (101-114)
Last Road Loss: 3/31/17 (89-117)
Biggest Win: 36 (107-71) vs. NO, 12/19/04
Biggest Loss: 26 (67-93) @ NO/OKC, 11/1/05

2017-2018 SEASON SERIES (2-2) SACRAMENTO KINGS VS. NEW ORLEANS

PLAYER	G-GS	MIN	FG-FGA	PCT	3FG-A	PCT	FT-FTA	PCT	OFF	DEF	TOT	AST	PF-DQ	STL	TO	BLK	PTS	AVG
Randolph	4-4	122	38-74	.514	10-19	.526	7-9	.778	8	31	39	9	7-0	2	10	1	93	23.3
Hield	4-1	105	23-48	.479	9-23	.391	3-3	1.000	3	13	16	3	7-0	2	8	0	58	14.5
Mason	2-0	55	9-20	.450	2-4	.500	8-10	.800	1	5	6	9	1-0	2	4	1	28	14.0
Labissiere	2-0	43	10-18	.556	1-3	.333	4-4	1.000	1	6	7	3	2-0	1	3	3	25	12.5
Cauley-Stein	1-1	30	5-9	.556	0-0	---	2-2	1.000	0	2	2	3	0-0	3	0	0	12	12.0
Fox	4-3	94	16-44	.364	3-7	.429	10-11	.909	3	6	9	14	6-0	3	4	0	45	11.3
Hill	3-2	76	11-20	.550	2-5	.400	5-5	1.000	2	3	5	8	6-0	1	2	0	29	9.7
Jackson	3-3	63	10-17	.588	3-7	.429	3-3	1.000	1	6	7	6	2-0	1	0	0	26	8.7
Koufos	4-2	94	14-31	.452	0-0	---	6-13	.462	18	24	42	6	9-0	5	1	2	34	8.5
Temple	4-1	97	9-31	.290	4-17	.235	7-7	1.000	0	4	4	8	7-0	2	9	2	29	7.3
Bogdanovic	4-2	95	11-30	.367	1-9	.111	2-2	1.000	1	7	8	11	6-0	6	6	2	25	6.3
Shumpert (TOT)	1-1	21	2-3	.667	1-2	.500	0-0	---	0	2	2	1	1-0	0	4	0	5	5.0
Carter	3-0	55	6-14	.429	2-7	.286	0-0	---	2	8	10	3	8-0	1	3	2	14	4.7
Sampson	2-1	30	3-4	.750	2-2	1.000	1-1	1.000	1	5	6	0	10-0	1	1	1	9	4.5
Papagiannis	2-0	20	4-5	.800	0-0	---	0-0	---	1	4	5	5	4-0	0	1	1	8	4.0
Caboclo (TOT)	1-0	6	1-3	.333	0-1	.000	0-0	---	2	0	2	0	0-0	0	0	0	2	2.0
Caboclo (SAC)	1-0	6	1-3	.333	0-1	.000	0-0	---	2	0	2	0	0-0	0	0	0	2	2.0
KINGS	4	985	170-368	.462	39-104	.375	58-70	.829	44	124	168	88	75-0	30	56	15	437	109.3
HORNETS	4	985	169-335	.504	43-111	.387	59-73	.808	24	134	158	93	78-0	25	63	21	440	110.0

2017-2018 SEASON SERIES (2-2) NEW ORLEANS PELICANS VS. SACRAMENTO

PLAYER	G-GS	MIN	FG-FGA	PCT	3FG-A	PCT	FT-FTA	PCT	OFF	DEF	TOT	AST	PF-DQ	STL	TO	BLK	PTS	AVG
Cousins	2-2	85	28-55	.509	7-15	.467	16-19	.842	9	25	34	10	10-0	4	12	1	79	39.5
Mirotic (TOT)	1-0	31	10-12	.833	4-6	.667	2-2	1.000	0	10	10	0	0-0	0	1	0	26	26.0
Mirotic (NO)	1-0	31	10-12	.833	4-6	.667	2-2	1.000	0	10	10	0	0-0	0	1	0	26	26.0
Holiday	4-4	147	31-62	.500	6-17	.353	10-11	.909	0	12	12	26	11-0	5	13	4	78	19.5
Davis	3-3	90	18-39	.462	4-7	.571	18-19	.947	4	20	24	8	3-0	3	9	11	58	19.3
Clark	4-1	96	22-34	.647	4-10	.400	5-7	.714	0	12	12	8	11-0	0	4	0	53	13.3
James (TOT)	3-1	50	16-25	.640	3-7	.429	2-3	.667	0	3	3	12	6-0	0	5	0	37	12.3
James (NO)	1-0	4	1-3	.333	0-0	---	0-0	---	0	0	0	0	2-0	0	0	0	2	2.0
Moore	4-4	142	19-43	.442	4-13	.308	1-2	.500	3	14	17	8	11-0	5	6	0	43	10.8
Nelson	3-0	85	12-27	.444	7-17	.412	0-0	---	0	6	6	17	5-0	0	5	1	31	10.3
Allen	1-0	12	3-6	.500	0-1	.000	0-0	---	0	4	4	0	3-0	2	2	0	6	6.0
Cunningham	3-2	69	6-14	.429	3-8	.375	1-4	.250	3	5	8	2	3-0	2	1	1	16	5.3
Miller	4-1	87	7-17	.412	4-14	.286	2-2	1.000	0	5	5	3	3-0	0	2	2	20	5.0
Okafor	1-1	17	2-2	1.000	0-0	---	1-1	1.000	3	3	6	1	3-0	0	1	0	5	5.0
Diallo	3-0	28	5-9	.556	0-0	---	2-2	1.000	1	6	7	0	6-0	0	3	0	12	4.0
Rondo	2-2	50	4-10	.400	0-3	.000	0-0	---	0	6	6	10	2-0	3	3	0	8	4.0
Liggins (TOT)	3-0	46	2-5	.400	0-1	.000	0-0	---	0	4	4	4	4-0	1	2	0	4	1.3
Liggins (NO)	1-0	9	1-1	1.000	0-0	---	0-0	---	0	1	1	0	0-0	0	0	0	2	2.0
Asik	2-0	33	0-1	.000	0-0	---	1-4	.250	1	5	6	0	5-0	1	1	1	1	0.5
PELICANS	4	985	169-335	.504	43-111	.387	59-73	.808	24	134	158	93	78-0	25	63	21	440	110.0
KINGS	4	985	170-368	.462	39-104	.375	58-70	.829	44	124	168	88	75-0	30	56	15	437	109.3

NEW ORLEANS PELICANS

ANTHONY DAVIS

KINGS VS PELICANS

DATE	W/L	H/A	SCORE	+/-
New Orleans				
12/15/02	W	H	107-92	+15
2/5/03	L	A	84-108	-24
12/18/03	W	A	101-90	+11
4/6/04	W	H	105-91	+14
12/1/04	W	A	94-81	+13
12/19/04	W	H	107-71	+36
1/8/05	L	A	117-121OT	-4
New Orleans/Oklahoma City				
11/1/05	L	A	67-93	-26
12/11/05	W	H	110-100	+10
1/13/06	L	A	76-90	-14
4/16/06	W	H	96-79	+17
1/26/07	L	A	84-88	-4
2/5/07	W	H	105-99	+6
2/14/07	L	A	93-110	-17
4/16/07	L	H	118-125	-7
New Orleans				
10/31/07	L	A	90-104	-14
2/1/08	W	H	112-103	+9
4/12/08	W	H	94-91	+3
11/19/08	W	A	105-96	+9
12/20/08	L	A	90-99	-9
2/23/09	L	H	105-112	-7
3/31/09	L	H	110-111	-1
10/30/09	L	A	92-97	-5
11/29/09	W	H	112-96	+16
12/8/09	L	A	94-96	-2
11/21/10	L	H	71-75	-4
12/15/10	L	A	91-94	-3
1/29/11	W	H	102-96	+6
3/12/11	L	A	103-115	-12
1/1/12	W	H	96-80	+16
2/6/12	W	A	100-92	+8
3/7/12	W	H	99-98	+1
4/11/12	L	A	96-105	-9
1/21/13	L	A	105-114	-9
2/24/13	L	A	95-110	-15
4/10/13	W	H	121-110	+11
12/23/13	L	H	100-113	-13
1/21/14	W	A	114-97	+17
3/3/14	W	H	96-89	+7
3/31/14	W	A	102-97	+5
11/18/14	L	H	100-106	-6
11/25/14	W	A	99-89	+10
3/27/15	L	A	88-102	-14
4/3/15	L	H	95-101	-6
1/13/16	L	H	97-109	-12
1/28/16	L	A	105-114	-9
3/7/16	L	A	112-115	-3
3/16/16	L	H	108-123	-15
11/8/16	W	H	102-94	+8
2/12/17	W	H	105-99	+6
3/31/17	L	A	89-117	-28
11/26/17	L	H	106-114	-9
12/8/17	W	A	116-109OT	+7
1/30/18	W	A	114-103	+11
3/7/18	L	H	101-114	-13

	OVR	HM	RD
02-03	1-1	1-0	0-1
03-04	2-0	1-0	1-0
04-05	2-1	1-0	1-1
05-06	2-2	2-0	0-2
06-07	1-3	1-1	0-2
07-08	2-1	2-0	0-1
08-09	1-3	0-2	1-1
09-10	1-2	1-0	0-2
10-11	1-3	1-1	0-2
11-12	3-1	2-0	1-1
12-13	1-2	1-0	0-2
13-14	3-1	1-1	2-0
14-15	1-3	0-2	1-1
15-16	0-4	0-2	0-2
16-17	2-1	2-0	0-1
17-18	2-2	0-2	2-0

NEW YORK KNICKS

Two Pennsylvania Plaza
New York, NY 10121-0091
Phone: (212) 465-6471
www.nyknicks.com

COLORS:

HOME COURT (CAPACITY): Madison Square Garden (19,812) - opened 1968

FOUNDED: 1946-47, New York Knickerbockers

HEAD COACH: David Fizdale (College - San Diego)
ASSISTANT COACHES:
Keith Smart (College - Indiana)
Jud Buechler (College - Arizona)
Pat Sullivan (College - North Carolina)
Royal Ivey (College - Texas)
Kaleb Canales (College - Texas-Arlington)
ATHLETIC TRAINER:
Roger Hinds (College - Brooklyn College)
ASSISTANT TRAINER: Anthony Goenaga (College - Long Island University)

EXECUTIVE CHAIRMAN, THE MADISON SQUARE GARDEN COMPANY: James L. Dolan
VICE PRESIDENT, PUBLIC RELATIONS: Jonathan Supranowitz
DIRECTOR, MEDIA RELATIONS: Gregg Schwartz
RADIO: ESPN Radio (98.7 FM), Mike Crispino, Brendan Brown
TV: MSG Network (cable), Mike Breen, Walt Frazier

NBA TITLES WON: 2, 1969-70, 1972-73

ALL-TIME NBA RECORD: 2761-2878 (.490)

2017-18 RECORD: 29-53 (4th in Atlantic)

2017-18 PLAYOFF RESULTS: Did Not Qualify

ALL-TIME SERIES (68 YEARS)

	OVERALL	HOME	ROAD
Sac-Era	30-35	20-13	10-22
All-Time	154-144		

CURRENT STREAKS

	OVERALL	HOME	ROAD
Kings	W1	W1	L2

2018-19 SERIES SCHEDULE

DATE	SITE	TIME (PST)
3/4	Golden1 Center	7:00 p.m.
3/9	Madison Square Garden	9:00 a.m.

2017-18 VS. KNICKS (1-1)

DATE	SITE	RESULT
11/7	Madison Sqaure Garden	L, 91-118
3/4	Golden1 Center	W, 102-99

SERIES FACTS
Last Home Win: 3/4/18 (102-99)
Last Road Win: 3/20/16 (88-80)
Last Home Loss: 12/9/16 (100-103)
Last Road Loss: 11/7/17 (91-118)
Biggest Win: 40 (134-94) vs. NY, 12/10/61
Biggest Loss: 43 (92-135) vs. NY, 2/6/70

2017-2018 SEASON SERIES (1-1) SACRAMENTO KINGS VS. NEW YORK

PLAYER	G-GS	MIN	FG-FGA	PCT	3FG-A	PCT	FT-FTA	PCT	OFF	DEF	TOT	AST	PF-DQ	STL	TO	BLK	PTS	AVG
Labissiere	2-1	58	10-20	.500	1-2	.500	12-13	.923	4	8	12	4	7-0	2	2	3	33	16.5
Bogdanovic	2-2	48	10-18	.556	3-7	.429	8-8	1.000	0	3	3	8	3-0	3	1	1	31	15.5
Hield	2-0	54	11-23	.478	6-9	.667	1-2	.500	2	9	11	5	2-0	1	4	0	29	14.5
Carter	1-0	24	3-6	.500	3-5	.600	0-0	---	0	4	4	0	3-0	0	1	0	9	9.0
Fox	2-1	54	6-19	.316	2-5	.400	4-5	.800	1	3	4	4	4-0	2	3	0	18	9.0
Koufos	2-1	51	9-17	.529	0-0	---	0-0	---	6	12	18	2	3-0	0	3	1	18	9.0
Jackson	2-1	50	7-25	.280	1-10	.100	1-1	1.000	4	6	10	2	1-0	0	3	0	16	8.0
Mason	2-0	31	4-8	.500	1-1	1.000	5-6	.833	0	2	2	3	2-0	2	2	0	14	7.0
Randolph	1-1	20	2-5	.400	0-0	---	2-2	1.000	0	3	3	2	0-0	0	3	0	6	6.0
Cauley-Stein	1-1	17	2-6	.333	0-0	---	1-2	.500	1	2	3	3	5-0	0	1	0	5	5.0
Temple	2-1	43	4-12	.333	2-9	.222	0-0	---	0	5	5	5	3-0	1	0	2	10	5.0
Hill	1-1	21	1-5	.200	1-3	.333	1-2	.500	0	3	3	2	2-0	0	1	1	4	4.0
Caboclo (TOT)	1-0	8	0-2	.000	0-1	.000	0-0	---	0	2	2	0	1-0	0	0	1	0	0.0
Caboclo (SAC)	1-0	8	0-2	.000	0-1	.000	0-0	---	0	2	2	0	1-0	0	0	1	0	0.0
Shumpert (TOT)	1-1	20	0-4	.000	0-2	.000	0-0	---	0	4	4	0	3-0	0	4	1	0	0.0
KINGS	2	480	69-166	.416	20-52	.385	35-41	.854	18	62	80	40	36-0	11	24	9	193	96.5
KNICKERBOCKERS	2	480	87-178	.489	18-48	.375	25-33	.758	23	65	88	50	41-0	14	24	13	217	108.5

2017-2018 SEASON SERIES (1-1) NEW YORK KNICKERBOCKERS VS. SACRAMENTO

PLAYER	G-GS	MIN	FG-FGA	PCT	3FG-A	PCT	FT-FTA	PCT	OFF	DEF	TOT	AST	PF-DQ	STL	TO	BLK	PTS	AVG
Porzingis	1-1	27	11-21	.524	4-6	.667	8-9	.889	1	4	5	2	2-0	0	0	2	34	34.0
Kanter	2-2	49	15-23	.652	0-0	---	1-1	1.000	11	18	29	2	3-0	3	2	0	31	15.5
Lee	2-2	54	11-15	.733	7-9	.778	1-3	.333	0	6	6	3	2-0	1	1	0	30	15.0
Dotson	1-0	14	6-9	.667	2-3	.667	0-0	---	0	1	1	1	3-0	0	2	0	14	14.0
Hardaway	2-2	61	13-32	.406	2-13	.154	0-0	---	1	5	6	3	4-0	1	0	1	28	14.0
Burke	1-0	27	5-10	.500	0-2	.000	1-2	.500	1	1	2	6	1-0	1	2	2	11	11.0
Beasley	2-1	47	8-17	.471	0-2	.000	0-1	.000	2	8	10	3	2-0	0	6	4	16	8.0
McDermott	1-0	28	4-8	.500	0-2	.000	0-0	---	1	1	2	1	2-0	0	2	1	8	8.0
O'Quinn	2-0	39	5-8	.625	0-0	---	6-6	1.000	3	11	14	9	6-0	3	2	3	16	8.0
Jack	1-1	25	2-3	.667	1-1	1.000	0-0	---	0	2	2	6	1-0	0	2	0	5	5.0
Thomas	1-0	14	1-4	.250	1-2	.500	2-2	1.000	1	2	3	0	2-0	1	0	0	5	5.0
Ntilikina	2-0	46	2-9	.222	1-3	.333	4-4	1.000	1	2	3	10	4-0	2	1	0	9	4.5
Mudiay (TOT)	3-1	67	5-23	.217	0-7	.000	3-8	.375	0	9	9	9	7-0	0	5	0	13	4.3
Mudiay (NY)	1-1	19	0-6	.000	0-3	.000	0-2	.000	0	1	1	3	2-0	0	0	0	0	0.0
Hicks	1-0	9	2-4	.500	0-0	---	0-0	---	0	0	0	0	1-0	0	1	0	4	4.0
Williams (TOT)	1-0	13	1-5	.200	0-1	.000	2-3	.667	1	2	3	0	3-0	1	1	0	4	4.0
Williams (NY)	1-0	13	1-5	.200	0-1	.000	2-3	.667	1	2	3	0	3-0	1	1	0	4	4.0
Hernangomez	1-0	9	1-4	.250	0-1	.000	0-0	---	0	1	1	1	3-0	1	2	0	2	2.0
KNICKERBOCKERS	2	480	87-178	.489	18-48	.375	25-33	.758	23	65	88	50	41-0	14	24	13	217	108.5
KINGS	2	480	69-166	.416	20-52	.385	35-41	.854	18	62	80	40	36-0	11	24	9	193	96.5

NEW YORK KNICKS

WALT FRAZIER

KINGS VS KNICKS

DATE	W/L	H/A	SCORE	+/-
1/13/86	L	A	97-115	-18
2/3/86	W	H	94-90	+4
11/6/86	L	H	95-106	-11
1/10/87	L	A	115-119	-4
1/23/88	W	H	97-94	+3
2/18/88	L	A	104-108	-4
12/10/88	L	A	111-124	-13
1/19/89	W	H	112-106	+6
11/16/89	L	H	102-121	-19
2/1/90	L	A	89-96	-7
11/10/90	L	H	88-93	-5
2/2/91	L	A	78-92	-14
2/18/92	L	A	97-110	-13
2/27/92	W	H	110-109OT	+1
1/12/93	L	H	93-104	-11
3/30/93	L	A	87-109	-22
12/4/93	L	A	101-123	-22
3/1/94	L	H	88-100	-12
12/15/94	L	H	84-94	-10
2/23/95	L	A	90-103	-13
1/13/96	W	A	119-111	+8
2/28/96	W	H	90-85	+5
11/30/96	L	A	101-115	-14
2/20/97	L	H	87-109	-22
11/9/97	W	H	86-78	+8
11/15/97	L	A	87-114	-27
3/24/99	W	H	92-91	+1
1/30/00	L	A	111-120	-9
3/28/00	W	H	103-95	+8
2/25/01	L	A	86-88	-2
3/27/01	W	H	124-117OT	+7
3/14/02	L	A	96-113	-17
4/7/02	W	H	116-82	+34

DATE	W/L	H/A	SCORE	+/-
11/6/02	L	A	88-95	-7
2/23/03	W	H	99-92	+7
11/7/03	L	A	111-114	-3
2/24/04	W	H	107-99	+8
1/4/05	W	A	105-98	+7
2/4/05	W	H	116-115	+1
11/13/05	L	H	95-105	-10
1/25/06	W	A	106-102OT	+4
1/2/07	W	H	112-100	+12
1/15/07	L	A	97-102	-5
11/16/07	W	H	123-118 2OT	+5
1/2/08	W	A	107-97	+10
12/13/08	L	H	90-114	-24
3/20/09	W	A	121-94	+27
11/25/09	W	H	111-97	+14
2/9/10	W	A	118-114OT	+4
11/17/10	L	H	106-113	-5
1/14/11	W	A	93-83	+10
12/31/11	L	H	92-114	-22
2/15/12	L	A	85-100	-15
12/28/12	W	H	106-105	+1
2/2/13	L	A	81-120	-39
2/12/14	W	A	106-101OT	+5
3/26/14	L	H	99-107	-8
12/27/14	W	H	135-129OT	+6
3/3/15*	W	A	124-86	+38

* 1/26/15 PPD - severe weather

12/10/15	W	H	99-97	+2
3/20/16	W	A	88-80	+8
12/4/16	L	A	98-106	-8
12/9/16	L	H	100-103	-3
11/7/17	L	A	91-118	-27
3/4/18	W	L	102-99	+3

	OVR	HM	RD
48-72	108-86		
72-73	0-4	0-2	0-2
73-74	1-3	0-2	1-1
74-75	2-2	1-1	1-1
75-76	1-3	1-1	0-2
76-77	4-0	2-0	2-0
77-78	0-4	0-2	0-2
78-79	2-1	1-0	1-1
79-80	1-1	0-1	1-0
80-81	1-1	1-0	0-1
81-82	2-0	1-0	1-0
82-83	1-1	1-0	0-1
83-84	0-2	0-1	0-1
84-85	1-1	1-0	0-1
85-86	1-1	1-0	0-1
86-87	0-2	0-1	0-1
87-88	1-1	1-0	0-1
88-89	1-1	1-0	0-1
89-90	0-2	0-1	0-1
90-91	0-2	0-1	0-1
91-92	1-1	1-0	0-1
92-93	0-2	0-1	0-1
93-94	0-2	0-1	0-1
94-95	0-2	0-1	0-1
95-96	2-0	1-0	1-0
96-97	0-2	0-1	0-1
97-98	1-1	1-0	0-1
98-99	1-0	1-0	0-0
99-00	1-1	1-0	0-1
00-01	1-1	1-0	0-1
01-02	1-1	1-0	0-1
02-03	1-1	1-0	0-1
03-04	1-1	1-0	0-1
04-05	2-0	1-0	1-0
05-06	1-1	0-1	1-0
06-07	1-1	1-0	0-1
07-08	2-0	1-0	1-0
08-09	1-1	0-1	1-0
09-10	2-0	1-0	1-0
10-11	1-1	0-1	1-0
11-12	0-2	0-1	0-1
12-13	1-1	1-0	0-1
13-14	1-1	0-1	1-0
14-15	2-0	1-0	1-0
15-16	2-0	1-0	1-0
16-17	0-2	0-1	0-1
17-18	1-1	1-0	0-1

OKLAHOMA CITY THUNDER

208 Thunder Drive
Oklahoma City, OK 73102
Phone: (405) 208-4800
www.thunder.nba.com

COLORS:

HOME COURT (CAPACITY): Chesapeake Energy Arena (18,203) - opened 2002

FOUNDED: 1967-68, Seattle SuperSonics, 2008-09 Oklahoma City Thunder

HEAD COACH: Billy Donovan (College - Providence)
ASSISTANT COACHES:
Bob Beyer (College - Alfred)
Mark Bryant (College - Seton Hall)
Vin Bhavnani (College - USC)
Maurice Cheeks (College - West Texas State)
Adrian Griffin (College - Seton Hall)
Darko Rajakovic
DIRECTOR OF QUALITY CONTROL: Billy Schmidt (College - Wake Forest)
DIRECTOR OF PERFORMANCE ANALYSIS: Steve Scalzi (College - Boston College)
SENIOR PLAYER DEVELOPMENT COACH/ BASKETBALL AND TEAM PERFORMANCE: Dave Bliss (College - Georgia)
VICE PRESIDENT OF HUMAN & PLAYER PERFORMANCE: Donnie Strack, DPT, ATC (College - Regis)

CHAIRMAN: Clayton Bennett
EXECUTIVE VICE PRESIDENT/GENERAL MANAGER: Sam Presti
EVP/CHIEF ADMINISTRATIVE OFFICER: Danny Barth
VICE PRESIDENT OF IDENTIFICATION AND INTELLIGENCE: Will Dawkins
VICE PRESIDENT OF INSIGHT & FORESIGHT: Rob Hennigan
VICE PRESIDENT OF LOGISTICS & ENGAGEMENT: Marc St. Yves
RADIO: WWLS (98.1 FM/640 AM), Matt Pinto
SPANISH RADIO: WKY (930 AM), Eleno Ornales
TV: Fox Sports Oklahoma (cable), Michael Cage, Lesley McCaslin, Nick Gallo

NBA TITLES WON: 1, 1978-79

ALL-TIME NBA RECORD: 2234-1900 (.539)

2017-18 RECORD: 48-34 (2nd in Northwest)

2017-18 PLAYOFF RESULTS: Lost 2-4 to Utah in First Round.

ALL-TIME SERIES (50 YEARS)

	OVERALL	HOME	ROAD
Sac-Era	50-88	33-36	17-52
All-Time	86-145	54-60	31-83

CURRENT STREAKS

	OVERALL	HOME	ROAD
Kings	L3	L1	L3

2018-19 SERIES SCHEDULE

DATE	SITE	TIME (PST)
10/21	Chesapeake Energy Arena	4:00 p.m.
11/19	Golden 1 Center	7:00 p.m.
12/19	Golden 1 Center	7:00 p.m.
2/23	Chesapeake Energy Arena	5:00 p.m.

2017-18 VS.THUNDER (1-3)

DATE	SITE	RESULT
11/7	Golden 1 Center	W, 94-86
1/15	Chesapeake Energy Arena	L, 88-95
2/22	Golden 1 Center	L, 107-110
3/12	Chesapeake Energy Arena	L, 101-106

SERIES FACTS
Last Home Win: 11/7/17 (94-86)
Last Road Win: 1/4/16 (116-104)
Last Home Loss: 2/22/18 (107-110)
Last Road Loss: 3/12/18 (101-106)
Biggest Win: 33 (118-85) vs. Sea., 2/18/00
Biggest Loss: 35 (75-110) vs. Sea., 12/20/90

2017-2018 SEASON SERIES (1-3) SACRAMENTO KINGS VS. OKLAHOMA CITY

PLAYER	G-GS	MIN	FG-FGA	PCT	3FG-A	PCT	FT-FTA	PCT	OFF	DEF	TOT	AST	PF-DQ	STL	TO	BLK	PTS	AVG
Randolph	3-3	90	25-56	.446	4-12	.333	3-3	1.000	5	20	25	7	4-0	4	7	0	57	19.0
Hield	4-0	100	22-43	.512	8-17	.471	7-7	1.000	2	20	22	9	6-0	3	4	2	59	14.8
Fox	3-2	85	13-31	.419	2-8	.250	5-7	.714	0	6	6	23	9-0	1	9	2	33	11.0
Bogdanovic	4-4	100	13-36	.361	7-17	.412	10-11	.909	3	14	17	7	10-0	2	9	2	43	10.8
Temple	4-3	112	16-33	.485	8-17	.471	3-4	.750	3	13	16	13	10-0	4	7	1	43	10.8
Cauley-Stein	4-3	112	16-36	.444	0-1	.000	8-14	.571	9	16	25	5	13-0	7	8	4	40	10.0
Jackson	4-2	109	16-37	.432	6-18	.333	0-0	---	2	9	11	5	7-0	4	1	0	38	9.5
Mason	2-0	28	3-9	.333	0-2	.000	8-8	1.000	1	1	2	3	4-0	2	2	0	14	7.0
Carter	3-0	67	8-18	.444	3-10	.300	1-1	1.000	2	12	14	9	6-0	3	2	2	20	6.7
Labissiere	3-1	65	8-22	.364	0-4	.000	3-9	.333	2	11	13	1	10-0	1	2	2	19	6.3
Hill	2-1	48	4-11	.364	2-8	.250	1-2	.500	1	8	9	4	6-0	2	3	0	11	5.5
Koufos	3-1	44	6-15	.400	0-0	---	1-2	.500	4	13	17	1	9-0	0	2	0	13	4.3
Papagiannis	1-0	1	0-0	---	0-0	---	0-0	---	0	0	0	0	0-0	0	0	0	0	0.0
KINGS	4	960	150-347	.432	40-114	.351	50-68	.735	34	143	177	87	94-0	33	57	15	390	97.5
THUNDER	4	960	141-342	.412	49-138	.355	66-94	.702	42	153	195	82	67-0	37	59	21	397	99.3

2017-2018 SEASON SERIES (3-1) OKLAHOMA CITY THUNDER VS. SACRAMENTO

PLAYER	G-GS	MIN	FG-FGA	PCT	3FG-A	PCT	FT-FTA	PCT	OFF	DEF	TOT	AST	PF-DQ	STL	TO	BLK	PTS	AVG
Anthony	4-4	132	26-67	.388	19-39	.487	9-11	.818	4	22	26	4	13-0	2	5	3	80	20.0
George	4-4	148	25-68	.368	11-31	.355	16-18	.889	1	22	23	19	10-0	9	6	1	77	19.3
Westbrook	4-4	144	26-68	.382	5-18	.278	16-25	.640	3	50	53	37	7-0	6	27	0	73	18.3
Adams	4-4	123	21-33	.636	0-0	---	9-20	.450	19	17	36	6	13-0	7	6	8	51	12.8
Grant	4-0	93	13-27	.481	0-4	.000	3-6	.500	6	12	18	3	6-0	0	2	2	29	7.3
Brewer (TOT)	4-1	60	7-13	.538	3-7	.429	7-7	1.000	1	6	7	2	2-0	4	0	1	24	6.0
Brewer (OKC)	1-1	33	4-8	.500	1-4	.250	7-7	1.000	1	5	6	1	1-0	2	0	1	16	16.0
Patterson	4-0	66	6-16	.375	4-11	.364	3-4	.750	0	10	10	0	5-0	3	1	0	19	4.8
Abrines	4-0	37	5-11	.455	4-10	.400	2-2	1.000	1	2	3	0	2-0	2	1	0	16	4.
Felton	4-0	64	7-24	.292	1-10	.100	1-1	1.000	2	6	8	9	3-0	3	2	2	16	4.0
Roberson	1-1	29	2-5	.400	0-1	.000	0-0	---	3	1	4	2	2-0	2	1	1	4	4.0
Ferguson	4-1	47	4-8	.500	3-6	.500	0-0	---	1	0	1	1	4-0	0	1	2	11	2.8
Huestis	4-1	44	2-7	.286	1-4	.250	0-0	---	1	6	7	0	1-0	1	1	1	5	1.3
THUNDER	4	960	141-342	.412	49-138	.355	66-94	.702	42	153	195	82	67-0	37	59	21	397	99.3
KINGS	4	960	150-347	.432	40-114	.351	50-68	.735	34	143	177	87	94-0	33	57	15	390	97.5

OKLAHOMA CITY THUNDER



NATE McMILLAN

KINGS VS THUNDER

DATE	W/L	H/A	SCORE	+/-
Seattle				
11/9/85	W	H	98-93	+5
1/18/86	W	H	98-96OT	+2
2/6/86	W	H	115-106	+9
2/25/86	W	A	102-100	+2
3/27/86	W	A	103-101	+2
11/1/86	L	A	103-114	-11
11/18/86	L	A	105-119	-14
1/17/87	W	H	125-115	+10
3/15/87	W	H	107-106	+1
3/31/87	L	A	129-132	-3
12/17/87	L	A	109-114	-5
1/10/88	W	H	109-108	+1
1/26/88	L	H	100-116	-16
2/26/88	L	A	130-133	-3
3/9/88	L	H	97-106	-9
11/8/88	L	H	75-97	-22
12/17/88	L	A	111-141	-30
1/5/89	L	A	106-120	-14
1/14/89	L	H	93-102	-9
2/25/89	W	A	97-94	+3
2/27/89	L	H	107-116	-9
11/4/89	W	H	107-100	+7
2/23/90	L	A	85-97	-12
4/9/90	W	A	106-105	+1
4/19/90	L	H	118-130OT	-12
12/20/90	L	H	75-110	-35
12/22/90	L	A	93-121	-28
1/12/90	W	H	101-85	+16
3/2/91	L	A	106-120	-14
4/3/91	L	A	91-106	-15
11/5/91	L	A	87-98	-11
12/26/91	L	H	106-115OT	-9
2/29/92	W	H	115-110	+4
4/2/92	L	H	103-111	-8
4/17/92	L	A	106-130	-24
11/14/92	L	A	117-133	-16
11/23/92	W	H	103-99	+4
2/26/93	L	H	120-141	-21
3/18/93	L	A	111-131	-20
4/9/93	L	A	97-111	-14
11/24/93	L	H	93-120	-27
1/7/94	L	A	93-102	-9
1/19/94	L	H	95-114	-19
3/5/94	L	A	98-114	-16
3/6/94	L	H	85-102	-17
11/9/94	W	A	108-100	+8
12/8/94	W	H	103-91	+12
12/26/94	L	A	103-123	-20
3/31/95	L	A	95-120	-25
4/21/95	W	H	105-97	+8
12/8/95	L	H	103-120	-17
2/24/96	L	A	91-104	-13
3/24/96	L	H	110-112	-2
4/10/96	L	A	89-108	-19
11/11/96	L	H	94-110	-16
11/16/96	L	A	96-108	-12
3/22/97	L	A	99-113	-14
4/6/97	W	H	113-101	+12
11/28/97	L	A	96-113	-17
12/26/97	L	H	95-111	-16
1/26/98	W	H	111-92	+19
2/23/98	L	A	83-109	-26
3/23/98	L	A	83-109	-26
2/17/99	W	A	109-106OT	+3
3/1/99	L	H	102-105OT	-3
4/6/99	W	A	112-106OT	+6
4/15/99	L	H	98-99OT	-1
12/29/99	W	A	113-104	+9
2/18/00	W	H	118-85	+33
3/31/00	L	A	108-123	-15
4/18/00	L	H	112-119OT	-7
11/25/00	W	H	125-101	+24
12/20/00	L	A	85-89	-4
12/23/00	W	H	97-92	+5
1/21/01	L	A	107-109	-2
10/30/01	W	H	101-95	+6
12/19/01	L	A	92-104	-12
1/31/02	W	A	99-95	+4
2/17/02	L	H	116-126	-10
11/15/02	L	A	97-111	-14
1/30/03	W	A	95-77	+18
2/14/03	W	H	110-81	+29
4/8/03	W	H	107-85	+22
1/4/04	W	H	130-99	+31
1/7/04	L	A	93-104	-11
1/31/04	W	A	110-103	+7
2/3/04	W	H	117-101	+16
11/10/04	L	A	78-108	-30
2/1/05	L	H	101-106	-5
2/10/05	L	A	107-115	-8
4/5/05	W	H	122-101	+21
11/20/05	L	A	104-106	-2
12/10/05	W	A	123-104	+19
3/21/06	W	H	105-96	+9
4/18/06	W	H	111-105	+6
11/24/06	W	A	109-100	+9
2/10/07	W	A	114-93	+21
2/11/07	L	H	103-114	-11
11/6/07	W	H	104-98	+6
1/27/08	W	A	103-101	+2
2/6/08	L	H	92-105	-13
3/30/08	W	A	120-107	+13
Oklahoma City				
2/1/09	W	H	112-118OT	+4
2/8/09	L	A	113-116	-3
3/10/09	L	H	98-99	-1
10/28/09	L	A	89-102	-13
11/10/09	W	H	101-98	+3
3/2/10	L	A	107-113	-6
3/7/10	L	H	102-108	-6
12/17/10	L	A	87-102	-15
2/12/11	L	H	97-99	-2
2/15/11	L	A	96-126	-30
4/11/11	L	H	112-120	-8
2/9/12	W	H	106-101	+5
4/13/12	L	A	89-115	-26
4/20/12	L	H	92-103	-11
4/24/12	L	A	110-118	-8
12/14/12	L	A	103-113	-13
1/25/13	L	H	95-105	-10
4/15/13	L	A	95-104	-9
12/3/13	L	H	95-97	-2
1/19/14	L	A	93-108	-15
3/28/14	L	A	81-94	-13
4/8/14	L	H	92-107	-15
11/9/14	L	A	93-101	-8
12/16/14	L	H	92-104	-12
1/7/15	W	H	104-83	+21
4/10/15	L	A	103-116	-13
12/6/15	L	A	95-98	-3
1/4/16	W	A	116-104	+12
2/29/16	L	H	116-131	-15
4/9/16	W	H	114-112	+2
11/23/16	W	H	116-101	+15
1/15/17	L	H	118-122	-4
3/18/17	L	A	94-110	-16
11/7/17	W	H	94-86	+8
1/15/18	L	A	88-95	-13
2/22/18	L	H	107-110	-3
3/12/18	L	A	101-106	-5

	OVR	HM	RD	
67-68	6-1	3-0	2-0	1-1
68-69	3-3	2-0	1-2	0-1
69-70	1-5	1-2	0-3	
70-71	1-4	1-2	0-2	
71-72	0-5	0-2	0-3	
72-73	4-2	2-1	2-1	
73-74	2-4	1-2	1-2	
74-75	1-3	0-2	1-1	
75-76	2-3	1-2	1-1	
76-77	1-3	1-1	0-2	
77-78	1-3	0-2	1-1	
78-79	2-2	2-0	0-2	
79-80	3-3	2-1	1-2	
80-81	2-3	1-1	1-2	
81-82	2-3	1-2	1-1	
82-83	1-4	1-1	0-3	
83-84	1-4	0-3	1-1	
84-85	3-2	2-0	1-2	
85-86	5-0	3-0	2-0	
86-87	2-3	2-0	0-3	
87-88	1-4	1-2	0-2	
88-89	1-5	0-3	1-2	
89-90	2-2	1-1	1-1	
90-91	1-4	1-1	0-3	
91-92	1-4	1-2	0-2	
92-93	1-4	1-1	0-3	
93-94	0-5	0-3	0-2	
94-95	3-2	2-0	1-2	
95-96	0-4	0-2	0-2	
96-97	1-3	1-1	0-2	
97-98	1-3	1-1	0-2	
98-99	2-2	0-2	2-0	
99-00	2-2	1-1	1-1	
00-01	2-2	2-0	0-2	
01-02	2-2	1-1	1-1	
02-03	3-1	2-0	1-1	
03-04	3-1	2-0	1-1	
04-05	1-3	1-1	0-2	
05-06	3-1	2-0	1-1	
06-07	2-1	0-1	2-0	
07-08	3-1	1-1	2-0	
08-09	1-2	1-1	0-1	
09-10	1-3	1-1	0-2	
10-11	0-4	0-2	0-2	
11-12	1-3	1-1	0-2	
12-13	0-3	0-1	0-2	
13-14	0-4	0-2	0-2	
14-15	1-3	1-1	0-2	
15-16	2-2	1-1	1-1	
16-17	1-2	1-1	0-1	
17-18	1-3	1-1	0-2	

ORLANDO MAGIC

8701 Maitland Summit Boulevard
Orlando, FL 32810
Phone: (407) 916-2400
www.orlandomagic.com;
Twitter: @OralandoMagic; PR Twitter: Magic_PR

COLORS:

HOME COURT (CAPACITY):
Amway Center (18,846) - opened 1989

FOUNDED: 1989-90 expansion team, Orlando Magic

HEAD COACH:
Steve Clifford (College - Maine-Farmington)
ASSISTANT COACHES:
Mike Batiste (College - Arizona State)
Tyrone Corbin (College - DePaul)
Pat Delany (College - Saint Anselm)
Steve Hetzel (College - Michigan State)
Bruce Kreutzer (College - New Paltz)
HIGH PERFORMANCE DIRECTOR: David Tenney (College - Virgina Tech)
HIGH ATHLETIC TRAINER: Ernest Eugene (College - East Tennesse)
HIGH STRENGTH AND CONDITIONING COACH: Luke Storey (College - University of Chichester)

SENIOR CHAIRMAN: Rich DeVos
CHAIRMAN: Dan DeVos
CHIEF EXECUTIVE OFFICER/ALTERNATE GOVERNOR: Alex Martins
PRESIDENT OF BASKETBALL OPERATIONS: Jeff Weltman
GENERAL MANAGER: John Hammond
ASSISTANT GENERAL MANAGER: Pete D'Alessandro
ASSISTANT GENERAL MANAGER: Matt Lloyd
RADIO: FM 96.9 The Game (FM 96.9), Dennis Neumann, Richie Adubato
RADIO (SPANISH): Salsa 98.1 FM 9WNUE-FM), Joey Colon
TV: Fox Sports Florida, David Steele, Jeff Turner, Dante Marchitelli

NBA TITLES WON: None

ALL-TIME NBA RECORD: 1116-1214 (.479)

2017-18 RECORD: 25-57 (5th in Southeast)

2017-18 PLAYOFF RESULTS: Did not qualify

ALL-TIME SERIES (28 YEARS)

	OVERALL	HOME	ROAD
Sac-Era	31-27	20-9	11-18
All-Time	31-27	20-9	11-18

CURRENT STREAKS

	OVERALL	HOME	ROAD
Kings	W3	W2	W1

2018-19 SERIES SCHEDULE

DATE	SITE	TIME (PST)
10/30	Amway Center	4:00 p.m.
1/7	Golden 1 Center	7:00 p.m.

2017-18 VS. MAGIC (2-0)

DATE	SITE	RESULT
1/23	Amway Center	W, 105-99
3/9	Golden 1 Center	W, 94-88

SERIES FACTS
Last Home Win: 3/9/18 (120-115)
Last Road Win: 1/23/18 (105-99)
Last Home Loss: 3/11/16 (100-107)
Last Road Loss: 3/6/15 (114-119)
Biggest Win: 30 (122-92) vs. Orl., 11/21/03
Biggest Loss: 32 (107-139) vs. Orl., 1/13/09

2017-2018 SEASON SERIES (2-0) SACRAMENTO KINGS VS. ORLANDO

PLAYER	G-GS	MIN	FG-FGA	PCT	3FG-A	PCT	FT-FTA	PCT	OFF	DEF	TOT	AST	PF-DQ	STL	TO	BLK	PTS	AVG
Temple	2-1	70	21-27	.778	8-12	.667	7-7	1.000	1	3	4	7	5-0	1	4	0	57	28.5
Cauley-Stein	1-1	33	9-18	.500	0-0	---	3-4	.750	5	4	9	4	2-0	1	1	5	21	21.0
Shumpert (TOT)	1-0	30	5-14	.357	4-5	.800	7-10	.700	1	6	7	2	1-0	0	1	1	21	21.0
Koufos	1-1	38	9-12	.750	0-0	---	0-0	---	2	11	13	0	3-0	0	1	0	18	18.0
Carter	2-1	57	6-18	.333	2-11	.182	5-7	.714	0	4	4	6	3-0	4	1	1	19	9.5
Labissiere	2-2	45	6-11	.545	0-0	---	6-7	.857	3	13	16	4	0-0	0	4	4	18	9.0
Bogdanovic	2-2	60	7-24	.292	2-12	.167	0-0	---	1	6	7	14	7-0	1	7	0	16	8.0
Cooley	1-0	8	4-6	.667	0-0	---	0-0	---	3	0	3	1	2-0	0	0	0	8	8.0
Fox	1-1	11	3-6	.500	1-1	1.000	0-0	---	1	0	1	0	1-0	0	0	0	7	7.0
Mason	1-0	28	2-12	.167	0-0	---	3-3	1.000	4	6	10	6	3-0	3	5	0	7	7.0
Hield	2-0	58	5-18	.278	3-8	.375	0-0	---	2	6	8	5	6-0	5	4	1	13	6.5
Jackson	2-1	54	5-10	.500	1-5	.200	0-0	---	0	14	14	1	3-0	0	2	1	11	5.5
Richardson	1-0	15	2-6	.333	0-2	.000	0-0	---	1	2	3	0	1-0	1	0	1	4	4.0
Papagiannis	1-0	3	0-2	.000	0-0	---	0-0	---	1	1	2	0	0-0	0	1	1	0	0.0
KINGS	2	480	79-170	.465	17-51	.333	24-28	.857	24	70	94	48	36-0	16	32	14	199	99.5
MAGIC	2	480	69-161	.429	20-60	.333	29-35	.829	16	58	74	40	34-1	16	31	8	187	93.5

2017-2018 SEASON SERIES (0-2) ORLANDO MAGIC VS. SACRAMENTO

PLAYER	G-GS	MIN	FG-FGA	PCT	3FG-A	PCT	FT-FTA	PCT	OFF	DEF	TOT	AST	PF-DQ	STL	TO	BLK	PTS	AVG
Fournier	1-1	38	7-17	.412	2-10	.200	6-6	1.000	0	2	2	4	1-0	0	1	0	22	22.0
Payton	1-1	34	9-14	.643	1-1	1.000	2-3	.667	2	5	7	7	2-0	3	3	0	21	21.0
Simmons	2-2	70	14-24	.583	3-8	.375	8-10	.800	1	8	9	3	3-0	1	2	0	39	19.5
Gordon	1-1	35	6-17	.353	2-7	.286	2-3	.667	4	8	12	2	3-0	1	7	0	16	16.0
Vucevic	1-1	33	5-11	.455	0-2	.000	3-4	.750	0	5	5	3	1-0	0	3	1	13	13.0
Augustin	2-1	45	7-15	.467	6-11	.545	2-2	1.000	1	3	4	10	3-0	2	2	0	22	11.0
Hezonja	2-1	46	6-17	.353	1-4	.250	0-0	---	0	5	5	1	2-0	3	1	0	13	6.5
Isaac	1-1	26	2-8	.250	2-5	.400	0-0	---	0	2	2	0	0-0	2	1	1	6	6.0
Mack	2-0	37	4-13	.308	2-6	.333	2-2	1.000	0	3	3	1	4-0	2	4	1	12	6.0
Biyombo	2-1	43	4-8	.500	0-0	---	0-0	---	4	9	13	6	8-1	0	6	4	8	4.0
Iwundu	2-0	32	2-6	.333	1-1	1.000	3-3	1.000	1	2	3	2	3-0	1	0	0	8	4.0
Birch	2-0	25	2-5	.400	0-0	---	1-2	.500	3	5	8	1	2-0	1	0	1	5	2.5
Purvis	1-0	10	1-4	.250	0-3	.000	0-0	---	0	1	1	0	2-0	0	0	0	2	2.0
Vaughn (TOT)	1-0	4	1-2	.500	0-1	.000	0-0	---	0	0	0	0	1-0	0	0	0	2	2.0
Speights	1-0	7	0-2	.000	0-2	.000	0-0	---	0	0	0	0	0-0	0	1	0	0	0.0
MAGIC	2	480	69-161	.429	20-60	.333	29-35	.829	16	58	74	40	34-1	16	31	8	187	93.5
KINGS	2	480	79-170	.465	17-51	.333	24-28	.857	24	70	94	48	36-0	16	32	14	199	99.5

ORLANDO MAGIC

SHAQUILLE O'NEAL

KINGS VS MAGIC

DATE	W/L	H/A	SCORE	+/-
11/21/89	L	H	113-115	-2
3/1/90	W	A	114-100	+14
12/15/90	W	H	117-108	+9
1/7/91	L	A	83-111	-28
2/24/91	L	A	90-120	-30
4/11/9	W	H	104-96	+8
11/23/91	W	A	95-93	+2
12/12/91	W	H	106-100	+6
12/17/92	L	A	91-112	-21
2/1/93	L	H	115-119	-4
12/19/93	L	H	91-97	-6
12/27/94	L	A	110-122	-12
11/30/94	L	A	107-114	-7
3/28/95	W	H	117-106	+11
12/2/95	W	H	109-106	+3
2/6/96	L	A	102-112	-10
12/8/96	W	H	91-84	+7
3/25/97	L	A	103-114	-11
11/12/97	W	A	115-89	+26
1/14/98	W	H	108-96	+12
2/22/99	L	A	96-107	-11
11/30/99	W	A	111-102	+9
1/20/00	W	H	111-103	+8
11/14/00	W	H	96-82	+14
3/13/01	W	A	114-108OT	+6
11/9/01	L	A	105-115	-10
12/11/01	W	A	112-100	+12
11/5/02	L	A	121-125	-4
11/17/02	W	H	101-99	+2
11/21/03	W	H	122-92	+30
3/7/04	W	A	107-90	+17
3/2/05	L	A	114-111	-3
3/15/05	W	H	105-94	+11

DATE	W/L	H/A	SCORE	+/-
1/15/06	W	H	104-100	+4
1/21/06	L	A	78-83OT	-10
12/4/06	L	H	89-92	-3
3/17/07	W	A	95-83	+12
1/8/08	W	H	104-100	+4
2/24/08	L	A	93-112	-19
11/1/08	L	A	103-121	-18
1/13/09	L	H	107-139	-32
1/12/10	L	H	88-109	-21
1/22/10	L	A	84-100	-16
2/23/11	W	A	111-105	+6
3/9/11	L	H	102-106	-4
1/8/12	L	H	97-104	-7
12/7/12	W	H	91-82	+9
2/27/13	W	A	125-101	+24
12/21/13	W	A	105-100	+5
1/10/14	W	H	103-83	+20
12/6/14	L	H	96-105	-9
3/6/15	L	A	114-119	-5
11/21/15	W	A	97-91	+6
3/11/16	L	H	100-107	-7
11/3/16	L	A	94-102	-8
3/13/17	W	H	120-115	+5
1/23/18	W	A	105-99	+6
3/9/18	W	H	94-88	+6

	OVR	HM	RD
89-90	1-1	0-1	1-0
90-91	2-2	2-0	0-2
91-92	2-0	1-0	1-0
92-93	0-2	0-1	0-1
93-94	0-2	0-1	0-1
94-95	1-1	1-0	0-1
95-96	1-1	1-0	0-1
96-97	1-1	1-0	0-1
97-98	2-0	1-0	1-0
98-99	0-1	0-0	0-1
99-00	2-0	1-0	1-0
00-01	2-0	1-0	1-0
01-02	1-1	1-0	0-1
02-03	1-1	1-0	0-1
03-04	2-0	1-0	1-0
04-05	1-1	1-0	0-1
05-06	1-1	1-0	0-1
06-07	1-1	1-0	0-1
07-08	1-1	1-0	0-1
08-09	0-2	0-1	0-1
09-10	0-2	0-1	0-1
10-11	1-1	0-1	1-0
11-12	0-1	0-1	0-0
12-13	2-0	1-0	1-0
13-14	2-0	1-0	1-0
14-15	0-2	0-1	0-1
15-16	1-1	0-1	1-0
16-17	1-1	1-0	0-1
17-18	2-0	1-0	1-0

PHILADELPHIA 76ERS

3 Banner Way
Camden, NJ 08103
Phone: (215) 339-7600
www.sixers.com; Twitter: @Sixers;
PR Twitter: @76ersPR, @SixersStats

COLORS:

76ers Blue | 76ers Red | 76ers Navy | 76ers Silver

HOME COURT (CAPACITY):
Wells Fargo Center (20,328) - opened 1996

FOUNDED: 1949-50, Syracuse Nationals; 1963-64, Philadelphia 76ers

HEAD COACH: Brett Brown (College – Boston University)
ASSISTANT COACHES:
Monty Williams (College - Santa Clara)
Billy Lange (College - Rowan)
Kevin Young (College - Clayton State (GA))
John Bryant (College - Saint Joseph's)
John Townsend
PLAYER DEVELOPMENT COACHES:
Dwayne Jones (College - St. John's)
Tyler Lashbrook
DIRECTOR OF PLAYER DEVELOPMENT:
Chris Babcock (Minnesota State)
HEAD OF STRENGTH AND CONDITIONING:
Todd Wright (College - Temple)
VICE PRESIDENT OF ATHLETE CARE:
Dr. Daniel Medina
DIRECTOR OF SPORTS PERFORMANCE AND RESEARCH: Dr. David T. Martin (College -Wyoming)
HEAD OF PERFORMANCE SCIENCE:
Jesse Wright (College - Temple)
ATHLETIC TRAINER: Kevin Johnson (College - Indiana State)

MANGING PARTNER: Josh Harris
MANAGING PARTNER: David Blitzer
CHIEF EXECUTIVE OFFICER: Scott O'Neil
GENERAL MANAGER: Elton Brand
ASSISTANT GENERAL MANAGER: Ned Cohen
SENIOR VICE PRESIDENT, PLAYER PERSONNEL:
Marc Eversley
SENIOR VICE PRESIDENT, ANALYTICS & STRATEGY:
Alex Rucker
RADIO: The Fanatic (97.5 FM), Tom McGinnis
TV: NBC Sports Philadelphia (cable), NBC Sports Philadelphia+, Marc Zumoff, Alaa Abdelnaby

NBA TITLES WON: 3, 1954-55, 1966-67, 1982-83

ALL-TIME NBA RECORD: 2806-2662 (.513)

2017-18 RECORD: 52-30 (3rd in Atlantic)

2017-18 PLAYOFF RESULTS: Won 4-1 over Miami in the First Round; Lost 1-4 to Boston in the Eastern Conference Semifinals

ALL-TIME SERIES (67 YEARS)

	OVERALL	HOME	ROAD
Sac-Era	32-32	19-12	13-20
All-Time	127-163		

CURRENT STREAKS

	OVERALL	HOME	ROAD
Kings	W1	W2	L1

2018-19 SERIES SCHEDULE

DATE	SITE	TIME (PST)
2/2	Golden1 Center	7:00 p.m.
3/15	Wells Fargo Center	4:00 p.m.

2017-18 VS. 76ERS (2-0)

DATE	SITE	RESULT
11/9	Golden1 Center	W, 109-108
12/19	Wells Fargo Center	W, 101-95

SERIES FACTS
Last Home Win: 11/9/17 (109-108)
Last Road Win: 2/10/16 (114-100)
Last Home Loss: 12/30/15 (105-110)
Last Road Loss: 1/30/17 (119-122)
Biggest Win: 56 (154-98) vs. Phil., 1/2/93
Biggest Loss: 37 (87-124) @ Syracuse, 11/16/60

2017-2018 SEASON SERIES (2-0) SACRAMENTO KINGS VS. PHILADELPHIA

PLAYER	G-GS	MIN	FG-FGA	PCT	3FG-A	PCT	FT-FTA	PCT	OFF	DEF	TOT	AST	PF-DQ	STL	TO	BLK	PTS	AVG
Randolph	2-2	58	19-33	.576	3-5	.600	6-10	.600	3	9	12	2	2-0	2	5	1	47	23.5
Hield	2-0	49	12-29	.414	5-13	.385	3-3	1.000	1	8	9	6	1-0	4	3	0	32	16.0
Mason	1-0	22	7-9	.778	2-2	1.000	0-0	---	0	0	0	1	1-0	1	0	2	16	16.0
Cauley-Stein	2-2	54	9-21	.429	0-0	---	6-12	.500	2	8	10	1	5-0	2	2	3	24	12.0
Jackson	2-0	50	8-16	.500	3-7	.429	3-3	1.000	0	3	3	4	2-0	1	1	0	22	11.0
Temple	2-2	59	6-16	.375	2-7	.286	2-6	.333	2	8	10	5	6-0	2	0	0	16	8.0
Bogdanovic	2-2	41	4-16	.250	2-10	.200	3-3	1.000	1	3	4	5	1-0	1	4	1	13	6.5
Fox	2-1	41	5-17	.294	0-3	.000	3-9	.333	1	4	5	8	3-0	0	2	0	13	6.5
Richardson	2-0	26	4-7	.571	2-3	.667	1-1	1.000	1	4	5	1	4-0	1	1	0	11	5.5
Koufos	2-0	32	5-7	.714	0-0	---	0-0	---	4	12	16	6	6-0	1	1	1	10	5.0
Hill	1-1	19	0-4	.000	0-1	.000	2-4	.500	0	3	3	7	1-0	0	1	0	2	2.0
Labissiere	2-0	15	2-6	.333	0-0	---	0-0	---	1	3	4	1	6-0	0	1	2	4	2.0
Carter	1-0	14	0-3	.000	0-3	.000	0-0	---	1	2	3	3	1-0	2	0	1	0	0.0
KINGS	2	480	81-184	.440	19-54	.352	29-51	.569	17	67	84	50	39-0	17	21	11	210	105.0
76ERS	2	480	71-168	.423	25-72	.347	36-51	.706	26	83	109	44	47-0	13	37	11	203	101.5

2017-2018 SEASON SERIES (0-2) PHILADELPHIA 76ERS VS. SACRAMENTO

PLAYER	G-GS	MIN	FG-FGA	PCT	3FG-A	PCT	FT-FTA	PCT	OFF	DEF	TOT	AST	PF-DQ	STL	TO	BLK	PTS	AVG
Embiid	1-1	32	7-20	.350	1-4	.250	7-8	.875	3	12	15	2	3-0	0	5	3	22	22.0
Covington	2-2	67	12-35	.343	8-25	.320	9-10	.900	2	8	10	2	7-0	2	5	4	41	20.5
Simmons	2-2	60	11-14	.786	0-0	---	9-13	.692	1	13	14	15	8-0	5	8	0	31	15.5
Bayless	1-0	26	5-12	.417	4-8	.500	1-2	.500	1	2	3	0	1-0	1	1	0	15	15.0
Saric	2-2	65	8-22	.364	4-13	.308	4-6	.667	4	15	19	5	4-0	1	5	0	24	12.0
Redick	2-2	54	9-23	.391	4-11	.364	0-0	---	0	6	6	6	4-0	0	1	0	22	11.0
McConnell	2-0	50	7-10	.700	0-0	---	1-2	.500	1	4	5	8	4-0	1	5	0	15	7.5
Anderson	1-0	17	2-9	.222	2-5	.400	0-0	---	5	5	10	0	1-0	1	1	0	6	6.0
Booker (TOT)	1-0	16	2-4	.500	0-0	---	2-4	.500	3	3	6	2	1-0	1	0	1	6	6.0
Booker (PHI)	1-0	16	2-4	.500	0-0	---	2-4	.500	3	3	6	2	1-0	1	0	1	6	6.0
Johnson	2-1	25	4-6	.667	0-0	---	2-4	.500	6	5	11	0	4-0	1	2	1	10	5.0
Luwawu-Cabarrot	2-0	33	2-8	.250	2-5	.400	1-2	.500	0	3	3	1	5-0	0	2	0	7	3.5
Holmes	2-0	35	2-5	.400	0-1	.000	0-0	---	0	7	7	3	5-0	0	1	2	4	2.0
76ERS	2	480	71-168	.423	25-72	.347	36-51	.706	26	83	109	44	47-0	13	37	11	203	101.5
KINGS	2	480	81-184	.440	19-54	.352	29-51	.569	17	67	84	50	39-0	17	21	11	210	105.0

PHILADELPHIA 76ERS

JULIUS "DR. J" ERVING

KINGS VS 76ERS

DATE	W/L	H/A	SCORE	+/-
12/30/85	L	H	84-87	-3
1/10/86	L	A	102-113	-11
12/27/86	L	H	95-99	-4
2/20/87	L	A	91-123	-32
11/28/87	W	H	115-114OT	+1
3/11/88	L	A	118-124	-6
3/1/89	L	H	111-114	-3
3/9/89	L	A	96-106	-10
12/29/89	W	H	105-95	+10
3/23/90	L	A	99-115	-16
11/21/90	L	A	99-101	-2
2/14/91	W	H	98-81	+17
1/2/92	W	H	114-110	+4
2/24/92	L	A	96-108	-12
1/2/93	W	H	154-98	+56
4/4/93	L	A	102-112	-10
12/10/93	W	A	109-103	+6
2/16/94	W	H	94-92OT	+2
12/2/94	L	A	96-99	-3
12/30/94	W	H	85-82	+3
11/7/95	W	A	109-106	+3
12/29/95	W	H	117-97	+20
1/5/97	W	H	107-106	+1
1/24/97	W	A	107-92	+15
12/28/97	W	H	92-90	+2
1/19/98	L	A	85-98	-13
2/24/99	L	A	81-94	-13
2/6/00	L	A	108-119	-11
4/2/00	W	H	117-95	+22
12/30/00	L	H	104-107OT	-3
3/16/01	W	A	100-79	+21
12/4/01	W	H	94-84	+10
3/13/02	W	A	92-88	+4
3/3/03	W	H	107-99	+8
4/6/03	W	A	97-81	+16
10/31/03	W	H	100-89	+11
3/4/04	W	A	114-105	+9
2/26/05	W	A	101-99	+2
3/28/05	W	H	118-109	+9
1/3/06	L	H	98-111	-13
1/24/06	L	A	103-109	-6
12/27/06	W	H	101-76	+25
2/26/07	L	A	82-89	-7
12/14/07	W	A	109-99	+10
12/28/07	L	H	80-92	-12
11/3/08	L	A	91-125	-34
3/22/09	L	H	100-112	-12
12/30/09	L	H	106-116	-10
1/15/10	L	A	86-98	-12
3/18/11	L	H	80-102	-22
3/27/11	W	A	114-111OT	+3
1/10/12	L	A	85-112	-27
2/1/13	L	A	80-89	-9
3/24/13	L	H	103-117	-14
1/2/14	L	H	104-113	-9
3/12/14	W	A	115-98	+17
3/13/15	L	A	107-114	-7
3/24/15	W	H	107-106	+1
12/30/15	L	H	105-110	-5
2/10/16	W	A	114-100	+14
12/26/16	W	H	102-100	+2
1/30/17*	L	A	119-122	-3

*11/30/16 PPD - court conditions

DATE	W/L	H/A	SCORE	+/-
11/9/17	W	H	109-108	+1
12/19/17	W	A	101-95	+6

	OVR	HM	RD
49-72	83-103		
72-73	3-1	2-0	1-1
73-74	1-3	0-2	1-1
74-75	1-3	1-1	0-2
75-76	1-3	1-1	0-2
76-77	1-3	1-1	0-2
77-78	1-3	1-1	0-2
78-79	2-2	1-1	1-1
79-80	1-1	1-0	0-1
80-81	0-2	0-1	0-1
81-82	0-2	0-1	0-1
82-83	0-2	0-1	0-1
83-84	0-2	0-1	0-1
84-85	1-1	0-1	1-0
85-86	0-2	0-1	0-1
86-87	0-2	0-1	0-1
87-88	1-1	1-0	0-1
88-89	0-2	0-1	0-1
89-90	1-1	1-0	0-1
90-91	1-1	1-0	0-1
91-92	1-1	1-0	0-1
92-93	1-1	1-0	0-1
93-94	2-0	1-0	1-0
94-95	1-1	1-0	0-1
95-96	2-0	1-0	1-0
96-97	2-0	1-0	1-0
97-98	1-1	1-0	0-1
98-99	0-1	0-0	0-1
99-00	1-1	1-0	0-1
00-01	1-1	0-1	1-0
01-02	2-0	1-0	1-0
02-03	2-0	1-0	1-0
03-04	2-0	1-0	1-0
04-05	2-0	1-0	1-0
05-06	0-2	0-1	0-1
06-07	1-1	1-0	0-1
07-08	1-1	0-1	1-0
08-09	0-2	0-1	0-1
09-10	0-2	0-1	0-1
10-11	1-1	0-1	1-0
11-12	0-1	0-0	0-1
12-13	0-2	0-1	0-1
13-14	1-1	0-1	1-0
14-15	1-1	1-0	0-1
15-16	1-1	0-1	1-0
16-17	1-1	1-0	0-1
17-18	2-0	1-0	1-0

PHOENIX SUNS

201 East Jefferson Street
Phoenix, AZ 85004
Phone: (602) 379-7900
www.suns.com

COLORS:

HOME COURT (CAPACITY):
Talking Stick Resort Arena (18,055) - opened on June 1, 1992

FOUNDED: 1968-69, Phoenix Suns

HEAD COACH: Igor Kokoškov
(College - Belgrade University)
ASSISTANT COACHES:
Joe Prunty (College - Cal Poly SLO)
Corliss Williamson (College - Arkansas)
Jamelle McMillan (College - Arizona State)
Jason Staudt (College -)
DIRECTOR OF PLAYER DEVELOPMENT:
Cody Toppert (College - Cornell)
PLAYER DEVELOPMENT COACH:
Devin Smith (College -)
SR VP, ATHLETE HEALTH & PERFORMANCE/HEAD ATHLETIC TRAINER: Aaron Nelson (College - Iowa St.)
DIRECTOR OF PERFORMANCE: Daniel Bove (College - Penn State)
HEAD STRENGTH & CONDITIONING COACH/ ASSISTANT ATHLETIC TRAINER: Brady Howe (College - Southern Utah)
ASSISTANT ATHLETIC TRAINER/REHABILITATION COORDINATOR: Tom Maystadt (College - Iowa State)

MANAGING PARTNER: Robert Sarver
PRESIDENT: Jason Rowley
GENERAL MANAGER: Ryan McDonough
VICE PRESIDENT, BASKETBALL OPERATIONS: James Jones
ASSSISTANT GENERAL MANAGERS: Trevor Bukstein
Pat Connelly
RADIO: Arizona Sports 98.7 FM, Al McCoy, Tim Kempton Jon Bloom
RADIO (SPANISH): KSUN 1400 AM, Arturo Ochoa, Jorge Moreno
TV: Fox Sports Arizona (cable), Kevin Ray, Eddie Johnson, Ann Meyers Drysdale, Lindsey Smith

NBA TITLES WON: None

ALL-TIME NBA RECORD: 2167-1885 (.535)

2017-18 RECORD: 21-61 (5th in Pacific)

2017-18 PLAYOFF RESULTS: Did Not Qualify

ALL-TIME SERIES (49 YEARS)

	OVERALL	HOME	ROAD
Sac-Era	53-87	35-35	18-52
All-Time	92-134	59-50	30-82

CURRENT STREAKS

	OVERALL	HOME	ROAD
Kings	L2	L1	L1

2018-19 SERIES SCHEDULE

DATE	SITE	TIME (PST)
12/4	Talking Stick Resort Arena	7:00 p.m.
1/8	Talking Stick Resort Arena	7:00 p.m.
2/10	Golden 1 Center	3:00 p.m.
3/23	Golden 1 Center	7:00 p.m.

2017-18 VS. SUNS (1-3)

DATE	SITE	TIME (PST)
10/23	Talking Stick Resort Arena	L, 115-117
12/12	Golden 1 Center	W, 99-92
12/29	Golden 1 Center	L, 101-111
4/3	Talking Stick Resort Arena	L, 94-97

SERIES FACTS
Last Home Win: 12/12/17 (99-92)
Last Road Win: 3/15/17 (113-94)
Last Home Loss: 12/29/17 (101-111)
Last Road Loss: 4/3/18 (94-97)
Biggest Win: 37 (105-68) vs. Pho., 3/8/81
37 (122-85) vs. Pho., 10/21/79
Biggest Loss: 55 (85-140) @ Pho., 4/17/89

2017-2018 SEASON SERIES (1-3) SACRAMENTO KINGS VS. PHOENIX

PLAYER	G-GS	MIN	FG-FGA	PCT	3FG-A	PCT	FT-FTA	PCT	OFF	DEF	TOT	AST	PF-DQ	STL	TO	BLK	PTS	AVG
Jackson	2-2	59	11-17	.647	4-7	.571	3-3	1.000	3	6	9	4	3-0	1	2	1	29	14.5
Bogdanovic	4-1	126	21-55	.382	9-25	.360	6-8	.750	1	12	13	13	12-0	3	4	1	57	14.3
Fox	3-2	90	13-35	.371	3-6	.500	11-12	.917	2	14	16	9	6-0	5	2	1	40	13.3
Cauley-Stein	4-2	125	22-47	.468	0-0	---	9-20	.450	9	17	26	12	12-0	4	3	2	53	13.3
Hield	4-1	92	20-52	.385	6-16	.375	4-6	.667	3	9	12	1	12-0	7	4	0	50	12.5
Labissiere	3-2	58	14-24	.583	0-1	.000	7-7	1.000	4	8	12	2	6-0	1	4	1	35	11.7
Temple	3-2	67	13-26	.500	8-13	.615	1-2	.500	1	4	5	6	6-0	1	4	3	35	11.7
Hill	3-3	83	8-25	.320	3-10	.300	13-17	.765	2	11	13	8	5-0	5	4	0	32	10.7
Randolph	3-3	68	12-29	.414	0-4	.000	7-7	1.000	4	10	14	9	10-0	2	4	0	31	10.3
Koufos	3-0	65	9-14	.643	0-0	---	5-9	.556	10	12	22	5	7-0	1	2	1	23	7.7
Mason	3-1	74	5-21	.238	1-5	.200	4-4	1.000	1	9	10	10	4-0	3	2	2	15	5.0
Carter	2-1	28	2-6	.333	1-4	.250	2-2	1.000	1	3	4	2	4-0	0	1	0	7	3.5
Hayes (TOT)	1-0	22	1-6	.167	0-3	.000	0-0	---	1	1	2	2	3-0	0	1	0	2	2.0
Hayes (SAC)	1-0	22	1-6	.167	0-3	.000	0-0	---	1	1	2	2	3-0	0	1	0	2	2.0
Caboclo (TOT)	1-0	5	0-0	---	0-0	---	0-0	---	0	1	1	0	0-0	0	0	0	0	0.0
Caboclo (SAC)	1-0	5	0-0	---	0-0	---	0-0	---	0	1	1	0	0-0	0	0	0	0	0.0
KINGS	4	960	151-357	.423	35-94	.372	72-97	.742	42	117	159	83	90-0	33	37	12	409	102.3
SUNS	4	960	155-329	.471	36-109	.330	71-98	.724	41	148	189	86	84-1	22	58	19	417	104.3

2017-2018 SEASON SERIES (3-1) PHOENIX SUNS VS. SACRAMENTO

PLAYER	G-GS	MIN	FG-FGA	PCT	3FG-A	PCT	FT-FTA	PCT	OFF	DEF	TOT	AST	PF-DQ	STL	TO	BLK	PTS	AVG
Booker	2-2	61	17-41	.415	5-16	.313	9-11	.818	0	7	7	8	7-0	2	3	0	48	24.0
Payton (TOT)	1-1	34	9-14	.643	1-1	1.000	2-3	.667	2	5	7	7	2-0	3	3	0	21	21.
James	2-1	46	15-22	.682	3-7	.429	2-3	.667	0	3	3	12	4-0	0	5	0	35	17.5
Warren	3-3	101	22-48	.458	0-5	.000	4-5	.800	7	12	19	4	6-0	2	6	2	48	16.0
House	1-0	28	5-9	.556	2-4	.500	2-2	1.000	0	6	6	5	3-0	0	3	0	14	14.0
Jackson	4-2	103	21-50	.420	4-9	.444	8-10	.800	5	13	18	8	8-0	7	11	1	54	13.5
Chriss	4-4	108	18-34	.529	5-11	.455	5-9	.556	5	27	32	7	11-1	2	5	6	46	11.5
Harrison	1-0	23	5-7	.714	0-0	---	0-1	.000	0	0	0	1	2-0	2	2	1	10	10.0
Ulis	4-3	113	13-32	.406	1-8	.125	12-14	.857	1	9	10	19	5-0	3	4	0	39	9.8
Canaan (TOT)	1-0	19	3-5	.600	1-3	.333	2-2	1.000	1	2	3	6	2-0	1	0	0	9	9.0
Canaan (PHO)	1-0	19	3-5	.600	1-3	.333	2-2	1.000	1	2	3	6	2-0	1	0	0	9	9.0
Len	4-0	87	12-16	.750	1-1	1.000	11-17	.647	7	29	36	6	10-0	0	6	3	36	9.0
Bender	4-1	76	10-24	.417	7-19	.368	3-4	.750	3	15	18	4	6-0	0	4	3	30	7.5
Chandler	3-3	90	6-11	.545	0-0	---	10-12	.833	12	23	35	1	9-0	2	5	3	22	7.3
Daniels	4-1	77	8-27	.296	7-24	.292	2-4	.500	0	0	0	5	5-0	0	0	0	25	6.3
Reed	1-0	10	0-2	.000	0-1	.000	1-2	.500	0	1	1	0	3-0	1	0	0	1	1.0
Dudley	1-0	5	0-1	.000	0-1	.000	0-0	---	0	0	0	0	0-0	0	1	0	0	0.0
Peters	1-0	11	0-0	---	0-0	---	0-2	.000	0	0	0	0	1-0	0	0	0	0	0.0
Williams	1-0	3	0-0	---	0-0	---	0-0	---	0	1	1	0	2-0	0	1	0	0	0.0
SUNS	4	960	155-329	.471	36-109	.330	71-98	.724	41	148	189	86	84-1	22	58	19	417	104.3
KINGS	4	960	151-357	.423	35-94	.372	72-97	.742	42	117	159	83	90-0	33	37	12	409	102.3

PHOENIX SUNS



CHARLES BARKLEY

KINGS VS SUNS

DATE	W/L	H/A	SCORE	+/-
11/26/85	W	H	111-107	+4
12/19/85	L	A	106-107	-1
2/21/86	W	A	118-110	+8
3/19/86	L	A	104-108	-4
4/5/86	W	H	119-110	+9
11/25/86	W	H	123-102	+21
12/20/86	W	H	122-114	+8
3/7/87	L	A	102-105	-3
3/26/87	W	H	124-115	+9
4/14/87	L	A	123-132	-9
12/20/87	L	H	109-120	-11
12/26/87	W	A	112-110	+2
1/30/88	W	A	126-120	+6
2/13/88	L	H	114-116	-2
4/9/88	L	A	92-95	-3
11/15/88	L	H	89-119	-30
1/13/89	L	A	90-111	-21
2/18/89	L	H	101-120	-19
3/2/89	L	A	90-110	-20
3/30/89	W	H	135-123	+12
4/17/89	L	A	85-140	-55
11/10/89	L	A	109-130	-21
12/17/89	L	H	113-125	-12
1/12/90	L	A	96-111	-15
2/22/90	L	H	98-104	-6
4/12/90	L	H	114-116	-2
12/11/90	L	A	90-113	-23
1/19/91	W	H	101-97	+4
3/1/91	L	A	106-112	-6
3/23/91	L	H	95-100	-5
11/26/91	W	H	104-89	+15
11/27/91	L	A	100-141	-41
1/15/92	L	H	111-128	-17
1/17/92	L	A	94-134	-40
4/7/92	L	A	101-103	-2
11/18/92	L	A	111-127	-16
1/14/93	L	H	104-114	-10
3/5/93	L	A	122-130	-8
3/9/93	L	H	108-128	-20
4/8/93	L	H	114-123	-9
11/7/93	L	A	110-132	-22
1/15/94	L	H	103-119	-16
2/21/94	L	A	86-112	-26
4/8/94	W	H	104-101	+3
4/23/94	L	A	100-101	-1
11/4/94	W	H	107-89	+18
12/17/94	L	A	98-109	-11
1/3/95	L	H	100-108	-8
3/30/95	L	H	96-113	-17
4/18/95	L	A	101-111	-10
11/17/95	W	H	105-96	+9
1/21/96	L	A	97-111	-14
3/26/96	L	A	98-102	-4
4/17/96	W	H	103-102	+1
12/6/96	L	H	95-101	-6
12/30/96	L	A	88-100	-12
3/7/97	L	A	87-104	-17
4/10/97	L	H	99-101	-2
1/12/98	W	H	96-90	+6
2/10/98	L	A	86-88	-2
3/17/98	L	A	80-107	-27
4/7/98	L	H	97-103	-6
2/9/99	W	A	112-95	+17
3/6/99	W	A	111-99	+12
5/2/99	W	H	111-100	+11
12/18/99	L	A	103-119	-16
2/15/00	L	H	108-117	-9
3/22/00	L	A	93-114	-21
4/9/00	L	H	97-102	-5
12/1/00	W	H	105-98	+7
1/2/01	W	H	121-117OT	+4
3/7/01	W	A	100-89	+11
4/15/01	L	A	86-88	-2
12/12/01	L	A	88-114	-26
12/23/01	W	H	133-101	+32
1/5/02	W	A	118-112	+6
1/13/02	W	H	103-100	+3
11/22/02	W	H	118-101	+17
12/17/02	W	H	95-86	+9
12/21/02	L	A	101-110	-9
3/13/03	L	A	84-109	-25
12/14/03	W	H	107-102	+5
1/9/04	W	A	113-93	+20
2/29/04	W	H	108-94	+14
4/9/04	L	A	96-101	-5
11/13/04	W	A	113-111	+2
2/8/05	L	H	123-125	-2
4/16/05	L	A	98-116	-18
4/20/05	W	H	132-107	+25
11/6/05	W	A	118-117	+1
1/17/06	W	H	119-90	+29
2/10/06	L	A	104-112	-8
4/11/06	L	H	110-123	-13
12/5/06	L	A	102-127	-25
12/16/06	L	H	98-105	-7
3/22/07	L	A	100-118	-18
3/25/07	W	H	107-100	+7
11/20/07	L	H	98-100	-2
11/21/07	L	A	111-127	-16
12/30/07	L	H	102-117	-15
3/15/08	L	A	99-127	-28
11/14/08	L	H	95-97*	-2
2/2/09	L	A	81-129	-48
3/29/09	W	H	126-118	+8
4/3/09	L	A	111-139	-28
12/5/09	L	A	107-115	-8
1/5/10	L	H	109-113	-4
2/5/10	L	H	102-114	-12
2/21/10	L	A	88-104	-16
11/12/10	L	A	89-103	-14
1/2/11	W	H	94-89	+5
2/13/11	W	A	113-108	+5
3/29/11	W	H	116-113	+3
2/11/12	L	H	84-98	-14
3/4/12	L	A	88-96	-8
4/3/12	L	H	100-109	-9
12/17/12	L	A	90-101	-11
1/23/13	L	H	96-106	-10
3/8/13	W	H	121-112	+9
3/28/13	W	A	117-103	+14
11/19/13	W	H	107-104	+3
11/20/13	W	A	113-106	+7
12/13/13	L	A	107-116	-9
4/16/14	L	H	99-104	-5
11/7/14	W	A	114-112 2OT	+2
12/26/14	L	H	106-115	-9
2/8/15	W	H	85-83	+2
3/25/15	W	A	108-99	+9
11/4/15	L	A	97-118	-21
1/2/16	W	H	142-119	+23
3/25/16	W	H	116-94	+22
4/11/16	W	A	105-101	+4
10/26/16	W	A	113-94	+9
2/3/17	L	H	103-105	-2
3/15/17	W	A	107-101	+6
4/11/17	W	A	129-104	+25
10/23/17	L	A	115-117	-2
12/12/17	W	H	99-92	+7
12/29/17	L	H	101-111	-10
4/3/18	L	A	94-97	-3

	OVR	HM	RD	NTL
68-69	4-2	0-1	1-1	3-0
69-70	3-3	2-0	1-2	0-1
70-71	1-4	0-1	1-2	0-1
71-72	2-3	2-1	0-2	
72-73	3-3	1-2	2-1	
73-74	4-2	3-0	1-2	
74-75	3-1	1-1	2-0	
75-76	3-2	2-0	1-2	
76-77	3-1	2-0	1-1	
77-78	0-4	0-2	0-2	
78-79	2-2	2-0	0-2	
79-80	1-5	1-2	0-3	
80-81	3-2	2-1	1-1	
81-82	2-3	2-0	0-3	
82-83	1-4	1-2	0-2	
83-84	2-3	1-1	1-2	
84-85	2-3	2-1	0-2	
85-86	3-2	2-0	1-2	
86-87	3-2	3-0	0-2	
87-88	2-3	0-2	2-1	
88-89	1-5	1-2	0-3	
89-90	0-5	0-3	0-2	
90-91	1-3	1-1	0-2	
91-92	1-4	1-1	0-3	
92-93	0-5	0-3	0-2	
93-94	1-4	1-1	0-3	
94-95	1-4	1-2	0-2	
95-96	2-2	2-0	0-2	
96-97	0-4	0-2	0-2	
97-98	1-3	1-1	0-2	
98-99	3-0	1-0	2-0	
99-00	0-4	0-2	0-2	
00-01	3-1	2-0	1-1	
01-02	3-1	2-0	1-1	
02-03	2-2	2-0	0-2	
03-04	3-1	2-0	1-1	
04-05	2-2	1-1	1-1	
05-06	2-2	1-1	1-1	
06-07	1-3	1-1	0-2	
07-08	0-4	0-2	0-2	
08-09	1-3	1-1	0-2	
09-10	0-4	0-2	0-2	
10-11	3-1	2-0	1-1	
11-12	0-3	0-2	0-1	
12-13	2-2	1-1	1-1	
13-14	2-2	1-1	1-1	
14-15	3-1	1-1	2-0	
15-16	3-1	2-0	1-1	
16-17	3-1	1-1	2-0	
17-18	1-3	1-1	0-2	

PORTLAND TRAIL BLAZERS

One Center Court, Suite 200
Portland, OR 97227
Phone: (503) 234-9291
www.trailblazers.com

COLORS:

Trail Blazers Red

Trail Blazers Black

HOME COURT (CAPACITY):
Moda Center (19,441) - opened 1995

FOUNDED: 1970-71, Portland Trail Blazers

HEAD COACH: Terry Stotts (College - Oklahoma)
ASSISTANT COACHES:
David Vanterpool (College - St. Bonaventure)
Nate Tibbetts (College - South Dakota)
Dale Osbourne (College - South Alabama)
John McCullough (College - Oklahoma)
Jim Moran (College - William & Mary)
DIRECTOR OF PLAYER HEALTH AND PERFORMANCE:
Jesse Elis (College - North Dakota)
HEAD ATHLETIC TRAINER: Geoff Clark
(College - Oregon State)
SPORTS PERFORMANCE SPECIALISTS:
Todd Forcier (College - Washington State)
Ben Kenyon (College - Adelphi University)

OWNER: Paul Allen
PRESIDENT OF BASKETBALL OPERATIONS:
Neil Olshey
PRESIDENT & CEO: Chris McGowan
ASSISTANT GENERAL MANAGERS: Bill Branch
Steve Rosenberry
DIRECTOR OF PLAYER PERSONNEL: Joe Cronin
VICE PRESIDENT OF BASKETBALL COMMUNICATIONS: Jim Taylor
RADIO: Rip City Radio 620 AM, Brian Wheeler, Michael Holton (Home Only)
TV: NBC Sports Northwest (cable), Kevin Calabro, Lamar Hurd

NBA TITLES WON: 1, 1976-77

ALL-TIME NBA RECORD: 2081-1807 (.535)

2017-18 RECORD: 49-33 (1st in Northwest)

2017-18 PLAYOFF RESULTS: Lost 0-4 to New Orleans in First Round

ALL-TIME SERIES (47 YEARS)

	OVERALL	HOME	ROAD
Sac-Era	47-90	36-33	11-57
All-Time	78-131	60-45	18-86

CURRENT STREAKS

	OVERALL	HOME	ROAD
Kings	L3	L1	L10

2018-19 SERIES SCHEDULE

DATE	SITE	TIME (PST)
1/1	Golden 1 Center	6:00 p.m.
1/14	Golden 1 Center	7:00 p.m.
4/10	Moda Center	7:30 p.m.

2017-18 VS. SUNS (1-3)

DATE	SITE	TIME (PST)
11/17	Golden 1 Center	W, 86-82
11/18	Moda Center	L, 90-102
2/9	Golden 1 Center	L, 100-118
2/27	Moda Center	L, 99-116

SERIES FACTS
Last Home Win: 11/17/17 (86-82)
Last Road Win: 12/8/12 (99-80)
Last Home Loss: 2/9/18 (100-118)
Last Road Loss: 2/27/18 (99-116)
Biggest Win: 39 (124-85) vs. Por., 12/12/79
Biggest Loss: 40 (107-147) @ Por., 2/2/92

2017-2018 SEASON SERIES (1-3) SACRAMENTO KINGS VS. PORTLAND

PLAYER	G-GS	MIN	FG-FGA	PCT	3FG-A	PCT	FT-FTA	PCT	OFF	DEF	TOT	AST	PF-DQ	STL	TO	BLK	PTS	AVG
Cauley-Stein	4-2	125	31-57	.544	1-1	1.000	13-17	.765	11	24	35	6	8-0	7	8	5	76	19.0
Randolph	4-4	91	20-42	.476	4-8	.500	10-12	.833	8	16	24	5	9-0	0	5	0	54	13.5
Hill	2-2	58	11-23	.478	3-6	.500	1-2	.500	2	6	8	1	8-0	2	3	2	26	13.0
Fox	4-4	121	17-41	.415	2-7	.286	10-13	.769	3	11	14	23	7-0	7	12	1	46	11.5
Hield	3-0	67	10-28	.357	7-16	.438	3-4	.750	0	8	8	3	6-0	2	4	2	30	10.0
Bogdanovic	4-2	118	16-49	.327	5-20	.250	1-1	1.000	1	7	8	13	3-0	5	3	1	38	9.5
Jackson	2-2	52	8-15	.533	1-3	.333	2-3	.667	2	7	9	3	0-0	4	1	0	19	9.5
Koufos	3-0	73	12-16	.750	0-0	---	0-1	.000	4	13	17	8	5-0	3	0	1	24	8.0
Mason	3-0	58	8-21	.381	1-2	.500	4-5	.800	1	4	5	7	5-0	1	5	0	21	7.0
Carter	2-0	42	5-9	.556	2-5	.400	0-0	---	1	6	7	1	5-0	4	1	0	12	6.0
Temple	3-2	83	7-28	.250	2-7	.286	1-1	1.000	1	9	10	6	7-0	3	5	0	17	5.7
Labissiere	3-2	54	2-20	.100	0-0	---	5-6	.833	5	6	11	2	11-0	0	1	4	9	3.0
Cooley	1-0	2	0-1	.000	0-0	---	2-2	1.000	0	1	1	1	0-0	0	0	0	2	2.0
Richardson	1-0	17	0-2	.000	0-1	.000	1-2	.500	0	1	1	0	3-0	1	0	0	1	1.0
Caboclo (TOT)	1-0	1	0-0	---	0-0	---	0-0	---	0	0	0	0	0-0	0	0	0	0	0.0
KINGS	4	960	147-352	.418	28-76	.368	53-69	.768	39	119	158	79	77-0	39	48	16	375	93.8
TRAIL BLAZERS	4	960	155-323	.480	47-115	.409	61-72	.847	35	145	180	77	78-0	34	65	15	418	104.5

2017-2018 SEASON SERIES (3-1) PORTLAND TRAIL BLAZERS VS. SACRAMENTO

PLAYER	G-GS	MIN	FG-FGA	PCT	3FG-A	PCT	FT-FTA	PCT	OFF	DEF	TOT	AST	PF-DQ	STL	TO	BLK	PTS	AVG
Lillard	4-4	134	44-87	.506	18-42	.429	21-22	.955	1	4	5	28	4-0	7	9	2	127	31.8
McCollum	4-4	137	27-63	.429	5-20	.250	7-8	.875	0	10	10	11	9-0	6	13	3	66	16.5
Napier	4-0	83	18-25	.720	9-12	.750	4-6	.667	4	6	10	8	5-0	6	6	0	49	12.3
Nurkic	4-4	103	18-35	.514	0-0	---	5-8	.625	6	24	30	9	12-0	4	9	5	41	10.3
Aminu	2-2	51	5-14	.357	4-11	.364	4-6	.667	4	9	13	1	5-0	2	2	0	18	9.0
Harkless	4-4	95	13-21	.619	4-8	.500	1-1	1.000	3	10	13	5	6-0	4	5	0	31	7.8
Vonleh	2-1	43	6-10	.600	0-0	---	1-1	1.000	4	8	12	2	4-0	0	1	0	13	6.5
Davis	4-0	84	8-13	.615	0-0	---	6-7	.857	9	33	42	2	9-0	1	6	1	22	5.5
Collins	3-0	44	3-12	.250	2-8	.250	4-4	1.000	1	10	11	2	6-0	1	5	1	12	4.0
Connaughton	4-0	54	5-14	.357	2-6	.333	2-2	1.000	1	5	6	2	4-0	1	0	2	14	3.5
Turner	4-0	76	3-16	.188	0-2	.000	6-7	.857	0	11	11	5	5-0	0	5	1	12	3.0
Leonard	4-0	30	4-9	.444	3-5	.600	0-0	---	1	10	11	0	5-0	0	0	0	11	2.8
Swanigan	4-1	16	1-3	.333	0-0	---	0-0	---	1	3	4	1	4-0	1	2	0	2	0.5
Layman	4-0	11	0-1	.000	0-1	.000	0-0	---	0	2	2	1	0-0	1	0	0	0	0.0
TRAIL BLAZERS	4	960	155-323	.480	47-115	.409	61-72	.847	35	145	180	77	78-0	34	65	15	418	104.5
KINGS	4	960	147-352	.418	28-76	.368	53-69	.768	39	119	158	79	77-0	39	48	16	375	93.8

PORTLAND TRAIL BLAZERS

CLYDE DREXLER

KINGS VS BLAZERS

DATE	W/L	H/A	SCORE	+/-
11/12/85	L	A	115-126	-11
1/25/86	L	H	125-129	-4
1/26/86	W	A	121-116	+5
3/23/86	L	A	102-112	-10
3/25/86	W	H	116-99	+17
12/4/86	L	H	102-106	-2
1/4/87	L	A	111-128	-17
1/15/87	W	H	120-118	+2
1/23/87	L	A	89-109	-20
3/24/87	W	H	128-116	+12
11/24/87	L	A	94-98	-4
1/8/88	L	A	91-98	-7
2/11/88	W	H	123-113	+10
4/17/88	L	A	102-112	-10
4/23/88	L	H	110-124	-14
11/5/88	L	A	103-121	-18
12/27/88	W	H	112-111	+1
1/6/89	L	A	142-147 2OT	-5
3/25/89	W	H	106-105	+1
4/18/89	W	H	120-118	+2
4/23/89	L	A	120-126 OT	-6
11/3/89	L	A	96-114	-18
1/6/90	L	H	121-124	-3
1/8/90	L	A	96-108	-12
4/21/90	L	H	110-118	-8
11/3/90	L	H	93-95 OT	-2
12/13/90	W	H	100-88	+12
1/26/91	L	A	96-121	-25
2/6/91	W	H	97-93	+4
4/19/91	L	A	105-127	-22
12/14/91	L	A	110-115	-5
2/2/92	L	A	107-147	-40
2/14/92	L	H	106-107	-1
3/6/92	L	A	106-114	-8
3/26/92	L	H	106-128	-22
11/20/92	L	H	99-104	-5
11/29/92	L	A	99-107	-8
1/22/93	L	A	127-135	-8
3/25/93	L	H	111-113 OT	-2
4/23/93	L	H	108-112	-4
11/28/93	L	A	109-120	-11
2/1/94	W	H	102-97	+5
2/8/94	L	A	100-124	-24
3/22/94	L	H	94-96	-2
3/25/94	L	A	91-100	-9
11/10/94	L	H	84-104	-20
12/11/94	W	A	88-93	-5
12/27/94	W	H	102-101	+1
1/17/95	W	H	95-88	+7
1/22/95	L	A	87-103	-16
11/16/95	W	A	105-102	+3
1/18/96	W	H	105-100	+5
3/8/96	L	A	105-117	-12
3/22/96	W	H	80-78	+2
11/9/96	W	H	103-102	+1
11/19/96	L	A	90-92 OT	-2
12/21/96	W	H	101-99 OT	+2
3/18/97	L	A	87-92	-5
12/16/97	W	H	94-87	+7
12/23/97	L	A	82-93	-11
3/27/98	L	H	73-90	-17
4/14/98	L	A	66-92	-26
3/3/99	L	H	93-97 OT	-4
3/9/99	L	A	98-103	-5
3/18/99	L	H	78-88	-10
3/31/99	L	A	86-100	-14
12/11/99	L	H	96-101	-5
2/20/00	L	H	103-108 OT	-5
3/14/00	L	A	91-96	-5
4/16/00	L	A	95-102	-7
11/6/00	W	H	79-75	+4
1/20/01	W	A	111-101	+10
2/15/01	L	A	81-105	-24
4/8/01	W	H	98-89	+9
11/21/01	W	H	95-83	+12
12/26/01	W	H	89-74	+15
1/22/02	L	A	110-116 OT	-6
3/4/02	L	A	95-107	-12
10/31/02	W	H	100-72	+28
11/23/02	W	A	95-94	+1
12/28/02	L	H	113-119 OT	-6
3/22/03	W	A	113-104	+9
11/13/03	L	A	110-112 OT	-2
12/21/03	W	H	117-98	+19
1/20/04	L	H	104-109 OT	-5
3/12/04	L	A	81-83	-2
1/18/05	W	H	113-107 OT	+6
2/5/05	L	A	108-114	-6
3/22/05	W	H	112-93	+19
4/8/05	W	A	119-115	+4
12/26/05	L	H	92-105	-13
2/27/06	W	H	115-91	+24
3/29/06	W	A	106-90	+16
11/25/06	W	H	105-85	+20
1/6/07	L	H	105-110 OT	-5
1/12/07	L	A	87-95	-8
3/3/07	W	A	104-96	+8
11/23/07	L	A	84-87	-3
2/19/08	W	A	105-94	+11
3/13/08	W	H	96-85	+11
4/11/08	W	H	103-86	+17
11/21/08	L	H	96-117	-21
11/24/08	L	A	90-91	-1
12/16/08	L	A	77-109	-32
12/15/09	L	A	88-95	-7
3/9/10	L	A	81-88	-7
3/12/10	L	H	94-110	-16
4/3/10	L	H	87-98	-11
1/19/11	L	H	90-94 OT	-4
1/24/11	W	A	96-81	+15
3/2/11	L	H	102-107	-5
12/27/11	L	A	79-101	-22
1/23/12	L	A	89-101	-12
2/2/12	W	H	95-92	+3
4/15/12	W	H	104-103	+1
11/13/12	L	H	86-103	-17
12/8/12	W	A	99-80	+19
12/23/12	W	H	108-96	+12
12/26/12	L	A	91-109	-18
11/8/13	L	A	91-104	-13
11/9/13	L	H	85-96	-11
1/7/14	W	H	123-119	+4
4/9/14	L	A	99-100	-1
10/31/14	W	H	103-94	+9
1/19/15	L	A	94-98	-4
3/1/15	L	H	99-110	-11
12/27/15	L	H	94-98	-4
1/26/16	L	A	97-112	-15
3/28/16	L	A	93-105	-12
4/5/16	L	H	107-115	-8
11/11/16	L	A	120-122 OT	-2
12/20/16	W	H	126-121	+5
12/28/16	L	A	89-102	-13
11/17/17	W	H	86-82	+4
11/18/17	L	A	90-102	-12
2/9/18	L	H	100-118	-18
2/27/18	L	A	99-116	-17

	OVR	HM	RD
70-71	4-0	2-0	2-0
71-72	2-2	2-0	0-2
72-73	4-2	3-0	1-2
73-74	4-2	3-0	1-2
74-75	3-1	2-0	1-1
75-76	0-5	0-2	0-3
76-77	2-2	2-0	0-2
77-78	0-4	0-2	0-2
78-79	1-3	1-1	0-2
79-80	1-5	1-2	0-3
80-81	3-2	2-1	1-1
81-82	0-5	0-2	0-3
82-83	2-3	2-1	0-2
83-84	2-3	2-0	0-3
84-85	3-2	2-1	1-1
85-86	2-3	1-1	1-2
86-87	2-3	2-1	0-2
87-88	1-4	1-1	0-3
88-89	3-3	3-0	0-3
89-90	0-4	0-2	0-2
90-91	2-3	2-1	0-2
91-92	0-5	0-2	0-3
92-93	0-5	0-3	0-2
93-94	1-4	1-1	0-3
94-95	2-3	2-1	0-2
95-96	3-1	2-0	1-1
96-97	2-2	2-0	0-2
97-98	1-3	1-1	0-2
98-99	0-4	0-2	0-2
99-00	0-4	0-2	0-2
00-01	3-1	2-0	1-1
01-02	2-2	2-0	0-2
02-03	3-1	1-1	2-0
03-04	1-3	1-1	0-2
04-05	3-1	2-0	1-1
05-06	2-1	1-1	1-0
06-07	2-2	1-1	1-1
07-08	3-1	2-0	1-1
08-09	0-3	0-1	0-2
09-10	0-4	0-2	0-2
10-11	1-2	0-2	1-0
11-12	2-2	2-0	0-2
12-13	2-2	1-1	1-1
13-14	1-3	1-1	0-2
14-15	1-2	1-1	0-1
15-16	0-4	0-2	0-2
16-17	1-2	1-0	0-2
17-18	1-3	1-1	0-2

SAN ANTONIO SPURS

One AT&T Center
San Antonio, TX 78219
Phone: (210) 444-5500
www.spurs.com

COLORS:

Spurs Black Spurs Silver

HOME COURT (CAPACITY):
AT&T Center (18,418) - opened 2002

FOUNDED: 1967-68, Dallas Chaparrals; 1970-71, Texas Chaparrals; 1971-72, Dallas Chaparrals; 1973-74, San Antonio Spurs, Former member of ABA

PRESIDENT OF BASKETBALL OPERATIONS/HEAD COACH: Gregg Popovich (College - Air Force Academy)
ASSISTANT COACHES:
Ettore Messina
Ime Udoka (College - Portland State)
Becky Hammon (College - Colorado State)
Chip Engelland (College - Duke)
Will Hardy (College - Williams (VA))
HEAD ATHLETIC TRAINER: Will Sevening (College - Wisconsin-LaCrosse)

CHAIRMAN & CEO: Julianna Hawn Holt
PRESIDENT & CEO: Rick Pych
PRESIDENT OF SPORTS FRANCHISES/GENERAL Manager: R.C. Buford
ASSISTANT GENERAL MANAGER: Brian Wright
RADIO: WOAI (1200 AM), Bill Schoening
SPANISH RADIO: KXTN (107.5 FM), Paul Castro
TV: KENS (Ch. 5), KMYS (Ch. 35), FOX Sports Southwest (cable, Ch. 26), Bill Land, Sean Elliott, Dan Weiss

NBA TITLES WON: Won: 5, 1998-99, 2002-03, 2004-05, 2006-07, 2013-14

ALL-TIME NBA RECORD: 2114-1282 (.622)

2017-18 RECORD: 47-35 (3rd in Southwest)

2017-18 PLAYOFF RESULTS: Lost 1-4 to Golden State in the First Round

ALL-TIME SERIES (41 YEARS)

	OVERALL	HOME	ROAD
Sac-Era	39-92	24-42	15-50
All-Time	55-120	35-53	20-67

CURRENT STREAKS

	OVERALL	HOME	ROAD
Kings	L14	L7	L11

2018-19 SERIES SCHEDULE

DATE	SITE	TIME (PST)
11/12	Golden 1 Center	7:00 p.m.
2/4	Golden 1 Center	7:00 p.m.
3/31	AT&T Center	5:30 p.m.

2017-18 VS. SPURS (0-4)

DATE	SITE	RESULT
12/23	Golden 1 Center	L, 99-108
1/8	Golden 1 Center	L, 100-107
1/28	AT&T Center	L, 98-113
4/9	AT&T Center	L, 85-98

SERIES FACTS
Last Home Win: 11/15/14 (94-91)
Last Road Win: 1/20/12 (88-86)
Last Home Loss: 1/8/18 (100-107)
Last Road Loss: 4/9/18 (85-98)
Biggest Win: 28 (130-102) vs. SA, 10/29/76
Biggest Loss: 42 (67-109) @ SA, 1/10/98

2017-2018 SEASON SERIES (0-4) SACRAMENTO KINGS VS. SAN ANTONIO

PLAYER	G-GS	MIN	FG-FGA	PCT	3FG-A	PCT	FT-FTA	PCT	OFF	DEF	TOT	AST	PF-DQ	STL	TO	BLK	PTS	AVG
Cauley-Stein	3-3	99	28-50	.560	0-0	---	13-19	.684	7	23	30	5	9-0	0	5	1	69	23.0
Fox	3-3	101	20-41	.488	10-14	.714	8-9	.889	4	4	8	20	3-0	0	9	1	58	19.3
Temple	2-1	61	11-24	.458	5-10	.500	0-0	---	1	11	12	4	1-0	1	3	0	27	13.5
Hill	2-1	60	9-17	.529	4-8	.500	4-4	1.000	0	3	3	10	2-0	0	5	1	26	13.0
Hield	4-2	112	20-51	.392	9-24	.375	2-2	1.000	2	12	14	5	7-0	3	5	2	51	12.8
Randolph	3-3	88	14-40	.350	3-10	.300	0-0	---	3	17	20	10	9-0	4	8	0	31	10.3
Bogdanovic	4-2	121	14-31	.452	6-10	.600	2-2	1.000	2	8	10	10	11-0	1	5	1	36	9.0
Carter	3-0	55	8-17	.471	6-11	.545	3-5	.600	1	10	11	5	5-0	3	2	1	25	8.3
Hayes (TOT)	1-0	19	3-6	.500	1-1	1.000	0-0	---	1	8	9	1	1-0	1	0	0	7	7.0
Hayes (SAC)	1-0	19	3-6	.500	1-1	1.000	0-0	---	1	8	9	1	1-0	1	0	0	7	7.0
Koufos	3-1	68	8-17	.471	0-0	---	2-4	.500	6	12	18	2	9-0	1	2	1	18	6.0
Labissiere	1-0	22	3-4	.750	0-0	---	0-0	---	3	5	8	2	1-0	1	1	0	6	6.0
Jackson	3-2	71	6-13	.462	2-6	.333	0-0	---	1	7	8	2	4-0	0	1	0	14	4.7
Cooley	1-0	10	1-3	.333	0-0	---	2-4	.500	1	1	2	0	2-0	0	1	0	4	4.0
Mason	1-0	16	0-6	.000	0-0	---	3-4	.750	1	2	3	1	0-0	1	0	0	3	3.0
Sampson	2-1	28	3-6	.500	0-1	.000	0-0	---	2	6	8	0	8-0	0	1	0	6	3.0
Richardson	2-1	21	0-4	.000	0-2	.000	1-2	.500	0	0	0	0	3-0	1	1	0	1	0.5
Caboclo (TOT)	1-0	8	0-1	.000	0-0	---	0-0	---	0	2	2	0	0-0	0	0	0	0	0.0
Caboclo (SAC)	1-0	8	0-1	.000	0-0	---	0-0	---	0	2	2	0	0-0	0	0	0	0	0.0
Shumpert (TOT)	1-0	6	0-1	.000	0-1	.000	0-0	---	0	1	1	0	2-0	0	0	0	0	0.0
KINGS	4	960	148-331	.447	46-97	.474	40-55	.727	35	131	166	77	75-0	17	49	8	382	95.5
SPURS	4	960	167-350	.477	39-101	.386	53-70	.757	39	139	178	103	50-0	24	33	13	426	106.5

2017-2018 SEASON SERIES (4-0) SAN ANTONIO SPURS VS. SACRAMENTO

PLAYER	G-GS	MIN	FG-FGA	PCT	3FG-A	PCT	FT-FTA	PCT	OFF	DEF	TOT	AST	PF-DQ	STL	TO	BLK	PTS	AVG
Aldridge	4-4	139	38-78	.487	2-7	.286	12-15	.800	17	26	43	9	6-0	0	3	5	90	22.5
Ginobili	3-0	74	17-34	.500	5-13	.385	8-8	1.000	2	11	13	9	6-0	4	6	0	47	15.7
Forbes	4-2	102	20-40	.500	10-19	.526	2-2	1.000	1	6	7	4	6-0	2	0	0	52	13.0
Gay	2-0	38	8-17	.471	1-3	.333	8-9	.889	2	8	10	2	1-0	1	2	1	25	12.5
Mills	4-1	106	19-37	.514	10-24	.417	0-0	---	1	2	3	6	7-0	4	7	0	48	12.0
Bertans	4-0	69	15-27	.556	8-18	.444	0-1	.000	0	6	6	7	3-0	0	0	2	38	9.5
Murray	4-2	85	17-29	.586	0-0	---	4-6	.667	6	21	27	18	2-0	2	4	3	38	9.5
Gasol	4-4	99	12-26	.462	2-5	.400	6-10	.600	7	29	36	18	9-0	2	2	1	32	8.0
Parker	4-2	85	13-36	.361	0-4	.000	2-4	.500	0	5	5	17	2-0	1	5	0	28	7.0
Anderson	4-3	102	5-12	.417	0-2	.000	9-12	.750	1	19	20	10	6-0	7	3	1	19	4.8
Green	2-2	25	1-8	.125	0-5	.000	2-3	.667	0	0	0	1	0-0	1	0	0	4	2.0
Hilliard	1-0	7	1-1	1.000	0-0	---	0-0	---	0	0	0	0	0-0	0	0	0	2	2.0
Paul	3-0	13	1-2	.500	1-1	1.000	0-0	---	0	1	1	1	1-0	0	1	0	3	1.0
Costello	1-0	4	0-1	.000	0-0	---	0-0	---	0	0	0	0	1-0	0	0	0	0	0.0
Lauvergne	2-0	5	0-2	.000	0-0	---	0-0	---	2	4	6	0	0-0	0	0	0	0	0.0
White	1-0	6	0-0	---	0-0	---	0-0	---	0	1	1	1	0-0	0	0	0	0	0.0
SPURS	4	960	167-350	.477	39-101	.386	53-70	.757	39	139	178	103	50-0	24	33	13	426	106.5
KINGS	4	960	148-331	.447	46-97	.474	40-55	.727	35	131	166	77	75-0	17	49	8	382	95.5

SAN ANTONIO SPURS



DAVID ROBINSON

KINGS VS SPURS

DATE	W/L	H/A	SCORE	+/-
11/19/85	W	A	103-99	+4
1/2/86	W	H	114-106	+8
2/16/86	L	A	94-113	-19
2/20/86	W	H	107-105	+2
3/11/86	W	H	132-120	+12
4/1/86	W	A	109-99	+10
1/29/87	L	H	107-113	-6
2/24/87	W	A	112-106	+6
3/6/87	L	A	119-130	-11
3/17/87	L	H	106-108	-2
4/8/87	W	A	111-110	+1
4/13/87	W	H	123-118	+5
12/22/87	W	H	120-96	+24
12/30/87	L	A	108-140	-32
1/7/88	L	H	119-124	-5
3/4/88	W	A	134-132	+2
4/6/88	W	H	115-109	+6
4/15/88	L	A	112-116	-4
12/13/88	W	H	108-89	+19
12/21/88	L	A	107-125	-18
2/7/89	W	H	114-99	+15
4/6/89	L	A	116-122	-6
12/20/89	L	A	100-103	-3
2/26/90	L	H	96-105	-9
4/7/90	L	H	93-111	-18
4/14/90	L	A	94-105	-11
11/15/90	L	H	93-122	-29
12/28/90	L	A	88-104	-16
3/16/91	W	H	92-85	+7
3/19/91	L	A	101-104	-3
12/3/91	W	H	99-94	+5
12/23/91	L	A	90-101	-11
2/16/92	L	H	106-112	-6
3/18/92	L	A	89-118	-29
11/6/92	W	H	114-106	+8
1/30/93	L	A	124-129	-5
4/13/93	L	H	100-110	-10
4/16/93	W	A	100-93	+7
11/12/93	W	H	93-91	+2
1/25/94	L	A	91-107	-16
3/19/94	L	A	100-107	-7
3/24/94	L	H	91-107	-16
1/31/95	L	H	96-97	-1
2/4/95	L	A	96-97	-1
4/6/95	L	H	94-96	-2
4/14/95	L	A	88-98	-10
12/16/95	L	A	106-122	-16
12/26/95	W	H	115-98	+17
2/23/96	L	H	105-112	-7
4/3/96	L	A	96-117	-21
1/17/97	L	A	76-96	-20
2/3/97	W	A	85-79	+6
3/21/97	W	H	114-110OT	+4
4/14/97	W	H	120-106	+14
1/10/98	L	A	67-109	-42
2/1/98	L	H	97-103	-6
3/2/98	L	H	95-116	-21
3/12/98	L	A	86-97	-11
2/5/99	L	A	83-101	-18
3/16/99	L	H	109-121	-12
4/27/99	W	H	104-100OT	+4
1/13/00	W	H	107-103	+4
3/4/00	W	A	108-103OT	+5
4/5/00	W	A	108-98	+10
4/11/00	L	H	92-98OT	-6
11/29/00	L	A	79-82	-3
12/5/00	W	H	81-75	+6
1/25/01	L	H	91-97	-6
4/12/01	W	A	107-105OT	+2
11/4/01	W	H	103-83	+20
11/30/01	W	A	109-106OT	+3
2/12/02	L	A	99-86	+13
2/21/02	L	A	92-115	-23
12/8/02	W	A	104-80	+24
12/19/02	L	H	81-83	-2
2/16/03	L	H	101-104	-3
3/1/03	L	A	100-108	-8
1/29/04	W	A	96-91	+5
2/6/04	L	H	94-102	-8
3/14/04	W	H	101-87	+14
3/31/04	L	A	89-107	-18
11/3/04	L	A	85-101	-16
1/2/05	W	H	86-81	+5
1/23/05	L	H	73-103	-30
1/27/05	L	A	80-90	-10
11/21/05	L	H	93-96	-3
12/17/05	L	A	89-90	-1
4/5/06	W	A	97-87	+10
11/19/06	L	H	99-108	-9
12/2/06	L	A	98-100	-2
3/8/07	L	H	93-100	-7
4/11/07	L	A	100-109	-9
11/2/07	L	A	80-96	-16
11/26/07	W	H	112-99	+13
3/21/08	L	A	89-102	-13
4/14/08	L	H	98-101	-3
11/16/08	L	H	88-90	-2
12/22/08	L	A	85-101	-16
4/12/09	L	H	92-95	-3
10/31/09	L	A	94-113	-19
12/9/09	L	A	106-118	-12
2/3/10	L	H	113-115	-2
4/6/10	L	H	86-95	-9
2/4/11	L	H	100-113	-13
3/11/11	L	A	103-108	-5
4/6/11	L	A	92-124	-32
1/20/12	W	A	88-86	+2
3/28/12	L	H	112-117	-5
4/18/12	L	H	102-127	-25
11/9/12	L	H	86-97	-11
2/19/13	L	H	102-108	-6
3/1/13	L	A	102-130	-28
4/12/13	L	A	101-108	-7
12/29/13	L	A	104-112	-8
2/1/14	L	A	93-95	-2
3/21/14	L	H	79-99	-20
11/15/14	W	H	94-91	+3
11/28/14	L	A	104-112	-8
2/27/15	L	H	96-107	-11
3/4/15	L	A	85-112	-27
11/9/15	L	H	88-106	-18
2/24/16	L	H	92-108	-16
3/5/16	L	A	94-104	-10
10/27/16	L	H	94-102	-8
11/16/16	L	H	105-110	-5
3/8/17	L	A	104-114	-10
3/19/17	L	A	102-118	-16
12/23/17	L	H	99-108	-9
1/8/18	L	H	100-107	-7
1/28/18	L	A	98-113	-15
4/9/18	L	A	85-98	-13

	OVR	HM	RD
76-77	1-3	1-1	0-2
77-78	0-4	0-2	0-2
78-79	1-3	1-1	0-2
79-80	1-1	1-0	0-1
80-81	2-4	1-2	1-2
81-82	1-5	1-2	0-3
82-83	3-3	1-2	2-1
83-84	5-1	3-0	2-1
84-85	2-4	2-1	0-3
85-86	5-1	3-0	2-1
86-87	3-3	1-2	2-1
87-88	3-3	2-1	1-2
88-89	2-2	2-0	0-2
89-90	0-4	0-2	0-2
90-91	1-3	1-1	0-2
91-92	1-3	1-1	0-2
92-93	2-2	1-1	1-1
93-94	1-3	1-1	0-2
94-95	0-4	0-2	0-2
95-96	1-3	1-1	0-2
96-97	3-1	2-0	1-1
97-98	0-4	0-2	0-2
98-99	1-2	1-1	0-1
99-00	3-1	1-1	2-0
00-01	2-2	1-1	1-1
01-02	3-1	2-0	1-1
02-03	1-3	0-2	1-1
03-04	2-2	1-1	1-1
04-05	1-3	1-1	0-2
05-06	1-2	0-1	1-1
06-07	0-4	0-2	0-2
07-08	1-3	1-1	0-2
08-09	0-3	0-2	0-1
09-10	0-4	0-2	0-2
10-11	0-3	0-1	0-2
11-12	1-2	0-2	1-0
12-13	0-4	0-2	0-2
13-14	0-3	0-1	0-2
14-15	1-3	1-1	0-2
15-16	0-3	0-2	0-1
16-17	0-4	0-2	0-2
17-18	0-4	0-2	0-2

TORONTO RAPTORS

Scotiabank Arena
40 Bay Street
Toronto, Ontario, M5J 2X2
Phone: (416) 815-5600
www.raptors.com

COLORS:

Raptors Red | Raptors Black | Raptors Silver | Raptors Gold

HOME COURT (CAPACITY):
Scotiabank Arena (19,800) - opened 1999

FOUNDED: 1995-96 expansion team, Toronto Raptors

HEAD COACH: Nick Nurse (College - Northern Iowa)
ASSISTANT COACHES:
Adrian Griffin (College - Seton Hall)
Sergio Scariolo (College - Northern Iowa)
Nate Bjorkgren (College - Buena Vista)
Phil Handy (College - Hawaii)
Patrick Mutombo (College - Metro State (CO))
Jim Sann (College - Colorado)
Eric Khoury (College -)
ASSISTANT COACH/DIRECTOR OF SPORTS SCIENCE:
Alex McKechnie (Leeds School of Physiotherapy)
HEAD ATHLETIC TRAINER: Scott McCullough (College - Toronto)
STRENGTH AND CONDITIONING COACH: Jon Lee

CHAIRMAN OF THE BOARD & NBA GOVERNOR:
Lawrence M. Tanenbaum, O.C.
PRESIDENT: Masai Ujiri
GENERAL MANAGER: Bobby Webster
RADIO: TSN Radio 1050 (AM 1050), Sportsnet 590 The FAN (AM 590), Paul Jones, Eric Smith, Jack Armstrong, Sherman Hamilton
TV: TSN, TSN 2, Sportsnet, Sportsnet ONE, Matt Devlin, Leo Rautins, Jack Armstrong, Sherman Hamilton

NBA TITLES WON: None

ALL-TIME NBA RECORD: 844-994 (.447)

2017-18 RECORD: 59-23 (1st in Atlantic)

2017-18 PLAYOFF RESULTS: Won 4-2 over Washington in First Round; Lost 0-4 to Cleveland in the Eastern Conference Semifinals.

ALL-TIME SERIES (22 YEARS)

	OVERALL	HOME	ROAD
Sac-Era	26-17	17-4	9-13
All-Time	26-17	17-4	9-13

CURRENT STREAKS

	OVERALL	HOME	ROAD
Kings	L2	L1	L1

2018-19 SERIES SCHEDULE

DATE	SITE	TIME (PST)
11/7	Golden 1 Center	7:00 p.m.
1/22	Air Canada Centre	4:00 p.m.

2017-18 VS. RAPTORS (0-2)

DATE	SITE	RESULT
12/10	Golden 1 Center	L, 87-102
12/17	Air Canada Centre	L, 93-108

SERIES FACTS
Last Home Win: 11/20/16 (102-99)
Last Road Win: 11/6/16 (96-91)
Last Home Loss: 12/10/17 (87-102)
Last Road Loss: 12/17/17 (93-108)
Biggest Win: 30 (94-64) vs. Tor., 11/14/03
Biggest Loss: 25 (91-116) @ Tor., 1/16/08

2017-2018 SEASON SERIES (0-2) SACRAMENTO KINGS VS. TORONTO

PLAYER	G-GS	MIN	FG-FGA	PCT	3FG-A	PCT	FT-FTA	PCT	OFF	DEF	TOT	AST	PF-DQ	STL	TO	BLK	PTS	AVG
Randolph	1-1	34	9-11	.818	1-3	.333	0-2	.000	1	10	11	1	1-0	1	3	0	19	19.0
Bogdanovic	2-1	58	12-20	.600	8-15	.533	1-2	.500	1	3	4	6	2-0	1	2	0	33	16.5
Hill	1-1	33	6-11	.545	4-7	.571	0-2	.000	0	1	1	5	1-0	1	2	0	16	16.0
Cauley-Stein	1-1	33	5-9	.556	0-0	---	2-2	1.000	0	6	6	4	2-0	0	1	2	12	12.0
Hield	2-0	45	10-21	.476	4-7	.571	0-0	---	1	4	5	3	1-0	2	9	0	24	12.0
Sampson	1-0	19	5-5	1.000	1-1	1.000	0-0	---	0	4	4	0	1-0	1	1	3	11	11.0
Temple	2-2	39	6-13	.462	2-7	.286	4-4	1.000	0	2	2	2	7-0	2	3	1	18	9.0
Fox	1-1	23	3-8	.375	0-0	---	0-2	.000	0	1	1	2	4-0	2	7	0	6	6.0
Mason	2-0	40	4-16	.250	0-2	.000	4-5	.800	0	6	6	5	2-0	0	0	0	12	6.0
Koufos	2-1	40	5-11	.455	0-0	---	0-0	---	3	11	14	6	4-0	2	3	2	10	5.0
Papagiannis	1-0	12	2-4	.500	0-0	---	0-0	---	1	3	4	0	1-0	0	1	1	4	4.0
Labissiere	2-1	24	2-8	.250	0-0	---	2-3	.667	3	3	6	1	2-0	2	2	1	6	3.0
Jackson	2-0	47	2-11	.182	1-6	.167	0-0	---	2	6	8	3	3-0	1	1	1	5	2.5
Carter	2-1	33	2-6	.333	0-1	.000	0-0	---	1	1	2	2	5-0	1	1	4	4	2.0
KINGS	2	480	73-154	.474	21-49	.429	13-22	.591	13	61	74	40	36-0	16	38	15	180	90.0
RAPTORS	2	480	75-172	.436	24-67	.358	36-47	.766	24	66	90	42	30-0	16	25	11	210	105.0

2017-2018 SEASON SERIES (2-0) TORONTO RAPTORS VS. SACRAMENTO

PLAYER	G-GS	MIN	FG-FGA	PCT	3FG-A	PCT	FT-FTA	PCT	OFF	DEF	TOT	AST	PF-DQ	STL	TO	BLK	PTS	AVG
DeRozan	2-2	68	15-32	.469	0-2	.000	16-23	.696	0	4	4	14	2-0	0	3	2	46	23.0
Ibaka	1-1	29	8-13	.615	4-7	.571	0-0	---	0	4	4	1	5-0	0	0	1	20	20.0
Lowry	2-2	67	9-28	.321	7-20	.350	6-8	.750	2	15	17	13	2-0	3	4	0	31	15.5
Valanciunas	2-2	49	6-13	.462	1-2	.500	9-10	.900	9	15	24	2	2-0	1	4	3	22	11.0
Miles	2-1	43	8-23	.348	3-15	.200	2-2	1.000	0	3	3	1	2-0	6	0	0	21	10.5
Poeltl	2-0	42	8-11	.727	1-1	1.000	1-2	.500	3	5	8	0	3-0	0	2	1	18	9.0
Anunoby	2-2	56	6-13	.462	4-8	.500	0-0	---	3	3	6	0	4-0	2	1	0	16	8.0
Powell	2-0	30	6-8	.750	2-3	.667	2-2	1.000	0	2	2	1	5-0	0	4	1	16	8.0
VanVleet	2-0	43	5-9	.556	1-3	.333	0-0	---	1	7	8	6	2-0	1	2	0	11	5.5
Wright	1-0	13	2-6	.333	1-2	.500	0-0	---	0	1	1	0	0-0	3	3	0	5	5.0
Siakam	2-0	38	2-16	.125	0-4	.000	0-0	---	6	7	13	4	3-0	0	2	3	4	2.0
RAPTORS	2	480	75-172	.436	24-67	.358	36-47	.766	24	66	90	42	30-0	16	25	11	210	105.0
KINGS	2	480	73-154	.474	21-49	.429	13-22	.591	13	61	74	40	36-0	16	38	15	180	90.0

TORONTO RAPTORS

VINCE CARTER

KINGS VS RAPTORS

DATE	W/L	H/A	SCORE	+/-
11/8/95	W	A	109-90	+19
1/30/96	W	H	102-75	+27
11/26/96	W	A	98-87	+11
3/13/97	L	H	96-103	-7
1/21/98	L	A	98-99	-1
1/30/98	W	H	123-97	+26
1/6/00	L	A	89-101	-12
3/10/00	W	H	103-88	+15
2/23/01	W	A	119-118 3OT	+1
3/6/01	W	H	98-91	+7
11/13/01	W	H	95-86	+9
3/17/02	W	A	116-113	+3
1/26/03	L	A	97-101	-4
3/14/03	W	H	119-84	+35
11/14/03	W	H	94-64	+30
2/22/04	W	A	96-81	+15
11/9/04	W	H	108-92	+16
1/5/05	L	A	93-96	-3
11/25/06	W	H	106-104	+2
1/29/06	L	A	123-124 OT	-1
11/12/06	W	H	107-92	+15
1/17/07	L	A	85-101	-16
1/16/08	L	A	91-116	-25
3/16/08	W	H	106-100	+6
12/26/08	L	H	101-107	-6
1/25/09	L	A	97-113	-16
2/7/10	L	A	104-115	-11
3/10/10	W	H	113-90	+23
11/1/10	W	H	111-108	+3
1/9/11	L	A	112-118	-6
1/11/12	W	A	98-91	+7
12/5/12	W	H	107-100	+7
1/4/13	W	A	105-96	+9
2/5/14	W	H	109-101	+8
3/7/14	L	A	87-99	-12
12/2/14	L	H	109-117	-8
1/28/15	L	A	102-119	-17
11/15/15	W	H	107-101	+6
12/20/15	W	A	104-94	+10
11/16/16	W	A	96-91	+5
11/20/16	W	H	102-99	+3
12/10/17	L	H	87-102	-15
12/17/17	L	A	93-108	-15

	OVR	HM	RD
95-96	2-0	1-0	1-0
96-97	1-1	0-1	1-0
97-98	1-1	1-0	0-1
98-99	0-0	0-0	0-0
99-00	1-1	1-0	0-1
00-01	2-0	1-0	1-0
01-02	2-0	1-0	1-0
02-03	1-1	1-0	0-1
03-04	2-0	1-0	1-0
04-05	1-1	1-0	0-1
05-06	1-1	1-0	0-1
06-07	1-1	1-0	0-1
07-08	1-1	1-0	0-1
08-09	0-2	0-1	0-1
09-10	1-1	1-0	0-1
10-11	1-1	1-0	0-1
11-12	1-0	0-0	1-0
12-13	2-0	1-0	1-0
13-14	1-1	1-0	0-1
14-15	0-2	0-1	0-1
15-16	2-0	1-0	1-0
16-17	2-0	1-0	1-0
17-18	0-2	0-1	0-1

UTAH JAZZ

140 S. 500 W
Salt Lake City, UT 84115
Phone: (801) 325-2500
www.utahjazz.com; Twitter: @utahjazz;
PR Twitter: @UtahJazzPR

COLORS:

Jazz Navy | Jazz Dk Green | Jazz Dk Yellow

HOME COURT (CAPACITY):
Vivint Smart Home Arena (18,306) - opened 1991

FOUNDED: 1974-75, New Orleans Jazz; 1979-80, Utah Jazz

HEAD COACH: Quin Snyder (College - Duke)
ASSISTANT COACHES:
Johnnie Bryant (College - Utah)
Zach Guthrie (Texas)
Alex Jensen (College - Utah)
Fotis Katsikaris
Antonio Lang (College - Duke)
Lamar Skeeter (Walsh University)
Jeff Watkinson (College - North Carolina State)
Mike Wells (College - Mt. Vernon Nazarene)
VICE PRESIDENT OF PERFORMANCE HEALTH CARE: Mike Elliot (College -National Academy of Sports Medicine)
HEAD ATHLETIC TRAINER: Eric Waters (College - Iowa)
DIRECTOR OF SPORTS SCIENCE: Barnet Frank (College - North Carolina)
STRENGTH & CONDITIONING COACH: Isaiah Wright (College -Utah)

OWNER: Gail Miller
PRESIDENT: Steve Starks
GENERAL MANAGER: Dennis Lindsey
VICE PRESIDENT OF BASKETBALL OPERATIONS: Linda Luchetti
VICE PRESIDENT OF PLAYER PERSONNEL: Walt Perrin
ASSISTANT GENERAL MANAGERS: David Morway
Justin Zanik

RADIO: KZNS (1280 AM/97.5 FM), David Locke, Ron Boone
TV: AT&T SportsNet (cable), Craig Bolerjack, Matt Harpring, Kristen Kenney

NBA TITLES WON: None

ALL-TIME NBA RECORD: 1914-1646 (.538)

2017-18 RECORD: 48-34 (3rd in Northwest)

2017-18 PLAYOFF RESULTS: Won 4-2 over Oklahoma City in First Round; Lost 1-4 to Houston in Western Semifinals

ALL-TIME SERIES (42 YEARS)

	OVERALL	HOME	ROAD
Sac-Era	49-82	30-36	19-46
All-Time	82-105	55-39	27-66

CURRENT STREAKS

	OVERALL	HOME	ROAD
Kings	L5	L5	L1

2018-19 SERIES SCHEDULE

DATE	SITE	TIME (PST)
10/17	Golden 1 Center	7:00 p.m.
11/21	Vivint Smart Home Arena	6:00 p.m.
11/25	Golden 1 Center	3:30 p.m.
4/5	Vivint Smart Home Arena	6:00 p.m.

2017-18 VS. JAZZ (0-3)

DATE	SITE	RESULT
1/17	Golden 1 Center	L, 105-120
3/3	Golden 1 Center	L, 91-98
3/17	Vivint Smart Home Arena	L, 97-103

SERIES FACTS
Last Home Win: 12/8/15 (114-106)
Last Road Win: 12/21/16 (94-93)
Last Home Loss: 3/3/18 (91-98)
Last Road Loss: 12/10/16 (84-104)
Biggest Win: 36 (119-83) vs. Utah, 11/15/05
Biggest Loss: 42 (88-130) @ Utah, 1/25/95

2017-2018 SEASON SERIES (0-3) SACRAMENTO KINGS VS. UTAH

PLAYER	G-GS	MIN	FG-FGA	PCT	3FG-A	PCT	FT-FTA	PCT	OFF	DEF	TOT	AST	PF-DQ	STL	TO	BLK	PTS	AVG
Hill	1-1	37	6-10	.600	4-5	.800	4-5	.800	2	2	4	5	0-0	3	0	0	20	20.0
Cauley-Stein	2-2	66	14-27	.519	0-1	.000	7-10	.700	2	12	14	5	9-1	3	4	3	35	17.5
Bogdanovic	3-3	94	19-38	.500	11-13	.846	3-4	.750	2	10	12	4	9-0	1	5	0	52	17.3
Hield	3-0	83	17-35	.486	7-16	.438	0-0	---	2	10	12	9	8-0	1	3	3	41	13.7
Randolph	2-2	48	8-24	.333	3-9	.333	5-6	.833	1	8	9	2	4-0	2	6	0	24	12.0
Fox	3-3	91	12-33	.364	0-4	.000	10-11	.909	1	8	9	9	12-1	7	10	1	34	11.3
Temple	1-0	25	4-7	.571	3-3	1.000	0-0	---	0	1	1	2	3-0	1	1	0	11	11.0
Labissiere	2-1	50	6-16	.375	2-2	1.000	5-6	.833	7	8	15	5	9-0	1	6	3	19	9.5
Mason	2-0	41	6-17	.353	5-10	.500	0-0	---	0	6	6	3	7-0	5	2	1	17	8.5
Koufos	3-1	65	10-17	.588	0-0	---	0-0	---	3	15	18	6	6-0	0	5	1	20	6.7
Carter	1-0	26	2-8	.250	0-3	.000	2-2	1.000	1	5	6	1	0-0	0	1	0	6	6.0
Sampson	1-0	23	2-2	1.000	1-1	1.000	1-3	.333	0	2	2	0	4-0	1	1	3	6	6.0
Papagiannis	1-0	2	1-2	.500	0-0	---	0-0	---	0	1	1	0	0-0	0	0	0	2	2.0
Jackson	3-2	61	2-10	.200	0-4	.000	1-2	.500	1	6	7	6	4-0	2	1	1	5	1.7
Richardson	1-0	9	0-1	.000	0-1	.000	1-2	.500	0	1	1	0	0-0	0	0	0	1	1.0
KINGS	3	720	109-247	.441	36-72	.500	39-51	.765	22	95	117	57	75-2	27	46	16	293	97.7
JAZZ	3	720	113-237	.477	29-85	.341	66-87	.759	25	104	129	67	52-0	32	39	19	321	107.0

2017-2018 SEASON SERIES (3-0) UTAH JAZZ VS. SACRAMENTO

PLAYER	G-GS	MIN	FG-FGA	PCT	3FG-A	PCT	FT-FTA	PCT	OFF	DEF	TOT	AST	PF-DQ	STL	TO	BLK	PTS	AVG
Mitchell	3-3	112	32-55	.582	5-20	.250	20-23	.870	1	7	8	11	7-0	5	9	0	89	29.7
Hood	1-0	31	9-16	.563	4-9	.444	3-3	1.000	1	7	8	2	2-0	2	0	0	25	25.0
Gobert	2-2	76	13-18	.722	0-0	---	12-17	.706	8	17	25	2	4-0	3	2	7	38	19.0
Favors	3-3	86	16-27	.593	1-2	.500	6-9	.667	11	14	25	3	6-0	2	0	4	39	13.0
Ingles	3-3	99	12-27	.444	9-21	.429	3-4	.750	1	12	13	16	9-0	2	7	1	36	12.0
Rubio	3-3	97	9-33	.273	2-9	.222	13-18	.722	1	17	18	18	9-0	10	10	1	33	11.0
Crowder (TOT)	4-2	110	11-31	.355	4-13	.308	11-15	.733	3	11	14	4	5-0	4	3	2	37	9.3
Crowder (UTA)	2-0	57	7-19	.368	4-9	.444	7-11	.636	1	6	7	2	3-0	2	3	1	25	12.5
Jerebko	3-1	37	6-15	.400	3-9	.333	0-0	---	0	9	9	0	7-0	0	1	0	15	5.0
Johnson	1-0	26	2-5	.400	0-1	.000	0-0	---	0	2	2	2	1-0	2	0	0	4	4.0
Udoh	1-0	17	2-3	.667	0-0	---	0-0	---	0	0	0	3	0-0	2	0	3	4	4.0
Neto	2-0	17	2-5	.400	1-3	.333	0-0	---	0	1	1	3	1-0	0	3	1	5	2.5
Exum	1-0	13	1-4	.250	0-1	.000	0-0	---	1	0	1	2	0-0	1	2	0	2	2.0
O'Neale	3-0	53	2-10	.200	0-1	.000	2-2	1.000	0	12	12	3	3-0	1	1	1	6	2.0
JAZZ	3	720	113-237	.477	29-85	.341	66-87	.759	25	104	129	67	52-0	32	39	19	321	107.0
KINGS	3	720	109-247	.441	36-72	.500	39-51	.765	22	95	117	57	75-2	27	46	16	293	97.7

UTAH JAZZ

KARL MALONE + JOHN STOCKTON

KINGS VS JAZZ

DATE	W/L	H/A	SCORE	+/-
11/16/85	L	H	96-100	-4
1/31/86	L	A	101-113	-12
3/1/86	L	A	94-110	-16
3/4/86	W	H	94-92	+2
4/9/86	W	A	113-108	+5
4/10/86	L	H	108-119	-11
12/6/86	L	H	111-114	-3
2/1/87	L	H	113-121	-8
2/3/87	L	A	95-101	-6
3/12/87	L	H	109-113	-4
3/14/87	L	A	116-123	-7
4/6/87	W	A	110-104	+6
11/7/87	L	A	100-121	-21
12/5/87	L	H	117-126	-9
1/2/88	W	H	107-105	+2
2/3/88	L	A	91-123	-32
2/29/88	L	H	110-115	-5
3/24/88	L	A	97-117	-20
11/9/88	L	A	81-105	-24
12/3/88	L	H	73-107	-34
12/28/88	L	A	80-96	-16
4/1/89	W	H	117-97	+20
1/20/90	L	H	81-94	-13
2/17/90	L	A	106-110	-4
3/17/90	W	H	122-109OT	+13
3/19/90	L	A	97-105	-8
1/5/91	L	H	98-106	-8
1/25/91	L	A	93-105	-12
3/28/91	W	H	116-96	+20
4/16/91	L	A	101-111	-10
11/11/91	L	A	90-106	-16
1/29/92	L	A	105-124	-19
2/5/92	W	H	100-98	+2
3/12/92	L	H	103-114	-11
1/16/93	L	A	107-108	-1
2/9/93	L	H	114-119	-5
2/27/93	W	A	121-117	+4
4/20/93	W	H	101-92	+9
1/21/94	L	A	83-112	-29
2/18/94	W	H	90-81	+9
4/12/94	L	A	91-126	-35
4/19/94	L	H	108-115	-7
11/27/94	L	H	89-94	-5
1/25/95	L	A	88-130	-42
3/7/95	L	H	95-102OT	-7
3/10/95	L	A	93-110	-17
11/22/95	L	A	95-116	-21
3/5/96	L	H	97-112	-15
4/7/96	L	H	92-107	-15
4/20/96	L	A	92-104	-12
11/13/96	L	A	74-105	-31
2/11/97	L	H	98-120	-22
4/2/97	L	A	87-118	-31
4/20/97	L	H	109-113	-4
11/20/97	W	H	97-95	+2
12/9/97	W	H	113-101	+12
3/11/98	L	A	95-110	-15
4/16/98	L	A	86-99	-13
2/15/99	L	A	112-120OT	-8
3/30/99	W	H	104-101OT	+3
4/13/99	L	H	100-105OT	-5
11/12/99	W	H	105-92	+13
1/22/00	L	H	101-104	-3
2/17/00	L	A	108-119	-11
4/19/00	L	A	86-95	-9
2/13/01	W	A	97-94OT	+3
2/18/01	L	H	90-94	-4
3/11/01	W	H	105-90	+15
4/5/01	W	A	92-86	+6
1/24/02	W	H	113-80	+33
1/26/02	W	A	114-90	+24
2/26/02	W	H	107-81	+26
4/5/02	W	A	117-109	+8
12/14/02	W	A	98-96	+2
1/28/03	L	H	92-102	-10
3/7/03	W	A	108-105OT	+3
4/16/03	W	H	95-84	+11
11/19/03	W	A	118-110	+8
12/12/03	W	A	100-93	+7
12/28/03	W	H	98-89	+9
2/27/04	L	H	97-102	-5
12/31/04	W	A	109-102	+7
1/13/05	W	H	107-93	+14
4/18/05	L	A	82-92	-10
11/15/05	W	H	119-83	+36
2/3/06	L	A	79-89	-10
2/5/06	W	H	96-78	+18
3/25/06	W	A	91-89	+2
11/22/06	L	H	101-110	-9
12/15/06	W	A	98-97	+1
4/6/07	W	H	107-103	+4
11/12/07	L	A	93-117	-24
12/4/07	W	H	117-107	+10
1/25/08	L	A	113-127	-14
2/8/08	W	H	117-104	+13
11/28/08	L	A	94-120	-26
12/2/08	L	H	94-99	-5
2/6/09	L	H	107-111	-4
2/28/09	L	A	89-102	-13
11/7/09	W	A	104-99	+5
1/29/10	L	A	94-101	-7
2/26/10	W	H	103-99	+4
11/22/10	L	A	83-94	-11
2/7/11	L	H	104-107	-3
3/5/11	L	A	102-109OT	-7
4/3/11	W	H	106-97	+9
1/28/12	L	A	93-96	-3
2/28/12	W	H	103-96	+7
3/22/12	L	H	102-103	-1
3/30/12	W	A	104-103	+1
11/23/12	L	A	102-104	-2
11/24/12	W	H	108-97	+11
2/4/13	L	A	91-98OT	-7
2/9/13	W	H	120-109	+11
12/7/13	W	A	112-102*	10
12/11/13	L	H	101-122	-21
1/27/14	L	A	99-106	-7
12/8/14	W	H	101-92	+9
2/7/15	L	A	90-102	-12
4/5/15	L	H	95-101	-6
4/8/15	L	A	91-103	-12
12/8/15	W	H	114-106	+8
1/14/16	W	A	103-101	+2
3/13/16	L	H	99-108	-8
12/10/16	L	A	84-104	-20
12/21/16	W	A	94-93	+1
3/5/17	L	H	109-110OT	-6
3/29/17	L	H	82-112	-20
1/17/18	L	H	105-120	-15
3/3/18	L	H	91-98	-7
3/17/18	L	A	97-103	-6

	OVR	HM	RD
74-75	2-2	2-0	0-2
75-76	1-3	1-1	0-2
76-77	2-2	2-0	0-2
77-78	2-2	2-0	0-2
78-79	3-1	2-0	1-1
79-80	6-0	3-0	3-0
80-81	5-1	3-0	2-1
81-82	3-3	2-1	1-2
82-83	4-2	3-0	1-2
83-84	3-3	3-0	0-3
84-85	2-4	2-1	0-3
85-86	2-4	1-2	1-2
86-87	1-5	0-3	1-2
87-88	1-5	1-2	0-3
88-89	1-3	1-1	0-2
89-90	1-3	1-1	0-2
90-91	1-3	1-1	0-2
91-92	1-3	1-1	0-2
92-93	2-2	1-1	1-1
93-94	1-3	1-1	0-2
94-95	0-4	0-2	0-2
95-96	0-4	0-2	0-2
96-97	0-4	0-2	0-2
97-98	2-2	2-0	0-2
98-99	1-2	1-1	0-1
99-00	1-3	1-1	0-2
00-01	3-1	1-1	2-0
01-02	4-0	2-0	2-0
02-03	3-1	1-1	2-0
03-04	3-1	1-1	2-0
04-05	2-1	1-0	1-1
05-06	3-1	2-0	1-1
06-07	2-1	1-1	1-0
07-08	2-2	2-0	0-2
08-09	0-4	0-2	0-2
09-10	2-1	1-0	1-1
10-11	1-3	1-1	0-2
11-12	2-2	1-1	1-1
12-13	2-2	2-0	0-2
13-14	1-2	0-1	1-1
14-15	1-3	1-1	0-2
15-16	2-1	1-1	1-0
16-17	1-3	0-2	1-1
17-18	0-3	0-2	0-1

WASHINGTON WIZARDS

601 F Street NW
Washington, D.C. 20004
Phone: (202) 661-5000
www.WashingtonWizards.com

COLORS:

HOME COURT (CAPACITY):
Capital One Arena (20,356) - opened 1997

FOUNDED: 961-62, Chicago Packers; 1962-63, Chicago Zephyrs; 1963-64, Baltimore Bullets; 1973-74, Capital Bullets; 1974-75, Washington Bullets; 1997-98, Washington Wizards

HEAD COACH: Scott Brooks (College - UC Irvine)
ASSISTANT COACHES:
Tony Brown (College - Arkansas)
Robert Pack (College - USC)
Ryan Richman (College - Maryland)
Mike Terpstra (College - Northwest Nazarene)
Maz Trakh (College - Southern Utah)
ASSISTANT COACH/DIRECTOR OF PLAYER DEVELOPMENT: David Adkins (College - Radford)
DIRECTOR OF ATHLETIC PERFORMANCE/STRENGTH-AND-CONDITIONING COACH: Navin Hettiarachchi (College - West Virginia Wesleyan College)
DIRECTOR OF PLAYER REHABILITATION:
Jesse Phillips (College - USC)
DIRECTOR OF SPORTS SCIENCE:
Steve Smith (College - Maryland Baltimore)

FOUNDER, CHARIMAN & MAJORITY OWNER:
Ted Leonsis
PRESIDENT OF BASKETBALL OPERATIONS:
Ernie Grunfeld
SENIOR VICE PRESIDENT OF BASKETBALL OPERATIONS: Tommy Sheppard
RADIO: WNEW 99.1 FM/WFED 1500 AM, Dave Johnson, Glen Consor
TV: NBC Sports Washington (cable), Steve Buckhantz, Kara Lawson, Chris Miller

NBA TITLES WON: 1, 1977-78

ALL-TIME NBA RECORD: 2096-2519 (.453)

2017-18 RECORD: 49-33 (2nd in Southeast)

2017-18 PLAYOFF RESULTS: Lost 2-4 to Toronto in the First Round

ALL-TIME SERIES (56 YEARS)

	OVERALL	HOME	ROAD
Sac-Era	31-33	20-11	11-22
All-Time	104-92		

CURRENT STREAKS

	OVERALL	HOME	ROAD
Kings	L4	L2	L5

2018-19 SERIES SCHEDULE

DATE	SITE	TIME (PST)
10/26	Golden 1 Center	7:00 p.m.
3/11	Capital One Arena	4:00 p.m.

2017-18 VS. WIZARDS (0-2)

DATE	SITE	TIME (PST)
10/29	Golden 1 Center	L, 83-110
11/13	Capital One Arena	L, 92-110

SERIES FACTS
Last Home Win: 3/30/16 (120-111)
Last Road Win: 1/28/13 (96-94)
Last Home Loss: 10/29/17 (83-110)
Last Road Loss: 11/13/17 (92-110)
Biggest Win: 34 (106-72) vs. WAS, 12/19/00
Biggest Loss: 43 (108-151) @ WAS, 3/3/65

2017-2018 SEASON SERIES (0-2) SACRAMENTO KINGS VS. WASHINGTON

PLAYER	G-GS	MIN	FG-FGA	PCT	3FG-A	PCT	FT-FTA	PCT	OFF	DEF	TOT	AST	PF-DQ	STL	TO	BLK	PTS	AVG
Hill	1-1	25	5-9	.556	3-3	1.000	3-3	1.000	1	3	4	2	0-0	1	0	0	16	16.0
Randolph	1-1	23	4-12	.333	0-1	.000	4-5	.800	4	5	9	1	0-0	1	1	0	12	12.0
Mason	1-0	22	5-10	.500	1-3	.333	0-0	---	0	0	0	1	1-0	1	2	0	11	11.0
Labissiere	2-1	47	8-17	.471	1-1	1.000	4-6	.667	2	4	6	0	3-0	2	1	2	21	10.5
Bogdanovic	2-2	44	9-13	.692	2-2	1.000	0-0	---	1	5	6	3	4-0	4	2	0	20	10.0
Richardson	1-0	20	3-7	.429	1-5	.200	3-4	.750	0	1	1	1	1-0	1	1	0	10	10.0
Hield	2-1	53	8-22	.364	3-9	.333	0-0	---	3	3	6	4	4-0	3	3	0	19	9.5
Temple	2-1	39	6-11	.545	4-6	.667	0-0	---	0	2	2	2	3-0	1	1	1	16	8.0
Cauley-Stein	2-2	48	5-18	.278	0-1	.000	2-2	1.000	4	11	15	4	3-0	0	4	2	12	6.0
Fox	2-1	52	4-18	.222	1-5	.200	3-4	.750	0	7	7	10	2-0	0	6	0	12	6.0
Jackson	2-0	39	4-13	.308	2-4	.500	1-2	.500	1	0	1	3	2-0	1	2	1	11	5.5
Koufos	2-0	38	3-7	.429	0-0	---	3-6	.500	4	9	13	0	7-0	0	1	0	9	4.5
Sampson	1-0	7	1-2	.500	0-1	.000	2-2	1.000	1	3	4	1	2-0	0	0	0	4	4.0
Papagiannis	2-0	10	1-1	1.000	0-0	---	0-0	---	0	2	2	0	1-0	0	1	0	2	1.0
Carter	1-0	15	0-6	.000	0-4	.000	0-0	---	0	2	2	0	2-0	1	2	0	0	0.0
KINGS	2	480	66-166	.398	18-45	.400	25-34	.735	21	57	78	32	35-0	16	30	6	175	87.5
WIZARDS	2	480	84-171	.491	28-68	.412	24-32	.750	23	76	99	58	39-0	16	28	4	220	
110.0																		

2017-2018 SEASON SERIES (2-0) WASHINGTON WIZARDS VS. SACRAMENTO

PLAYER	G-GS	MIN	FG-FGA	PCT	3FG-A	PCT	FT-FTA	PCT	OFF	DEF	TOT	AST	PF-DQ	STL	TO	BLK	PTS	AVG
Wall	2-2	54	15-22	.682	9-10	.900	1-1	1.000	1	3	4	18	2-0	2	8	1	40	20.0
Porter	2-2	55	12-21	.571	4-10	.400	3-4	.750	2	10	12	3	2-0	3	1	1	31	15.5
Beal	2-2	62	11-22	.500	2-9	.222	5-5	1.000	1	9	10	11	3-0	1	4	0	29	14.5
Scott	2-0	41	12-17	.706	4-5	.800	0-0	---	3	6	9	0	3-0	0	4	0	28	14.0
Gortat	2-2	49	10-18	.556	0-0	---	4-4	1.000	4	12	16	3	4-0	1	0	1	24	12.0
Oubre	2-1	50	8-17	.471	3-8	.375	2-4	.500	1	14	15	4	2-0	2	1	0	21	10.5
Meeks	2-0	35	5-19	.263	2-11	.182	3-4	.750	1	4	5	0	0-0	1	2	0	15	7.5
Smith	1-0	16	1-7	.143	1-4	.250	2-2	1.000	2	2	4	0	2-0	0	1	1	5	5.0
McCullough	2-0	10	3-5	.600	1-1	1.000	1-2	.500	1	2	3	0	1-0	0	0	0	8	4.0
Morris	1-1	20	2-9	.222	0-5	.000	0-0	---	1	1	2	2	3-0	1	0	0	4	4.0
Mahinmi	2-0	27	3-5	.600	0-0	---	1-2	.500	4	8	12	3	9-0	2	2	0	7	3.5
Frazier	2-0	40	1-5	.200	1-3	.333	2-2	1.000	1	2	3	10	7-0	2	2	0	5	2.5
Satoransky	2-0	21	1-4	.250	1-2	.500	0-2	.000	1	3	4	4	1-0	1	1	0	3	1.5
WIZARDS	2	480	84-171	.491	28-68	.412	24-32	.750	23	76	99	58	39-0	16	28	4	220	110.0
KINGS	2	480	66-166	.398	18-45	.400	25-34	.735	21	57	78	32	35-0	16	30	6	175	87.5

WASHINGTON WIZARDS



WES UNSELD

KINGS VS WIZARDS

DATE	W/L	H/A	SCORE	+/-
12/8/85	L	A	89-111	-22
1/6/86	W	H	106-87	+19
1/12/87	L	A	109-113	-4
2/14/87	W	H	136-111	+25
1/17/88	L	A	113-130	-17
2/25/88	L	H	110-129	-19
2/14/89	L	H	99-107	-8
3/10/89	L	A	97-114	-17
2/2/90	L	A	99-108	-9
2/13/90	W	H	106-98	+8
11/20/90	W	A	87-82	+5
12/6/90	W	H	104-86	+18
2/12/92	W	H	98-97	+1
2/23/92	W	A	124-117	+5
12/8/93	L	H	106-114	-8
4/1/93	W	A	117-97	+20
12/23/93	W	H	114-88	+26
12/29/93	W	A	103-97	+6
12/20/94	W	H	105-102	+3
2/25/95	L	A	98-102	-4
1/12/96	L	A	88-117	-29
3/3/96	L	H	99-108	-9
12/16/96	L	H	89-97	-8
1/25/97	L	A	105-113	-8
12/4/97	L	A	96-118	-22
2/15/98	W	H	88-86	+2
2/25/99	W	A	115-105	+10
12/4/99	W	A	114-104	+10
3/21/00	W	H	98-86	+12
12/19/00	W	H	106-72	+34
2/22/01	W	A	115-110	+5
2/7/02	L	A	101-108	-7
2/14/02	W	H	109-93	+16
2/11/03	W	H	99-80	+19
4/2/03	W	A	105-99	+6
3/17/04	L	A	108-114	-6
3/28/04	W	H	100-92	+8
12/21/04	W	H	104-93	+13
2/27/05	W	A	110-108	+2
3/5/06	L	A	107-117	-10
3/28/06	L	H	84-97	-13
12/21/06	L	H	119-126	-7
2/22/07	L	A	106-109	-3
12/15/07	L	A	79-92	-13
3/28/08	L	H	108-114	-6
1/21/09	L	H	107-110	-3
3/15/09	L	A	104-106	-2
12/16/09	W	H	112-109	+3
1/16/10	L	A	86-96	-10
12/8/10	W	H	116-91	+25
1/11/11	L	A	133-136OT	-3
2/22/12	W	A	115-107	+8
1/16/13	W	H	95-94	+1
1/28/13	W	A	96-94	+2
2/9/14	L	A	84-93	-9
3/18/14	W	H	117-111OT	+6
3/14/15	L	A	97-113	-16
3/22/15	W	H	109-86	+23
12/21/15	L	A	99-113	-14
3/30/16	W	H	120-111	+9
11/28/16	L	A	95-101OT	-6
3/10/17	L	H	122-130OT	-8
10/29/17	L	H	83-110	-27
11/13/17	L	A	92-110	-18

	OVR	HM	RD
61-72	54-39 (Roc/Cn)		
72-73	1-3	1-1	0-2
73-74	1-3	0-2	1-1
74-75	1-3	1-1	0-2
75-76	1-3	1-1	0-2
76-77	2-2	2-0	0-2
77-78	2-2	1-1	1-1
78-79	3-0	2-0	1-0
79-80	2-0	1-0	1-0
80-81	1-1	1-0	0-1
81-82	0-2	0-1	0-1
82-83	2-0	1-0	1-0
83-84	2-0	1-0	1-0
84-85	1-1	1-0	0-1
85-86	1-1	1-0	0-1
86-87	1-1	1-0	0-1
87-88	0-2	0-1	0-1
88-89	0-2	0-1	0-1
89-90	1-1	1-0	0-1
90-91	2-0	1-0	1-0
91-92	2-0	1-0	1-0
92-93	1-1	0-1	1-0
93-94	2-0	1-0	1-0
94-95	1-1	1-0	0-1
95-96	0-2	0-1	0-1
96-97	0-2	0-1	0-1
97-98	1-1	1-0	0-1
98-99	1-0	0-0	1-0
99-00	2-0	1-0	1-0
00-01	2-0	1-0	1-0
01-02	1-1	1-0	0-1
02-03	2-0	1-0	1-0
03-04	1-1	1-0	0-1
04-05	2-0	1-0	1-0
05-06	0-2	0-1	0-1
06-07	0-2	0-1	0-1
07-08	0-2	0-1	0-1
08-09	0-2	0-1	0-1
09-10	1-1	1-0	0-1
10-11	1-1	1-0	0-1
11-12	1-0	0-0	1-0
12-13	2-0	1-0	1-0
13-14	1-1	1-0	0-1
14-15	1-1	1-0	0-1
15-16	1-1	1-0	0-1
16-17	0-2	0-1	0-1
17-18	0-2	0-1	0-1

NBA DIVISION ALIGNMENT

WESTERN CONFERENCE

SOUTHWEST DIVISION
DALLAS MAVERICKS
HOUSTON ROCKETS
MEMPHIS GRIZZLIES
NEW ORLEANS PELICANS
SAN ANTONIO SPURS

NORTHWEST DIVISION
DENVER NUGGETS
MINNESOTA TIMBERWOLVES
OKLAHOMA CITY THUNDER
PORTLAND TRAIL BLAZERS
UTAH JAZZ

PACIFIC DIVISION
GOLDEN STATE WARRIORS
LOS ANGELES CLIPPERS
LOS ANGELES LAKERS
PHOENIX SUNS
SACRAMENTO KINGS

EASTERN CONFERENCE

SOUTHWEST DIVISION
DALLAS MAVERICKS
HOUSTON ROCKETS
MEMPHIS GRIZZLIES
NEW ORLEANS PELICANS
SAN ANTONIO SPURS

NORTHWEST DIVISION
DENVER NUGGETS
MINNESOTA TIMBERWOLVES
OKLAHOMA CITY THUNDER
PORTLAND TRAIL BLAZERS
UTAH JAZZ

PACIFIC DIVISION
GOLDEN STATE WARRIORS
LOS ANGELES CLIPPERS
LOS ANGELES LAKERS
PHOENIX SUNS
SACRAMENTO KINGS

KEY DATES

JULY 1-6
Moratorium Period (ends at noon ET on July 6)

JULY 6
NBA Team may begin signing free agents to contracts (noon ET)

JULY 2-5
California Classic (Sacramento, Calif.)

JULY 2-5
Utah Jazz Summer League (Salt Lake City, Utah.)

JULY 6-17
MGM Resorts NBA Summer League (Las Vegas, Nev.)

AUGUST 4
NBA Africa Game 2018, Team Africa vs. Team World (Pretoria, South Africa)

SEPTEMBER 7
Naismith Memorial Basketball Hall of Fame Enshrinement (Springfield, Mass.)

SEPTEMBER 21
First allowable date for players partcipating in preseason NBA Global games to report to their teams (no earlier than 11 a.m. local time)

SEPTEMBER 22
Training Camps open for all teams participating in preseason NBA Global Games

SEPTEMBER 24
First allowable date for players partcipating in preseason NBA Global games to report to their teams (no earlier than 11 a.m. local time)

SEPTEMBER 25
Training Camps open for all other teams

SEPTEMBER 28
NBA Preseason games begin

OCTOBER 5
NBA China Games 2018: Dallas Mavericks vs. Philadelphia 76ers (Shanghai)

OCTOBER 8
NBA China Games 2018: Dallas Mavericks vs. Philadelphia 76ers (Shenzhen)

OCTOBER 12
NBA Preseason ends

OCTOBER 15
Rosters set for NBA Opening Day (5 p.m. ET)

OCTOBER 16
Start of the 2018-19 NBA Regular Season (Kia NBA Tip-Off 2018)

DECEMBER 13
NBA Mexico City Games 2018: Orlando Magic vs. Chicago Bulls (Mexico City)

DECEMBER 15
NBA Mexico City Games 2018: Orlando Magic vs. Utah Jazz (Mexico City)

JANUARY 5
10-day contracts may now be signed

JANUARY 10
All contracts are guaranteed for the remainder of the season

JANUARY 15
Last day to sign NBA Two-Way contracts

JANUARY 17
NBA London Game 2019: New York Knicks vs Washington Wizards (London)

FEBRUARY 7
NBA Trade Deadline (3 p.m. ET)

FEBRUARY 15-17
NBA All-Star 2019 (Charlotte, N.C.)

MARCH 1
Playoff Eligibility Waiver Deadline

APRIL 10
Regular Season ends

APRIL 12
Rosters set for NBA Playoffs 2019 (3 p.m. ET)

APRIL 13
NBA Playoffs 2019 begin

APRIL 22
NBA Early Entry Eligibility Deadline (11:59 p.m. ET)

APRIL 30/MAY 1
Conference Semifinals begin (possible move up to April 28-29)

MAY 15-16
Conference Finals begin (possible move up to May 13-14)

MAY 31
NBA Finals 2017 begin

JUNE 11
NBA Draft Early Entry Entrant Withdrawal Deadline (5 p.m. ET)

JUNE 17
The Finals 2018 latest possible date

JUNE 21
NBA Draft 2018

NATIONAL BASKETBALL ASSOCIATION
NBA ENTERTAINMENT
WOMEN'S NATIONAL BASKETBALL ASSOCIATION
NBA G LEAGUE
NBA 2K LEAGUE

NEW YORK
Olympic Tower
645 Fifth Avenue
New York, NY 10022
Telephone: (212) 407-8000
Fax: (212) 832-3861

NEW JERSEY
100 Plaza Drive
Secaucus, NJ 07094
Telephone: (201) 865-1500
Fax: (201) 974-5973

INTERNATIONAL OFFICES

AFRICA
9th Floor GreenPark Corner
3 Lower Road
Morningside 2196
Johannesburg, South Africa
Telephone: +27-100-072-668

ASIA/PACIFIC

CHINA—BEIJING
19th Floor, Office Tower 2
China Central Place
No. 79 Jianguo Road
Chaoyang District
Beijing, China 100025
Telephone: +86-10-5200-8200
Fax: +86-10-5200-8202

CHINA—SHANGHAI
Unit 2703-2708, 27F, Tower 2 Plaza 66
1266 Nanjing West Road,
Jing An District
Shanghai, China 200040
Telephone: +86-21-6137-2200
Fax: +86-21-6288-9920

HONG KONG
Room 3101, Lee Gardens One
33 Hysan Avenue
Causeway Bay, Hong Kong
Telephone: +852-2843-9600
Fax: +852-2536-4808

PHILIPPINES
Unit 1701, World Plaza Building
5th Avenue corner 30th Street
Bonifacio Global City
Taguig, 1634 Philippines
Jandric Lim, Communications; +632-866-8205

TAIWAN
Suite 1303, No. 88, Section 2
Chung Hsiao East Road
Taipei, Taiwan ROC 100
Telephone: +886-2-2397-8000
Fax: +886-2-2358-1098

CANADA
50 Bay Street, Suite 1402
Toronto, Ontario Canada M5J 3A5
Telephone: (416) 682-2000
Fax: (416) 364-0205

EUROPE & THE MIDDLE EAST

LONDON
Endeavour House
189 Shaftesbury Avenue
London, United Kingdom WC2H 8JR
Telephone: +44-20-7420-8900

SPAIN
Leganitos Street 6th Floor
28013 Madrid, Spain
Ignasi Castello, Communications,
Telephone +34-912-153-573

INDIA
Tower 1, 10th Floor
Indiabulls Finance Center
Senapati Bapat Marg Mumbai
Maharashtra 400013
Telephone: +91-22-6124-6100

LATIN AMERICA

BRAZIL
Av Borges de Medeiros, 633
Sala 301 – Leblon
Rio de Janeiro, RJ, Brazil 22430-041
Telephone: +55-21-3206-6400
Fax: +55-21-2586-6001

MEXICO
Av. Prolongacion Paseo de la Reforma
No. 1236, Planta Baja Desarrollo Santa
Fe
Cuajimalpa De Morelos
Ciudad De Mexico 05348
Telephone: +52-55-9171-7700

INTERNATIONAL OFFICES

AGUA CALIENTE CLIPPERS OF ONTARIO
1947 East Convention Center Way; Ontario, CA 91764
Tel: (909) 406-9090
Arena: Citizens Business Bank Arena
Media Relations Contact: Brandon Ehrlich (behrlich@clippers.com)
Website: www.aguacalienteclippers.com
NBA Affiliation: LA Clippers

AUSTIN SPURS
13581 Pond Springs Road, Suite 108, Austin, TX 78729
Tel: (512) 236-8333; Fax: (512) 236-8444
Arena: H-E-B Center at Cedar Park
Media Relations Contact: Perri Travillion (ptravillion@attcenter.com); Lauren Venticinque (lventicinque@attcenter.com)
Website: www.austinspurs.com
NBA Affiliation: San Antonio

CANTON CHARGE
1101 Market Avenue North
Canton, OH 44702
Tel: (866) 444-1944
Fax: (330) 489-1703
Arena: Canton Memorial Civic Center
Media Relations Contact: Sean Wyatt (swyatt@cantoncharge.com); Mike Clark (mclark@cantoncharge.com)
Website: www.cantoncharge.com
NBA Affiliation: Cleveland

CAPITAL CITY GO-GO
601 F Street, NW, 4th Floor; Washington, DC 20004
Tel: (202) 292-1058
Arena: Entertainment & Sports Arena in Congress Heights
Media Relations Contact: Matt Quinn (mquinn@monumentalsports.com)
Website: www.CapitalCityGoGo.com
NBA Affiliation: Washington

DELAWARE BLUE COATS
300 Martin Luther King Blvd, Ste. 200; Wilmington, DE 19801
Tel: (302) 504-7587
Fax: (302)351-5370
Arena: 76ers Fieldhouse
Media Relations Contact: Amanda Janczak (amandajanczak@76ers.com); Alex Yoh (alexyoh@76ers.com)
Website: www.sixers.com/bluecoats
NBA Affiliation: Philadelphia

ERIE BAYHAWKS
110 East 8th Street
Erie, PA 16501
Tel: (814) 790-5600
Fax: (814) 790-5608
Arena: Erie Insurance Arena
Media Relations Contact: Billy Hartman (billy.hartman@nbaerie.com)
Website: www.nbaerie.com
NBA Affiliation: Atlanta

FORT WAYNE MAD ANTS
1910 St. Joe Center Rd, Suite 61; Fort Wayne, IN 46825
Tel: (260) 469-4667
Fax: (260) 469-4674
Arena: Allen County War Memorial Coliseum
Media Relations Contact: Ryan Stevens (rstevens@ftwaynemadants.com)
Website: www.ftwaynemadants.com
NBA Affiliation: Indiana

GRAND RAPIDS DRIVE
40 Monroe Center NW, Suite 11; Grand Rapids MI 49503
Tel: (844) 473-7483
Arena: DeltaPlex Arena
Media Relations Contact: Rob Johnson (rjohnson@nbagrandrapids.com)
Website: www.nbagrandrapids.com
NBA Affiliation: Detroit

GREENSBORO SWARM
2411 West Gate City Blvd.; Greensboro, NC 27403
Tel: (336) 907-3600
Arena: Fieldhouse at the Greensboro Coliseum Complex
Media Relations Contact: Justin Trujillo (jtrujillo@gsoswarm.com)
Website: www.gsoswarm.com
NBA Affiliation: Charlotte

IOWA WOLVES
730 3rd Street; Des Moines, Iowa 50309
Tel: (515) 564-8550
Fax: (515) 564-8551
Arena: Wells Fargo Arena
Media Relations Contact: Seth Nutting (seth.nutting@iawolves.com)
Website: www.iawolves.com
NBA Affiliation: Minnesota

LAKELAND MAGIC
701 West Lime Street; Lakeland, FL 33815
Tel: (863) 825-3258
Fax: (863) 825-3279
Arena: RP Funding Center
Media Relations Contact: Ashley Foss (afoss@lakelandmagic.com)
Website: www.lakelandmagic.com
NBA Affiliation: Orlando

LONG ISLAND NETS
168 39th Street, 8th Floor; Brooklyn, NY 11232
Tel: (718) 215-2299
Fax: (718) 522-3544
Arena: NYCB Live's Nassau Veterans Memorial Coliseum
Media Relations Contact: Megan Walsh (mwalsh@brooklynnets.com)
Website: www.longislandnets.com
NBA Affiliation: Brooklyn

MAINE RED CLAWS
550 Forest Avenue; Portland, ME 04012
Tel: (207) 210-6655; Fax: (207) 210-6659
Arena: Portland Exposition Building
Media Relations Contact: Evans Boston (eboston@maineredclaws.com)
Website: www.maineredclaws.com
NBA Affiliation: Boston

MEMPHIS HUSTLE
191 Beale Street; Memphis TN 28103
Tel: (901) 205-1234
Fax: (901) 205-1244
Arena: The Landers Center
Media Relations Contact: Geoffrey Langham (glangham@grizzlies.com)
Website: www.memphishustle.com
NBA Affiliation: Memphis

Northern Arizona Suns
3201 N. Main Street
Prescott Valley, AZ 86314
Tel: (928) 772-7867
Arena: Prescott Valley Event Center
Media Relations Contact: Jake Withee (jwithee@nazsuns.com)
Website: www.nazsuns.com
NBA Affiliation: Phoenix

NBA G-LEAGUE DIRECTORY

OKLAHOMA CITY BLUE
208 Thunder Drive; Oklahoma City, OK 73102
Tel: (405) 208-4800
Fax: (405) 429-7900
Arena: Cox Convention Center
Media Relations Contact: Laila Wani (lwani@okcthunder.com); Shelby Willingham (swillingham@okcthunder.com)
Website: www.oklahomacityblue.com
NBA Affiliation: Oklahoma City

RAPTORS 905
5600 Rose Cherry Place; Mississauga, ON L4Z4B6
Tel: (416) 815-5600
Fax: (416) 357-9205
Arena: Paramount Fine Foods Centre
Media Relations Contact: Stefano Toniutti (Stefano.toniutti@mlse.com)
Website: www.raptors905.com
NBA Affiliation: Toronto

RIO GRANDE VALLEY VIPERS
4900 S. I-69; Edinburg Texas, 78539
Tel:(956) 972-1144
Fax: (956) 972-1150
Arena: Bert Ogden Arena
Media Relations Contact: Amairani Ramirez (mediarelations@rgvipers.com)
Website: www.rgvipers.com
NBA Affiliation: Houston

SALT LAKE CITY STARS
301 West South Temple; Salt Lake City, UT 84101
Tel: (801) 325-2500
Arena: Lifetime Activities Center – Bruin Arena
Media Relations Contact: Matt de Nesnera (matt.denesnera@utahjazz.com)
Website: www.slcstars.com
NBA Affiliation: Utah

SANTA CRUZ WARRIORS
903 Pacific Avenue, Suite 101; Santa Cruz, CA 95060
Tel: (831) 731-4396
Fax: (831) 466-3201
Arena: Kaiser Permanente Arena
Media Relations Contact: Massimo Degaudenzi (massimo@santacruzbasketball.com)
Website: www.santacruzbasketball.com
NBA Affiliation: Golden State

SIOUX FALLS SKYFORCE
2131 South Minnesota Ave; Sioux Falls, SD 57105
Tel: (605) 332-0605
Fax: (605) 332-2305
Arena: Sanford Pentagon
Media Relations Contact: Matt Dykstra (mdykstra@skyforceonline.com)
Website: www.skyforceonline.com
NBA Affiliation: Miami

SOUTH BAY LAKERS
2275 E. Mariposa Ave. El Segundo, CA 90245
Tel: (310) 426-6000
Fax: (310) 426-6031
Arena: Toyota Sports Center
Media Relations Contact: Noah Camarena (ncamarena@sb-lakers.com)
Website: www.sblakers.com
NBA Affiliation: Los Angeles Lakers

STOCKTON KINGS
400 E. Main, Suite 760, Stockton, CA 95202
Tel: (888) 465-7209
Arena: Stockton Arena
Media Relations Contact: Rahsaan Gethers (rgethers@kings.com)
Website: www.stocktonkings.com
NBA Affiliation: Sacramento

TEXAS LEGENDS
2601 Avenue of the Stars, Suite 300; Frisco, TX 75034
Tel: (214) 469-0822
Fax: (214) 469-0823
Arena: Dr. Pepper Arena
Media Relations Contact: Britney Wynn (bwynn@texlegends.com)
Website: www.texlegends.com
NBA Affiliation: Dallas

WESTCHESTER KNICKS
198 Central Ave. White Plains, NY 10606
Tel: (914) 559-6888
Arena: Westchester County Center
Media Relations Contact: Derek Lapinski (derek.lapinski@msg.com)
Website: www.westchesterknicks.com
NBA Affiliation: New York

WINDY CITY BULLS
5333 Prairie Stone Parkway; Hoffman Estates, IL 60192
Tel: (84) 396-7070
Arena: Sears Centre Arena
Media Relations Contact: Kalyn Hutchinson (khutchinson@bulls.com)
Website: www.windycitybulls.com
NBA Affiliation: Chicago

WISCONSIN HERD
549 High Avenue Oshkosh, WI 54901
Tel: (920) 233-4374
Fax: (920) 744-0238
Arena: Menominee Nation Arena
Media Relations Contact: Eric Kohlbeck (ekohlbeck@bucks.com)
Website: www.wisconsinherd.com
NBA Affiliation: Milwaukee

NBA G-LEAGUE 2017-18 SEASON

G LEAGUE EASTERN CONFERENCE

ATLANTIC DIVISION	W-L	PCT	GB	HOME	AWAY
Westchester	32-18	.640	---	13-12	19-6
Raptors 905	31-19	.620	1.0	18-7	13-12
Long Island	27-23	.540	5.0	14-11	13-12
Maine	17-33	.340	15.0	14-11	3-22

CENTRAL DIVISION	W-L	PCT	GB	HOME	AWAY
Fort Wayne	29-21	.580	---	19-6	10-15
Grand Rapids	29-21	.580	---	16-9	13-12
Windy City	24-26	.480	5.0	13-12	11-14
Canton	22-28	.440	7.0	9-16	13-12
Wisconsin	21-29	.420	8.0	8-17	13-12

SOUTHEAST DIVISION	W-L	PCT	GB	HOME	AWAY
Erie	28-22	.560	---	15-10	13-12
Lakeland 28-22	.560	---	15-10	13-12	
Delaware 16-34	.320	12.0	6-19	10-15	
Greensboro	16-34	.320	12.0	9-16	7-18

G LEAGUE WESTERN CONFERENCE

SOUTHWEST DIVISION	W-L	PCT	GB	HOME	AWAY
Austin	32-18	.640	---	17-8	15-10
Rio Grande Valley	29-21	.580	3.0	14-11	15-10
Texas	29-21	.580	3.0	16-9	13-12
Salt Lake City	16-34	.320	16.0	11-14	5-20

PACIFIC DIVISION	W-L	PCT	GB	HOME	AWAY
Reno	29-21	.580	---	14-11	15-10
South Bay	28-22	.560	1.0	16-9	12-13
Agua Caliente	23-27	.460	6.0	14-11	9-16
Northern Arizona	23-27	.460	6.0	13-12	10-15
Santa Cruz	23-27	.460	6.0	13-12	10-15

MIDWEST DIVISION	W-L	PCT	GB	HOME	AWAY
Oklahoma City	28-22	.560	---	15-10	13-12
Sioux Falls	25-25	.500	3.0	13-12	12-13
Iowa	24-26	.480	4.0	14-11	10-15
Memphis-GLG	21-29	.420	7.0	10-15	11-14

2018 NBA D-LEAGUE POSTSEASON RESULTS

FIRST ROUND (Single Elimination)

FRIDAY, MARCH 30
Raptors 905 defeat Grand Rapids Drive, 92-88
Rio Grande Valley Vipers defeat Texas Legends, 107-100

SATURDAY, MARCH 31
Erie BayHawks defeat Lakeland Magic, 96-90
South Bay Lakers defeat OKC Blue, 125-105

CONFERENCE SEMIFINALS (Single Elimination)

MONDAY, APRIL 2
Austin Spurs defeat RGV Vipers, 117-91
Raptors 905 defeat Westchester Knicks, 92-80

TUESDAY, APRIL 3
Erie Bayhawks defeat Fort Wayne Mad Ants, 119-116
South Bay Lakers defeat Reno Bighorns, 126-109

CONFERENCE FINALS (Single Elimination)

THURSDAY, APRIL 5
Austin Spurs defeat South Bay Lakers, 104-93

FRIDAY, APRIL 6
Raptors 905 defeat Erie Bayhawks, 118-106

FINALS (Best of 3)

SUNDAY, APRIL 8
Austin Spurs defeat Raptors 905, 105-93

TUESDAY, APRIL 10
Austin Spurs defeat Raptors 905, 98-76

2017-18 NBA DEVELOPMENT LEAGUE AWARD WINNERS

MOST VALUABLE PLAYER: Lorenzo Brown (Raptors 905)

DENNIS JOHNSON COACH OF THE YEAR: Mike Miller (Westchester Knicks)

DEFENSIVE PLAYER OF THE YEAR: Landry Nnoko (Grand Rapids Drive)

ROOKIE OF THE YEAR: Antonio Blakeney (Windy City Bulls)

JASON COLLIER SPORTSMANSHIP AWARD: C.J. Williams (Agua Caliente Clippers)

MOST IMPROVED PLAYER: DeQuan Jones (Fort Wayne Mad Ants)

BASKETBALL EXECUTIVE OF THE YEAR: Malik Rose (Erie Bay-Hawks)

FINALS MVP: Nick Johnson (Austin Spurs)

2017-18 ALL-NBA DEVELOPMENT LEAGUE TEAMS

FIRST TEAM
Lorenzo Brown – Raptors 905
Quinn Cook – Santa Cruz
Jameel Warney – Texas
Thomas Bryant – South Bay
Georges Niang – Salt Lake City

SECOND TEAM
Antonio Blakeney – Windy City
Alex Caruso – South Bay
Amile Jefferson – Iowa
Johnathan Motley – Texas
Christian Wood – Delaware

THIRD TEAM
Trey Burke – Westchester
Walter Lemon Jr. – Fort Wayne
Landry Nnoko – Grand Rapids
Jaron Blossomgame – Austin
Luke Kornet – Westchester

NBA G-LEAGUE 2017-18 LEADERS

2017-18 ALL-NBA DEVELOPMENT LEAGUE TEAMS

FIRST TEAM
Lorenzo Brown – Raptors 905
Quinn Cook – Santa Cruz
Jameel Warney – Texas
Thomas Bryant – South Bay
Georges Niang – Salt Lake City

SECOND TEAM
Antonio Blakeney – Windy City
Alex Caruso – South Bay
Amile Jefferson – Iowa
Johnathan Motley – Texas
Christian Wood – Delaware

THIRD TEAM
Trey Burke – Westchester
Walter Lemon Jr. – Fort Wayne
Landry Nnoko – Grand Rapids
Jaron Blossomgame – Austin
Luke Kornet – Westchester

2017-18 DEVELOPMENT LEAGUE ALL-DEFENSIVE TEAMS

Briante Weber – Sioux Falls
Kadeem Allen – Maine
Amida Brimah – Austin
Landry Nnoko – Grand Rapids
Amile Jefferson – Iowa

2017-18 DEVELOPMENT LEAGUE ALL-ROOKIE TEAM

Antonio Blakeney – Windy City
Thomas Bryant – South Bay
Nigel Hayes – Westchester
Rodney Purvis – Lakeland
Amile Jefferson – Iowa

SCORING AVERAGE	G	FG	FT	PTS	AVG
Wood, Del.	45	370	257	1049	23.3
Lemon, FWN	40	358	136	894	22.4
J. Young, WIS-Del.	39	254	182	809	20.7
Hilliard, Aus.	36	261	142	744	20.7
Doyle, LIN	45	339	98	924	20.5
Purvis, LAK	39	294	91	798	20.5
Hunter, RGV	45	299	155	918	20.4
Warney, TEX.	42	364	85	835	19.9
Niang, SCW-SLC	41	322	74	808	19.7
Bryant, SBL	37	284	93	728	19.7
Artis, LAK	46	339	128	895	19.5
Gray, NAS.	45	324	104	872	19.4
Brown, Iowa	45	319	112	849	18.9
Thornton, CTN.	49	333	89	922	18.8
Harrison, Reno	41	234	183	765	18.7
Mitchell, SXF	44	302	100	819	18.6
Silas, NAS.	43	256	127	793	18.4
Jones, FWN	49	321	180	903	18.4
M. Morris, RGV	37	252	101	667	18.0
House, RGV-NAS.	35	206	119	629	18.0

REB PER GAME	G	OFF	DEF	TOT	AVG
Jefferson, Iowa	47	170	432	602	12.8
Nnoko, GRD	49	218	347	565	11.5
Williams, MNE	45	167	326	493	11.0
Wood, Del.	45	123	343	466	10.4
Evans, Erie	39	139	249	388	9.9
Cooley, Reno	39	196	185	381	9.8
Warney, TEX.	42	148	256	404	9.6
Meeks, Rap.	45	193	237	430	9.6
Onuaku, RGV	40	130	248	378	9.5
Mathiang, GBO	43	146	248	394	9.2
Hamilton, Okl.	45	82	322	404	9.0
Uthoff, FWN	50	109	311	420	8.4
Putney, Erie	46	69	308	377	8.2
D. Jones, SCW	45	107	259	366	8.1
Blossomgame, Aus.	50	117	289	406	8.1
Plumlee, ACC-WIS	40	127	191	318	8.0
Hicks, Wes.	37	99	195	294	7.9
Thompson, Rap.	41	123	190	313	7.6
Caupain, LAK	50	65	314	379	7.6
J. Williams, CTN.	50	82	297	379	7.6

ASSISTS PER GAME	G	AST	AVG
Magette, Erie	36	364	10.1
Arcidiacono, WCB	37	318	8.6
Machado, SBL	46	395	8.6
Hamilton, Okl.	45	358	8.0
Smith, GRD	49	383	7.8
Perrantes, CTN.	35	271	7.7
Drew, SXF	35	261	7.5
Rathan-Mayes, Wes.	43	308	7.2
Williams, Reno	49	329	6.7
M. Morris, RGV	37	245	6.6
Gray, NAS.	45	296	6.6
Teague, MHU.	47	290	6.2
Lemon, FWN	40	244	6.1
Booker, NAS.-Del.	36	219	6.1
Caupain, LAK	50	287	5.7
Trimble, Iowa	48	258	5.4
Stockton, Reno	39	202	5.2
Hamilton, SCW-WCB	45	221	4.9
Scott, LIN	49	234	4.8
Hollins, FWN	41	194	4.7

STEALS PER GAME	G	ST	AVG
Gray, NAS.	45	107	2.38
Scott, LIN	49	111	2.27
Hollins, FWN	41	90	2.20
Hamilton, SCW-WCB	45	90	2.00
Lemon, FWN	40	79	1.98
Rathan-Mayes, Wes.	43	83	1.93
Harrison, NAS.	36	69	1.92
Magette, Erie	36	67	1.86
M. Morris, RGV	37	68	1.84
2 tied			1.81

BLOCKS PER GAME	G	BS	AVG
Brimah, Aus.	48	127	2.65
Putney, Erie	46	107	2.33
D. Jones, SCW	45	97	2.16
Nnoko, GRD	49	101	2.06
Hicks, Wes.	37	74	2.00
Nichols, MHU.	38	69	1.82
Wood, Del.	45	78	1.73
Kornet, Wes.	36	61	1.69
Caboclo, Rap.-Reno	36	55	1.53
Bryant, SBL	37	55	1.49

MINUTES PER GAME	G	MIN	AVG
Arcidiacono, WCB	37	1463	39.5
Purvis, LAK	39	1485	38.1
Artis, LAK	46	1742	37.9
Brown, Iowa	45	1695	37.7
Caupain, LAK	50	1882	37.6
Lemon, FWN	40	1463	36.6
Perrantes, CTN.	35	1279	36.5
Thornton, CTN.	49	1765	36.0
Rathan-Mayes, Wes.	43	1528	35.5
Doyle, LIN	45	1591	35.4

FG PERCENTAGE	FGM	FGA	PCT
D. Jones, SCW	278	409	.680
Jefferson, Iowa	335	535	.626
Evans, Erie	231	374	.618
Walker, RGV	194	317	.612
Jack, SXF	222	363	.612
Onuaku, RGV	183	306	.598
Bryant, SBL	284	477	.595
Nnoko, GRD	274	473	.579
Hicks, Wes.	226	393	.575
Niang, SCW-SLC	322	564	.571

3PT FG PERCENTAGE	3PM	3PA	PCT
Ingram, SBL	103	217	.475
Niang, SCW-SLC	90	197	.457
Arcidiacono, WCB	74	164	.451
Munford, WIS	80	180	.444
Hannahs, MHU.	79	179	.441
Cook, SCW	83	189	.439
Eddie, WCB	99	226	.438
Kornet, Wes.	91	208	.438
Jones, FWN	81	187	.433
Hayes, Wes.-Rap.	102	239	.427

FT PERCENTAGE	FTM	FTA	PCT
Cook, SCW	112	118	.949
Eddie, WCB	79	86	.919
D. Lee, SCW	151	165	.915
Wilkins, GBO	94	104	.904
Walton, SXF	83	92	.902
Machado, SBL	152	172	.884
Silas, NAS.	127	144	.882
Trimble, Iowa	152	174	.874
White, Aus.	89	102	.873
Garrett, Wes.	127	146	.870

SACRAMENTO KINGS

COMMUNITY

SACRAMENTO KINGS FOUNDATION

THE SACRAMENTO KINGS COMMUNITY IMPACT DEPARTMENT AND THE SACRAMENTO KINGS FOUNDATION

The Sacramento Kings are about much more than just basketball. By investing and aligning our time, resources, talent and passion, the Sacramento Kings Foundation gives our region the support they need to succeed, economically and emotionally. Because being a positive agent of change in our community is at the core of our ongoing efforts to #DoGood, impact the world and make Sacramento proud.

This season, the Sacramento Kings community efforts will continue to be disproportionately focused on three #DoGood priority areas: Health, Education and Sustainability.

2018 YEAR IN REVIEW

#DoGood Summit: The third annual Do Good Summit was hosted by the Kings Foundation for over 500 regional nonprofits to learn about the Kings Foundation, their #DoGood priorities, and opportunities to engage for the 17-18 NBA season around Health, Education and Sustainability. The Summit is an annual event to kick off community initiatives, engage with nonprofit leaders, and share best practices.

Build. Black. Coalition:
In the wake of the death of Stephon Clark, the Sacramento Kings formed a multi-year partnership with the Build. Black. Coalition in an unprecedented effort to fundamentally transform black communities through deep investment in black youth in Sacramento. Build. Black. is spearheaded by a group of Sacramento-based community leaders, non-profits, youth advocates and faith leaders committed to more equitable communities. Focusing on transformational change, the partnership aims to support the education of young people and help provide the workforce preparation and economic development efforts needed to truly transform black communities.

Lead Inspire Flourish Thrive: The Sacramento Kings launched an organization-wide commitment to Lead, Inspire, Flourish and Thrive, LIFT, through volunteerism. Kings employees were encouraged to dedicate 50 hours of their time volunteering with various non-profits throughout the Sacramento community. Volunteer opportunities included coaching at Junior Kings Clinics, helping with Season of Doing Good events, planting trees for Arbor Day, serving food in local homeless shelters, and reading in classrooms for Read Across America Day. Overall, Kings employees gave back over 4,500 hours of volunteer time throughout the year.

Math Hoops: The Sacramento Kings, in partnership with the Sacramento Bee, will launch its 4th season of Math Hoops to elementary, middle and after school programs in Sacramento County. Math Hoops is a creative fun board game using current NBA players to enforce basic math skills and statistics to win. The program has grown to more than 70 classrooms and after school sites throughout Sacramento County.

Basketball Court Refreshes: Using a proven community building solution, the Kings Foundation and Kaiser Permanente refreshed their tenth court in four seasons. The Kings and Kaiser Permanente are thrilled to continue this partnership to provide updated equipment at open access community parks for more people to play basketball.

Season of Doing Good: During the holidays, the Sacramento Kings Foundation teamed up with corporate partners, players, coaches and staff to treat over 33,350 kids and families from more than 87 nonprofits organizations to a memorable holiday season. "Season of Doing Good" highlights include Justin Jackson hosting a "Secret Santa Shopping Spree" for youth; Ticket Sales staff delivering Christmas trees to families seeking sustainable housing; Willie Cauley-Stein hosting a movie night for families; and an ice skating party for local foster youth.

ROOT Community Gardens: The Sacramento Kings Foundation and Raley's continued their ROOT Garden partnership, focused on creating a new garden program that will serve communities stretching from the Central Valley to Northern California. Through six ROOT community gardens, the Kings and Raley's will connect young adults, families, and non-profits that assist thousands with fresh, locally sourced produce while also growing the next generation of healthy eaters.

OUR IMPACTS

During the 2017-18 season, the Sacramento Kings Foundation donated to, supported and connected with over 1,400 community-based organizations through various programs. Over 1000 unique items were donated to community-based organizations resulting in a value of $206,875 in donated items.

The Sacramento Kings Foundation also piloted the new 50/50 Raffle Program, generating more than $300,000 in revenue – with half going to benefitting nonprofit organizations.

Community Ticket Program: Along with our Player Ticket Program, the Sacramento Kings supported 350 community-based organizations by donating tickets to those who would never otherwise have the chance to attend a Kings game. During the 2017-2018 NBA Season, the Sacramento Kings donated more than $4 Million in ticket value to over 86,000 deserving kids and families.

Player Appearances: Sacramento Kings players play a crucial role in connecting the organization to the community. Their ability to uplift communities, motivate and inspire kids, and positively impact families is tremendous. There were dozens of memorable player events and talent appearances that occurred over the course of the season, highlighted by:

- Justin Jackson practicing with a local wheelchair basketball league
- Willie Cauley-Stein opened a refurbished art space at a local art studio for youth
- De'Aaron Fox and his mother, Lorraine, hosting a Mother's Day clinic for youth and their mothers
- Garrett Temple and George Hill adopting Sacramento High and Encina High Schools, respectively, to provide a mentoring partnership for students

Jr. Kings

Last year over 4,500 kids learned, developed and played basketball through our Junior Kings programs. Through camps, clinics and leagues children ages 6 -14 developed their basketball skills, improved their physical fitness, developed self-confidence and had some fun. Using the best local and national trainers, current and former Kings fan favorites, Sacramento's youth had the opportunity to participate in year-round camps, clinics, and other special events.
The Jr. Kings program aligned its programming with the Jr. NBA's mission to teach the fundamentals of basketball and use the sport to instill core character values. Highlights from last year include the Mother's Day and Father's Day Clinics where parents bonded with their children, a clinic hosted for special needs children and their siblings, and a clinic hosted in honor of MLK, where youth learned about Dr. King's contributions and legacy.

Kids Club

Last season, the Sacramento Kings launched a Kids Club with a free and paid memberships for youth 17 and under. The All Star Membership is $25 and includes a special Kids Club kit with a Kids Club branded lanyard, membership card, an interactive activity book, mini basketball hoop, foam finger, and a drawstring bag. Signing up for Kids Club will also offer the family opportunities for special announcements and access to youth programs such as Jr. Kings clinics and special Kids Club promotions throughout the season.

NBA Cares

NBA Cares is the league's global social responsibility program that builds on the NBA's mission of addressing important social issues. NBA Cares programs and participants have provided more than 4.1 million hours of hands-on service and created more than 1,115 places where kids and families can live, learn or play in communities around the world. The NBA also engages more than 18 million youth annually, inspiring play and teaching the values of the game. NBA Cares works with internationally recognized youth-serving programs that support education, youth and family development, and health-related causes, including: Thurgood Marshall College Fund, Special Olympics, YMCA of the USA, Boys & Girls Clubs of America, UNICEF, the Make-A-Wish Foundation, Share Our Strength and GLSEN.

OSCAR ROBERTSON TRIPLE-DOUBLE AWARD

Inaugurated in 2003, the Oscar Robertson Triple-Double Award is presented each season to a deserving Kings player who best exemplifies winning characteristics, both as an athlete and a conscientious citizen active in the community. Deconstructed, the "triple" signifies on-court accomplishments: team leader, embodies the spirit of sportsmanship and plays an outstanding all-around game. The "double" signifies his impact off the court by demonstrating a commitment to community service and family.

Heralded as one of the finest players in NBA history, Oscar Robert- son left an indelible impression on the league when he averaged a triple-double in 1961-62, posting an astounding 30.8 ppg, 12.8 rpg and 11.4 apg. The feat has not been duplicated since and remains one of the sport's most elusive statistical achievements. Robertson finished his career with 181 career triple-doubles, 41 of which he logged during the historic '61-62 campaign, each NBA records. Following his playing days, the "Big O" has channeled his energies into several small business ventures while maintaining a robust involvement in the community. He is active in numerous philanthropic activities, including the International Prostate Cancer Foundation, the Boys Club of New York and the National Kidney Foundation, for whom he acts as an advocate for organ donation. Robertson and his wife Yvonne are co-chairs of the University of Cincinnati's $1 billion capital campaign and have also funded the Oscar and Yvonne Robertson Scholarship Fund at the University.

Garrett Temple Presented with the 2018 Oscar Robertson Triple-Double Award
Temple Exemplifies Excellence on the Court and in the Community

The Sacramento Kings announced Garrett Temple as the recipient of the 2018 Oscar Robertson Triple-Double Award. The award, named after the NBA legend, is given each year to a player who exemplifies excellence on the court and in the community. Kings CEO and Chairman, Vivek Ranadive, COO Matina Kolokotronis, General Manager Vlade Divac joined the team in presenting the award to Garrett before the final home game on April 11th vs. the Rockets.

In his second season with the Kings, Garrett Temple personified the tenets of the Triple-Double Award. He played with passion each game and has proved to be a leader on and the court and in the locker room, always showing true sportsmanship and motiving his teammates.

Garrett is a true leader off the court too. He "adopted" Sacramento High School, which allowed for Garrett to provide a mentoring partnership to students. He hosted forums, supported the school at basketball games, hosted students at games, and even matched donations to the school during Big Day of Giving. Garrett also purchased season tickets through our Player Ticket Program, hosting over 800 kids and families to a game.

OSCAR ROBERTSON TRIPLE-DOUBLE AWARD

2003	Chris Webber
2004	Vlade Divac
2005	Peja Stojakovic
2006	Corliss Williamson
2007	Corliss Williamson
2008	Kevin Martin
2009	Francisco Garcia
2010	Beno Udrih
2011	Samuel Dalembert
2012	Isaiah Thomas
2013	Jason Thompson
2014	Rudy Gay
2015	Ben McLemore
2016	Quincy Acy
2017	Garrett Temple
2018	Garrett Temple

SACRAMENTO KINGS

MISCELLANEOUS

PRESEASON HISTORY

2018 PRESEASON GAME-BY-GAME (-)

DATE	OPPONENT	W/L	SCORE	HIGH SCORING	HIGH REBOUNDS	HIGH ASSISTS	OPP SCORING	ATTEN.
Oct. 1	@Phoenix							
Oct. 1	@Phoenix	W	106-102	Ferrell-26	Cauley-Stein-12	Fox-5	Ayton-24	8,184
Oct. 4	@L.A. Lakers	L	123-128	Bagley-19	Bagley-10	Fox-5	Ingram-31	18,997
Oct. 5	@Golden State1	L	94-122	Giles-17	Bagley-9	Mason-7	Thompson-30	17,074
Oct. 8	MACCABI HAIFA	W	132-100	Hield-22	Cauley-Stein-8	Mason-8	Childress-18	5,000
Oct. 11	UTAH							
Oct. 12	@Portland							

[1]- Key Arena, Seattle, WA

SACRAMENTO-ERA PRESEASON RESULTS

2017 (1-5)
W Spurs 100-Kings106
L Kings 93-Spurs 113
L Kings 69-L.A. Lakers 75
L Portland 97-Kings 83
L Kings 87-LA Clippers 104
L Kings 106-Golden State 117

2016 (3-3)
L Kings 84-L.A. Lakers 103
L Kings 96-Golden State 105
W Maccabi Haifa 96-Kings 135
W Kings 116-L.A. Lakers 104
W Washington 119-Kings 124
L LA Clippers 92-Kings 89

2015 (5-1)
L Kings 109-Portland 105
W Kings 98-Phoenix 102
L San Antonio 92-Kings 95
L Portland 90-Kings 94
W Kings 107-L.A. Lakers 102
L Kings 107-New Orleans 98

2014 (3-4)
L Toronto 99-Kings 94
W Kings 113-Toronto 106
L Brooklyn 97-Kings 95
L Brooklyn 129-Kings 117
W Kings 91-Maccabi Haifa 59
L San Antonio 106-Kings 99
W Kings 93-L.A. Lakers 92

2013 (5-2)
L Golden State 94-Kings 81
W Kings 104-L.A. Lakers 86
W Kings 99-L.A. Clippers 88
W Kings 107-Phoenix 90
L Portland 109-Kings 105
W Kings 91-Golden State 90
W Kings 110-L.A. Clippers 100

2012 (5-2)
W Kings 102-Phoenix 96
W Kings 117-Portland 100
L Golden State 98-Kings 88
W Kings 103-L.A. Lakers 98
W Kings 99-L.A. Lakers 92
L Phoenix 103-Kings 88
W Kings 94-L.A. Lakers 82

2011 (1-1)
L Golden State 107-Kings 96
W Kings 95-Golden State 91

2010 (3-4)
W Kings 109-Phoenix 95
L LA Clippers 120-Kings 88
L Golden State 95-Kings 86
W Kings 116-Golden State 97
L LA Lakers 98-Kings 95
W Kings 96-LA Clippers 94
L Utah 82-Kings 71

2009 (2-5)
L Portland 98-Kings 86
L Portland 89-Kings 86
L LA Lakers 98-92
W Kings 94-OK City 85
L Phoenix 143-Kings 127
W Kings 104-OK City 89
L Utah 95-Kings 85

2008 (1-7)
L Portland 110-Kings 81
W Kings 94-OK City 85
L LA Lakers 94-Kings 89
L LA Clippers 116-Kings 112
L Houston 95-Kings 90
L Dallas 124-Kings 109
L Portland 112-Kings 98
L Houston 110-Kings 97

2007 (3-5)
W Kings 104-Seattle 98
L Phoenix 110-Kings 99
L Dallas 101-Kings 99
W Kings 105-Utah 91
L Portland 101-Kings 77
W Kings 111-Portland 87
L LA Clippers 92- Kings 90
L LA Lakers 101-Kings 97

2006 (5-3)
W Kings 111-Dallas 90
W Kings 96-LA Lakers 91
L Phoenix 114-Kings 94
W Kings 112-Utah 96
W Kings 117-NO/OK City 93
L NO/OK City 84-Kings 81
L Seattle 103-Kings 88
W Kings 84-Portland 78

2005 (3-5)
L Dallas 96-Kings 83
W Kings 90-LA Clippers 84
W Kings 114-Golden State 99
L Denver 102-Kings 99
W Kings 100-Portland 80
L Phoenix 100-Kings 88
L Phoenix 112-Kings 102
L LA Lakers 105-Kings 103

2004 (2-6)
L Golden State 97-Kings 79
L Houston 88-Kings 86
W Kings 91-Houston 89
L LA Lakers 105-Kings 80
L Utah 101-Kings 88
W Kings 92-New Orleans 87
L Dallas 112-Kings 93
L Phoenix 124-Kings 96

2003 (4-4)
W Kings 101-LA Clippers 82
W Kings 111-Portland 100
L Golden St. 111-Kings 94
L Houston 82-Kings 78
L Houston 88-Kings 72
L Seattle 109-Kings 107
W Kings 121-Dallas 99
W Kings 93-LA Lakers 87

2002 (6-2)
L Dallas 105-Kings 94
W Kings 102-Utah 92
W Kings 92-Golden State 74
L New York 87-Kings 84
W Kings 91-Seattle 90
W Kings 99-Portland 96
W Kings 115-Cleveland 94
W Kings 93-LA Lakers 88

2001 (4-4)
W Kings 101-Utah 95
L Portland 107-Kings 104
W Kings 107-Dallas 88
L Portland 101-Kings 100
L Seattle 101-Kings 99
W Kings 109-LA Lakers 104
W Kings 107-Memphis 94
L Seattle 106-Kings 88

2000 (4-4)
W Kings 107-Utah 83
L Milwaukee 91-Kings 89
L Indiana 92-Kings 83
W Kings 92-Memphis 90
L Seattle 113-Kings 110
W Kings 118-LA Lakers 111
L Seattle 113-Kings 109
W Kings 99-Portland 90

1999 (3-5)
L Detroit 129-Kings 115
W Kings 96-Indiana 95
L Indiana 116-Kings 107
W Kings 100-Chicago 85
L Portland 99-Kings 93
W Kings 103-Vancouver 101
L Seattle 133-Kings 128
L Portland 103-Kings 96

1998 (2-0)
W Kings 91-Golden State 88
W Kings 89-Golden State 85

1997 (4-4)
L Portland 107-Kings 96
L Milwaukee 94-Kings 86
W Kings 103-LA Clippers 92
W Kings 94-Portland 74
W Kings 98-Vancouver 81
L Detroit 104-Kings 84
L Indiana 101-Kings 71
W Chicago 87-Kings 81

1996 (3-5)
L Golden St. 118-Kings 80
W Kings 103-Portland 97
W Kings 83-Detroit 82
W Kings 98-LA Clippers 94
L Denver 95-Kings 87
L Denver 115-Kings 105
L Chicago 111-Kings 90
L Chicago 97-Kings 91

1995 (5-2)
W Kings 127-Denver 112
L LA Clippers 120-Kings 74
W Kings 101-Vancouver 72
L Detroit 103-Kings 97
W Kings 112-Chicago 111(OT)
W Kings 110-Vancouver 84
W Kings 111-Golden St. 103

1994 (1-6)
L LA Lakers 110-Kings 103
L LA Lakers 125-Kings 120
L LA Clippers 114-Kings 109
L Denver 124-Kings 118
L Detroit 107-Kings 91
L Chicago 109-Kings 101
W Kings 107-Golden St. 105

1993 (2-6)
W Kings 115-Portland 105
L Denver 113-Kings 96
L Denver 121-Kings 99
L Chicago 106-Kings 102
L Chicago 101-Kings 99
L Boston 126-Kings 125
W Kings 113-Golden St. 111
L Portland 101-Kings 95

1992 (2-5)
L Golden St. 124-Kings 115
L LA Lakers 133-Kings 117
W Kings 110-Seattle 108
L LA Lakers 119-Kings 102
L Chicago 105-Kings 96
L Chicago 102-Kings 93
W Kings 111-Portland 103

1991 (0-6)
L Utah 111-Kings 104
L Golden St. 110-Kings 100
L Portland 106-Kings 105
L Seattle 110-Kings 106
L Utah 104-Kings 100
L Golden St. 122-Kings 116

1990 (3-4)
W Kings 116-Miami 110
W Kings 111-Golden St. 105
L Portland 114-Kings 82
W Kings 94-Portland 89
L Golden St. 144-Kings 107
L Seattle 98-Kings 89
L Seattle 117-Kings 116

1989 (2-6)
L LA Lakers 115-Kings 94
L LA Lakers 110-Kings 99
L Golden St. 137-Kings 111
W Kings 95-LA Clippers 91
L LA Clippers 112-Kings 107
L Seattle 123-Kings 110
L Seattle 115-Kings 98
W Kings 119-Golden St. 114

1988 (3-4)
L LA Clippers 125-Kings 115
W Kings 114-LA Clippers 111
W Kings 109-Golden St. 98
L Phoenix 138-Kings 117
W Kings 103-San Ant. 97
L San Ant. 115-Kings 96
L Phoenix 121-Kings 112

1987 (5-3)
W Kings 122-LA Clippers 105
W Kings 135-Golden St. 117
W Kings 125-LA Clippers 120
L Seattle 123-Kings 116(OT)
L Seattle 109-Kings 101
W Kings 122-Golden St. 104
L San Ant. 135-Kings 131
W Kings 135-Phoenix 123

1986 (3-5)
W Kings 105-Golden St. 104
W Kings 134-Seattle 120
L Seattle 106-Kings 94
L Golden St. 97-Kings 84
W Kings 112-LA Clippers 91
L Portland 111-Kings 99
L Portland 96-Kings 82
L Portland 113-Kings 111

1985 (2-2)
L Indiana 110-Kings 94
W Kings 132-LA Clippers 125
L LA Clippers 114-Kings 109
W Kings 107-Golden St. 99

GOLDEN 1 CENTER - NEW HOME OF THE KINGS

GOLDEN 1 CENTER

The critically-acclaimed, award-winning Golden 1 Center enters its third season as the home of the Sacramento Kings. In 2013, tech entrepreneur and innovator Vivek Ranadive purchased the Sacramento Kings securing the team's future in California's capital city. As part of the agreement to purchase the team, Vivek would guarantee a new NBA arena for the 2017 season. Not only did the team open a facility one year ahead of schedule, but they've also constructed the world's greenest, most advanced sports and entertainment facility in the world.

Sitting in the heart of downtown Sacramento, Golden 1 Center brings the community together through their favorite interests: music, sports, entertainment, culture, food and beverage. The innovations and achievements of Golden 1 Center regarding sustainability, food and entertainment have sparked change in the sports industry and how businesses connect with their communities and represents what makes Sacramento the next Great American City.

Golden 1 Center is the first indoor sports arena to earn a LEED Platinum Designation from the United States Green Building Council, which recognizes environmentally conscious buildings and organizations at the highest level. It is the first arena in the world to be 100% solar powered and includes two days per month during the offseason where the arena operates completely off the grid. Ninety percent of the arena food and beverage is sourced within 150 miles of the venue, preserving freshness and minimizing the impact on the environment by reducing vehicle miles traveled. Over 13,000 meals from unserved arena food have been redistributed through the venue's donation program, Second That.

The technology infrastructure has redefined the event experience at Golden 1 Center. It is home to an 84-foot long scoreboard, the largest in the NBA, and is the only 4K Ultra HD video screen in the league, which has over 700 professional displays and 13,000 square feet of LED video within the screen. Wired with over 1,000 miles of cable power, making it the most advanced network in sports. Holds a 200-gigabit internet connection that powers the venues connectivity with free wifi throughout the arena, which is 17,000 times faster than your average home Internet connectio. And also utilizes a one-of-a-kind app that places a "remote control" into the fans' hands by providing guests with access to the arena's enhanced network with real-time information, on-demand services and even the ability to provide feedback to adjust the arena's temperature in their section.

On Mar. 25, 2018, Golden 1 Center preserved its innovative and inclusive spirit by pairing up with Kulture City and medical professionals to create California's first sensory room in a sports venue, which opened duringthe Kings annual autism awareness game. Located on the Event Level of the arena, the room features calming bubbles and texturized walls, specialized furniture and soothing sounds for a quieter and more secure environment. The room is designed to provide a more comfortable experience for guests who may have challenges with sensory regulation. Golden 1 Center is also equipped with special sensory kits at the Guest Services Station in sections 109 and 207 while nearly 400 staff members have been trained to assist guests who may need help with sensory needs.

GOLDEN 1 CENTER

From the beginning of the project, the venue was designed to be "bigger than basketball." The arena has continued to transform Sacramento into a great American city on the rise and profoundly impacted the community. Over 4,000 permanent jobs were created as the venue sits in the center of an energized downtown with $4 billion invested into redefining the city. Golden 1 Center is home to $10 million in public-art including the only publicly-owned, permanently-displayed work by 21st Century icon Jeff Koons. Throughough its three years of operation, the arena has changed the city's culture and entertainment calendar with over 200 community event and world-class performers including Lady Gaga, Jay-Z, J. Cole, Kendrick Lamar, Paul McCartney, Bruno Mars, Mana, Tom Petty, Ed Sheeran, and Eric Church.

For all its innovations, it has earned the 2017 Sports Business Journal Facility of the Year award and over 20 other awards and accolades highlighting its beautiful design, technological advancements, environmental innovations, and premium accommodations.

Downtown Commons (DOCO)

Golden 1 Center sits at the center of Downtown Commons (DOCO) – Sacramento's emerging lifestyle and entertainment district. Developed by the Sacramento Kings, the $1 billion investment to enhance Sacramento's downtown features 1.8 million square feet of the region's best retail, dining, hotel and entertainment options. Public art sprinkles the 3 acre plaza which wraps the arena and extends through the lobby of the Kimpton Sawyer hotel.

The Sawyer, a one-of-one hotel managed by Kimpton, brings guests into the heart of the city's entertainment district. It overlooks Golden 1 Center, while embracing the region's affinity for nature and the outdoors through spaces that feature organic textures, natural patterns, and abundant open-air areas with views to the Sierras, the State Capitol and one of Sacramento's iconic bridges. Go no further than the third floor Bar & Lounge, perched above the plaza, to experience locally inspired food, craft cocktails and beer, and local wines. The hotel is now open and available for booking.

At the top of the hotel sit 45 luxury residences that have sparked a renaissance in Sacramento's real estate market. The Residences at the Sawyer are Sacramento's first fully-amenitized luxury condominiums featuring a private residents' lounge, outdoor pool and lounge, fitness center, 24-hour concierge, residential doorman, valet and à la carte hotel services.

Learn more at restaurants, retailers and upcoming events at **DOCOSacramento.com.**

For more information on Golden 1 Center visit: **http://www.golden1center.com**

GOLDEN 1 CENTER SEATING CHART

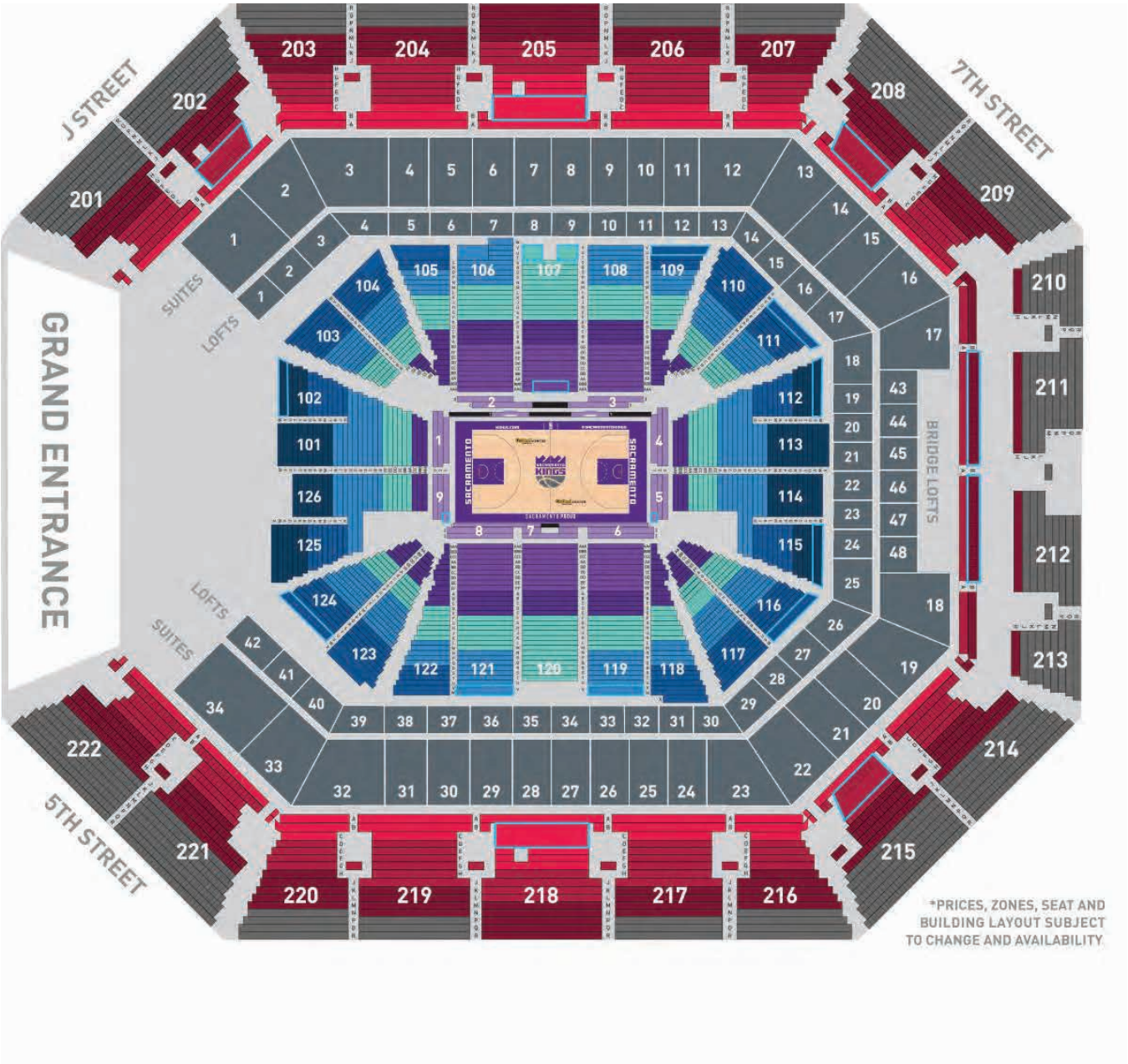

TICKET INFORMATION

Tickets for all Golden 1 Center events, including Kings games, can be purchased at the Golden 1 Center Box Office or any Ticketmaster outlet, or charged via phone 888-91-KINGS (54647) by calling any Ticketmaster outlet, or online at www.kings.com.

Golden 1 Center Office hours: Mon.-Fri., 10 a.m.-6 p.m.; Saturday, 10 a.m.-2 p.m.; Sunday, closed unless there is an event. Sunday event days will open 2 hours prior to doors opening.

SACRAMENTO KINGS

MEDIA

KINGS BROADCASTING

With 10 Emmy Awards and 18 Nominations, the Sacramento Kings Broadcast Team has elevated its television production to one of the highest levels in all of professional sports. For the 2018-19 season, NBC Sports California will televise 81 regular season games and one preseason contest. Flagship radio station KHTK Sports 1140 will brodcast a total of 88 Kings games - six preseason and 82 regular season games. Sacramento is scheduled to make five national television appearances (one on TNT and four on NBATV) in 2018-19.

NBC SPORTS CALIFORNIA:

NBC Sports California enters its 14th consecutive season with the Kings, broadcasting 81 of the team's 82 games during the 2018-19 regular season and one preseason contest. Grant Napear will be joined by former Kings player Doug Christie for Kings TV as play-by-play and color analyst, respectively, while Kayte Christensen-Hunter will handle sideline reporting duties.The Kings commitment to providing the best TV experience continues with all telecasts produced in High Definition (HD).

KHTK Sports 1140: Kings Radio Flagship

The region's 50,000-watt flagship radio station, KHTK, will once again broadcast all 88 Kings games in 2018-19. The "G-Man", Gary Gerould, enters his 35th year (over 2,600 games) as the voice of the Kings. The "Kings Live" pregame show, packed full of interviews and features, rolls through your radio 30 minutes prior to tip. The "Kings Live" postgame show, powered by KHTK Sports calls and locker room reaction, takes you home for 30 minutes after the game. Jason Ross hosts the show.

GARY GEROULD
Radio Play-By-Play

Entering his 35th season with the Kings and having called 2,602 Kings games, Gary Gerould has been the "Voice of the Kings" since the team's arrival in Sacramento in 1985 as the radio play-by-play announcer on the club's flagship station KHTK (1140 AM). Gerould is widely considered one of the best play-by-play announcers in all of sports broadcasting. He called game No. 2,500 on March 5th, 2017 versus Utah. His 2,000th Kings broadcast came on December 8, 2010, versus Washington. He is among the top five in longevity among NBA broadcasters.

Besides his work with the Kings, Gerould covered network TV motor sports for the last 37 years - 12 for the $50 million NHRA drag racing tour for ESPN Television and 25 covering the Indy car circuit as a pit reporter for world-wide events, including the Indy 500. His last broadcast was on November 15, 2015, on ESPN for the Auto Club NHRA Finals in Pomona. He has been a part of more than 1,800 nationally televised events, with the 1,500th coming at the U.S. Nationals in Indianapolis.

Prior to joining ABC, Gerould spent 11 years at NBC and was a member of the network's coverage team at the XXIV Olympic Games in Seoul. He also served as a regular NFL play-by-play announcer in addition to his motor sports duties. Additionally he was a member of the Turner Broadcast Network telecast of the 1990 Goodwill Games in Seattle.

Gerould's broadcasting career dates back to his high school days in Midland, Mich., as a play-by-play announcer for the local radio station. In 2000, he was inducted into the Midland Hall of Fame. A speech and physical education graduate of Anderson (Indiana) University, Gerould headed west to Chico, Calif., in 1963 where he became the news and sports director at KHSL Radio.

In 1965, he moved to Sacramento and joined the sports department at KCRA-TV, where he worked for 12 years. During that span he also was the play-by-play announcer for Sacramento State football and basketball. In 1977, he formed Gary Gerould Enterprises and since then has freelanced as a public relations consultant, commercial spokesman, and motor sports writer and broadcaster.

He and his wife, Marlene, have a daughter, Beth, and a son, Bob, who also enjoys a career in professional sports broadcasting.

GRANT NAPEAR
Television Play-By-Play

Grant Napear enters his 31st season announcing for the Kings, serving as the television play-by-play announcer for the Kings Broadcast Network. The 57-year-old Syosset, New York native has called Kings action as the team's play-by-play announcer from 1988-89 through 1993-94 and 1998-1999 to present, in addition to three campaigns (1995-96 - 1997-98) as the Kings' radio play-by-play announcer on KHTK (1140 AM).

He is the current daily host for the top-rated afternoon sports talk show in the Sacramento area, The Grant Napear Show with Doug Christie, on KHTK.

Prior to joining the Kings Broadcast Network talent team on a full-time basis, Napear served as the sports director at the then-Kings' flagship television station, Channel 31, for nine years (1987-95). Napear's play-by-play experience includes working with ESPN Radio, the National Hockey League's San Jose Sharks, the Sacramento Gold Miners (1992-94), a former member of the Canadian Football League, and most recently with the San Jose Sabercats of the Arena Football League. Napear was the television voice for the Oakland Raiders from 2003-07. He is currently a fill-in host for the nationally syndicated Jim Rome Show.

Napear began his professional career as a weekend sports anchor at WAND-TV in Decatur, Illinois. He spent his collegiate years (1977-81) as the play-by-play announcer for the football, basketball and hockey teams at his alma mater, Bowling Green University, while pursuing his degree in broadcast journalism. Napear hosts an annual golf tournament to benefit the Future Foundation which enables underprivlidged students to attend college. Napear and his wife, Starr, reside in El Dorado Hills and has two sons, Trent and Chase.

DOUG CHRISTIE
Television Color Analyst

Doug Christie joins Kings TV for the first full season after filling in a partial role during the 2017-18 season,

Christie, is a native of Seattle WA. played 14 seasons in the NBA and played for seven teams, including the Sacramento Kings from 2000-2005. Christie was named to NBA All-Defensive First team in 2003 and named NBA All-Defensive Second team in 2001, 2003, and 2004. Christie is the Sacramento-Era leader in career steals (717) and is also the all-time career leader in steals for the Toronto Raptors (664).

Since retirement he has trained athletes on every level, studied the game and it's fundamentals meticulously which has led him to a revolutionary approach with Mind, Body and Sport. Christie now serves as a co-host on the Grant Napear Show on Sports 1140 KHTK.

The 14-year NBA veteran attended Rainier Beach High School in Seattle, WA., leading the Vikings to their first state basketball championship in 1988. After graduating he headed south to Pepperdine University in Malibu California.

Christie has been married to his lovely wife Jackie since 1996. They reside in the Sacramento and have two children together. The Christies also have a love for reading and have published two books together. Some of Doug's hobbies include golfing, poetry, cooking, fishing and music.

JERRY REYNOLDS
Television Color Analyst

Jerry Reynolds will continue duties as a color analyst for the Kings during select games for the 2018-19 season. Following the 2017-18 season, Reynolds retired as a full time television analyst. This season will mark his 34th season with the franchise, a tenure distinguished by a multitude of roles. In addition to serving as the Kings head coach for nearly four seasons (1987-90) and Kings director of player personnel from 1994-2013, Reynolds also acted as Sacramento Monarchs General Manager for six campaigns (1998-2003), leading the club to the league playoffs four times.

Reynolds was also a member of the USA Basketball Women's Senior National Team Committee for the 2001-04 quadrennium, where he helped select the coaching staff and players of the Olympic gold medal-winning USA Senior National Teams.

A native of French Lick, Indiana (where he is often referred to as the second most popular local, first being NBA Hall of Famer Larry Bird), Reynolds has a unique understanding of the interaction among players, coaches and the front office due in part to his experience gained through his varied roles with the Kings organization. He originally joined the club in 1985 as an assistant coach responsible for advance pro and college scouting.

On two occasions Reynolds served as the Kings' head coach following midseason changes. In 1987, he was named, on an interim basis, to replace former Head Coach Phil Johnson. The following year he took over for Bill Russell with 24 games remaining and stayed on as the club's head coach for the next two seasons. All told, Reynolds served as head coach of the Kings for a portion of four seasons (1987-1990). He also served as the director of player personnel for two seasons (1990-92) before accepting the role as the club's general manager (5/92-12/93). As the club's director of player personnel, he was responsible for keeping abreast of both the professional and collegiate talent pools available to the Kings, while also helping to oversee the club's scouting efforts.

An extremely popular figure with both the Sacramento community and the national media, Reynolds is an often-requested favorite on the public speaking circuit. A graduate of Oakland City University (Indiana) in 1966, he received his master's degree in physical education from Indiana State University in 1970.

Reynolds and his wife, Dodie, reside in Roseville and have a daughter, Danielle, a graduate of Santa Monica College and son, Jay, a 1992 graduate of Sacramento State University.

JASON ROSS
Radio Pre / Postgame / Halftime Host

Having served in a variety of capacities since 1994, Jason Ross returns for his 25th season with the Sacramento Kings Broadcast Team. Ross has worked as a pregame, halftime and postgame host for both the Sacramento Kings and Monarchs. Ross also serves as a gameday statistician and serves as the radio backup play-by-play voice of the Kings.

Ross, currently serves as the sports director for Sports 1140 KHTK, the flagship of the Sacramento Kings. He is the play-by-play voice of Sacramento State Hornets football and has held that position since 1997. He was also the play-by-play announcer for the San Francisco Demons during the only season of the XFL. He served as the pre-game and post-game host for the Oakland Raiders from 2010-2012.

A native of Southern California, Ross graduated from UC Davis in 1994 with a degree in rhetoric and communications. He resides in Sacramento with his wife, Alva, and their son, Jackson

KAYTE CHRISTENSEN-HUNTER
Basketball Analyst & Reporter

In her third season as the team's TV sideline reporter and analyst, Kayte Hunter enters her sixth season with the Kings, after serving in a similar capacity from 2007-10.

During her previous Sacramento tenure, Hunter's duties included serving as a basketball analyst on the team's pre-, half- and postgame TV show, "House Party Live," and contributing to Kings Radio's weekly show, "Kings Talk."

The former WNBA fan favorite's broadcast experience also includes work as a women's basketball color analyst for ESPN and ESPNU (2009-11), social media correspondent for the Phoenix Suns (2011-12) and social media engagement producer for AZ Central Sports (2012-13).

The California native earned Big West Conference Player of the Year and All-Big West First Team honors in 2001-02 at UC Santa Barbara, en route to being selected in the third round (40th overall) of the 2002 WNBA Draft by the Phoenix Mercury. Christensen holds career averages of 3.2 points (.464 FG%, .608 FT%), 2.6 rebounds and 0.6 steals in 143 contests (27 starts) during her six-year playing career with three teams (Mercury, Houston Comets and Chicago Sky). She is a two-time recipient of the WNBA Offseason Community Assist Award, securing the accolade in 2003 and 2004.

She resides in Sacramento with her Husband, Joseph, son Jojo and newborn baby girl, Jayde.