



1978-1979 MEDIA GUIDE/FACT BOOK

SAN ANTONIO SPURS



Make it yours.



Brewed With Pure
Rocky Mountain Spring Water.

FROM THE SPORTS LIBRARY OF
RETROSEASONS  **com**

www.retroseasons.com/library/

1978-1979 SAN ANTONIO SPURS MEDIA GUIDE/FACT BOOK



A publication of the San Antonio Spurs Basketball Club

Edited and Designed by Wayne Witt
Printed by American Printers of San Antonio, Texas

TABLE OF CONTENTS

Section I Media

Media Photographs	3
Media in San Antonio	4
Media Services	5
Spurs Radio/TV	6

Section II Administration

Concessions, Inc.	8
Club Directory	9
Angelo Drossos	10
John Begzos	11
Doug Moe	12
Bob Bass	13
George Karl	13
Bernie LaReau	14
Staff Photographs	14

Section III Players

Roster	16
Allan Bristow	17
Louie Dampier	18
Coby Dietrick	19
Mike Gale	20
George Gervin	21
Mike Green	22
Larry Kenon	23
Dennis Layton	24
Mark Olberding	25
Billy Paultz	26
James Silas	27
Glenn Mosley	28
Frankie Sanders	28

Section IV 1977-1978

Day-By-Day	30-31
In Review	32
George Gervin	33
Final Statistics	34
Playoff Statistics	35
Individual Bests	36
Series By Division	37
Monthly at Home	37
Won-Lost By Days	37
Spurs In NBA	38
Winning Margins	38

Section V History

Franchise By Year	40-41
Won-Lost Records	42

Coaches Records	42
Attendance Marks	42
Drafts	43
Rosters	44
Individual Leaders by Year	45
Standings By Year	46-47
All-League Players	48

Section VI Records

Regular Season	50-52
Opponents	52-53
Playoffs	54

Section VII NBA

Staff	56
Referees	56
Divisions	57
77-78 Attendance	57
77-78 Standings	58
77-78 Home-Road Records	58
77-78 Honors	59
77-78 Statistical Leaders	60

Section VIII Opponents

Spurs Road Headquarters	62
Atlanta Hawks	63
Boston Celtics	64
Chicago Bulls	65
Cleveland Cavaliers	66
Denver Nuggets	67
Detroit Pistons	68
Golden State Warriors	69
Houston Rockets	70
Indiana Pacers	71
Kansas City Kings	72
Los Angeles Lakers	73
Milwaukee Bucks	74
New Jersey Nets	75
New Orleans Jazz	76
New York Knicks	77
Philadelphia 76ers	78
Phoenix Suns	79
Portland Trail Blazers	80
San Diego Clippers	81
Seattle SuperSonics	82
Washington Bullets	83
HemisFair Arena Seating Chart	84
Spurs 78-79 Schedule	Back Cover

THEY COVER THE SPURS



Ray Evans
Spurs Beat
San Antonio Light



Jeff Grossman
Spurs Beat
San Antonio Express



Jim Hutton
Spurs Beat
San Antonio News



Barry Robinson
Sports Editor
San Antonio Express



David St. Mary
Sports Editor
San Antonio News



Bob Ostrum
Sports Editor
San Antonio Light



John Trowbridge
Asst. Sports Editor
San Antonio Light



Jerry Desmond
Sports Director
KMOL, Channel 4



Dan Cook
Sports Director
KENS, Channel 5



Rich Mello
Sports Director
KSAT, Channel 12



Refugio Rodriguez
Sports Director
KWEX, Channel 41



Greg Haber
Sports Director
WOAI Radio



Greg Thompson
Bureau Chief
Associated Press



Mack Sisk
Bureau Chief
UPI



Elaine Noll
Spurs Beat
San Antonio News

SPURS MEDIA IN SAN ANTONIO

PRINT

San Antonio Light (P.M.)

P. O. Box 161
San Antonio (78291)
(512) 226-4271

Sports Editor—Bob Ostrum
Asst. Sports Editor—John Trowbridge
Spurs Beat—Ray Evans

San Antonio Express (A.M.)

P. O. Box 2171
San Antonio (78297)
(512) 225-7411

Sports Editor—Barry Robinson
Asst. Sports Editor—Paul Hill
Spurs Beat—Jeff Grossman

San Antonio News (P.M.)

P. O. Box 2171
San Antonio (78297)
(512) 225-7411

Exec. Sports Editor—Dan Cook
Sports Editor—David St. Mary
Asst. Sports Editor—Jim Hutton
Spurs Beat—Elaine Noll

United Press International

P. O. Box 2161
San Antonio (78291)
(512) 222-1816

Bureau Chief—Mack Sisk

Associated Press

P. O. Box 2171
San Antonio (78297)
(512) 222-2731

Bureau Chief—Greg Thompson

TELEVISION

KMOL (NBC, Ch. 4)

P. O. Box 2641
San Antonio (78299)
(512) 226-4251
Sportscasters—Jerry Desmond
David Bacon

KENS (CBS, Ch. 5)

P. O. Box TV5
San Antonio (78299)
(512) 227-5367

Sportscasters—Dan Cook
Gary DeLaune

KLRN (PBS, Ch. 9)

P. O. Box 9
San Antonio (78291)
(512) 222-8041
News—Richard Seilski

KSAT (ABC, Ch. 12)

P. O. Box 2478
San Antonio (78298)
(512) 226-7614
Sportscasters—Rich Mello
John Christian

KWEX (Spanish, Ch. 41)

P. O. Box 9225
San Antonio (78204)
(512) 227-4141
Sportscaster—Refugio Rodriguez

RADIO

WOAI (1200, Spurs Station)

P. O. Box 2641
San Antonio (78299)
(512) 226-9331
Sports Director—Greg Haber

KAPE (1480)

608 Travis St.
San Antonio (78205)
(512) 223-3877

KBUC (1310)

3642 East Houston
San Antonio (78220)
(512) 222-9191

KEDA (1540)

226½ Dolorosa St.
San Antonio (78204)
(512) 226-5254

KITE (930)

8400 Datapoint
San Antonio (78229)
(512) 696-9940

KKYX (680)

8022 Bandera Rd.
San Antonio (78228)
(512) 684-0068

KMAC (630)

1100 North Main
San Antonio (78212)
(512) 223-6211

KONO (860)

P. O. Box 2338
San Antonio (78298)
(512) 225-5111

KZZY (1150)

5500 Alma Dr.
San Antonio (78222)
(512) 648-3511

KTSA (550)

P. O. Box 18218
San Antonio (78218)
(512) 653-0555

KUKA (1250)

501 West Quincy
San Antonio (78212)
(512) 225-5757

SPURS MEDIA SERVICES

GENERAL As the season progresses, additional information is available by contacting the Spurs public relations Director Wayne Witt through the Spurs offices (512-224-4611) or at his home (512-696-3754). The Spurs are anxious to receive fair and accurate coverage by the media and as a result staff members will strive to meet reasonable requests.

CREDENTIALS Official Spurs media passes are required for admission to HemisFair Arena games and for admission to media facilities inside the Arena. There is only one exception to this rule; that being persons with official NBA passes will be admitted. The Spurs have two types of media passes: 1) a permanent, season-long pass will be issued to each media person who covers the Spurs on a regular basis; 2) for those media persons covering the Spurs on a periodic basis, the club provides a single-game pass for specific nights. These are working passes, and they are intended for working media persons only. Credentials information is available by contacting Wayne Witt, and requests must be made prior to noon on game day.

MEDIA GATE Media passes will be honored only at the Media Gate located at the north end of the HemisFair Arena. The Media Gate is adjacent to the Arena service entrance, directly behind Sections 19-22. Again, only an official Spurs media pass or an official NBA media pass will be recognized.

MEDIA ROOM The Spurs Media Room is located at mid-court, directly behind the scorers table, and is open one and one-half hours prior to tipoff. Light snacks and beverages are provided for working members of the media, and admission is by official Spurs or NBA passes. Telephones and a work area are available.

PRESS ROW Seating at the Spurs courtside press row is absolutely limited to media persons covering that particular game. Space is by reservation prior to noon through Wayne Witt on gameday.

SERVICES Prior to gametime, up-to-date rosters, statistics and game notes are made available to working members of the media in the Media Room. During the game, quarterly play-by-play accounts will be provided as will halftime and final game statistics. Quick statistics are distributed during the game. Canfax arrangements can be made through Chuck Balcar at telephone 512-532-9749 in San Antonio. SportsComm is Dan Balcar at 512-696-2330.

RADIO AND TELEVISION Accredited radio and television crews will be seated courtside in the HemisFair Arena. Call-letter banners can be displayed at courtside in areas specified by the Spurs. If statisticians are required, arrangements must be made 24 hours in advance through the Spurs publicity office, and it is the responsibility of the visiting broadcasters to arrange payment. In accordance with NBA policy, payment must be in cash; the minimum is \$15. The Spurs publicity office will assist with arranging interviews for tape or live broadcast.

TELEVISION CAMERA LOCATIONS In the HemisFair Arena, camera locations are on the mezzanine level and at end court nearest the visitors bench. No other camera locations are available without permission of the Spurs staff.

PRESS PHOTOGRAPHERS Accredited photographers will be permitted courtside in the HemisFair Arena. Credentials should be requested through the Spurs publicity department, and are available on a game-to-game basis. Official Spurs photographers passes allow admission to the Arena, the Media Room and to the locker rooms.

The following information is a suggested guide for still photographers shooting courtside in the Arena.

Lighting: Tungston with mercury vapor.

Film Type B/W: Tri-X E. I. 1600; Shutter 500; F Stop 2.8

Film Type Color: High Speed Ectachrome Type B, E. I.; Shutter 500; F Stop 2.0.

CINEMATOGRAPHERS Credentials for cinematographers should be requested through the Spurs publicity department, and are available on a game-to-game basis. With credentials, cinematographers will be allowed courtside.

The following is suggested for shooting in the Arena.

Film: Ectachrome 7242 (meter setting ASA 80, 85-B filter), Tungston 3,200 Kelvin.

Limits: Normal exposure of 24 frames per second is approximately 2.8-4.

SPURS RADIO-TV

WOAI RADIO

Fifty thousand WATT, clear-channel WOAI, 1200 on the dial . . . that's the radio home of the San Antonio Spurs for the 1978-1979 NBA season.

WOAI will be the station of the Spurs for the fourth consecutive year, and for the fourth year Terry Stemberge will be mikeside calling all the Spurs action — this is Stemberge's twelfth season with this franchise.

The Spurs like to brag about their association with WOAI, and brag they should. Last season, the Spurs ran a "What's Your 20" contest for gamenight listeners, and responses came from 32 states and two foreign countries. That type of response indicates the Spurs may have the most extensive radio coverage in the entire league.

Again this season, all 82 Spurs regular season games, along with all pre-season and post-season playoff contests will be aired by WOAI.

Additionally, WOAI broadcasts a weekly Doug Moe Show. Then, on game nights, the station produces an NBA show prior to the Spurs action.

Spurs club officials work closely with station personnel in producing the broadcasts. WOAI general manager is John Barger, a man with a varied radio background including being former coordinator of the Dallas Cowboy radio network.

When Stemberge moves before the television cameras for a Spurs game, WOAI Sports Director Greg Haber handles the duties for the radio play-by-play.

KMOL TELEVISION

As they have with WOAI Radio, the Spurs have formed a lasting relationship with San Antonio's KMOL Television, Channel 4, the local affiliate of NBC.

This will be the second consecutive year for the Spurs and KMOL to be in partnership, and it will be the fourth season of the five the Spurs have played in San Antonio.

KMOL General Manager Edward Cheviot and his staff have said they will carry selected Spurs road games during the 1978-1979 campaign, and that the games will be the best possible matchups, providing the greatest amount of excitement and interest for Spurs fans.

As in past seasons, when the Spurs are on the tube, Terry Stemberge will come forth with his play-by-play expertise. Last season, Stemberge called the action on seven regular season games and three playoff tilts, and this year plans have been made for a more comprehensive schedule on television.

SPURS ADMINISTRATION

4	SEAT	17	CC	17	CC	17	CC	17	CC	17	CC	1	
		SEC.	ROW	SEC.	ROW	SEC.	ROW	SEC.	ROW	SEC.	ROW	SEAT	
		HEMISFAIR ARENA SAN ANTONIO, TEXAS				HEMISFAIR ARENA SAN ANTONIO, TEXAS				HEMISFAIR ARENA SAN ANTONIO, TEXAS			
		SAN ANTONIO SPURS				SAN ANTONIO SPURS				SAN ANTONIO SPURS			
		* vs. -				* vs. -				* vs. -			
		FLOOR LEVEL NO REFUNDS				FLOOR LEVEL NO REFUNDS				FLOOR LEVEL NO REFUNDS			
		GLOBE TICKET CO. 5-260				GLOBE TICKET CO.				GLOBE TICKET CO.			

CONCESSIONS INC.

On paper, the San Antonio Spurs are a complicated corporation. In reality, the Spurs are a San Antonio-owned, San Antonio-loved basketball team that has some 66 investors and stockholders. The Spurs came to town in the spring of 1973, and since that time the formal list of financial backers has about doubled, making the Spurs a most viable operation. The general partner of the Spurs, the group charged with the daily operation of the club, is Concessions Incorporated. But don't be fooled by the tag limited partners applied to many of the backers — their enthusiasm is every bit as great as is the support of those in the general partnership.

CONCESSIONS INC. OFFICERS

President/Chief Executive Officer	Angelo Drossos
Chairman of the Board	B.J. McCombs
Vice Chairman of the Board	Leo Rose
Secretary	Maury Holden
Board of Directors	Joe Straus Sr., Louis Bishop Curtis Vaughn, Jack Guenther Norman Harwell

SPURS INVESTORS/STOCKHOLDERS

Richard Alterman	Dick Lubel
William Alterman	George Luhn
J. Burton Barnes	Dr. Scott Marlowe
John Begzos	Dan McCarty
Tom Benson	Charline McCombs
Dennie E. Berry Sr.	B.J. McCombs
Dr. Mike Bertino	Irving Mathews
A.M. Biedenharn Jr.	Marian O. Nordan
Dr. Gordan L. Bilbrey	Arthur J. Panfeld
Louis Bishop	Frank W. Phelps
Wayman Buchanan	Dr. Joseph Pierce Jr.
Art Burdick	Jack Pitluk
Dr. Raul S. Cantu	Louis Pitluk
Dr. Pedro DeLeon	W.O. Poole
Barbara Dreeben	Dr. Francisco J. Rodriguez
Angelo Drossos	Leo Rose
Barry H. Edelman	E.J. Rosenstein
Eleanor Foreman	John Santikos
Hubert Foreman	John Schaefer
Patrick T. Gibbons	Stanley Schoenbaum
Sam Godfrey	Claxton B. Seely
Dr. James Hadnott	Dr. James W. Simmons
Norman Harwell	Sidney A. Sparks
Dr. Peter Hernal	Francie Sterling
Don Hickman	Marshall Steves
Dr. Robert L.M. Hilliard	David Straus
Lorena A. Holden	Joe Straus Jr.
Maury Holden	Joe Straus Sr.
Dr. Dickey Huey	Dan Sullivan
Logan Huntress	William Troy
Dr. P.M. Kaihlanen	Curtis Vaughn
Steven Lang	Dr. Linton Weems
Bernard Lifshultz	Roger L. Zeller

SAN ANTONIO SPURS CLUB DIRECTORY

HemisFair Arena
P.O. Box 530
San Antonio, Texas 78292

Telephone: (512) 224-4611
Tickets: (512) 224-9578
Telex: 767-512

ADMINISTRATIVE STAFF

President/NBA Governor	Angelo Drossos
Vice President/General Manager	John Begzos
Head Coach	Doug Moe
Assistant to President/Assistant Coach	Bob Bass
Assistant Coach	George Karl
Trainer	Bernie LaReau
Broadcaster	Terry Stembridge
Public Relations Director	Wayne Witt
Business Manager	Anita McCartney
Ticket Manager	LaWanda McCombs
Ticket Sales Manager	Jim Johnson
Communications Director	Lawrence Payne
Concessions Manager	Chuck Ridge
Courtside Editor	David Couch
Secretaries	Shari Levert, Sarah DeLeon
Physicians	Dr. P.M. Kaihlanen, Dr. Jack Henry
Dentist	Dr. Linton Weems

GENERAL INFORMATION

Home Court	HemisFair Arena (16,000)
Team Colors	Metallic Silver and Black
Ticket Prices	\$8, \$7, \$6, \$4
Radio	WOAI (1200), Terry Stembridge
Television	KMOL (Ch. 4), Terry Stembridge
Game Times	7:30 p.m.; 12:30 p.m. Sun. (CT)
Chief Statistician	Bill Chattaway
Arena Announcer	Pat Tallman
Band Director	Al Sturchio, Sound of the Spurs



ANGELO DROSSOS PRESIDENT CHIEF EXECUTIVE OFFICER

NBA Executive of the Year . . . Angelo Drossos. So said the prestigious publication THE SPORTING NEWS following the 1977-1978 season and after a vote was taken from among other executives of the league.

Any honor of this magnitude requires many advance hours of hard work, many decisions made, and a foresight to establish reachable goals. These are the things which have marked Angelo Drossos' five years in the field of professional basketball, his five years as the Spurs leader.

When the award was announced, Drossos commented that during the Spurs' five years in San Antonio the club has "drawn lots of sevens", and that the club "has been at the right place at the right time for five years."

Drossos credited the award to his involvement in league affairs and with the running of the Spurs. "I'm much more active than owners of other teams can be or care to be, and I think they appreciate that fact. Certainly, there are many people in the NBA who are smart or smarter and as capable or more capable than I am. It's a question of involvement."

Involvement is it. That's the password to Angelo Drossos and the San Antonio Spurs.

Drossos recalls that his first point of total commitment to pro basketball in the Alamo City came on a wintery night back in 1973. That was the evening he returned home from Dallas after another lengthy negotiating session with the owners of the ABA Dallas Chaparrals, a team that was for sale.

That particular night, after having an offer accepted by the Dallas people to move the team to San Antonio, Drossos came home to find several of his potential "heavy money" partners had changed their minds.

"I had this agreement and I felt I had no choice. The next day I went down to the bank and put my personal name on a substantial note. San Antonio had it's team, and baby, I had a commitment."

Over and above all the noise about big monies and his name on the line, Drossos had and still has what he terms a "desire to play a vital role in the creation of a major entity in my home city." San Antonio is his home; he went to high school and later St. Mary's University here, and he has spent the majority of his business career here.

"I got particular satisfaction from this peer-group honor, being recognized as one of the league's top executives. To me, it says we have a top organization working with the Spurs, and that translates into something good for my city."

But back to that winter night and the following days at the bank.

Drossos and the other remaining backers let no grass grow under their feet. They went to work and put together a solid money team, and then set about building a solid team on the basketball floor, a team that five years later would capture the NBA Central Division title.

It was moves like purchasing the concessions rights to the Arena, moves like bringing George Gervin and other headliners to town as Spurs, it was becoming involved in the old ABA to the point he was elected league treasurer and later named to a committee pursuing merger with the NBA.

When that amalgamation happened in June, 1976, Drossos led the Spurs to a \$5 million bank loan to make sure the team was solvent. He and his partners expanded the stockholders/investors list to more than 60 persons, all with a love for the city and a concern for it's well-being in the form of the Spurs.

Oh yes, Drossos does have other business projects on his mind. He is an associate vice president with Dean Witter and Reynolds Co., an investments concern.

JOHN BEGZOS GENERAL MANAGER



A simple hand-written note stirred memories one day this past summer in the Spurs offices. It was not so much what the note said, but rather, the paper used.

The note came from John Begzos. The paper carried the heading, "John Begzos, General Sales Manager."

That was the job Begzos came to fill during the early fall of 1973, the Spurs' first year in the city by the Rio. It was a job that needed immediate attention, as the fledgling Spurs were floundering at the box office — this is a fancy way of saying push did not follow shove to see the new ABA team play.

After the 1977-1978 season when the Spurs averaged 9,100 in a less than 10,000-seat building (construction was underway to increase the capacity to 16,000), Begzos can find humor in his original job.

He can joke about nights when the smart-guy Arena announcer (an old story, but a true one) was adamant about introducing the fans rather than the starting lineups. He can recall asking the Arena maintenance folks to turn up the heat because it was cold — no body heat, "the coffee wouldn't even stay hot."

Then, when the tempo quickened, he can recall nights the promotions were bizarre to say the least. The night, for instance, when a 10-cent beer crowd nearly wrecked the building after the suds supply was exhausted; or the night Santa Claus dipped in the eggnog and created havoc in the crowd; or the game when 15,000 at least were turned away at the doors because more Merchants Nights coupons were sold than there were seats.

Oh, the Spurs directed by Begzos still promote their product, but the events have tempered somewhat as the Spurs management team has produced a solid club capable of drawing on its own merits.

When a man is general manager of a division titlist team, as the Spurs were last season, the projects become endless — contract negotiations of all forms, player acquisitions, ticket sales, scheduling, accounting procedures, personnel management, Etc. with a capital E. These are the things causing John Begzos to move with rapid strides year round.

He hails from Walled Lake, Mich., nearby Detroit. He holds two degrees in business from Michigan State University, and he is a true-green supporter of the Spartans.

After college, he fulfilled his obligation to Uncle Sam, doing a highly-decorated — including three purple hearts — infantry tour in Viet Nam.

Finally, the day came when he could get into athletics, his first love. He became office manager of the Class AAA baseball club in Oklahoma City. The next summer, 1972, he moved to San Antonio as general manager of the Class AA baseball team, and directed 251,000 fans into a ball park that had been empty the year before. After that act, he was honored by THE SPORTING NEWS as Texas League and then Class AA Executive of the Year.

One more year was spent at the ball yard, before the call came from the Spurs. We need help said the Spurs management, and you are the guy; use your imagination, but put folks on seats.

And that he did. Attendance that first year finally averaged out at 6,000, then 7,800 the next year, followed by 8,000 and then 9,000 or better the last two seasons. After a few timid steps in the fall of 1973, the Spurs began running at a full tilt, and the Begzos influence was in full bloom.

The 36-year-old Begzos is now vice president and general manager, and just this past summer became a financial investor in the club.



DOUG MOE HEAD COACH

Doug Moe, last season, finished third in the balloting for NBA coach of the year, and first in the hearts of all loyal Spurs followers.

Doug Moe is a man who has been a professional head coach only two years, both in San Antonio, and has won 57 per cent of his games (94-70 prior to 1978-1979). He also can lay claim to an NBA Central Division title.

But to fans in San Antonio, Doug Moe is better known for his personality which fits the laid-back attitude of Texans in general. Moe is casual, he is outgoing, he is personable, he is a friend to all Spurs fans. And they return that friendship.

There is another important factor to his stature in San Antonio. His teams have played "firehouse" basketball, resembling a genuine, full-blown Texas shootout behind the corral. And Spurs fans revel in it.

Using Moe's full-throttle attack, the Spurs have won an NBA scoring title and have finished second. And all the while shooting 50 per cent as a team.

The 40-year-old (in October) Brooklyn native teaches and preaches the virtues of his "passing game" offense; an attack where everyone is involved, a plan where everyone is on the move.

Let's go back to last spring and an article written by a respected NBA reporter. "You can toss the playbook out the window when San Antonio comes to town. Preparing for them is like plotting an attack on a terrorist group. The Spurs can attack from any angle, but rarely is it premeditated . . . Studying their films is really a waste of time . . . They can write their game plan on their wrist bands: Push the ball up court quickly and shoot before the defense is set."

In answer to those words, Moe laid out the foundation to his philosophy. Said Moe, "People call it freelancing or playground, but we prefer to call it a passing game . . . Basketball is a game of movement and quickness. If you move quickly enough you can get open for a shot."

Amen say the Spurs players. Here, here, say all Spurs loyalists. That's the way to play, attack, and attack again from a different angle.

Moe, after finishing Erasmus High in Brooklyn, headed south to learn his basketball at the college level. He was All-American at North Carolina and during his stay there the Tar Heels were a cumulative 57-15.

The next two years found Moe playing professionally in Italy for Padua Petrarca in the Serie A league. A quote about Moe worth resurrecting once more came from Coach Asa Nikolic. The famous Italian mentor said about the 6-6 Moe: "The greatest of them all remains always Douglas Moe."

The ABA came into being in 1967 and Moe returned home to be all-league for New Orleans before leading Oakland to the league title in the second season. He played three more years before calling it quits because of a damaged knee.

Having played on and off over the years with current Denver Coach Larry Brown, Moe rejoined his buddy with the Carolina Cougars. The next four years found Brown as the head coach and Moe as his devil's advocate assistant — two in Carolina and two in Denver.

Since coming to San Antonio where weather permits year round play, Moe has "refined" his golf game. And he has become an investor in Texas oil wells. One thing that carried over from his earlier days is his love for the greyhounds, and now Moe is a dog owner.

Through all this, Doug Moe basically has not changed his outlook. He still prefers his sneakers and T-shirts, and his wideopen brand of basketball. And Spurs fans everywhere are in total agreement.

**BOB
BASS
ASSISTANT TO
THE PRESIDENT
ASSISTANT COACH**



By the time you list all of Bob Bass' titles, time is about up. And by the time Bob Bass finishes all his duties, he can truly say he has put in a day's work.

First and foremost, Bass contributes from his bench seat during all Spurs contests. He is a master strategist in the basketball game, and Coach Moe is quick to consider his ideas.

Then, when the game is not going on, or there is no practice, Bass turns his talents to other areas with the Spurs. He is director of six summer weeks of camps for youngsters, he is a chief contributor to evaluating college talent, is a much-in-demand public speaker on behalf of the organization.

Bob Bass is 49-years-old, and his life has been basketball. He is a native Oklahoman, he played collegiately at Oklahoma Baptist. He coached high school in the Sooner state, and then was head man at OBU for 15 years. His 1966 OBU team won the NAIA, and Bass was the organization's coach of the year.

He joined the ABA in 1967 and has coached teams in Denver, Miami, Memphis, and San Antonio. He holds 251 victories in the pro ranks. Also he has been a professional general manager, and was director of ABA officials.

Bass has been in San Antonio for four years, two as head coach, and two in his current "several" jobs.

**GEORGE
KARL
ASSISTANT
COACH**



While this is George Karl's initial season as a coach in professional basketball, he is not exactly a rookie. Towards the end of the 1977-1978 season, when it was obvious his knees were not responding, the Spurs saw fit to name George a Spurs assistant coach, and he was in that chair for several games including playoffs.

Karl was an original Spur back in the fall of 1973, having signed a free agent pact out of North Carolina. He got in three good years in San Antonio before injuries began taking their toll. Over the last two years, he has been tormented with both knees, a back problem, and various other ailments. As a player he averaged 6.5 points and three assists.

After one more attempt to rehabilitate the knees last year, Karl accepted the coaching job, and has said that coaching will be it for him.

He is a native of Penn Hills, Pa., and was an All-American at North Carolina as his teams won seven tournament titles. In addition to his on-court duties, Karl is the principle source of collegiate scouting information to the Spurs. He figures to log a few miles during this year searching for future Spurs.



BERNIE LAREAU TRAINER

Officially, it's CAT. Certified Athletic Trainer, that's the Spurs Bernie LaReau. He is registered, he is fully approved to pursue his own version of the healing arts.

Bernie is the only trainer the Spurs have had in their five years in San Antonio. Prior to that, he was the head man in the Chicago Bears training room, and before that, he was with the Indiana Pacers of the ABA.

Bernie is a native of Kankakee, Ill., and is a graduate of St. Joseph's College in Indiana. After receiving his degree, he was the St. Joseph's trainer.

His jobs with the Pacers and with the early-day Spurs included being business manager. He still is involved to some extent in this area as Bernie is the team's traveling secretary.

Bernie is a man of many talents. He is chief operating officer in a Sports Medicine Rehabilitation Clinic in San Antonio, and is an investor in a real estate operation. And last year he was the subject to a leaguewide feature article because he owns a commercial worm farm.

SPURS STAFF



Terry Stembridge
Broadcaster



Wayne Witt
Public Relations



LaWanda McCombs
Ticket Manager



Anita McCartney
Business Manager



Chuck Ridge
Concessions Manager



David Couch
Courtside Editor



Jim Johnson
Ticket Sales Director



Lawrence Payne
Communications Director




Shari Leverit
Secretary



Sarah DeLeon
Secretary

SPURS PLAYERS



SPURS ROSTER

NO	PLAYER	POS	HEIGHT	WEIGHT	BIRTH DATE	COLLEGE	YEARS PRO
30	Allan Bristow	F	6-7	210	8/23/51	Virginia Tech '73	5
10	Louie Dampier	G	6-0	180	11/20/44	Kentucky '67	11
25	Coby Dietrick	F	6-11	235	7/23/48	San Jose St. '70	8
12	Mike Gale	G	6-4	190	7/18/50	Elizabeth City '71	7
44	George Gervin	G	6-7	185	4/27/52	Eastern Michigan '72	6
23	Mike Green	C	6-10	200	8/ 6/51	Louisiana Tech '73	5
35	Larry Kenon	F	6-9	215	12/13/52	Memphis St. '73	5
1	Moe Layton	G	6-1	185	12/24/48	Southern California '71	5
34	Glenn Mosley	F	6-8	195	12/26/55	Seton Hall '77	0
53	Mark Olberding	F	6-9	230	4/21/56	Minnesota '75	3
5	Billy Paultz	C	6-11	240	7/30/48	St. John's '70	8
45	Frankie Sanders	F	6-6	200	1/23/57	Southern '78	0
13	James Silas	G	6-3	180	2/11/49	S. F. Austin '72	6

COACH: Doug Moe (North Carolina '61) Two Years — 96-68

ASSISTANT COACHES: Bob Bass (Oklahoma Baptist '50)

George Karl (North Carolina '73)

TRAINER: Bernie LaReau (St. Joseph's, Ind., '59)

CAPTAIN: James Silas

NUMERICAL SPURS

1 Moe Layton

5 Billy Paultz

10 Louie Dampier

12 Mike Gale

13 James Silas

23 Mike Green

25 Coby Dietrick

30 Allan Bristow

34 Glenn Mosley

35 Larry Kenon

44 George Gervin

45 Frankie Sanders

53 Mark Olberding

ALLAN BRISTOW

Forward
 Height: 6-7
 Weight: 210
 Experience: 5 Years
 How Obtained: Signed as Free Agent, 1975
 Birthdate: August 23, 1951
 Hometown: Richmond, Virginia
 Off-Season Residence: Marathon, Florida
 High School: Richmond Henrico
 College: Virginia Tech '73



Second round draft choice in 1973 by Philadelphia of NBA . . . played there two years before being waived in October, 1975 . . . signed with San Antonio of ABA just days later . . . was part-time starter for two years with Spurs . . . last season was valuable off the bench . . . since Spurs joined NBA has not missed a game . . . is working on 179 consecutive games . . . has played some guard when emergencies dictated . . . labeled the Spurs' madcap lefthander from all-out style and philosophy . . . last year averaged 18 minutes while shooting near 48 per cent from field and 73 per cent at the line . . . got career 27 points against Golden State last year as a last-minute starter . . . to go with those points career bests are 13 rebounds and nine assists . . . last year game bests were 11 rebounds and seven assists . . . needs just 365 points to reach career 3,000 . . . last year in double figures 30 times and topped Spurs six times in assists, seven times in steals, once in rebounds and once in scoring . . . senior year at Virginia Tech his team won NIT and Bristow was second in MVP balloting . . . holds a marketing degree from Virginia Tech . . . wife Etoila has Texas real estate license . . . Bristows spend off-season in Florida Keys where water sports are big on agenda . . .

Yr.	Team	League	GP	MIN	2-POINT			REBOUNDS			TOT	AVE	ASST	PF	STL	TO	BLK	PTS	AVG
					FGM	FGA	PCT	FTM	FTA	PCT									
REGULAR SEASON																			
73-74	Phi	NBA	55	643	108-260	400	42-57	737	98	39	167	3.0	53	66	26	0	1	258	4.7
74-75	Phi	NBA	72	1101	163-393	415	121-153	791	111	143	254	3.5	99	107	25	0	2	447	6.2
75-76	SA	ABA	47	882	125-270	463	78-92	848	98	100	174	3.7	120	81	34	0	2	328	7.0
76-77	SA	NBA	82	2017	355-747	465	206-258	798	119	229	348	4.2	240	195-1	69	63	9	936	11.4
77-78	SA	NBA	82	1481	257-538	478	153-208	731	88	158	257	3.1	194	159-0	68	148	4	666	8.1
TOTALS			338	6124	1018-2218	460	599-768	780	465	733	1900	3.6	745	595-0	236	209	11	2635	7.8
6 POINTERS (all in 1975-1976)																			
PLAYOFFS																			
1976	SA	ABA	7	97	13-34	582	14-24	750	6	5	14	2.0	19	14	5	8	0	45	6.4
1977	SA	NBA	2	26	3-5	333	0-9	225	3	1	4	2.0	7	6-0	0	0	0	6	4.0
1978	SA	NBA	3	51	9-15	600	4-6	667	4	7	11	3.3	7	13-0	3	5	0	22	4.4
TOTALS			12	174	25-50	420	25-39	640	16	13	29	2.1	26	30-0	9	13	0	73	5.4

LOUIE DAMPIER



Guard

Height: 6-0

Weight: 180

Experience: 11 Years

How Obtained: From Kentucky in Dispersal Draft, 1976

Birthdate: November 20, 1944

Hometown: Southport, Indiana

Off-Season Residence: Pewee Valley, Kentucky

High School: Southport

College: Kentucky '67

Last year was his best as a Spur . . . was best year in every category since coming to San Antonio in 1976 dispersal draft from defunct Kentucky Colonels . . . was indication had adjusted style from Kentucky slow-down to Spurs firehouse . . . played as first guard off bench and part-time starter . . . his .509 from field was second best ever . . . his 285 assists was team's third best . . . 87 steals was fourth best . . . played nine years in ABA and was league's leader all-time in points, three-pointers attempted and made, assists, games and minutes . . . back in 1967 drafted first by Kentucky and never played anywhere else . . . in 1971 set pro mark of 57 consecutive free throws made . . . was University of Kentucky All-American . . . led Colonels to 1975 ABA title . . . best games last year were 10 assists, five rebounds and 21 points . . . became only 29th player in history to score 15,000 points . . . led team 13 times in assists, 16 times in steals . . . in double figures 39 times . . . on March 7, 1970, scored 55 against ABA Dallas . . . he and wife Marty have son Nick and daughter Danielle . . . spends off-season playing semi-pro softball in Pewee Valley, Ky., just outside Louisville . . . claims he's a fisherman . . . has done volunteer work for San Antonio's YMCA.

Yr.	Team	League	GP	MIN	2-POINT			3-POINT			REBOUNDS					PTS	AVG				
					FGM-FGA	PCT	FIM-FTA	PCT	PCT	TOT	AVG	ASST	PF	STL	TD			BLK			
REGULAR SEASON																					
67-68	KY	ABA	22	2961	582-1331	440	15-142	270	209-254	820	333	4.6	256			1497	20.1				
68-69	KY	ABA	78	3326	514-1144	450	199-352	260	308-383	810	799	3.9	456			1533	24.8				
69-70	KY	ABA	82	3253	545-1316	410	198-348	360	447-538	830	310	2.8	447			2131	25.9				
70-71	KY	ABA	84	3221	462-1068	430	103-280	370	320-376	860	297	3.5	460			1555	18.6				
71-72	KY	ABA	83	3214	393-845	465	84-233	361	281-336	898	259	3.1	515			1319	15.9				
72-73	KY	ABA	80	3039	461-988	467	54-155	348	262-334	833	213	2.7	521			1340	16.8				
73-74	KY	ABA	84	3942	555-1172	474	48-124	387	238-286	832	201	2.4	473			1432	17.8				
74-75	KY	ABA	83	2879	560-1059	510	38-96	397	161-199	895	42	1.0	2.5	449	140	32	146	53	1395	16.8	
75-76	KY	ABA	82	2835	423-862	491	32-87	308	126-146	863	35	1.2	15.9	149	467	141	60	148	46	1068	13.0
76-77	SA	NBA	80	1634	233-507	460			84-86	744	22	5.4	7.6	10	234	33-0	49	15	530	6.6	
77-78	SA	NBA	82	2037	338-660	509			76-101	752	24	9.8	12.2	15	285	84-0	87	95	13	748	9.1
TOTALS			890	31441	5064-10993	4460	794-2217	358	2492-3036	820	1203	545	2480	2.8	4813	458-0	208	289	127	15002	16.9
PLAYOFF RECORDS																					
1968	KY	ABA	6	204	31-87	460	15-37	403	26-31	830				24	4.8	73				133	20.8
1969	KY	ABA	7	326	34-85	400	16-55	290	40-46	870	30	4.3	98			156				156	22.3
1970	KY	ABA	12	526	48-122	390	25-76	330	41-53	770	45	3.8	31			212				712	17.7
1971	KY	ABA	19	821	92-226	410	22-69	320	68-98	752	78	4.1	179			332				469	16.9
1972	KY	ABA	6	264	16-46	394	11-23	478	15-18	825	10	1.7	45			80				80	13.3
1973	KY	ABA	12	411	52-104	329	10-22	455	22-28	786	25	2.0	32			161				161	13.4
1974	KY	ABA	8	293	36-75	468	7-14	500	15-19	778	16	2.0	32			107				107	13.4
1975	KY	ABA	15	604	105-199	518	3-12	385	33-36	808	9	2.7	38	24	113	34	19	29	2	254	16.9
1976	KY	ABA	10	393	52-113	522	9-19	506	18-20	806	3	1.0	13	13	77	26	11	17	3	168	16.8
1977	SA	NBA	2	42	4-16	250			-4	1000	0	1	1.5	8	4-0	1	0	1		42	6.0
1978	SA	NBA	0	129	17-32	659			1-4	109	1	5	7	1.2	15	7-0	4	4	2	35	3.8
TOTALS			109	1919	90-199	450	119-322	382	277-346	500	15	4.6	280	2.9	633	66-0	35	60	15	1642	16.1
ALL-STAR GAMES																					
1968	KY	ABA	1	29	8-17	470	3-1	503	2-2	1000				2	3.0	3				16	16.0
1969	KY	ABA	1	38	4-10	470	0-4	350	3-3	1000				2	2.0	6				14	14.0
1970	KY	ABA	1	26	8-10	600	1-6	470	3-3	877				3	3.0	1				12	12.0
1972	KY	ABA	1	9	1-2	503	0-2	600	0-0	600				1	1.0	3				2	2.0
1973	KY	ABA	1	23	6-12	417	0-6	600	0-0	600				1	1.0	2				10	10.0
1974	KY	ABA	1	23	8-12	568	3-3	600	0-0	600				2	2.0	1				16	16.0
1975	KY	ABA	1	27	4-8	867	1-2	600	0-0	600	0	0	3	3.0	1	4	2	1		11	11.0
TOTALS			7	178	36-69	503	3-16	190	7-8	860	5	3	13	2.1	16	1	1	1		68	12.6

COBY DIETRICK

Forward
 Height: 6-11
 Weight: 230
 Experience: 8 Years
 How Obtained: Dallas signed as Free Agent, 1972
 Birthdate: July 23, 1948
 Hometown: Riverside, California
 Off-Season Residence: San Antonio
 High School: Riverside Polytechnic
 College: San Jose State '70



Became a full-time forward during this past season . . . played center primarily throughout career but had played in corner at times . . . became a starter for Coach Moe on December 23rd and Spurs promptly won 18 of next 22 games and surged to Central Division top . . . has great mobility for big man with excellent touch from outside . . . missed first game in two years during January . . . is one of only two players (Silas is other) to remain from Spurs predecessor Dallas Chaps . . . in five years in San Antonio has missed but eight games . . . before this franchise played one year in ABA Memphis and one year in Europe . . . season bests were eight assists, 13 rebounds and 18 points . . . needs 493 points to reach career 4,000 . . . in double figures 26 times . . . led team nine times in assists, nine in steals, three in rebounding . . . his career high 24 points on February 20, 1977 against New Orleans . . . spends off-season in San Antonio where remodeling an older home in Alamo Heights . . . enjoys canoeing and rafting on various western rivers . . . says upper Rio Grande is best . . . involved with San Antonio Arthritis Foundation . . . likes tennis . . . originally drafted in 1970 by NBA San Francisco and ABA New Orleans . . . at San Jose St. was three-time leading scorer.

Yr.	Team	League	GP	MIN	2-POINT		3-POINT		FTM-FTA	PCT OFF	REBOUNDS			PF	STL	BLK	PTS	AVG			
					FGM-FGA	PCT.	FGM-FGA	PCT.			DEF	TOT	AVG						ASST	ERK	
REGULAR SEASON																					
70-71	Mem	ABA	37	357	61-159	384	0-1	000	21-34	818	114	35	33	56			143	3.8			
71-72	Mem	ABA	1	9	1-3	500	0-0	000	0-2	000	7	0	1	1			2	2.0			
72-73	Dal	ABA	77	1347	205-493	419	0-0	000	96-139	691 133	244	377	4.9	136	93	224		506	6.5		
73-74	SA	ABA	84	1542	251-566	443	0-3	000	81-114	711 200	332	532	6.4	253	151	285	89	50	583	6.9	
74-75	SA	ABA	82	1724	220-440	500	2-4	500	76-99	768 191	333	524	6.4	188	117	266	89	55	524	6.4	
75-76	SA	ABA	81	1467	199-398	503	1-7	143	98-82	829 199	240	349	4.3	160	112	257	67	43	459	5.8	
76-77	SA	NBA	82	1772	285-620	460			119-166	717 111	261	372	4.5	148	267-2	86	57	669	8.4		
77-78	SA	NBA	79	1876	259-543	460			89-114	781 73	285	358	4.5	217	144	231-4	81	53	589	7.5	
TOTALS			523	10596	1472-3215	460	3-15	.000	580-750	731 817	1695	2633	5.0	1116	617	1587-12	407	260	3505	6.7	
PLAYOFFS																					
1971	Mem	ABA	2	10	1-4	250	0-0	000	2-2	1000	3	1.5	1	7	2	0		4	2.0		
1974	SA	ABA	7	129	13-23	565	0-2	000	8-12	667	7	20	27	3.8	9	7	17	2	7	34	4.9
1975	SA	ABA	6	167	30-47	638	0-2	000	9-11	816	12	28	40	6.7	22	14	26	5	7	59	11.5
1976	SA	ABA	7	206	27-55	491	0-0	000	8-13	615	16	25	41	5.9	15	17	28	7	6	52	8.9
1977	SA	NBA	2	64	12-23	523			2-6	332	4	5	8	4.0	5	4-0	1	0	26	13.0	
1978	SA	NBA	6	96	14-27	519			1-2	500	6	17	25	4.2	4	9	18-1	5	3	29	3.8
TOTALS			30	694	97-179	548	0-4	000	30-46	650	47	95	142	4.7	56	47	63-1	21	25	224	4.1

MIKE GALE



Guard
 Height: 6-4
 Weight: 190
 Experience: 7 Years
 How Obtained: Contract Purchased from NY Nets, 1975
 Birthday: July 18, 1950
 Hometown: Philadelphia, Pennsylvania
 Off-Season Residence: San Antonio
 High School: Philadelphia Overbrook
 College: Elizabeth City '71

Has been a two-year starter for Spurs . . . both years has been team leader in steals and assists . . . in 1976-1977 season set club marks in both categories . . . missed 12 games last season with ankle injury . . . were only games missed in two years . . . on return to starting post Spurs won 18 of 22 games and rushed to Central Division lead . . . had his best percentage shooting year . . . his season highs were 12 assists, nine rebounds and 22 points . . . was in double figures 34 times . . . led team 36 times in assists, 33 times in steals . . . in the final fourth of the season shot near the 55 per cent mark from field . . . his career high points were 24 against Detroit on February 9, 1977 . . . played for Kentucky and New York Nets of ABA before San Antonio . . . was on Nets 1974 title team . . . holds physical education degree from Elizabeth City . . . received degree at age 20 . . . played center-forward as non-starter in college . . . defensive abilities rated tops . . . is a music lover and a good backgammon player . . . holds Texas state real estate license . . . active with San Antonio YMCA programs . . . plays golf . . . he and wife Deborah own a San Antonio home . . . nicknames are Philly Dog from college days and Sugar from time in San Antonio . . . ranked fourth in league steals last year . . . needs 689 points to reach career 5,000 . . . Spurs player representative . . .

Yr.	Team	League	2-POINT		3-POINT		REBOUNDS			TOT	AVG	ASST	ERR	PF	STL	BLK	PTS	AVG				
			FGM	FGA	PCT	FGM	FGA	PCT	FTM										FTA	PCT	OFF	DEF
REGULAR SEASON																						
71-72	KY	ABA	78	1701	201-444	453	0-3	000	35-140	679	271	3.5	200				497	8.4				
72-73	KY	ABA	81	1854	217-457	475	1-6	167	105-143	700	241	3.0	241				537	6.6				
73-74	NY	ABA	32	904	114-260	438	0-0	000	29-36	806	152	4.8	124				257	8.1				
73-74	NY	ABA	48	1591	198-443	447	2-11	182	76-104	731	216	4.5	200				478	10.0				
73-74	Total		80	2495	312-703	443	0-17	117	105-130	750	363	4.6	324				736	9.2				
74-75	NY	ABA	72	1624	221-465	471	7-23	304	72-91	791	238	3.3	166	131	88		535	7.4				
75-76	SA	NBA	78	1776	227-495	459	3-17	177	64-80	830	48	158	207	27	246	143	145	124	40	527	6.8	
76-77	SA	NBA	82	2598	352-754	468				820	54	219	273	33	473	204	191	30	943	10.9		
77-78	SA	NBA	70	2091	275-581	473				87-100	870	57	166	223	32	376	176	170-3	159	25	637	9.1
TOTALS			541	14139	1806-3903	460	15-83	181	560-661	770	150	544	1819	34	2032	319	600-3	562	116	4311	8.0	
PLAYOFFS																						
71-72	KY	ABA	2	81	3-12	260	0-0	000	0-0	900	4	2.0	8				6	3.0				
72-73	KY	ABA	12	291	25-56	411	0-2	000	8-18	500	34	2.8	40				68	5.5				
73-74	NY	ABA	14	367	47-108	431	1-11	1000	19-20	950	58	4.1	57				118	8.3				
74-75	NY	ABA	1	73	7-15	467	2-4	500	0-6	500	5	1.1	7				7	7.7				
75-76	SA	NBA	7	386	45-96	369	0-2	000	13-17	768	8	31	40	5.7	50	23	16	34	10	103	14.7	
76-77	SA	NBA	2	67	9-23	391			4-7	571	2	8	10	5.0	10		8	4	2	22	11.0	
77-78	SA	NBA	6	201	25-56	448			3-4	900	7	18	25	4.2	31	17	15-0	7	4	52	8.7	
TOTALS			46	1316	159-367	430	5-11	273	49-72	580	18	57	172	3.7	205	40	47-0	42	18	388	8.4	

GEORGE GERVIN

Guard
 Height: 6-7
 Weight: 185
 Experience: 6 Years
 How Obtained: Contract Purchased from Virginia, 1974
 Birthdate: April 27, 1952
 Hometown: Detroit, Michigan
 Off-Season Residence: San Antonio
 High School: Martin Luther King, Detroit
 College: Eastern Michigan '72



This guy received every honor (see page 33) save one last season . . . he led the league in scoring, starter in the all-star game, won the Seagram's title, was the CBS MVP, was first team all-pro . . . he was runnerup to Bill Walton as NBA MVP . . . set 23 Spurs records including 63 points in season's final game . . . no question but best year ever . . . Spurs Most Popular Player for third year . . . one of biggest thrills was birth of second son Jared . . . first son is George Jr. or Ice Cube . . . wife is Joyce . . . other than the 63 points best game were 11 assists and 13 rebounds . . . the 11 assists were career best and came against Portland . . . led Spurs in scoring 56 times, in assists 16 times, 22 times in steals and five times in rebounds . . . became NBA's first guard ever to block more than 100 (110) shots . . . has missed but three games in last four years . . . played 184 games in NBA and has been in double figures 181 . . . once upon a time was a forward . . . reached quarterfinals of CBS HORSE contest . . . nickname is Iceman which came from Fatty Taylor back in ABA Virginia days . . . likes to fish and travel in off-season . . . active with San Antonio's Concerned Athletes in Action . . . led NBA playoff scoring at 33.2 a game . . . definitely a music lover . . .

Yr./Team/League	GP	MIN	2-POINT		3-POINT		REBOUNDS				PF	STL	BLK	PTS	AVG				
			FGM-FGA	PCT	FGM-FGA	PCT	FTM-FTA	PCT	OFF	DEF						TOT	AVG	ASST	ERR
REGULAR SEASON																			
72-73 VA/ABA	30	683	155-315	492	6-26	231	96-118	814			128	4.3	24		424	14.1			
73-74 VA/ABA	49	1728	476-981	486	8-50	160	262-328	799	108	310	418	8.5	97	186	166	75	86	1244	25.4
73-74 SA/ABA	25	783	185-389	476	0-6	000	116-136	833	67	144	206	8.2	43	84	98	26	34	486	19.4
73-74 Totals	74	2511	664-1070	485	8-56	143	378-484	815	170	454	624	8.4	142	252	264	101	120	1730	23.4
74-75 SA/ABA	84	3113	787-1600	479	17-55	309	380-459	830	247	480	697	9.2	207	249	295	131	138	1965	23.4
75-76 SA/ABA	81	2748	832-1357	510	14-39	359	342-397	862	173	367	546	6.7	201	217	283	110	119	1768	21.8
76-77 SA/NBA	82	2705	726-1335	548			143-532	833	134	320	454	5.8	238	286	105	104	1895	23.1	
77-78 SA/NBA	82	2897	664-1811	536			504-607	830	118	302	420	5.1	302	306	259-3	136	110	2232	27.2
TOTALS	433	14623	3864-7588	510	45-176	256	2143-2576	830	848	1893	2869	6.6	1124	1146	1383-5	583	591	10014	23.1
PLAYOFFS																			
1973 VA/ABA	5	200	33-72	458	1-5	-200	24-34	708			36	7.6	8					93	18.6
1974 SA/ABA	7	246	56-114	491	1-1	-000	29-31	935	21	31	52	7.4	15	16	26	5	8	144	20.6
1976 SA/ABA	8	276	75-159	478	3-12	250	42-52	827	34	58	84	14.0	8	14	22	5	8	204	24.8
1976 SA/ABA	7	288	67-123	536	0-3	-000	56-69	812	23	41	64	9.1	15	17	32	4	14	190	27.1
1977 SA/NBA	2	62	19-44	432			12-15	800	5	8	11	5.3	3		9	1	2	50	25.0
1978 SA/NBA	6	227	78-142	549			43-58	768	11	23	34	5.7	19	19	23-0	6	16	159	26.5
TOTALS	33	1299	329-656	508	5-21	238	207-257	810	94	161	282	8.6	76	66	104-1	22	48	880	26.7
ALL-STAR GAMES																			
1974 VA/ABA	1	21	3-8	375	0-1	-000	3-4	750	1	4	5	5.0	3	2	1	0	0	9	9.0
1975 SA/ABA	1	30	8-14	571	0-1	-000	7-8	875	2	4	6	8.0	3	2	7	5	5	23	23.0
1976 SA/ABA	1	16	2-11	982	1-2	-500	1-2	500	4	2	6	6.0	3	2	1	0	0	8	8.0
1977 SA/NBA	1	12	0-4	680			0-0	600	0	1	1	1.0	0		1	0	1	0	0.0
1978 SA/NBA	1	18	4-11	360			1-3	330	1	1	2	2.0	1	2	2-0	1	1	9	9.0
TOTALS	5	97	17-50	340	1-4	280	16-17	710	8	12	20	4.6	8	8	7-0	7	7	49	9.8

MIKE GREEN



Center

Height: 6-10

Weight: 200

Experience: 5 Years

How Obtained: 1977 from Seattle for draft choices.

Birthdate: August 6, 1951

Hometown: McComb, Mississippi

Off-Season Residence: Evergreen, Colorado

High School: McComb

College: Louisiana Tech '73

Came to the Spurs in November, 1977, from Seattle . . . originally was NBA fourth player drafted (Seattle) in 1973 . . . signed with Denver of ABA after being drafted first by Indiana . . . played in 1975 ABA all-star game in San Antonio . . . at Louisiana Tech was AP and UPI College Player of the Year as senior . . . played two years in Denver when Doug Moe was assistant coach . . . was major contributor after he got back into swing of San Antonio passing game offense . . . first contest in San Antonio played 16 minutes and grabbed eight rebounds, scored 10 points and had three assists . . . outstanding leaper with great enthusiasm for game . . . combines with Gervin and Kenon to form San Antonio's all-thin team . . . last fourth of season shot near 54 per cent from field . . . is a genuine shot-blocker . . . was in double figures 22 times . . . leader in rebounds seven times off bench . . . best games were four assists, 13 rebounds and 20 points . . . needs 432 points to reach career 5,000 . . . in playoffs started last three games at forward . . . in those averaged 12 points and eight rebounds . . . also averaged three blocks . . .

Yr / Team / League	GP	MIN	2-POINT		3-POINT		REBOUNDS														
			FGM-FGA	PCT	FGM-FGA	PCT	FTM-FTA	PCT	OFF	DEF	TOT	AVG	ASST	PF-DQ	STL	TO	BLK	PTS	AVG		
REGULAR SEASON																					
73-74 / Den / ABA	79	1648	367-799	459	1-2	500	169-226	748											904	11.4	
74-75 / Den / ABA	81	2557	593-1095	542	6-4	000	225-305	738											1411	17.4	
75-76 / Va / ABA	54	1719	385-832	463	1-6	170	154-198	778											924	17.1	
76-77 / Sea / NBA	75	1928	290-858	441			168-235	705	191	312	503	6	120	201-1		45		129	746	9.4	
77-78 / Sea / NBA	9	242	43-87	490			21-31	680	22	33	55	6	10	26-0		6	23	13	107	11.9	
77-78 / SA / NBA	63	1140	195-427	457			86-111	775	108	168	304	4	66	167-1		24	82	87	476	7.6	
77-78 / Totals	72	1382	238-514	463			107-142	754	130	229	359	5	76	193-1		30	105	100	583	8.1	
TOTALS	362	9234	1873-3898	480	2-12	170	821-1106	740	321	541	2714	7	5	443	394-2	75	128	229	4568	12.6	
PLAYOFFS																					
1975 / Den / ABA	13	487	112-225	498	0-1	000	53-68	880											227	21.3	
1978 / SA / NBA	6	174	28-58	483			9-10	500	17	27	44	7	11	21-0		5	8	16	65	10.8	
TOTALS	19	661	140-283	490	0-1	000	62-78	890	17	27	165	8	25	21-0		5	8	16	340	18.0	
ALL-STAR GAMES																					
1975 / Den / ABA	1	18	3-6	500	0-0	000	0-0	000	0	3	3	3	0	0	4-0		0	1	0	6	6.0

LARRY KENON

Forward
 Height: 6-9
 Weight: 215
 Experience: 5 Years
 How Obtained: Trade from New York Nets for Swen Nater, 1975
 Birthdate: December 13, 1952
 Hometown: Birmingham, Alabama
 Off-Season Residence: San Antonio
 High School: Birmingham Ullman
 College: Memphis State '73



Elected to his first NBA all-star game last year . . . was a starter for the East . . . has name in NBA record book with 11 steals in single game . . . tied for 18th in NBA scoring . . . was eighth in free throw shooting . . . over last quarter of season shot near 57 per cent from field . . . season's bests were a career high nine assists, 21 rebounds and 42 points . . . needs 206 points to surpass career 8,000 . . . his career high 43 points came March 27, 1977 against Kansas City . . . was in double figures 77 times . . . led team 10 times in assists, 25 in steals, 45 in rebounds and 21 in scoring . . . scored 20 or more 44 times and 30 or more seven times . . . rebounding was off some last year as first season in career not in double figure boards . . . topped Spurs in minutes, free throw percentage and rebounding . . . played collegiately at Amarillo College then Memphis State for a year . . . led Memphis St. to NCAA finals in 1973 . . . played on 1974 New York Nets ABA title team . . . in 1978 All-Star game he got first eight points in fourth as East came from eight-point deficit to win . . . owns new home in San Antonio . . . travels extensively in off-season . . . involved with San Antonio's Concerned Athletes in Action . . . nickname is Mr. K or just plain "K" . . . best playoff game was 37 points and only three other players topped that . . .

Yr.	Team	League	GP	MIN	2-POINT			3-POINT			REBOUNDS			PF	STL	BLK	PTS	AVG			
					FGM-FGA	PCT	PCT	FGM-FGA	PCT	FTM-FTA	PCT	OFF	DEF						TOT	AVG	ASST
REGULAR SEASON																					
73-74	NY	ABA	84	2908	589-1273	462	0-1	000	156-220	702		962	11.5	112			1334	15.9			
74-75	NY	ABA	84	3165	675-1325	509	1-2	500	217-282	770		900	10.7	122	229	107	1570	18.7			
75-76	SA	ABA	81	2920	646-1243	481	0-1	000	221-283	711	287	802	889	11.0	151	243	173	89	43	1513	18.7
76-77	SA	NBA	78	2936	706-1435	492			293-356	823	282	597	879	11.3	226		190	107	80	1705	21.9
77-78	SA	NBA	81	2869	698-1426	489			276-323	854	245	526	773	9.5	268	278	209-2	115	34	1672	20.6
TOTALS			406	14798	3214-6802	490	1-3	333	1163-1466	790	814	1727	4403	10.8	882	522	801-2	478	127	7807	19.1
PLAYOFFS																					
1974	NY	ABA	14	470	101-204	495	0-0	000	19-31	619		163	11.6	25						221	15.8
1975	NY	ABA	5	199	47-88	534	0-0	000	13-17	765		64	12.8	5	17	10				107	21.4
1976	SA	ABA	7	277	60-126	469	1-3	333	27-30	900	30	50	60	11.4	16	33	18	5	4	150	21.4
1977	SA	NBA	2	79	16-33	485			2-2	1000	3	12	15	7.5	6		3	4	1	34	17.0
1978	SA	NBA	6	200	46-103	447			14-19	737	16	39	55	9.2	22	19	23-0	5	2	106	17.7
TOTALS			34	1225	270-556	490	1-3	333	75-99	760	49	101	377	11.3	74	52	65-1	24	7	616	18.1
ALL-STAR GAMES																					
1974	NY	ABA	1	32	8-12	667	0-0	000	2-3	567	1	5	6	6.0	0	3	1	0	0	18	18.0
1975	NY	ABA	1	16	6-11	545	0-0	000	0-0	300	0	4	4	4.0	1	1	0	0	0	12	12.0
1976	SA	ABA	1	20	5-7	714	0-0	000	0-0	000	2	4	6	6.0	2	2	3	0	0	10	10.0
1978	SA	NBA	1	20	8-15	530			0-0	000	3	1	4	4.0	0	2	0-0	0	0	16	16.0
TOTALS			4	78	27-45	600	0-0	000	2-3	667	6	14	20	5.0	3	6	0-0	0	0	56	14.0

DENNIS LAYTON



Guard
 Height: 6-1
 Weight: 185
 Experience: 5 Years
 How Obtained: Signed as Free Agent, 1977
 Birthdate: December 24, 1948
 Hometown: Newark, New Jersey
 Off-Season Residence: East Orange, New Jersey
 High School: Newark Weequahic
 College: Southern California '71

Dennis is his name but you'll get a quicker answer with "Moe" . . . waived by Knicks during fall camp last year . . . signed November 23 with Spurs after a brief trial . . . first game here against New Jersey got five assists, four points and a block . . . played at Phoenix JC where was all-American . . . then went to Southern Cal and his senior year team was 24-2 . . . drafted in 1971 third by Phoenix and fourth by ABA Utah . . . played two seasons with Suns then waived . . . signed with Portland but waived in December, 1973 . . . sat out year and half before catching on with Knicks for a year . . . started one game against San Antonio in 76-77 and got 20 points to go with 11 assists . . . came here and gave Spurs immediate lift when injuries reduced backcourt to two healthy players . . . earlier on day received call from Spurs had heated discussion with lady friend about ever playing pro ball again, he said no, she said yes . . . last year was his best percentage shooting season ever at 50 per cent . . . playing time fell off with return of Silas from injured list . . . lefthanded . . . best single games were 10 assists, four rebounds and 14 points . . . his career best was 37 points back in 1972 against Cleveland . . . was in double figures seven times last year . . . led Spurs five times in assists . . . after playing time dropped never lost enthusiasm for game and for Spurs . . . spends off-season back in New Jersey working in kids camps there and in New England . . . "quickest" of all Spur guards.

Yr. / Team / League	2-POINT				REBOUNDS												
	GP	MIN	FGM-FTA	PCT	FTM-FTA	PCT	OFF	DEF	TOT	AVG	ASST	FF-DR	STL	TO	BLK	PTS	AVG
REGULAR SEASON																	
81-82 Phoenix ABA	80	1840	304-717	424	129-163	732	164	27	247	219-0						730	9.1
79-80 Phoenix NBA	65	3061	187-484	423	90-119	756	77	12	130	117-2						484	7.4
73-74 Portland NBA	22	327	55-112	491	14-26	491	33	18	51	85-0						128	5.8
76-77 NY NBA	50	765	134-272	484	58-73	705	11	30	41	0-8	154	27-3	21	0	326	6.8	
77-78 SA NBA	41	438	85-168	505	12-13	603	4	28	32	0-8	108	51-0	21	59	4	182	4.4
TOTALS	264	4429	785-1728	450	230-286	750	15	64	303	12	494	529-2	42	59	10	1628	6.1

MARK OLBERDING

Forward

Height: 6-9

Weight: 230

Experience: 3 Years

How Obtained: From San Diego, ABA Dispersal Draft, 1975

Birthdate: April 21, 1956

Hometown: Melrose, Minnesota

Off-Season Residence: San Antonio

High School: Melrose

College: Minnesota '75



Capped season with 24 points including 10 of 15 fielders and eight rebounds in Washington series sixth game . . . now veteran of three years pro ball and his collegiate class has just graduated . . . played one year at Minnesota and was Big Ten Freshman of Year . . . Spurs Bob Bass saw him in 1975 Pan American Games trials . . . drafted first by San Antonio but signed with ABA San Diego . . . came over when Sails sailed . . . on and off starter in three years here . . . at December's end last season became important first man off bench . . . from then on his numbers improved significantly . . . has missed but six games in three years . . . in last 10 regular season games only shot 60 per cent from field . . . best single games last year were seven assists, 12 rebounds and 22 points . . . needs 706 points to reach 3,000 for career . . . single game best was 30 points March 10, 1976 against Kentucky . . . in double figures 28 times last year . . . led in assists three times, four in steals, six in rebounds . . . has sparkling new home in San Antonio for off-season residence . . . does considerable traveling in summertime . . . lover of golf . . . was all-everything at Melrose High School including prep All-American . . .

Yr	Team	League	GP	MIN	2-POINT		3-POINT		REBOUNDS					AVG	ASST	ERR	PF	STL	BLK	PTS	AVG
					FGM	FCA	PCT	FGM	FCA	PCT	FIM	FIA	PCT								
REGULAR SEASON																					
75-76	SD	ABA	11	454	89-144	478	0-0	000	30-43	898	35	70	105	9-6	18	27	52	10	7	188	15.3
75-76	SA	ABA	70	1601	231-463	504	0-0	000	161-204	789	145	276	425	6-1	124	114	197	40	30	627	9.0
76-77	SA	NBA	82	1943	301-598	532			251-316	794	162	287	449	5-3	119		277	35	29	853	10.4
77-78	SA	NBA	79	1773	231-480	481			194-227	811	104	269	373	4-7	131	118	235-1	45	26	646	8.2
TOTALS			242	4177	854-1684	500	0-0	000	626-790	790	488	902	1352	5-8	382	260	761-7	154	92	2294	9.5
PLAYOFFS																					
1976	SA	ABA	7	373	8-15	333	0-0	000	3-6	500	7	15	22	3-3	1	4	16	4	8	13	1.9
1977	SA	NBA	2	42	5-9	556			3-6	500	2	5	7	3-5	2		8	0	1	13	6.5
1978	SA	NBA	6	182	39-51	490			12-15	867	9	21	30	5-0	14	8	20-0	6	6	83	10.5
TOTALS			15	207	55-75	470	0-0	000	19-27	700	16	41	59	3-3	17	12	46-0	16	8	89	5.9

BILLY PAULTZ



Center
 Height: 6-11
 Weight: 240
 Experience: 8 Years
 How Obtained: Trade with New York Nets, 1975
 Birthdate: July 30, 1948
 Hometown: River Edge, New Jersey
 Off-Season Residence: Laguna, California
 High School: River Edge
 College: St. John's '70

Last year was his best shooting season ever both from field and at line . . . since coming to Spurs three years ago has missed but three games . . . holds all club marks in blocked shots . . . working with new contract . . . was NBA eighth best field goal shooter . . . ranked sixth in blocks . . . consistent scorer as has never averaged less than 14.4 or more than 16.7 . . . was center on ABA Nets title team of 1974 . . . played at Cameron JC in Oklahoma before St. John's . . . drafted by ABA Virginia but signed with Nets . . . four times was All-ABA and played in three ABA all-star games . . . in double figures 74 times last year and over 20 16 times . . . led team five times in assists, three in steals, 33 times in rebounding and eight in scoring . . . single game bests were eight assists, 15 rebounds and 29 points . . . needs 787 to reach 11,000 career points . . . over last fifth of season shot 60 per cent from field . . . wife Lisa and Billy spend off-seasons in South Laguna, Calif . . . there is member of titlist three-on-three beach basketball team . . . into backgammon, surfing, racquetball among many other talents . . . investor in New York City Salty Dog restaurants-discos . . . nickname is "Whopper" . . . can deliver big-league one-liners . . . freely admits hard work and determination not talent got him here . . .

Yr.	Team	League	GP	MIN	2-POINT			3-POINT			REBOUNDS					PF	STL	BLK	PTS	AVG					
					FGM	FGA	PCT	FGM	FGA	PCT	FTM	FTA	PCT	OFF	DEF						TOT	AVG	ASST	ERR	
REGULAR SEASON																									
70-71	NY	ABA	83	2758	510	971	525	0-2	000	201	269	747	940	11.3	160				1221	14.7					
71-72	NY	ABA	83	2824	498	1018	489	0-3	000	207	299	692	1035	12.7	128				1203	14.4					
72-73	NY	ABA	81	2800	532	1025	519	0-3	000	287	405	709	1015	12.5	189				1351	16.7					
73-74	NY	ABA	77	2596	519	1050	494	0-1	000	222	308	721	782	10.2	167				1260	16.4					
74-75	NY	ABA	90	2826	524	1077	487	0-3	001	214	286	748	772	9.7	179			273	137	137	1262	16.8			
75-76	SA	ABA	83	2958	566	1152	505	0-1	000	338	322	738	210	652	862	10.4	340	231	21	61	253	1370	16.5		
76-77	SA	NBA	82	2694	521	1102	473			238	320	744	192	495	687	8.4	223		262	55	173	1280	15.6		
77-78	SA	NBA	90	2479	518	979	529			230	306	752	172	503	675	8.4	213	167	223	3	42	194	1268	15.8	
TOTALS				649	21935	4186	8344	500	0-12	000	1837	2515	730	574	1650	8768	10.4	1599	398	988	8	297	757	10213	15.7
PLAYOFFS																									
70-71	NY	ABA	6	259	44	75	587	1-1	1000	30	40	750	90	15.0	18								121	20.2	
71-72	NY	ABA	19	809	150	274	347	0-2	000	57	90	633	288	15.2	29								337	17.7	
72-73	NY	ABA	5	172	34	56	610	0-0	000	27	43	630	95	11.0	10								95	19.0	
73-74	NY	ABA	14	520	81	169	479	0-0	000	45	67	789	132	9.4	26								207	14.8	
74-75	NY	ABA	5	178	29	59	492	0-0	000	12	15	800	45	9.0	11								70	14.0	
75-76	SA	ABA	7	254	43	97	443	0-0	000	35	40	875	15	57	71	10	19	14	29	2	18	121	17.3		
76-77	SA	NBA	2	74	12	24	500			10	13	789	1	16	17	8.5	5		5	2	34	34	17.0		
77-78	SA	NBA	6	191	29	63	460			11	17	647	7	34	41	6.8	14	6	10	0	5	5	69	11.5	
TOTALS				64	2459	422	817	520	1-3	333	227	315	720	23	107	729	11.6	134	20	62	0	19	20	1054	16.5
ALL-STAR GAMES																									
1973	NY	ABA	1	15	1	3	333	0-0	000	1	1	1000	2	3	5	5.0	3	1	2	0	0	3	3.0		
1975	NY	ABA	1	16	2	7	286	0-0	000	0	0	1000	1	3	4	4.0	4	1	2	1	3	4	4.0		
1976	SA	ABA	1	20	4	6	667	0-0	000	2	2	1000	0	2	2	2.0	1	3	1	2	1	10	10.0		
TOTALS				3	53	7	16	428	0-0	000	3	3	1000	3	8	11	3.7	8	5	5	3	4	17	5.7	

JAMES SILAS

Guard

Height: 6-3

Weight: 180

Experience: 6 Years

How Obtained: Dallas signed as Free Agent, 1972

Birthdate: February 11, 1949

Hometown: Tallulah, Louisiana

Off-Season Residence: San Antonio

High School: Tallulah McCall

College: S.F. Austin '72



The NBA absolutely has not seen the real James Silas . . . in his first four years of pro ball missed but eight games . . . then . . . suffered broken ankle in first 1976 ABA playoff game . . . came to camp with NBA Spurs and suffered knee damage in first exhibition game . . . required surgery in November of 1976 . . . has played but 59 games and 667 minutes since . . . showed signs of old Silas toward end of year but had little chance to play self into shape . . . owned almost all Spurs scoring records until the year of Gervin . . . in ABA was all-everything in that league's final days . . . recognized nationally as ABA's finest guard . . . originally drafted by ABA Pittsburgh and NBA Houston . . . cut by Rockets and signed with ABA Dallas . . . led S. F. Austin to three NAIA tournaments . . . was all-NAIA twice . . . Spurs team captain . . . nickname is "Snake" . . . best games last year were three assists, six rebounds and 15 points . . . needs 867 for 8,000 career points . . . career best was 46 points on November 28, 1975 against Denver . . . managed to top Spurs once in steals last year . . . was in double figures five times . . . he and wife Hazel have three sons, Roland, Jamie and Shannon . . . is East Texas land owner . . . has cattle there and on any given day 250,000 chickens . . . has promised to be a major contributor this year.

Yr / Team / League	GP	MIN	2-POINT		3-POINT		REBOUNDS										PF	STL	BLK	PTS	AVG
			FGM-FGA	PCT	FGM-FGA	PCT	FTM-FTA	PCT	OFF	DEF	TOT	AVG	ASST	ERR							
REGULAR SEASON																					
72-73 Dal ABA	78	2417	341-679	502	0-0	000	389-467	833	109	227	336	4.3	244	192	263				1071	13.7	
73-74 SA ABA	84	3096	486-1016	478	0-1	000	369-620	831	83	260	343	4.1	319	220	256	90	8		1321	15.7	
74-75 SA ABA	80	3165	578-1134	510	0-2	000	430-886	885	73	227	310	3.8	388	230	232	111	17		1586	19.3	
75-76 SA ABA	84	3110	718-1381	520	0-2	000	564-647	872	111	224	335	4.0	452	254	264	155	24		2000	23.8	
76-77 SA NBA	22	366	61-142	438			87-107	813	7	25	32	1.5	50		36	13	3		209	9.5	
77-78 SA NBA	37	911	43-97	443			60-73	822	4	19	23	0.6	38	30	29-0	11	1		146	3.9	
TOTALS	387	12397	2207-4449	500	0-5	000	1879-2000	850	387	992	1379	3.8	1501	926	1179-0	380	53		6333	16.4	
PLAYOFFS																					
1974 SA ABA	7	294	49-104	471	0-1	000	26-38	684	8	30	38	5.4	32	21	15	14	1		132	18.9	
1975 SA ABA	5	271	81-87	471	0-0	000	31-40	775	6	12	18	3.0	60	16	27	8	1		113	18.8	
1976 SA ABA	1	26	3-10	300	0-0	000	4-4	1000	2	2	4	4.0	0	2	3	1	0		10	10.0	
1978 SA NBA	3	19	3-10	300			1-2	500	0	0	0	0.0	1	1	1-0	1	0		7	2.3	
TOTALS	17	610	96-211	450	0-1	000	62-84	748	16	44	60	3.6	93	40	46-0	25	2		254	14.9	
ALL-STAR GAMES																					
1975 SA ABA	1	23	5-7	714	0-0	000	11-11	1000	1	2	2	3.0	6	2	3	2	0		21	21.0	
1976 SA ABA	1	23	8-10	800	0-0	000	8-8	1000	0	0	0	0.0	5	3	6	1	0		20	20.0	
TOTALS	2	46	13-17	647	0-0	000	19-19	1000	1	2	2	3.0	10	5	9	3	0		41	20.0	

GLENN MOSLEY



Forward
 Height: 6-8
 Weight: 200
 Experience: One Year
 How Obtained: Signed as Free Agent, 1978
 Birthdate: December 26, 1955
 Hometown: Newark, New Jersey
 Off-Season Residence: Orange, New Jersey
 High School: Newark Irvington Tech
 College: Seton Hall '77

Came to Spurs rookie/free agent camp last summer . . . earned a fall camp invitation . . . in final summer game got 10 boards, 28 points, four blocks . . . drafted number one by Philadelphia in 1977 . . . played but six games there before being waived . . . as a senior at Seton Hall led nation in rebounding at 16.3 a game . . . that was school's second best ever behind Walter Dukes . . . was 14th in national boards as freshman and was leading as sophomore when declared ineligible . . . was senior year Citizens Savings All-American . . . senior team played in both NIT and NCAA tournaments . . . once cut from Irvington High team . . . grew five inches next year to launch career.

NBA STATS

Yr.	Team	GP	MIN	FGM-FGA	PCT	FTM-FTA	PCT	REBS	AVG	ASST	PF	DD	STL	TQ	BLK	PIS	AVG
1977	Phil	6	21	5-13	38.5	3-7	42.9	5	0.8	2	5-0	0	5	0	13	2.2	

FRANKIE SANDERS



Forward
 Height: 6-6
 Weight: 200
 Experience: Rookie
 How Obtained: First Round Draft, 1978
 Birthdate: January 23, 1957
 Hometown: Dayton, Ohio
 Off-Season Residence: Dayton
 High School: Dayton Stivers
 College: Southern '78

Was Spurs' 1978 first round draft choice and 20th choice overall . . . filed as hardship after junior year . . . was nation's sixth leading scorer last year at 27.4 a game . . . averaged 10.5 rebounds . . . Southern was 23-5 for best mark ever . . . was 1975 Associated Press "Mr. Basketball" in Ohio . . . was sophomore NCAA Division II All-American . . . last year was SWAC tournament MVP and was NCAA Division I honorable mention All-American . . . was first prepper in Dayton to average 30 points a game and had 350 scholarship offers . . . has eight brothers and sisters and wants to coach in future . . . legal middle initial is "J." from admiration for Julius Erving.

COLLEGE STATS

YEAR	GP	FGM-FGA	PCT	FTM-FTA	PCT	REBS	AVG	ASST	PIS	AVG
77-78	37	218-404	54.1	108-161	67.0	200	10.6	98	520	13.4

**1976-1977
SPURS**



1977-1978 DAY-BY-DAY

Date	Opp	Score	Record	Attend	Spur/Pts	Spur/Rebs
PRE-SEASON GAMES						
10/1	Houston	L 99-105	0-1	8,031	12/Bristow	7/Paultz
10/2	New Orleans (Bir)	L 96-124	0-2	4,200	21/Kenon	7/Kenon
10/4	New Orleans (PB)	W111-106	1-2	2,470	21/Dampier	9/Paultz
10/6	at Houston	L107-113	1-3	4,112	26/Kenon	10/Olberding
10/8	Denver	W124-114	2-3	7,443	33/Gervin	9/Dietrick
10/11	Phoenix (Tulsa)	W113-108	3-3	3,107	18/Olberding, Bristow	11/Gervin
10/14	Kansas City (Lou)	L111-112	3-4	6,798	25/Olberding	14/Olberding
REGULAR SEASON						
10/19	Boston	W114-109	1-0	10,466	39/Gervin	9/Kenon, Paultz
10/21	at Golden State	L117-122	1-1	9,164	27/Paultz	11/Kenon, Olberding
10/22	at Portland	L115-130	1-2	12,666	26/Gervin	13/Kenon
10/23	at Seattle	W112-94	2-2	10,422	28/Kenon	18/Kenon
10/25	at Los Angeles	L107-109	2-3	9,756	28/Gervin	9/Kenon, Dietrick
10/29	Los Angeles	W129-118	3-3	9,643	36/Kenon	14/Kenon
10/31	at Phoenix	W145-143	4-3	10,030	36/Gervin	15/Kenon
11/1	Golden State	L 97-108	4-4	8,761	22/Gervin	12/Kenon
11/3	Phoenix	L 89-110	4-5	8,294	17/Gervin	14/Paultz
11/5	at Buffalo	W111-101	5-5	7,009	29/Gervin	12/Paultz
11/8	at New York	L117-123	5-6	13,474	35/Gervin	14/Kenon
11/9	at Boston	W129-114	6-6	11,268	27/Kenon	8/Kenon
11/11	at Detroit	W107-104	7-6	8,560	33/Gervin	6/Olberding, Bristow
11/12	Atlanta	W116-99	8-6	8,790	25/Kenon	8/Paultz
11/15	Kansas City	W113-107	9-6	8,251	23/Kenon	9/Kenon
11/17	Buffalo	W111-108	10-6	8,633	30/Kenon	13/Kenon
11/18	at Denver	L 94-105	10-7	15,847	22/Gervin	12/Olberding
11/20	at Phoenix	L112-134	10-8	9,677	23/Gervin	11/Gervin
11/23	New Jersey	W132-119	11-8	8,690	35/Gervin	12/Kenon
11/26	Milwaukee	W129-107	12-8	9,078	26/Gervin	12/Kenon, Paultz
11/29	Philadelphia	L117-129	12-9	10,001	25/Gervin	11/Kenon, Paultz
11/30	at Washington	L105-116	12-10	7,092	20/Gervin	13/Kenon
12/1	New York	W120-116	13-10	8,112	29/Gervin	13/Kenon
12/3	New Orleans	W133-118	14-10	9,411	25/Gervin	12/Kenon
12/7	at New Jersey	W125-122	15-10	2,637	38/Gervin	13/Kenon
12/9	at Philadelphia	L116-120	15-11	17,126	25/Kenon	11/Kenon
12/10	at Chicago	L119-121	15-12	15,483	30/Kenon	8/Kenon
12/14	Chicago	W116-108	16-12	8,447	24/Gervin	9/Olberding
12/16	at Atlanta	L 99-115	16-13	4,097	24/Paultz	9/Paultz
12/20	Detroit	L117-118	16-14	8,107	32/Gervin	7/Paultz
12/21	at Milwaukee	L 92-116	16-15	9,569	16/Gervin, Kenon	12/Kenon
12/23	Houston	W107-101	17-15	9,155	25/Gervin	9/Kenon
12/25	at New Orleans	W115-105	18-15	10,367	31/Gervin	10/Paultz
12/27	Indiana	L 89-96	18-16	9,331	25/Gervin	10/Paultz, Gervin
12/30	Cleveland	W122-101	19-16	9,189	29/Gervin	12/Paultz
1/4	Denver	L114-119	19-17	9,606	36/Gervin	7/Kenon
1/6	at New Jersey	W110-105	20-17	4,126	25/Gervin	10/Paultz
1/7	at Cleveland	W109-107 (OT)	21-17	13,720	30/Kenon	13/Kenon
1/11	Milwaukee	W130-106	22-17	8,967	24/Kenon	13/Kenon, Green

1977-1978 DAY-BY-DAY

Date	Opp	Score	Record	Attend	Spur/Pts	Spur/Rebs
1/13	at Atlanta	W 98-92	23-17	6,350	37/Gervin	21/Kenon
1/14	at Houston	L 93-104	23-18	11,163	25/Gervin	12/Kenon
1/17	Seattle	W119-113	24-18	8,677	36/Gervin	14/Paultz
1/18	at Indiana	W109-96	25-18	9,873	23/Gervin	13/Paultz
1/20	Indiana	W112-82	26-18	9,803	19/Bristow	7/Olberding, Green
1/22	Portland	W106-95	27-18	11,489	34/Gervin	11/Paultz
1/25	Boston	W113-103	28-18	10,381	37/Gervin	17/Kenon
1/29	at Kansas City	W127-113	29-18	8,227	42/Gervin	9/Kenon, Paultz
1/31	Washington	W129-109	30-18	9,000	33/Gervin	12/Kenon
2/2	New York	W123-113	31-18	7,999	42/Kenon	8/Kenon
2/3	at Chicago	L107-110	31-19	14,119	37/Gervin	9/Paultz
2/9	Houston	W104-94	32-19	7,999	29/Paultz	12/Kenon
2/10	at Houston	W125-114	33-19	11,119	35/Gervin	7/Paultz, Gervin
2/11	at Golden State	W131-122 (OT)	34-19	13,237	37/Gervin	14/Paultz
2/14	at Los Angeles	L114-128	34-20	13,254	29/Gervin	11/Kenon
2/17	at Philadelphia	L116-125	34-21	18,276	30/Gervin	12/Paultz
2/18	Chicago	W124-103	35-21	9,000	37/Gervin	12/Paultz, Kenon
2/21	Portland	L114-118(OT)	35-22	9,100	22/Paultz	10/Paultz
2/23	Atlanta	W118-105	36-22	9,000	23/Gervin	8/Piltz, Gervin, Grn.
2/25	Cleveland	W112-108	37-22	9,100	36/Gervin	12/Kenon
2/28	at New York	L123-138	37-23	12,938	27/Paultz	13/Green
3/1	at Washington	L110-125	37-24	8,425	34/Gervin	11/Paultz
3/2	Buffalo	W128-107	38-24	8,297	27/Gervin	8/Kenon, Green
3/5	New Orleans	W 98-97	39-24	9,081	28/Kenon	11/Paultz
3/7	New Jersey	W129-98	40-24	9,011	27/Kenon	10/Dietrick, Kenon
3/8	Seattle	L 94-95	40-25	9,113	41/Gervin	13/Kenon
3/11	Washington	W116-101	41-25	9,465	33/Gervin	15/Kenon
3/14	at Buffalo	L115-123	41-26	5,029	33/Gervin	10/Paultz
3/15	at Detroit	W135-106	42-26	6,206	28/Gervin	9/Gervin
3/17	at Portland	W118-99	43-26	12,666	26/Kenon	10/Kenon
3/19	at Seattle	L 98-116	43-27	14,098	18/Paultz, Gervin	9/Paultz
3/21	Los Angeles	W109-105	44-27	9,712	20/Paultz	13/Paultz
3/23	Denver	W123-106	45-27	9,334	29/Kenon	11/Paultz
3/25	at Kansas City	W132-130	46-27	6,954	40/Gervin	7/Kenon, Paultz
3/28	Golden State	L 94-108	46-28	9,363	24/Kenon	13/Dietrick
3/29	at Indiana	W106-91	47-28	10,548	20/Paultz, Gervin	13/Gervin
3/30	at Cleveland	W 99-95	48-28	14,976	28/Gervin	15/Paultz
3/31	at Boston	W120-117	49-28	13,584	32/Kenon	10/Kenon
4/2	Philadelphia	W111-107	50-28	9,505	20/Kenon, Gervin	14/Kenon
4/4	Phoenix	W125-119	51-28	9,112	29/Kenon	14/Kenon
4/6	Kansas City	W123-116	52-28	9,234	25/Kenon	10/Kenon, Green
4/7	at Milwaukee	L102-108	52-29	10,938	22/Gervin	9/Green
4/9	at New Orleans	L132-153	52-30	8,336	63/Gervin	8/Paultz

PLAYOFFS

4/16	Washington	W114-103	1-0	9,669	35/Gervin	9/Kenon
4/18	Washington	L117-121	1-1	9,871	46/Gervin	8/Kenon
4/21	at Washington	L105-118	1-2	17,417	37/Kenon	8/Kenon, Paultz
4/23	at Washington	L 95-98	1-3	13,549	35/Gervin	8/Paultz
4/25	Washington	W116-105	2-3	9,709	27/Gervin	14/Kenon
4/28	at Washington	L100-103	2-4	19,035	24/Olberding	9/Green, Paultz

1977-1978 IN REVIEW

JUNE, 1977 — First week of June saw club reach record \$1 million in season ticket renewals. Spurs participated in first NBA draft . . . named 7-0 Jeff Wilkins on second round. June 27 saw roof of HemisFair Arena begin moving upward 33 feet to make room for 6,000 more seats.

JULY, 1977 — Conducted a "walk-on" camp . . . nearly 100 showed up. Same week invitational camp conducted with six draft choices and nine free agents including three from walk-on camp. Jeff Wilkins signs . . . Spurs announce seven-game pre-season slate . . . includes first-ever Arena doubleheader. Fall camp roster of 19 players announced . . . 11 vets, three draftees, five free agents. Season ticket sales jump to \$1.2 million.

AUGUST, 1977 — NBA announced its schedule . . . Spurs open at home against Boston. Sears Roebuck and Co. joins Spurs . . . giving 10 ticket outlets in South Texas. Fall camp set for September 21.

SEPTEMBER, 1977 — Lone Star Brewing Co. is newest major sponsor . . . and Coach Doug Moe said team would work on defense, test some injuries to veterans, and look for bench strength. George Karl on injured reserve list second day of camp . . . 18 on hand for training. HOTSHOT returns for second year . . . George Gervin sprained an ankle and would miss four contests. Free agents Rick Bullock and Carl Gerlach waived.

OCTOBER, 1977 — Eleven vets, three draftees and two free agents on hand for opening pre-season game. Free agents Calvin Bruton and Jim Bostic waived as was draftee Dan Henderson (3rd round). Spurs go 3-4 in pre-season. Jeff Wilkins waived . . . veteran Jim Eakins signs at mid-month. Veteran Henry Ward waived . . . won opening night over Boston (1st time ever) . . . Louie Dampier only remaining original from ABA 1967 season. George Gervin got 39 against Boston.

NOVEMBER, 1977 — San Antonio went 8-7 for month . . . 12-10 for year. Four Spurs — Gervin, Kenon, Paultz, Silas — on NBA all-star ballot. James Silas back on injured list with knee problems . . . when arbitrator ruled 11-man rosters George Karl back on injured list with his bad knee. Mike Green arrived November 12 from Seattle for two second round draft choices. Same night Spurs wore new white home uniforms . . . whipped Atlanta by 17. Jim Eakins waived . . . Mike Gale suffered ankle sprain . . . Moe Layton comes in for trial and subsequently signed. Scott Sims waived . . . George Karl reactivated.

DECEMBER, 1977 — George Gervin still averaging 27 points . . . second in league. Coby Dietrick becomes starter at forward and Mike Gale returns to starting lineup same night . . . team wins three of last four in December to begin streak. Gervin in battle for Seagram's lead . . . and Spurs have won seven road games. Gervin, Paultz and Kenon all among all-star leaders . . . team third in Central. Mid-month team lost three in a row . . . year's longest string. Go 8-7 for month.

JANUARY, 1978 — Spurs second in Central behind Washington. Counting three of four at December's end Spurs win 18 of 22 and take over Central lead on January 20 . . . never to relinquish it. Streak includes record tying eight in a row. James Silas returns to active roster . . . George Karl deactivated and roster set for year. George Gervin reached 1,000 points in only 38 games . . . Larry Kenon and Gervin named East team all-star starters. Coby Dietrick suffered back injury and missed January 11th game . . . his first miss since January 10, 1976 . . . 169 straight. Team is 11-2 for January . . . 12-12 on road for year . . . three and one-half games ahead of Washington in Central.

FEBRUARY, 1978 — Chicago ended eight-game win streak . . . February 5th all-star game in Atlanta with Gervin and Kenon making history as starters. Gervin still averaging 27 points . . . second in league . . . leads Seagram's competition. Spurs are 7-5 for month . . . February 7th saw first-ever postponed game in South Texas . . . Nets snowbound on East Coast. Spurs lead Washington by six . . . Gervin had double-figures games snapped at 53 . . . he averaged 33.6 in next five contests. Gervin hit 17 of 18 fielders against Chicago in only three quarters.

MARCH, 1978 — Spurs won March 7th makeup game against Nets . . . 12-5 for month. Won three in row on road at month's end including 99-95 in Cleveland to capture Central title. Playoff tickets go on sale. March 8 and 10 . . . Seattle wins back-to-back games in Texas . . . first to do so after 79 others lost both or split. Billy Paultz lost consecutive game string with a blocked shot at 50 . . . in 73rd game against Kansas City Gervin surpassed 2,000 points for club record . . . and took over NBA scoring lead. Spurs win in Boston for record-tying 20th road victory . . . Central lead is eight over Washington. Paultz surpassed 10,000 career points in Portland . . . thousands greet Spurs on arrival home after winning title . . . airport temporarily shut down.

APRIL, 1978 — Sunday . . . April 2 . . . Central winner San Antonio hosts Atlantic winner Philadelphia before CBS cameras. Blackout lifted for first time ever . . . Spurs win by four. Three home wins in April give 52 on year . . . a club mark . . . and 32 at home times another mark. Lose last two games . . . 3-2 for month and 52-30 for season. Final game in New Orleans Superdome . . . Gervin gets 63 points for club mark and league scoring title. Same game . . . Louie Dampier becomes 29th player to surpass 15,000 pro points. In that game . . . Gervin set or tied 17 club marks. Gervin is first team all-pro by SPORTING NEWS and BASKETBALL WEEKLY . . . wins Seagram's Seven Crowns title . . . named CBS MVP. Playoffs open against Washington . . . lose series in Washington 4-2. George Karl named assistant coach . . . ending five-year playing career.

MAY, 1978 — Season ticket renewals begin . . . quickly surpass \$1 million. Doug Moe third in coach-of-year balloting . . . Angelo Drossos named NBA Executive-of-Year (during June meetings).

1977-1978 GEORGE GERVIN

NBA SCORING CHAMPION He won the league's scoring title with a 27.22 average. That included a San Antonio franchise record 63 points on the final night of the season after leading or being second most of the year.

NBA ALL-PRO In balloting conducted by the NBA from among media persons in each league city, he was named to the first team as the highest vote-getting guard, and with the second highest vote total of all players.

MVP RUNNERUP In balloting from among his peer group, the players, Gervin received 80.5 votes compared to the 96 given to winner Bill Walton of Portland. Denver's David Thompson was third with only 28 votes.

SEAGRAM'S SEVEN CROWNS He received the Seagram's Seven Crowns of Sport award of \$10,000 as the most "proficient and consistent player" in the NBA for the year. With a score of 100 being perfect, Gervin outdistanced the field with his computerized mark of 78.30.

CBS/CHEVROLET MVP He received the CBS/Chevrolet Most Valuable Player award as voted by personnel from the television network. After each game aired by CBS during the season, a player-of-the-game was chosen. From among those winners, the yearlong MVP was named.

SPORTING NEWS Gervin was named first team all-pro by the prestigious publication THE SPORTING NEWS. He also was runnerup to Bill Walton in the Most Valuable Player balloting in the vote taken from among the NBA players.

BASKETBALL DIGEST This publication also named Gervin to it's first team all-pro, and in a feature article proclaimed him as the league's top guard.

MOST POPULAR PLAYER For the third year in a row, Gervin was named the Spurs Most Popular Player. This season the vote from among the fans was sponsored by the San Antonio LIGHT newspaper, and the Lone Star Brewing Co.

FRANCHISE RECORDS Over the course of the 1977-1978 season, Gervin set or tied 23 franchise marks. In the club's 10-year history, this was the most severe rewriting of the book by a single player in a single season.

SUPER STARS At season's end, Gervin was invited to participate in the 1978 version of television's Super Stars competition. Gervin is the first San Antonio player to be invited.

APRIL 9, 1978 at New Orleans
New Orleans 153, San Antonio 132

MIN	FGM-FGA	FTM-FTA	OFF	DEF	TOT	ASST	PF	STL	TO	BLK	PTS
33	23-49	17-20	2	0	2	1	3	2	6	1	63

77-78 SPURS STATISTICS

SAN ANTONIO SPURS FINAL STATISTICS

AVG	PLAYER	GP	MIN-AVG	FGM-FGA	PCT	FTM-FTA	PCT	REBOUNDS					PF-DQ	STL	TO	BLK	PTS	HI
								OFF	DEF	TOT	AVG	ASST						
27.2	Gervin	82	2857-35	864-1611	.536	504-607	.830	118	302	420	5.1	302	255-3	136	306	110	2232	63
20.6	Kenon	81	2869-35	698-1426	.489	276-323	.854	245	528	773	9.5	268	209-2	115	279	24	1672	42
15.8	Paultz	80	2479-31	518-979	.529	230-306	.752	172	503	675	8.4	213	222-3	42	167	194	1266	29
9.1	Gale	70	2091-30	275-581	.473	87-100	.870	57	166	223	3.2	376	170-2	159	176	25	637	22
9.1	Dampier	82	2037-25	336-660	.509	76-101	.752	24	98	122	1.5	285	84-0	87	95	13	748	21
8.2	Olbarding	79	1773-22	231-480	.481	184-227	.811	104	269	373	4.7	131	235-1	45	118	26	646	22
8.1	Bristow	82	1481-18	257-538	.478	152-208	.731	99	158	257	3.1	194	150-0	69	146	4	666	27
7.6	Green (SA)	63	1140-18	195-427	.457	86-111	.775	108	196	304	4.8	66	167-1	24	82	87	476	14
8.1	Season	72	1382-19	238-514	.463	107-142	.754	130	229	359	5.0	76	193-1	30	105	100	583	20
7.5	Dietrick	79	1876-24	250-543	.460	89-114	.781	73	285	358	4.5	217	231-4	81	144	55	589	18
4.4	Layton	41	498-12	85-168	.506	12-13	.923	4	28	32	0.8	108	51-0	21	59	4	182	14
3.9	Silas	37	311-8	43-97	.443	60-73	.822	4	19	23	0.6	38	29-0	11	30	1	146	15
1.5	Karl	4	30-8	2-6	.333	2-2	1.000	0	5	5	1.2	5	6-0	1	4	0	6	4
4.3	Others (2)	28	346-12	40-78	.513	39-49	.796	22	37	59	2.1	37	62-0	6	43	10	119	
114.5	SPURS	82		3794-7594	.500	1797-2234	.804	1030	2594	3624	44.2	2240	1871-16	797	1665	553	9385	145
111.1	OPPONENTS	82		3808-8063	.472	1494-1996	.748	1345	2576	3921	47.8	2145	2059-25	837	1667	379	9110	153
HOME RECORD: 32-9																		
ROAD RECORD: 20-21																		
TOTAL: 52-30																		
HOME ATTENDANCE: 373,707																		
AVG: 9,115																		
ROAD ATTENDANCE: 432,406																		
AVG: 10,546																		
VS. CENTRAL: 15-5																		
VS. ATLANTIC: 14-6																		
VS. MIDWEST: 14-8																		
VS. PACIFIC: 9-11																		

1978 SPURS PLAYOFFS

SAN ANTONIO SPURS 1978 PLAYOFF STATISTICS

AVG	PLAYER	GP	MIN-AVG	FGM-FGA	PCT	FTM-FTA	PCT	REBOUNDS					PF-DQ	STL	TO	BLK	PTS	HI
								OFF	DEF	TOT	AVG	ASST						
33.2	Gervin	6	227-38	78-142	.549	43-56	.768	11	23	34	5.7	19	23-0	6	19	16	199	46
17.7	Kenon	6	200-33	46-103	.447	14-19	.737	16	39	55	9.2	22	23-0	5	19	2	106	37
11.5	Paultz	6	191-32	29-63	.460	11-17	.647	7	34	41	6.8	14	10-0	5	6	5	69	17
10.8	Green	6	174-29	28-58	.483	9-10	.900	17	27	44	7.3	11	21-0	5	8	16	65	18
10.5	Olbarding	6	152-25	25-51	.490	13-15	.867	9	21	30	5.0	14	23-0	6	8	6	63	24
8.7	Gale	6	201-34	25-56	.446	2-4	.500	7	18	25	4.2	31	15-0	7	17	4	52	13
5.8	Dampier	6	129-22	17-37	.459	1-4	.250	1	6	7	1.2	15	7-0	4	4	2	35	9
4.8	Dietrick	6	96-16	14-27	.519	1-2	.500	8	17	25	4.2	4	18-1	5	9	5	29	10
4.4	Bristow	5	51-10	9-15	.600	4-6	.667	4	7	11	2.2	7	10-0	2	5	0	22	11
2.3	Silas	3	19-6	3-10	.300	1-2	.500	0	0	0	0.0	1	1-0	1	1	0	7	4
	Layton	Did Not Play																
107.8	SPURS	6		274-562	.488	99-135	.733	80	192	272	45.3	138	151-1	46	96	56	647	117
108.0	BULLETS	6		275-574	.479	98-151	.649	90	187	277	46.2	148	146-2	51	89	25	648	121

RESULTS: 4/16 San Antonio 114, Washington 103, at SA
 4/18 Washington 121, San Antonio 117, at SA
 4/21 Washington 118, San Antonio 105, at Wash
 4/23 Washington 98, San Antonio 95, at Wash
 4/25 San Antonio 116, Washington 105, at SA
 4/28 Washington 103, San Antonio 100, at Wash

77-78 SPURS INDIVIDUALS

SINGLE GAME BESTS

PLAYER	REGULAR SEASON HIGH'S						PLAYOFFS					
	1977-1978			CAREER			1978			CAREER		
	ASST	REBS	PTS	ASST	REBS	PTS	ASST	REBS	PTS	ASST	REBS	PTS
Allan Bristow	7	11	27	9	13	27	3	6	11	7	6	19
Louie Dampier	10	5	21	18	11	55	3	4	9	18	7	33
Coby Dietrick	8	13	18	10	21	24	1	5	10	6	11	20
Mike Gale	12	9	22	13	11	24	9	5	13	13	9	22
George Gervin	11	13	63	11	18	63	5	7	46	5	23	46
Mike Green	4	13	20	6	17	31	3	9	14	3	19	32
Larry Kenon	9	21	42	9	22	43	6	9	37	6	20	37
Moe Layton	10	4	14	12	5	37	0	0	0	0	0	0
Mark Olberding	7	12	22	7	17	30	4	8	24	4	8	24
Billy Paultz	8	15	29	13	33	38	6	9	17	6	24	33
James Silas	3	6	15	15	15	46	1	0	4	13	9	39

DOUBLE FIGURES

10 PLUS	20 PLUS	30 PLUS	40 PLUS	50 PLUS	60 PLUS
Gervin 82	Gervin 69	Gervin 28	Gervin 4	Gervin 1	Gervin 1
Kenon 77	Kenon 44	Kenon 7	Kenon 1		
Paultz 74	Paultz 16				
Gale 34	Gale 2				
Dampier 34	Bristow 2				
Bristow 30	Dampier 1				
Olberding 28	Olberding 1				
Dietrick 26					
Green 22					
Layton 7					
Silas 5					

TIMES LED TEAM

ASSISTS	STEALS	REBOUNDS	POINTS
Gale 36	Gale 33	Kenon 45	Gervin 56
Gervin 16	Kenon 25	Paultz 33	Kenon 21
Dampier 13	Gervin 22	Green 7	Paultz 8
Kenon 10	Dampier 16	Olberding 6	Bristow 1
Dietrick 9	Dietrick 9	Gervin 5	
Bristow 6	Bristow 7	Dietrick 3	
Paultz 5	Olberding 4	Bristow 1	
Layton 5	Paultz 3		
Olberding 3	Silas 1		

AFTER 1977-1978

PLAYER	YEARS	POINTS	NEEDS	TO REACH
Louie Dampier	11	15,002	998	16,000
Billy Paultz	8	10,213	787	11,000
George Gervin	6	10,014	986	11,000
Larry Kenon	5	7,794	206	8,000
James Silas	6	7,133	867	8,000
Mike Green	5	4,568	432	5,000
Mike Gale	7	4,311	689	5,000
Coby Dietrick	8	3,507	493	4,000
Allan Bristow	5	2,635	365	3,000
Mark Olberding	3	2,294	706	3,000
Moe Layton	5	1,826	174	2,000

77-78 SERIES MONTH-DAYS

SERIES BY DIVISIONS

CENTRAL TEAM	HOME W-L	AWAY W-L	TOTAL W-L
Atlanta	2-0	1-1	3-1
Cleveland	2-0	2-0	4-0
Houston	2-0	1-1	3-1
New Orleans	2-0	1-1	3-1
Washington	2-0	0-2	2-2
	10-0	5-5	15-5

MIDWEST TEAM	HOME W-L	AWAY W-L	TOTAL W-L
Chicago	2-0	0-2	2-2
Denver	1-1	0-1	1-2
Detroit	0-1	2-0	2-1
Indiana	1-1	2-0	3-1
Kansas City	2-0	2-0	4-0
Milwaukee	2-0	0-2	2-2
	8-3	6-5	14-8

ATLANTIC TEAM	HOME W-L	AWAY W-L	TOTAL W-L
Boston	2-0	2-0	4-0
Buffalo	2-0	1-1	3-1
New Jersey	2-0	2-0	4-0
New York	2-0	0-2	2-2
Philadelphia	1-1	0-2	1-3
	9-1	5-5	14-6

PACIFIC TEAM	HOME W-L	AWAY W-L	TOTAL W-L
Golden State	0-2	1-1	1-3
Los Angeles	2-0	0-2	2-2
Phoenix	1-1	1-1	2-2
Portland	1-1	1-1	2-2
Seattle	1-1	1-1	2-2
	5-5	4-6	9-11

EASTERN CONFERENCE — Home 19-1
Away 10-10
Total 29-11

WESTERN CONFERENCE — Home 13-8
Away 10-11
Total 23-19

MONTHLY AT HOME

MONTH	HOME W-L	ALL GAMES	HOME ATTEND	ATTEND AVERAGE	LARGEST CROWD
October	2-0	4-3	20,109	10,055	10,466 vs. Boston
November	5-3	8-7	70,498	8,812	10,001 vs. Philadelphia
December	5-2	7-6	61,752	8,822	9,411 vs. New Orleans
January	6-1	11-2	67,923	9,703	11,489 vs. Portland
February	5-1	7-5	52,198	8,700	9,100 twice
March	6-2	12-5	73,376	9,172	9,712 vs. Los Angeles
April	3-0	3-2	27,851	9,284	9,505 vs. Philadelphia
TOTALS	32-9	52-30	373,707	9,115	11,489 vs. Portland
PLAYOFFS	2-1	2-4	29,249	9,750	9,871 vs. Washington
GRAND TOTALS	34-10	54-34	402,956	9,158	11,489 vs. Portland

WON-LOST BY DAYS

DAY OF WEEK	WON	LOST	PCT.
Sunday	7	4	.640
Monday	1	0	1.000
Tuesday	7	12	.370
Wednesday	10	5	.667
Thursday	9	1	.900
Friday	9	9	.500
Saturday	11	3	.790

SPURS IN NBA WINNING MARGINS

SPURS IN THE NBA

INDIVIDUALS

SCORING: 1) G. GERVIN, SA, 27.22
18) L. KENON, SA, 20.6

FG PCT: 1) B. JONES, DEN, .578
7) G. GERVIN, SA, .536
8) B. PAULTZ, SA, .529

FT PCT: 1) R. BARRY, GS, .924
8) L. KENON, SA, .854

BLOCKS: 1) G. JOHNSON, NJ, 3.38
5) B. PAULTZ, SA, 2.43

STEALS: 1) R. LEE, PHO, 2.74
4) M. GALE, SA, 2.27

TEAM

SCORING: 1) Philadelphia, 114.7
2) SAN ANTONIO, 114.5

FG PCT: 1) SAN ANTONIO, .500

FT PCT: 1) SAN ANTONIO, .804

REBOUNDS: 1) New Orleans, 51.4
20) SAN ANTONIO, 44.2

BLOCKS: 1) New Jersey, 631
2) SAN ANTONIO, 553

ASSISTS: 1) New York, 2338
Phoenix, 2338

4) SAN ANTONIO, 2240

STEALS: 1) Phoenix, 1059
13) SAN ANTONIO, 797

ALL-TIME WINNING MARGINS

OPPONENT	SPURS VICTORY	SPURS LOSS
Atlanta	17 (116-99) 11/17/77 at San Antonio	16 (99-115) 12/16/77 at Atlanta
Boston	15 (129-114) 11/9/77 at Boston	15 (105-120) 4/9/77 at Hartford
Buffalo	33 (142-109) 1/3/77 at San Antonio	8 (115-123) 3/14/78 at Buffalo
Chicago	21 (124-103) 2/18/78 at San Antonio	22 (89-111) 2/8/77 at Chicago
Cleveland	21 (122-101) 12/30/77 at San Antonio	5 (89-94) 3/19/77 at Cleveland
Denver	17 (123-106) 3/23/78 at San Antonio	25 (120-145) 1/22/77 at Denver
Detroit	29 (135-106) 3/15/78 at Detroit	5 (97-102) 3/13/77 at San Antonio
Golden State	9 (131-122 OT) 2/11/78 at Golden State	14 (94-108) 3/28/78 at San Antonio
Houston	11 (125-114) 2/10/78 at Houston	14 (99-113) 2/17/77 at San Antonio
Indiana	30 (112-82) 1/20/78 at San Antonio	16 (97-113) 11/3/76 at Indiana
Kansas City	25 (129-104) 11/18/76 at San Antonio	28 (102-130) 10/29/76 at Kansas City
Los Angeles	32 (135-103) 2/22/77 at San Antonio	14 (114-128) 2/14/78 at Los Angeles
Milwaukee	24 (130-106) 1/11/78 at San Antonio	24 (92-116) 12/21/77 at Milwaukee
New Jersey	31 (129-98) 3/7/78 at San Antonio	8 (91-99) 11/24/76 at New Jersey
New Orleans	20 (129-109) 2/20/77 at San Antonio	21 (132-153) 4/9/78 at New Orleans
New York	23 (119-96) 2/6/77 at San Antonio	19 (98-117) 10/23/76 at New York
Philadelphia	22 (131-109) 4/6/77 at San Antonio	12 (117-129) 11/29/77 at San Antonio
Phoenix	9 (115-106) 10/27/76 at San Antonio	22 (112-134) 11/20/77 at Phoenix
Portland	19 (118-99) 3/17/78 at Portland	37 (113-150) 1/9/77 at Portland
Seattle	24 (138-114) 11/9/76 at San Antonio	18 (98-116) 3/19/78 at Seattle
Washington	20 (129-109) 1/31/78 at San Antonio	19 (116-135) 3/20/77 at Washington

FRANCHISE HISTORY



FRANCHISE HISTORY

THE DALLAS YEARS

1967-1968

Ancestor of the San Antonio Spurs was the Dallas Chaparrals, one of 11 teams that opened play in the American Basketball Association's inaugural season of 1967-1968. Former NBA star Cliff Hagan was the player-coach. Hagan guided Dallas to a 46-32 record, through the first round of the playoffs, and finally to a losing effort against New Orleans in the ABA Western Division finals. Opening night starters for Dallas were guards Bob Verga and Charlie Beasley, forwards John Beasley and Hagan, and center Bob Wilson. Cincy Powell was to replace Wilson by mid-year, and the loss of Verga to the military after 38 games would bring Maurice "Toothpick" McHartley to Dallas. Hagan was pro coach of the year in Texas; Max Williams, the former SMU star was the club's general manager.

1968-1969

Once more the Chaparrals were competitive, but would lose again to New Orleans in the playoffs after finishing with a 42-36 record. Two little-noticed draft choices, Ron Boone (8th round) and Glen Combs (5th round) were on their way to league stardom by season's end. Cincy Powell was becoming one of the league's toughest forwards, and John Beasley, the team's leading scorer, was named the MVP of the league's second All-Star Game in Louisville. Crowds remained modest but the team seemed to be gaining a foothold in Dallas.

1969-1970

The third edition of the Chaparrals was probably the best of the Dallas years. Glen Combs and Ron Boone gave the Chaps a potent backcourt while up front Manny Leaks, John Beasley and Cincy Powell were proving to be a high-scoring, good-rebounding threesome. The team seemed headed toward the finals of the playoffs but were upset in the first round by Los Angeles, coached by Bill Sharman. Cliff Hagan was fired after a 22-21 start. General Manager Max Williams took over the coaching reins and the club quickly reeled off a franchise record eight straight wins. Combs set a club season scoring record by averaging 22 points a game, and became the club's and one of the league's premier three-point shooters. Attendance remained the club's foremost problem, but prospects were bright with a young team that seemed to be one of the best in the league.

1970-1971

One Dallas investor commented about this year, "we couldn't have done more damage if we had set out deliberately to sabotage the franchise." The team became the Texas Chaparrals and played "home" games in Dallas, Fort Worth and Lubbock. Dallas interest dwindled and there was little support in the other cities. All momentum was gone. Cincy Powell went to Kentucky for Gene Moore in the summer and the teams tumbled to a 5-13 mark early-on. Max Williams resigned at Thanksgiving and assistant Bill Blakely took over. In January Ron Boone and Glen Combs went to Utah for Wayne Hightower and Donnie Freeman, and Manny Leaks went to the Nets for two injured players. With only Freeman helping, the Chaps made the playoffs but lost to Utah and Boone and Combs. Both GM Williams and Coach Blakely were dismissed; Bob Briner came from World Team Tennis to be GM.

1971-1972

The Texas Chaparrals became the Dallas Chaparrals once more, and a high-priced campaign was launched to recapture identity and interest in Dallas. Tom Nissalke signed on as coach after being an assistant in Milwaukee. . . . the franchise hosted its first-ever NBA-ABA exhibition game in September . . . and 7,800 paid the largest gate in the franchise's history to see that game. A dismal start including 11 straight road losses dulled the glitter. Concern for the future arose after the Chaps lost again in four straight to Utah in the playoffs. The bright spots included Nissalke being named coach of the year after the team won 26 of its last 42 games, and Donnie Freeman scored 20 or better in 38 straight games.

1972-1973

Before this season started, Nissalke jumped to the NBA Seattle Supersonics, and Babe McCarthy became the coach. Donnie Freeman, in a trade criticized by Dallas media, was gone, having been traded to Indiana for center Bob Netolicky. By mid-season the Dallas owners agreed to sell the team to a syndicate which intended to relocate the team in New Jersey. The deal fell through even after league approval, but by now it was apparent the Chaps were finished in Dallas. McCarthy, unsettled by the New Jersey announcement, resigned and moved to the University of Georgia. Assistant Coach Dave Brown finished out the year, and for the first time the club failed to make the playoffs, winning only 28 games and a mere eight contests on the road. Shortly after the season ended, the Dallas owners struck a unique deal with a San Antonio group, led by Angelo Drossos and B. J. "Red" McCombs. The franchise was "leased" to the Alamo City group for three years, with an option to buy in the third year. The team moved south and the San Antonio Spurs were born.



**EYEWITNESS
NEWS** 5:00-6:00-10:00

5
KENS TV



FRANCHISE HISTORY

THE SAN ANTONIO YEARS

1973-1974

Most observers said the Spurs would have little success upon their move from Dallas, especially when attendance fell as low as 1,700 for an October game. By mid-November, the club had started its rise. Swen Nater came from Virginia for a reported \$300,000 and on November 11, with Nater in the lineup, the Spurs beat Kentucky before a sellout 10,146. Thereafter, attendance pushed 9,000 and the investors brought in George Gervin from Virginia. Angelo Drossos negotiated the outright purchase of the club from the Dallas group. Tom Nissalke had returned to coach the team, and the Spurs were 45-39 on the year and in the playoffs. Indiana beat the Spurs in seven games and the team averaged 6,800 for the year. Jack Ankersen was ABA executive-of-the-year and Nater was rookie-of-the-year. Only James Silas, Coby Dietrick and Rich Jones remained from the Dallas days.

1974-1975

Two events, only one scheduled, marked the second year. Tom Nissalke was fired on December 13. New Coach Bob Bass and the team recovered nicely to win a club record 51 games. James Silas and George Gervin became authentic superstars. The second major event was the Spurs hosting the ABA all-star game in January, San Antonio's first national sports exposure. The Spurs were upset in the playoffs by Indiana, but more than 330,000 fans paid to see the team play. John Begzos became general manager, and Angelo Drossos was elected ABA vice president.

1975-1976

A stunning series of player deals in the off-season first brought Larry Kenon from the Nets for Swen Nater. Mike Gale came in a related purchase. Then Billy Paultz came in exchange for Rich Jones, Chuck Terry, Bobby Warren and Kim Hughes. Only James Silas, George Gervin, Coby Dietrick and George Karl remained from the previous year. The Spurs won another 50 games, and Silas was All-ABA. Attendance topped the 8,000 average mark. In the playoffs, Silas suffered a broken ankle in the first game, Gervin played with a broken right wrist, and the eventual champion Nets beat the Spurs in seven. In June, the long-awaited merger came and the Spurs were NBA after three short years in San Antonio. Bob Bass became assistant to President Angelo Drossos, and Doug Moe came from Denver to coach the Spurs.

1976-1977

Ticket sales hit a club record \$1 million, and the Spurs won their NBA opener over Philadelphia. James Silas was lost to knee surgery. A record 12,594 fans saw the Spurs play their first NBA home game against Boston. Twelve San Antonio banks had loaned the team \$5 million for operating capital, and the team established a 60,000-square mile TV network. George Gervin was named the first Spur in the NBA all-star game, and Spurs crowds became known nationally as CBS aired six games from the Arena. San Antonio beat Washington on March 28 and clinched an NBA playoff berth. On the year, the Spurs won 50 games, finished third in the Central Division, but lost the homecourt advantage and eventually a two-game series to Boston. The Spurs led the NBA in scoring at 115 a game, Gervin was second team All-NBA, and the club set attendance figures at 376,134 and an average 9,174.

1977-1978

Momentum was there . . . Spurs coming off a playoff berth . . . ticket sales more than \$1 million . . . Arena roof up 33 feet for 6,000 more seats . . . and the club participated in first NBA draft. One hundred aspirants attended a summer walk-on camp . . . and in the fall Spurs defeated Boston opening night for first-ever win over the Celtics. Late December saw the Spurs begin surge by winning 18 of 22 games and gain the Central Division lead . . . the central title would be won with a 52-30 mark. George Gervin and Larry Kenon both were named all-star starters in Atlanta on February 5 . . . two days later Nets would be snowbound and first-ever game in South Texas postponed because of snow. In the playoffs the Spurs lost 2-4 to eventual champion Washington. On last night of the season . . . Gervin got 63 against New Orleans to win the NBA scoring title at 27.22 a game and be named all-pro. He won the Seagrams crown and was the CBS/Chevrolet MVP. George Karl was named assistant coach, Doug Moe was third in coach-of-the-year voting . . . and Angelo Drossos was named NBA Executive-of-the-Year.

WON/LOST COACHES ATTENDANCE

FRANCHISE BY YEAR

Year	Team	Home W-L	Away W-L	Total	Finish	Playoffs
67-68	Dallas	29-10	17-22	46-32	Second	d. Houston 3-0 l. New Orleans 1-4
68-69	Dallas	25-14	16-23	41-37	Fourth	l. New Orleans 3-4
69-70	Dallas	26-15	19-24	45-39	Second	l. Los Angeles 2-4
70-71	Texas	17-24	13-30	30-54	Fifth	l. Utah 0-4
71-72	Dallas	25-15	15-25	42-42	Third	l. Utah 0-4
72-73	Dallas	21-21	7-35	28-56	Fifth	None
73-74	San Antonio	27-15	18-24	45-39	Third	l. Indiana 3-4
74-75	San Antonio	32-10	19-23	51-33	Second	l. Indiana 2-4
75-76	San Antonio	30-12	20-22	50-34	Third	l. New York 3-4
76-77	San Antonio	31-10	13-28	44-38	Third	l. Boston 0-2
77-78	San Antonio	32-9	20-21	50-32	First	l. Washington 2-4
Totals		295-155	177-277	470-434		19-38

FRANCHISE COACHES

Coach	Years	Record	Pct.
Cliff Hagan	67-70	109-90	.548
Tom Nissalke	71-72; 73-74	104-91	.533
Doug Moe	76-78	94-70	.573
Bob Bass	74-76	83-57	.593
Max Williams	69-71	28-32	.467
Bill Blakely	70-71	28-40	.385
Babe McCarthy	72-73	24-48	.333
Dave Brown	72-73	4-8	.333
Rudy Davalos	1974	1-0	1.000
	11 Years	470-434	.520

FRANCHISE ATTENDANCE MARKS REGULAR SEASON/SINGLE GAME

No.	Attend	Date	Opponent	Result	Site
1	12,594	10/30/76	Boston	L 117-126	The Arena
2	12,367	12/28/76	Philadelphia	W 127-116	The Arena
3	12,306	11/26/76	Golden State	W 123-121	The Arena
4	11,717	11/15/75	NY Nets	L 109-112	The Arena
5	11,489	1/22/78	Portland	W 106-95	The Arena
6	*11,246	1/14/77	Los Angeles	L 106-109	The Arena
7	*11,246	3/22/77	Boston	L 104-108	The Arena
8	11,240	3/24/74	NY Nets	L 97-99	The Arena
9	11,237	1/5/77	Denver	W 137-133	The Arena
10	11,196	1/11/75	Denver	W 130-108	The Arena

* Limited to 800 standees

PLAYOFFS

1	12,304	4/10/74	Indiana	W 102-86	The Arena
2	12,079	4/4/74	Indiana	L 89-91	The Arena
3	12,067	4/15/77	Boston	L 109-113	The Arena
4	10,986	4/14/75	Indiana	W 123-117	The Arena
5	10,693	4/3/74	Indiana	W 115-96	The Arena

FRANCHISE DRAFTS

1967

Matt Aitch, Michigan St.
Jim Burns, Northwestern
Gary Gray, Oklahoma City
Pat Riley, Kentucky
Jamie Thompson, Wichita St.
Paul Brateris, Tenn. Wesleyan
Jeff Fitch, East Texas St.
Ted Manning, N.C. A&T
Duane Heckman, Dickinson
Gilbert McDowell, Tenn. Wesleyan
Jerry Southwood, Vanderbilt
Tom Storm, Montana St.

1968

Shaler Halimon, Utah St.
Rich Jones, Memphis St.
Bob Lewis, South Carolina St.
John Smith, Southern Colo. St.
Jo Jo White, Kansas
Wally Anderzunas, Creighton
Ron Boone, Idaho St.
Glen Combs, Virginia Tech
C.A. Core, SE Louisiana
Roy Manning, Lane College
Billy Arnold, Texas
Gene Jones, Missouri
Gene Little, High Point
Mickey McCarty, TCU
Calvin Pettit, Central Mo.
Willie Worsley, Texas/El Paso

1969

Willie Brown, Middle Tenn.
Bobby Christian, Grambling
Tom Hagan, Vanderbilt
A.W. Holt, Jackson St.
Cliff Shegogg, Colorado St.
Butch Beard, Louisville
Jack Ford, Maryland St.
Jud Roberts, Mercer
Ron Sanford, New Mexico
Willie Scott, Troy St.
Fred Carter, Mt. St. Mary's

1970

Nate Archibald, Texas/El Paso
Immanuel Cannon, Grambling
Bob Croft, Tennessee
Joe Hamilton, North Texas St.
John Johnson, Iowa
Stan Love, Oregon
Michael Bernard, Kentucky St.
Bill Cain, Iowa St.
Randall Causey, McMurry
Al Henry, Wisconsin
Steve Patterson, UCLA
Glen Vidnovic, Iowa
Paul Brown, Arkansas Tech
Ron Pitts, Wiley

1971

Stan Love, Oregon
Sidney Wicks, UCLA
Rodger Brown, Kansas
Garry Nelson, Duquesne
Walt Szczerbiak, George Washington
Gene Phillips, SMU
Collis Jones, Notre Dame
George Grapp, Long Beach
Sterling Quant, Central St.
Curtis Rowe, UCLA
Jimmy Guymon, E. New Mexico
Gene Knolle, Texas Tech
Al Shumate, North Texas St.
Willie Hart, Grambling
Eugene Kennedy, TCU
Bill Brickhouse, Montana St.
Willie Chatman, Baylor
Harry Taylor, Los Angeles Baptist
Dan McGee, Howard Payne

1972

LaRue Martin, Chicago Loyola
John Gianelli, Pacific
Mike Ratliff, Wisconsin/Eau Claire
Bill Walton, UCLA
Steve Hawes, Washington
Jim Creighton, Colorado
Frank Schade, Wisconsin/Eau Claire
Anslry Truitt, California
Wayne Grabiec, Michigan
Jerry Zielinski, Northern Illinois
Jeff Hickman, Houston
Stan Key, Kentucky
Jerry Brucks, Wyoming
Don Wiese, Ripon
Bobby Jack, Oklahoma
Rhea Taylor, Arizona St.
Ron Williams, Murray St.
Joe Reddick, Albany St.
Al Vilchek, Louisville

1973

Kevin Kunnert, Iowa
John Brown, Missouri
Mike D'Antoni, Marshall
Kevin Joyce, South Carolina
Tom Kozelko, Toledo
Luke Witte, Ohio St.
Gary Melchionni, Duke
Richie Fuqua, Oral Roberts
Henry Wilmore, Michigan
Mark Sibley, Northwestern
Larry Lilly, Alabama St.
William Averitt, Pepperdine

1974

Leonard Robinson, Tennessee
Collis Temple, LSU
Fred Saunders, Syracuse
Kim Hughes, Wisconsin
Eugene Short, Jackson St.
Gary Anderson, Wisconsin
Gerald Cunningham, Kentucky
Hercule Ivy, Iowa St.
Walter Luckett, Ohio
Charles McKinney, Baylor
Mike Ogan, Carson-Newman

1975

Mark Olberding, Minnesota
Rick Suttle, Kansas
Bill Taylor, LaSalle
Ken Smith, Tulsa
Robert Parrish, Centenary
Bayard Forrest, Grand Canyon
Henry Ward, Jackson St.
Gary Tomaszewski, St. Mary's (Texas)

1976

Louie Dampier, NBA Dispersal

1977

Jeff Wilkins, Illinois State
Dan Henderson, Arkansas State
Matt Hicks, Northern Illinois
Scott Sims, Missouri
Bruce Buckley, North Carolina
Richard Robinson, New Mexico State
Jerome Gladney, Arizona

1978

Frankie Sanders, Southern
Gerald Henderson, Va. Commonwealth
Rich Adams, Illinois
Eugene Parker, Purdue
Harry Morgan, Indiana St.
Hector Olivencia, Sacred Heart
Henry Taylor, Pan American
Rick Taylor, Arizona St.
Larry Brewster, Florida

FRANCHISE ROSTERS

CHAPARRALS 67-68

Charlie Beasley
John Beasley
Jim Burns
Mike Dabich
Cliff Hagan
Denny Holman
Carroll Hooser
Riney Lochmann
Elton McGriff
Maurice McHartley
Richard Peek
Cincy Powell
Rubin Russell
Bob Verga
Gene Wiley
Bobby Wilson

CHAPARRALS 68-69

Charlie Beasley
John Beasley
Bob Bedell
Willis Bennett
Ron Boone
Lary Bunce
Glen Combs
Cliff Hagan
Nick Jones
Manny Leaks
Riney Lochmann
Elton McGriff
Cincy Powell
John Smith
Jim Ware

CHAPARRALS 69-70

John Beasley
Bob Bedell
Ron Boone
Bob Christian
Glen Combs
Cliff Hagan
Rich Jones
Manny Leaks
Riney Lochmann
Billy McGill
Maurice McHartley
Cincy Powell
Willie Scott
John Smith

CHAPARRALS 70-71

Charlie Beasley
John Beasley
Bob Bedell
Ron Boone
Gary Bradds
Glen Combs
Bobby Croft
Willie Davis
Don Freeman
Joe Hamilton
Wayne Hightower
Ed Johnson
Rich Jones
Gene Moore
Rich Neimann
Lavern Tart
Greg Wittman

CHAPARRALS 71-72

John Beasley
Len Chappel
Jeff Congdon
Don Freeman
Shaler Halimon
Joe Hamilton
Simmie Hill
George Johnson
Collis Jones
Rich Jones
Steve Jones
Eugene Kennedy
Gene Moore
Rich Neimann
George Peeples
Gene Phillips
Bob Quick
Ron Sanford

CHAPARRALS 72-73

Art Becker
Coby Dietrick
Ron Franz
Shaler Halimon
Joe Hamilton
Collis Jones
Larry Jones
Rich Jones
Eugene Kennedy
Mike Maloy
Bob Netolicky
James Silas
Skeeter Swift
Ansley Truitt
Bob Warren

SPURS 73-74

Bird Averitt
Roger Brown
Jerry Chambers
Coby Dietrick
George Gervin
Joe Hamilton
Simmie Hill
Rich Jones
George Karl
Eugene Kennedy
Sven Nater
Bob Netolicky
James Silas
Skeeter Swift
Chuck Terry
Bob Warren

SPURS 74-75

Coby Dietrick
William Franklin
Donnie Freeman
George Gervin
Rich Jones
George Karl
Stan Love
Sven Nater
James Silas
Collis Temple
Chuck Terry
Bobby Warren

SPURS 75-76

Allan Bristow
Coby Dietrick
William Franklin
Mike Gale
George Gervin
Stew Johnson
George Karl
Larry Kenon
Mark Olberding
Tom Owens
Billy Paultz
James Silas
Ken Smith
Henry Ward
Skip Wise
Dennis Van Zant

SPURS 76-77

Allan Bristow
Mack Calvin
Louie Dampier
Mike D'Antoni
Coby Dietrick
Mike Gale
George Gervin
George Karl
Larry Kenon
Louie Nelson
Mark Olberding
Billy Paultz
James Silas
Henry Ward

SPURS 77-78

Allan Bristow
Louie Dampier
Coby Dietrick
Jim Eakins
Mike Gale
George Gervin
Mike Green
George Karl
Larry Kenon
Dennis Layton
Mark Olberding
Billy Paultz
James Silas
Scott Sims

Our Light
outshines
them all.





**When you see
NewsWatch,
you see it all.**



RICH MELLO AT SIX & TEN

FRANCHISE LEADERS BY YEAR

SCORING

	GP	PTS	AVG.	
67-68	John Beasley	77	1515	19.7
68-69	Cincy Powell	75	1454	19.4
69-70	Glen Combs	84	1868	22.2
70-71	Donnie Freeman	66	1559	23.6
71-72	Donnie Freeman	72	1733	24.1
72-73	Rich Jones	67	1495	22.3
73-74	George Gervin	74	1730	23.4
74-75	George Gevin	84	1965	23.4
75-76	James Silas	84	2000	23.8
76-77	George Gervin	82	1895	23.1
77-78	George Gervin	82	2232	27.2

REBOUNDING

	GP	REBS	AVG.	
67-68	John Beasley	77	982	12.8
68-69	John Beasley	78	830	10.6
69-70	Manny Leaks	84	1047	12.5
70-71	Gene Moore	84	850	10.1
71-72	Rich Jones	82	696	8.5
72-73	Bob Netolicky	84	851	10.1
73-74	Swen Nater	79	998	12.6
74-75	Swen Nater	78	1279	16.4
75-76	Larry Kenon	81	889	11.0
76-77	Larry Kenon	78	879	11.3
77-78	Larry Kenon	81	773	9.5

PLAYMAKING

	GP	ASST	AVG.	
67-68	Cliff Hagan	56	276	4.9
68-69	Ron Boone	78	279	3.6
69-70	Glen Combs	84	342	4.1
70-71	Joe Hamilton	84	365	4.4
71-72	Donnie Freeman	72	245	3.4
72-73	Joe Hamilton	83	325	3.8
73-74	James Silas	84	319	3.8
74-75	James Silas	82	398	4.9
75-76	James Silas	84	452	5.4
76-77	Mike Gale	82	473	5.8
77-78	Mike Gale	70	376	5.4

2-PT FIELD GOALS

	FGM-FGA	PCT.	
67-68	Charles Beasley	371-745	.498
68-69	John Beasley	582-1190	.489
69-70	John Beasley	623-1246	.500
70-71	John Beasley	516-1012	.510
71-72	Donnie Freeman	626-1331	.470
72-73	Goo Kennedy	365-664	.550
73-74	Swen Nater	467-845	.553
74-75	Swen Nater	495-913	.542
75-76	James Silas	718-1381	.520
76-77	George Gervin	726-1335	.548
77-78	George Gervin	864-1611	.536

3-PT FIELD GOALS

	FGM-FGA	PCT.	
67-68	Bob Verga	13-50	.260
68-69	Glen Combs	84-233	.361
69-70	Glen Combs	130-370	.351
70-71	Rich Jones	33-95	.347
71-72	Joe Hamilton	46-132	.348
72-73	Joe Hamilton	66-191	.346
73-74	George Karl	8-22	.364
74-75	George Gervin	17-55	.309
75-76	George Gervin	14-39	.359

FREE THROWS

	FTM-FTA	PCT.	
67-68	Charles Beasley	285-327	.872
68-69	Cliff Hagan	123-144	.854
69-70	Charles Beasley	231-262	.882
70-71	Joe Hamilton	233-279	.835
71-72	Steve Jones	367-422	.870
72-73	James Silas	389-467	.833
73-74	James Silas	349-420	.831
74-75	James Silas	420-486	.885
75-76	James Silas	564-647	.872
76-77	George Gervin	443-532	.833
77-78	Larry Kenon	276-323	.854

MINUTES PLAYED

	GP	MIN	AVG.	
67-68	Charles Beasley	78	2969	38.1
68-69	John Beasley	78	3050	39.1
69-70	Glen Combs	84	3260	38.8
70-71	John Beasley	83	2691	32.4
71-72	Steve Jones	84	3091	36.8
72-73	Bob Netolicky	84	3409	40.5
73-74	James Silas	84	3096	36.9
74-75	George Gervin	84	3113	37.1
75-76	James Silas	84	3112	37.0
76-77	Larry Kenon	78	2936	37.6
77-78	Larry Kenon	81	2869	35.4

PERSONAL FOULS

	GP	PF	AVG.	
67-68	Cliff Hagan	56	202	3.6
68-69	John Smith	77	328	4.3
69-70	Manny Leaks	84	283	3.4
70-71	Gene Moore	84	303	3.6
71-72	Rich Jones	82	298	3.6
72-73	Goo Kennedy	70	275	3.9
73-74	Rich Jones	78	273	3.5
74-75	Rich Jones	83	297	3.6
75-76	George Gervin	81	283	3.5
76-77	George Gervin	82	286	3.5
77-78	George Gervin	82	255	3.1

DISQUALIFICATIONS

	GP	DISQ	
67-68	Bob Wilson	69	8
68-69	John Smith	77	19
69-70	Manny Leaks	84	11
70-71	Gene Moore	84	8
71-72	Goo Kennedy	65	19
72-73	Goo Kennedy	70	8
73-76	Rule Eliminated		
76-77	George Gervin	82	12
77-78	Coby Dietrick	79	4

ERRORS

	GP	ERR	AVG.	
67-68	Cliff Hagan	56	216	3.8
68-69	Ron Boone	78	355	4.6
69-70	Glen Combs	84	294	3.5
70-71	Gene Moore	84	231	2.8
71-72	Steve Jones	84	205	2.4
72-73	Rich Jones	67	225	3.3
73-74	George Gervin	74	252	3.4
74-75	George Gervin	84	249	3.0
75-76	James Silas	84	254	3.0
77-78	George Gervin	82	306	3.7

BLOCKED SHOTS

	GP	BLK	AVG.	
73-74	George Gervin	74	101	1.4
74-75	George Gervin	84	138	1.6
75-76	Billy Paultz	83	253	3.0
76-77	Billy Paultz	82	173	2.1
77-78	Billy Paultz	80	194	2.4

STEALS

	GP	STL	AVG.	
73-74	George Gervin	74	101	1.4
74-75	George Gervin	84	131	1.6
75-76	James Silas	84	155	1.8
76-77	Mike Gale	82	191	2.3
77-78	Mike Gale	70	159	2.3

SPURS STANDINGS BY YEAR

ABA 1967-1968

WEST DIV.	W	L	Pct.
New Orleans	48	30	.615
DALLAS	46	32	.590
Denver	45	33	.577
Houston	29	49	.372
Anaheim	25	53	.321
Oakland	22	56	.282

EAST DIV.	W	L	Pct.
Pittsburgh	54	24	.692
Minnesota	50	28	.641
Indiana	38	40	.487
Kentucky	35	42	.462
New Jersey	35	42	.462

PLAYOFFS

West Semi-Finals

New Orleans d. Denver 4-2
DALLAS d. Houston 3-0

East Semi-Finals

Pittsburgh d. Indiana 3-0
Minnesota d. Kentucky 3-2

West Finals

New Orleans d. **DALLAS** 4-1

East Finals

Pittsburgh d. Minnesota 4-1

ABA FINALS

Pittsburgh d. Orleans 4-3

ABA 1968-1969

WEST DIV.	W	L	Pct.
Oakland	60	18	.769
New Orleans	46	32	.590
Denver	44	34	.564
DALLAS	41	37	.526
Los Angeles	33	45	.423
Houston	23	55	.295

EAST DIV.	W	L	Pct.
Indiana	44	34	.564
Miami	43	35	.551
Kentucky	42	36	.538
Minnesota	36	42	.462
New York	17	61	.218

PLAYOFFS

West Semi-Finals

Oakland d. Denver 4-3
New Orleans d. **DALLAS** 4-3

East Semi-Finals

Indiana d. Kentucky 4-3
Miami d. Minnesota 4-3

West Finals

Oakland d. New Orleans 4-0

East Finals

Indiana d. Miami 4-1

ABA FINALS

Oakland d. Indiana 4-1

ABA 1969-1970

WEST	W	L	Pct.
Denver	51	33	.607
DALLAS	45	39	.536
Washington	44	40	.524
Los Angeles	43	41	.512
New Orleans	42	42	.500

EAST DIV.	W	L	Pct.
Indiana	59	25	.702
Kentucky	45	39	.536
Carolina	42	42	.500
New York	39	45	.464
Pittsburgh	29	55	.345
Miami	23	61	.274

PLAYOFFS

West Semi-Finals

Los Angeles d. **DALLAS** 4-2
Denver d. Washington 4-3

East Semi-Finals

Indiana d. Carolina 4-0
Kentucky d. New York 4-3

West Finals

Los Angeles d. Denver 4-1

East Finals

Indiana d. Kentucky 4-3

ABA FINALS

Indiana d. Los Angeles 4-2

ABA 1970-1971

WEST DIV.	W	L	Pct.
Indiana	58	26	.690
Utah	57	27	.679
Memphis	41	43	.488
Denver	30	54	.357
TEXAS	30	54	.357

EAST DIV.	W	L	Pct.
Virginia	55	29	.655
Kentucky	44	40	.524
New York	40	44	.476
Florida	37	47	.440
Pittsburgh	36	48	.429
Carolina	34	50	.405

PLAYOFFS

West Semi-Finals

Utah d. **Texas** 4-0
Indiana d. Memphis 4-0

East Semi-Finals

Kentucky d. Florida 4-2
Virginia d. New York 4-2

West Finals

Utah d. Indiana 4-3

East Finals

Kentucky d. Virginia 4-2

ABA FINALS

Utah d. Kentucky 4-3

ABA 1971-1972

WEST DIV.	W	L	Pct.
Utah	60	24	.714
Indiana	47	37	.560
DALLAS	42	42	.500
Denver	34	50	.405
Memphis	26	58	.310

EAST DIV.	W	L	Pct.
Kentucky	68	16	.810
Virginia	45	39	.536
New York	44	40	.524
Florida	36	48	.429
Carolina	35	49	.417
Pittsburgh	25	59	.298

PLAYOFFS

West Semi-Finals

Utah d. **DALLAS** 4-0
Indiana d. Denver 4-3

East Semi-Finals

New York d. Kentucky 4-2
Virginia d. Florida 4-0

West Finals

Indiana d. Utah 4-3

East Finals

New York d. Virginia 4-2

ABA FINALS

Indiana d. New York 4-2

ABA 1972-1973

WEST DIV.	W	L	Pct.
Utah	55	29	.655
Indiana	51	33	.607
Denver	47	37	.560
San Diego	30	54	.357
DALLAS	28	56	.333

EAST DIV.	W	L	Pct.
Carolina	57	27	.679
Kentucky	56	28	.667
Virginia	42	42	.500
New York	30	54	.357
Memphis	24	60	.286

PLAYOFFS

West Semi-Finals

Utah d. San Diego 4-0
Indiana d. Denver 4-1

East Semi-Finals

Carolina d. New York 4-1
Kentucky d. Virginia 4-1

West Finals

Indiana d. Utah 4-2

East Finals

Kentucky d. Carolina 4-3

ABA FINALS

Indiana d. Kentucky 4-3

ABA 1973-1974

WEST DIV.	W	L	Pct.
Utah	51	33	.607
Indiana	46	38	.548
SAN ANTONIO	45	39	.536
Denver	37	47	.440
San Diego	37	47	.440

EAST DIV.	W	L	Pct.
Kentucky	58	26	.690
New York	58	26	.690
St. Louis	32	52	.381
Memphis	27	57	.321
Virginia	15	69	.179

PLAYOFFS

West Semi-Finals

Indiana d. **SAN ANTONIO** 4-3
Utah d. San Diego 4-2

East Semi-Finals

New York d. Virginia 4-1
Kentucky d. Carolina 4-0

West Finals

Utah d. Indiana 4-3

East Finals

New York d. Kentucky 4-0

ABA FINALS

New York d. Utah 4-1

ABA 1974-1975

WEST DIV.	W	L	Pct.
Denver	65	19	.774
SAN ANTONIO	51	33	.607
Indiana	45	39	.536
Utah	38	46	.452
San Diego	31	53	.369

EAST DIV.	W	L	Pct.
Kentucky	58	26	.690
New York	58	26	.690
St. Louis	32	52	.381
Memphis	27	57	.321
Virginia	15	69	.179

PLAYOFFS

West Semi-Finals

Indiana d. **SAN ANTONIO** 4-2
Denver d. Utah 4-2

East Semi-Finals

St. Louis d. New York 4-1
Kentucky d. Memphis 4-1

West Finals

Indiana d. Denver 4-3

East Finals

Kentucky d. St. Louis 4-1

ABA FINALS

Kentucky d. Indiana 4-1

ABA 1975-1976

TEAM	W	L	Pct.
Denver	60	24	.724
New York	55	29	.655
SAN ANTONIO	50	34	.595
Kentucky	46	38	.548
Indiana	39	45	.464
St. Louis	35	49	.417
Virginia	15	68	.181

PLAYOFFS

First Round

Kentucky d. Indiana 2-1

Semi-Finals

New York d. **SAN ANTONIO** 4-3
Denver d. Kentucky 4-3

FINALS

New York d. Denver 4-2

NBA 1976-1977

EAST CONFERENCE

CENTRAL DIV.	W	L	Pct.
Houston	49	33	.598
Washington	48	34	.585
SAN ANTONIO	44	38	.537
Cleveland	43	39	.524
New Orleans	35	47	.427
Atlanta	31	51	.378

ATLANTIC DIV.	W	L	Pct.
Philadelphia	50	32	.610
Boston	44	38	.537
NY Knicks	40	42	.488
Buffalo	30	52	.366
NY Nets	22	60	.268

WEST CONFERENCE

MIDWEST DIV.	W	L	Pct.
Denver	50	32	.610
Detroit	44	38	.537
Chicago	44	38	.537
Kansas City	40	42	.488
Indiana	36	46	.439
Milwaukee	30	52	.366

PACIFIC DIV.	W	L	Pct.
Los Angeles	53	28	.646
Portland	49	33	.598
Golden State	46	36	.561
Seattle	40	42	.488
Phoenix	34	48	.415

NBA 1977-1978

EAST CONFERENCE

CENTRAL DIV.	W	L	Pct.
SAN ANTONIO	52	30	.634
Washington	44	38	.537
Cleveland	43	39	.524
Atlanta	41	41	.500
New Orleans	39	43	.476
Houston	28	54	.341

ATLANTIC DIV.	W	L	Pct.
Philadelphia	55	27	.671
New York	43	39	.524
Boston	32	50	.390
Buffalo	27	55	.329
New Jersey	24	58	.293

WEST CONFERENCE

MIDWEST DIV.	W	L	Pct.
Denver	48	34	.585
Milwaukee	44	38	.537
Chicago	40	42	.488
Detroit	38	44	.463
Kansas City	31	51	.373
Indiana	31	51	.373

PACIFIC DIV.	W	L	Pct.
Portland	58	24	.707
Phoenix	49	33	.598
Seattle	47	35	.573
Los Angeles	45	37	.549
Golden State	43	39	.524

ALL-TEAMS BY YEAR

ABA 1967-1968 FIRST TEAM

D. Moe, N.O. F...6-5

SECOND TEAM

C. Powell, Dal F...6-7

J. Beasley, Dal C...6-9

ABA 1968-1969 SECOND TEAM

J. Beasley, Dal F...6-9

ABA 1969-1970 None

ABA 1970-1971 SECOND TEAM

D. Freeman, Dal G...6-3

ABA 1971-1972 FIRST TEAM

D. Freeman, Dal G...6-3

ABA 1972-1973 None

ABA 1973-1974 SECOND TEAM

S. Nater, SA C...6-11

TOP ROOKIE

Swen Nater, SA

ABA 1974-1975 SECOND TEAM

G. Gervin, SA F...6-7

S. Nater, SA C...6-11

J. Silas, SA G...6-3

ABA 1975-1976 FIRST TEAM

J. Silas, SA G...6-3

SECOND TEAM

G. Gervin, SA G...6-7

NBA 1976-1977 SECOND TEAM

G. Gervin, SA G...6-7

NBA 1977-1978 FIRST TEAM

GEORGE GERVIN, SA G...6-7

David Thompson, Den G...6-4

Bill Walton, Port C...6-11

Leonard Robinson, NO F...6-7

Julius Erving, Phil F...6-6

SECOND TEAM

Pete Maravich, NO G...6-5

Paul Westphal, Phoe G...6-4

Kareem Abdul-Jabbar, LA C...7-2

Walter Davis, Phoe F...6-6

Maurice Lucas, Port F...6-9

SPURS RECORDS



SPURS RECORDS REGULAR SEASON

INDIVIDUAL

POINTS

Game	63	George Gervin vs. New Orleans	4/9/78
Consecutive	23	George Gervin vs. New Orleans	4/9/78
One Quarter	33	George Gervin vs. New Orleans (2nd)	4/9/78
One Half	53	George Gervin vs. New Orleans (1st)	4/9/78
Season	2232	George Gervin	1977-78
Career	8346	George Gervin	1974-1978
Season Average	27.2	George Gervin	1977-78
Career Average	23.1	George Gervin	1974-1978
1,000 Pt. Seasons	4	John Beasley, Rich Jones, James Silas, George Gervin	
20-Pt. Games Consecutive	34	Donnie Freeman	1972-1973
Consec. Double Figures	78	George Gervin	1976-77

2-PT. FIELD GOALS

Game	23	George Gervin vs. Memphis	2/5/75
		George Gervin vs. New Orleans	4/9/78
Season	864	George Gervin	1977-78
Career	3326	George Gervin	1974-78

2-PT. FIELD GOALS ATT.

Game	49	George Gervin vs. New Orleans	4/9/78
Season	1611	George Gervin	1977-78
Career	7311	George Gervin	1974-78

2-PT. FIELD GOALS PCT.

Game	1.000	Mark Olberding vs. Boston (10-10)	1/21/77
Season	.553	Swen Nater	1973-74
Career	.546	Swen Nater	1973-75

3-PT FIELD GOALS

Game	6	Joe Hamilton vs. Memphis	3/28/73
Season	130	Glen Combs	1969-70
Career	260	Glen Combs	1968-71

3-PT FIELD GOALS ATT.

Game	13	Glen Combs vs. Los Angeles	1/20/70
Season	370	Glen Combs	1969-70
Career	732	Glen Combs	1968-71

3-PT FIELD GOALS PCT.

Game	1.000	Steve Jones vs. Denver (4-4)	10/29/71
Season	.361	Glen Combs	1969-70
Career	.355	Glen Combs	1968-71

FREE THROWS

Game	17	Charles Beasley vs. Los Angeles	11/6/68
		Cincy Powell vs. New York	3/4/69
		Steve Jones vs. Memphis	3/11/72
		George Gervin vs. New Orleans	4/9/78
Season	564	James Silas	1975-76
Career	1892	James Silas	1972-78
Consecutive	47	James Silas (7 games)	1975-76

FREE THROWS ATT.

Game	20	George Gervin vs. New Orleans	4/9/78
Season	647	James Silas	1975-76
Career	2127	James Silas	1972-77

FREE THROWS PCT.

Game	1.000	James Silas vs. Denver (16-16)	3/17/73
Season	.885	James Silas	1974-75
Career	.864	Charles Beasley	1967-71

REBOUNDS

Game	35	Manny Leaks vs. Kentucky	11/27/70
Season	1279	Swen Nater	1974-75
Career	3673	John Beasley	1967-72

OFFENSIVE REBOUNDS

Game	14	John Smith vs. New Orleans	11/30/68
------	----	----------------------------	----------

Season	427	Manny Leaks	1969-70
Career	962	John Beasley	1967-72

DEFENSIVE REBOUNDS

Game	24	Manny Leaks vs. Kentucky	11/27/70
		Swen Nater vs. Indiana	10/18/74
Season	910	Swen Nater	1974-75
Career	2511	John Beasley	1967-72

REBOUND AVERAGE

Season	16.4	Swen Nater	1974-75
Career	15.2	Swen Nater	1973-75

ASSISTS

Game	16	Glen Combs vs. Miami	2/10/70
Season	473	Mike Gale	1976-77
Career	1463	James Silas	1972-77

ERRORS

Game	11	Cliff Hagan vs. Houston	11/12/68
		George Gervin vs. Phoenix	11/20/77
Season	355	Ron Boone	1968-1969
Career	653	Cincy Powell	1967-70

PERSONAL FOULS

Season	328	John Smith	1968-69
Career	1365	Rich Jones	1969-75
Disq.	19	John Smith	1968-69
		Eugene Kennedy	1971-72

STEALS

Game	11	Larry Kenon vs. Kansas City	12/26/76
Season	191	Mike Gale	1976-77
Career	508	George Gervin	1974-78

BLOCKED SHOTS

Game	9	Billy Paultz vs. Atlanta	12/16/77
Season	253	Billy Paultz	1975-76
Career	620	Billy Paultz	1975-78

GAMES PLAYED

Career	485	Coby Dietrick	1972-78
Consecutive	215	John Beasley	1969-71

TEAM

Game	160	vs. Carolina	12/22/70
Season	10,207		1970-71
Average	121.5		1970-71
One Half	91	vs. Miami (2nd)	3/22/70
	89	vs. Washington (1st)	3/20/77
One Quarter	50	vs. Indiana (4th)	3/31/70
	47	vs. Pittsburgh (1st)	3/7/72
	45	vs. Denver (2nd)	1/8/71
	48	vs. Carolina (3rd)	12/22/70
		vs. San Diego (3rd)	1/5/75
Fewest	78	vs. Denver	11/10/73

100-PT. GAMES

Most	80		1970-71
Fewest	52		1973-74
Consecutive	41		1970-71

2-PT. FIELD GOALS

Game	63	vs. Denver	1/19/70
Season	3862		1975-76

2-PT FIELD GOALS ATT.

Game	125	vs. Denver	3/5/71
Season	8162		1970-71

2-PT. FIELD GOALS PCT.

Game	642	vs. St. Louis (61-95)	3/3/76
Season	.500		1977-78

3-PT. FIELD GOALS

Game	9	vs. Indiana	11/20/70
Season	241		1970-71

3-PT. FIELD GOALS ATT.

Game	19	vs. Denver	10/21/70
Season	776		1970-71

3-PT FIELD GOALS PCT.

Game	.750	vs. Indiana (9-12)	11/20/70
Season	.336		1971-72

FREE THROWS

Game	47	vs. Kentucky	2/20/70
Season	2522		1976-77

FREE THROWS ATT.

Game	61	vs. New York	12/10/69
Season	2968		1969-70

FREE THROWS PCT.

Game	1.000	vs. Indiana (16)	3/23/76
Season	.813		1975-76

REBOUNDS

Game	80	vs. San Diego	4/1/75
Season	4697		1970-71

OFFENSIVE REBOUNDS

Game	36	vs. Denver	3/28/70
Season	1733		1970-71

DEFENSIVE REBOUNDS

Game	56	vs. Indiana	3/31/71
Season	3154		1969-70

REBOUND AVERAGE

Season	55.9		1970-71
--------	------	--	---------

ASSISTS

Game	47	vs. Indiana	1/29/76
Season	2240		1977-78

ERRORS

Game	40	vs. Phoenix	11/3/77
Season	1709		1969-70

PERSONAL FOUL

Game	42	vs. Los Angeles	1/30/70
Season	2315		1969-70

STEALS

Game	21	vs. New Orleans	11/5/76
Season	857		1976-77

BLOCKED SHOTS

Game	20	vs. Kentucky	12/13/75
Season	587		1975-76

WINS

Season	52		1977-78
Home	32		1974-75; 1977-78
Road	20		1975-76; 1977-78

WINS CONSECUTIVE

Season	8		1970
Home	12		1968
Road	7		1975

DEFEATS

Season	56		1972-73
Home	24		1970-71
Road	35		1972-73

OPPONENTS RECORDS**POINTS**

Individual Game	58	George McGinnis Ind	11/28/72
Team Game	162	Washington	3/13/70
Season	10,458		1970-71
Fewest Game	66	Indiana	10/20/73
Fewest Season	8,126		1973-74
High Season Avg	124.5		1970-71
Low Season Avg.	96.7		1973-74

2-PT FIELD GOALS

Individual Game	22	George McGinnis, Ind.	11/28/72
Team Game	68	New Orleans	4/9/78
Season	3953		1970-71

2-PT FIELD GOALS ATT.

Individual Game	36	Chuck Williams, Pitts	11/8/69
Team Game	131	Miami	2/10/70
Season	8378		1970-71

2-PT. FIELD GOALS PCT.

Individual Game	.889	Tom Washington, Wash	4/5/70
		George Lehmann, Caro	11/24/71
Team Game	.684	Carolina	10/24/73
Season	.501		1972-73

3-PT. FIELD GOALS

Individual Game	9	Louie Dampier, KY	2/7/70
Team Game	11	Indiana	4/1/74
Season	190		1969-70

3-PT. FIELD GOALS ATT.

Individual Game	18	Mike Butler, NO	2/6/70
Team Game	28	Minnesota	2/12/69
Season	641		1969-70

3-PT. FIELD GOALS PCT.

Individual Game	1.000	Larry Finch, Mem (4)	2/5/75
Team Game	.600	Kentucky	3/7/70
Season	.344		1971-72

FREE THROWS

Individual Game	18	Jimmy Jones, NO	2/17/68
Team Game	42	Oakland	2/20/68
		Oakland	12/3/68
Season	2193		1968-69

FREE THROWS ATT.

Individual Game	25	Mel Daniels, Ind	12/5/67
		Rick Barry, Oak	12/22/68
Team Game	62	Minnesota	12/5/67
Season	3035		1969-70

FREE THROWS PCT.

Individual Game	1.000	Larry Brown, Oak	2/24/69
		Rick Barry, Oak	11/26/71
		Rick Barry, Oak	1/9/72
Team Game	.963	New York	12/20/70
Season	.763		1975-76

REBOUNDS

Individual Game	33	Billy Paultz, NY	12/1/72
Team Game	93	Denver	4/8/70
Season	4875		1970-71

OFFENSIVE REBOUNDS

Individual Game	13	Billy Paultz, NY	12/1/72
Team Game	36	Denver	4/8/70
Season	1729		1970-71

DEFENSIVE REBOUNDS

Individual Game	21	Julius Keye, Den	3/5/71
Team Game	57	Denver	4/8/70
Season	3146		1970-71
Team Season Avg.	58.0		1970-71

ASSISTS

Individual Game	22	Johnny Neumann, Mem	3/28/73
Team Game	49	New Orleans	4/9/78
Season	2213		1970-71

ERRORS

Individual Game	13	Bob Verga, Pitts	3/7/72
Team Game	38	Philadelphia	10/22/76
Season	2213		1970-71

PERSONAL FOULS

Team Game	38	Los Angeles	3/2/69
Team Season	2319		1969-70
Players Disq. Game	3		Five Times
Players Disq Season	56		1969-70

SPURS RECORDS PLAYOFFS

POINTS

Individual Game	46	George Gervin vs. Washington	4/18/78
Team Game	138	vs. Los Angeles	4/22/70
Fewest Team Game	79	vs. Indiana	4/12/74
Winning Margin	26	vs. New York	4/11/76

2-PT. FIELD GOALS

Individual Game	17	George Gervin vs. Washington	4/18/78
Team Game	54	vs. Washington	4/25/78

2-PT. FIELD GOALS ATT.

Individual Game	32	George Gervin vs. Washington	4/18/78
Team Game	110	vs. New Orleans	4/11/68

2-PT. FIELD GOALS PCT.

Individual Game	.900	Elton McGriff vs. Houston	3/25/68
Team Game	.568	vs. New Orleans	4/15/69

3-PT. FIELD GOALS

Individual Game	3	Glen Combs vs. Los Angeles	4/22/70
		George Gervin vs. Indiana	4/7/75
Team Game	6	vs. Los Angeles	4/22/70

3-PT. FIELD GOALS ATT.

Individual Game	8	Glen Combs vs. New Orleans	4/15/69
		Glen Combs vs. Los Angeles	4/17/70
Team Game	23	vs. Utah	4/16/71

3-PT. FIELD GOALS PCT.

Individual Game	1.000	Glen Combs vs. Los Angeles	4/22/70
Team Game	.545	vs. Los Angeles	4/22/70

FREE THROWS

Individual Game	13	Charles Beasley vs. Houston	3/25/68
		Cincy Powell vs. New Orleans	4/10/68
Team Game	38	vs. Houston	3/25/68

FREE THROWS ATT.

Individual Game	17	George Gervin vs. Washington	4/23/78
Team Game	50	vs. Houston	3/25/68

FREE THROWS PCT.

Individual Game	1.000	Charles Beasley vs. Houston	3/25/68
Team Game	.929	vs. Indiana	4/4/74

REBOUNDS

Individual Game	23	George Gervin vs. Indiana	4/5/75
Team Game	70	vs. New York	4/11/76

OFFENSIVE REBOUNDS

Individual Game	10	Gene Moore vs. Utah	4/6/71
Team Game	35	vs. Utah	4/6/71

DEFENSIVE REBOUNDS

Individual Game	19	Swen Nater vs. Indiana	4/12/75
Team Game	50	vs. Los Angeles	4/20/70

ASSISTS

Individual Game	13	James Silas vs. Indiana	4/5/75
		James Silas vs. Indiana	4/14/75
		Mike Gale vs. New York	4/11/76
Team Game	34	vs. New York	4/14/76

ERRORS

Individual Game	8	Ron Boone vs. Los Angeles	4/17/70
Team Game	29	vs. Indiana	4/1/74

PERSONAL FOULS

Team Game	37	vs. Utah	4/3/72
		vs. Indiana	4/12/74
Individual Disq. Game	3	vs. New Orleans	4/9/68

STEALS

Individual Game	5	George Karl vs. Indiana	4/3/74
		Mike Gale vs. New York	4/19/76
		Mike Gale vs. New York	4/24/76
Team Game	13	vs. Washington	4/16/78

BLOCKED SHOTS

Individual Game	5	Billy Paultz vs. New York	4/21/76
		Mike Green vs. Washington	4/23/78
Team Game	13	vs. Washington	4/25/78
		vs. Washington	4/28/78

**NATIONAL
BASKETBALL
ASSOCIATION**



© NBA Properties, Inc.

NBA STAFF REFEREES



Lawrence F. O'Brien

Olympic Tower, 645 Fifth Avenue, New York, New York 10022
Telephone: (212) 826-7000 Telex: 126625

NBA STAFF

Commissioner	Lawrence F. O'Brien
Deputy Commissioner	Simon P. Gourdine
Vice President/Marketing	Howard Berk
Legal Counsel	Russell Granik
General Counsel	David Stern
Director of Public Relations	Bill Falk
Director of Broadcasting/Operations	George Faust
Director of Media Information	Matt Winick
Director of Licensing/Merchandise	Mike Suscavage
Director of Security	John W. Joyce
Supervisor of Officials	Norm Drucker
Controller	Kenneth A. Bailey
Special Assistant/Commissioner	Jan Akerhielm
Assistant to Deputy Commissioner	Gemma Haynes
Assistant to Officials Supervisor	Cecil Watkins
Staff	Gail Torres, Regina McDonald, Nat Broudy, Edythe Verdonck, Nancy Progel, Dolores Kelly, Lynda Rosett, Terri Cook
Consultants	Eddie Gottlieb, John Nucatola

1978-79 REFEREES

NORMAN DRUCKER, SUPERVISOR

4 Ed Rush	18 Ed Middleton	31 Terry Durham
6 Don Murphy	19 Jim Capers	32 Tom Wood
7 Joe Gushue	20 Jess Kersey	33 Joe Crawford
8 Lee Jones	21 Bill Oakes	34 Ralph Lembo
9 John Vanak	22 Paul Mihalak	35 Jack Nies
10 Darell Garretson	23 Bob McAllister	36 Dick Schaper
11 Jake O'Donnell	24 Bill Saar	37 Blane Reichelt
12 Earl Strom	25 Hugh Evans	38 Leroy Alexander
13 Mike Mathis	26 Richie Powers	39 Jess Thompson
14 Jack Madden	27 Dick Bavetta	40 Bill Jones
15 Bob Rakef	28 Tom Nunez	42 Hue Hollins
16 Wally Rooney	29 John Borgia	44 Bernie Fryer
17 Ken Falkner	30 Roger McCann	

NBA DIVISIONS ATTENDANCE

EASTERN CONFERENCE

ATLANTIC DIVISION

Boston Celtics
Philadelphia 76ers
New Jersey Nets
New York Knicks
Washington Bullets

CENTRAL DIVISION

Atlanta Hawks
Cleveland Cavaliers
Detroit Pistons
Houston Rockets
New Orleans Jazz
SAN ANTONIO SPURS

WESTERN CONFERENCE

MIDWEST DIVISION

Chicago Bulls
Denver Nuggets
Indiana Pacers
Kansas City Kings
Milwaukee Bucks

PACIFIC DIVISION

Golden State Warriors
Los Angeles Lakers
Phoenix Suns
Portland Trail Blazers
San Diego Clippers
Seattle SuperSonics

1977-1978 ATTENDANCE

TEAM	TOTAL	AVERAGE	HIGH	76-77 AVG.	+/-AVG.
1) Denver	657,722	16,042	17,948	17,150	-1,108
2) Philadelphia	644,456	15,718	18,276	15,438	+280
3) New York	626,815	15,288	19,694	15,727	-439
5) Chicago	548,844	13,386	19,999	11,626	+1,760
5) Los Angeles	534,017	13,025	17,505	12,510	+515
6) New Orleans	527,353	12,862	*35,077	10,833	+2,029
7) Portland	519,306	12,666	12,666	12,178	+488
8) Seattle	504,668	12,309	15,098	12,980	-671
9) Indiana	501,759	12,238	16,876	10,555	+1,683
10) Golden State	474,715	11,578	13,237	11,691	-113
11) Boston	474,164	11,565	15,276	12,619	-1,054
12) Phoenix	470,009	11,454	12,666	10,032	+1,432
13) Cleveland	454,961	11,097	19,548	13,918	-2,821
14) Washington	446,539	10,891	18,424	11,408	-517
15) Milwaukee	435,131	10,613	10,983	9,682	+913
16) Houston	384,905	9,388	15,566	8,486	+902
17) San Antonio	373,707	9,115	11,489	9,174	-59
18) Kansas City	315,722	7,701	12,184	8,061	-360
19) Atlanta	304,482	7,426	15,679	5,238	+2,188
20) Buffalo	252,457	6,157	15,507	7,790	-1,633
21) Detroit	223,382	5,448	10,995	7,410	-1,962
22) New Jersey	199,090	4,856	9,050	6,935	-2,079

NBA STANDINGS HOME-ROAD

EASTERN CONFERENCE

WESTERN CONFERENCE

CENTRAL DIVISION

TEAM	W	L	PCT.	GB
SAN ANTONIO	52	30	.634	-
Washington	44	38	.537	8
Cleveland	43	39	.524	9
Atlanta	41	41	.500	11
New Orleans	39	43	.476	13
Houston	28	54	.341	24

MIDWEST DIVISION

TEAM	W	L	PCT.	GB
Denver	48	34	.585	-
Milwaukee	44	38	.537	4
Chicago	40	42	.488	8
Detroit	38	44	.463	10
Kansas City	31	51	.373	17
Indiana	31	51	.373	17

ATLANTIC DIVISION

TEAM	W	L	PCT.	GB
Philadelphia	55	27	.671	-
New York	43	39	.524	12
Boston	32	50	.390	23
Buffalo	27	55	.329	28
New Jersey	24	58	.293	31

PACIFIC DIVISION

TEAM	W	L	PCT.	GB
Portland	58	24	.707	-
Phoenix	49	33	.598	9
Seattle	47	35	.573	11
Los Angeles	45	37	.549	13
Golden State	43	39	.524	15

77-78 PLAYOFFS

First Round:	Washington d. Atlanta 2-0	First Round:	Milwaukee d. Phoenix 2-0
	New York d. Cleveland 2-0		Seattle d. Los Angeles 2-1
Semi-Finals:	Washington d. SAN ANTONIO 4-2	Semi-Finals:	Denver d. Milwaukee 4-3
	Philadelphia d. New York 4-0		Seattle d. Portland 4-2
Finals:	Washington d. Philadelphia 4-2	Finals:	Seattle d. Denver 4-2

CHAMPIONSHIP SERIES

Washington d. Seattle 4-3

77-78 HOME-ROAD RECORDS

HOME RECORDS

Philadelphia	37-4
Portland	36-5
Phoenix	34-7
Denver	33-8
SAN ANTONIO	32-9
Seattle	31-10
Golden State	30-11
Chicago	29-12
Atlanta	29-12
New York	29-12
Los Angeles	29-12
Washington	29-12
Milwaukee	28-13
New Orleans	27-14
Cleveland	27-14
Boston	24-17
Detroit	24-17
Kansas City	22-19
Indiana	21-20
Houston	21-20
Buffalo	20-21
New Jersey	18-23

ROAD RECORDS

Portland	22-19
SAN ANTONIO	20-21
Philadelphia	18-23
Seattle	16-25
Los Angeles	16-25
Milwaukee	16-25
Cleveland	16-25
Phoenix	15-26
Denver	15-26
Washington	14-27
Detroit	14-27
New York	14-27
Golden State	13-28
Atlanta	12-29
New Orleans	12-29
Chicago	11-30
Indiana	10-31
Kansas City	9-32
Boston	8-33
Buffalo	7-34
Houston	7-34
New Jersey	6-35

NBA HONORS 1977-1978

MOST VALUABLE PLAYER

Bill Walton, Portland

ROOKIE OF THE YEAR

Walter Davis, Phoenix

COACH OF THE YEAR

Hubie Brown, Atlanta

ALL-LEAGUE TEAMS

First Team: **GEORGE GERVIN, SAN ANTONIO** Second Team: Pete Maravich, New Orleans
David Thompson, Denver Paul Westphal, Phoenix
Bill Walton, Portland Kareem Abdul-Jabbar, Los Angeles
Julius Erving, Philadelphia Maurice Lucas, Portland
Leonard Robinson, New Orleans Walter Davis, Phoenix

ALL-DEFENSIVE TEAMS

First Team: Bobby Jones, Denver Second Team: E.C. Coleman, New Orleans
Maurice Lucas, Portland Bob Gross, Portland
Bill Walton, Portland Kareem Abdul-Jabbar, Los Angeles
Lionel Hollins, Portland Artis Gilmore, Chicago
Don Buse, Phoenix Norm Van Lier, Chicago
Quinn Buckner, Milwaukee

ALL-ROOKIE TEAMS

First Team: Walter Davis, Phoenix Second Team: Otis Birdsong, Kansas City
Marques Johnson, Milwaukee James Edwards, Indiana
Bernard King, New Jersey Ray Williams, New York
Jack Sikma, Seattle Wayne Rollins, Atlanta
Norm Nixon, Los Angeles Anthony Roberts, Denver

ALL-STAR GAME ROSTERS

East Team: ***GEORGE GERVIN, SAN ANTONIO** West Team: *Rick Barry, Golden State
***LARRY KENON, SAN ANTONIO** *Maurice Lucas, Portland
*Julius Erving, Philadelphia *Bill Walton, Portland
*Dave Cowens, Boston *David Thompson, Denver
*John Havlicek, Boston *Paul Westphal, Phoenix
Doug Collins, Philadelphia Walter Davis, Phoenix
Leonard Robinson, New Orleans Artis Gilmore, Chicago
Bob McAdoo, New York Lionel Hollins, Portland
* *Randy Smith, Buffalo Bobby Jones, Denver
Elvin Hayes, Washington Brian Winters, Milwaukee
Moses Malone, Houston Bob Lanier, Detroit
Billy Cunningham, Philadelphia coach Jack Ramsay, Portland coach

*Starters

**Most Valuable Player

STATISTICAL LEADERS

SCORING (Min. 70 Games, 1400 Pts.)

	GP	PTS	AVG.
1) G. GERVIN, SA	82	2232	27.21
2) D. Thompson, Den	80	2172	27.15
3) B. McAdoo, NY	79	2097	26.5
4) K. Abdul-Jabbar, LA	62	1600	25.8
5) C. Murphy, Hou	76	1949	25.6
6) P. Westphal, Phoe	80	2014	25.2
7) R. Smith, Buff	82	2014	25.2
8) B. Lanier, Det	63	1542	24.5
9) W. Davis, Phoe	81	1959	24.2
10) B. King, NJ	79	1909	24.2
11) J. Williamson, NJ	75	1777	23.7
12) J. Drew, Atl	70	1623	23.2
13) R. Barry, GS	82	1898	23.1
14) A. Gilmore, Chi	82	1879	22.9
15) L. Robinson, NO	82	1862	22.7
16) A. Dantley, LA	79	1697	21.5
17) D. Issel, Den	82	1746	21.3
18) J. Erving, Phil	74	1528	20.6
19) L. Kenon, SA	81	1672	20.6
20) G. McGinnis, Phil	78	1587	20.3

FIELD GOAL PCT. (Min. 300 Made)

	FGM	FGA	PCT.
1) B. Jones, Den	440	761	.578
2) D. Dawkins, Phil	332	577	.575
3) A. Gilmore, Chi	704	1260	.559
4) K. Abdul-Jabbar, LA	663	1205	.550
5) S. English, Mil	343	633	.542
6) B. Lanier, Det	622	1159	.537
7) G. GERVIN, SA	864	1611	.536
8) B. Gross, Port	381	720	.529
B. PAULTZ, SA	518	979	.529
10) W. Davis, Phoe	786	1494	.526

FREE THROW PCT. (Min. 125 Made)

	FTM	FTA	PCT.
1) R. Barry, GS	378	409	.924
2) C. Murphy, Hou	245	267	.918
3) F. Brown, Sea	176	196	.898
4) M. Newlin, Hou	152	174	.874
5) S. Wedman, KC	221	254	.870
P. Maravich, NO	240	276	.870
7) J. Havlicek, Bos	230	269	.855
8) L. Kenon, SA	276	323	.854
R. Boone, KC	322	377	.854
10) W. Frazier, Cleve	153	180	.850

REBOUNDS (Min. 70 Games, 800 Rebs)

	GP	REBS	AVG.
1) L. Robinson, NO	82	1288	15.7
2) M. Malone, Hou	59	886	15.0
3) D. Cowens, Bos	77	1078	14.0
4) E. Hayes, Wash	81	1075	13.3
5) S. Nater, Buff	78	1029	13.2
6) A. Gilmore, Chi	82	1071	13.1
7) K. Abdul-Jabbar, LA	62	801	12.9
8) B. McAdoo, NY	79	1010	12.8
9) M. Webster, Sea	82	1035	12.6
10) W. Unseld, Wash	80	955	11.9

BLOCKED SHOTS (Min. 70 Games, 100 Blks)

	GP	BLKS	AVG.
1) G. Johnson, NJ	81	274	3.38
2) K. Abdul-Jabbar, LA	62	185	2.98
3) W. Rollins, Atl	80	218	2.73
4) B. Walton, Port	58	146	2.52
5) B. PAULTZ, SA	80	194	2.43
6) A. Gilmore, Chi	82	181	2.21
7) J. Meriweather, NO	54	118	2.19

B) E. Smith, Cleve	81	176	2.17
9) M. Webster, Sea	82	162	1.98
10) E. Hayes, Wash	81	159	1.96

ASSISTS (Min. 70 Games, 400 Asst)

	GP	ASST	AVG.
1) K. Porter, NJ	82	837	10.2
2) J. Lucas, Hou	62	768	9.4
3) R. Sobers, Ind	79	584	7.4
4) N. Nixon, LA	81	553	6.8
N. Van Lier, Chi	78	531	6.8
6) H. Bibby, Phil	82	464	5.7
7) F. Walker, Cleve	81	453	5.6
R. Smith, Buff	82	458	5.6
Q. Buckner, Mil	82	456	5.6
10) P. Westphal, Phoe	80	437	5.5

STEALS (Min. 70 Games, 125 Stls)

	GP	STLS	AVG.
1) R. Lee, Phoe	82	225	2.74
2) G. Williams, Sea	79	185	2.34
3) Q. Buckner, Mil	82	188	2.29
4) M. GALE, SA	70	159	2.27
5) D. Buse, Phoe	82	185	2.26
6) F. Walker, Cleve	81	176	2.17
7) R. Sobers, Ind	79	170	2.15
8) R. Smith, Buff	82	172	2.10
9) C. Ford, Det	82	166	2.02
10) W. Holland, Chi	82	164	2.00


TEAM OFFENSE

1) Philadelphia	114.7
2) SAN ANTONIO	114.5
3) New York	113.4
4) Milwaukee	112.4
5) Phoenix	112.3
6) Denver	111.8
7) Washington	110.3
Los Angeles	110.3
9) Kansas City	109.5
10) Detroit	109.0
11) Indiana	108.6
12) Portland	107.7
13) New Orleans	107.6
14) New Jersey	106.7
15) Golden State	106.1
16) Boston	105.7
17) Buffalo	105.3
18) Seattle	104.5
19) Cleveland	104.4
20) Chicago	103.9
21) Houston	103.8
22) Atlanta	103.7

TEAM DEFENSE

1) Portland	101.5
2) Seattle	102.9
3) Atlanta	103.9
Cleveland	103.9
5) Chicago	104.8
6) Golden State	105.7
7) Los Angeles	107.6
8) Boston	107.7
9) Houston	107.8
10) Phoenix	108.6
11) Buffalo	109.0
12) Washington	109.4
13) New Orleans	109.5
14) Philadelphia	109.6
15) Detroit	110.2
16) Denver	110.9
17) SAN ANTONIO	111.1
Indiana	111.1
19) Kansas City	111.4
20) New Jersey	112.5
21) Milwaukee	113.0
22) New York	114.0

**SPURS
OPPONENTS**



SPURS ROAD HEADQUARTERS

ATLANTA

Marriott
Courtland & Cain Sts.
Atlanta, Georgia 30303
(404) 659-6500

BOSTON

Dunley Family's Parker House
Tremont & School Sts.
Boston, Massachusetts 02107
(617) 227-8600

CHICAGO

Marriott O'Hare
8535 West Higgins Rd.
Chicago, Illinois 60631
(312) 693-4444

CLEVELAND

Sheraton Hopkins Airport
5300 Riverside Dr.
Cleveland, Ohio 44135
(216) 267-1500

DENVER

Stouffer's
3203 Quebec St.
Denver, Colorado 80207
(303) 321-8068

DETROIT

Troy Hilton
Maple Rd. & Stephenson Hwy.
Troy, Michigan 48084
(313)

GOLDEN STATE

Edgewater Hyatt House
455 Heegenberger Rd.
Oakland, California 94621
(415) 562-6100

HOUSTON

Stouffer's Greenway Plaza
Six Greenway Plaza East
Houston, Texas 77046
(713) 629-1200

INDIANA

Hilton Downtown
Ohio & Meridian Sts.
Indianapolis, Indiana 46204
(317) 635-2000

KANSAS CITY

Crown Center
1 Pershing Rd.
Kansas City, Missouri 64108
(816) 474-4400

LOS ANGELES

Airport Park Hotel
600 South Prairie
Inglewood, California 90301
(213) 673-5151

MILWAUKEE

Marc Plaza
509 W. Wisconsin Ave.
Milwaukee, Wisconsin 53203
(414) 271-7250

NEW JERSEY

Holiday Inn South
4701 Shelton Rd. at Rt. 287
South Plainfield, New Jersey 07080
(201) 735-5500

NEW ORLEANS

New Orleans Marriott
Canal & Chartres Sts.
New Orleans, Louisiana 70140
(504) 581-1000

NEW YORK

Loews Summit
East 51st St. at Lexington
New York, New York 10022
(212) 752-7000

PHILADELPHIA

Sheraton Airport Inn
Philadelphia International Airport
Philadelphia, Pennsylvania 19153
(215) 365-4150

PHOENIX

Hyatt Regency
122 North 2nd St.
Phoenix, Arizona 85004
(602) 257-1110

PORTLAND

Thunderbird Motor Inn
1401 N. Hayden Island Dr.
Portland, Oregon 97217
(503) 283-2111

SAN DIEGO

Sheraton Harbor Island
1380 Harbor Island Dr.
San Diego, California 92101
(714) 291-6400

SEATTLE

Seattle Hilton
6th & University Sts.
Seattle, Washington 98101
(206) 624-0500

WASHINGTON

Stouffer's National Center
2399 Jefferson Davis Hwy.
Arlington, Virginia 22202
(703) 979-6800



Hubie Brown

ATLANTA HAWKS



OFFICE

100 Techwood Drive NW
Atlanta, Georgia 30303
(404) 681-3600 Telex: 54-2855

HOME COURT

The Omni (15,600)

GAME TIMES

7:35 p.m.; 7:05 p.m, Sunday (ET)

DIRECTORY

Chairman of the Board	Ted Turner
President/General Manager	J. Michael Gearon
Head Coach	Hubie Brown
Assistant/Player Personnel	Frank Layden
Assistant Coach	Michael Fratello
Trainer	Joe O'Toole
Vice President, Administration	Stan Kasten
Vice President, Marketing	Bob Hope
Public Relations Director	Chet Wright
Promotions/Sales Director	Lee Stepancik
Controller	Steve Funk
Broadcasters	Skip Caray, Pete Van Wieren
Team Physician	Dr. David Apple
Team Dentist	Dr. Louis Friedman
Team Colors	Red, White, Gold
Radio	WSB (750)
Television	WTCG (Ch 17)
Ticket Prices	\$11, \$9, \$8.50, \$8, \$7, \$6, \$3

SPURS vs. HAWKS BY YEAR

76-77: Atlanta 4-0
77-78: San Antonio 3-1
All-Time: Atlanta 5-3

1978-79 SPURS vs. HAWKS

Dec. 26 (Tues) at San Antonio
Dec. 27 (Wed.) at Atlanta
Jan. 27 (Sat.) at Atlanta
Mar. 23 (Fri.) at San Antonio

ATLANTA HAWKS 1977-1978 FINAL STATISTICS (41-41)

PLAYER	G	MIN	FGM-FGA	PCT	FTM-FTA	PCT	REBOUNDS			AST	PF-0	STL	BS	TO	PTS	AVG	HI
							OFF	DEF	TOT								
Brown	75	1,594	192-405	474	165-200	825	137	166	303	105	280-18	55	8	116	549	7.3	27
Cross	77	1,935	319-751	425	235-296	797	24	37	121	294	143-0	108	5	150	874	11.4	30
Drew	70	2,203	566-1236	458	437-575	760	213	298	511	141	247-8	119	27	210	1623	23.2	46
Hawes	75	2,325	387-854	453	175-214	818	180	510	690	190	230-4	78	57	148	949	12.7	27
Hill	82	2,528	304-732	415	189-223	848	59	172	231	427	302-15	151	15	240	797	9.7	21
E. Johnson	79	1,875	332-686	484	164-201	816	51	102	153	235	232-4	100	4	168	828	10.5	29
O. Johnson	82	1,694	292-619	472	111-129	860	89	171	260	120	180-2	75	36	107	695	8.5	22
McMillen	68	1,883	280-568	495	116-143	811	151	265	416	84	233-8	33	16	109	676	9.9	23
Robertson	63	929	168-381	441	37-53	698	15	55	70	102	134-2	73	5	88	373	5.9	18
Rollins	80	1,794	253-520	486	104-147	707	179	373	552	79	326-16	57	218	121	610	7.6	21
Terry	27	166	25-68	368	9-11	819	3	12	15	7	14-0	6	0	8	59	2.2	6
OFFENSE	82		3335-7253	460	1836-2316	793	1160	2359	3519	1951	2470-80	916	408	1582	8506	103.7	
DEFENSE	82		3162-6671	474	2193-2930	748	1160	2608	3766	1774	2122-36	750	484	1980	8519	103.9	

BOSTON CELTICS



OFFICE

North Station
Boston, Massachusetts 02114
(617) 523-6050 Telex: 940806

HOME COURT

Boston Garden (15,276)

GAME TIMES

7:30 p.m.; 1:45 p.m. (ET)



Tom Sanders

DIRECTORY

Chairman of the Board	John Y. Brown
President/General Manager	Red Auerbach
Vice President/Asst. General Manager	Jeffrey W. Cohen
Vice President/Counsel	Jan Volk
Head Coach	Tom Sanders
Assistant Coach/Scout	K.C. Jones
Assistant Coach	Bob Mackinnon
Publicity Director	J. Howard McHugh
Promotions Director	Michael J. Cole
Sales Director	Tod Rosenzweig
Ticket Sales	Stephen Riley
Trainer	Frank Challant
Team Physician	Dr. Thomas M. Silva
Team Dentist	Dr. Samuel D. Kane
Team Colors	Green and White
Radio	WBZ (1030) Johnny Most
Television	WBZ (Ch 4) Bob Cousy
Ticket Prices	\$10, \$9, \$8, \$7, \$6, \$5, \$4, \$3

SPURS vs. CELTICS BY YEAR

76-77: Boston 4-0

77-78: San Antonio 4-0

All-Time: Tied 4-4

1978-79 SPURS vs. CELTICS

Oct. 24 (Tues.) at San Antonio

Nov. 3 (Fri.) at Boston

Feb. 14 (Wed.) at San Antonio

Apr. 1 (Sun.) at Boston

BOSTON CELTICS 1977-78 FINAL STATISTICS (32-50)

PLAYER	GP	MIN	FGM	FGA	PCT	FTM	FTA	PCT	REBOUNDS		ASST	PF	DD	STL	TG	BLK	PTS	AVG	HI	
									DEF	TOT										
Cowens	77	3215	598	1220	490	239	284	842	830	1078	351	297	5	102	217	87	1435	18.6	36	
Scott	31	1080	210	485	433	84	118	712	24	77	101	143	97	2	51	105	6	504	16.3	30
Havlicek	82	2797	546	1217	449	230	269	855	93	239	332	328	185	2	90	204	22	1322	16.1	32
White	46	1641	289	690	419	103	120	858	53	127	180	209	109	2	49	117	7	681	14.8	27
Bing	80	3256	422	940	449	244	296	824	76	136	212	300	247	2	79	216	18	1088	13.6	30
Wicks	81	2413	433	927	467	217	329	660	223	450	673	171	318	9	67	226	46	1083	13.4	35
Washington(Tot)	57	1617	247	507	487	170	246	691	215	398	614	72	188	3	47	107	54	664	11.6	22
Washington(Bos)	32	866	137	263	521	102	136	750	105	200	335	42	114	2	28	54	40	376	11.8	18
Stracom	55	1006	206	484	426	54	71	761	26	80	106	111	80	0	28	69	3	466	8.5	22
Maxwell	72	1213	170	316	538	188	250	752	138	241	379	68	151	2	53	122	48	526	7.3	21
Boswell	65	1149	185	357	518	93	123	756	117	171	288	71	284	5	25	95	14	463	7.1	22
Rouse	51	911	123	273	451	66	86	742	74	129	203	45	34	1	14	78	8	312	6.1	20
Chaney (Tot)	51	835	104	269	387	38	45	844	40	78	116	86	107	0	44	81	13	246	4.8	17
Chaney (Bos)	42	702	91	233	391	33	39	846	36	69	105	49	93	0	36	50	10	215	5.1	17
Abdul-Aziz	2	24	3	13	231	2	3	667	6	9	15	3	4	0	1	3	1	8	4.0	6
DiGregorio(Tot)	52	606	88	209	421	28	33	848	7	43	50	137	44	0	18	93	1	204	3.9	24
DiGregorio(Bos)	27	274	47	109	431	12	13	923	2	25	27	88	22	0	12	47	1	106	3.9	24
Saunders	26	243	30	91	330	14	17	824	11	26	37	11	24	0	7	29	4	74	2.8	12
Bigotow (Tot)	5	24	4	13	308	0	0	—	3	6	9	0	3	0	0	0	0	8	1.6	4
Bigelow (Bos)	4	17	3	12	250	0	0	—	1	3	4	0	1	0	0	0	0	6	1.5	4
Ard	1	9	0	1	000	1	2	500	1	3	4	1	1	0	0	0	0	1	1.0	1
Kuberski	3	14	1	4	250	0	0	—	1	5	6	0	2	0	1	2	0	2	0.7	2
OFFENSE	82	3494	7635	458	1682	2159	779	1235	2850	4085	1969	2033	32	643	1652	295	8670	105.7		
DEFENSE	82	3539	7761	458	1752	2278	769	1142	2575	3717	1981	1671	24	763	1412	374	8830	107.7		



Larry Costello

CHICAGO BULLS



OFFICE

333 N. Michigan Avenue
Chicago, Illinois 60601
(312) 346-1122 Telex: 254616

HOME COURT

Chicago Stadium (17,374)

GAME TIMES

7:30 p.m. (CT)

DIRECTORY

NBA Governor	William W. Wirtz
President	Phillip M. Klutznick
Managing Partner	H. Jonathan Kovler
General Manager	Rod Thorn
Head Coach	Larry Costello
Assistant Coaches	Gene Tomohlen, Scotty Robertson
Controller/Finance Officer	Irwin Mandel
Marketing/Public Relations Director	Brian McIntyre
Ticket Manager	Bob Davis
Trainer	Doug Atkinson
Team Physician	Dr. David Bachman
Team Colors	Red, White and Black
Ticket Prices	\$9, \$7, \$5, \$4
Radio	WIND (560) Jim Durham
Television	WGN (Ch 9), Jack Fleming, John Kerr

SPURS vs. BULLS BY YEAR

76-77: Chicago 3-1
77-78: Tied 2-2
All-Time: Chicago 5-3

1978-79 SPURS vs. BULLS

Dec. 20 (Wed.) at San Antonio
Dec. 22 (Fri.) at Chicago
Jan. 30 (Tues.) at Chicago

CHICAGO BULLS 1977-1978 FINAL STATISTICS (40-42)

PLAYER	GP	MIN	FGM	FGA	PCT	FTM	FTA	PCT	REBOUNDS			PF	DQ	STL	TO	BLK	PTS	AVG	HI	
									OFF	DEF	TOT									
Gilmore	82	3067	704	1260	559	471	869	704	318	753	1071	263	261	4	42	366	181	1879	22.9	38
Johnson	81	2870	561	1215	462	362	446	812	218	520	738	267	317	8	92	270	68	1484	18.3	39
Holland	82	2884	565	1285	442	223	279	795	105	189	294	313	258	4	184	223	14	1381	16.6	36
May	55	1802	280	617	454	175	216	810	118	214	332	114	170	4	50	325	5	735	13.4	27
Mangelt	81	1767	325	675	481	184	238	773	41	88	129	232	169	0	51	124	4	834	10.3	27
Russell	36	789	133	304	438	49	57	860	31	52	83	61	83	1	19	35	4	315	8.8	24
Van Lier	78	2524	200	477	419	172	229	751	86	198	284	531	279	5	144	200	5	572	7.3	23
Landsberger	82	926	127	251	506	91	157	580	110	191	301	41	78	0	21	69	6	345	5.6	25
Weatherspoon	41	611	86	194	443	37	42	881	57	68	125	32	74	0	19	49	10	209	5.1	17
Shepard	84	998	119	262	454	37	56	681	67	64	131	43	72	0	14	46	3	275	4.3	22
Armstrong	66	716	131	280	468	22	27	815	24	44	68	74	42	0	23	58	0	284	4.3	22
Dickey (Tot)	47	493	87	198	439	30	36	833	36	61	97	21	56	0	14	40	4	204	4.3	18
Dickey (Chi)	25	220	27	88	397	14	19	737	15	33	48	10	27	0	4	23	2	88	2.7	11
Borwick	22	227	23	50	460	10	13	769	14	45	59	44	36	0	3	26	4	56	2.5	10
Pondexter	44	534	37	85	435	14	20	750	36	94	130	87	66	0	19	30	15	86	2.0	14
And (Tot)	15	125	8	17	471	3	5	600	9	27	36	8	19	0	0	14	0	19	1.3	4
And (Chi)	14	116	8	18	500	2	3	667	8	24	32	7	18	0	0	0	0	18	1.3	4
Hansen	2	4	0	2	000	0	0	—	0	0	0	0	0	0	0	0	0	0	0.0	0
OFFENSE	82	3330	7041	473	1863	2471	754	1248	2577	3825	2119	1830	30	665	1667	322	8523	103.9		
DEFENSE	82	3565	7273	490	1466	1980	740	1065	2367	3432	2076	2199	46	777	1479	451	8596	104.8		

CLEVELAND CAVALIERS



OFFICE

The Coliseum
P.O. Box 355
Richfield, Ohio 44286
(216) 659-9100 Telex: 985376

HOME COURT

The Coliseum (19,548)

GAME TIMES

8:05 p.m.; 7:30 p.m. Sundays (ET)



Bill Fitch

DIRECTORY

President	Nick J. Mileti
General Manager/Coach	Bill Fitch
Assistant Coach/Scout	Jimmy Rodgers
Trainer	Charlie Strasser
Communications Director	Joann Klonowski
Media Relations Director	Steven Jay Levine
Sales/Marketing Director	Douglas Smith
Team Physician	Dr. Nicholas Sekerak
Team Dentist	Dr. Stanley Brown
Colors	Cavalier Wine and Gold
Ticket Prices	\$12.50, \$8.50, \$6.50, \$5.50, \$4.50
Radio	WWWF (1100) Joe Tait
Television	WJKW (Ch 8), Bill O'Donnell, Jim Mueller

SPURS vs. CAVALIERS BY YEAR

76-77: Tied 2-2

77-78: San Antonio 4-0

All-Time: San Antonio 6-2

1978-79 SPURS vs. CAVALIERS

Dec. 19 (Tues.) at Cleveland

Jan. 13 (Sat.) at San Antonio

Apr. 3 (Tues.) at Cleveland

Apr. 8 (Sun.) at San Antonio

CLEVELAND CAVALIERS 1977-78 FINAL STATISTICS (43-39)

PLAYER	GP	MIN	FGM	FGA	PCT	FTM	FTA	PCT	REBOUNDS			PF	DD	STL	TO	BLK	PTS	AVG	HI		
									OFF	DEF	TOT										
Russell	72	2520	523	1168	448	352	468	751	154	304	458	278	193	3	88	205	12	1398	19.4	36	
Frazier	51	1664	336	714	471	153	180	880	54	155	209	209	124	1	77	113	13	825	16.2	29	
Chomce	82	2906	525	1113	472	180	250	720	319	625	844	131	235	4	52	184	58	1230	15.0	31	
E. Smith	81	1956	402	809	497	205	308	663	178	500	678	57	241	4	50	141	176	1009	12.5	32	
Carr	82	2186	414	945	436	183	325	813	76	111	187	225	168	1	68	146	19	1011	12.3	30	
B. Smith	82	1581	369	840	439	108	135	800	65	142	207	91	155	1	58	81	21	846	10.3	30	
Walker	81	2496	287	641	448	159	221	719	76	218	294	453	218	0	176	181	24	733	9.0	20	
Furlow	53	827	192	443	433	88	99	889	47	80	107	72	67	0	21	77	14	472	8.9	23	
Brewer	80	1798	175	390	449	46	100	460	182	313	495	98	178	1	60	103	48	396	5.0	20	
Snyder	58	860	112	252	444	56	64	875	9	40	49	56	74	0	23	48	19	280	4.8	17	
Lamber	76	1075	142	336	423	27	48	563	125	199	324	38	168	0	27	62	50	311	4.1	16	
Jordan	22	171	19	58	339	12	16	750	2	9	11	32	10	0	12	14	1	50	2.3	11	
OFFENSE	82	3496	7707	454	1559	2116	741	1187	2676	3963	1740	1832	15	692	1380	455	8561	104.4			
DEFENSE	82		3474	7620	450	1574	2113	745	1214	2779	3993	1915	1952	16	690	1475	446	8522	103.9		



Larry Brown

DENVER NUGGETS

OFFICE

P.O. Box 4286
 Denver, Colorado 80204
 (303) 893-6700 Telex: 45687

HOME COURT

McNichols Sports Arena (17,297)

GAME TIMES

7:30 p.m.; 1:45, 7 p.m. Sundays



DENVER NUGGETS

DIRECTORY

President/General Manager	Carl Scheer
Head Coach	Larry Brown
Assistant Coaches	Don Walsh, George Irvine
Executive Vice President	Bob King
Vice President/Marketing	Paula Hanson
Vice President/Sales	Vern Brungard
Public Relations Director	Thomas A. Hohensee
Communications Director	Andy Komonchak
Trainer/Traveling Secretary	Bob Travaglini
Ticket Manager	Jim Brungard
Team Colors	Red, White and Blue
Ticket Prices	\$10, \$9, \$8, \$7, \$6, \$5
Radio	KOA (850), Al Albert, Bob Martin
Television	KWGN (Ch 2), Al Albert, Steve Jones

SPURS vs. NUGGETS BY YEAR

67-68: Denver 5-4	75-76: San Antonio 8-7
68-69: Tied 5-5	76-77: San Antonio 2-1
69-70: Denver 8-4	77-78: Denver 2-1
70-71: Denver 7-5	All-Time: Denver 61-48
71-72: Dallas 7-5	
72-73: Denver 8-3	
73-74: San Antonio 6-5	
74-75: Denver 8-3	

1978-79 SPURS vs. NUGGETS

Oct. 13 (Fri.) at Denver
Dec. 2 (Sat.) at San Antonio
Dec. 12 (Tues.) at Denver
Jan. 17 (Wed.) at San Antonio

DENVER NUGGETS 1977-78 FINAL STATISTICS (48-34)

PLAYER	GP	MIN	FGM			FGA			PCT	FTM			FTA			PCT	REBOUNDS			AST	PF	DG	STL	TO	BLK	PTS	AVG	HI
			P	A	P	F	A	P		O	D	T																
Thompson	80	3025	826	1584	521	520	668	778	156	234	390	362	213	1	92	245	99	2172	27.2	73								
Issel	82	2851	659	1287	512	428	547	782	253	577	830	304	279	5	100	259	41	1746	21.3	40								
Jones	75	2440	440	761	578	208	277	751	164	472	636	252	221	2	137	194	126	1088	14.5	29								
Taylor	39	1222	182	403	452	88	118	765	30	98	132	120	1	71	77	9	452	11.6	23									
Wilkinson	81	2782	382	936	438	157	210	743	98	375	474	439	275	3	126	294	21	921	11.4	24								
Hillman (Tot)	78	1966	340	710	479	167	286	584	199	378	577	102	290	11	63	175	81	847	10.9	28								
Hillman (Den)	33	746	104	209	498	49	81	605	73	166	239	53	130	4	14	66	37	257	7.8	16								
Roberts	82	1598	311	736	423	153	212	722	135	216	351	105	212	1	40	118	7	775	9.5	27								
Simpson (Tot)	64	1323	216	576	375	85	104	817	53	104	157	159	90	1	75	126	7	517	8.1	23								
Simpson (Den)	32	584	73	230	317	31	40	775	26	49	75	72	42	0	43	48	4	177	5.5	21								
Price	49	1090	141	293	481	51	66	773	30	129	159	158	118	0	69	101	4	333	6.8	22								
Calvin	77	988	147	333	441	173	206	640	11	73	84	148	87	0	46	108	5	467	6.1	20								
Ellis	78	1213	133	320	416	72	104	692	114	190	304	73	208	2	49	99	47	338	4.3	13								
LaGarde	77	868	96	237	405	114	150	760	75	139	214	47	146	1	17	101	17	306	4.0	14								
Smith	45	378	50	97	515	21	24	875	6	30	36	39	52	0	18	20	3	121	2.7	10								
Dorsey	7	37	3	12	250	3	5	600	5	15	20	2	9	0	2	3	2	9	1.3	3								
Cook	2	10	1	3	333	0	0	—	1	2	3	1	4	0	0	0	0	2	1.0	2								
OFFENSE	82		3548	7441	477	2068	2705	765	1177	2736	3913	2187	2116	20	824	1748	422	9164	111.6									
DEFENSE	82		3678	7799	472	1740	2365	736	1267	2546	3813	2248	2220	49	877	1620	524	9096	110.9									

DETROIT PISTONS



OFFICE

Pontiac Silverdome
1200 Featherstone
Pontiac, Michigan 48057
(313) 338-4667 Telex: 230120

HOME COURT

Silverdome (22,366)

GAME TIMES

8:05 p.m.; 7:05 p.m. Sunday (ET)



Dick Vitale

DIRECTORY

Managing Partner	William M. Davison
Consulting Partner	Herbert Tyner
Administrative Operations Director	Brian Hitsky
Coach	Dick Vitale
Assistant Coaches	Richie Adubato, Mike Brunker, Al Menezes
Public Relations Director	Bill Kreifeldt
Sales Director	Tom Wilson
Promotions Director	Harry Hutt
Trainer	Mike Abdouour
Team Physician	Dr. Benjamin Paolucci
Team Colors	Red, White, Blue
Ticket Prices	\$8, \$7, \$6, \$5, \$3.50, \$1.75
Radio	WJR (760)
Television	WKBD (Ch 50)

SPURS vs. PISTONS BY YEAR

76-77: San Antonio 2-1
77-78: San Antonio 2-1
All-Time: San Antonio 4-2

1978-79 SPURS vs. PISTONS

Oct. 28 (Sat.) at San Antonio
Dec. 23 (Sat.) at Detroit
Jan. 9 (Tues.) at San Antonio
Feb. 18 (Sun.) at Detroit

DETROIT PISTONS 1977-78 FINAL STATISTICS (38-44)

PLAYER	GP	MIN	FGM	FGA	PCT	FTM	FTA	PCT	REBOUNDS			AST	PF	DO	STL	TO	BLK	PTS	AVG	HI
									OFF	DEF	TOT									
Lanier	63	2311	622	1156	537	298	386	772	197	518	715	216	185	2	82	225	93	1542	24.5	41
Money	76	2557	600	1200	500	214	298	718	90	119	209	356	237	5	123	322	12	1414	18.6	39
Shumate (Tot)	80	2760	391	773	506	400	508	787	157	525	682	180	200	2	90	232	52	1182	14.8	31
Shumate (Det)	62	2170	316	622	508	326	409	797	125	429	554	122	142	1	76	186	43	958	15.5	31
Carr	79	2556	390	857	455	200	271	738	202	355	557	185	243	4	147	210	27	980	12.4	28
Douglas	79	1993	321	667	481	221	345	641	181	401	582	112	295	6	57	197	48	863	10.9	28
Simpson	32	739	143	346	413	54	64	844	27	55	82	87	48	1	32	78	3	340	10.6	23
Ford	82	2582	374	777	481	113	154	734	117	151	268	381	182	2	166	232	17	861	10.5	25
Barnes	12	289	53	118	449	14	29	483	26	63	91	19	43	2	7	29	11	120	10.0	15
Price (Tot)	83	1929	264	656	448	135	169	799	57	203	260	260	200	0	114	175	9	723	8.7	26
Price (Det)	34	839	153	363	421	84	103	816	27	74	101	102	82	0	45	74	5	390	11.5	26
Skinner (Tot)	77	1551	222	488	455	162	203	796	67	157	224	146	242	6	65	161	20	606	7.9	28
Skinner (Det)	69	1274	181	387	468	123	159	774	53	119	172	113	208	4	52	132	15	485	7.0	27
Gerard (Tot)	57	890	170	395	430	75	108	694	58	105	160	53	109	1	36	61	25	415	7.3	20
Gerard (Det)	47	805	154	355	434	64	93	686	49	97	146	44	96	1	34	54	32	372	7.9	20
Bostic	4	48	12	22	54.5	2	5	400	8	8	16	3	5	0	0	3	0	26	6.5	12
Norwood	16	260	34	85	415	20	29	690	27	27	54	14	45	0	13	17	3	86	5.5	13
Eberhard	37	576	71	180	444	41	61	672	37	65	102	26	64	0	13	23	4	183	4.9	20
K. Porter	8	127	14	31	45.2	9	13	692	5	10	15	36	18	0	5	12	0	37	4.6	14
Pogue	52	626	95	225	422	42	60	700	50	95	145	20	69	1	10	40	22	232	4.5	18
H. Porter	8	107	16	43	37.2	4	7	571	5	12	17	2	15	0	3	5	5	36	4.5	10
Britt	7	16	3	10	30.0	3	4	750	1	3	4	2	3	0	1	1	0	9	1.3	4
OFFENSE	82	3552	7424	478	1832	2490	736	1229	2601	3830	1840	1980	29	866	1858	339	8936	109.0		
DEFENSE	82	3688	7706	479	1652	2177	763	1244	2474	3738	2105	2068	27	902	1719	399	9038	110.2		



Al Attles

GOLDEN STATE WARRIORS

OFFICE

Oakland Coliseum Arena
Oakland, California 94621
(415) 638-6000 Telex: 335481

HOME COURT

Oakland Coliseum Arena (13,237)

GAME TIMES

7:30 p.m.; 1:45 p.m. Sundays (PT)



DIRECTORY

President	Franklin Mieuli
Assistant to the President	Scotty Stirling
General Manager/Head Coach	Alvin Attles
Assistant Coach	Joe Roberts
Trainer	Dick D'Oliva
Public Relations/Marketing Director	Robert Bestor
Ticket Manager	Louis Colla
Community Relations Director	Bruce Hale
Promotions Director	Scott MacTavish
Broadcasting Director	Michael Marquardt
Team Physician	Dr. Robert Albo
Ticket Prices	\$10, \$8, \$7, \$6, \$5
Team Colors	Blue and Gold
Radio	KNBR (68) Bill King
Television	KTVU (Ch 2), Bill King

SPURS vs. WARRIORS BY YEAR

76-77: Tied 2-2

77-78: Golden St. 3-1

All-Time: Golden St. 5-3

1978-79 SPURS vs. WARRIORS

Oct. 31 (Tues.) at San Antonio

Dec. 8 (Fri.) at Golden State

Dec. 16 (Sat.) at San Antonio

Feb. 11 (Sun.) at Golden State

GOLDEN STATE WARRIORS 1977-78 FINAL STATISTICS (43-39)

PLAYER	G	MIN	FGM	FGA	PCT	FTM	FTA	PCT	REBOUNDS			PF	DQ	STL	TO	BLK	PTS	AVG	HI	
									OFF	DEF	TOT									
Barry	82	3024	760	1686	451	378	409	924	75	374	449	446	188	1	158	224	45	1898	23.1	55
Smith	82	2940	648	1373	472	316	389	812	100	200	300	393	219	2	108	266	27	1612	19.7	33
Parish	82	1969	430	911	472	165	264	625	211	469	680	95	291	10	79	201	123	1025	12.5	28
Parker	82	2069	406	783	519	122	173	705	167	222	389	155	186	0	135	128	36	934	11.4	26
Williams(Tot)	73	1249	312	724	431	101	121	835	65	139	204	74	181	3	57	83	34	725	9.9	27
Williams(G.S.)	46	815	222	510	435	70	84	833	38	76	114	40	120	2	36	58	22	514	11.2	27
Ray	79	2268	272	476	571	148	243	609	236	522	758	147	291	9	74	150	90	692	8.8	21
Coleman	72	1801	212	446	475	40	55	727	117	259	376	100	253	4	86	95	23	464	6.4	18
Johnson	32	492	96	235	409	7	10	700	23	39	62	48	53	0	31	23	4	199	6.2	23
Dickey	22	273	60	130	462	16	17	941	21	28	46	11	29	0	10	17	2	136	6.2	16
Dudley	78	1680	127	249	510	138	195	708	86	201	287	409	181	0	88	103	2	392	5.0	14
Cox	43	453	69	173	299	58	100	580	42	101	143	12	82	1	21	36	10	196	4.5	23
Marsh	60	851	123	289	426	29	33	697	16	59	75	90	111	0	29	50	19	269	4.5	23
Green	78	1098	143	375	381	54	90	600	49	67	116	149	95	0	58	79	1	340	4.5	22
McNeill	9	67	6	18	333	15	19	789	2	12	14	2	14	0	0	7	1	27	3.0	6
OFFENSE	82		3574	7654	467	1550	2081	745	1183	2625	3812	2097	2113	29	673	1518	405	8698	106.1	
DEFENSE	82		3425	7366	465	1820	2408	756	1185	2794	3979	2037	1975	21	728	1738	408	8670	105.7	

HOUSTON ROCKETS



OFFICE

The Summit
Ten Greenway Plaza East
Houston, Texas 77046
(713) 627-0600 Telex: 762885

HOME COURT

The Summit (15,676)

GAME TIMES

8:05 p.m. (CT)



Tom Nissalke

DIRECTORY

Chairman of the Board	William Alvenson
President/General Manager	Ray Patterson
Head Coach	Tom Nissalke
Assistant Coach	Del Harris
Trainer	Dick Vandervoort
Public Relations Director	Jim Foley
Marketing Director	Gary Loh
Broadcasting Director	Gene Peterson
Team Physician	Dr. Charles Baker
Team Dentist	Dr. Larry Byrd
Ticket Prices	\$8.50, \$6, \$4.50, \$3.50
Team Colors	Red and Gold
Radio	KXYZ (1320) Gene Peterson
Television	KHTV (39) Gene Peterson

SPURS vs. ROCKETS BY YEAR

76-77: Tied 2-2

77-78: San Antonio 3-1

All-Time: San Antonio 5-3

1978-79 SPURS vs. ROCKETS

Nov. 18 (Sat.) at Houston

Feb. 25 (Sun.) at San Antonio

Mar. 30 (Fri.) at San Antonio

Apr. 7 (Sat.) at Houston

HOUSTON ROCKETS 1977-78 FINAL STATISTICS (28-54)

PLAYER	G	MIN	FGM	FGA	PCT	FTM	FTA	PCT	REBOUNDS			PF	DQ	STL	TO	BLK	PTS	AVG	HI	
									OFF	DEF	TOT									
Murphy	76	2900	859	1737	491	245	267	918	57	107	164	259	241	4	112	173	3	1949	25.8	57
Tamjanavicius	23	849	217	447	485	61	81	753	40	98	138	32	63	0	15	38	5	495	21.5	35
Macone	59	2107	413	828	499	218	443	718	380	506	886	31	179	2	48	220	76	1144	19.4	35
Newlin	45	1861	216	495	436	152	174	674	36	64	120	203	128	1	52	120	9	584	13.0	27
Lucas	82	2933	412	947	435	193	250	772	51	204	255	768	208	1	160	213	9	1017	12.4	28
O Jones	82	2476	346	777	445	181	233	777	215	426	641	109	265	2	77	165	39	873	10.6	22
Kuylenstierna	80	2152	368	842	437	93	135	689	262	431	693	97	315	13	44	141	90	829	10.4	27
Rand	80	1849	261	574	455	63	96	656	111	248	359	121	277	8	67	81	51	585	7.3	29
Bradley	43	798	130	304	428	43	59	729	24	75	99	54	83	1	16	55	6	303	7.0	20
Behagel	3	33	7	11	636	0	1	000	2	5	7	2	6	0	0	3	0	14	4.7	8
Ratloff	68	1163	130	310	419	39	47	830	56	106	162	153	109	0	60	67	22	299	4.4	16
Johnson	1	11	1	4	250	2	3	667	2	1	3	1	3	0	0	3	0	4	4.0	4
Kubicek	45	606	84	197	426	27	33	818	27	64	91	50	34	0	10	24	3	195	4.0	14
Abdul-Aziz(Tal)	16	158	23	60	383	17	23	739	19	31	50	10	29	0	3	11	3	63	3.9	8
Abdul-Aziz(Hus)	14	134	20	47	425	15	20	750	13	22	35	7	25	0	2	8	2	55	3.9	8
White	21	319	31	85	365	14	18	778	8	13	21	22	24	0	8	32	0	76	3.6	10
Dunheavy (Tot)	15	119	20	50	400	13	18	722	1	9	10	26	12	0	9	12	1	53	3.5	9
Gonzaway (Hou)	11	102	17	43	399	11	16	688	1	8	9	22	12	0	6	9	1	45	4.1	9
R Jones	10	66	11	20	550	4	10	400	5	9	14	2	16	0	1	7	1	26	2.6	6
Martell	20	110	5	17	204	6	10	600	10	11	21	7	16	0	3	8	2	16	0.8	6
Bond	7	21	2	6	333	0	0	—	1	3	4	2	1	0	1	2	0	4	0.6	2
OFFENSE	82		3523	7691	458	1467	1996	774	1301	9421	3722	1942	2025	32	583	1376	319	8513	109.8	
DEFENSE	82		3571	7464	482	1699	2238	759	1195	2525	3720	1990	1752	18	605	1410	360	8841	107.8	



Bobby Leonard

INDIANA PACERS

OFFICE

Market Square Center
Indianapolis, Indiana 46204
(317) 632-3636 Telex: 272150

HOME COURT

Market Square Arena (16,926)

GAME TIMES

8:05 p.m.; 1:45 p.m./7:05 p.m., Sundays (ET)



INDIANA
PACERS

DIRECTORY

NBA Governor	James L. Walker
General Manager/Coach	Bob Leonard
Assistant General Manager	Nancy A. Leonard
Assistant Coach	Jerry Oliver
Trainer/Team Administrator	David H. Craig
Public Relations Director	Sandy Knapp
Publicity Director	Lee Daniel
Sales/Marketing Manager	Basil De Vito
Promotions Manager	Doug Housemeyer
Business/Ticket Manager	Becky Wheeler
Team Physicians	Dr. F. Robert Brueckmann, Dr. Richard Hutson
Team Dentist	Dr. Edwin Pollack
Team Colors	Blue and Gold
Radio	WIBC (1070) Bob Lamey
Television	WTTV (Ch. 4) Don Hein
Ticket Prices	\$10, \$8.50, \$8.00, \$7.50, \$7, \$6, \$5, \$3

SPURS Vs. PACERS BY YEAR

67-68 Tied 3-3	75-76: San Antonio 9-8
68-69: Dallas 5-1	76-77: Tied 2-2
69-70: Dallas 4-2	77-78: San Antonio 3-1
70-71: Indiana 8-4	All-Time: San Antonio 54-46
71-72: Dallas 7-5	
72-73: Indiana 7-4	
73-74: San Antonio 6-5	
74-75: San Antonio 7-4	

1978-79 SPURS vs. PACERS

Nov. 21 (Tues.) at San Antonio
Dec. 15 (Fri.) at Indiana
Jan. 28 (Sun.) at Indiana
Mar. 25 (Sun.) at San Antonio

INDIANA PACERS 1977-78 FINAL STATISTICS (31-51)

PLAYER	GP	MIN	FGM	FGA	PCT	FTM	FTA	PCT	REBOUNDS					PF	DQ	STL	TO	BLK	PTS	AVG	HI
									OFF	DEF	TOT	AST									
Danley	23	948	201	403	499	207	263	787	94	122	216	65	76	1	48	67	17	609	26.5	37	
Williams	42	1449	335	795	421	134	161	632	86	120	192	131	4	47	127	0	804	19.1	43		
Sebers	79	3019	553	1221	453	330	400	825	92	235	327	584	308	10	170	352	23	1436	18.2	31	
Bantow	82	2775	502	1047	479	254	342	743	184	428	610	238	333	13	100	218	50	1258	15.3	38	
Edwards (Tot)	83	3405	495	1093	453	272	421	646	197	418	615	85	322	12	53	169	78	1262	15.2	33	
Edwards (Ind)	58	1682	350	777	450	192	296	649	153	282	435	56	233	9	36	112	50	892	15.4	33	
Tatum (Tot)	82	2522	510	1087	469	153	196	781	79	216	295	296	257	5	140	184	40	1173	14.3	25	
Tatum (Ind)	57	1659	357	773	462	106	137	788	56	149	205	226	172	4	103	131	30	822	14.4	25	
Roundfield	79	2423	421	861	489	218	300	727	275	527	602	196	297	4	81	194	149	1060	13.4	36	
Benagen (Tot)	80	1735	346	804	430	179	247	725	201	312	513	101	263	4	62	174	31	871	10.9	34	
Benagen (Ind)	51	1131	222	544	408	126	176	727	146	187	333	65	160	1	32	113	19	572	11.2	34	
Carrington (Tot)	72	1653	253	589	430	130	171	760	70	104	174	117	205	8	65	118	23	636	8.8	28	
Carrington (Ind)	35	821	96	197	467	58	74	784	28	34	82	62	73	1	22	52	11	250	7.1	17	
Roshon	23	588	73	181	403	50	64	781	47	126	173	48	59	1	20	34	15	196	8.5	16	
Clintore	65	1327	142	386	368	68	132	667	139	281	420	80	174	4	74	73	71	372	5.4	19	
Flynn	71	355	120	267	449	55	97	567	47	70	117	142	52	0	41	75	10	295	4.2	14	
Neumann	20	216	35	86	407	13	18	722	5	9	14	27	24	0	6	22	1	83	4.2	15	
Green	44	449	56	128	438	29	56	696	31	40	71	30	67	0	14	23	2	151	3.4	13	
Wilson	12	86	14	36	389	2	3	667	6	6	12	8	16	0	2	6	1	30	2.5	12	
Bennett	31	285	23	81	284	28	45	622	49	84	93	22	54	1	11	30	7	74	2.4	8	
Smith	1	7	0	0	0	0	0	0	0	0	0	1	1	0	0	0	0	0	0.0	0	
OFFENSE	82		3500	7763	450	1904	2564	743	1386	2624	4010	1962	2230	53	806	1642	456	8904	108.6		
DEFENSE	82		3634	7663	474	1841	2455	750	1350	2793	4143	2259	2135	39	727	1762	466	9109	111.1		

KANSAS CITY KINGS



OFFICE

1800 Genessee Suite 101
Kansas City, Missouri 64102
(816) 421-3131 Telex: 426118

HOME COURT

Kemper Memorial Arena (16,320)
St. Louis Checkerdome (20,000)

GAME TIMES

7:35 p.m. (CT)



Cotton Fitzsimmons

DIRECTORY

President/General Manager	Joe Axelson
Assistant General Manager	Larry Staverman
Head Coach	Cotton Fitzsimmons
Assistant Coach/Scout	Frank Hamblen
Business Manager	Elise Childers
Communications/Sales	David Busch
Publicity Director/Sales	David Axelson
Trainer	Bill Jones
Broadcaster	Neil Funk
Team Physician	Dr. Howard J. Eilfeldt
Team Colors	Red, White, Blue
Ticket Prices	KC-\$8.45, \$7.40, \$6.35, \$5.30, \$3.20
Radio	KCKN (1340)
Television	KBMA (Ch 41)

SPURS vs. KINGS BY YEAR

76-77: San Antonio 3-1
77-78: San Antonio 4-0
All-Time: San Antonio 7-1

1978-79 SPURS vs. KINGS

Jan. 19 (Fri.) at Kansas City
Jan. 24 (Wed.) at San Antonio
Mar. 2 (Fri.) at San Antonio
Mar. 21 (Wed.) at Kansas City

KANSAS CITY KINGS 1977-78 FINAL STATISTICS (31-51)

PLAYER	GP	MIN	FGM	FGA	PCT	FTM	FTA	PCT	REBOUNDS			PF	DQ	STL	TO	BLK	PTS	AVG	HI	
									OFF	DEF	TOT									
Wedman	81	2961	607	1192	509	221	254	870	144	319	463	201	242	2	99	158	22	1435	17.7	35
Boone	82	2653	563	1271	443	322	377	854	112	157	269	311	233	3	105	303	11	1448	17.7	40
Birdsong	73	1878	470	955	492	216	310	697	70	105	175	174	179	1	74	145	12	1156	15.8	37
Washington	78	2231	425	891	477	150	199	754	188	466	654	118	324	12	74	191	73	1000	12.8	29
Allen	77	2147	373	846	441	174	220	791	66	163	229	260	180	0	93	217	28	920	11.5	30
Robinzine	82	1748	305	677	451	206	271	760	173	366	539	72	281	5	74	172	11	816	10.0	28
Lacey	77	2131	265	590	449	134	187	717	155	487	642	300	364	7	120	186	108	664	8.6	24
Burleson	76	1525	228	525	434	197	248	794	170	312	482	131	259	6	62	123	81	652	8.6	20
Nash	66	800	157	304	516	50	89	725	75	94	169	46	75	0	27	47	18	364	5.5	33
Kuester	78	1215	145	319	455	87	105	829	19	95	114	252	143	1	58	97	1	377	4.8	21
Restani (Tot)	54	547	72	167	431	9	13	692	36	72	108	30	41	0	5	17	5	153	2.8	10
Restani (K.C.)	46	463	59	139	424	9	11	818	32	62	94	21	37	0	5	15	4	127	2.8	10
Bigelow	1	7	1	1	1000	0	0	—	2	3	5	0	2	0	0	0	0	2	2.0	2
Nelson	8	53	3	14	214	9	14	818	1	2	3	5	0	0	8	1	15	1.9	4	
McCarter	1	9	0	2	000	0	0	—	0	1	1	0	1	0	0	0	0	0.0	0	
Hansen (Tot)	5	13	0	7	000	0	0	—	1	0	1	1	3	0	1	1	0	0.0	0	
Hansen (K.C.)	3	9	0	5	000	0	0	—	1	0	1	1	3	0	1	0	0	0.0	0	
OFFENSE	82		3601	7731	466	1775	2282	785	1208	2632	3840	1992	2228	37	794	1690	370	8977	109.5	
DEFENSE	82		3564	7521	474	2004	2635	701	1232	2684	3916	1928	2088	18	796	1594	408	9132	111.1	



Jerry West

LOS ANGELES LAKERS

OFFICE

The Forum
P.O. Box 10
Inglewood, California 90306
(213) 674-6000 Telex: 653516

HOME COURT

The Forum (17,505)

GAME TIMES

8 p.m.; 7 p.m. Sundays (PT)



DIRECTORY

Chairman of the Board/President	Jack Kent Cooke
General Manager	Bill Sharman
Assistant General Manager	Chick Hearn
Coach	Jerry West
Assistant Coaches	Jack McCloskey, Stan Albeck
Public Relations Director	Roy Englebrecht
Promotions Director	Roy Englebrecht
Ticket Manager	Vern Ausmus
Team Physician	Dr. Robert K. Kerlan
Trainer	Jack Curran
Vice President/Sales	Jim Hunkins
Ticket Prices	\$10, \$8, \$7.50, \$7, \$5.75
Team Colors	Forum Blue and Gold
Television	KHJ (Ch. 9) Chick Hearn, Pat Riley
Radio	KLAC (570) Chick Hearn, Pat Riley

SPURS vs. LAKERS BY YEAR

76-77: Los Angeles 3-1
77-78: Tied 2-2
All-Time: Los Angeles 5-3

1978-79 SPURS vs. LAKERS

Oct. 22 (Sun.) at Los Angeles
Dec. 6 (Wed.) at San Antonio
Feb. 6 (Tues.) at Los Angeles
Mar. 14 (Wed.) at San Antonio

LOS ANGELES LAKERS 1977-78 FINAL STATISTICS (45-37)

PLAYER	GP	MIN	FGM	FGA	PCT	FTM	FTA	PCT	OFF	REBOUNDS		AST	PF	DQ	STL	TO	BLK	PTS	AVG	HI
										DEF	TOT									
Abdul-Jabbar	82	2265	863	1205	.550	274	350	.783	186	815	801	269	182	1	103	208	185	1600	25.8	43
Dantley (Tot)	79	2933	578	1128	.512	541	890	.796	265	355	620	253	233	2	118	228	24	1697	21.5	37
Dantley (L.A.)	58	1985	377	725	.520	334	417	.801	171	233	404	188	157	1	70	161	7	1088	19.4	37
Edwards	25	723	145	316	.459	80	125	.640	44	136	180	29	89	3	16	57	26	370	14.8	32
Tatum	25	563	153	314	.487	45	59	.763	23	67	90	70	85	1	37	53	10	351	14.0	25
Hudson	82	2283	493	892	.497	137	177	.774	80	108	188	193	196	0	94	150	14	1123	13.7	30
Nixon	81	2779	496	936	.497	115	161	.714	41	198	239	553	258	3	138	251	7	1107	13.7	28
Scott (Tot)	79	2473	435	994	.438	194	260	.746	82	187	249	378	252	5	110	238	17	1064	13.5	30
Scott (L.A.)	48	1393	225	509	.442	110	147	.775	38	110	148	235	155	4	59	133	11	560	11.7	24
Wilkes	51	1490	277	630	.440	106	148	.716	113	267	380	162	162	1	77	107	22	860	12.9	29
Washington	25	751	110	244	.451	58	110	.618	110	169	279	30	74	1	19	53	24	288	11.5	22
Ford	79	1945	272	576	.472	68	90	.756	106	247	353	142	210	1	68	88	46	512	7.7	22
Abernethy	73	1317	201	404	.498	91	111	.820	105	160	295	101	122	1	55	50	22	493	6.8	24
Carr	52	733	134	302	.444	55	85	.647	53	155	208	26	127	0	18	69	14	323	6.2	15
Robisch (Tot)	78	1277	177	430	.412	100	129	.775	100	252	352	88	130	1	39	71	29	454	5.8	16
Robisch (L.A.)	55	679	104	249	.418	50	65	.769	53	126	179	40	71	0	19	37	14	258	4.7	16
DiGregorio	25	332	41	100	.410	16	20	.800	5	18	23	71	22	0	6	46	0	98	3.9	11
Chaney	9	133	12	36	.361	5	6	.833	4	7	11	17	14	0	9	11	3	31	3.4	11
Davis	33	334	30	72	.417	22	29	.759	4	31	35	83	39	1	15	35	2	82	2.5	10
OFFENSE	82		3734	7672	.487	1576	2095	.752	1136	2647	3783	2229	1964	18	802	1548	409	9044	110.3	
DEFENSE	82		3648	7860	.463	1529	2050	.746	1365	2599	3964	2073	1919	30	766	1570	379	8825	107.6	

MILWAUKEE BUCKS



OFFICE

901 North Fourth Street
Milwaukee, Wisconsin 53203
(414) 272-6030 Telex: 26849

HOME COURT

Milwaukee Arena (10,938)

GAME TIMES

7:30 p.m.; 8 p.m. Friday & Saturday (CT)



Don Nelson

DIRECTORY

Chairman of the Board/President	James F. Fitzgerald
Vice President/Consultant	Wayne Embry
Head Coach	Don Nelson
Business Operations Director	John Steinmiller
Assistant Coach	John Killilea
Administrative Assistants	Rick Sund, Jon McGlocklin, Ron Bloomberg
Publicity Director	Bill King
Ticket Manager	Bea Westfahl
Trainer	Tony Spino
Broadcasters	Eddie Doucette, Jon McGlocklin
Team Colors	Forest Green, Red, White
Television	WTV (Ch. 18)
Radio	WTMJ (620)
Ticket Prices	\$10, \$7, \$5.50, \$3.75

SPURS vs. BUCKS BY YEAR

76-77: Milwaukee 3-1
77-78: Tied 2-2
All-Time: Milwaukee 5-3

1978-79 SPURS vs. BUCKS

Oct. 14 (Sat.) at San Antonio
Nov. 23 (Thurs.) at Milwaukee
Dec. 28 (Thurs.) at San Antonio
Mar. 18 (Sun.) at Milwaukee

MILWAUKEE BUCKS 1977-78 FINAL STATISTICS (44-38)

PLAYER	GP	MIN	FGM	FGA	PCT	FTM	FTA	PCT	REBOUNDS				PF	DQ	STL	TO	BLK	PTS	AVG	HI	
									OFF	DEF	TOT	AST									
Winters	80	2751	674	1457	463	246	293	840	87	163	250	393	239	4	124	236	27	1584	19.9	37	
Johnson	80	2765	828	1204	523	301	409	736	292	555	847	190	221	3	92	175	103	1557	19.5	32	
Meyers	80	2416	432	936	461	314	435	722	144	393	537	241	240	2	86	213	46	1178	14.7	24	
Bridgeman	82	1876	476	947	503	166	205	810	114	176	290	175	202	1	72	176	30	1118	13.6	35	
English	82	1552	343	633	542	104	143	727	144	251	395	129	178	1	41	137	55	790	9.6	21	
Buckner	82	2072	314	671	468	131	203	645	78	169	247	456	287	6	188	228	18	759	9.3	27	
Ganelli	82	2327	307	629	488	79	123	642	166	343	509	192	189	4	54	147	92	693	8.5	21	
Benson	69	1288	220	473	465	92	141	652	89	206	295	99	177	1	69	119	54	532	7.7	21	
Grunfeld	73	1261	204	461	433	94	143	637	70	124	194	145	150	1	54	98	19	502	6.9	22	
Walton	78	1264	154	344	448	54	83	651	26	50	76	253	94	0	77	107	33	362	4.6	14	
Erkins (Tot)	33	406	44	89	512	50	60	833	29	46	75	29	71	0	7	33	17	138	4.2	10	
Erkins (Mil)	17	155	14	34	411	21	26	308	12	17	29	12	25	0	4	9	7	49	2.9	9	
Rustani	8	84	13	28	464	0	2	300	4	10	14	9	4	0	2	1	26	3.3	8		
Laurel	10	57	10	31	323	4	4	1000	6	4	10	3	10	0	3	4	1	24	2.4	8	
Lloyd	14	112	12	33	364	6	10	600	7	19	26	9	22	0	3	7	5	30	2.1	5	
OFFENSE	82		3891	7883	482	1612	2220	786	1839	2480	3715	2306	2038	23	867	1680	472	9214	112.4		
DEFENSE	82			3715	7778	481	1832	2404	762	1234	2617	3851	2248	2019	75	790	1783	468	9262	113.0	



Kevin Loughery

NEW JERSEY NETS



OFFICE

30 Park Ave.
Rutherford, New Jersey 07070
(201) 935-8888 Telex: 133587

HOME COURT

Rutgers Athletic Center (9,050)
Piscataway, New Jersey

GAME TIMES

8:05 p.m.; 1:45 p.m. Sundays (ET)

DIRECTORY

General Manager	Charlie Theokas
Head Coach	Kevin Loughery
Marketing Director	Philip Dundie
Ticket Manager	Leo Palmieri
Public Relations Director	Ted Pase
Assistant Coach	Dave Wohl
Trainer	Fritz Massmann
Team Physician	Dr. Allan Levy
Promotions	Penny Gaffney
Radio	WVNJ (62) John Sterling Mike DiTomasso
Television	WOR (Ch. 9) Steve Albert, Bob Goldsholl
Team Colors	Red, White, Blue
Ticket Prices	\$10, \$9, \$8, \$6

SPURS vs. NETS BY YEAR

67-68: Tied 3-3	75-76: New York 7-5
68-69: Dallas 4-2	76-77: San Antonio 3-1
69-70: Dalas 4-2	77-78: San Antonio 4-0
70-71: Tied 3-3	All-Time: San Antonio 39-35
71-72: Tied 3-3	
72-73: Tied 4-4	
73-74: New York 5-3	
74-75: New York 5-3	

1978-79 SPURS vs. NETS

Nov. 25 (Sat.) at San Antonio
Jan. 5 (Fri.) at New Jersey
Mar. 6 (Tues.) at New Jersey
Apr. 4 (Wed.) at San Antonio

NEW JERSEY NETS 1977-78 FINAL STATISTICS (24-58)

PLAYER	GP	MIN	FGM	FGA	PCT	FTM	FTA	PCT	OFF	REBOUNDS		AST	PF	DD	STL	TO	BLK	PTS	AVG	HI	
										DEF	TOT										
King	79	2092	798	1865	.479	313	462	.677	265	486	751	193	302	5	122	311	36	1909	24.2	44	
Williamson (Tot)	75	2731	723	1649	.438	321	391	.847	66	161	227	214	236	6	34	228	10	1777	23.7	50	
Williamson (N.J.)	33	1282	388	854	.454	197	230	.857	32	75	107	82	105	2	47	101	10	973	29.5	50	
Skinner	8	277	41	101	.406	39	44	.886	14	38	52	33	34	2	13	29	5	121	15.1	28	
K Porter (Tot)	82	2813	495	1055	.469	244	320	.763	53	161	214	837	283	6	123	360	15	1234	15.0	40	
K Porter (N.J.)	74	2686	481	1024	.470	235	307	.765	48	151	199	801	265	6	118	348	15	1197	16.2	40	
Hilman	45	1220	236	501	.471	118	205	.576	126	212	338	49	160	7	49	109	44	590	13.1	28	
H Porter (Tot)	63	1323	309	635	.487	124	155	.800	100	179	279	42	134	0	29	55	38	742	11.8	29	
H Porter (N.J.)	55	1216	293	592	.495	120	148	.811	95	167	262	40	119	0	26	50	33	706	12.8	29	
Hawkins	15	343	69	150	.460	25	29	.862	21	29	50	37	51	1	22	43	13	163	10.9	25	
Carrington	37	1032	157	392	.401	72	97	.742	42	70	112	55	132	5	43	66	12	386	10.4	28	
Johnson	81	2411	285	721	.395	133	185	.719	245	534	779	111	339	20	78	221	274	703	8.7	24	
Averitt	21	489	69	188	.367	36	45	.800	7	26	33	68	37	1	17	55	1	174	8.3	32	
Jordan (Tot)	73	1213	215	538	.400	131	167	.784	35	84	119	177	94	0	126	106	19	561	7.7	30	
Jordan (N.J.)	51	1042	196	482	.407	119	151	.788	33	75	108	145	84	0	114	92	18	511	10.0	30	
Nelson (Tot)	33	406	85	211	.403	57	84	.679	13	39	52	34	33	0	22	48	7	227	6.9	22	
Nelson (N.J.)	25	353	82	197	.416	48	73	.658	12	37	49	29	28	0	20	40	6	212	8.5	22	
Washington (Tot)	38	561	100	206	.485	29	53	.547	50	106	156	10	75	2	18	63	37	229	6.0	19	
Washington (N.J.)	24	523	92	187	.492	26	47	.553	48	94	142	8	72	2	17	53	35	210	8.8	19	
Crow	15	154	35	80	.438	14	20	.700	14	13	27	8	24	0	5	12	1	84	5.6	16	
Bassell	85	1474	149	384	.388	50	97	.515	142	262	404	63	181	5	62	80	33	348	5.4	17	
Van Breda Kolff	68	1419	107	292	.366	87	123	.707	66	178	244	105	192	7	52	73	46	301	4.4	13	
Wohl	10	118	12	24	.353	11	12	.917	1	3	4	12	24	0	3	16	0	35	3.5	17	
Hughes	56	854	57	160	.356	9	29	.310	95	145	240	38	163	9	49	57	49	123	2.2	13	
OFFENSE	82	3547	8004	443	1652	2304	717	1306	2595	3901	1879	2312	72	857	1274	631	8746	106.7			
DEFENSE	82		3544	7620	465	2135	2830	754	1312	2996	4308	2073	1999	29	852	1664	560	9223	112.5		

NEW ORLEANS JAZZ



OFFICE

Louisiana Superdome
P.O. Box 58213
New Orleans, Louisiana 70153
(504) 587-4263 Telex: 584208

HOME COURT

Louisiana Superdome (47,284)

GAME TIMES

7:35 p.m.; 12:45 p.m. Sundays (CT)



Elgin Baylor

DIRECTORY

President	Sam Battistone Jr.
Vice President	Tom Willingham
Head Coach	Elgin Baylor
Assistant Coach	Bill Bertka
Trainer/Traveling Secretary	Don Sparks
Public Relations Director	Dave Fredman
Customer Services Director	Alan Graham
Community Relations	Nancy Marshall
Broadcaster	Rod Hundley
Ticket Manager	Becky Hinton
Team Physician	Dr. Charles Brown
Team Colors	Purple, Green, Gold
Tickets	\$8.50, \$7, \$5, \$1.99
Radio	WGSO (1280)
Television	WGNO (Ch. 26)

SPURS vs. JAZZ BY YEAR

76-77: San Antonio 3-1

77-78: San Antonio 3-1

All-Time: San Antonio 6-2

1978-79 SPURS vs. JAZZ

Nov. 10 (Fri.) at New Orleans

Jan. 3 (Wed.) at San Antonio

Mar. 15 (Thurs.) at New Orleans

Mar. 28 (Wed.) at San Antonio

NEW ORLEANS JAZZ 1977-78 FINAL STATISTICS (39-43)

PLAYER	GP	MIN	FGM	FGA	PCT	FTM	FTA	PCT	REBOUNDS			PF	DQ	STL	TO	BLK	PTS	AVG	HI	
									OFF	DEF	TOT									
Maravich	50	2041	556	1253	444	240	276	870	49	129	178	335	116	1	101	248	8	1352	27.0	42
Robinson	82	3638	748	1683	444	366	572	640	298	990	1288	171	265	5	73	301	79	1862	22.7	39
Goodrich	81	2553	520	1050	495	264	332	795	75	102	177	388	186	0	82	205	22	1304	16.1	38
James	80	2118	428	861	497	117	157	745	163	258	421	112	254	5	36	130	22	973	12.2	30
Kelley	82	2119	304	602	505	225	289	779	249	510	759	233	293	6	89	225	129	833	10.2	33
McElroy	74	1760	287	607	473	123	167	737	44	104	148	292	110	0	58	141	34	697	9.4	27
Motlweather	54	1277	194	411	472	87	133	654	135	237	372	58	188	8	18	94	118	475	8.8	21
Williams	27	434	90	214	421	31	37	838	27	53	90	34	61	1	21	25	12	211	7.8	23
Watts (Tot)	71	1584	219	558	392	92	156	590	60	119	179	294	184	1	108	188	31	530	7.5	26
Watts (N O)	39	775	105	286	361	82	103	602	39	59	98	181	96	0	55	76	17	280	7.2	26
Griffin	82	1853	160	358	447	112	157	713	157	353	510	172	228	6	88	150	45	432	5.3	15
Boyd	21	363	44	110	400	14	22	636	2	17	19	48	23	0	9	20	3	102	4.8	14
Saunders (Tot)	56	643	99	234	423	26	38	722	38	73	111	46	106	3	21	42	14	224	4.0	18
Saunders (N O)	30	400	89	143	483	12	19	632	27	47	74	35	72	3	14	22	10	150	5.0	18
Bailey	48	449	59	139	424	37	67	552	44	38	82	40	46	0	18	33	15	155	3.2	20
OFFENSE	82		3568	7717	462	1690	2331	725	1308	2907	4216	2079	1938	35	662	1694	514	8826	107.6	
DEFENSE	82		3658	7938	461	1661	2213	751	1273	2747	4020	2084	2082	28	851	1511	478	8979	109.5	



Willis Reed

NEW YORK KNICKS



OFFICE

Four Pennsylvania Plaza
New York, New York 10001
(212) 563-8000 Telex: 126446

HOME COURT

Madison Square Garden (19,571)

GAME TIMES

7:30 p.m.; 8 p.m./ Saturdays (ET)

DIRECTORY

President	Michael Burke
General Manager	Edward J. Donovan
Head Coach	Willis Reed
Public Relations Director	James Wergeles
Assistant Coaches	Bob Hopkins, Dick Taylor
Consultant	William Holzman
Trainer	Michael Saunders
Chief Scout	Dick McGuire
Team Colors	Blue, Orange, White
Ticket Prices	\$13.50, \$11, \$9.50, \$6
Radio	WNEW (1130) Marv Albert, Richie Guerin
Television	WOR (Ch 9) Andy Musser, Cal Ramsey

SPURS vs. KNICKS BY YEAR

76-77: San Antonio 3-1

77-78: Tied 2-2

All-Time: San Antonio 5-3

1978-79 SPURS vs. KNICKS

Dec. 13 (Wed.) at San Antonio

Jan. 6 (Sat.) at New York

Feb. 28 (Wed.) at San Antonio

Mar. 10 (Sat.) at New York

NEW YORK KNICKS 1977-78 FINAL STATISTICS (43-39)

PLAYER	GP	MIN	FGM	FGA	PCT	FTM	FTA	PCT	REBOUNDS			AST	PF	DQ	STL	TO	BLK	PTS	AVG	HI
									OFF	DEF	TOT									
McAdoo	79	3182	814	1564	520	469	645	727	236	774	1010	298	297	6	105	346	126	2097	26.5	40
Monroe	76	2369	556	1123	495	242	291	832	47	135	182	361	189	0	60	179	19	1354	17.8	37
Shelton	82	2319	508	988	514	203	276	736	204	376	580	195	350	11	109	228	112	1219	14.9	41
Haywood	67	1765	412	852	484	96	135	711	141	301	442	126	188	1	37	140	72	920	13.7	37
Beard	79	1979	308	614	502	129	160	806	76	188	264	339	201	2	117	154	3	745	9.4	32
Williams	81	1550	305	689	443	146	207	705	85	124	209	363	211	4	108	242	15	756	9.3	29
McMillan	81	1977	298	623	462	115	134	858	80	209	289	205	116	0	76	104	17	691	8.5	24
Clearmons	79	2009	215	448	480	81	103	786	69	145	212	283	142	1	68	113	17	511	6.5	18
Knight	80	1169	222	465	477	63	97	649	121	200	321	36	211	1	50	97	28	507	6.3	22
Gondrezick	72	1017	131	339	386	83	121	686	92	159	250	83	181	0	56	82	18	345	4.8	17
Jackson	63	654	55	115	478	43	56	768	29	81	110	46	106	0	31	47	15	103	2.4	16
Burden	2	15	1	2	500	0	0	—	0	0	0	1	0	0	1	0	0	2	1.0	2
OFFENSE	82	3815	7822	488	1670	2225	751	1180	2689	3889	2338	2123	26	818	1764	442	9300	113.4		
DEFENSE	82	3658	7742	472	2029	2785	729	1254	2623	3877	2113	1989	31	879	1677	357	9345	114.0		

PHILADELPHIA 76ERS



OFFICE

Veterans Stadium
P.O. Box 25040
Philadelphia, Pennsylvania 19147
(215) 339-7600 Telex: 831402

HOME COURT

The Spectrum (18,276)

GAME TIMES

8:05 p.m.; 1:45 p.m. (ET)



Billy Cunningham

DIRECTORY

President/Chairman of Board	F. Eugene Dixon
Vice President/General Manager	Pat Williams
Head Coach	Billy Cunningham
Assistant Coach/Player Personnel	Jack McMahon, Chuck Daly
Publicity Director	Harvey Pollack
Advertising Sales Director	Joseph L. Agnew
Ticket Manager	Fred Maglione
Communications Director	Bill Campbell
Trainer	Al Domenico
Team Physician	Dr. Michael Clancy
Team Colors	Red, White, Blue
Broadcasters	Bill Campbell, Matt Goukas, Don Henderson
Radio	WPEN (950)
Television	WKBS (Ch 48)

SPURS vs. 76ers BY YEAR

76-77: San Antonio 3-1
77-78: Philadelphia 3-1
All-Time: Tied 4-4

1978-79 SPURS vs. 76ers

Nov. 1 (Wed.) at Philadelphia
Nov. 29 (Wed.) at San Antonio
Dec. 30 (Sat.) at Philadelphia
Mar. 20 (Tues.) at San Antonio

PHILADELPHIA 76ers 1977-78 FINAL STATISTICS (55-27)

PLAYER	GP	MIN	FGM	FGA	PCT	FTM	FTA	PCT	OFF	REBOUNDS			PF	DQ	STL	TO	BLK	PTS	AVG	HI
										DEF	TOT	AST								
Erving	74	2429	611	1217	502	306	362	845	179	302	481	279	207	0	135	238	97	1528	20.6	43
McGinnis	78	2533	588	1270	463	411	574	716	282	528	810	294	287	6	137	312	27	1587	20.3	37
Collins	79	2770	643	1223	526	267	329	812	87	143	230	320	228	2	128	250	26	1553	19.7	37
Free	76	2050	390	857	455	411	562	731	92	120	212	306	199	0	68	200	41	1191	15.7	29
Dawkins	70	1722	332	577	575	196	220	708	117	438	555	85	268	5	34	123	125	820	11.7	23
Mix	82	1819	291	560	520	175	220	795	96	201	297	174	158	1	87	131	3	757	9.2	27
Bibby	82	2518	286	659	434	171	219	781	62	189	251	464	207	0	91	153	6	743	9.1	22
Bryant	81	1236	190	436	436	111	144	771	103	177	280	129	185	1	56	115	24	491	6.1	28
Jones	81	1636	169	359	471	96	153	627	165	405	570	92	281	4	26	126	127	434	5.4	18
McClain (Tall)	79	1020	123	280	438	37	73	781	20	32	112	157	124	2	58	90	6	303	4.3	17
McClain (Phil)	29	293	42	96	438	7	10	700	9	26	37	34	16	0	16	22	4	91	3.1	16
Catchings	61	748	70	178	393	34	55	618	105	145	250	34	124	1	20	44	67	174	2.9	10
Masley	6	21	5	13	388	3	7	429	0	5	5	2	5	0	0	5	0	13	2.2	6
Dunleavy	4	17	3	7	429	2	2	1000	0	1	1	6	0	0	1	3	0	8	2.0	4
Washington	14	38	8	19	421	3	6	500	2	12	14	1	3	0	1	10	2	18	1.4	4
OFFENSE	82		3628	7471	486	2153	2863	750	1299	2694	3993	2220	2188	20	800	1750	548	9409	114.7	
DEFENSE	82		3592	7788	461	1803	2435	740	1363	2473	3836	2095	2287	50	823	1709	346	8987	109.6	



John MacLeod

PHOENIX SUNS



OFFICE

P.O. Box 1369
Phoenix, Arizona 85001
(602) 258-5753 Telex: 668317

HOME COURT

Veteran's Memorial Coliseum (13,214)

GAME TIMES

7:30 p.m.; 7 p.m. Sundays (MT)

DIRECTORY

President	Richard L. Bloch
General Manager	Jerry Colangelo
Head Coach	John MacLeod
Assistant Coach	Al Bianchi
Business Manager	Robert K. Machen
Public Relations/Advertising Director	Tom Ambrose
Sales/Marketing/Promotions Director	Martin Shultz
Trainer	Joe Proski
Broadcasters	Al McCoy, Dick Van Arsdale
Team Physician	Dr. Paul Steingard
Team Colors	Purple, Orange, Copper
Ticket Prices	\$8, \$7, \$6, \$4
Radio	KTAR (620)
Television	KPHO (Ch 5)

SPURS vs. SUNS BY YEAR

76-77: San Antonio 3-1

77-78: Tied 2-2

All-Time: San Antonio 5-3

1978-79 SPURS vs. SUNS

Oct. 17 (Tues.) at Phoenix

Nov. 15 (Wed.) at San Antonio

Feb. 2 (Fri.) at Phoenix

Mar. 16 (Fri.) at San Antonio

PHOENIX SUNS 1977-78 FINAL STATISTICS (49-33)

PLAYER	GP	MIN	FGM	FGA	PCT	FTM	FTA	PCT	REBOUNDS			AST	PF	DQ	STL	TO	BLK	PTS	AVG	HI
									OFF	DEF	TOT									
Westphal	80	2481	809	1568	516	396	487	813	41	123	164	437	182	0	138	280	31	2014	25.2	48
Davis	81	2590	786	1494	526	387	466	830	158	326	484	273	242	2	113	283	20	1959	24.2	40
Adams	70	1914	434	895	385	214	293	730	158	407	565	225	242	8	86	234	63	1082	15.5	35
Lee	82	1928	417	950	439	170	228	746	95	159	254	305	257	3	225	221	17	1004	12.2	30
Buse	82	2547	287	626	458	112	136	824	59	190	249	391	144	0	185	124	14	686	8.4	19
Heard	80	2099	265	625	424	90	147	612	166	486	652	132	213	0	129	120	101	620	7.8	24
Scott	81	1538	180	369	488	132	191	691	135	222	357	86	158	0	52	85	40	492	6.1	16
Perry	45	818	110	243	453	51	65	785	87	163	250	48	120	2	34	83	22	271	6.0	18
Braz	80	933	159	395	403	56	68	824	42	73	115	123	104	1	39	89	5	374	4.7	16
Forness	64	887	111	238	466	49	103	476	84	166	350	129	105	0	23	84	34	271	4.2	23
Griffin	36	422	61	169	361	23	36	639	44	59	103	24	56	0	18	39	0	145	4.0	15
Awtrey	81	1623	112	264	424	69	109	633	97	205	302	163	153	0	19	127	25	293	3.6	16
OFFENSE	82		3731	7836	476	1749	2329	751	1166	2573	3745	2338	1956	16	1059	1796	372	9211	112.3	
DEFENSE	82		3578	7622	469	1749	2319	754	1202	2743	3945	1988	2178	47	937	1969	372	8905	108.6	

PORTLAND TRAILBLAZERS



OFFICE

Suite 380 Lloyd Bldg.
700 N.E. Multnomah St.
Portland, Oregon 97232
(503) 234-9291 Telex: 360636

HOME COURT

Memorial Coliseum (12,666)

GAME TIMES

8 p.m.: 1:30 p.m.; 7 p.m. Holidays/Sundays (PT)



Jack Ramsey

DIRECTORY

President	Lawrence Weinberg
Executive Vice President/General Manager	Harry Glickman
Vice President	Stuart K. Inman
Head Coach	Jack Ramsey
Assistant Coach	Jack McKinney
Trainer	Ron Culp
Business Manager	George Rickles
Publicity Director	John White
Promotions Director	Wally Scales
Team Physician	Dr. Robert D. Cook
Team Dentist	Dr. Larry Mudrick
Colors	Scarlet, Black, White
Ticket Prices	\$10, \$8.50, \$6.50, \$4.50
Radio	KUPL (1330) Bill Schonely
Television	KPTV (Ch. 12) Jimmy Jones

SPURS vs. TRAILBLAZERS BY YEAR

76-77: Tied 2-2
77-78: Tied 2-2
All-Time: Tied 4-4

1978-79 SPURS vs. TRAILBLAZERS

Jan. 20 (Sat.) at San Antonio
Feb. 9 (Fri.) at Portland
Feb. 16 (Fri.) at San Antonio

PORTLAND TRAILBLAZERS 1977-78 FINAL STATISTICS (58-24)

PLAYER	GP	MIN	FGM	FGA	PCT	FTM	FTA	PCT	REBOUNDS			AST	PF	DQ	STL	TO	BLK	PTS	AVG	HI
									OFF	DEF	TOT									
Walton	58	1929	460	892	522	177	246	720	118	648	766	291	145	3	60	206	146	1097	18.9	34
Lucas	68	2119	453	889	458	207	270	767	186	435	621	173	221	3	61	192	56	1113	16.4	35
Hollins	81	2741	531	1202	442	223	300	743	81	196	277	380	268	4	157	241	29	1285	15.9	38
Gross	72	2163	381	720	529	152	190	800	180	220	400	254	234	5	100	179	52	914	12.7	27
Neal	61	1174	272	540	504	127	177	718	116	257	373	81	128	0	29	96	21	671	11.0	35
Davis	82	2188	343	756	454	188	227	828	65	108	173	217	173	0	81	151	14	874	10.7	23
Owens	82	1714	313	639	490	206	278	741	195	346	541	160	263	7	33	152	37	832	10.1	27
Twardzik	75	1820	242	409	592	183	234	782	36	98	134	244	186	2	107	158	4	667	8.9	22
Steele	65	1132	210	447	470	100	122	820	34	79	113	87	138	2	59	66	5	520	8.0	21
Norwood (Tot)	35	811	74	181	409	50	75	667	49	70	119	33	101	1	31	56	3	198	5.7	14
Norwood (Port)	19	351	40	99	404	30	46	852	22	43	85	19	56	1	18	39	0	110	5.8	14
Calhoun	79	1370	175	365	479	66	76	868	73	142	216	87	141	3	42	64	18	416	5.3	24
Walker	9	101	19	41	463	5	8	625	7	10	17	8	13	0	2	11	0	43	4.8	12
Dunn	63	768	100	240	417	37	58	661	63	84	147	46	74	0	46	35	8	237	3.8	13
Dorsey (Tot)	11	88	12	31	387	10	16	625	11	19	30	5	17	0	2	6	3	34	3.1	9
Dorsey (Port)	4	51	9	19	474	7	11	636	6	4	10	3	8	0	3	1	25	6.3	9	
Schlueter	10	109	8	19	421	9	18	500	5	16	21	18	20	0	3	15	2	25	2.5	10
OFFENSE	82		3556	7367	483	1717	2259	760	1187	2686	3673	2067	2068	30	798	1625	390	8929	107.7	
DEFENSE	82		3289	7318	449	1747	2282	786	1187	2523	3710	1818	2093	36	748	1624	380	8325	101.5	



Gene Shue

SAN DIEGO CLIPPERS

OFFICE

3500 Sports Arena Blvd.
San Diego, California 92110
(714) 226-1275

HOME COURT

San Diego Sports Arena (13,703)

GAME TIMES

7:05 p.m.; 12:45 p.m., 3:45 p.m. Sundays (PT)



DIRECTORY

President	Irving H. Levin
Vice President/Operations	Irv Kaze
Head Coach	Gene Shue
Assistant Coach	Bob Weiss
Controller	Peter Stovin
Public Relations Director	Hal Childs
Community Relations Director	Ernie Sturm
Trainer	Larry Roberts
Team Colors	Burnt Red, White, Blue
Radio	KSDO (1130)
Television	KFMB (Ch 8)
Ticket Prices	\$9, \$8, \$6, \$4

SPURS vs. CLIPPERS BY YEAR

76-77: San Antonio 4-0
77-78: San Antonio 3-1
All-Time: San Antonio 7-1

1978-79 SPURS vs. CLIPPERS

Oct. 18 (Wed.) at San Diego
Nov. 8 (Wed.) at San Antonio
Jan. 11 (Thurs.) at San Antonio
Feb. 7 (Wed.) at San Diego

SAN DIEGO CLIPPERS (BUFFALO) 1977-78 FINAL STATISTICS (27-55)

PLAYER	GP	MIN	FGM	FGA	PCT	FTM	FTA	PCT	OFF	REBOUNDS			PF	DQ	STL	TO	BLK	PTS	AVG	HI
										DEF	TOT	AST								
Smith	82	3314	789	1697	.465	442	554	.800	110	200	310	458	224	2	172	286	11	2021	24.6	40
Knight	53	2155	457	926	.494	301	372	.809	126	257	383	161	137	0	82	167	13	1215	22.9	41
Nater	78	2778	501	994	.504	206	272	.765	278	751	1029	216	274	3	40	225	47	1210	15.5	35
Shumate	18	590	75	151	.497	74	99	.747	32	96	128	58	58	1	14	46	9	224	12.4	26
Barnes (Tot)	80	1646	279	661	.422	128	182	.703	135	304	439	136	241	9	64	136	83	688	11.4	27
Barnes (Buff)	48	1377	226	543	.416	114	153	.745	107	241	348	117	198	7	57	107	72	566	11.8	27
McNeill (Tot)	46	940	162	356	.455	145	175	.829	80	122	202	47	114	1	18	67	11	469	10.2	31
McNeill (Buff)	37	873	156	338	.462	130	156	.833	78	110	188	45	100	1	18	80	10	442	11.9	31
Averitt (Tot)	55	1085	198	484	.409	100	141	.709	17	65	83	195	123	3	39	143	9	496	9.0	32
Averitt (Buff)	34	676	129	296	.436	64	96	.667	10	40	50	128	86	2	22	88	8	322	9.5	24
Glenn	56	947	195	370	.527	51	65	.785	14	65	79	78	98	0	35	50	5	441	7.9	25
Williams	73	2002	208	436	.477	114	138	.826	29	108	137	317	137	0	48	156	4	530	7.3	22
Jones	79	1711	226	514	.440	84	119	.706	106	228	334	116	255	7	70	137	43	536	6.8	18
Willoughby	56	1079	156	363	.430	84	80	.800	76	143	219	38	131	2	24	36	47	376	6.7	20
McDaniels	42	694	100	234	.427	36	42	.857	46	135	181	44	112	3	4	30	37	236	5.6	26
McClain	41	727	81	184	.440	50	63	.794	11	64	75	123	88	2	42	68	2	212	5.2	17
Gerard	10	85	16	40	.400	11	15	.733	6	8	14	9	13	0	2	7	3	43	4.3	13
Brokaw	13	130	16	43	.419	18	24	.750	3	9	12	20	11	0	3	12	5	54	4.2	16
Lloyd (Tot)	70	678	80	193	.415	49	68	.721	52	93	145	44	105	1	14	43	14	209	3.0	10
Lloyd (Buff)	56	566	68	150	.425	43	58	.741	45	74	119	35	83	1	11	36	9	179	3.2	10
Owens	8	83	9	21	.429	3	8	.500	5	5	10	5	9	0	1	3	0	21	2.6	8
Johnson	4	38	3	12	.250	0	2	.000	1	4	5	7	3	0	5	3	2	6	1.5	6
OFFENSE	82		3413	7323	.466	1809	2314	.781	1083	2538	3621	1975	2017	31	650	1575	327	8634	105.3	
DEFENSE	82		3623	7609	.476	1695	2250	.753	1176	2587	3725	2137	2003	25	722	1476	375	8941	109.0	

SEATTLE SUPERSONICS



OFFICE
419 Occidental S.
Seattle, Washington 98104
(209) 281-3450 Tele: 321078

HOME COURT
Kingdome (27,894)

GAME TIMES
7:30 p.m.; 7 p.m. Sundays (PT)



Lenny Wilkens

DIRECTORY

President	Samuel Schulman
Vice President/General Manager	Zollie Volchok
Head Coach	Lenny Wilkens
Assistant Coach	Les Habegger
Marketing/Advertising Director	David Watkins
Public Relations Director	Rick Welts
Trainer	Frank Furtado
Ticket Manager	Carolyn Takisaki
Team Physician	Dr. Martin Kushner
Team Dentist	Dr. Jack Nichols
Team Colors	Green and Gold
Radio	KIRO (710) Bob Blackburn
Television	KIRO (Ch 7) Pete Gross, Gary Justice
Ticket Prices	\$9, \$8, \$6.50, \$5, \$3, \$1.50

SPURS vs. SUPERSONICS BY YEAR

76-77: San Antonio 3-1
77-78: Tied 2-2
All-Time: San Antonio 5-3

1978-78 SPURS vs. SUPERSONICS

Oct. 20 (Fri.) at Seattle
Dec. 10 (Sun.) at Seattle
Jan. 26 (Fri.) at San Antonio
Feb. 20 (Tues.) at San Antonio

SEATTLE SUPERSONICS 1977-78 FINAL STATISTICS (47-35)

PLAYER	GP	MIN	FGM	FGA	PCT	FTM	FTA	PCT	REBOUNDS			PF	DD	STL	TO	BLK	PTS	AVG	HI	
									OFF	DEF	TOT									
Williams	79	2572	602	1335	451	227	278	817	83	173	256	294	198	2	185	189	41	1431	18.1	37
Brown	72	1965	508	1042	488	176	196	898	61	127	168	240	145	0	110	164	25	1192	16.6	37
Webster	82	2910	427	851	505	290	461	629	361	674	1035	263	262	8	48	257	162	1144	14.0	26
D. Johnson	81	2209	367	891	417	297	406	732	152	142	294	250	213	2	116	164	51	1031	12.7	27
Green	9	250	43	87	494	21	31	677	22	33	55	10	26	0	6	22	12	107	11.9	20
Sikma	80	2236	342	730	455	192	247	777	196	482	678	134	300	6	68	186	40	876	10.7	28
J. Johnson (Tot)	77	1823	340	824	415	133	177	751	102	208	310	211	197	0	43	165	15	817	10.6	26
J. Johnson (Sea)	76	1812	341	820	416	131	174	763	100	207	307	210	194	0	43	166	15	813	10.7	26
Seals	73	1322	230	551	417	111	175	634	62	164	226	81	210	4	41	102	33	571	7.8	28
Walt	32	809	110	272	404	30	53	568	21	60	81	133	88	1	53	92	14	250	7.8	16
Walker (Tot)	77	1104	204	461	443	75	120	625	87	132	219	77	138	1	26	77	10	483	6.2	16
Walker (Sea)	68	1003	185	420	440	70	112	625	80	122	202	69	125	1	24	86	10	440	6.5	18
Slay	82	2172	184	464	387	109	186	586	288	377	656	145	182	0	65	152	16	477	5.8	17
Hassett	48	404	91	205	444	10	12	833	14	22	36	41	45	0	21	34	0	192	4.0	14
Blanning	20	97	15	31	484	10	17	588	13	17	30	7	16	0	0	16	5	40	2.0	6
Wise	2	10	0	3	000	0	4	250	2	1	3	0	2	0	0	0	0	1	0.5	1
Tenson	1	7	0	1	000	0	0	—	0	0	0	2	2	0	0	1	0	0	0.0	0
OFFENSE	80	3445	7715	1447	1675	2352	712	1456	2601	4057	1799	2008	29	782	1638	429	8560	104.8		
DEFENSE	82	3384	7377	459	1670	2203	758	1121	2600	3721	1956	2067	26	735	1648	410	8438	102.9		



Dick Motta

WASHINGTON BULLETS

OFFICE

One Harry S. Truman Drive
Landover, Maryland 20786
(301) 350-3400 Telex: 89598

HOME COURT

Captiol Centre (19,035)

GAME TIMES

8:05 p.m.; 7:35 p.m. Sunday (ET)



DIRECTORY

President	Abe Pollin
General Manager	Bob Ferry
Coach	Dick Motta
Assistant Coach	Bernie Bickerstaff
Scout	Bill Gardiner
Trainer	John Lally
Public Relations Director	Mark Pray
Marketing Director	Chip Reed
Ticket Sales Director	Steve Hines
Team Physicians	Dr. Stanford Lavine, Dr. Herbert Singer
Team Dentist	Dr. Richard Sterling
Team Colors	Red, White, Blue
Radio	WTOP (15) Mel Proctor
Television	WDCA (Ch 20) Mike Riordan, Jim Karvellas
Ticket Prices	\$9, \$7, \$4

SPURS vs. BULLETS BY YEAR

76-77: Tied 2-2
77-78: Tied 2-2
All-Time: Tied 4-4

1977-78 SPURS vs BULLETS

Nov. 4 (Sat.) at Washington
Nov. 11 (Sat.) at San Antonio
Feb. 1 (Thurs.) at San Antonio
Mar. 4 (Sun.) at Washington

WASHINGTON BULLETS 1977-78 FINAL STATISTICS (44-38)

PLAYER	GP	MIN	FGM	FGA	PCT	FTM	FTA	PCT	REBOUNDS			PF	DD	STL	TO	BLK	PTS	AVG	HI	
									OFF	DEF	TOT									
Hayes	81	2246	626	1409	451	326	514	634	335	740	1075	149	313	7	96	229	159	1598	19.7	37
Dandridge	75	2777	560	1190	471	330	419	788	137	305	442	267	262	6	101	241	44	1450	19.3	37
Kupchak	67	1759	393	768	512	280	402	697	162	298	460	71	196	1	28	184	42	1066	15.9	32
Grevey	81	2121	505	1128	448	243	308	789	124	166	290	155	203	4	61	159	17	1253	15.5	43
Chemier	38	937	200	451	443	109	138	790	15	87	102	73	54	0	36	67	9	509	14.1	28
Henderson	75	2315	339	784	432	179	240	746	66	127	193	406	131	0	93	195	15	857	11.4	24
Wright	70	1466	283	570	496	76	107	710	31	71	102	260	195	3	68	134	15	642	9.2	43
Linseld	66	2644	257	491	523	93	173	538	266	669	955	326	234	2	98	173	45	607	7.6	25
Johnson (Tot)	71	1299	237	581	408	49	61	803	43	112	155	130	129	0	82	75	8	523	7.4	29
Johnson (Wa)	39	807	141	346	408	42	51	824	20	73	93	82	76	0	31	50	1	324	8.3	29
Bellard	76	936	142	334	425	88	114	772	102	164	266	62	90	1	30	64	13	372	4.9	19
Walker	40	384	57	161	354	64	96	667	21	31	52	54	39	0	14	42	5	178	4.5	23
Pace	49	438	67	140	479	57	93	613	50	84	134	23	86	1	12	44	21	191	3.9	18
OFFENSE	82		3580	7772	461	1887	2655	711	1349	2815	4164	1948	1873	25	668	1613	386	9047	110.3	
DEFENSE	82		3767	8065	467	1437	1895	758	1166	2683	3849	2144	2312	50	779	1437	427	8971	109.4	

HEMISFAIR ARENA SEATING/TICKETS

HOW TO PURCHASE TICKETS

Once again this season, Spurs single games tickets will be on sale at the team's box office located adjacent to the HemisFair Arena. Ticket office hours are 9 a.m. until 5 p.m. The Spurs have a drive-through window as well as walkup windows. Or, Spurs fans can telephone (512) 224-9578 to charge tickets. The ticket office mailing address is P.O. Box 530, San Antonio, Texas 78292.

In addition to paying cash for Spurs game tickets, fans can pay by using Visa charge cards, Mastercharge cards, or by a charge card from Sears Roebuck and Co.

For the second year, the Spurs and all Sears outlets in Greater San Antonio have a working agreement whereby fans can purchase their seats through the Sears cashier departments.

TICKETS AVAILABLE

The Spurs this season for the first time are utilizing a new balcony in the HemisFair Arena which has expanded seating capacity to more than 16,000. Tickets on the lower level are priced at \$8, \$7, \$6 and \$4. Seats are priced at \$8, \$6, and \$4 in the new balcony.

As in the past, tickets will be available three games in advance during the 1978-1979 season.

GROUP SALES

The Spurs group sales program, because of the expanded Arena, is more extensive than ever before. For the 1978-1979 season in San Antonio, 31 home games have been designated group sales nights.

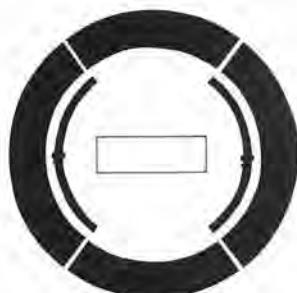
For seats in the \$6 and \$4 sections, groups can obtain discount rates depending on the size of the particular group. Cutoff points for discounts are groups of 25 minimum, 50 minimum, or 200 and more.

Members of the Spurs sales staff will work with the groups in arranging pre-game or post-game party facilities to go along with the exciting action of NBA basketball.

Complete groups sales information is available through the Spurs' ticket office at (512) 224-9578.



NEW UPPER DECK



LOWER LEVEL

Everybody's talking about it.

NEWS doesn't wait to happen. Neither does 4-Big News. 4-Big News San Antonio's Innovator in electronic news gathering is on the scene with MOBILE FOUR. Fully equipped for live news reporting. Live coverage as the news happens. MOBILE FOUR and 4-Big News — the team everybody is talking about!



4 Big News

The 1978-79 SA Spurs Schedule

OCTOBER

SUN	MON	TUE	WED	THU	FRI	SAT
8	9	10	11	12	13 DEN 8:30	14 MIL 7:30
15	16	17 PHOE 8:30	18 S.D. 9:05	19	20 SEA 9:30	21
22 L.A. 9:00	23	24 BOS 7:30	25	26	27	28 DET 7:30
29	30	31 G.S. 7:30				

FEBRUARY

				1 WASH 7:30	2 PHOE 8:30	3
4	5	6 L.A. 10:00	7 S.D. 9:05	8	9 PORT 10:00	10
11 G.S. 5:45	12	13	14 BOS 7:30	15	16 PORT 7:30	17
18 DET 2:45	19	20 SEA 7:30	21	22	23	24
25 HOU 12:30	26	27	28 N.Y. 7:30			

NOVEMBER

SUN	MON	TUE	WED	THU	FRI	SAT
			1 PHIL 7:05	2	3 BOS 6:30	4 WASH 7:05
5	6	7	8 S.D. 7:30	9	10 N.O. 7:35	11 WASH 7:30
12	13	14	15 PHOE 7:30	16	17	18 HOU 8:05
19	20	21 IND 7:30	22	23 MIL 7:30	24	25 N.J. 7:30
26	27	28	29 PHIL 7:30			

MARCH

				1	2 K.C. 7:30	3
4 WASH 6:30	5	6 N.J. 7:00	7	8	9	10 N.Y. 7:00
11	12	13	14 L.A. 7:30	15 N.O. 7:35	16 PHOE 7:30	17
18 MIL 12:45	19	20 PHIL 7:30	21 K.C. 7:35	22	23 ATL 7:30	24
25 IND 12:30	26	27	28 N.O. 7:30	29	30 HOU 7:30	

DECEMBER

SUN	MON	TUE	WED	THU	FRI	SAT
					1	2 DEN 7:30
3	4	5	6 L.A. 7:30	7	8 G.S. 10:00	9
10 SEA 9:00	11	12 DEN 8:30	13 N.Y. 7:30	14	15 IND 7:05	16 G.S. 7:30
17	18	19 CLEV 7:05	20 CHI 7:30	21	22 CHI 7:35	23 DET 7:05
24	25	26 ATL 7:30	27 ATL 6:30	28 MIL 7:30	29	30 PHIL 7:05

APRIL

1 BOS 12:45	2	3 CLE 7:05	4 N.J. 7:30	5	6	7 HOU 8:05
8 CLE 12:30	9	10	11	12	13	14

TIMES ARE SAN ANTONIO TIMES.
HOME COURT: HemisFair Arena.

JANUARY

	1	2	3 N.O. 7:30	4	5 N.J. 7:00	6 N.Y. 7:00
7	8	9 DET 7:30	10	11 S.D. 7:30	12	13 CLEV 7:30
14	15	16	17 DEN 7:30	18	19 K.C. 8:05	20 PORT 7:30
21	22	23	24 K.C. 7:30	25	26 SEA 7:30	27 ATL 6:30
28 IND 12:45	29	30 CHI 7:35				



"Spurs and the Great
Taste of Lone Star Beer.
No Place But Texas."